



# NOTRE DAME

## WOMEN'S BASKETBALL

### FIGHTING IRISH MEDIA

#### Primary Women's Basketball Contact

<b>Josh Bates</b>	jbates2@nd.edu
@Josh13Bates	574-310-9954

## EXHIBITION

## GUELPH (5-5)

### 2019-20 RESULTS (5-7)

Date	Opponent	TV	Time/Result
N5	at Fordham	ESPN+	W, 60-55
N8	Loyola Maryland	ACCNX	W, 84-60
N11	(RV/RV) Tennessee	ESPN2	L, 74-63
N14	#16/21 Michigan State	ACCN	L, 72-69
N20	Toledo	ACCNX	W, 54-51
N23	at #21/19 Michigan	BTN+	W, 76-72
N28	FGCU +	Flo Stream	L, 69-60
N29	South Dakota State +	Flo Stream	L, 65-59
N30	#21/20 USF +	Flo Stream	W, 67-51
D4	(RV/RV) Minnesota ^	ACCN	L, 75-67
D8	at #4/4 UConn &	ESPN	L, 81-57
D11	#16/15 DePaul	ACCN	L, 105-94
D21	Guelph		1 pm
D29	Clemson *	RSN	4 pm
J2	at Pittsburgh *	ACCNX	7 pm
J5	at Syracuse *	ACCN	4 pm
J9	Boston College *	ACCNX	7 pm
J12	NC State *	ACCN	4 pm
J16	at Duke *	ACCN	8 pm
J19	Miami *	ESPN2/ACCN	1 pm
J26	at Virginia *	ACCNX	2 pm
J30	Louisville *	ESPN	7 pm
F2	at Georgia Tech *	ACCN	2 pm
F6	at Wake Forest *	ACCNX	7 pm
F9	Pittsburgh *	ACCN	4 pm
F13	at Boston College *	ACCNX	7 pm
F16	at Louisville *	ACCN	3 pm
F20	Virginia Tech *	RSN	8 pm
F23	Syracuse *	ACCN	12 pm
F27	North Carolina *	ACCNX	7 pm
M1	at Florida State *	ESPN2/ACCN	2 pm
M4-8	ACC Championships		
M20-23	NCAA 1st & 2nd Rounds		
M27-30	NCAA Regional Round		
A3-5	NCAA Final Four		

+ - Cancun Challenge

^ - ACC/Big Ten Challenge

&amp; - Jimmy V Classic | Hartford, Connecticut

\* - Atlantic Coast Conference game

# - ACC Tournament (Greensboro, N.C.)

! - NCAA Championship

### GAME INFO

	Saturday, Dec. 21   1:00 p.m. ET	Notre Dame, Ind.   Purcell Pavilion (9,149)
	No Stream	
	Pulse FM 96.9 / 92.1/103.1	Bob Nagle & Karen Keyes
	Follow the live stats on <a href="http://UND.com">UND.com</a>	
	@NDWBB   #GoIrish	

### THE SERIES

vs Guelph	1st Meeting	Last:	Streak:
Home vs Guelph	N/A	Last:	Streak:

### THE COACHES

	Head Coach	At School	Overall
ND	Muffet McGraw	840-241 (33rd year)	928-282 (38th year)
Guelph	Mark Walton	38-47 (4th year)	

### BY THE NUMBERS

<b>10,230</b>	The record breaking career amount of points lost with last year's starting five
<b>3,384</b>	Points lost from players last season (includes transfers and current injured players) - equates to 98 percent of the offense
<b>1,004</b>	All-time Notre Dame program wins
<b>928</b>	Coach McGraw Career Wins
<b>840</b>	Coach McGraw wins at Notre Dame
<b>234</b>	Consecutive weeks ranked in the AP Poll before ND dropped out in week two (dated back to 2007-08 season) - ranked as the 3rd best active streak behind UConn and Baylor
<b>91-5</b>	Notre Dame's record in league play since joining the ACC for 2013-14 season
<b>67</b>	NCAA Tournament wins - 4th most in Division I
<b>58</b>	Straight conference wins at home, dating back to 2012
<b>31</b>	points scored by Brunelle vs. DePaul on Dec. 11 - most by a freshman in ND history
<b>27</b>	Total conference championships
<b>24</b>	straight NCAA Championship appearances - fourth longest active streak & fifth longest all-time
<b>22</b>	Different All-Americans
<b>13</b>	The amount of opponents on ND's schedule that are either ranked or receiving votes
<b>11</b>	30-win seasons in program history and 9th straight year // 11 straight games in double-figures for Gilbert
<b>9</b>	Final Four appearances - ranks as fifth most
<b>8</b>	Regular season league championships in a row (2 Big East / 6 ACC)
<b>7</b>	NCAA Title game appearances - 1 of 4 schools to do so (Tennessee, UConn and La Tech) // Brunelle became the first freshman to start her Irish career with seven double-digit scoring efforts
<b>6</b>	Natalie Achonwa became the sixth women's basketball player inducted into ND's Ring of Honor
<b>3</b>	National ranking for Notre Dame's 2020 recruiting class - the highest in Coach McGraw's tenure
<b>2</b>	National Titles - Notre Dame is the seventh program with multiple national championships
<b>1</b>	Naismith Hall of Fame Coach



### Leading Scorer

Sam Brunelle	5 (5)
Kate Gilbert	4 (4)
Anaya Peoples	3 (3)
Destinee Walker	2 (2)

### Leading Rebounder

Anaya Peoples	6 (6)
Sam Brunelle	4 (4)
Destinee Walker	1 (1)
Katlyn Gilbert	1 (1)

### Leader in Assists

Marta Sniezek	12 (12)
Danielle Cosgrove	1 (1)
Katlyn Gilbert	1 (1)
Abby Prohaska	0 (1)

### 20-Point Scoring Games

Opponents	7
Notre Dame	5
Katlyn Gilbert	1
Destinee Walker	2
Sam Brunelle	1
Anaya Peoples	1

### 30-Point Scoring Games

Opponents	1
Notre Dame	1
Sam Brunelle	1

### Tip-Offs Controlled

Opponents	8
Notre Dame	4
Mikayla Vaughn	1-1
Sam Brunelle	3-10
Katlyn Gilbert	0-1

### First Score

Opponents	7
Notre Dame	5
Anaya Peoples	2
Katlyn Gilbert	1
Sam Brunelle	1
Destinee Walker	1

### Runs of 10 or Better

Opponents	3
Notre Dame	7

### Largest Halftime Lead

18 vs Loyola MD, 11/8/19

### Largest Halftime Deficit

27, at #4 UConn, 12/8/19

### Largest Lead

28 vs Loyola MD (1:20 in 4Q), 11/8/19

### Largest Deficit

34 at #4 UConn (6:09 in 3Q), 11/11/19

### Largest Deficit Overcome to Win

11 at Michigan (2nd Q, 6:35, 33-22), 11/23/19

9 vs Toledo (2nd Q, 1:43, 31-22), 11/20/19

### Largest Lead Given Out in Loss

11 vs DePaul (8:13 in 2Q, 12/12/19)

### Most Consecutive Points

17 at Fordham, 11/5/19

### Most Consecutive Points (Opponent)

18, at #4 UConn, 12/8/19

16, FGCU, 11/28/19

### Double-Figure Points

Player	2019-20	Career
Katlyn Gilbert	12	13
Sam Brunelle	10	10
Destinee Walker	9	49
Anaya Peoples	9	9
Marta Sniezek	2	11
Danielle Cosgrove	1	1
Mikayla Vaughn	0	4

### Double-Figure Rebounds

Player	2019-20	Career
Anaya Peoples	3	3
Sam Brunelle	2	2
Destinee Walker	1	2
Mikayla Vaughn	0	1

### 5-5-5 Games

(aka "Stat Sheet Stuffers")

Player	2019-20	Career
Marta Sniezek	2	8
Anaya Peoples	1	1
Destinee Walker	0	1

### Double-Doubles

Player	2019-20	Career
Sam Brunelle	2	2
Anaya Peoples	2	2
Destinee Walker	1	2

### Season Point Totals

Date	Opp.	OffT0	Paint	2ndCh	FBreak	Bench
11/5	Fordham	14/13	32/22	14/9	9/3	16/8
11/8	Loyola MD	24/18	42/30	11/9	15/8	8/35
11/11	Tennessee	19/14	16/26	9/14	11/9	3/13
11/14	Michigan St	18/29	28/24	9/13	9/9	12/13
11/20	Toledo	16/8	24/28	7/2	6/2	3/13
11/23	Michigan	32/9	36/26	8/29	13/0	15/14
11/28	FGCU	9/20	26/34	2/13	12/10	3/11
11/29	South Dakota St	22/10	32/38	5/10	18/4	3/13
11/30	USF	23/20	34/24	5/17	17/6	18/27
12/4	Minnesota	10/11	44/22	8/14	10/4	11/3
12/8	UConn	11/23	36/34	5/21	8/13	19/12
12/11	DePaul	13/33	66/38	12/21	6/2	3/7

\*Notre Dame is listed first in each column

### Points Off Turnovers

	Total	Average
Notre Dame	211	17.6
Opponents	208	17.3

### Points in the Paint

	Total	Average
Notre Dame	416	34.7
Opponents	346	28.8

### Second Chance Points

	Total	Average
Notre Dame	95	7.9
Opponents	172	14.3

### Fast Break Points

	Total	Average
Notre Dame	134	11.2
Opponents	70	5.8

### Bench Scoring

	Total	Average
Notre Dame	114	9.5
Opponents	169	14.1



# KATIE COLE

# 2

5-10 // SENIOR // GUARD

TOLEDO, OHIO

SYLVANIA NORTHVIEW

### SEASON BESTS

Pts: 3 (vs DePaul, 12/11/19)  
 Rebs: 5 (vs DePaul, 12/11/19)  
 FGM: 1, 5x (last vs DePaul, 12/11/19)  
 FGA: 3 (at UConn, 12/8/19)  
 3FGM: 1, 2x (last vs Minnesota, 12/4/19)  
 3FGA: 1, 2x (last vs DePaul, 12/11/19)  
 FTM: 1, 2x (last vs DePaul, 12/11/19)  
 FTA: 4 (vs DePaul, 12/11/19)  
 Ast: 2 (vs DePaul, 12/11/19)  
 Blk: 1 (vs Minnesota, 12/4/19)  
 Stl: 2, 2x (last vs DePaul, 12/11/19)  
 Min: 21 (vs DePaul, 12/11/19)

### CAREER BESTS

Pts: 5, 2x (last at Wake Forest, 12/31/17)  
 Rebs: 5 (vs DePaul, 12/11/19)  
 FGM: 2, 2x (last at Wake Forest, 12/31/17)  
 FGA: 4 (vs Mount, 11/11/17)  
 3FGM: 1, 6x (last vs CSUN, 3/16/18)  
 3FGA: 2, 3x (last vs UNC, 2/1/18)  
 FTM: 1, 3x (last vs DePaul, 12/11/19)  
 FTA: 4 (vs DePaul, 12/11/19)  
 Ast: 2 (vs DePaul, 12/11/19)  
 Blk: 1, 4x (last vs Minnesota, 12/4/19)  
 Stl: 2, 3x (last vs DePaul, 12/11/19)  
 Min: 21 (vs DePaul, 12/11/19)

### UPDATE

- Played in all 12 games, averaging 10.0 minutes off the bench.
- Awarded a scholarship for her senior season.
- Reeled in 12 boards over the last 4 games. Scored in 3 straight appearances.
- Played a career high 21 minutes against DePaul on Dec. 11 - grabbed a career best 5 boards.
- Grabbed a season high 3 boards vs. Minnesota (12/4).
- Played a season high 15 minutes at No. 21 Michigan (11/23).
- Picked up a career high tying two steals in seven minutes versus Tennessee on Nov. 11.
- Saw five minutes of action in the season opener at Fordham. Marked her first appearance since her sophomore campaign after sitting out her junior year with a knee injury.

### SEASON

0..... Double-Figure Scoring.....0

### CAREER

### 2019-20 GAME-BY-GAME STATISTICS

Date	Opponent	GS	MIN	FG-A	3P-A	FT-A	RB	PF	A	TO	ST	BL	PTS
11/5	@ Fordham	5	0-0	0-0	0-0	0-0-0	0	0	0	0	0	0	0
11/8	Loyola MD	8	1-1	0-0	0-0	0-1-1	1	0	0	0	0	0	2
11/11	Tennessee	7	0-0	0-0	0-0	0-0-0	2	0	0	2	0	0	0
11/14	Michigan St	11	0-1	0-0	0-0	0-0-0	2	0	1	0	0	0	0
11/20	Toledo	3	0-0	0-0	1-2	1-1-2	2	1	0	0	0	0	1
11/23	@ Michigan	15	1-1	0-0	0-0	1-0-1	4	0	1	1	1	0	2
11/28	vs FGCU	14	0-0	0-0	0-0	1-0-1	2	1	2	0	0	0	0
11/29	vs South Dakota St	11	0-1	0-1	0-0	0-0-0	0	0	0	1	0	0	0
11/30	vs USF	7	0-1	0-0	0-0	1-1-2	0	0	0	0	0	0	0
12/4	Minnesota	8	1-2	0-1	0-0	1-2-3	1	0	0	0	1	2	2
12/8	@ UConn	11	1-3	0-0	0-0	1-1-2	1	0	1	0	0	0	2
12/11	DePaul	21	1-2	0-0	1-4	4-1-5	0	2	2	2	0	3	3
12/29	Clemson												
1/2	@ Pittsburgh												
1/5	@ Syracuse												
1/9	Boston College												
1/12	NC State												
1/16	@ Duke												
1/19	Miami												
1/26	@ Virginia												
1/30	Louisville												
2/2	@ Georgia Tech												
2/6	@ Wake Forest												
2/9	Pittsburgh												
2/13	@ Boston College												
2/16	@ Louisville												
2/20	Virginia Tech												
2/23	Syracuse												
2/27	UNC												
3/1	@ Florida St												

### COLE'S OVERALL CAREER STATISTICS

SEASON	TEAM	GP-GS	MIN/AVG	FG-FGA	FG%	3FG-FGA	3FG%	FT-FTA	FT%	OFF DEF	TOT	AVG	PF-FO	AST	TO	BLK	STL	PTS	AVG	
2017-18	ND	24-0	120/5.0	11-28	.393	6-17	.353	1-3	.333	5	11	16	0.7	11-0	2	9	3	6	29	1.2
2019-20	ND	12-0	120/10.0	5-12	.417	0-2	.000	2-6	.333	10	7	17	1.4	15-0	4	7	1	6	12	1.0
<b>TOTAL</b>		<b>36-0</b>	<b>240/6.7</b>	<b>16-40</b>	<b>.400</b>	<b>6-19</b>	<b>.316</b>	<b>3-9</b>	<b>.333</b>	<b>15</b>	<b>18</b>	<b>33</b>	<b>0.9</b>	<b>26-0</b>	<b>6</b>	<b>16</b>	<b>4</b>	<b>12</b>	<b>41</b>	<b>1.1</b>



# MAGGIE MURDOCK

# 3

5-8 // SOPHOMORE // GUARD

GLENCOE, ILLINOIS

NEW TRIER

## SEASON BESTS

Pts:  
Rebs:  
FGM:  
FGA: 1 (vs Loyola MD, 11/8/19)  
3FGM:  
3FGA: 1 (vs Loyola MD, 11/8/19)  
FTM:  
FTA:  
Ast:  
Blk:  
Stl:  
Min: 1 (vs Loyola MD, 11/8/19)

## CAREER BESTS

Pts:  
Rebs:  
FGM:  
FGA: 1 (vs Loyola MD, 11/8/19)  
3FGM:  
3FGA: 1 (vs Loyola MD, 11/8/19)  
FTM:  
FTA:  
Ast:  
Blk:  
Stl:  
Min: 1 (vs Loyola MD, 11/8/19)

## UPDATE

• 1-of-3 walk-ons added to this year's team. 1-of-4 total.

• First set of twins in program history.

### HIGH SCHOOL

• Attended New Trier High School

• 2018 CSL South Player of the Year // 2018 IBCA 4A All-State Honorable Mention // 2018 Team 22 All-Area Team Honorable Mention // 2018 Daily NorthShore.com Best Long-Range Shooter

• 2018 Team captain

• Averaged 9.4 ppg, 2.4 apg, 3.0 rpg and 2.0 spg her senior year. Also shot 40.6 percent from the field and 41.0 percent from three. Shot 73.2 percent from the free-throw line

• Lettered one year in volleyball – played setter

• Four-year honor roll recipient

• 2018 Illinois State Scholar // 2018 Outstanding Student of Mathematics

• Her uncle, Dennis Carroll, played basketball and tennis at Notre Dame

• Majoring in Mathematics

• Played on the Notre Dame Club Basketball squad her freshman year – Nationals qualifier

## 2019-20 GAME-BY-GAME STATISTICS

Date	Opponent	GS	MIN	FG-A	3P-A	FT-A	RB	PF	A	TO	ST	BL	PTS
11/5	@ Fordham		DNP										
11/8	Loyola MD		1	0-1	0-1	0-0	0	0	0	0	0	0	0
11/11	Tennessee		DNP										
11/14	Michigan St		DNP										
11/20	Toledo		DNP										
11/23	@ Michigan		DNP										
11/28	vs FGCU		DNP										
11/29	vs South Dakota St		DNP										
11/30	vs USF		DNP										
12/4	Minnesota		DNP										
12/8	@ UConn		DNP										
12/11	DePaul		DNP										
12/29	Clemson												
1/2	@ Pittsburgh												
1/5	@ Syracuse												
1/9	Boston College												
1/12	NC State												
1/16	@ Duke												
1/19	Miami												
1/26	@ Virginia												
1/30	Louisville												
2/2	@ Georgia Tech												
2/6	@ Wake Forest												
2/9	Pittsburgh												
2/13	@ Boston College												
2/16	@ Louisville												
2/20	Virginia Tech												
2/23	Syracuse												
2/27	UNC												
3/1	@ Florida St												

## MURDOCK'S OVERALL CAREER STATISTICS

SEASON	TEAM	GP-GS	MIN/AVG	FG-FGA	FG%	3FG-FGA	3FG%	FT-FTA	FT%	OFF	DEF	TOT	AVG	PF-FO	AST	TO	BLK	STL	PTS	AVG
2019-20	ND	1-0	1/1.5	0-1	.000	0-1	.000	0-0	.000	0	0	0	0.0	0-0	0	0	0	0	0	0.0
<b>TOTAL</b>		<b>1-0</b>	<b>1/1.5</b>	<b>0-1</b>	<b>.000</b>	<b>0-1</b>	<b>.000</b>	<b>0-0</b>	<b>.000</b>	<b>0</b>	<b>0</b>	<b>0</b>	<b>0.0</b>	<b>0-0</b>	<b>0</b>	<b>0</b>	<b>0</b>	<b>0</b>	<b>0</b>	<b>0.0</b>



# CATE MURDOCK

# 5

5-8 // SOPHOMORE // GUARD

GLENCOE, ILLINOIS

NEW TRIER

### SEASON BESTS

Pts:  
Rebs:  
FGM:  
FGA:  
3FGM:  
3FGA:  
FTM:  
FTA:  
Ast:  
Blk:  
Stl:  
Min: 1 (vs Loyola MD, 11/8/19)

### CAREER BESTS

Pts:  
Rebs:  
FGM:  
FGA:  
3FGM:  
3FGA:  
FTM:  
FTA:  
Ast:  
Blk:  
Stl:  
Min: 1 (vs Loyola MD, 11/8/19)

### UPDATE

• 1-of-3 walk-ons added to this year's team. 1-of-4 total.

• First set of twins in program history.

#### HIGH SCHOOL

- Attended New Trier High School
- Two-time CSL South All-Conference // Team 22 All-Area First Team her senior year // IBCA 4A All-State Honorable Mention her senior year
- Averaged 10.9 ppg, 2.9 apg, 3.8 rpg and 2.0 spg her senior year. Also shot 44.5 percent from the field and 36.3 percent from three.
- Four-year honor roll recipient // 2018 Illinois State Scholar
- Her uncle, Dennis Carroll, played basketball and tennis at Notre Dame
- Majoring in Mathematics
- Played on the Notre Dame Club Basketball squad her freshman year – Nationals qualifier and MVP of the Regionals tournament in 2019

### 2019-20 GAME-BY-GAME STATISTICS

Date	Opponent	GS	MIN	FG-A	3P-A	FT-A	RB	PF	A	TO	ST	BL	PTS
11/5	@ Fordham		DNP										
11/8	Loyola MD		1	0-0	0-0	0-0	0	0	0	1	0	0	0
11/11	Tennessee		DNP										
11/14	Michigan St		DNP										
11/20	Toledo		DNP										
11/23	@ Michigan		DNP										
11/28	vs FGCU		DNP										
11/29	vs South Dakota St		DNP										
11/30	vs USF		DNP										
12/4	Minnesota		DNP										
12/8	@ UConn		DNP										
12/11	DePaul		DNP										
12/29	Clemson		DNP										
1/2	@ Pittsburgh		DNP										
1/5	@ Syracuse		DNP										
1/9	Boston College		DNP										
1/12	NC State		DNP										
1/16	@ Duke		DNP										
1/19	Miami		DNP										
1/26	@ Virginia		DNP										
1/30	Louisville		DNP										
2/2	@ Georgia Tech		DNP										
2/6	@ Wake Forest		DNP										
2/9	Pittsburgh		DNP										
2/13	@ Boston College		DNP										
2/16	@ Louisville		DNP										
2/20	Virginia Tech		DNP										
2/23	Syracuse		DNP										
2/27	UNC		DNP										
3/1	@ Florida St		DNP										

### MURDOCK'S OVERALL CAREER STATISTICS

SEASON	TEAM	GP-GS	MIN/AVG	FG-FGA	FG%	3FG-FGA	3FG%	FT-FTA	FT%	OFF	DEF	TOT	AVG	PF	FO	AST	TO	BLK	STL	PTS	AVG
2019-20	ND	1-0	1/1.5	0-0	.000	0-0	.000	0-0	.000	0	0	0	0.0	0-0	0	1	0	0	0	0	0.0
<b>TOTAL</b>		<b>1-0</b>	<b>1/1.5</b>	<b>0-0</b>	<b>.000</b>	<b>0-0</b>	<b>.000</b>	<b>0-0</b>	<b>.000</b>	<b>0</b>	<b>0</b>	<b>0</b>	<b>0.0</b>	<b>0-0</b>	<b>0</b>	<b>1</b>	<b>0</b>	<b>0</b>	<b>0</b>	<b>0</b>	<b>0.0</b>



# KATLYN GILBERT

# 10

5-10 // SOPHOMORE // GUARD

INDIANAPOLIS, INDIANA

HERITAGE CHRISTIAN

## UPDATE

- Played in all 12 games, starting in all but the season opener. Averages 33.9 minutes/game - ranks 9th in the ACC.
- Riding a career best streak of 12 double-digit scoring games in a row. She is the only Irish player to tally double-digit points in every game.
- Gilbert leads the Irish in scoring with 15.0 ppg, which ranks 13th in the ACC.
- Gilbert has knocked down 72 made field goals, ranking 25th in the country. Her 45.6 shooting percentage ranks 14th in the ACC.
- Her 2.0 steals/game ranks 3rd in the ACC and leads the Irish.
- Scored 11 of her 15 points at No. 4 UConn (12/8) in the second half. Prior, Gilbert scored all 15 of her points in the second half vs. Minnesota (12/4) - 8 of which came in the 4th quarter.
- Tied her career high of 8 rebounds against USF (11/30) to go along with her 11 points.
- Made the most of her first career start, leading the Irish with a career high 24 points on 9-of-15 shooting from the floor, including a career best 6-of-9 from the line. Also reeled in a career best 6 boards.
- Gilbert & Peoples have played together every summer since they were seven & six years old, respectively.
- In her first game back since Nov. 29, 2018, Gilbert shone bright, co-leading the Irish with 14 points.
- Last season, Gilbert separated her right shoulder in the win over No. 14 Iowa (11/29). Had surgery to repair the damage and sat out the remainder of the season.

## SEASON BESTS

Pts: 24 (vs Loyola MD, 11/8/19)  
Rebs: 8, 2x (last vs USF, 11/30/19)  
FGM: 9, 2x (last vs Michigan St, 11/14/19)  
FGA: 17 (vs DePaul, 12/11/19)  
3FGM: 2 (at UConn, 12/8/19)  
3FGA: 5 (at UConn, 12/8/19)  
FTM: 6 (vs Loyola MD, 11/8/19)  
FTA: 9 (at Fordham, 11/5/19)  
Ast: 4, 2x (vs DePaul, 12/11/19)  
Blk: 2, 2x (vs DePaul, 12/11/19)  
Stl: 4, 2x (last at Michigan, 11/23/19)  
Min: 39 (vs Toledo, 11/20/19)

## CAREER BESTS

Pts: 14, 2x (last at Fordham, 11/5/19)  
Rebs: 8, 2x (last vs USF, 11/30/19)  
FGM: 9, 2x (last vs Michigan St, 11/14/19)  
FGA: 17 (vs DePaul, 12/11/19)  
3FGM: 2 (at UConn, 12/8/19)  
3FGA: 5 (at UConn, 12/8/19)  
FTM: 6 (vs Loyola MD, 11/8/19)  
FTA: 9 (at Fordham, 11/5/19)  
Ast: 4, 2x (vs DePaul, 12/11/19)  
Blk: 2, 2x (vs DePaul, 12/11/19)  
Stl: 4, 3x (last at Michigan, 11/23/19)  
Min: 39 (vs Toledo, 11/20/19)

## SEASON

12..... Double-Figure Scoring..... 13

## CAREER

## KEY STATISTICS

POINTS	FG%	FG MADE	STEALS
<b>15.0</b>	<b>.456</b>	<b>72</b>	<b>2.0</b>
LEADS TEAM	3RD ON TEAM	LEADS TEAM	LEADS TEAM
13TH IN ACC	14TH IN ACC	25TH IN NATION	3RD IN ACC

## 2019-20 GAME-BY-GAME STATISTICS

Date	Opponent	GS	MIN	FG-A	3P-A	FT-A	RB	PF	A	TO	ST	BL	PTS
11/5	@ Fordham		30	5-9	0-0	4-9	2-3-5	1	0	3	2	1	14
11/8	Loyola MD	*	33	9-15	0-1	6-7	3-3-6	2	2	4	1	1	24
11/11	Tennessee	*	37	6-15	0-1	0-0	0-2-2	3	2	3	1	0	12
11/14	Michigan St	*	38	9-16	0-0	3-4	1-3-4	2	0	8	4	2	19
11/20	Toledo	*	39	4-15	0-1	3-4	1-7-8	0	0	2	3	0	11
11/23	@ Michigan	*	29	4-11	0-2	4-6	1-5-6	3	4	2	4	0	12
11/28	vs FGCU	*	31	6-12	1-3	1-2	1-6-7	3	2	5	1	0	14
11/29	vs South Dakota St	*	27	7-11	0-1	3-4	0-5-5	3	2	3	2	0	17
11/30	vs USF	*	35	5-9	1-1	0-2	1-7-8	0	1	5	0	1	11
12/4	Minnesota	*	38	7-13	1-2	0-0	3-4-7	2	1	1	0	0	15
12/8	@ UConn	*	37	6-15	2-5	1-4	1-2-3	2	0	1	3	0	15
12/11	DePaul	*	32	5-17	1-2	5-7	0-3-3	2	4	6	3	2	16
12/29	Clemson												
1/2	@ Pittsburgh												
1/5	@ Syracuse												
1/9	Boston College												
1/12	NC State												
1/16	@ Duke												
1/19	Miami												
1/26	@ Virginia												
1/30	Louisville												
2/2	@ Georgia Tech												
2/6	@ Wake Forest												
2/9	Pittsburgh												
2/13	@ Boston College												
2/16	@ Louisville												
2/20	Virginia Tech												
2/23	Syracuse												
2/27	UNC												
3/1	@ Florida St												

## GILBERT'S OVERALL CAREER STATISTICS

SEASON	TEAM	GP-GS	MIN/AVG	FG-FGA	FG%	3FG-FGA	3FG%	FT-FTA	FT%	OFF	DEF	TOT	AVG	PF-FO	AST	TO	BLK	STL	PTS	AVG
2018-19	ND	7-0	111/15.9	9-20	.450	1-5	.200	6-8	.750	4	11	15	2.1	11-0	2	8	1	6	25	3.6
2019-20	ND	12-11	407/33.9	72-158	.456	6-19	.316	30-49	.612	14	50	64	5.3	23-0	18	43	7	24	180	15.0
<b>TOTAL</b>		<b>19-11</b>	<b>518/27.3</b>	<b>81-178</b>	<b>.455</b>	<b>7-24</b>	<b>.292</b>	<b>36-57</b>	<b>.632</b>	<b>18</b>	<b>61</b>	<b>79</b>	<b>4.2</b>	<b>34-0</b>	<b>20</b>	<b>51</b>	<b>8</b>	<b>30</b>	<b>205</b>	<b>10.8</b>



# ABBY PROHASKA 12

5-10 // SOPHOMORE // GUARD

LIBERTY TOWNSHIP, OHIO

LAKOTA WEST

## SEASON BESTS

Pts:  
Rebs:  
FGM:  
FGA:  
3FGM:  
3FGA:  
FTM:  
FTA:  
Ast:  
Blk:  
Stl:  
Min:

## CAREER BESTS

Pts: 6, 2x (last vs FSU, 2/10/19)  
Rebs: 5, 2x (last vs FSU, 2/10/19)  
FGM: 3 (vs FSU, 2/10/19)  
FGA: 5 (vs Duke, 2/21/19)  
3FGM: 1, 2x (last vs Syracuse, 3/9/19)  
3FGA: 2 (vs Syracuse, 3/9/19)  
FTM: 4 (vs Harvard, 11/9/18)  
FTA: 4, 2x (last at Boston College, 2/13/19)  
Ast: 4, 2x (last vs WKU, 12/19/18)  
Blk: 1 (vs Iowa, 11/29/18)  
Stl: 4, 2x (last at Virginia Tech, 1/16/19)  
Min: 30 (vs Drake, 11/23/18)

I AM APPROACHING THIS POST A LITTLE DIFFERENTLY TODAY...

RECENTLY, I HAVE BEEN **DIAGNOSED WITH BILATERAL PULMONARY EMBOLISM**. IN OTHER WORDS, I HAVE A BLOOD CLOT IN EACH OF MY LUNGS. THE AMOUNT OF TIME I WILL BE OUT IS INDEFINITE, BUT I WILL BE **RIGHT ALONGSIDE THIS TEAM FOR EVERY GAME I CANNOT PLAY**.

I AM THANKFUL FOR THE **ENDLESS SUPPORT** AND LOVE FROM MY FAMILY, MY TEAMMATES, MY COACHES, AND MY FRIENDS. THIS IS JUST A BUMP IN THE ROAD.

#SEETHEFUTURE #BLESSED

*Abby Prohaska*



PROHASKA'S OVERALL CAREER STATISTICS

SEASON	TEAM	GP-GS	MIN/AVG	FG-FGA	FG%	3FG-FGA	3FG%	FT-FTA	FT%	OFF	DEF	TOT	AVG	PF-FO	AST	TO	BLK	STL	PTS	AVG
2018-19	ND	38-3	547/14.4	18-49	.367	2-7	.286	20-26	.769	25	44	69	1.8	58-0	43	30	1	30	58	1.5
<b>TOTAL</b>		<b>38-3</b>	<b>547/14.4</b>	<b>18-49</b>	<b>.367</b>	<b>2-7</b>	<b>.286</b>	<b>20-26</b>	<b>.769</b>	<b>25</b>	<b>44</b>	<b>69</b>	<b>1.8</b>	<b>58-0</b>	<b>43</b>	<b>30</b>	<b>1</b>	<b>30</b>	<b>58</b>	<b>1.5</b>



# MARTA SNIEZEK

# 13

5-8 // GRADUATE // GUARD

MCLEAN, VIRGINIA

STANFORD // NATIONAL CATHEDRAL

## UPDATE

- Started in all 12 games, averaging 36.5 minutes, which ranks 2nd in the ACC.
- The defensive catalyst of the team. Sniezek has taken 15 charges this season. Coach McGraw suspects the program record is around 20 set by Kristina Nelson in the 2017-18 season.
- Averaging 5.8 assists/game which ranks 17th in the nation and 2nd in the ACC. Her 1.3 A/T0 ratio ranks 13th in the league.
- Dished out a season best 12 assists against DePaul on Dec. 11, one shy of her career high at Stanford. Sniezek is 1-of-7 ACC players to produce a 10+ assist game and tied for the league high with 12.
- Over first 5 games - 1-of-11 from the field, averaging 2.0 ppg. Over the last 7 games - 18-of-30 from the floor (.600), averaging 7.4 ppg.
- Sniezek notched back-to-back games with double-digit points for just the third time in her career, which included a career high 14 points at No. 4 UConn (12/8).
- In addition, Sniezek averages 1.8 steals/game, which ranks 7th in the ACC.
- Took 4 charges against South Dakota State and then took 4 charges the very next day vs. USF in Cancun. All-in-all, Sniezek has taken a charge in five straight games.
- Collected a season high five steals at No. 21 Michigan (11/23), one shy of her career best.
- Irish up three with two minutes remaining against Toledo (11/20), Sniezek recorded a clutch steal which Walker converted to points, extending the lead to 54-49, for the eventual 54-51 win.
- Took two charges in the Tennessee game, helping the Irish force 28 turnovers against the Lady Vols.
- Fun Fact: 1-of-9 siblings in her family.
- Fun Fact: In 2015, she was both the Washington D.C. Gatorade Basketball Player of the Year and the Soccer Player of the Year.

## SEASON BESTS

Pts: 14 (at UConn, 12/8/19)  
Rebs: 7 (vs Loyola MD, 11/8/19)  
FGM: 5 (at UConn, 12/8/19)  
FGA: 8 (at UConn, 12/8/19)  
3FGM: 1, 2x (last at UConn, 12/8/19)  
3FGA: 4 (at UConn, 12/8/19)  
FTM: 4, 2x (last vs Minnesota, 12/4/19)  
FTA: 6 (vs FGCU, 11/28/19)  
Ast: 12 (vs DePaul, 12/11/19)  
Blk: 1, 2x (last vs USF, 11/30/19)  
Stl: 5 (at Michigan, 11/23/19)  
Min: 40, 2x (last at UConn, 12/8/19)

## CAREER BESTS

Pts: 14 (at UConn, 12/8/19)  
Rebs: 10 (vs USC, 12/31/17)  
FGM: 5, 3x (last at UConn, 12/8/19)  
FGA: 12 (vs Belmont, 11/24/17)  
3FGM: 3, 2x (last vs Utah, 2/9/18)  
3FGA: 8 (vs Belmont, 11/24/17)  
FTM: 6, 2x (last vs USC, 3/2/18)  
FTA: 9 (vs Tennessee, 12/16/15)  
Ast: 13 (vs Washington, 3/4/16)  
Blk: 1, 9x (last vs USF, 11/30/19)  
Stl: 6 (vs Oregon St, 1/8/17)  
Min: 40, 3x (last at UConn, 12/8/19)

## SEASON

2.....Double-Figure Scoring.....11  
0.....Double-Figure Rebounds.....1  
1.....Double-Figure Assists.....3

## CAREER

## KEY STATISTICS

POINTS	ASSISTS	STEALS	CHARGES TAKEN
5.2	5.8	1.9	15
5TH ON TEAM	2ND IN ACC 17TH IN NATION	2ND ON TEAM 4TH IN ACC	LEADS TEAM

## 2019-20 GAME-BY-GAME STATISTICS

Date	Opponent	GS	MIN	FG-A	3P-A	FT-A	RB	PF	A	TO	ST	BL	PTS
11/5	@ Fordham	*	38	0-3	0-0	1-2	0-4-4	0	6	5	3	0	1
11/8	Loyola MD	*	29	0-0	0-0	2-2	0-7-7	3	6	6	2	0	2
11/11	Tennessee	*	37	1-5	0-1	3-3	0-4-4	5	4	2	1	0	5
11/14	Michigan St	*	38	0-3	0-0	0-0	0-4-4	4	8	3	1	0	0
11/20	Toledo	*	34	0-0	0-0	2-2	0-1-1	3	3	4	2	1	2
11/23	@ Michigan	*	39	2-3	0-1	2-2	0-4-4	4	5	6	5	0	6
11/28	vs FGCU	*	35	2-2	1-1	4-6	0-3-3	4	5	6	0	0	9
11/29	vs South Dakota St	*	34	2-3	0-0	1-2	0-4-4	4	2	4	0	0	5
11/30	vs USF	*	34	3-4	0-0	0-0	1-5-6	5	5	3	1	1	6
12/4	Minnesota	*	40	3-6	0-0	4-5	0-2-2	4	8	4	1	0	10
12/8	@ UConn	*	40	5-8	1-4	3-3	0-1-1	2	6	6	4	0	14
12/11	DePaul	*	39	1-4	0-0	0-0	1-4-5	4	12	6	3	0	2
12/29	Clemson												
1/2	@ Pittsburgh												
1/5	@ Syracuse												
1/9	Boston College												
1/12	NC State												
1/16	@ Duke												
1/19	Miami												
1/26	@ Virginia												
1/30	Louisville												
2/2	@ Georgia Tech												
2/6	@ Wake Forest												
2/9	Pittsburgh												
2/13	@ Boston College												
2/16	@ Louisville												
2/20	Virginia Tech												
2/23	Syracuse												
2/27	UNC												
3/1	@ Florida St												

## SNIEZEK'S OVERALL CAREER STATISTICS

SEASON	TEAM	GP-GS	MIN/AVG	FG-FGA	FG%	3FG-FGA	3FG%	FT-FTA	FT%	OFF	DEF	TOT	AVG	PF-FO	AST	TO	BLK	STL	PTS	AVG
2015-16	Stan	35-9	656/18.7	35-99	.354	4-17	.235	28-42	.667	8	48	56	1.6	27-0	109	63	1	21	102	2.9
2016-17	Stan	38-9	948/24.9	56-149	.376	6-20	.300	54-75	.720	6	100	106	2.8	64-0	169	93	3	51	172	4.5
2017-18	Stan	35-32	971/27.7	56-156	.359	20-59	.339	61-90	.678	7	115	122	3.5	68-1	150	78	3	38	193	5.5
2019-20	ND	12-12	438/36.5	19-41	.463	2-7	.286	22-27	.815	2	43	45	3.8	42-2	70	55	2	23	62	5.2
<b>TOTAL FOR ND</b>		<b>12-12</b>	<b>438/36.5</b>	<b>19-41</b>	<b>.463</b>	<b>2-7</b>	<b>.286</b>	<b>22-27</b>	<b>.815</b>	<b>2</b>	<b>43</b>	<b>45</b>	<b>3.8</b>	<b>42-2</b>	<b>70</b>	<b>55</b>	<b>2</b>	<b>23</b>	<b>62</b>	<b>5.2</b>
<b>TOTAL</b>		<b>120-62</b>	<b>3013/25.1</b>	<b>166-445</b>	<b>.373</b>	<b>32-103</b>	<b>.311</b>	<b>165-234</b>	<b>.705</b>	<b>23</b>	<b>306</b>	<b>329</b>	<b>2.7</b>	<b>201-3</b>	<b>498</b>	<b>289</b>	<b>9</b>	<b>133</b>	<b>529</b>	<b>4.4</b>





# NICOLE BENZ

# 20

5-8 // JUNIOR // GUARD

VALENCIA, CALIF.

WILLIAM S. HART

### SEASON BESTS

Pts: 2  
 Rebs: 2  
 FGM: 1 (at UConn, 12/8/19)  
 3FGM: 1 (at UConn, 12/8/19)  
 FTM: 1 (at UConn, 12/8/19)  
 FTA: 1 (at UConn, 12/8/19)  
 Ast: 1  
 Blk: 1  
 Stl: 1  
 Min: 2, 2x (last at UConn, 12/8/19)

### CAREER BESTS

Pts: 3 (vs UNC, 2/1/18)  
 Rebs: 3 (vs Harvard, 11/9/18)  
 FGM: 1, 4x (last vs Virginia, 3/3/19)  
 FGA: 2, 7x (last vs Virginia, 3/3/19)  
 3FGM: 1 (vs UNC, 2/1/18)  
 3FGA: 2, 2x (last vs Villanova, 3/18/18)  
 FTM: 2 (vs Harvard, 11/9/18)  
 FTA: 2 (vs Harvard, 11/9/18)  
 Ast: 1, 2x (last at Marquette, 12/22/18)  
 Blk: 1  
 Stl: 1  
 Min: 10 (vs Binghamton, 12/16/18)

### UPDATE


- Was the third walk-on for the Irish for the 2017-18 championship season, where she made 13 appearances on the year.
- Started the 2018-19 season as a student-manager before receiving the call-up once again right before the season opener.
- Recipient of the Elite 90 award at the 2019 Final Four - which recognizes the student-athlete with the highest GPA at a championship event.
- Now 1-of-4 total walk-ons on this year's squad.

### 2019-20 GAME-BY-GAME STATISTICS

Date	Opponent	GS	MIN	FG-A	3P-A	FT-A	RB	PF	A	TO	ST	BL	PTS
11/5	@ Fordham	DNP											
11/8	Loyola MD	2		0-0	0-0	0-0	0	1	0	0	0	0	0
11/11	Tennessee	DNP											
11/14	Michigan St	DNP											
11/20	Toledo	DNP											
11/23	@ Michigan	DNP											
11/28	vs FGCU	1		0-0	0-0	0-0	0-0-0	0	0	0	0	0	0
11/29	vs South Dakota St	1		0-0	0-0	0-0	0-0-0	0	0	0	0	0	0
11/30	vs USF	DNP											
12/4	Minnesota	DNP											
12/8	@ UConn	2		0-1	0-1	0-0	0-0-0	0	0	0	0	0	0
12/11	DePaul	2		0-0	0-0	0-0	0-0-0	0	0	0	0	0	0
12/29	Clemson												
1/2	@ Pittsburgh												
1/5	@ Syracuse												
1/9	Boston College												
1/12	NC State												
1/16	@ Duke												
1/19	Miami												
1/26	@ Virginia												
1/30	Louisville												
2/2	@ Georgia Tech												
2/6	@ Wake Forest												
2/9	Pittsburgh												
2/13	@ Boston College												
2/16	@ Louisville												
2/20	Virginia Tech												
2/23	Syracuse												
2/27	UNC												
3/1	@ Florida St												

### BENZ'S OVERALL CAREER STATISTICS

SEASON	TEAM	GP-GS	MIN/AVG	FG-FGA	FG%	3FG-FGA	3FG%	FT-FTA	FT%	OFF	DEF	TOT	AVG	PF-FO	AST	TO	BLK	STL	PTS	AVG
2017-18	ND	13-0	27/2.1	1-7	.143	1-7	.143	0-0	.000	3	6	9	0.7	1-0	0	1	0	0	3	0.2
2018-19	ND	23-0	72/3.1	3-15	.200	0-7	.000	2-2	1.000	2	14	16	0.7	3-0	2	3	0	0	8	0.3
2019-20	ND	5-0	7/1.3	0-1	.000	0-1	.000	0-0	.000	0	0	0	0.0	1-0	0	0	0	0	0	0.0
<b>TOTAL</b>		<b>41-0</b>	<b>106/2.6</b>	<b>4-23</b>	<b>.174</b>	<b>1-15</b>	<b>.067</b>	<b>2-2</b>	<b>1.000</b>	<b>5</b>	<b>20</b>	<b>25</b>	<b>0.6</b>	<b>5-0</b>	<b>2</b>	<b>4</b>	<b>0</b>	<b>0</b>	<b>11</b>	<b>0.3</b>



# ANAYA PEOPLES 21

5-10 // FRESHMAN // GUARD

DANVILLE, ILLINOIS

SCHLARMAN

## SEASON BESTS

Pts: 22 (vs DePaul, 12/11/19)  
 Rebs: 15 (vs DePaul, 12/11/19)  
 FGM: 11 (vs DePaul, 12/11/19)  
 FGA: 16 (at UConn, 12/8/19)  
 3FGM: 1, 2x (last vs USF, 11/30/19)  
 3FGA: 4 (at UConn, 12/8/19)  
 FTM: 5, 2x (last vs USF, 11/30/19)  
 FTA: 9, 2x (last vs USF, 11/30/19)  
 Ast: 6 (vs Minnesota, 12/4/19)  
 Blk: 2, 3x (last vs Minnesota, 12/4/19)  
 Stl: 4, 2x (last vs South Dakota St., 11/29/19)  
 Min: 39 (vs South Dakota State, 11/29/19)

## CAREER BESTS

Pts: 22 (vs DePaul, 12/11/19)  
 Rebs: 15 (vs DePaul, 12/11/19)  
 FGM: 11 (vs DePaul, 12/11/19)  
 FGA: 16 (at UConn, 12/8/19)  
 3FGM: 1, 2x (last vs USF, 11/30/19)  
 3FGA: 4 (at UConn, 12/8/19)  
 FTM: 5, 2x (last vs USF, 11/30/19)  
 FTA: 9, 2x (last vs USF, 11/30/19)  
 Ast: 6 (vs Minnesota, 12/4/19)  
 Blk: 2, 3x (last vs Minnesota, 12/4/19)  
 Stl: 4, 2x (last vs South Dakota St., 11/29/19)  
 Min: 39 (vs South Dakota State, 11/29/19)

## KEY STATISTICS

POINTS	REBOUNDS	FG%	STEALS
14.5	8.3	.507	1.8
2ND ON TEAM	LEADS TEAM 12TH IN ACC	LEADS TEAM 8TH IN ACC	3RD TEAM 8TH IN ACC

## UPDATE

- Played in all 12 games, starting in 8. Averages 32.5 minutes/game.
- Last 6 games: Peoples is averaging a double-double with 16.7 ppg and 11.0 rpg. She's converted 43-of-76 shots aka 56.6 percent. Also averaging 2.5 apg in that span.
- Since Nov. 28, there are only two true freshmen averaging over 15 ppg and 10 rpg - Peoples and Texas Tech's Alexis Tucker.
- Peoples' 14.5 ppg ranks 20th in the nation among true freshmen, while her 8.3 rpg ranks 15th. Knocking down 50.7 percent from two, which ranks 9th among true freshmen.
- Due to the shooting surge, Peoples has raised her shooting percentage to .507, which ranks 8th in the ACC.
- Three consecutive games with double-digit rebounds + back-to-back games with double-doubles.
- Garnered career highs in both rebounds (15) and points (22) vs. DePaul on Dec. 11.
- Reeled in at least five boards in every game, averaging 8.3 on the year, which leads the team and ranks 12th in the ACC. Peoples also averages 5.8 defensive rebounds/game, which ranks 9th in the league.
- Named to the Cancun Challenge All-Tournament Team, along with earning ACC Rookie of the Week honors. Peoples averaged 17.3 points and 8.7 rebounds down in Cancun. She tied her career high in points with 19 against FGCU, then led the Irish in scoring against No. 21 USF with 18 points, spearheading the ranked win. Peoples nearly achieved a double-double in each game, reeling in 9, 8, 9, respectively. Peoples also shot a highly efficient 62.5 percent from the field on 20-of-32 shooting.
- Averaging 1.8 steals/game, which ranks 8th in the ACC.
- Peoples and Brunelle became the first pair of freshmen starters for a season opener since Teresa Borton & Jacqueline Batteast started the 2001-02 season opener.
- Gilbert & Peoples have played together every summer since they were seven & six years old, respectively.
- Tallied 11 points & 7 rebounds in her Irish debut at Fordham. Peoples scored seven of her points in the third quarter. The freshman then grabbed a critical offensive board off a missed free throw with nine seconds left, before returning to the line to ice the 60-55 win.

## SEASON

SEASON	CAREER
9.....	Double-Figure Scoring.....9
3.....	Double-Figure Rebounding.....3
2.....	Double-Doubles.....2
1.....	20-Point Games.....1

## 2019-20 GAME-BY-GAME STATISTICS

Date	Opponent	GS	MIN	FG-A	3P-A	FT-A	RB	PF	A	TO	ST	BL	PTS
11/5	@ Fordham	*	24	3-9	0-1	5-9	3-4-7	3	1	1	1	0	11
11/8	Loyola MD	*	32	9-14	0-0	1-5	2-5-7	2	3	1	2	2	19
11/11	Tennessee	*	31	3-11	1-2	2-6	1-4-5	2	2	1	4	1	9
11/14	Michigan St	*	26	6-10	0-0	3-7	2-1-3	3	1	0	0	2	15
11/20	Toledo	*	32	3-10	0-0	1-3	2-4-6	5	1	3	1	0	7
11/23	@ Michigan	*	30	5-12	0-2	3-4	2-3-5	3	1	0	2	1	13
11/28	vs FGCU	*	36	8-13	0-1	3-4	1-8-9	1	0	3	1	1	19
11/29	vs South Dakota St	*	39	6-12	0-0	3-6	1-7-8	4	1	1	4	0	15
11/30	vs USF	*	33	6-7	1-1	5-9	1-8-9	2	2	0	3	1	18
12/4	Minnesota	*	37	4-13	0-1	1-1	2-12-14	2	6	1	1	2	9
12/8	@ UConn	*	35	8-16	0-4	1-2	5-6-11	3	3	1	0	1	17
12/11	DePaul	*	37	11-15	0-0	0-2	7-8-15	3	3	5	2	1	22
12/29	Clemson												
1/2	@ Pittsburgh												
1/5	@ Syracuse												
1/9	Boston College												
1/12	NC State												
1/16	@ Duke												
1/19	Miami												
1/26	@ Virginia												
1/30	Louisville												
2/2	@ Georgia Tech												
2/6	@ Wake Forest												
2/9	Pittsburgh												
2/13	@ Boston College												
2/16	@ Louisville												
2/20	Virginia Tech												
2/23	Syracuse												
2/27	UNC												
3/1	@ Florida St												

## PEOPLES' OVERALL CAREER STATISTICS

SEASON	TEAM	GP-GS	MIN/AVG	FG-FGA	FG%	3FG-FGA	3FG%	FT-FTA	FT%	OFF	DEF	TOT	AVG	PF-FO	AST	TO	BLK	STL	PTS	AVG
2019-20	ND	12-8	390/32.5	72-142	.507	2-12	.167	28-58	.483	29	70	99	8.3	33-1	24	17	12	21	174	14.5
<b>TOTAL</b>		<b>12-8</b>	<b>390/32.5</b>	<b>72-142</b>	<b>.507</b>	<b>2-12</b>	<b>.167</b>	<b>28-58</b>	<b>.483</b>	<b>29</b>	<b>70</b>	<b>99</b>	<b>8.3</b>	<b>33-1</b>	<b>24</b>	<b>17</b>	<b>12</b>	<b>21</b>	<b>174</b>	<b>14.5</b>



# DANIELLE COSGROVE 22

6-4 // SOPHOMORE // FORWARD

HOLBROOK, N.Y.

SACHEM EAST

### SEASON BESTS

Pts: 12 (vs Michigan St, 11/14/19)  
 Rebs: 8 (vs Loyola MD, 11/8/19)  
 FGM: 3 (vs Michigan St, 11/14/19)  
 FGA: 8, 2x (last vs Tennessee, 11/11/19)  
 3FGM: 1, 4x (last at UConn, 12/8/19)  
 3FGA: 5 (at UConn, 12/8/19)  
 FTM: 5 (vs Michigan St, 11/14/19)  
 FTA: 8 (vs Michigan St, 11/14/19)  
 Ast: 3 (vs USF, 11/30/19)  
 Blk: 2 (vs South Dakota State, 11/29/19)  
 Stl: 2 (vs Toledo, 11/20/19)  
 Min: 26 (at UConn, 12/8/19)

### CAREER BESTS

Pts: 12 (vs Michigan St, 11/14/19)  
 Rebs: 8 (vs Loyola MD, 11/8/19)  
 FGM: 3 (vs Michigan St, 11/14/19)  
 FGA: 8, 2x (last vs Tennessee, 11/11/19)  
 3FGM: 2 (vs Binghamton, 12/16/18)  
 3FGA: 5 (at UConn, 12/8/19)  
 FTM: 5 (vs Michigan St, 11/14/19)  
 FTA: 8 (vs Michigan St, 11/14/19)  
 Ast: 3 (vs USF, 11/30/19)  
 Blk: 3 (vs WKU, 12/19/18)  
 Stl: 2 (vs Toledo, 11/20/19)  
 Min: 26 (at UConn, 12/8/19)

### UPDATE

- Played in all 12 games, including 4 starts. Averages 16.1 minutes.
- Played a career high 26 minutes at No. 4 UConn, logging a made three and three rebounds.
- Started against No. 21 USF (11/30), dishing out a career high 3 assists to go with her 5 points.
- Notched her first career start at No. 21 Michigan (11/25), tallying four points.
- Garnered a career high 2 steals against Toledo (11/20).
- Broke out against No. 16 Michigan State (11/14) with a career high 12 points, including a career best 5-for-8 day from the free-throw line.
- Reeled in a career best 8 rebounds against Loyola Maryland in the home opener on Nov. 8.
- Opened the season in Fordham, less than an hour away from her hometown. Collected two points, one block and two boards.

### SEASON

1..... Double-Figure Scoring..... 1

### CAREER

### 2019-20 GAME-BY-GAME STATISTICS

Date	Opponent	GS	MIN	FG-A	3P-A	FT-A	RB	PF	A	TO	ST	BL	PTS
11/5	@ Fordham	12	1-4	0-1	0-0	0-2-2	0	0	3	0	1	2	
11/8	Loyola MD	20	2-8	0-1	2-2	3-5-8	3	1	1	1	1	6	
11/11	Tennessee	21	1-8	1-3	0-0	2-1-3	3	1	1	0	0	3	
11/14	Michigan St	14	3-5	1-1	5-8	4-1-5	1	0	2	0	1	12	
11/20	Toledo	20	1-4	0-0	0-0	0-2-2	0	1	2	2	0	2	
11/23	@ Michigan	*	17	2-4	0-1	0-0	0-1-1	5	1	3	0	1	4
11/28	vs FGCU	12	1-3	0-0	1-1	0-1-1	0	1	1	1	0	3	
11/29	vs South Dakota St	23	1-7	0-2	1-2	2-1-3	0	2	1	0	2	3	
11/30	vs USF	*	22	1-2	1-1	2-4	1-2-3	2	3	2	0	0	5
12/4	Minnesota	*	5	0-1	0-0	0-0	0-2-2	0	0	1	0	0	0
12/8	@ UConn	*	26	1-5	1-5	0-0	0-3-3	2	1	1	0	1	3
12/11	DePaul	1	0-0	0-0	0-0	0-0-0	0	0	0	0	0	0	
12/29	Clemson	1/2											
1/2	@ Pittsburgh												
1/5	@ Syracuse												
1/9	Boston College												
1/12	NC State												
1/16	@ Duke												
1/19	Miami												
1/26	@ Virginia												
1/30	Louisville												
2/2	@ Georgia Tech												
2/6	@ Wake Forest												
2/9	Pittsburgh												
2/13	@ Boston College												
2/16	@ Louisville												
2/20	Virginia Tech												
2/23	Syracuse												
2/27	UNC												
3/1	@ Florida St												

### COSGROVE'S OVERALL CAREER STATISTICS

SEASON	TEAM	GP-GS	MIN/AVG	FG-FGA	FG%	3FG-FGA	3FG%	FT-FTA	FT%	OFF	DEF	TOT	AVG	PF-FO	AST	TO	BLK	STL	PTS	AVG
2018-19	ND	27-0	132/4.9	14-48	.292	9-35	.257	0-0	.000	4	14	18	0.7	14-0	5	8	6	1	37	1.4
2019-20	ND	12-4	193/16.1	14-51	.275	4-15	.267	11-17	.647	12	21	33	2.8	16-1	11	18	7	4	43	3.6
<b>TOTAL</b>		<b>39-4</b>	<b>324/8.3</b>	<b>28-99</b>	<b>.283</b>	<b>13-50</b>	<b>.260</b>	<b>11-17</b>	<b>.647</b>	<b>16</b>	<b>35</b>	<b>51</b>	<b>1.3</b>	<b>30-1</b>	<b>16</b>	<b>26</b>	<b>13</b>	<b>5</b>	<b>80</b>	<b>2.1</b>



# DESTINEE WALKER 24

5-10 // GRADUATE // GUARD

ORLANDO, FLORIDA

NORTH CAROLINA // LAKE HIGHLAND

## UPDATE

- Started in all 12 games, averaging 35.3 minutes - which ranks 4th in the ACC.
- Participating in her first full season of basketball since the 2016-17 campaign with the Tar Heels.
- Walker boasts two 20+ point performances on the year, which leads the team. She recorded her second one against DePaul on Dec. 11 with 20 points on 8-of-12 shooting.
- Walker scored 7 of her 17 points against No. 21 USF (11/30) in the 4th quarter, helping lift the Irish to a ranked win.
- Exploded with a season best 27 points at No. 21 Michigan (11/23), tying her career high from beyond the arc with five made three's (5-for-8). She scored nine of the team's 14 third quarter points.
- Walker hit the game-winning basket for the Irish in the 54-51 win over Toledo (11/20), tallying 12 points in the game.
- Her 37 made free-throws leads the team while her .712 free-throw percentage ranks 2nd on the team and 12th in the ACC.
- Tennessee post-game press conference, Coach McGraw urged Walker to take more shots in the game.
- Scored 13 of her 19 points against Loyola MD in the first half.
- In her Irish debut, Walker stepped up with a 10-point, 10-rebound, double-double in 38 minutes of play. The 10 boards tied her career high.

## SEASON BESTS

Pts: 27 (at Michigan, 11/23/19)  
 Rebs: 10 (at Fordham, 11/5/19)  
 FGM: 9, 2x (last at Michigan, 11/23/19)  
 FGA: 17 (vs Toledo, 11/20/19)  
 3FGM: 5 (at Michigan, 11/23/19)  
 3FGA: 9 (vs South Dakota State, 11/29/19)  
 FTM: 6 (vs Loyola MD, 11/8/19)  
 FTA: 7, 2x (last vs USF, 11/30/19)  
 Ast: 4 (vs Loyola MD, 11/8/19)  
 Blk: 1 (vs Loyola MD, 11/8/19)  
 Stl: 4, 2x (last at Michigan, 11/23/19)  
 Min: 39 (vs FGCU, 11/28/19)

## CAREER BESTS

Pts: 32 (vs Florida A&M, 11/17/15)  
 Rebs: 10, 2x (last at Fordham, 11/5/19)  
 FGM: 10, 2x (last vs Iona, 11/21/15)  
 FGA: 19, 2x (last at Virginia Tech, 1/2/17)  
 3FGM: 5, 3x (last at Michigan, 11/23/19)  
 3FGA: 12 (vs Louisville, 2/4/16)  
 FTM: 10 (vs Florida A&M, 11/17/15)  
 FTA: 10, 2x (last vs Jacksonville, 12/20/16)  
 Ast: 6 (vs Pacific, 11/25/15)  
 Blk: 1, 4x (last vs Loyola MD, 11/8/19)  
 Stl: 4, 3x (last at Michigan, 11/23/19)  
 Min: 45 (vs Pitt, 3/2/16)

## KEY STATISTICS

POINTS	REBOUNDS	FT%	STEALS
13.1	3.9	.712	1.4
4TH ON TEAM	4TH ON TEAM	2ND ON TEAM	4TH ON TEAM
		12TH IN ACC	

## SEASON

9	Double-Figure Scoring	49
2	20-Point Games	9
0	30-Point Games	1
1	Double-Doubles	2
1	Double-Figure Rebounds	2


## CAREER

## 2019-20 GAME-BY-GAME STATISTICS

Date	Opponent	GS	MIN	FG-A	3P-A	FT-A	RB	PF	A	TO	ST	BL	PTS
11/5	@ Fordham	*	38	3-9	0-2	4-6	3-7-10	2	0	1	1	0	10
11/8	Loyola MD	*	33	9-15	0-1	6-7	3-3-6	2	4	1	2	1	19
11/11	Tennessee	*	36	5-13	3-7	5-6	1-1-2	3	2	2	4	0	18
11/14	Michigan St	*	35	0-2	0-1	4-6	2-0-2	5	1	1	1	0	4
11/20	Toledo	*	37	6-17	0-3	0-0	2-4-6	1	2	1	1	0	12
11/23	@ Michigan	*	33	9-14	5-8	4-6	0-2-2	3	1	1	4	0	27
11/28	vs FGCU	*	39	2-7	0-2	0-0	0-4-4	2	0	4	0	0	4
11/29	vs South Dakota St	*	38	4-16	0-9	4-6	0-1-1	4	1	1	2	0	12
11/30	vs USF	*	37	6-16	1-7	4-7	1-3-4	1	1	1	1	0	17
12/4	Minnesota	*	35	4-7	0-1	4-4	1-1-2	0	0	2	0	0	12
12/8	@ UConn	*	30	1-7	0-3	0-0	0-3-3	2	0	2	1	0	2
12/11	DePaul	*	30	8-12	2-3	2-3	0-5-5	4	1	5	0	0	20
12/29	Clemson												
1/2	@ Pittsburgh												
1/5	@ Syracuse												
1/9	Boston College												
1/12	NC State												
1/16	@ Duke												
1/19	Miami												
1/26	@ Virginia												
1/30	Louisville												
2/2	@ Georgia Tech												
2/6	@ Wake Forest												
2/9	Pittsburgh												
2/13	@ Boston College												
2/16	@ Louisville												
2/20	Virginia Tech												
2/23	Syracuse												
2/27	UNC												
3/1	@ Florida St												

## WALKER'S OVERALL CAREER STATISTICS

SEASON	TEAM	GP-GS	MIN/AVG	FG-FGA	FG%	3FG-FGA	3FG%	FT-FTA	FT%	OFF	DEF	TOT	AVG	PF-FO	AST	TO	BLK	STL	PTS	AVG
2015-16	UNC	32-31	1194/37.3	160-428	.374	48-180	.267	78-96	.813	31	86	117	3.7	66-0	79	91	2	35	446	13.9
2016-17	UNC	21-20	684/32.6	91-238	.382	39-115	.339	40-55	.727	24	54	78	3.7	48-1	42	45	1	24	261	12.4
2018-19	UNC	4-0	39/9.7	2-7	.286	1-1	1.000	5-6	.833	2	2	4	1.0	4-0	2	2	0	0	10	2.5
2019-20	ND	12-12	424/35.3	54-134	.403	12-50	.240	37-52	.712	12	35	47	3.9	29-1	13	22	1	17	157	13.1
<b>TOTAL FOR ND</b>		<b>12-12</b>	<b>424/35.3</b>	<b>54-134</b>	<b>.403</b>	<b>12-50</b>	<b>.240</b>	<b>37-52</b>	<b>.712</b>	<b>12</b>	<b>35</b>	<b>47</b>	<b>3.9</b>	<b>29-1</b>	<b>13</b>	<b>22</b>	<b>1</b>	<b>17</b>	<b>157</b>	<b>13.1</b>
<b>TOTAL</b>		<b>69-63</b>	<b>2341/33.9</b>	<b>307-807</b>	<b>.380</b>	<b>100-346</b>	<b>.289</b>	<b>160-209</b>	<b>.766</b>	<b>69</b>	<b>177</b>	<b>246</b>	<b>3.6</b>	<b>147-2</b>	<b>136</b>	<b>160</b>	<b>4</b>	<b>76</b>	<b>874</b>	<b>12.7</b>



# MIKKY VAUGHN 30

6-3 // JUNIOR // CENTER  
 PHILADELPHIA, PENNSYLVANIA  
 PAUL VI / FRIENDS' CENTRAL

**SEASON BESTS**

Pts: 8 (at Fordham, 11/5/19)  
 Rebs: 9 (at Fordham, 11/5/19)  
 FGM: 3 (at Fordham, 11/5/19)  
 FGA: 6 (at Fordham, 11/5/19)  
 3FGM:  
 3FGA:  
 FTM: 2 (at Fordham, 11/5/19)  
 FTA: 3 (at Fordham, 11/5/19)  
 Ast: 4 (at Fordham, 11/5/19)  
 Blk:  
 Stl: 1 (at Fordham, 11/5/19)  
 Min: 20 (at Fordham, 11/5/19)

**CAREER BESTS**

Pts: 12 (vs Harvard, 11/9/18)  
 Rebs: 11 (vs BCU, 3/23/19)  
 FGM: 6 (vs Harvard, 11/9/18)  
 FGA: 9 (vs Mount, 11/11/17)  
 3FGM:  
 3FGA:  
 FTM: 4 (vs Binghamton, 12/16/18)  
 FTA: 4, 3x (last vs Wake Forest, 1/13/19)  
 Ast: 4 (at Fordham, 11/5/19)  
 Blk: 4, 2x (last vs Wake Forest, 1/13/19)  
 Stl: 2, 2x (last vs Penn, 11/12/18)  
 Min: 24 (vs Binghamton, 12/16/18)

**UPDATE**

• Made her first career start for the Irish in the season opener at Fordham. Vaughn was closing in on a double-double with eight points and nine boards in 20 minutes of action before being sidelined with a right knee injury. Vaughn also set a career high in assists with four.

• MRI results confirmed an ACL sprain in her right knee - opposite knee of what she tore in her freshman season. Continues to rehab and could return for ACC play.

**SEASON**

0 ..... Double-Figure Scoring.....3  
 0 ..... Double-Figure Rebounds.....1


**CAREER**

**2019-20 GAME-BY-GAME STATISTICS**

Date	Opponent	GS	MIN	FG-A	3P-A	FT-A	RB	PF	A	TO	ST	BL	PTS
11/5	@ Fordham	*	20	3-6	0-0	2-3	2-7-9	0	4	3	1	0	8
11/8	Loyola MD		DNP										
11/11	Tennessee		DNP										
11/14	Michigan St		DNP										
11/20	Toledo		DNP										
11/23	@ Michigan		DNP										
11/28	vs FGCU		DNP										
11/29	vs South Dakota St		DNP										
11/30	vs USF		DNP										
12/4	Minnesota		DNP										
12/8	@ UConn		DNP										
12/11	DePaul		DNP										
12/29	Clemson												
1/2	@ Pittsburgh												
1/5	@ Syracuse												
1/9	Boston College												
1/12	NC State												
1/16	@ Duke												
1/19	Miami												
1/26	@ Virginia												
1/30	Louisville												
2/2	@ Georgia Tech												
2/6	@ Wake Forest												
2/9	Pittsburgh												
2/13	@ Boston College												
2/16	@ Louisville												
2/20	Virginia Tech												
2/23	Syracuse												
2/27	UNC												
3/1	@ Florida St												

VAUGHN'S OVERALL CAREER STATISTICS

SEASON	TEAM	GP-GS	MIN/AVG	FG-FGA	FG%	3FG-FGA	3FG%	FT-FTA	FT%	OFF	DEF	TOT	AVG	PF-FO	AST	TO	BLK	STL	PTS	AVG
2017-18	ND	6-0	79/13.2	23-37	.622	0-0	.000	2-6	.333	14	12	26	4.3	11-0	4	8	7	3	48	8.0
2018-19	ND	38-0	362/9.5	53-101	.525	0-0	.000	19-30	.633	41	49	90	2.4	48-1	7	25	24	10	125	3.3
2019-20	ND	1-1	20/20.3	3-6	.500	0-0	.000	2-3	.667	2	7	9	9.0	0-0	4	3	0	1	8	8.0
<b>TOTAL</b>		<b>45-1</b>	<b>462/10.3</b>	<b>79-144</b>	<b>.549</b>	<b>0-0</b>	<b>.000</b>	<b>23-39</b>	<b>.590</b>	<b>57</b>	<b>68</b>	<b>125</b>	<b>2.8</b>	<b>59-1</b>	<b>15</b>	<b>36</b>	<b>31</b>	<b>14</b>	<b>181</b>	<b>4.0</b>



# SAM BRUNELLE 33

6-2 // FRESHMAN // FORWARD

RUCKERSVILLE, VIRGINIA

WILLIAM MONROE

## UPDATE

- Started all 12 games, averaging 33.1 minutes - which ranks 12th in the ACC.
- Became the first player to start her Irish career with seven double-digit scoring performances - previous record was four.
- Exploded with a career high 31 points on 13-of-18 shooting vs. DePaul on Dec. 11. She became the first Irish freshman to record a 30+ point performance. Brunelle is 1-of-5 players in the ACC to record a 30+ point performance and is tied for the individual high in the league with 31.
- Brunelle produced yet another late surge, scoring seven of her 19 points in the fourth quarter against Minnesota (12/4).
- Notched her second double-double with an 11-point, 12-rebound performance against FGCU (11/28). All 12 boards were defensive rebounds, which marked a career best for that category.
- Brunelle helped spearhead the Irish to victory at No. 21 Michigan (11/23), recording a stretch in which she scored 9 of the team's next 11 points in the fourth quarter, totaling 12 for the game.
- Logged her first double-double of her career with 19 points and 13 rebounds against Toledo (11/20).
- Brunelle almost rallied the Irish back against the No. 16 Spartans (11/14), scoring 11 of her season high 19 points in the fourth quarter.
- Peoples and Brunelle became the first pair of freshmen starters for a season opener since Teresa Borton & Jacqueline Batteast started the 2001-02 season opener.
- Impressive debut for the freshman at Fordham, co-leading the Irish in scoring with 14 points, including a pair of threes and a 4-for-4 day from the line. It marked the first time a freshman lead the team in scoring in a season opener since Bri Turner shattered the program record for points in an opener with 29 in 2015.
- A 6-2 forward who doubles as Notre Dame's biggest threat from beyond the arc. Last spring, Brunelle won the three-point shooting contest at the McDonald's All-America game.
- Fun Fact: Wants to go into broadcasting - already hosting a segment in the Muffet McGraw Radio Show this year.

## SEASON BESTS

Pts: 31 (vs DePaul, 12/11/19)  
 Rebs: 13 (vs Toledo, 11/20/19)  
 FGM: 13 (vs DePaul, 12/11/19)  
 FGA: 18, 3x (last vs DePaul, 12/11/19)  
 3FGM: 2, 4x (last vs USF, 11/30/19)  
 3FGA: 11 (vs Tennessee, 11/11/19)  
 FTM: 6 (vs Toledo, 11/20/19)  
 FTA: 10 (vs Toledo, 11/20/19)  
 Ast: 3, 4x (last vs Minnesota, 12/4/19)  
 Blk: 3, 2x (last vs Toledo, 11/20/19)  
 Stl: 2, 2x (last vs Toledo, 11/20/19)  
 Min: 39 (at Michigan, 11/23/19)

## CAREER BESTS

Pts: 31 (vs DePaul, 12/11/19)  
 Rebs: 13 (vs Toledo, 11/20/19)  
 FGM: 13 (vs DePaul, 12/11/19)  
 FGA: 18, 3x (last vs DePaul, 12/11/19)  
 3FGM: 2, 4x (last vs USF, 11/30/19)  
 3FGA: 11 (vs Tennessee, 11/11/19)  
 FTM: 6 (vs Toledo, 11/20/19)  
 FTA: 10 (vs Toledo, 11/20/19)  
 Ast: 3, 4x (last vs Minnesota, 12/4/19)  
 Blk: 3, 2x (last vs Toledo, 11/20/19)  
 Stl: 2, 2x (last vs Toledo, 11/20/19)  
 Min: 39 (at Michigan, 11/23/19)

## KEY STATISTICS

POINTS	REBOUNDS	BLOCKS	D-REB
14.5	6.6	1.2	5.4
2ND ON TEAM	2ND ON TEAM	LEADS TEAM 12TH IN ACC	2ND ON TEAM 15TH IN ACC

## SEASON

	CAREER
10..... Double-Figure Scoring.....	10
2..... Double-Figure Rebounds.....	2
2..... Double-Doubles.....	2
1..... 20-Point Games.....	1
1..... 30-Point Games.....	1

## 2019-20 GAME-BY-GAME STATISTICS

Date	Opponent	GS	MIN	FG-A	3P-A	FT-A	RB	PF	A	TO	ST	BL	PTS
11/5	@ Fordham	*	33	4-12	2-6	4-4	2-3-5	3	3	5	2	0	14
11/8	Loyola MD	*	34	6-15	0-5	0-0	3-6-9	1	3	4	0	2	12
11/11	Tennessee	*	32	6-18	2-11	2-2	1-2-3	4	0	3	1	0	16
11/14	Michigan St	*	37	7-13	2-6	3-6	1-7-8	1	3	2	1	3	19
11/20	Toledo	*	37	6-12	1-6	6-10	3-10-13	2	0	2	2	3	19
11/23	@ Michigan	*	39	5-11	1-5	1-2	1-3-4	4	2	2	1	2	12
11/28	vs FGCU	*	30	4-12	1-5	2-4	0-12-12	5	2	3	0	1	11
11/29	vs South Dakota St	*	27	1-7	1-4	4-4	0-2-2	3	0	0	0	0	7
11/30	vs USF	*	33	4-13	2-5	0-0	1-3-4	3	1	1	0	0	10
12/4	Minnesota	*	38	9-18	0-3	1-1	0-6-6	4	3	5	0	2	19
12/8	@ UConn	*	19	2-10	0-3	0-0	1-5-6	1	2	2	0	0	4
12/11	DePaul	*	38	13-18	1-3	4-5	1-6-7	1	2	2	0	1	31
12/29	Clemson												
1/2	@ Pittsburgh												
1/5	@ Syracuse												
1/9	Boston College												
1/12	NC State												
1/16	@ Duke												
1/19	Miami												
1/26	@ Virginia												
1/30	Louisville												
2/2	@ Georgia Tech												
2/6	@ Wake Forest												
2/9	Pittsburgh												
2/13	@ Boston College												
2/16	@ Louisville												
2/20	Virginia Tech												
2/23	Syracuse												
2/27	UNC												
3/1	@ Florida St												

## BRUNELLE'S OVERALL CAREER STATISTICS

SEASON	TEAM	GP-GS	MIN/AVG	FG-FGA	FG%	3FG-FGA	3FG%	FT-FTA	FT%	OFF DEF TOT	AVG	PF-FO	AST	TO	BLK	STL	PTS	AVG		
2019-20	ND	12-12	397/33.1	67-159	.421	13-62	.210	27-38	.711	14	65	79	6.6	32-1	21	31	14	7	174	14.5
<b>TOTAL</b>		<b>12-12</b>	<b>397/33.1</b>	<b>67-159</b>	<b>.421</b>	<b>13-62</b>	<b>.210</b>	<b>27-38</b>	<b>.711</b>	<b>14</b>	<b>65</b>	<b>79</b>	<b>6.6</b>	<b>32-1</b>	<b>21</b>	<b>31</b>	<b>14</b>	<b>7</b>	<b>174</b>	<b>14.5</b>



# KATIE KEYES 40

5-11 // FRESHMAN // FORWARD

RIDGEWOOD, NEW JERSEY

RIDGEWOOD

### SEASON BESTS

Pts:  
Rebs:  
FGM:  
FGA:  
3FGM:  
3FGA:  
FTM:  
FTA:  
Ast:  
Blk:  
Stl:  
Min: 1 (vs Loyola MD, 11/8/19)

### CAREER BESTS

Pts:  
Rebs:  
FGM:  
FGA:  
3FGM:  
3FGA:  
FTM:  
FTA:  
Ast:  
Blk:  
Stl:  
Min: 1 (vs Loyola MD, 11/8/19)

### UPDATE

- 1-of-3 walk-ons added to this year's team - 4 walk-ons in total.
- Made her Irish debut against Loyola MD in the final minute of action.
- Daughter of Karen & Kevin Keyes – Karen (Robinson) graduated the NDWBB program as the all-time leading scorer in 1991.

### 2019-20 GAME-BY-GAME STATISTICS

Date	Opponent	GS	MIN	FG-A	3P-A	FT-A	RB	PF	A	TO	ST	BL	PTS
11/5	@ Fordham	DNP											
11/8	Loyola MD	1		0-0	0-0	0-0	0	0	0	1	0	0	0
11/11	Tennessee	DNP											
11/14	Michigan St	DNP											
11/20	Toledo	DNP											
11/23	@ Michigan	DNP											
11/28	vs FGCU	DNP											
11/29	vs South Dakota St	DNP											
11/30	vs USF	DNP											
12/4	Minnesota	DNP											
12/8	@ UConn	DNP											
12/11	DePaul	DNP											
12/29	Clemson												
1/2	@ Pittsburgh												
1/5	@ Syracuse												
1/9	Boston College												
1/12	NC State												
1/16	@ Duke												
1/19	Miami												
1/26	@ Virginia												
1/30	Louisville												
2/2	@ Georgia Tech												
2/6	@ Wake Forest												
2/9	Pittsburgh												
2/13	@ Boston College												
2/16	@ Louisville												
2/20	Virginia Tech												
2/23	Syracuse												
2/27	UNC												
3/1	@ Florida St												

### KEYES' OVERALL CAREER STATISTICS

SEASON	TEAM	GP-GS	MIN/AVG	FG-FGA	FG%	3FG-FGA	3FG%	FT-FTA	FT%	OFF	DEF	TOT	AVG	PF-FO	AST	TO	BLK	STL	PTS	AVG
2019-20	ND	1-0	1/1.5	0-0	.000	0-0	.000	0-0	.000	0	0	0	0.0	0-0	0	1	0	0	0	0.0
<b>TOTAL</b>		<b>1-0</b>	<b>1/1.5</b>	<b>0-0</b>	<b>.000</b>	<b>0-0</b>	<b>.000</b>	<b>0-0</b>	<b>.000</b>	<b>0</b>	<b>0</b>	<b>0</b>	<b>0.0</b>	<b>0-0</b>	<b>0</b>	<b>1</b>	<b>0</b>	<b>0</b>	<b>0</b>	<b>0.0</b>



## LAST TIME NOTRE DAME ...

### SCORING

Player scored 25 points	See 30
Player scored 30 points	Sam Brunelle (31) vs DePaul, 12/11/19
Player scored 35 points	Jessica Shepard (39) vs DePaul, 12/17/17
Player scored 40 points	Jewell Loyd (41) at DePaul, 12/10/14
Player came off bench and scored 20 points	Jackie Young (22), vs. Virginia, 3/3/19
Two players scored 20 points	Arike Ogunbowale (31) & Marina Mabrey (21), vs Baylor, 4/7/19 (Tampa)
Three players scored 20 points	Jessica Shepard (30), Jackie Young (21), Brianna Turner (20) vs Louisville, 3/10/19 (Greensboro, N.C.)
Three players scored 20 points/consecutive games	Arike Ogunbowale (30), Jessica Shepard (24), Marina Mabrey (23) vs CSUN, 3/16/18; Arike Ogunbowale (24), Jessica Shepard (25), Jackie Young (24) vs. Villanova, 3/18/18
Two players scored 25 points	Arike Ogunbowale (27) & Jessica Shepard (26) vs FSU, 2/10/19
Player scored 25 points/consecutive games	Arike Ogunbowale (27 vs. Georgia Tech, 2/11/18; 27 at Virginia, 2/15/18)
None in double figures	at Seton Hall, 2/8/04
One in double figures	Brianna Turner (25) vs. Duke, 1/26/17
Six in double figures	Arike Ogunbowale (13), Brianna Turner (14), Jessica Shepard (18), McKayla Vaughn (10), Marina Mabrey (21), Jackie Young (21) vs Binghamton, 12/16/18
Seven in double figures	See eight in double figures
Eight in double figures	Devereaux Peters (20), Natalie Achonwa (19), Kaila Turner (14), Natalie Novosel (13), Skylar Diggins (11), Brittany Mallory (11), Kayla McBride (11) and Markisha Wright (11) vs. Pittsburgh, 1/17/12
ND scored 55 points/half	58 (2nd half) vs Stanford, 4/1/19 (Chicago)
ND scored 60 points/half	60 (1st half) vs Pitt, 1/3/19
ND scored 50 points in both halves	50 (1st) & 53 (2nd) vs. Harvard, 11/9/18
ND scored 100 points/game	103 vs Virginia, 3/3/19
ND scored 100 points/home game	See 100 points
ND scored 100 points/neutral site	100 vs. Duquesne, 12/1/13 (@ Toronto, Ontario)
ND scored 100 points/conference game	103 vs Virginia, 3/3/19
ND scored fewer than 15 points/half	11 (1st half) at West Virginia, 1/13/08
ND scored fewer than 20 points/half	17 (1st half) at Connecticut, 4/1/18
ND scored fewer than 50 points/game	44 at Connecticut, 3/8/10

### FIELD GOAL SHOOTING

Player made every shot from the field (min. 7)	Jessica Shepard (8-8) vs Binghamton, 12/16/18
ND shot 55 percent/consecutive games	56.7 (38-67) at Syracuse, 2/25/19; 55.1 (38-69) vs Virginia, 3/3/19, 58.0 (40-69) vs North Carolina, 3/8/19 (Greensboro, N.C.)
ND shot 60 percent/game	61.4 (35-57) vs Lehigh, 12/30/18
ND shot 65 percent/game	69.8 (37-53) vs WKU, 12/19/18
ND shot 70 percent/game	70.2 (40-57) at Mercer, 12/30/11
ND shot below 25 percent/game	24.5 (13-53) at West Virginia, 1/13/08
ND shot below 30 percent/game	29.7 (22-74) vs. Connecticut, 4/7/13 (@ New Orleans, La.)
ND shot below 35 percent/game	34.5 (20-58) vs. Toledo, 11/20/19
ND shot below 35 percent/game and won	34.5 (20-58) vs. Toledo, 11/20/19
ND shot 65 percent/half	69.2 (18-26) at Syracuse, 2/25/19
ND shot 70 percent/half	See 75
ND shot 75 percent or greater/half	.758 (22-29), 2nd half at Clemson, 1/31/19
ND shot below 25 percent/half	24.0 (6-25), 1st half at Miami, 1/8/15
ND shot below 30 percent/half	25.9 (7-27), 1st half vs South Dakota State, 11/29/19

### THREE-POINT SHOOTING

Player made 4 three-pointers/half	See 5/half
Player made 5 three-pointers/half	Marina Mabrey (1st half) vs Texas A&M, 3/24/18 (Spokane, Wash.)
Player made 5 three-pointers	Destinee Walker at Michigan, 11/23/19
Player made 6 three-pointers	Arike Ogunbowale vs Virginia, 3/3/19
Player made 7 three-pointers	Marina Mabrey vs Texas A&M, 3/24/18 (Spokane, Wash.)
Player made 8 three-pointers	Sheila McMillen vs. St. John's, 2/28/98 (@ Piscataway, N.J.)
Player attempted 10 three-pointers	Sam Brunelle (11) vs Tennessee, 11/11/19
ND made 10 three-pointers	13 vs Virginia, 3/3/19
ND did not make a three-pointer	vs. Saint Joseph's (Pa.), 12/21/14
ND attempted 20 three-pointers	25 at UConn, 12/8/19
ND shot 60 percent 3FG (min. 5 att.)	66.7 (8-12) vs WKU, 12/19/18

### FREE-THROW SHOOTING

Player made 10 free-throws	Arike Ogunbowale (12) vs Louisville, 1/10/19
Player made 15 free-throws	Jewell Loyd (15) at DePaul, 12/10/14
Player attempted 15 free-throws	Brianna Turner (16) at North Carolina, 1/15/15
Player made 10 for 10 or better	12-12 by Arike Ogunbowale vs Louisville, 1/10/19
ND shot 90 percent (min. 10 att.)	90.9 (10-11) vs Minnesota, 12/4/19
ND shot below 50 percent (min. 10 att.)	46.7 (7-15) at Georgia Tech, 1/6/19
ND made 30 free-throws	31 (attempted 46) vs. UCLA, 11/28/15 (@ Freeport, Bahamas)
ND made fewer than five FTs	4 (attempted 7) vs. Wake Forest, 1/5/17
ND attempted 40 free-throws	46 (made 31) vs. UCLA, 11/28/15 (@ Freeport, Bahamas)
ND attempted fewer than five FTs	2 (made 2) at Connecticut, 3/8/10

### REBOUNDS

Player had 15 rebounds	Anaya Peoples (15) vs. DePaul, 12/11/19
Player had 20 rebounds	Natalie Achonwa (20) vs. South Florida, 3/10/13 (@ Hartford, Conn.)
Two players had double-figure rebounds	Brianna Turner (12) & Jessica Shepard (10), vs Baylor, 4/7/19 (Tampa)
Three players had double-figure rebounds	Jessica Shepard (12), Kathryn Westbeld (10), and Jackie Young (10) vs Marquette, 12/20/17
ND had 50 rebounds	50 vs Loyola Maryland, 11/8/19
ND had 25 offensive rebounds	25 vs Iowa, 11/29/18
ND had 30 offensive rebounds	30 vs Longwood, 12/28/11

### DOUBLE-DOUBLES

Points & rebounds/3 consecutive games	See 4
Points & rebounds/4 consecutive games	Jessica Shepard (24/14) vs Texas A&M, 3/30/19; (11/14) vs Stanford, 4/1/19; (20/13) vs UConn, 4/5/19; (11/10) vs Baylor, 4/7/19
Points & rebounds/5 consecutive games	Jessica Shepard (17/10) vs Florida State, 3/3/18; (23/10) vs Louisville, 3/4/18; (24/10) vs CSUN, 3/16/18; (25/10) vs Villanova, 3/18/18; (13/10) vs Texas A&M, 3/24/18 (Spokane, Wash.)
Points & assists	Marina Mabrey (12/12) vs UConn, 4/5/19 (Tampa)
Rebounds & assists	Lindsay Allen (11/10) vs. Virginia 1/29/17
Points & assists/consecutive games	Niele Ivey (12/10) at Valparaiso, 11/17/00; (14/11) vs. Arizona, 11/20/00
Two players had double-doubles	Jessica Shepard (11p/10r) & Brianna Turner (12p/12r) vs Baylor, 4/7/19 (Tampa)
Three players had double-doubles	Jessica Shepard (20p/13r), Brianna Turner (15p/15r), Marina Mabrey (12p/12a), vs UConn, 4/5/19 (Tampa)
20+ points and 10+ rebounds	Anaya Peoples (22p/15r) vs DePaul, 12/11/19
30+ points and 10+ rebounds	Jessica Shepard vs Louisville, 3/10/19 (Greensboro, N.C.)
40+ points and 10+ rebounds	Jewell Loyd (41/12) vs DePaul, 12/10/14
15 points and 15 rebounds	Anaya Peoples (22p/15r) vs DePaul, 12/11/19
20 points and 20 rebounds	Natalie Achonwa (20/20) vs. South Florida, 3/10/13 (@ Hartford, Conn.)

### TRIPLE DOUBLES (8 in school history)

Jackie Young (22p/10r/11a) vs Virginia, 3/3/19
Jackie Young (16p/12r/10a) at Tennessee, 1/24/19
Lindsay Allen (11p/11r/12a) at Chattanooga, 12/27/16
Marina Mabrey (18p/10a/12s) at Valparaiso, 11/23/15
Skylar Diggins (17p/10r/10a) at DePaul, 2/24/13
Skylar Diggins (22p/10r/11a) vs. Maryland, 3/27/12 (@ Raleigh, N.C.)
Sara Liebscher (17p/12r/10a) vs. Detroit, 2/15/90
Mary Gavin (11p/14a/10s) vs. Marquette, 1/31/87

### ASSISTS

Player had 10 assists	Marta Sniezek (12) vs DePaul, 12/11/19
Player had 10 assists/consecutive games	Jackie Young - 12 at Syracuse, 2/25/19; 11 vs Virginia, 3/3/19
Player had 15 assists	Mary Gavin (17) at Marquette, 2/28/87
ND had 30 assists	30 at Georgia Tech, 1/6/19
ND had fewer than 10 assists	8 vs Toledo, 11/20/19
ND had fewer than 5 assists	3 vs. Villanova, 3/8/09 (@ Hartford, Conn.)

### BLOCKED SHOTS

Player blocked 5 shots	Brianna Turner (5) vs UConn, 4/5/19
Player blocked 6 shots	Jessica Shepard (6) at Penn, 12/9/17
Player blocked 7 shots	Brianna Turner (7) vs. Boston College, 2/23/17
Player blocked 10 shots	Amanda Barksdale (11) vs. Boston College, 2/10/02
ND blocked 10 shots	12 vs WKU, 12/19/18
ND blocked 15 shots	16 vs. Boston College, 2/10/02
ND blocked 0 shots	vs. Boston College, 1/14/18

### STEALS

Player had 5 steals	Marta Sniezek (5) at Michigan, 11/23/19
Player had 10 steals	Marina Mabrey (12) at Valparaiso, 11/23/15
ND had 20 steals	21 vs. Saint Francis (Pa.), 12/31/12

### TURNOVERS

ND committed 25 or more	27 vs DePaul, 12/11/19
ND committed 25 or more and won	See 25 or more
ND committed 30 or more	30 at West Virginia, 2/22/11
ND committed 10 or fewer	10 vs South Dakota State, 11/29/19
ND committed 10 or fewer/consecutive games	9 vs Texas A&M, 3/30/19 (Chicago); 7 vs Stanford, 4/1/19 (Chicago); 9 vs UConn, 4/5/19 (Tampa); 10 vs Baylor, 4/7/19 (Tampa)
ND committed 5 or fewer	5 vs. Louisville, 3/4/17 (@ Conway, S.C.)



**MISCELLANEOUS**

Led team in points/rebounds/assists  
Hit "final minute" game-winning shot  
Four-point play  
Made shot from midcourt or beyond  
Played every minute  
Played more than 40 minutes  
ND rallied from 10-point deficit to win  
ND rallied from 15-point deficit to win  
ND rallied from 20-point deficit to win  
ND scored 20 straight points  
ND scored 25 straight points  
ND scored 30 straight points

Jackie Young (18p/13r/5a) vs Syracuse, 3/9/19  
Arike Ogunbowale (OT - 0:01), vs UConn, 3/30/18 (Columbus, Ohio);  
Arike Ogunbowale (4Q - 0:01), vs Mississippi State, 4/1/18 (Columbus, Ohio).  
Madison Cable (9:52, 2nd half) vs. Wake Forest, 2/1/15  
Arike Ogunbowale (50 feet at 0:00, 2nd half) vs. Louisville, 3/4/18  
Marta Sniezek at UConn, 12/8/19  
Marina Mabrey & Arike Ogunbowale vs UConn in OT (45 min), 3/30/18 (Columbus, Ohio)  
Trailed Michigan, 33-22 (6:25 - 2nd), won 76-72, 11/23/19  
Trailed Mississippi State, 40-25 (6:41, 3rd), won 61-58, 4/1/18 (Columbus, Ohio)  
Trailed vs Tennessee, 37-14 (7:03 - 2nd); won 84-70, 1/18/18  
22-0 run vs. Duke, 2/21/19  
25-0 run vs. Bethune-Cookman, 3/23/19  
36-0 run vs. Southeast Missouri State, 1/2/11

**OVERTIME**

ND played an OT game  
ND played multiple overtimes  
ND won an OT game  
ND won an OT game at home  
ND won an OT game on the road  
ND lost an OT game

vs UConn (W, 91-89), 3/30/18 (Columbus, Ohio)  
vs. Connecticut (W, 96-87, 3ot), 3/4/13  
vs UConn (W, 91-89), 3/30/18 (Columbus, Ohio)  
See played an OT game  
vs UConn (W, 91-89), 3/30/18 (Columbus, Ohio)  
vs. UCLA (L, 86-83, 2ot), 11/18/10

**RANKINGS**

Played the No. 1 team in the AP poll  
Played the No. 1 team in the WBCA/USA Today poll  
Defeated top-5 opponent  
Defeated top-10 opponent  
Defeated top-10 opponent at home  
Defeated top-10 opponent on the road  
Defeated top-10 opponent by double digits

vs Baylor (L, 82-81), 4/7/19 (Tampa)  
vs Baylor (L, 82-81), 4/7/19 (Tampa)  
vs #3 Louisville (W, 99-79), 3/10/19 (Greensboro, N.C.)  
vs #6 Stanford (W, 84-68), 4/1/19 (Chicago, Ill.)  
#2 Louisville (W, 82-68), 1/10/19  
#10 NC State (W, 95-72), 2/18/19  
s #6 Stanford (W, 84-68), 4/1/19 (Chicago, Ill.)

**SCORING MARGINS**

ND won by 40-plus points  
ND won by 50-plus points  
ND won by 60-plus points  
ND won by 70-plus points  
ND lost by 10-19 points  
ND lost by 10-19 at home  
ND lost by 10-19 points on the road  
ND lost by 10-19 points at a neutral site  
ND lost by 20-29 points  
ND lost by 20-29 points at home  
ND lost by 20-29 points on the road  
ND lost by 30-plus points

42 --- ND 92, Bethune-Cookman 50, 3/23/19  
50 --- ND 97, Boston College 47, 2/13/19  
60 --- at ND 114, Valparaiso 54, 12/4/16  
75 --- at ND 104, Holy Cross 29, 11/23/14  
11 --- DePaul 105, ND 94, 12/11/19  
11 --- DePaul 105, ND 94, 12/11/19  
10 --- at Connecticut 91, ND 81, 12/5/15  
10 --- Connecticut 63, ND 53, 4/7/15 (@ Tampa, Fla.)  
24 --- at Connecticut 81, ND 57, 12/8/19  
25 --- Connecticut 76, at ND 51, 3/1/10  
24 --- at Connecticut 81, ND 57, 12/8/19  
33 --- at Louisville 100, ND 67, 1/11/18

**LAST TIME OPPONENT ...****SCORING**

Player scored 25 points  
Player scored 30 points  
Player scored 35 points  
Two players scored 20 points  
Three players scored 20 points  
Two players scored 25 points  
None in double figures  
Five in double figures  
Six in double figures  
Scored 50 points/half  
Scored 55 points/half  
Scored 60 points/half  
Scored 100 points/game  
Scored 100 points/non-conference game  
Scored fewer than 15 points/half  
Scored fewer than 20 points/half  
Scored fewer than 40 points/game

Sonya Morris (29), DePaul, 12/11/19  
Rennia Davis (33), Tennessee, 11/11/19  
Chennedy Carter (35), Texas A&M, 3/30/19 (Chicago)  
See 3  
Sonya Morris (29), Chante Stonewall (20) & Dee Bekelja (20), DePaul, 12/11/19  
Brittney Griner (32) and Odyssey Sims (25) at Baylor, 11/20/11 vs Pitt, 1/3/19  
Sonya Morris (29), Chante Stonewall (20), Dee Bekelja (20), Lexi Held (17) & Kelly Campbell (12), DePaul, 12/11/19  
Erika Davenport (19), Danielle King (12), Natisha Hiedeman (12), Allazia Blockton (20), Amani Wilborn (10), Isabelle Spingola (12), Marquette, 12/20/17  
54 (2nd half), DePaul, 12/11/19  
56 (1st half), at Louisville, 1/11/18  
63 (2nd half), Northwestern State, 3/24/95 (@ Amarillo, Texas)  
105, DePaul, 12/11/19  
105, DePaul, 12/11/19  
13 (1st half), Georgia Tech, 2/3/19  
18 (2nd half), Toledo, 11/20/19  
37, vs Clemson, 1/21/18

Shot 55 percent/game  
Shot 60 percent/game  
Shot below 20 percent/game  
Shot below 25 percent/game  
Shot below 30 percent/game  
Shot 55 percent/half  
Shot 60 percent/half  
Shot 65 percent/half  
Shot 70 percent/half  
Shot below 20 percent/half  
Shot below 25 percent/half

56.9 (29-51), vs Tennessee, 1/18/18  
65.1 (41-63), at Louisville, 1/11/18  
18.6 (11-59), Holy Cross, 11/23/14  
24.1 (14-58), at Georgia Tech, 1/2/17  
28.6 (18-63), Wake Forest, 1/13/19  
56.4 (22-39), 2nd half, DePaul, 12/11/19  
62.5 (20-32), 1st half vs Baylor, 4/7/19 (Tampa)  
68.2 (15-22), 2nd half by Texas A&M, 4/5/11 (@ Indianapolis, Ind.)  
71.8 (23-32), 1st half at Louisville, 1/11/18  
14.7 (5-34), 1st half vs Georgia Tech, 2/3/19  
21.2 (7-33), 2nd half, at Michigan, 11/23/19

**THREE-POINT SHOOTING**

Player made 5 three-pointers  
Player made 6 three-pointers  
Player made 7 or more three-pointers  
Player attempted 10 three-pointers  
Made 10 three-pointers  
Did not make a three-pointer  
Attempted 30 three-pointers  
Shot 50 percent 3FG (min. 5 att.)  
Shot 60 percent 3FG (min. 5 att.)

Sonya Morris, DePaul, 12/11/19  
Gadiva Hubbard, Minnesota, 12/4/19  
Chennedy Carter (7), Texas A&M, 3/30/19 (Chicago)  
Gadiva Hubbard (6-13), Minnesota, 12/4/19  
16, DePaul, 12/11/19  
Duke, 2/16/15  
32, Minnesota, 12/4/19  
55.2 (16-29) vs DePaul, 12/11/19  
64.7 (11-17) at Louisville, 1/11/18

**FREE-THROW SHOOTING**

Player made 10 free-throws  
Player made 15 free-throws  
Player attempted 15 free-throws  
Player made 10 for 10 or better  
Shot 90 percent (min. 10 att.)  
Shot below 50 percent (min. 10 att.)  
Made 30 free-throws  
Made 5 or fewer FTs  
Attempted 40 free-throws  
Attempted fewer than five FTs

Asia Durr (10), Louisville, 1/10/19  
Nok Duany (15) at Georgetown, 2/23/02  
Brittany Hrynok (16) at DePaul, 12/10/14  
Allisha Gray (10-10) at North Carolina, 1/15/15  
90.9 (10-11), at N.C. State, 2/18/19  
50.0 (6-12), Loyola Maryland, 11/8/19  
32 (attempted 37), Illinois, 11/24/98  
3 (attempted 6), DePaul, 12/11/19  
45 (made 28), at South Florida, 1/13/07  
5 (made 4), Toledo, 11/20/19

**REBOUNDS**

Player had 15 rebounds  
Player had 20 rebounds  
Two players had double-figure rebounds  
Three players had double-figure rebounds  
Had 50 rebounds  
Out-rebounded ND by 10 or more

Naz Hillmon (16) at Michigan, 11/23/19  
Wendy Scholtens (20) at Vanderbilt, 1/8/89  
Megan Walker (13) & Olivia Nelson-Ododa (10), at UConn, 12/8/19  
Aurora Adams (16), Brenda McCunn (11) and Paula Langseth (10), Hawaii, 3/22/81 (@ Anchorage, Alaska)  
53, South Dakota State, 11/29/19  
16, at UConn, 12/8/19

**DOUBLE-DOUBLES**

Points & assists  
Points & steals  
Two players had double-doubles

Paris Kea (30p/10a) at North Carolina, 1/27/19  
Alexis Jones (16/10) at Duke, 2/2/14  
Megan Walker (26p/13r) & Olivia Nelson-Ododa (16p/10r), at UConn, 12/8/19

**THREE PLAYERS HAD DOUBLE-DOUBLES**

Mary Raese (24p/10r), Mary Westerwelle (11p/10r) and Netra McGrew (10p/10a), Idaho, 3/21/86 (@ Amarillo, Texas)  
Taiye Bello (16p/16r), Minnesota, 12/4/19  
Megan Walker (26p/13r), at UConn, 12/8/19  
Wendy Scholtens (29/20) at Vanderbilt, 1/8/89  
Myisha Hines-Allen (31/12) at Louisville, 1/11/18

Three players had double-doubles  
15 points and 15 rebounds  
20 points and 10 rebounds  
20 points and 20 rebounds  
30 points and 10 rebounds

**TRIPLE-DOUBLES**

Points, rebounds, assists  
Points, rebounds, steals

Liad Suez-Karni (14p/10r/10a), Villanova, 2/7/06  
Diana Vines (23p/11r/12s) at DePaul, 1/24/89

**ASSISTS**

Player had 10 assists  
Player had 15 assists  
Had 25 assists  
Had 30 assists  
Had fewer than 10 assists  
Had 5 or fewer assists

Paris Kea (10), at North Carolina, 1/27/19  
Veronica Pettry (16) at Loyola-Chicago, 2/18/89  
25, at Louisville, 1/11/18  
30 at Loyola-Chicago, 2/18/89  
9, vs Mississippi State, 4/1/18 (Columbus, Ohio)  
5, vs ETSU, 11/24/17 (@ Estero, Fla.)

**BLOCKED SHOTS**

Player blocked 5 shots  
Blocked 10 shots  
Blocked 15 shots  
Blocked 0 shots

Taiye Bello (5), Minnesota, 12/4/19  
12, Tennessee, 11/11/19  
16 at Connecticut, 1/27/07  
Binghamton, 12/16/18



## STEALS

Player had 5 steals	J'Kyra Brown, Virginia, 1/29/17
Player had 6 steals	see player had seven steals
Player had 7 steals	Kala Green, North Carolina A&T, 3/19/16
Player had 10 steals	Alexis Jones at Duke, 2/2/14
Had 15 steals	16 at Duke, 2/2/14
Had 20 steals	24, Georgetown, 1/29/00

## TURNOVERS

Player committed 10 turnovers	Samantha Logic (11) at Iowa, 3/26/13
Committed 20 turnovers or more and won	22, South Dakota State, 11/29/19
Committed 25 turnovers or more	28, vs Tennessee, 11/11/19
Committed 30 turnovers or more	31 vs. Valparaiso, 12/4/16
Committed 35 turnovers or more	35, Connecticut, 3/4/13
Committed 40 turnovers or more	46, Akron, 11/11/11
Committed 10 turnovers or fewer	9, Minnesota, 12/4/19
Committed 5 turnovers or fewer	5, Oregon, 3/26/18 (Spokane, Wash.)

## MISCELLANEOUS

Led team in points/rebounds/assists	Nicki Ekhomu (26p/8r/6a), Florida State, 2/10/19
Four-point play	Tori Jankoska (2:44, 1st quarter) at Michigan State, 12/20/16
Hit "final minute" game-winning shot	Chloe Jackson (0:05 left), Baylor, 4/7/19 (Tampa)
Played every minute	Destiny Pitts, Minnesota, 12/4/19
Played more than 40 minutes	Kia Nurse (45) & Katie Lou Samuelson (45), UConn, 3/30/18 (Columbus, Ohio)
Rallied from 10-point deficit to win	DePaul, 12/11/19 (ND led by 11, 38-27, 8:13 left in 2nd quarter. DePaul won 105-94)
Led ND by 10 or more at halftime	See 15 or more
Led ND by 15 or more at halftime	27 at UConn (52-25), 12/8/19
Led ND by 25 or more points	34 at UConn (59-25 at 6:09 in 3Q), 1/11/18



### NOTRE DAME HIGHS



2019-20 Notre Dame Women's Basketball Team High/Low Analysis All games

as of

#### Notre Dame - Game Highs

<b>POINTS</b>	94	DePaul (12/11/2019)
	84	Loyola Maryland (11/08/2019)
	76	at Michigan (11/23/2019)
	69	Michigan St. (11/14/2019)
	67	Minnesota (12/04/2019)
	67	vs South Fla. (N) (11/30/2019)
<b>FIELD GOALS MADE</b>	39	DePaul (12/11/2019)
	33	Loyola Maryland (11/08/2019)
<b>FIELD GOAL ATTEMPTS</b>	70	Tennessee (11/11/2019)
	68	DePaul (12/11/2019)
	68	Loyola Maryland (11/08/2019)
<b>FIELD GOAL PERCENTAGE</b>	.574 (39-68)	DePaul (12/11/2019)
	.500 (28-56)	at Michigan (11/23/2019)
<b>3 PT FG MADE</b>	7	Tennessee (11/11/2019)
	6	vs South Fla. (N) (11/30/2019)
	6	at Michigan (11/23/2019)
<b>3 PT FG ATTEMPTS</b>	25	at UConn (12/08/2019)
	25	Tennessee (11/11/2019)
<b>3 PT FG PERCENTAGE</b>	.500 (4-8)	DePaul (12/11/2019)
	.400 (6-15)	vs South Fla. (N) (11/30/2019)
<b>FREE THROWS MADE</b>	20	at Fordham (11/05/2019)
	18	Michigan St. (11/14/2019)
<b>FREE THROW ATTEMPTS</b>	33	at Fordham (11/05/2019)
	31	Michigan St. (11/14/2019)
<b>FREE THROW PERCENTAGE</b>	.909 (10-11)	Minnesota (12/04/2019)
	.708 (17-24)	Loyola Maryland (11/08/2019)
<b>REBOUNDS</b>	50	Loyola Maryland (11/08/2019)
	42	DePaul (12/11/2019)
	42	at Fordham (11/05/2019)
<b>ASSISTS</b>	24	DePaul (12/11/2019)
	19	Loyola Maryland (11/08/2019)
<b>STEALS</b>	17	at Michigan (11/23/2019)
	13	Tennessee (11/11/2019)
<b>BLOCKED SHOTS</b>	8	Michigan St. (11/14/2019)
	7	Loyola Maryland (11/08/2019)
<b>TURNOVERS</b>	27	DePaul (12/11/2019)
	25	vs FGCU (N) (11/28/2019)
<b>FOULS</b>	26	at Michigan (11/23/2019)
	22	Tennessee (11/11/2019)

### OPPONENT HIGHS



2019-20 Notre Dame Women's Basketball Team High/Low Analysis All games

as of

#### Opponent - Game Highs

<b>POINTS</b>	105	DePaul (12/11/2019)
	81	at UConn (12/08/2019)
	75	Minnesota (12/04/2019)
	74	Tennessee (11/11/2019)
	72	at Michigan (11/23/2019)
	72	Michigan St. (11/14/2019)
<b>FIELD GOALS MADE</b>	43	DePaul (12/11/2019)
	30	at UConn (12/08/2019)
<b>FIELD GOAL ATTEMPTS</b>	84	DePaul (12/11/2019)
	76	Loyola Maryland (11/08/2019)
<b>FIELD GOAL PERCENTAGE</b>	.512 (43-84)	DePaul (12/11/2019)
	.472 (25-53)	Tennessee (11/11/2019)
<b>3 PT FG MADE</b>	16	DePaul (12/11/2019)
	12	Minnesota (12/04/2019)
<b>3 PT FG ATTEMPTS</b>	41	vs South Fla. (N) (11/30/2019)
	38	at Fordham (11/05/2019)
<b>3 PT FG PERCENTAGE</b>	.552 (16-29)	DePaul (12/11/2019)
	.421 (8-19)	Tennessee (11/11/2019)
<b>FREE THROWS MADE</b>	21	at Michigan (11/23/2019)
	16	Tennessee (11/11/2019)
<b>FREE THROW ATTEMPTS</b>	36	at Michigan (11/23/2019)
	25	Tennessee (11/11/2019)
<b>FREE THROW PERCENTAGE</b>	.875 (14-16)	Michigan St. (11/14/2019)
	.800 (4-5)	Toledo (11/20/2019)
<b>REBOUNDS</b>	55	Tennessee (11/11/2019)
	53	vs South Dakota St. (N) (11/29/2019)
	53	at Michigan (11/23/2019)
<b>ASSISTS</b>	24	DePaul (12/11/2019)
	20	Minnesota (12/04/2019)
<b>STEALS</b>	15	DePaul (12/11/2019)
	12	vs FGCU (N) (11/28/2019)
	12	Michigan St. (11/14/2019)
	12	Loyola Maryland (11/08/2019)
<b>BLOCKED SHOTS</b>	12	Tennessee (11/11/2019)
	6	at UConn (12/08/2019)
	6	Minnesota (12/04/2019)
	6	vs South Dakota St. (N) (11/29/2019)
<b>TURNOVERS</b>	28	Tennessee (11/11/2019)
	24	at Michigan (11/23/2019)
<b>FOULS</b>	27	Michigan St. (11/14/2019)
	27	at Fordham (11/05/2019)

### NOTRE DAME LOWS



2019-20 Notre Dame Women's Basketball Team High/Low Analysis All games

as of

#### Notre Dame - Game Lows

<b>POINTS</b>	54	Toledo (11/20/2019)
	57	at UConn (12/08/2019)
	59	vs South Dakota St. (N) (11/29/2019)
	60	vs FGCU (N) (11/28/2019)
	60	at Fordham (11/05/2019)
<b>FIELD GOALS MADE</b>	19	at Fordham (11/05/2019)
	20	Toledo (11/20/2019)
<b>FIELD GOAL ATTEMPTS</b>	49	vs FGCU (N) (11/28/2019)
	50	Michigan St. (11/14/2019)
<b>FIELD GOAL PERCENTAGE</b>	.314 (22-70)	Tennessee (11/11/2019)
	.345 (20-58)	Toledo (11/20/2019)
<b>3 PT FG MADE</b>	1	Minnesota (12/04/2019)
	1	vs South Dakota St. (N) (11/29/2019)
	1	Toledo (11/20/2019)
	1	Loyola Maryland (11/08/2019)
<b>3 PT FG ATTEMPTS</b>	8	DePaul (12/11/2019)
	8	Minnesota (12/04/2019)
	8	Michigan St. (11/14/2019)
<b>3 PT FG PERCENTAGE</b>	.059 (1-17)	vs South Dakota St. (N) (11/29/2019)
	.083 (1-12)	Loyola Maryland (11/08/2019)
<b>FREE THROWS MADE</b>	5	at UConn (12/08/2019)
	10	Minnesota (12/04/2019)
<b>FREE THROW ATTEMPTS</b>	9	at UConn (12/08/2019)
	11	Minnesota (12/04/2019)
<b>FREE THROW PERCENTAGE</b>	.500 (11-22)	vs South Fla. (N) (11/30/2019)
	.556 (5-9)	at UConn (12/08/2019)
<b>REBOUNDS</b>	24	at Michigan (11/23/2019)
	25	vs South Dakota St. (N) (11/29/2019)
<b>ASSISTS</b>	8	vs South Dakota St. (N) (11/29/2019)
	8	Toledo (11/20/2019)
<b>STEALS</b>	2	Minnesota (12/04/2019)
	3	vs FGCU (N) (11/28/2019)
<b>BLOCKED SHOTS</b>	1	Tennessee (11/11/2019)
	2	at UConn (12/08/2019)
	2	vs South Dakota St. (N) (11/29/2019)
	2	vs FGCU (N) (11/28/2019)
	2	at Fordham (11/05/2019)
<b>TURNOVERS</b>	10	vs South Dakota St. (N) (11/29/2019)
	12	Tennessee (11/11/2019)
<b>FOULS</b>	9	at Fordham (11/05/2019)
	13	at UConn (12/08/2019)

### OPPONENT LOWS



2019-20 Notre Dame Women's Basketball Team High/Low Analysis All games

as of

#### Opponent - Game Lows

<b>POINTS</b>	51	vs South Fla. (N) (11/30/2019)
	51	Toledo (11/20/2019)
	55	at Fordham (11/05/2019)
	60	Loyola Maryland (11/08/2019)
	65	vs South Dakota St. (N) (11/29/2019)
<b>FIELD GOALS MADE</b>	20	vs South Fla. (N) (11/30/2019)
	21	Toledo (11/20/2019)
<b>FIELD GOAL ATTEMPTS</b>	53	Tennessee (11/11/2019)
	60	vs South Dakota St. (N) (11/29/2019)
<b>FIELD GOAL PERCENTAGE</b>	.278 (20-72)	vs South Fla. (N) (11/30/2019)
	.316 (24-76)	Loyola Maryland (11/08/2019)
<b>3 PT FG MADE</b>	4	vs South Dakota St. (N) (11/29/2019)
	5	Toledo (11/20/2019)
<b>3 PT FG ATTEMPTS</b>	19	Tennessee (11/11/2019)
	21	at Michigan (11/23/2019)
<b>3 PT FG PERCENTAGE</b>	.160 (4-25)	vs South Dakota St. (N) (11/29/2019)
	.195 (8-41)	vs South Fla. (N) (11/30/2019)
<b>FREE THROWS MADE</b>	1	at Fordham (11/05/2019)
	3	DePaul (12/11/2019)
	3	vs South Fla. (N) (11/30/2019)
<b>FREE THROW ATTEMPTS</b>	2	at Fordham (11/05/2019)
	5	vs South Fla. (N) (11/30/2019)
	5	Toledo (11/20/2019)
<b>FREE THROW PERCENTAGE</b>	.400 (6-15)	vs FGCU (N) (11/28/2019)
	.500 (6-12)	Loyola Maryland (11/08/2019)
	.500 (3-6)	DePaul (12/11/2019)
	.500 (1-2)	at Fordham (11/05/2019)
<b>REBOUNDS</b>	34	vs FGCU (N) (11/28/2019)
	36	DePaul (12/11/2019)
<b>ASSISTS</b>	11	Toledo (11/20/2019)
	12	at Michigan (11/23/2019)
<b>STEALS</b>	3	vs South Fla. (N) (11/30/2019)
	5	at UConn (12/08/2019)
	5	Tennessee (11/11/2019)
<b>BLOCKED SHOTS</b>	2	DePaul (12/11/2019)
	2	Loyola Maryland (11/08/2019)
<b>TURNOVERS</b>	9	Minnesota (12/04/2019)
	10	vs FGCU (N) (11/28/2019)
<b>FOULS</b>	9	at UConn (12/08/2019)
	15	Tennessee (11/11/2019)



## NOTRE DAME INDIVIDUAL HIGHS



2019-20 Notre Dame Women's Basketball  
Player Highs Analysis  
All games

Page 1  
as of Dec 12, 2019

### Notre Dame - Individual Game Highs

<b>POINTS</b>	31	Sam Brunelle vs DePaul (12/11/2019)
	27	Destinee Walker at Michigan (11/23/2019)
	24	Katlyn Gilbert vs Loyola Maryland (11/08/2019)
	22	Anaya Peoples vs DePaul (12/11/2019)
	20	Destinee Walker vs DePaul (12/11/2019)
<b>FIELD GOALS MADE</b>	13	Sam Brunelle vs DePaul (12/11/2019)
	11	Anaya Peoples vs DePaul (12/11/2019)
<b>FIELD GOAL ATTEMPTS</b>	18	Sam Brunelle vs DePaul (12/11/2019)
	18	Sam Brunelle vs Minnesota (12/04/2019)
	18	Sam Brunelle vs Tennessee (11/11/2019)
<b>FIELD GOAL PERCENTAGE (min 5 made)</b>	.857 (6-7)	Anaya Peoples vs South Fla. (N) (11/30/2019)
	.733 (11-15)	Anaya Peoples vs DePaul (12/11/2019)
<b>3 PT FG MADE</b>	5	Destinee Walker at Michigan (11/23/2019)
	3	Destinee Walker vs Tennessee (11/11/2019)
<b>3 PT FG ATTEMPTS</b>	11	Sam Brunelle vs Tennessee (11/11/2019)
	9	Destinee Walker vs South Dakota St. (N) (11/29/2019)
<b>3 PT FG PERCENTAGE (min 2 made)</b>	.667 (2-3)	Destinee Walker vs DePaul (12/11/2019)
	.625 (5-8)	Destinee Walker at Michigan (11/23/2019)
<b>FREE THROWS MADE</b>	6	Sam Brunelle vs Toledo (11/20/2019)
	6	Destinee Walker vs Loyola Maryland (11/08/2019)
	6	Katlyn Gilbert vs Loyola Maryland (11/08/2019)
<b>FREE THROW ATTEMPTS</b>	10	Sam Brunelle vs Toledo (11/20/2019)
	9	Anaya Peoples vs South Fla. (N) (11/30/2019)
	9	Katlyn Gilbert at Fordham (11/05/2019)
	9	Anaya Peoples at Fordham (11/05/2019)
<b>FREE THROW PERCENTAGE (min 3 made)</b>	1.000 (4-4)	Destinee Walker vs Minnesota (12/04/2019)
	1.000 (4-4)	Sam Brunelle vs South Dakota St. (N) (11/29/2019)
	1.000 (4-4)	Sam Brunelle at Fordham (11/05/2019)
	1.000 (3-3)	Marta Sniezek at UConn (12/08/2019)
	1.000 (3-3)	Marta Sniezek vs Tennessee (11/11/2019)
<b>REBOUNDS</b>	15	Anaya Peoples vs DePaul (12/11/2019)
	14	Anaya Peoples vs Minnesota (12/04/2019)
<b>ASSISTS</b>	12	Marta Sniezek vs DePaul (12/11/2019)
	8	Marta Sniezek vs Minnesota (12/04/2019)
	8	Marta Sniezek vs Michigan St. (11/14/2019)
	8	Marta Sniezek at Michigan (11/23/2019)
<b>STEALS</b>	5	Marta Sniezek at Michigan (11/23/2019)
	4	Marta Sniezek at UConn (12/08/2019)
	4	Anaya Peoples vs South Dakota St. (N) (11/29/2019)
	4	Katlyn Gilbert at Michigan (11/23/2019)
	4	Destinee Walker at Michigan (11/23/2019)
	4	Katlyn Gilbert vs Michigan St. (11/14/2019)
	4	Destinee Walker vs Tennessee (11/11/2019)
	4	Anaya Peoples vs Tennessee (11/11/2019)
	3	Sam Brunelle vs Toledo (11/20/2019)
<b>BLOCKED SHOTS</b>	3	Sam Brunelle vs Michigan St. (11/14/2019)
<b>TURNOVERS</b>	8	Katlyn Gilbert vs Michigan St. (11/14/2019)
	6	Marta Sniezek vs DePaul (12/11/2019)

## OPPONENT INDIVIDUAL HIGHS



2019-20 Notre Dame Women's Basketball  
Player Highs Analysis  
All games

Page 3/3  
as of Dec 12, 2019

### Opponent - Individual Game Highs

<b>POINTS</b>	33	Rennia Davis vs Tennessee (11/11/2019)
	29	Sonya Morris vs DePaul (12/11/2019)
	28	Nia Clouden vs Michigan St. (11/14/2019)
	26	Megan Walker at UConn (12/08/2019)
	20	Dee Bekeja vs DePaul (12/11/2019)
	20	Chante Stonewall vs DePaul (12/11/2019)
<b>FIELD GOALS MADE</b>	12	Sonya Morris vs DePaul (12/11/2019)
	12	Rennia Davis vs Tennessee (11/11/2019)
	12	Sonya Morris vs DePaul (12/11/2019)
<b>FIELD GOAL ATTEMPTS</b>	25	Sonya Morris vs DePaul (12/11/2019)
	22	Bre Cavanaugh at Fordham (11/05/2019)
<b>FIELD GOAL PERCENTAGE (min 5 made)</b>	.857 (6-7)	Palton Burckhard vs South Dakota St. (N) (11/29/2019)
	.750 (6-8)	Myah Selland vs South Dakota St. (N) (11/29/2019)
<b>3 PT FG MADE</b>	6	Gadiva Hubbard vs Minnesota (12/04/2019)
	5	Sonya Morris vs DePaul (12/11/2019)
	5	Rennia Davis vs Tennessee (11/11/2019)
<b>3 PT FG ATTEMPTS</b>	13	Gadiva Hubbard vs Minnesota (12/04/2019)
	13	Maria Alvarez vs South Fla. (N) (11/30/2019)
<b>3 PT FG PERCENTAGE (min 2 made)</b>	1.000 (4-4)	Dee Bekeja vs DePaul (12/11/2019)
	1.000 (2-2)	Jasmine Brunson vs Minnesota (12/04/2019)
<b>FREE THROWS MADE</b>	7	Naz Hillmon at Michigan (11/23/2019)
	6	Amy Dilk at Michigan (11/23/2019)
	6	Nia Clouden vs Michigan St. (11/14/2019)
<b>FREE THROW ATTEMPTS</b>	12	Naz Hillmon at Michigan (11/23/2019)
	9	Kayla Robbins at Michigan (11/23/2019)
<b>FREE THROW PERCENTAGE (min 3 made)</b>	1.000 (6-6)	Nia Clouden vs Michigan St. (11/14/2019)
	.833 (5-6)	Taryn McCutcheon vs Michigan St. (11/14/2019)
<b>REBOUNDS</b>	16	Tatyee Bello vs Minnesota (12/04/2019)
	16	Naz Hillmon at Michigan (11/23/2019)
<b>ASSISTS</b>	9	Kelly Campbell vs DePaul (12/11/2019)
	9	Jazmine Massengill vs Tennessee (11/11/2019)
	9	Anna DeWolfe at Fordham (11/05/2019)
<b>STEALS</b>	5	Amy Dilk at Michigan (11/23/2019)
	5	Kaitlyn Downey at Fordham (11/05/2019)
<b>BLOCKED SHOTS</b>	5	Tatyee Bello vs Minnesota (12/04/2019)
	4	Jazmine Massengill vs Tennessee (11/11/2019)
<b>TURNOVERS</b>	8	Jordan Horston vs Tennessee (11/11/2019)
	7	Amy Dilk at Michigan (11/23/2019)
<b>FOULS</b>	5	Rylie Cascio Jensen vs South Dakota St. (N) (11/29/2019)
	5	Kaitlyn Downey at Fordham (11/05/2019)



## GAME BY GAME COMPARISON



2019-20 Notre Dame Women's Basketball  
Team Game-by-Game  
All games

Page 1/1  
as of Dec 12, 2019

Opponent	Date	Score	Total		3-Pointers		Free throws		Rebounds				PF	A	TO	BLK	STL	PTS	AVG
			FG-FGA	PCT	3FG-FGA	PCT	FT-FTA	PCT	OFF	DEF	TOT	AVG							
at Fordham	11/05/2019	60-55 W	19-52	.365	2-10	.200	20-33	.606	12	30	42	42.0	9	14	21	2	10	60	60.0
Loyola Maryland	11/08/2019	84-60 W	33-68	.485	1-12	.083	17-24	.708	14	36	50	46.0	15	19	19	7	8	84	72.0
Tennessee	11/11/2019	63-74 L	22-70	.314	7-25	.280	12-17	.706	11	17	28	40.0	22	11	12	1	13	63	69.0
Michigan St.	11/14/2019	69-72 L	24-50	.480	3-8	.375	18-31	.581	13	17	30	37.5	18	13	18	8	7	69	69.0
Toledo	11/20/2019	54-51 W	20-58	.345	1-10	.100	13-21	.619	11	29	40	38.0	13	8	14	4	11	54	66.0
at Michigan	11/23/2019	76-72 W	28-56	.500	6-19	.316	14-20	.700	5	19	24	35.7	26	14	17	4	17	76	67.7
vs FGCU	11/28/2019	60-69 L	23-49	.469	3-12	.250	11-17	.647	7	34	41	36.4	17	11	25	2	3	60	66.6
vs South Dakota St.	11/29/2019	59-65 L	21-57	.368	1-17	.059	16-24	.667	5	20	25	35.0	18	8	10	2	9	59	65.6
vs South Fla.	11/30/2019	67-51 W	25-52	.481	6-15	.400	11-22	.500	8	30	38	35.3	13	13	15	3	5	67	65.8
Minnesota	12/04/2019	67-75 L	28-60	.467	1-8	.125	10-11	.909	8	31	39	35.7	13	18	15	5	2	67	65.9
at UConn	12/08/2019	57-81 L	24-65	.369	4-25	.160	5-9	.556	10	22	32	35.4	13	12	16	2	8	57	65.1
DePaul	12/11/2019	94-105 L	39-68	.574	4-8	.500	12-21	.571	15	27	42	35.9	14	24	27	4	10	94	67.5
<b>Total</b>		<b>810</b>	<b>306-705</b>	<b>.434</b>	<b>39-169</b>	<b>.231</b>	<b>159-250</b>	<b>.636</b>	<b>119</b>	<b>312</b>	<b>431</b>	<b>35.9</b>	<b>191</b>	<b>165</b>	<b>209</b>	<b>44</b>	<b>103</b>	<b>810</b>	<b>67.5</b>
Opponents		830	313-814	.385	99-331	.299	105-169	.621	209	317	526	43.8	231	188	221	56	106	830	69.2

## Notre Dame Averages

Games Played	Points/game	FG Pct	3FG Pct	FT Pct	Rebounds/game	Assists/game	Turnovers/game	Assist/Turnover ratio	Steals/game	Blocks/game
12	67.5	43.4	23.1	63.6	35.9	13.8	17.4	0.8	8.6	3.7



2019-20 Notre Dame Women's Basketball  
Opponents Game-by-Game  
All games

Page 1/1  
as of Dec 12, 2019

Opponent	Date	Score	Total		3-Pointers		Free throws		Rebounds				PF	A	TO	BLK	STL	PTS	AVG
			FG-FGA	PCT	3FG-FGA	PCT	FT-FTA	PCT	OFF	DEF	TOT	AVG							
at Fordham	11/05/2019	60-55 W	23-72	.319	8-38	.211	1-2	.500	16	25	41	41.0	27	14	16	3	10	55	55.0
Loyola Maryland	11/08/2019	84-60 W	24-76	.316	6-24	.250	6-12	.500	17	24	41	41.0	23	15	19	2	12	60	57.5
Tennessee	11/11/2019	63-74 L	25-53	.472	8-19	.421	16-25	.640	15	40	55	45.7	15	18	28	12	5	74	63.0
Michigan St.	11/14/2019	69-72 L	25-62	.403	8-23	.348	14-16	.875	20	19	39	44.0	27	13	20	4	12	72	65.3
Toledo	11/20/2019	54-51 W	21-61	.344	5-25	.200	4-5	.800	12	30	42	43.6	16	11	21	3	7	51	62.4
at Michigan	11/23/2019	76-72 W	22-65	.338	7-21	.333	21-36	.583	27	26	53	45.2	16	12	24	4	8	72	64.0
vs FGCU	11/28/2019	60-69 L	27-71	.380	9-31	.290	6-15	.400	14	20	34	43.6	19	13	10	3	12	69	64.7
vs South Dakota St.	11/29/2019	59-65 L	25-60	.417	4-25	.160	11-18	.611	18	35	53	44.8	21	16	22	6	8	65	64.8
vs South Fla.	11/30/2019	67-51 W	20-72	.278	8-41	.195	3-5	.600	23	23	46	44.9	20	14	18	5	3	51	63.2
Minnesota	12/04/2019	67-75 L	28-72	.389	12-32	.375	7-10	.700	15	23	38	44.2	17	20	9	6	9	75	64.4
at UConn	12/08/2019	57-81 L	30-66	.455	8-23	.348	13-19	.684	16	32	48	44.5	9	18	15	6	5	81	65.9
DePaul	12/11/2019	94-105 L	43-84	.512	16-29	.552	3-6	.500	16	20	36	43.8	21	24	19	2	15	105	69.2
<b>Total</b>		<b>830</b>	<b>313-814</b>	<b>.385</b>	<b>99-331</b>	<b>.299</b>	<b>105-169</b>	<b>.621</b>	<b>209</b>	<b>317</b>	<b>526</b>	<b>43.8</b>	<b>231</b>	<b>188</b>	<b>221</b>	<b>56</b>	<b>106</b>	<b>830</b>	<b>69.2</b>
Notre Dame		810	306-705	.434	39-169	.231	159-250	.636	119	312	431	35.9	191	165	209	44	103	810	67.5

## Opponents Averages

Games Played	Points/game	FG Pct	3FG Pct	FT Pct	Rebounds/game	Assists/game	Turnovers/game	Assist/Turnover ratio	Steals/game	Blocks/game
12	69.2	38.5	29.9	62.1	43.8	15.7	18.4	0.9	8.8	4.7



GAME

1

#16/14 NOTRE DAME, 60  
FORDHAM, 55

Nov. 5, 2019  
Rose Hill Gymnasium (Bronx, N.Y.)



Official Basketball Box Score - Final  
Notre Dame at Fordham  
11/05/19 Rose Hill Gym, Bronx  
2019-20 Women's Basketball  
Game Time: 12:00 AM  
Game Duration: 1:52  
Attendance: 3,200  
Officials: Ed Sidasiy, Kevin Dillard, Kristi Mosley

Notre Dame - 60

Record: 1-0. Table with columns: NO. Name, Min, FG, 3P, FT, Rebounds, Fouls, TP, AS, TO, ST, Blocks, +/-, Shooting By Period (1st-4th FG%, 3PT%, FT%, GM FG%, FT%).

Fordham - 55

Record: 0-1. Table with columns: NO. Name, Min, FG, 3P, FT, Rebounds, Fouls, TP, AS, TO, ST, Blocks, +/-, Shooting By Period (1st-4th FG%, 3PT%, FT%, GM FG%, FT%).

Summary statistics table with columns: NOT, FOR, Points from Turnovers, NOT, FOR, Period by Period Scoring (1st-4th TOT), Lead Changes, Second Chance, Fast Breaks, Times Tied, Time with Lead.

GAME

2

LOYOLA MARYLAND, 60  
#16/14 NOTRE DAME, 84

Nov. 8, 2019  
Purcell Pavilion (Notre Dame, Ind.)



Official Basketball Box Score - Final  
Loyola Maryland at Notre Dame  
11/08/19 Purcell Pavilion at the Joyce Center, Notre Dame  
2019-20 Women's Basketball  
Game Time: 6:30 PM  
Game Duration: 1:52  
Attendance: 7,613  
Officials: Billy Smith, Mark Berger, Linda Mies

Loyola Maryland - 60

Record: 0-1. Table with columns: NO. Name, Min, FG, 3P, FT, Rebounds, Fouls, TP, AS, TO, ST, Blocks, +/-, Shooting By Period (1st-4th FG%, 3PT%, FT%, GM FG%, FT%).

Notre Dame - 84

Record: 2-0. Table with columns: NO. Name, Min, FG, 3P, FT, Rebounds, Fouls, TP, AS, TO, ST, Blocks, +/-, Shooting By Period (1st-4th FG%, 3PT%, FT%, GM FG%, FT%).

Summary statistics table with columns: LOY, ND, Points from Turnovers, LOY, ND, Period by Period Scoring (1st-4th TOT), Lead Changes, Second Chance, Fast Breaks, Times Tied, Time with Lead.

GAME

3

TENNESSEE, 74  
#15/14 NOTRE DAME, 63

Nov. 11, 2019  
Purcell Pavilion (Notre Dame, Ind.)



Official Basketball Box Score - Final  
Tennessee at Notre Dame  
11/11/19 Purcell Pavilion at the Joyce Center, Notre Dame  
2019-20 Women's Basketball  
Game Time: 12:00 AM  
Game Duration: 1:52  
Attendance: 7,801  
Officials: Dee Karntner, Karen Preato, Pulani Spurlock

Tennessee - 74

Record: 3-0. Table with columns: NO. Name, Min, FG, 3P, FT, Rebounds, Fouls, TP, AS, TO, ST, Blocks, +/-, Shooting By Period (1st-4th FG%, 3PT%, FT%, GM FG%, FT%).

Notre Dame - 63

Record: 2-1. Table with columns: NO. Name, Min, FG, 3P, FT, Rebounds, Fouls, TP, AS, TO, ST, Blocks, +/-, Shooting By Period (1st-4th FG%, 3PT%, FT%, GM FG%, FT%).

Summary statistics table with columns: UT, ND, Points from Turnovers, UT, ND, Period by Period Scoring (1st-4th TOT), Lead Changes, Second Chance, Fast Breaks, Times Tied, Time with Lead.

GAME

4

MICHIGAN STATE, 72  
#16/14 NOTRE DAME, 69

Nov. 14, 2019  
Purcell Pavilion (Notre Dame, Ind.)



Official Basketball Box Score - Final  
Michigan St. at Notre Dame  
11/15/19 Purcell Pavilion at the Joyce Center, Notre Dame  
2019-20 Women's Basketball  
Game Time: 1:00 AM  
Game Duration: 2:09  
Attendance: 7,556  
Officials: Denise Bruce, Bruce Morris, Tara Cruse

Michigan St. - 72

Record: 3-0. Table with columns: NO. Name, Min, FG, 3P, FT, Rebounds, Fouls, TP, AS, TO, ST, Blocks, +/-, Shooting By Period (1st-4th FG%, 3PT%, FT%, GM FG%, FT%).

Notre Dame - 69

Record: 2-2. Table with columns: NO. Name, Min, FG, 3P, FT, Rebounds, Fouls, TP, AS, TO, ST, Blocks, +/-, Shooting By Period (1st-4th FG%, 3PT%, FT%, GM FG%, FT%).

Summary statistics table with columns: MSU, ND, Points from Turnovers, MSU, ND, Period by Period Scoring (1st-4th TOT), Lead Changes, Second Chance, Fast Breaks, Times Tied, Time with Lead.





GAME

9

#21/20 SOUTH FLORIDA, 51  
(RV/RV) NOTRE DAME, 67

Nov. 30, 2019  
Hard Rock Hotel Riviera Maya (Cancun, Mexico)



Official Basketball Box Score - Final  
South Fla. at Notre Dame  
11:30:19 HRH Riviera Maya, Cancun  
2019-20 Women's Basketball

Game Time: 4:00 PM  
Game Duration: 1:41  
Attendance: 174

Officials:

Table with columns: NO., Name, Min, FG, 3P, FT, Rebounds, Fouls, TP, AS, TO, ST, Blocks, +/-

Shooting By Period table with columns: 1st FG%, 3PT%, 2nd FG%, 3PT%, 3rd FG%, 3PT%, 4th FG%, 3PT%, GM FG%, 3PT%, FT%

Table with columns: NO., Name, Min, FG, 3P, FT, Rebounds, Fouls, TP, AS, TO, ST, Blocks, +/-

Shooting By Period table with columns: 1st FG%, 3PT%, 2nd FG%, 3PT%, 3rd FG%, 3PT%, 4th FG%, 3PT%, GM FG%, 3PT%, FT%

Summary table with columns: USF, UND, Biggest lead, Best Scoring Run, Lead Changes, Times Tied, Time with Lead

GAME

10

(RV/RV) MINNESOTA, 75  
(RV/RV) NOTRE DAME, 67

Dec. 4, 2019  
Purcell Pavilion (Notre Dame, Ind.)



Official Basketball Box Score - Final  
Minnesota at Notre Dame  
12:05:19 Purcell Pavilion at the Joyce Center, Notre Dame  
2019-20 Women's Basketball

Game Time: 1:00 AM  
Game Duration: 1:40  
Attendance: 7,093

Officials: Maj Forsberg, Eric Brewton, Rod Crech

Table with columns: NO., Name, Min, FG, 3P, FT, Rebounds, Fouls, TP, AS, TO, ST, Blocks, +/-

Shooting By Period table with columns: 1st FG%, 3PT%, 2nd FG%, 3PT%, 3rd FG%, 3PT%, 4th FG%, 3PT%, GM FG%, 3PT%, FT%

Table with columns: NO., Name, Min, FG, 3P, FT, Rebounds, Fouls, TP, AS, TO, ST, Blocks, +/-

Shooting By Period table with columns: 1st FG%, 3PT%, 2nd FG%, 3PT%, 3rd FG%, 3PT%, 4th FG%, 3PT%, GM FG%, 3PT%, FT%

Summary table with columns: MINN, ND, Biggest lead, Best Scoring Run, Lead Changes, Times Tied, Time with Lead

GAME

11

(RV/RV) NOTRE DAME, 57  
#4/4 UCONN, 81

Dec. 8, 2019  
Gampel Pavilion (Storrs, Conn.)



Official Basketball Box Score - Final  
Notre Dame at UConn  
12:08:19 Harry A. Gampel Pavilion, Storrs, Conn.  
2019-20 Women's Basketball

Game Time: 8:00 PM  
Game Duration: 1:40  
Attendance: 10,167

Officials: Joseph Vaszily, Karen Presto, Pulanji Spruck

Table with columns: NO., Name, Min, FG, 3P, FT, Rebounds, Fouls, TP, AS, TO, ST, Blocks, +/-

Shooting By Period table with columns: 1st FG%, 3PT%, 2nd FG%, 3PT%, 3rd FG%, 3PT%, 4th FG%, 3PT%, GM FG%, 3PT%, FT%

Table with columns: NO., Name, Min, FG, 3P, FT, Rebounds, Fouls, TP, AS, TO, ST, Blocks, +/-

Shooting By Period table with columns: 1st FG%, 3PT%, 2nd FG%, 3PT%, 3rd FG%, 3PT%, 4th FG%, 3PT%, GM FG%, 3PT%, FT%

Summary table with columns: ND, UConn, Biggest lead, Best Scoring Run, Lead Changes, Times Tied, Time with Lead

GAME

12

#16/16 DEPAUL, 105  
NOTRE DAME, 94

Dec. 11, 2019  
Purcell Pavilion (Notre Dame, Ind.)



Official Basketball Box Score - Final  
DePaul at Notre Dame  
12:11:19 Purcell Pavilion at the Joyce Center, Notre Dame  
2019-20 Women's Basketball

Game Time: 11:30 PM  
Game Duration: 1:53  
Attendance: 7,148

Officials: Dee Kantner, Denise Brooks, Thomas Danaher

Table with columns: NO., Name, Min, FG, 3P, FT, Rebounds, Fouls, TP, AS, TO, ST, Blocks, +/-

Shooting By Period table with columns: 1st FG%, 3PT%, 2nd FG%, 3PT%, 3rd FG%, 3PT%, 4th FG%, 3PT%, GM FG%, 3PT%, FT%

Table with columns: NO., Name, Min, FG, 3P, FT, Rebounds, Fouls, TP, AS, TO, ST, Blocks, +/-

Shooting By Period table with columns: 1st FG%, 3PT%, 2nd FG%, 3PT%, 3rd FG%, 3PT%, 4th FG%, 3PT%, GM FG%, 3PT%, FT%

Summary table with columns: DEP, UND, Biggest lead, Best Scoring Run, Lead Changes, Times Tied, Time with Lead





**2019-20 Notre Dame Women's Basketball  
Combined Team Statistics  
All games**

Page 1/1  
as of Dec 12, 2019

**Game Records**

Record	Overall	Home	Away	Neutral
ALL GAMES	5-7	2-4	2-1	1-2
CONFERENCE	0-0	0-0	0-0	0-0
NON-CONFERENCE	5-7	2-4	2-1	1-2

**Score by Periods**

Team	1st	2nd	3rd	4th	OT	TOT
Notre Dame	173	192	229	216	0	810
Opponents	211	204	221	194	0	830

**Team Box Score**

No.	Player	Total			3-Point		F-Throw		Rebounds				Other									
		GP-GS	MIN	AVG	FG-FGA	FG%	3FG-FGA	3FG%	FT-FTA	FT%	OFF	DEF	TOT	AVG	PF	DQ	A	TO	BLK	STL	PTS	AVG
10	GILBERT, Katlyn	12-11	406:42	33.9	72-158	.456	6-19	.316	30-49	.612	14	50	64	5.3	23	0	18	43	7	24	180	15.0
33	BRUNELLE, Sam	12-12	396:55	33.1	67-159	.421	13-62	.210	27-38	.711	14	65	79	6.6	32	1	21	31	14	7	174	14.5
21	PEOPLES, Anaya	12-8	390:28	32.5	72-142	.507	2-12	.167	28-58	.483	29	70	99	8.3	33	1	24	17	12	21	174	14.5
24	WALKER, Destinee	12-12	423:52	35.3	54-134	.403	12-50	.240	37-52	.712	12	35	47	3.9	29	1	13	22	1	17	157	13.1
30	VAUGHN, Mikayla	1-1	20:18	20.3	3-6	.500	0-0	.000	2-3	.667	2	7	9	9.0	0	0	4	3	0	1	8	8.0
13	SNIEZEK, Marta	12-12	437:39	36.5	19-41	.463	2-7	.286	22-27	.815	2	43	45	3.8	42	2	70	55	2	23	62	5.2
22	COSGROVE, Danielle	12-4	192:56	16.1	14-51	.275	4-15	.267	11-17	.647	12	21	33	2.8	16	1	11	18	7	4	43	3.6
2	COLE, Kaitlin	12-0	120:10	10.0	5-12	.417	0-2	.000	2-6	.333	10	7	17	1.4	15	0	4	7	1	6	12	1.0
40	KEYES, Kathleen	1-0	01:29	1.5	0-0	.000	0-0	.000	0-0	.000	0	0	0	0.0	0	0	0	1	0	0	0	0.0
5	MURDOCK, Catherine	1-0	01:29	1.5	0-0	.000	0-0	.000	0-0	.000	0	0	0	0.0	0	0	0	1	0	0	0	0.0
3	MURDOCK, Margaret	1-0	01:29	1.5	0-1	.000	0-1	.000	0-0	.000	0	0	0	0.0	0	0	0	0	0	0	0	0.0
20	BENZ, Nicole	5-0	06:33	1.3	0-1	.000	0-1	.000	0-0	.000	0	0	0	0.0	1	0	0	0	0	0	0	0.0
Team											24	14	38				11					
<b>Total</b>		<b>12</b>	<b>2400</b>		<b>306-705</b>	<b>.434</b>	<b>39-169</b>	<b>.231</b>	<b>159-250</b>	<b>.636</b>	<b>119</b>	<b>312</b>	<b>431</b>	<b>35.9</b>	<b>191</b>	<b>6</b>	<b>165</b>	<b>209</b>	<b>44</b>	<b>103</b>	<b>810</b>	<b>67.5</b>
<b>Opponents</b>		<b>12</b>	<b>2400</b>		<b>313-814</b>	<b>.385</b>	<b>99-331</b>	<b>.299</b>	<b>105-169</b>	<b>.621</b>	<b>209</b>	<b>317</b>	<b>526</b>	<b>43.8</b>	<b>231</b>	<b>-</b>	<b>188</b>	<b>221</b>	<b>56</b>	<b>106</b>	<b>830</b>	<b>69.2</b>

**Team Statistics**

	ND	OPP
<b>Scoring</b>	<b>810</b>	<b>830</b>
Points per game	67.5	69.2
Scoring margin	-1.7	-
<b>Field goals-att</b>	<b>306-705</b>	<b>313-814</b>
Field goal pct	.434	.385
<b>3 point fg-att</b>	<b>39-169</b>	<b>99-331</b>
3-point FG pct	.231	.299
3-pt FG made per game	3.3	8.3
<b>Free throws-att</b>	<b>159-250</b>	<b>105-169</b>
Free throw pct	.636	.621
F-Throws made per game	13.3	8.8
<b>Rebounds</b>	<b>431</b>	<b>526</b>
Rebounds per game	35.9	43.8
Rebounding margin	-7.9	-
<b>Assists</b>	<b>165</b>	<b>188</b>
Assists per game	13.8	15.7
<b>Turnovers</b>	<b>209</b>	<b>221</b>
Turnovers per game	17.4	18.4
Turnover margin	+1.0	-
Assist/turnover ratio	0.8	0.9
<b>Steals</b>	<b>103</b>	<b>106</b>
Steals per game	8.6	8.8
<b>Blocks</b>	<b>44</b>	<b>56</b>
Blocks per game	3.7	4.7
<b>Winning streak</b>	<b>0</b>	<b>-</b>
Home win streak	0	-
<b>Attendance</b>	<b>44480</b>	<b>17375</b>
Home games-Avg/Game	6-7413	3-5792
Neutral site-Avg/Game	-	3-223

**Team Results**

Date	Opponent		Score	Att.
11/05/2019	at Fordham	W	60-55	3200
11/08/2019	Loyola Maryland	W	84-60	7613
11/11/2019	Tennessee	L	63-74	7801
11/14/2019	Michigan St.	L	69-72	7556
11/20/2019	Toledo	W	54-51	7269
11/23/2019	at Michigan	W	76-72	4008
11/28/2019	vs FGCU	L	60-69	235
11/29/2019	vs South Dakota St.	L	59-65	259
11/30/2019	vs South Fla.	W	67-51	174
12/04/2019	Minnesota	L	67-75	7093
12/08/2019	at UConn	L	57-81	10167
12/11/2019	DePaul	L	94-105	7148



## TV/RADIO ROSTER



**#2 Katie Cole**  
Sr. // G // 5-10  
Toledo, Ohio  
Sylvania Northview



**#3 Maggie Murdock**  
So. // G // 5-8  
Glencoe, Ill.  
New Trier



**#5 Cate Murdock**  
So. // G // 5-8  
Glencoe, Ill.  
New Trier



**#10 Katlyn Gilbert**  
So. // G // 5-10  
Indianapolis, Ind.  
Heritage Christian




**#12 Abby Prohaska**  
So. // G // 5-10  
Libert Township, Ohio  
Lakota West



**#13 Marta Sniezek**  
Sr. // G // 5-8  
McLean, Va.  
Stanford



**#20 Nicole Benz**  
Jr. // G // 5-8  
Valencia, Calif.  
William S. Hart



**#21 Anaya Peoples**  
Fr. // G // 5-10  
Danville, Ill.  
Schlarman



**#22 Danielle Cosgrove**  
So. // F // 6-4  
Holbrook, N.Y.  
Sachem East



**#24 Destinee Walker**  
Gr. // G // 5-10  
Orlando, Fla.  
North Carolina



**#30 Mikky Vaughn**  
Jr. // C // 6-3  
Philadelphia, Penn.  
Paul VI/Friends' Central



**#33 Sam Brunelle**  
Fr. // F // 6-2  
Ruckersville, Va.  
William Monroe



**#40 Katie Keyes**  
Fr. // 5-11 // F  
Ridgewood, N.J.  
Ridgewood



**Muffet McGraw**  
Karen & Kevin Keyes Head Coach  
33rd Season at Notre Dame  
38th Overall as Head Coach



**Carol Owens**  
Associate Head Coach  
11th Season as Associate  
20th Season at Notre Dame



**Beth Cunningham**  
Associate Head Coach  
8th Season



**Michaela Mabrey**  
Assistant Coach  
1st Season