



# NOTRE DAME

## HOCKEY

### FIGHTING IRISH MEDIA

Interim Director  
Athletics Communications

Dan Colleran

dcollera@nd.edu  
574-339-9810 (cell)

## GAMES 17-18 #4/3 NOTRE DAME AT MICHIGAN STATE

### GAME INFORMATION

Game 17 Game 18	Friday, Dec. 1   7:05 PM Saturday, Dec. 2   7:05 PM	Munn Ice Arena East Lansing, Michigan
Records	Notre Dame Fighting Irish 12-3-1, 6-0-0-0 B1G	Michigan State Spartans 7-6-1, 1-4-1-1 B1G
TV & Streaming Coverage	TV: None Streaming: BTN Plus	Jack Szniewajs (PxP game one, analyst game two), Dimitri Babalis (analyst game one), Jason Ruff (PxP game two)
Radio/Audio Coverage	WZOC 94.3 FM (South Bend) & UND.com	Darin Pritchett (play-by-play)

### THE SERIES

All-Time	MSU, 62-40-11	Last: MSU, 4-1 (Jan. 12, 2013 at Munn Ice Arena)
At MSU	MSU, 37-13-4	Last: MSU, 4-1 (Jan. 12, 2013 at Munn Ice Arena)

### COUNTDOWN TO PUCK DROP

<b>596</b>	Notre Dame's experienced blue line includes eight monogram winners who have combined for 596 career games played as well as 274 career points.
<b>220</b>	Over the last six games, <b>Cale Morris</b> has stopped 220 of the 226 shots he has faced for a .973 save percentage and he has three 1-0 shutout victories.
<b>135</b>	Senior defenseman <b>Jordan Gross</b> has skated in 135 consecutive games to start his Irish career.
<b>25</b>	<b>Jake Evans</b> enters the weekend with an NCAA-leading 25 points (6-19-25). His 19 assists also rank first in the country.
<b>13</b>	Head coach <b>Jeff Jackson</b> is in his 13th season behind the Notre Dame bench. He has led the Irish to eight NCAA tournament appearances and three Frozen Fours.
<b>15</b>	With 15 points, <b>Jordan Gross</b> (5-10-15) ranks third in the NCAA in scoring among defensemen (first in B1G).
<b>12</b>	Notre Dame's 12 wins (12-3-1) on the season are tied with Clarkson (12-3-1) for the most wins in the country.
<b>6</b>	The Fighting Irish have opened Big Ten play with a 6-0-0-0 record, becoming the first team in league history to open league play with six straight wins.
<b>.952</b>	<b>Cale Morris</b> (11-1-0) has a .952 save percentage on the season, which ranks first in the NCAA (.960 during the current nine-game winning streak).

### WHAT'S INSIDE

1	Overview & Schedule
2-7	Notes
2	Quick Facts
3	Numerical Roster / Pronunciations
3	Current Irish In The NHL Draft
4	Geographic Breakdown
4	2017-18 Honors & Awards
5	Major/College Breakdown
6	National Polls

### WHAT'S INSIDE

8	Series History
9-10	Head Coach Jeff Jackson
11	2017-18 Record When ...
12-13	The Last Time
14-18	2017-18 Stats
19-32	Player Notes & Career Stats
33-36	2017-18 Box Scores

### 2017-18 SCHEDULE

Date	ND Rk	Opp Rk	Opponent	Location	TV	Time/Score
Oct. 1	8/8	--/--	USNTDP (exh.)	Notre Dame, IN	--	W, 4-3
Oct. 6	8/8	--/--	Alabama Huntsville	Notre Dame, IN	NBCSC+	W, 5-3
Oct. 7	8/8	--/--	Alabama Huntsville	Notre Dame, IN	NBCSC+	W, 4-0
Oct. 13	4/6	1/1	Denver	Notre Dame, IN	NBCSN	T, 2-2 (ot)
Oct. 14	4/6	1/1	Denver	Notre Dame, IN	NBCSN	L, 4-2
Oct. 19	5/6	--/--	Sacred Heart	Notre Dame, IN	NBCSC+	L, 6-4
Oct. 20	5/6	--/--	Sacred Heart	Notre Dame, IN	NBCSC+	W, 3-1
Oct. 26	8/8	RV/--	Omaha	Notre Dame, IN	NBCSC+	L, 6-4
Oct. 27	8/8	RV/--	Omaha	Notre Dame, IN	NBCSC+	W, 5-4
Nov. 3	10/10	16/RV	at Ohio State	Columbus, OH	BTN	W, 4-1
Nov. 4	10/10	16/RV	at Ohio State	Columbus, OH	--	W, 3-2
Nov. 10	6/6	19/RV	Penn State	Notre Dame, IN	--	W, 5-3
Nov. 11	6/6	19/RV	Penn State	Notre Dame, IN	NBCSN	W, 1-0
Nov. 17	4/4	--/--	at RPI	Troy, NY	--	W, 4-1
Nov. 18	4/4	--/--	at RPI	Troy, NY	--	W, 1-0 (ot)
Nov. 24	4/4	6/6	Minnesota	Notre Dame, IN	NBCSN	W, 1-0
Nov. 25	4/4	6/6	Minnesota	Notre Dame, IN	NBCSC+	7:05 p.m.
Dec. 1	4/3	RV/--	at Michigan State	East Lansing, MI	--	7:05 p.m.
Dec. 2	4/3	RV/--	at Michigan State	East Lansing, MI	--	7:05 p.m.
Dec. 8	--/--	--/--	at Wisconsin	Madison, WI	BTN	9:05 p.m.
Dec. 9	--/--	--/--	at Wisconsin	Madison, WI	FSW+	8:05 p.m.
Jan. 5	--/--	--/--	at Michigan	Ann Arbor, MI	BTN	6:30 p.m.
Jan. 7	--/--	--/--	Michigan	Notre Dame, IN	NBCSN	3:05 p.m.
Jan. 19	--/--	--/--	Wisconsin	Notre Dame, IN	--	7:35 p.m.
Jan. 21	--/--	--/--	Wisconsin	Chicago, IL	NBCSN	3:05 p.m.
Jan. 26	--/--	--/--	at Minnesota	Minneapolis, MN	ESPN2	8:00 p.m.
Jan. 27	--/--	--/--	at Minnesota	Minneapolis, MN	FSN+	8:00 p.m.
Feb. 2	--/--	--/--	at Penn State	State College, PA	BTN	6:30 p.m.
Feb. 3	--/--	--/--	at Penn State	State College, PA	--	4:00 p.m.
Feb. 9	--/--	--/--	Ohio State	Notre Dame, IN	NBCSN	7:35 p.m.
Feb. 10	--/--	--/--	Ohio State	Notre Dame, IN	--	7:05 p.m.
Feb. 16	--/--	--/--	Michigan	Notre Dame, IN	--	7:35 p.m.
Feb. 18	--/--	--/--	at Michigan	Ann Arbor, MI	BTN	5:30 p.m.
Feb. 23	--/--	--/--	Michigan State	Notre Dame, IN	--	7:35 p.m.
Feb. 24	--/--	--/--	Michigan State	Notre Dame, IN	--	7:05 p.m.
March 2-4			B1G Round One	Campus Sites		
March 10			B1G Semifinals	Campus Sites		
March 17			B1G Championship	Campus Site		

Rankings: USCHO.com/USA Today/USA HM; ranking listed at time of game

All times Eastern

TV: NBC Sports Network [NBCSN] | Big Ten Network [BTN] | NBC Sports Chicago Plus [NBCSC+] | Fox Sports Wisconsin Plus [FSW+] | Fox Sport Northwest Plus [FSN+]

UNIVERSITY INFORMATION	
School	University of Notre Dame
Location	Notre Dame, IN 46556
Founded	1842
Enrollment	8,530 (undergraduate), 12,393 (total)
Nickname	Fighting Irish
Colors	Gold and Blue
Affiliation	NCAA Division I
Conference	Big Ten (B1G)
President	Rev. John I. Jenkins
Provost	Thomas Burish
NCAA Faculty Representative	Patricia Bellia (Harvard '91)
Athletics Director	Jack Swarbrick (Notre Dame '76)
Sr. Assoc. Athletic Director/Sport Admin.	Tom Nevala (Notre Dame '90)
Ticket Office Phone	(574) 631-7356
Home Ice (capacity)	Compton Family Ice Arena (5,022) Charles "Lefty" Smith Rink
Ice Surface	200 x 90
HOCKEY STAFF INFORMATION	
Head Coach	Jeff Jackson (Michigan State '78)
Record at Notre Dame	280-170-53 (13th season)
Record Overall	462-222-78 (19th season)
Big Ten Record	6-0-0-0
Associate Head Coach	Paul Pooley (Ohio State '84)
Associate Head Coach	Andy Slaggert (Notre Dame '89)
Volunteer Assistant Coach	Zack Cisek (Michigan State '15)
Coordinator of Hockey Operations	Nick Seirgiej (Wisconsin-River Falls '06)
Athletic Trainer	Kevin Ricks
Equipment Specialist	Ron Grove
Strength and Conditioning Coach	Tony Rolinski
Senior Managers	Emily Hession & Jenna Sobczyk
Administrative Assistant	Sue Halasz
Hockey Office Phone	(574) 631-3630
TEAM INFORMATION	
2016-17 Overall Record	23-12-5
2016-17 Hockey East Record/Finish	12-6-4 (4th)
2016-17 Post Season	Hockey East Quarterfinals NCAA Frozen Four
Letter Winners Returning	21 (12 forwards, 8 defensemen, 1 goaltender)
Letter Winners Lost	5 (2 forwards, 1 defenseman, 2 goaltenders)
Newcomers	7 (4 forwards, 1 defenseman, 2 goaltenders)
2017-18 Captain	Jake Evans
2017-18 Alternate Captains	Luke Ripley, Andrew Oglevie, Jordan Gross
NCAA Appearances	Nine (Last: 2017)
NCAA Frozen Four Appearances	Three (2008, 2011, 2017)
All-Americans	13 players/14 times (Last: Anders Bjork in 2017)
Academic All-Americans	Nine (Last: Peter Schneider in 2015)

## FOR STARTERS

- Former WCHA and CCHA foes, Notre Dame and Michigan State will once again meet as conference opponents this weekend in East Lansing, Michigan.
- The Irish are coming off a weekend home sweep of Minnesota and have won nine games in a row (see winning streak notes below), while the Spartans went 0-1-1 (with a shootout win) at Penn State last weekend.
- Notre Dame is 6-0-0-0 in conference action, making it the first Big Ten team ever to win its first six conference contests of the season.
- The Fighting Irish are the second Big Ten team to go undefeated through six games and the first since Minnesota started 5-0-1-0 in 2013-14 as part of a 10-game unbeaten streak to open conference play (8-0-2-0).
- The Irish have also won 10 of their last 11 games.

## NINE-GAME WINNING STREAK

- Notre Dame is on a nine-game winning streak, which is the longest active winning streak in the country.
- It marks Notre Dame's first winning streak of at least nine games since Feb. 13 - March 21, 2009 when it won 10 straight games.
- The Irish did have a seven-game unbeaten streak last year from Feb. 3-24, 2017 (5-0-2).
- Cale Morris has started each game during the current nine-game winning streak, posting a 1.44 goals-against average and a .960 save percentage to go along with three 1-0 shutout wins.
- Jake Evans (3-10-13), Cal Burke (5-3-8) and Jordan Gross (2-5-7) have led a balanced Irish offensive attack during the win streak.
- Fifteen Irish skaters have totaled at least three points during the winning streak, while 10 players have scored at least two goals.

## AMONG THE NCAA LEADERS

- Jake Evans enters the weekend at the nation's top scorer with 25 points on six goals and 19 assists (which also lead the nation).
- Evans also leads the nation with 229 faceoff wins, 18 even strength points and five games with at least three points.
- Evans' 1.56 points per game average ranks fourth nationally.

MEDIA INFORMATION	
Director of Athletics Communications (Hockey Contact)	Dan Colleran
Office Phone   Cell Phone	574-631-7519   574-339-9810
Email	dcollera@nd.edu
Compton Family Ice Arena Press Box Phone	574-631-4899
Mailing Address	University of Notre Dame 100 Compton Family Ice Arena Notre Dame, IN 44629
Media Availability	Coach Jackson and requested players are generally available once per week and then after a post-game cooling off period. Please contact Dan Colleran with requests or to be added to the email distribution list regarding availability.
Credentials	Please email Dan Colleran with any credential requests at least five days prior to a game. Media will call (at the front entrance) opens one hour before puck drop.
Parking	Parking for games at the Compton Family Ice Arena is on a first come, first served basis but media are encouraged to park at nearby Innovation Park.

No.	Name	Pos.	Ht.	Wt.	Cl.	Hometown/Last Team
1	Dylan St. Cyr	G	5-9	170	Fr.	Northville, MI/USNTDP
2	Tony Bretzman	D	5-11	175	Sr.	Mendota Heights, MN/Langley (BCHL)
3	Jordan Gross	D	5-10	186	Sr.	Maple Grove, MN/Green Bay (USHL)
4	Dennis Gilbert	D	6-2	220	Jr.	Buffalo, NY/Chicago Steel (USHL)
5	Matt Hellickson	D	6-1	182	Fr.	Rogers, MN/Sioux City (USHL)
6	Tory Dello	D	6-0	190	So.	Crystal Lake, IL/Tri-City (USHL)
8	Matt Steeves	F	6-1	201	Fr.	Bedford, NH/Muskegon (USHL)
9	Dawson Cook	F	6-2	213	Sr.	Cadillac, MI/Green Bay (USHL)
11	Cal Burke	F	5-10	184	So.	Boxborough, MA/Cedar Rapids (USHL)
12	Felix Holmberg	F	5-10	175	So.	Stockholm, SWE/AIK J20
13	Colin Theisen	F	6-0	192	Fr.	Monroe, MI/Dubuque Fighting (USHL)
14	Max Eisenmenger	F	6-4	196	Fr.	Münster, GER/ Djurgårdens IF J20
15	Andrew Oglevie	F	5-10	181	Jr.	Fullerton, CA/Cedar Rapids (USHL)
17	Pierce Crawford	F	5-10	188	Fr.	Park Ridge, IL/Youngstown (USHL)
18	Jake Evans	F	6-0	191	Sr.	Toronto, ONT/St. Michael's (USHL)
19	Mike O'Leary	F	6-1	195	So.	Halifax, NS/Dubuque (USHL)
20	Justin Wade	D	6-1	220	Sr.	Aurora, IL/Cedar Rapids (USHL)
21	Joe Wegwerth	F	6-3	230	Jr.	Brewster, NY/Cedar Rapids (USHL)
22	Andrew Peeke	D	6-2	200	So.	Parkland, FL/Green Bay (USHL)
23	Luke Novak	F	6-0	182	So.	Waukesha, WI/New Jersey (USPHL)
24	Luke Ripley	D	6-5	207	Sr.	Kitimat, BC/Powell River (BCHL)
25	Dylan Malmquist	F	5-11	185	Jr.	Edina, MN/Edina HS
26	Cam Morrison	F	6-3	212	So.	Aurora, ONT/Youngstown (USHL)
27	Bobby Nardella	D	5-9	175	Jr.	Rosemont, IL/Tri-City (USHL)
28	Jack Jenkins	F	5-11	192	Jr.	Lake Bluff, IL/Fargo (USHL)
29	Bo Brauer	F	6-3	210	Sr.	Edina, MN/Nanaimo Clippers (BCHL)
32	Cale Morris	G	6-1	190	So.	Larkspur, CO/Waterloo (USHL)
33	Nick Sanford	G	6-1	180	Fr.	Morristown, NJ/Boston (USPHL)

13   Colin Thiesen	Ty-sin
14   Max Eisenmenger	EYES-zen-men-ger
25   Dylan Malmquist	Mallmm-quist
32   Cale Morris	Kale (rhymes with male)

**COACHING STAFF**

Head Coach	Jeff Jackson (Michigan State '78)
Associate Head Coach	Paul Pooley (Ohio State '84)
Associate Head Coach	Andy Slaggert (Notre Dame '89)
Volunteer Assistant Coach	Zack Cisek (Michigan State '15)
Coordinator of Hockey Operations	Nick Seirgiej (Wisconsin-River Falls '06)
Athletic Trainer	Kevin Ricks
Equipment Specialist	Ron Grove
Strength and Conditioning Coach	Tony Rolinski

- Jordan Gross (5-10-15) and Bobby Nardella (4-10-14) rank third and tied for fourth, respectively, in the country in scoring by defensemen (they rank first and second in the Big Ten among defensemen scoring).
- Nardella's nine power-play points (2-7-9) are tied for second among defensemen.
- Gross' 68 shots on goal lead all defensemen and rank second among all skaters, while his 4.25 shots on goal per game average ranks first among defensemen and tied for seventh nationally.
- Cale Morris' .952 save percentage ranks first in the country (minimum 33% team minutes played), while his 11 wins are second nationally.
- With an 11-1-0 record, Morris has the nation's top winning percentage (.917) and his 1.62 goals-against average ranks second.

**STRONG STARTS**

- Notre Dame (12-3-1) has won 12 of its first 16 games for the first time since the 2012-13 season when the Irish got off to a 12-4-0 start (12th win came on Dec. 7, 2012 vs. Michigan State).
- That same season, Notre Dame went 13-4-0 in its first 17 games and 14-4-0 through the first 18 games.
- Last season, Notre Dame's 12th win of the year came in game 20 (Jan. 6, 2017 vs. Michigan Tech).
- On Saturday, Nov. 18, Notre Dame (10-3-1) and Clarkson (10-3-1) became the first two teams in the country to reach 10 wins on the season.
- It marked the first time Notre Dame won 10 of its first 14 games since 2012-13 (10-4-0) with that season's 10th win coming on Nov. 30, 2012.
- This season also marks the earliest the Irish reached 10 wins (based on date) since starting 2007-08 with a 10-4-0 record with that 10th win coming on Nov. 20 (same weekend of the season as Nov. 18 this year).

**MORRIS EARNS BIG FIRST STAR**

- For the third consecutive week, goaltender Cale Morris was named the Big Ten's First Star of the Week the conference announced on Tuesday morning (Nov. 28).
- It marked the first time a player has earned three consecutive First Star honors.
- Morris led the Irish to a weekend sweep over Minnesota, posting a 44-save shutout in the 1-0 game one win (Nov. 24) and then a 40-save showing in game two's 5-2 victory, with Minnesota's two goals coming on the power play.
- For the weekend, Morris posted a 1.00 goals-against average to go along with an im-

**CURRENT IRISH IN THE NHL DRAFT**

	Jake Evans	2014	Seventh Round	207th Overall	Montreal Canadiens	
	Joe Wegwerth	2014	Fourth Round	92th Overall	Florida Panthers	
	Dennis Gilbert	2015	Third Round	91st Overall	Chicago Blackhawks	
	Cam Morrison	2016	Second Round	40th Overall	Colorado Avalanche	
	Andrew Peeke	2016	Second Round	34th Overall	Columbus Blue Jackets	
	Matt Hellickson	2017	Seventh Round	214th Overall	New Jersey Devils	

WHERE THEY'RE FROM	
California (1)	
Andrew Oglevie	Fullerton, California
Colorado (1)	
Cale Morris	Larkspur, Colorado
Florida (1)	
Andrew Peeke	Parkland, Florida
Illinois (5)	
Tory Dello	Crystal Lake, Illinois
Bobby Nardella	Rosemont, Illinois
Jack Jenkins	Lake Bluff, Illinois
Pierce Crawford	Park Ridge, Illinois
Justin Wade	Aurora, Illinois
Massachusetts (1)	
Cal Burke	Boxborough, Massachusetts
Michigan (3)	
Dawson Cook	Cadillac, Michigan
Dylan St. Cyr	Northville, Michigan
Colin Theisen	Monroe, Michigan
Minnesota (5)	
Tony Bretzman	Mendota Heights, Minnesota
Jordan Gross	Maple Grove, Minnesota
Dylan Malmquist	Edina, Minnesota
Bo Brauer	Edina, Minnesota
Matt Hellickson	Rogers, Minnesota
New Hampshire (1)	
Matt Steeves	Bedford, New Hampshire
New Jersey (1)	
Nick Sanford	Morristown, New Jersey
New York (2)	
Dennis Gilbert	Williamsville, New York
Joe Wegwerth	Brewster, New York
Wisconsin (1)	
Luke Novak	Waukesha, Wisconsin
Canada (4)	
Jake Evans	Toronto, Ontario
Cam Morrison	Aurora, Ontario
Mike O'Leary	Halifax, Nova Scotia
Luke Ripley	Kitimat, British Columbia
Sweden (1)	
Felix Holmberg	Stockholm, Sweden
Germany (1)	
Max Eisenmenger	Münster, Germany

pressive .977 save percentage (saved 84 of the 86 shots he faced) against the Gophers.

- It marks the fourth consecutive weekly Big Ten award for Morris, who is now 11-1-0 on the year with a .952 save percentage and a 1.62 goals against average.

### THE SERIES/CONNECTIONS (PG. 8: SERIES G-B-G)

- Former opponents in both the WCHA and the CCHA, Notre Dame and Michigan State will be meeting for the 114th and 115th times overall but for the first time since Jan. 12, 2013
- Michigan State won that most recent game, 4-1 at the Munn Ice Arena, which was the second night of a two-game series (Anders Lee had the lone Irish goal).
- The previous night, then second-ranked Notre Dame won 1-0 on a 30-save shutout by Steven Summerhays to go along with a Robbie Russo goal.
- Notre Dame has won three of the last four meetings between the two teams and the Irish are 11-2-3 in the last 16 meetings - a span that dates back to the 2007-08 season.
- Head Coach Jeff Jackson graduated from Michigan State in 1978 with a degree in communications and he followed by getting an education degree in 1979.
- Jackson is 23-15-8 all-time against the Spartans, including a 5-1 mark in postseason play.
- Jackson coached current Michigan State head coach Danton Cole and current Michigan State assistant coach Chris Luongo during their junior hockey days with the Detroit Falcons and then Jackson also coached Cole during the 1983-84 season with the Fraser Flags of the Great Lakes Junior Hockey League (GLJHL).
- Current Notre Dame volunteer assistant coach Zach Cisek is a 2015 Michigan State graduate and a former Spartan goaltender.
- The current Notre Dame roster features three Michigan natives: Dawson Cook (Cadillac, Michigan), Dylan St. Cyr (Northville, Michigan) and Colin Theisen (Monroe, Michigan).

### MICHIGAN STATE AT A GLANCE

- The Spartans are coming off a road series at Penn State where they dropped game one, 7-2, and then followed with a 2-2 tie in game two (they also took the shootout point in game two).
- Michigan State is 7-6-1 overall, with a 1-4-1-1 record in Big Ten play this season.
- The Spartans opened the season with series splits against Bowling Green and Western Michigan before sweeping Lake Superior State to get off to a 4-2-0 start.
- Aside from last weekend's series at Penn State, Michigan State was swept at Minnesota and split at home against Wisconsin so far in Big Ten play this season.
- Under first year head coach Danton Cole, the Spartans have proven to be tough at home as six of their seven wins have come at the Munn Ice Arena (6-1-0).
- Freshman forward Mitchell Lewandowski paces the offense with a team-high nine goals as well as nine assists for a team-best 18 points.
- Lewandowski leads all freshmen with a 1.29 points per game average.
- Sophomore forward Taro Hirose leads the Spartans with 12 assists and has 17 points as Lewandowski and Hirose rank fourth and fifth, respectively, in overall scoring in the

2017-18 HONORS & AWARDS			
Player	Year	Pos.	Awards
Jake Evans	Sr.	F	<ul style="list-style-type: none"> <li>Senior Class Award Candidate (Nov. 1)</li> <li>Big Ten Second Star of the Week (Oct. 10)</li> <li>Big Ten Third Star of the Week (Oct. 31)</li> <li>2017-18 Big Ten Preseason Watch List (Sept. 18)</li> </ul>
Dennis Gilbert	Jr.	D	<ul style="list-style-type: none"> <li>2017-18 Preseason All-CHN First Team (Sept. 20)</li> </ul>
Jordan Gross	Jr.	D	<ul style="list-style-type: none"> <li>Big Ten Third Star of the Week (Oct. 10)</li> <li>2017-18 Big Ten Preseason Watch List (Sept. 18)</li> <li>2017-18 Preseason All-CHN Second Team (Sept. 20)</li> </ul>
Cale Morris	So.	G	<ul style="list-style-type: none"> <li>Big Ten First Star of the Week (Nov. 14)</li> <li>Big Ten Second Star of the Week (Nov. 7)</li> </ul>

## 2017-18 ROSTER BY SCHOOL AND/OR MAJOR

Marketing (Mendoza College of Business)
Bo Brauer (Sr.)
Dawson Cook (Sr.)
Finance (Mendoza College of Business)
Tony Bretzman (Sr.)
Luke Ripley (Sr.)
Jack Jenkins (Jr.)
Dylan Malmquist (Jr.)
Management Consulting (Mendoza College of Business)
Jake Evans (Sr.)
Jordan Gross (Sr.)
IT Management (Mendoza College of Business)
Justin Wade (Sr.)
Political Science (College of Arts and Letters)
Dennis Gilbert (Jr.)
Bobby Nardella (Jr.)
Andrew Oglevie (Jr.)
Joe Wegwerth (Jr.)
College of Arts and Letters
Tory Dello
Mendoza College of Business
Cal Burke (So.)
Felix Holmberg (So.)
Cale Morris (So.)
Cam Morrison (So.)
Luke Novak (So.)
Michael O'Leary (So.)
Andrew Peeke (So.)
First Year of Studies
Pierce Crawford (Fr.)
Max Eisenmenger (Fr.)
Matt Hellickson (Fr.)
Dylan St. Cyr (Fr.)
Nick Sanford (Fr.)
Matt Steeves (Fr.)
Colin Theisen (Fr.)

Big Ten.

- In net, sophomore John Lethemon has played the majority of the minutes and posted a 7-5-1 record to go along with a 2.36 goals-against average and a .916 save percentage.

### EVANS AND GROSS HIT CENTURY MARK

- With a pair of third period assists against Denver (Oct. 14), senior captain Jake Evans hit the 100-career points plateau.
- Evans became the 52nd player in program history to reach 100-career points and the first since Anders Bjork did so during the 2016-17 season.
- Senior defenseman Jordan Gross then hit the 100-career points milestone in Notre Dame's 5-4 win over Omaha (Oct. 27), becoming the 53rd player in program history with 100 points.
- Gross is just the sixth defenseman in program history to reach the century mark and the first to do so since Bob Thebeau in 1985-86.

### CAREER POINTS BY ND DEFENSEMEN

1. John Schmidt (1978-82), 28-95-123
2. Jeff Brownschidle (1977-81), 29-92-122
3. Jack Brownschidle (1973-77), 31-78-109
- **4. Jordan Gross (2014-), 31-75-106**
5. Bob Thebeau (1982-86), 40-63-103
6. Paul Clarke (1973-77), 38-62-100

### UP NEXT FOR THE IRISH

- Next weekend, the Irish close out their first semester with a road series at Wisconsin (Dec. 8-9).
- Game one of the series will begin at 9:05 p.m. ET (Big Ten Network), while game two will start at 8:05 p.m. ET (Fox Sports Wisconsin Plus).

### EVANS A SENIOR CLASS CANDIDATE

- Senior captain Jake Evans was named one of 20 2017-18 Senior CLASS Award<sup>®</sup> candidates (Nov. 1).
- To be eligible for the award, a student-athlete must be classified as an NCAA Div. I senior and have notable achievements in four areas of excellence: community, classroom, character and competition.
- The 20 candidates will be narrowed to 10 finalists in February, and those 10 names will be placed on the official ballot for a nationwide vote by media, coaches and fans.
- The Senior CLASS Award winner will be announced during the 2018 NCAA Men's Frozen Final Four<sup>®</sup> in April.

### QUICK STRIKE GOALS

- In Notre Dame's 5-4 win over Omaha on Oct. 27, Cam Morrison and Jack Jenkins scored goals just 11 seconds apart in the second period.
- The 11 seconds between goals was just three seconds over the Notre Dame record of eight seconds, set by Erik Condra and Tom Sawatske in the third period of Notre Dame's game at Northern Michigan on Jan. 21, 2006.
- Then in Notre Dame's 3-2 win at Ohio State on Nov. 4, Dylan Malmquist and Jake Evans scored just 34 seconds apart to stake the Irish to a 3-0 lead midway through the second period.
- Evans and Cal Burke scored 47 seconds apart midway through the first period to give the Irish a 2-0 lead in an eventual 4-1 win at RPI (Nov. 17).



## USCHO.com Division I Men's Poll (November 27, 2017)

Rk. Team (1st-place votes)	Record	Points	Last Week <sup>1</sup>
1. Denver (39)	7-3-2	984	1
2. St. Cloud State (9)	9-2-0	946	2
3. Clarkson (1)	12-3-1	862	5
<b>4. Notre Dame (1)</b>	<b>12-3-1</b>	<b>860</b>	<b>4</b>
5. Cornell	9-1-0	793	7
6. North Dakota	8-4-4	714	3
7. Minnesota	9-6-1	676	6
8. Minnesota State	9-5-0	568	8
9. Providence	8-5-1	512	10
10. Western Michigan	9-5-1	501	11
11. Ohio State	8-3-3	465	15
12. Northeastern	7-4-1	425	12
13. New Hampshire	7-4-1	386	13
14. Wisconsin	9-6-2	382	9
15. Boston College	8-5-2	375	14
16. Minnesota Duluth	7-6-2	300	16
17. Colgate	8-4-4	260	18
18. UMass Lowell	8-6-0	142	19
19. Union	8-6-1	130	NR
20. Omaha	6-5-1	65	NR

**Others receiving votes:** Michigan 48, Boston University 22, Niagara 19, Michigan State 14, Canisius 11, Penn State 11, Bemidji State 3, Bowling Green 3, Harvard 3, Holy Cross 3, Miami 3, Colorado College 2, Massachusetts 1.

## USA Today/USA Hockey Magazine Poll (November 27, 2017)

Rk. Team	Points (1st-place votes)	Last Week	Record	In Poll
1. University of Denver	508 (32)	1	7-3-2	10
2. St. Cloud State University	466 (1)	2	9-2-0	10
<b>3. University of Notre Dame</b>	<b>444 (1)</b>	<b>4</b>	<b>12-3-1</b>	<b>10</b>
4. Clarkson University	414	5	12-3-1	8
5. Cornell University	359	7	9-1-0	4
6. University of North Dakota	323	3	8-4-4	10
7. University of Minnesota	304	6	9-6-1	10
8. Western Michigan University	220	9	9-5-1	4
9. Providence College	201	11	8-5-1	10
10. Minnesota State University	184	8	9-5-0	9
11. Northeastern University	159	12	7-4-1	9
12. University of Wisconsin	131	10	9-6-2	10
13. Ohio State University	128	--	8-3-3	1
14. University of New Hampshire	82	14	7-4-1	6
15. University of Minnesota Duluth	52	15	7-6-2	10

**Others Receiving Votes:** Boston College, 49; Union College, 31; Colgate University, 24; UMass Lowell, 1.

## Notre Dame in the Polls

Date	USCHO.com	USAToday
September 25 (Preseason)	8	8
October 2	n/a	8
October 9	4	6
October 16	5	6
October 23	8	t-8
October 30	10	10
November 6	6	6
November 13	4	4
November 20	4	4
November 27	4	3

## OGLEVIE'S BUZZER BEATERS

- Junior forward Andrew Oglevie scored a pair of buzzer-beating goals in Notre Dame's 4-0 win over Alabama Huntsville (Oct. 7).
- Both of Oglevie's goals were scored with under 1.0 second remaining in the first and second periods, respectively.

## LEADERSHIP QUARTET

- Senior Jake Evans will serve as the team captain in 2017-18, while seniors Jordan Gross and Luke Ripley, as well as junior Andrew Oglevie, will serve as alternate captains for the year.
- Evans and Ripley were alternate captains in 2016-17.
- Evans becomes the 13th Canadian-born captain of the Irish and the first since two-year captain Steve Noble (1996-98).

## BRUINS-BLACKHAWKS AT ND STADIUM

- The 2019 Bridgestone NHL Winter Classic® will feature the Chicago Blackhawks® and Boston Bruins® outdoors on Jan. 1, 2019 at Notre Dame Stadium, home of the University of Notre Dame Fighting Irish, the National Hockey League (NHL®) announced on Nov. 18.
- The 2019 Bridgestone NHL Winter Classic® will be broadcast live on NBC, Sportsnet and TVA Sports.
- Additional details including game time, ticket information and other events surrounding the game will be announced in the coming months.

## NOTRE DAME HEADING TO CHICAGO

- Notre Dame and Wisconsin have agreed to play a pair of Big Ten games at the United Center in Chicago, beginning with this season's game on Jan. 21, 2018.
- The game is scheduled to start at 3 p.m. ET/ 2 p.m. CT and will air on NBCSN.
- The teams will also play one of Wisconsin's home games at the United Center in 2018-19.

## YEAR ONE IN THE BIG

- Notre Dame is in the midst of its first season as an affiliate member of the Big Ten Conference in 2017-18.
- Coach Jackson will oversee the Fighting Irish in a third conference, having spent his first eight seasons with the Irish in the CCHA and the previous four seasons in Hockey East.
- Big Ten hockey features seven teams this season and each team will play 24 conference games.
- For all conference games, as well as home non-conference games, the Irish will follow B1G protocol and if the game remains tied after a five-minute overtime, there will be a shootout (three players per team).
- In a league game, the results of the shootout count towards league standings. In non-conference games, the results are for exhibition purposes.
- The 2018 Big Ten Tournament will feature a three-weekend format with all games taking place on the campus of the higher-seeded teams.
- The tournament will open March 2-4 with three best-of-three quarterfinal series, as the second-, third- and fourth-seeded teams will each host a series.
- The top-seeded team will have a bye to the single-elimination semifinals, which are scheduled for Saturday, March 10.
- The highest-seeded team remaining after the semifinals will host a championship game scheduled for Saturday, March 17.

## TELEVISION

- Notre Dame will once again be one of college hockey's most televised teams in 2017-18.
- The NBC Sports Group will televise and/or stream 19 Notre Dame regular-season home games, including NBCSN games against Denver (Oct. 13-14), Penn State (Nov. 11), Minnesota (Nov. 24), Michigan (Jan. 7), Wisconsin (Jan. 21) and Ohio State (Feb. 9).
- It marks the fifth consecutive season of NBC Sports coverage for the Irish.
- Additionally, NBC Sports Chicago Plus will also pick up Notre Dame home games against Alabama Huntsville (Oct. 6-7), Sacred Heart (Oct. 19-20), Nebraska Omaha (Oct. 26-27) and Minnesota (Nov. 25).
- Seven Notre Dame road games will be televised this season, including Notre Dame's first Big Ten conference game at Ohio State on Friday, Nov. 3 (BTN).
- The Big Ten Network will also televise Notre Dame games at Wisconsin (Dec. 8), at Michigan (Jan. 5) and at Penn State (Feb. 2).
- ESPN2 will carry the road game at Minnesota on Friday, Jan. 26.
- Additionally, Fox Sports Wisconsin Plus (at Wisconsin on Dec. 9) and Fox Sports North Plus (at Minnesota on Jan. 27) will also televise Fighting Irish road games.

## BIG TEN PRESEASON COACHES POLL

1. Minnesota
- 2. Notre Dame**
3. Wisconsin
4. Penn State
5. Ohio State
6. Michigan
7. Michigan State

## 2017 FROZEN FOUR RUN

- Notre Dame concluded the 2016-17 season with an appearance in the Frozen Four at the United Center in Chicago (the University of Notre Dame also served as the host institution).
- It marked Notre Dame's third ever Frozen Four appearance as well as the third in a 10-year span (Boston College and North Dakota were the only other teams to make at least three Frozen Fours in that 10-year span).
- The Irish overcame deficits against both No. 1 seed Minnesota and No. 2 seed UMass Lowell to post back-to-back 3-2 victories at the Northeast Regional in Manchester, New Hampshire.
- In the combined 12 regional semifinal and regional games in the NCAA tournament last season, Notre Dame was the only team to trail in the second period or later and post a win - and the Irish did it twice.
- After trailing in the third period of the regional semifinal against UMass Lowell, the Irish tied the game late in the third when Cam Morrison scored on a feed from Anders Bjork.
- Andrew Oglevie then scored the dramatic game winner just 2:44 into the overtime period.
- The win over UMass Lowell was Notre Dame's first overtime win since defeating Miami 3-2 on Dec. 28, 2014, in the first round of the Florida College Hockey Classic in Estero, Florida.
- Notre Dame headed into the NCAA tournament as a No. 4 seed and the Irish were the only team not seeded No. 1 to make it to Chicago.
- Cam Morrison scored the lone goal for the Irish in the Frozen Four contest, with assists from Jordan Gross and Jake Evans.

## IRISH IN THE NHL

- Seven former Notre Dame players made 2017 NHL opening night rosters including, back-to-back defending Stanley Cup Champions Ian Cole and Bryan Rust (Pittsburgh), Anders Bjork (Boston), Stephen Johns (Dallas), Anders Lee (New York Islanders), Kyle Palmieri (New Jersey) and Riley Sheahan (Detroit).
- Bjork became the 17th former Irish player under Jeff Jackson to reach the NHL and the program's 31st overall when Boston opened the season with a home win against Nashville on Oct. 5 (Bjork had an assist in that win).
- Sheahan was traded to Pittsburgh on Oct. 21, where he joins Cole and Rust (at Notre Dame, he played with Cole during the 2009-10 season and with Rust during the 2010-11 and 2011-12 seasons).
- Last season (2016-17), a program-record 10 former Notre Dame hockey players played in the NHL (nine was the previous high in 2011-12).
- The 2016-17 season also included several stretches where eight former Irish players were in the league at the same time, marking the first time in program history eight former players were on active NHL rosters at the same time.
- Prior to Bjork, Robbie Russo (Detroit) and T.J. Tynan (Columbus) were the most recent former Irish players to make their NHL debuts when they both did so on March 7, 2017.
- Also during the 2016-17 season, Rust became the third former Irish player to record an NHL hat trick, joining Palmieri (1) and Dave Poulin (5) and Lee totaled 34 goals to set the record for goals in an NHL season by a former Irish player.
- With Pittsburgh winning the 2017 Stanley Cup, Rust and Cole became the third and fourth former Irish players to win back-to-back Stanley Cup Championships, joining Bill Nyrop (Montreal '76-'77-'78) and Don Jackson (Edmonton '84-'85).

## NOTRE DAME IN THE 2017 NHL DRAFT

- Freshman defenseman Matt Hellickson was chosen in the seventh round (214th overall) by the New Jersey Devils in the June 2017 NHL Draft (United Center).
- Future Irish defenseman and NLI signee Nicky Leivermann was also selected in the seventh round (187th overall) of the 2017 Draft by the Colorado Avalanche.
- Leivermann and Hellickson became the 80th and 81st Irish players selected in the NHL Draft.

## FRESHMAN CLASS [7]

- Defenseman Matt Hellickson, forwards Pierce Crawford, Max Eisenmenger, Matt Steeves and Colin Theisen, as well as goaltenders Nick Sanford and Dylan St. Cyr comprise the seven-member freshman class.



### MICHIGAN STATE (HEADING INTO WEEKEND SERIES)

Series: MSU leads 62-40-11 (113 games)  
 At Notre Dame: ND leads 25-22-7  
 At Michigan State: MSU leads 37-13-4  
 At Neutral Sites: MSU leads 3-2-0  
 Overtime Wins: ND 2, MSU 1  
 One-Goal Wins: MSU 16, ND 14  
 Last Meeting: Jan. 12, 2013 (MSU 4-1)  
 Current Streak: MSU 1 win

#### ALL-TIME SERIES RECORD

Year	Host	Site	Arena	Win	Loss	Tie	Result
1926-27	Michigan State	Lansing, Mich.	University Rink	W			3-1
1970-71	Notre Dame	Notre Dame, Ind.	Joyce Center		L		5-10
	Notre Dame	Notre Dame, Ind.	Joyce Center	W			4-3
	Michigan State	East Lansing, Mich.	Demonstration Hall		L		3-6
	Michigan State	East Lansing, Mich.	Demonstration Hall		L		4-6
1971-72	Michigan State	East Lansing, Mich.	Demonstration Hall		L		2-8
	Michigan State	East Lansing, Mich.	Demonstration Hall		L		1-4
	Notre Dame	Notre Dame, Ind.	Joyce Center		L (OT)		8-9
	Notre Dame	Notre Dame, Ind.	Joyce Center	W			6-2
1972-73	Notre Dame	Notre Dame, Ind.	Joyce Center	W			8-5
	Notre Dame	Notre Dame, Ind.	Joyce Center	W			13-5
	Michigan State	East Lansing, Mich.	Demonstration Hall		L		2-10
	Michigan State	East Lansing, Mich.	Demonstration Hall	W			6-5
1973-74	Michigan State	East Lansing, Mich.	Demonstration Hall		L		5-8
	Michigan State	East Lansing, Mich.	Demonstration Hall		L		5-9
	Notre Dame	Notre Dame, Ind.	Joyce Center	W			8-3
	Notre Dame	Notre Dame, Ind.	Joyce Center		L		2-4
1974-75	Michigan State	East Lansing, Mich.	Munn Ice Arena		L		3-5
	Michigan State	East Lansing, Mich.	Munn Ice Arena			T (OT)	4-4
	Notre Dame	Notre Dame, Ind.	Joyce Center		L		3-7
	Notre Dame	Notre Dame, Ind.	Joyce Center		L		0-7
1975-76	Michigan State	East Lansing, Mich.	Munn Ice Arena		L		2-6
	Michigan State	East Lansing, Mich.	Munn Ice Arena		L		2-3
	Notre Dame	Notre Dame, Ind.	Joyce Center		L		6-7
	Notre Dame	Notre Dame, Ind.	Joyce Center	W			5-2
1976-77	Notre Dame	Notre Dame, Ind.	Joyce Center	W			7-3
	Notre Dame	Notre Dame, Ind.	Joyce Center		L		5-7
	Michigan State	East Lansing, Mich.	Munn Ice Arena	W			5-2
	Michigan State	East Lansing, Mich.	Munn Ice Arena	W			10-3
1977-78	Notre Dame	Notre Dame, Ind.	Joyce Center	W			4-3
	Notre Dame	Notre Dame, Ind.	Joyce Center	W			10-2
	Michigan State	East Lansing, Mich.	Munn Ice Arena	W			2-0
	Michigan State	East Lansing, Mich.	Munn Ice Arena		L		2-3
1978-79	Notre Dame	Notre Dame, Ind.	Joyce Center	W			9-1
	Notre Dame	Notre Dame, Ind.	Joyce Center	W			5-4
	Michigan State	East Lansing, Mich.	Munn Ice Arena	W			3-2
	Michigan State	East Lansing, Mich.	Munn Ice Arena		L		3-6
1979-80	Notre Dame	Notre Dame, Ind.	Joyce Center		L		4-5
	Notre Dame	Notre Dame, Ind.	Joyce Center	W			5-3
	Michigan State	East Lansing, Mich.	Munn Ice Arena		L		6-7
	Michigan State	East Lansing, Mich.	Munn Ice Arena	W			9-5
1980-81	Notre Dame	Notre Dame, Ind.	Joyce Center	W (OT)			4-3
	Notre Dame	Notre Dame, Ind.	Joyce Center		L		0-1
	Michigan State	East Lansing, Mich.	Munn Ice Arena	W			4-2
	Michigan State	East Lansing, Mich.	Munn Ice Arena	W			4-2
1981-82	Michigan State	East Lansing, Mich.	Munn Ice Arena		L		2-4
	Notre Dame	Notre Dame, Ind.	Joyce Center		L		4-8
	Michigan State	East Lansing, Mich.	Munn Ice Arena		L		2-5
	Notre Dame	Notre Dame, Ind.	Joyce Center	W			3-2
		Detroit, Mich.	Joe Louis Arena		L		1-4
1982-83	Michigan State	East Lansing, Mich.	Munn Ice Arena		L		3-6
	Notre Dame	Notre Dame, Ind.	Joyce Center	W			3-2
	Notre Dame	Notre Dame, Ind.	Joyce Center		L		3-7
1992-93	Notre Dame	Notre Dame, Ind.	Joyce Center		L		4-8
	Michigan State	East Lansing, Mich.	Munn Ice Arena		L		1-5
	Michigan State	East Lansing, Mich.	Munn Ice Arena		L		2-5
1993-94	Michigan State	East Lansing, Mich.	Munn Ice Arena		L		0-3
	Notre Dame	Notre Dame, Ind.	Joyce Center			T (OT)	1-1
	Notre Dame	Notre Dame, Ind.	Joyce Center			T (OT)	1-1
1994-95	Michigan State	East Lansing, Mich.	Munn Ice Arena		L		1-4
	Notre Dame	Notre Dame, Ind.	Joyce Center		L		3-8
	Michigan State	East Lansing, Mich.	Munn Ice Arena		L		1-4
1995-96	Michigan State	East Lansing, Mich.	Munn Ice Arena		L		2-6
	Michigan State	East Lansing, Mich.	Munn Ice Arena		L		1-7
	Notre Dame	Notre Dame, Ind.	Joyce Center			T (OT)	4-4
1996-97	Michigan State	East Lansing, Mich.	Munn Ice Arena		L		3-4
	Notre Dame	Notre Dame, Ind.	Joyce Center		L		0-3
	Notre Dame	Notre Dame, Ind.	Joyce Center		L		2-3
1997-98	Notre Dame	Notre Dame, Ind.	Joyce Center		L		1-5
	Michigan State	East Lansing, Mich.	Munn Ice Arena	W			6-1
	Michigan State	East Lansing, Mich.	Munn Ice Arena		L		1-3
1998-99	Notre Dame	Notre Dame, Ind.	Joyce Center			T (OT)	2-2
	Michigan State	East Lansing, Mich.	Munn Ice Arena		L		0-1
	Michigan State	East Lansing, Mich.	Munn Ice Arena		L		1-3

1999-00	Notre Dame	Notre Dame, Ind.	Joyce Center	W			1-0
	Michigan State	East Lansing, Mich.	Munn Ice Arena		L		1-4
	Notre Dame	Notre Dame, Ind.	Joyce Center			T (OT)	2-2
	Michigan State	East Lansing, Mich.	Munn Ice Arena		L		3-5
		Detroit, Mich.	Joe Louis Arena		L		0-4
2000-01	Notre Dame	Notre Dame, Ind.	Joyce Center		L		1-5
	Notre Dame	Notre Dame, Ind.	Joyce Center		L		2-3
2001-02	Michigan State	East Lansing, Mich.	Munn Ice Arena		L		0-2
	Michigan State	East Lansing, Mich.	Munn Ice Arena	W			3-2
2002-03	Notre Dame	Notre Dame, Ind.	Joyce Center		L		1-2
	Notre Dame	Notre Dame, Ind.	Joyce Center			T (OT)	3-3
2003-04	Michigan State	East Lansing, Mich.	Munn Ice Arena		L		1-3
	Michigan State	East Lansing, Mich.	Munn Ice Arena			T (OT)	3-3
2004-05	Notre Dame	Notre Dame, Ind.	Joyce Center	W (OT)			3-2
	Michigan State	East Lansing, Mich.	Munn Ice Arena		L		1-4
	Michigan State	East Lansing, Mich.	Munn Ice Arena		L		2-3
	Notre Dame	Notre Dame, Ind.	Joyce Center		L		1-2
2005-06	Notre Dame	Notre Dame, Ind.	Joyce Center		L		2-3
	Michigan State	East Lansing, Mich.	Munn Ice Arena		L		1-2
2006-07	Notre Dame	Notre Dame, Ind.	Joyce Center	W			4-1
	Michigan State	East Lansing, Mich.	Munn Ice Arena		L		0-2
		Grand Rapids, Mich.	Van Andel Arena		L		1-2
2007-08	Michigan State	East Lansing, Mich.	Munn Ice Arena		L		1-3
	Notre Dame	Notre Dame, Ind.	Joyce Center			T (OT)	1-1
		Colorado Springs, Colo.	World Arena	W			3-1
2008-09	Notre Dame	Notre Dame, Ind.	Joyce Center	W			5-0
	Michigan State	East Lansing, Mich.	Munn Ice Arena	W			2-1
2009-10	Michigan State	East Lansing, Mich.	Munn Ice Arena			T (OT)	1-1
		Ft. Wayne, Ind.	Allen Co. War Memorial Coliseum	W			4-1
	Notre Dame	Notre Dame, Ind.	Joyce Center	W			5-2
	Michigan State	East Lansing, Mich.	Munn Ice Arena			T (OT)	4-4
2010-11	Notre Dame	Notre Dame, Ind.	Joyce Center	W			6-2
	Notre Dame	Notre Dame, Ind.	Joyce Center	W			4-2
2011-12	Notre Dame	Notre Dame, Ind.	Compton Family Ice Arena	W			2-0
	Notre Dame	Notre Dame, Ind.	Compton Family Ice Arena		L		2-4
2012-13	Notre Dame	Notre Dame, Ind.	Compton Family Ice Arena	W			3-2
	Notre Dame	Notre Dame, Ind.	Compton Family Ice Arena	W			5-1
	Michigan State	East Lansing, Mich.	Munn Ice Arena	W			1-0
	Michigan State	East Lansing, Mich.	Munn Ice Arena		L		1-4

#### SERIES SCORING

	Total	Avg.
Notre Dame	355	3.14
Michigan State	410	3.63

#### SERIES RECORDS

ND Most Goals (Game): 13, in 1973 (ND 13-5)  
 Michigan State Most Goals (Game): 10, in 1970 & 1973 (MSU 10-5, MSU 10-2)  
 High-Scoring Game: 18, in 1973 (ND 13-5)  
 Low-Scoring Game: 1, in 1980, 1999 & 2013 (2x; MSU 1-0, 2x; ND 1-0)  
 Longest ND Win Streak: 5 games (1977-78)  
 Longest Michigan State Win Streak: 5 games (1971-72, '75-76, '82-93, '95-96, '00-02, '04-06)  
 Shutouts By: MSU 8, ND 5



**HEAD COACH**  
**JEFF JACKSON**



- The 2017-18 hockey season marks University of Notre Dame hockey coach Jeff Jackson's 13th season behind the Irish bench. The highly regarded Jackson now has over 30 years of coaching experience.
- Notre Dame's Jeff Jackson era began in 2005 when the University searched for a man who could move the program among the elite hockey schools in the country.
- During his now 13-year run, Notre Dame has become one of the nation's top teams, winning the Central Collegiate Hockey Association's (CCHA) regular-season title twice (2006-07 and 2008-09) while earning three Mason Cup championships ('07, '09 and the final one in 2013)
- Since his arrival at Notre Dame, the Irish skaters have accumulated an overall record of 268-167-52, including eight trips to the NCAA Tournament (2006-09, 2010-11, 2012-14 and 2016-17), three Frozen Four appearances (2008, 2011 and 2017) and one national championship berth (2008).
- The 2017-18 season begins Notre Dame's hockey tenure in the Big Ten Conference. Since the introduction of hockey to the Big Ten, Jackson's Irish hold a 4-7-1 record against members of the conference.
- Between 2006-09, the Irish turned in win totals of 32, 27 and 31 for three consecutive seasons of 25 or more wins and three consecutive NCAA tournament appearances, a first in program history.
- Jackson's success on the ice also has had a major impact off the ice for the Irish. With the wins came a commitment from the University that led to the new home of Irish hockey - The Compton Family Ice Arena - one of the finest college hockey facilities in the nation. The new venue opened on Oct. 21, 2011.
- The Irish have seen 34 players selected in the National Hockey League Entry Draft during Jackson's tenure, including three first round selections. Since his arrival on campus, Notre Dame has also seen 21 products from USA Hockey's National Team Development Program reach the Irish ranks.
- Jackson has coached six Irish players to All-America honors - Anders Bjork (2017) Robbie Russo (2015), Anders Lee (2013), Ian Cole (2009), Erik Condra (2009) and David Brown (2007).
- In addition, 16 of his players have gone on to play in the NHL, including most recently Robbie Russo (Detroit) and T.J. Tynan (Columbus), who each made their NHL debuts on March 7, 2017.
- Jackson's Notre Dame teams have played with poise, discipline, team speed and have also featured strong goaltending and excellent special teams play.
- Having led the Lake Superior State Lakers to an NCAA Division I title in 1992 and 1994, Jackson became the first coach to have won the championship prior to joining Notre Dame's hockey staff.
- As a head coach, Jackson has led teams to 14 NCAA Tournament appearances and seven conference championships (1991-93, '95, '07, '09 and '13).

THE JEFF JACKSON FILE   COLLEGIATE HEAD COACHING					
19th year as NCAA Div. I Head Coach					
Alma Mater: Michigan State ('78, '79)					
School	Seasons	Record			Pct.
Lake Superior State	6	182	52	25	.751
Notre Dame	13	280	170	53	.
<b>TOTALS</b>	<b>19</b>	<b>462</b>	<b>222</b>	<b>78</b>	<b>.</b>

THE JEFF JACKSON FILE   ADDITIONAL HEAD COACHING					
Team	Seasons	Record			
USNTDP (USHL)	3	N/A	N/A	N/A	N/A
Guelph (OHL)	2	71	46	16	3

HONORS AND ACCOLADES	
Year	Award
1990-91	CCHA Coach of the Year
2006-07	CCHA Coach of the Year
2006-07	Spencer Penrose Award
2010-11	CCHA Coach of the Year

JACKSON AND THE FROZEN FOUR	
Year	Team
1992	Lake Superior State (NCAA Champion)
1993	Lake Superior State (NCAA Runner-Up)
1994	Lake Superior State (NCAA Champion)
2008	University of Notre Dame (NCAA Runner-Up)
2011	University of Notre Dame (NCAA Semifinalist)
2017	University of Notre Dame (NCAA Semifinalist)

- A 1978 graduate of Michigan State University with a degree in communications, Jackson followed with an education degree from Michigan State in 1979.
- In May 2003, Inside College Hockey ranked Jackson 12th on its list of the 16 greatest college coaches of all-time with only five of the 16 still active.
- He made his NHL debut as an assistant coach with the New York Islanders during the 2003 season in which they earned a spot in the 2004 Stanley Cup playoffs. The following season all games were canceled due to the unresolved 2004-05 NHL lockout, and at the end of the year Jackson left the Islanders to join the Fighting Irish as head coach for the 2005-06 season.
- Jackson is a member of the USA Hockey Coaches Achievement Program, the American Hockey Coaches Association and the National Hockey League Coaches Association.

JEFF JACKSON RECORDS VS. DIVISION I TEAMS				
Team	W	L	T	%
Air Force	1	0	0	1.00
Alabama Huntsville	8	1	0	0.889
Alaska	21	8	1	0.696
Alaska Anchorage	1	0	0	1.00
Arizona State	2	0	0	1.00
Army	1	0	0	1.00
Bemidji State	0	1	0	0.00
Boston College	10	8	0	0.555
Boston University	10	5	1	0.656
Bowling Green	43	9	4	0.804
Brown	0	1	0	0.00
Canisius	1	0	0	1.00
Clarkson	2	3	0	0.40
Colgate	1	0	0	1.00
Colorado College	0	1	0	0.00
Connecticut	4	1	1	0.750
Cornell	2	1	0	0.667
Denver	1	5	3	0.278
Ferris State	29	11	4	0.705
Harvard	1	1	0	0.50
Holy Cross	2	0	0	1.00
Illinois-Chicago	24	2	0	0.923
Kent State	7	0	1	0.938
Lake Superior State	20	4	4	0.786
Laurentian	2	0	0	1.00
Maine	9	4	1	0.679
Massachusetts	8	4	0	0.667
Massachusetts Lowell	4	9	2	0.333
Mercyhurst	1	0	0	1
Merrimack	6	2	1	0.722
Miami	20	16	10	0.694
Michigan	27	26	8	0.508
Michigan State	23	15	8	0.587
Michigan Tech	6	2	1	0.722
Minnesota	8	5	0	
Minnesota-Duluth	6	6	2	0.50
Minnesota State	2	3	0	0.40
Nebraska Omaha	12	3	2	
New Hampshire	6	3	1	0.650
Niagara	2	0	0	1.00
Northeastern	6	10	2	0.389
North Dakota	1	2	2	0.30
Northern Michigan	16	7	3	0.667
Notre Dame	11	2	0	0.846
Ohio State	30	13	7	0.
Penn State	3	2	1	
Princeton	4	1	0	0.80

Providence College	8	3	2	0.692
Rensselaer	5	1	0	
Robert Morris	1	1	0	0.50
Sacred Heart	3	1	0	0.750
St. Cloud State	0	2	0	0.00
St. Lawrence	2	0	1	0.833
Toronto	1	0	0	1.00
Union College	1	1	0	0.50
Vermont	6	2	2	0.70
Western Michigan	30	14	10	0.648
Wisconsin	1	2	0	0.333
York University	1	0	0	1

POST-SEASON RECORD VS. DIVISION I TEAMS			
Team	W	L	%
Alabama Huntsville	1	0	1.00
Alaska	2	2	0.50
Alaska Anchorage	1	0	1.00
Bemidji State	0	1	0.00
Boston College	2	2	0.50
Boston University	3	1	0.750
Bowling Green	4	0	1.00
Clarkson	2	2	0.50
Cornell	1	0	1.00
Denver	0	1	0.00
Ferris State	2	1	0.667
Harvard	1	0	1.00
Illinois-Chicago	6	0	1.00
Lake Superior State	3	1	0.750
Maine	0	1	0.00
Massachusetts	2	1	0.667
Massachusetts Lowell	2	4	0.333
Merrimack	1	0	1.00
Miami	2	2	0.50
Michigan	9	6	0.60
Michigan State	5	1	0.833
Minnesota	2	0	1.00
Minnesota-Duluth	1	1	0.50
Nebraska Omaha	2	0	1.00
New Hampshire	2	0	1.00
Northeastern	1	2	0.333
Northern Michigan	1	1	0.50
Ohio State	7	2	0.778
Providence College	2	0	1.00
St. Cloud State	0	2	0.00
Vermont	0	1	0.00
Western Michigan	3	0	1.00
Wisconsin	1	0	1.00

NOTRE DAME'S 2017-18 RECORD WHEN	
Overall	12-3-1
In Big Ten regular season games	6-0-0
Non-conference games	6-3-1
Home	8-3-1
Road	4-0-0
Neutral	0-0-0
In overtime games	1-0-1
When Notre Dame scores first	11-1-1
When opponents score first	1-2-0
When Notre Dame leads after 1 period	3-1-0
When Notre Dame trails after 1 period	2-2-0
When score is tied after 1 period	7-0-1
When Notre Dame leads after 2 periods	9-1-0
When Notre Dame trails after 2 periods	0-2-0
When score is tied after 2 periods	3-0-1
When Notre Dame trails at any point in the third period	0-3-1
When Notre Dame outshoots opponent	4-1-0
When opponent outshoots Notre Dame	8-2-1
When shots are even	0-0-0
In Game 1 of weekend series	5-2-1
In Game 2 of weekend series	7-1-0
In Game 1 of Big Ten weekend series	3-0-0
In Game 2 of Big Ten weekend series	3-0-0
In one-goal games	5-0-0
In two-goal games	3-3-0
When scoring 0-1 goals	3-0-0
When scoring two or more goals	9-3-1
When scoring three or more goals	9-2-0

When scoring four or more goals	7-2-0
When scoring five or more goals	4-0-0
<b>Against Ranked Opponents</b>	
vs. #1/1 Denver	0-1-1
vs. #6/6 Minnesota	2-0-0
at #16/RV Ohio State	2-0-0
vs. #19/RV Penn State	2-0-0
<b>Month-By-Month</b>	
Notre Dame in October	4-3-1
Notre Dame in November	8-0-0
Notre Dame in December	
Notre Dame in January	
Notre Dame in February	
Notre Dame in March	
<b>Vs. Conferences</b>	
Atlantic Hockey	1-1-0
Big Ten	6-0-0
ECAC	2-0-0
NCHC	1-2-1
WCHA	2-0-0

## THE LAST TIME...

TEAM	
Notre Dame won in overtime	November, 18 2017 at RPI (1-0)
Notre Dame lost in overtime	October 22, 2016 vs. Penn State (2-3)
Notre Dame tied in overtime	October 13, 2017 vs. Denver (2-2)
Notre Dame scored 10 or more goals in a game	December 29, 2010 vs. Canisius (10-2)
Notre Dame allowed 10 or more goals in a game	March 12, 2005 at Michigan (10-1)
Notre Dame had a home shutout	November 24, 2017 vs. Minnesota (Cale Morris, 44 saves)
Notre Dame had a road shutout	November 18, 2017 at RPI (Cale Morris, 25 saves)
Notre Dame had a neutral site shutout	October 13, 2012 vs. Maine (Steven Summerhays, 22 saves)
Notre Dame was shutout at home	November 26, 2016 vs. Clarkson (Jake Keilley 35 saves)
Notre Dame was shutout on the road	November 13, 2016 at Northeastern (Jake Theut, 22 saves, two periods of play) November 7, 2014 at Minnesota (Adam Wilcox, 20 saves)
Notre Dame won 1-0	November 24, 2017 vs. Minnesota (Cale Morris, 44 saves)
Notre Dame had 40 or more shots in a game	October 20, 2017 vs. Sacred Heart (43 shots)
Notre Dame had 50 or more shots in a game	October 7, 2016 vs. Arizona State (51 shots)
Notre Dame surrendered 40 or more shots in a game	November 25, 2017 vs. Minnesota (40 shots)
Notre Dame surrendered 50 or more shots in a game	January 1, 2016 at Denver (50 shots)
Notre Dame had three PP goals in a game	October 25, 2014 vs. Niagara (7-0 win)
Notre Dame had four PP goals in a game	October 20, 2013 vs. Michigan Tech (7-3 win)
Notre Dame had six PP goals in a game	October 7, 2016 vs. Arizona State (9-2 win) February 13, 2009 vs. Northern Michigan (9-5 win)
Notre Dame had one short-handed goal	October 6, 2017 vs. Alabama Huntsville (Jake Evans, 5-3 win)
Notre Dame had two short-handed goals	January 7, 2011 at Northern Michigan (8-1 win) November 20, 2010 vs. Michigan State (4-2 win)
Notre Dame surrendered five PP goals	December 4, 2004 vs. Michigan (8-0 loss)
Notre Dame surrendered four PP goals	February 1, 2013 at Ohio State (6-3 loss)
Notre Dame surrendered three PP goals	December 2, 2016 at UMass (5-4 loss)
Notre Dame surrendered two short-handed goals	February 8, 2013 vs. Michigan (7-4 win)
Notre Dame played a #1 ranked team	October 14, 2017 vs. Denver (L, 4-2)
Notre Dame tied a #1 ranked team	October 13 2017 vs. Denver (T, 2-2 in OT)
Notre Dame defeated a #1 ranked team	March 1, 2014 at Boston College (W, 2-1 in OT)
Notre Dame defeated a #1 ranked team at home	November 8, 2013 vs. Minnesota (W, 4-1)
Notre Dame swept a series versus a top-10 opponent	November 24-25, 2017 vs. #6/6 Minnesota (1-0 & 5-2)
Notre Dame erased a two-goal deficit to win or tie	March 25, 2017 vs. Minnesota in the NCAA Northeast Regional Semifinal (W, 3-2)
Notre Dame erased a two-goal, third period deficit to win or tie	February 3, 2017 vs. Vermont (T, 4-4)
	December 10, 2015 at Boston College (W, 4-3)
Had at least eight penalty kills	November 17, 2017 at RPI (ND 8-for-8 on the PK)

INDIVIDUAL	
Notre Dame player scored a hat trick	October 16, 2015 - Steven Fogarty at Penn State
Notre Dame defenseman scored a hat trick	January 18, 2015 - Robbie Russo at UConn
Notre Dame player scored four goals	October 19, 1995 - Brian Urick at Alaska Fairbanks
Notre Dame player scored five goals	December 29, 1971 - Ian Williams at Dartmouth
Notre Dame player had three assists	November 25, 2017 - Cam Morrison vs. Minnesota (0-3-3)
Notre Dame player had four assists	October 26, 2017 - Jake Evans vs. Omaha (0-4-4)
Notre Dame player had five assists	October 21, 1994 - Jamie Ling vs. Waterloo (2-5-7)
Notre Dame player had four points	October 26, 2017 - Jake Evans vs. Omaha (0-4-4)
Notre Dame player had five points	February 13, 2009 - Erik Condra at Northern Michigan (2-3-5)
Notre Dame player had six points	October 21, 1994 - Jamie Ling vs. Waterloo (2-5-7)
Notre Dame player had seven points	October 21, 1994 - Jamie Ling vs. Waterloo (2-5-7)
Notre Dame goalie made 35+ saves	Nov. 25, 2017 - Cale Morris vs. Minnesota, 40 saves (5-2 win)
Notre Dame goalie made 40+ saves	Nov. 24, 2017 - Cale Morris vs. Minnesota, 40 saves (5-2 win)
Notre Dame goalie made 50+ saves	March 6, 2015 - Cal Petersen vs. UMass, 87 saves (4-3 loss)
Opposing player scored a hat trick	October 19, 2017 - Vito Bavaro of Sacred Heart
Opposing player scored four goals	March 12, 1994 - Colin Ward of Western Michigan
Opposing player scored five goals	November 10, 1973 - Tom Ross of Michigan State
Opposing player had four assists	December 2, 2011 - Ludwig Karlsson of Northeastern (0-4-4)
Opposing player had five assists	January 20, 1996 - Kevin Hilton of Michigan (0-5-5)
Opposing player had four points	March 12, 2016 - Kevin Roy of Northeastern (2-2-4)
Opposing player had five points	January 27, 2001 - Jeff Hamilton of Yale (2-3-5)
Opposing player had six points	January 11, 1994 - John Gruden of Ferris State (4-3-7)
Opposing player had seven points	January 11, 1994 - John Gruden of Ferris State (4-3-7)
Opposing goalie made 35+ saves	October 6, 2017 - Jordan Uhelski of Alabama Huntsville, 40 saves (5-3 ND win)
Opposing goalie made 40+ saves	October 20, 2017 - Nathan Perry of Sacred Heart, 40 saves (3-1 ND win)
Opposing goalie made 50+ saves	March 6, 2015 - Steve Mastalerz of UMass, 75 saves (4-3 ND loss)
Notre Dame had a penalty shot	January 21, 2017 - Joe Wegwerth (saved vs. New Hampshire)
Notre Dame scored on a penalty shot	December 6, 2013 - Jeff Costello (vs. UMass) March 16, 2013 - Bryan Rust (vs. Bowling Green)
Opponent had a penalty shot	March 10, 2017 - Shane Kavanagh, Providence (vs. Cal Petersen, missed wide, 5-0 ND win) January 29, 2016 - Colin White, Boston College (saved by Cal Petersen, 4-0 ND loss) January 22, 2016 - Ara Nazarian, New Hampshire (scored on Cal Petersen, 5-1 ND win) December 10, 2015 - Colin White, Boston College (saved by Cal Petersen, 4-3 ND win)

## 2017-18 COMBINED STATS

Date	Opponent	Score	Att.	Record:	Overall	Home	Away	Neutral	
Oct 06	ALABAMA HUNTSVILLE	w	5-3	3885	ALL GAMES	12-3-1	8-3-1	4-0-0	0-0-0
Oct 07	ALABAMA HUNTSVILLE	w	4-0	3412	CONFERENCE	6-0-0	4-0-0	2-0-0	0-0-0
Oct 13	#1 DENVER	Tot	2-2	4478	NON-CONFERENCE	6-3-1	4-3-1	2-0-0	0-0-0
Oct 14	#1 DENVER	L	2-4	4075					
Oct 19	SACRED HEART	L	4-6	3340					
Oct 20	SACRED HEART	w	3-1	4007					
Oct 26	OMAHA	L	4-6	3834					
Oct 27	OMAHA	w	5-4	4743					
* Nov 03	at #16 Ohio State	w	4-1	6749					
* Nov 04	at #16 Ohio State	w	3-2	5900					
* Nov 10	#19 PENN STATE	w	5-3	4574					
* Nov 11	#19 PENN STATE	w	1-0	4160					
Nov 17	at Rensselaer	w	4-1	2866					
Nov 18	at Rensselaer	Wot	1-0	3030					
* Nov 24	#6 MINNESOTA	w	1-0	4931					
* Nov 25	#6 MINNESOTA	w	5-2	4383					

TEAM STATISTICS		ND	OPP
<b>SHOT STATISTICS</b>			
Goals-Shot attempts		53-489	35-555
Shot pct.		.108	.063
Goals/Game		3.3	2.2
Shots/Game		30.6	34.7
<b>POWER PLAYS</b>			
Goals-Power Plays		11-52	7-59
Conversion Percent		.212	.119
Shot Attempts		78	110
Shot Percent		.141	.064
<b>GOAL BREAKDOWN</b>			
Power Play		11	7
Short-handed		2	0
Empty net		4	3
Penalty		0	0
Unassisted		1	2
Overtime		1	0
Shootout		0	0
Delayed Penalty		0	0
<b>PENALTIES</b>			
Number		70	64
Minutes		162	139
Penalties/Game		4.4	4.0
Pen minutes/Game		10.1	8.7
SHOOTOUTS (Made-Att)		1-4	2-4

#	Player	gp	g	a	pts	sh	sh%	pen-min	pp	sh
18	Jake Evans	16	6	19	25	38	.158	3-6	1	1
3	Jordan Gross	16	5	10	15	68	.074	4-8	2	1
27	Bobby Nardella	16	4	10	14	21	.190	6-12	2	0
15	Andrew Oglevie	12	6	6	12	45	.133	1-2	4	0
13	Colin Theisen	16	4	7	11	30	.133	6-12	1	0
11	Cal Burke	15	7	3	10	37	.189	2-15	0	0
26	Cam Morrison	16	4	6	10	26	.154	2-4	0	0
22	Andrew Peeke	16	1	7	8	21	.048	3-6	0	0
28	Jack Jenkins	16	2	4	6	31	.065	0-0	0	0
5	Matt Hellickson	16	0	6	6	16	.000	4-8	0	0
9	Dawson Cook	14	3	2	5	14	.214	4-8	0	0
29	Bo Brauer	13	2	3	5	15	.133	2-4	0	0
21	Joe Wegwerth	8	3	1	4	23	.130	1-2	1	0
4	Dennis Gilbert	15	1	3	4	23	.043	2-4	0	0
19	Mike O'Leary	16	1	3	4	23	.043	5-10	0	0
25	Dylan Malmquist	10	2	1	3	11	.182	2-4	0	0
6	Tory Dello	15	1	1	2	15	.067	3-6	0	0
20	Justin Wade	13	0	2	2	11	.000	10-31	0	0
8	Matt Steeves	8	1	0	1	8	.125	4-8	0	0
14	Max Eisenmenger	5	0	1	1	2	.000	1-2	0	0
32	Cale Morris	13	0	1	1	0	.000	1-2	0	0
23	Luke Novak	4	0	1	1	7	.000	1-2	0	0
17	Pierce Crawford	6	0	0	0	2	.000	2-4	0	0
12	Felix Holmberg	4	0	0	0	2	.000	0-0	0	0
24	Luke Ripley	2	0	0	0	0	.000	0-0	0	0
TM	TEAM	3	0	0	0	0	.000	1-2	0	0
Total		16	53	97	150	489	.108	70-162	11	2
Opponents		16	35	56	91	555	.063	64-139	7	0

#	Goalie	gp	min	ga	gaavg	saves	save%	w-l-t
32	Cale Morris	13	738:48	20	1.62	393	.952	11-1-0
1	Dylan St. Cyr	4	223:45	12	3.22	127	.914	1-2-1
TM	EMPTY NET	3	2:40	3	-	0	.000	0-0-0
Total		16	965:13	35	2.18	520	.937	12-3-1
Opponents		16	965:13	53	3.29	436	.892	3-12-1

Attendance Summary	ND	Opponent
Total	49822	18545
Dates/Avg Per Date	12/4152	4/4636
Neutral Site #/Avg	0/0	

Goals by Period	1st	2nd	3rd	OT	Total
Notre Dame	9	24	19	1	53
Opponents	10	11	14	0	35

Saves by Period	1st	2nd	3rd	OT	Total
Notre Dame	182	153	183	2	520
Opponents	137	166	125	8	436

# 2017-18 INDIVIDUAL STATS

Overall: 12-3-1 Conf: 6-0-0 Home: 8-3-1 Away: 4-0-0 Neut: 0-0-0

##	Player	gp	Shots					+-	Penalties				Goals								blk		
			g	a	pts	sh	sh%		pen-min	min	maj	oth	pp	sh	fg	gw	gt	ot	ht	pn		ua	
18	Jake Evans	16	6	19	25	38	.158	+14	3-6	3	0	0	1	1	2	3	0	0	0	0	0	0	7
3	Jordan Gross	16	5	10	15	68	.074	+7	4-8	4	0	0	2	1	0	1	0	0	0	0	0	0	22
27	Bobby Nardella	16	4	10	14	21	.190	+1	6-12	6	0	0	2	0	1	0	0	0	0	0	0	0	11
15	Andrew Oglevie	12	6	6	12	45	.133	-1	1-2	1	0	0	4	0	2	2	1	0	0	0	0	0	0
13	Colin Theisen	16	4	7	11	30	.133	+9	6-12	6	0	0	1	0	1	0	0	0	0	0	0	1	10
11	Cal Burke	15	7	3	10	37	.189	+4	2-15	0	1	1	0	0	4	1	0	0	0	0	0	0	7
26	Cam Morrison	16	4	6	10	26	.154	-1	2-4	2	0	0	0	0	1	1	0	1	0	0	0	0	2
22	Andrew Peeke	16	1	7	8	21	.048	+8	3-6	3	0	0	0	0	0	0	0	0	0	0	0	0	35
28	Jack Jenkins	16	2	4	6	31	.065	+1	0-0	0	0	0	0	0	0	0	0	0	0	0	0	0	13
5	Matt Hellickson	16	0	6	6	16	.000	+6	4-8	4	0	0	0	0	0	0	0	0	0	0	0	0	12
9	Dawson Cook	14	3	2	5	14	.214	+2	4-8	4	0	0	0	0	0	2	0	0	0	0	0	0	7
29	Bo Brauer	13	2	3	5	15	.133	+5	2-4	2	0	0	0	0	1	1	0	0	0	0	0	0	4
21	Joe Wegwerth	8	3	1	4	23	.130	0	1-2	1	0	0	1	0	1	0	0	0	0	0	0	0	3
4	Dennis Gilbert	15	1	3	4	23	.043	+8	2-4	2	0	0	0	0	0	0	0	0	0	0	0	0	29
19	Mike O'Leary	16	1	3	4	23	.043	+2	5-10	5	0	0	0	0	0	0	0	0	0	0	0	0	4
25	Dylan Malmquist	10	2	1	3	11	.182	+1	2-4	2	0	0	0	0	0	1	0	0	0	0	0	0	3
6	Tory Dello	15	1	1	2	15	.067	+4	3-6	3	0	0	0	0	0	0	0	0	0	0	0	0	21
20	Justin Wade	13	0	2	2	11	.000	-4	10-31	8	1	1	0	0	0	0	0	0	0	0	0	0	17
8	Matt Steeves	8	1	0	1	8	.125	0	4-8	4	0	0	0	0	0	0	0	0	0	0	0	0	2
14	Max Eisenmenger	5	0	1	1	2	.000	0	1-2	1	0	0	0	0	0	0	0	0	0	0	0	0	0
32	Cale Morris	13	0	1	1	0	.000	0	1-2	1	0	0	0	0	0	0	0	0	0	0	0	0	0
23	Luke Novak	4	0	1	1	7	.000	0	1-2	1	0	0	0	0	0	0	0	0	0	0	0	0	2
17	Pierce Crawford	6	0	0	0	2	.000	0	2-4	2	0	0	0	0	0	0	0	0	0	0	0	0	3
12	Felix Holmberg	4	0	0	0	2	.000	-2	0-0	0	0	0	0	0	0	0	0	0	0	0	0	0	1
24	Luke Ripley	2	0	0	0	0	.000	0	0-0	0	0	0	0	0	0	0	0	0	0	0	0	0	0
TM	TEAM	3	0	0	0	0	.000	0	1-2	1	0	0	0	0	0	0	0	0	0	0	0	0	16
Total		16	53	97	150	489	.108	+64	70-162	66	2	2	11	2	13	12	1	1	0	0	1	231	
Opponents		16	35	56	91	555	.063	-	64-139	62	1	1	7	0	3	3	0	0	1	0	2	237	

##	Goalie	gp-gs	Goal average			Saves		Record				Goals allowed				
			minutes	ga	avg	saves	pct	w	l	t	sho	pp	sh	en	pen	sog
32	Cale Morris	13-12	738:48	20	1.62	393	.952	11	1	0	3	6	0	0	0	0
1	Dylan St. Cyr	4-4	223:45	12	3.22	127	.914	1	2	1	1	1	0	0	0	0
TM	EMPTY NET	3-0	2:40	3	-	0	.000	0	0	0	0	0	0	3	0	0
Total		16-0	965:13	35	2.18	520	.937	12	3	1	4	7	0	3	0	0
Opponents		16-0	965:13	53	3.29	436	.892	3	12	1	0	11	2	4	0	0

## 2017-18 LEADERS

##	Points	GP	G	A	Pts	Sh
18	Jake Evans	16	6	19	25	38
3	Jordan Gross	16	5	10	15	68
27	Bobby Nardella	16	4	10	14	21
15	Andrew Oglevie	12	6	6	12	45
13	Colin Theisen	16	4	7	11	30
11	Cal Burke	15	7	3	10	37
26	Cam Morrison	16	4	6	10	26
22	Andrew Peeke	16	1	7	8	21
28	Jack Jenkins	16	2	4	6	31
5	Matt Hellickson	16	0	6	6	16

##	Goals	GP	G	A	Pts	Sh
11	Cal Burke	15	7	3	10	37
18	Jake Evans	16	6	19	25	38
15	Andrew Oglevie	12	6	6	12	45
3	Jordan Gross	16	5	10	15	68
27	Bobby Nardella	16	4	10	14	21
13	Colin Theisen	16	4	7	11	30
26	Cam Morrison	16	4	6	10	26
9	Dawson Cook	14	3	2	5	14
21	Joe Wegwerth	8	3	1	4	23
28	Jack Jenkins	16	2	4	6	31

##	Power-Play Goals	GP	PPG
15	Andrew Oglevie	12	4
27	Bobby Nardella	16	2
3	Jordan Gross	16	2

##	Short-Handed Goals	GP	SHG
18	Jake Evans	16	1
3	Jordan Gross	16	1

##	Game-Winning Goals	GP	GWG
18	Jake Evans	16	3
9	Dawson Cook	14	2
15	Andrew Oglevie	12	2

##	Plus/Minus	GP	+/-
18	Jake Evans	16	+14
13	Colin Theisen	16	+9
4	Dennis Gilbert	15	+8
22	Andrew Peeke	16	+8
3	Jordan Gross	16	+7
5	Matt Hellickson	16	+6
29	Bo Brauer	13	+5
11	Cal Burke	15	+4
6	Tory Dello	15	+4
19	Mike O'Leary	16	+2

##	Assists	GP	G	A	Pts	Sh
18	Jake Evans	16	6	19	25	38
3	Jordan Gross	16	5	10	15	68
27	Bobby Nardella	16	4	10	14	21
13	Colin Theisen	16	4	7	11	30
22	Andrew Peeke	16	1	7	8	21
15	Andrew Oglevie	12	6	6	12	45
26	Cam Morrison	16	4	6	10	26
5	Matt Hellickson	16	0	6	6	16
28	Jack Jenkins	16	2	4	6	31
11	Cal Burke	15	7	3	10	37

##	Shots	GP	G	A	Pts	Sh	Sh%
3	Jordan Gross	16	5	10	15	68	.074
15	Andrew Oglevie	12	6	6	12	45	.133
18	Jake Evans	16	6	19	25	38	.158
11	Cal Burke	15	7	3	10	37	.189
28	Jack Jenkins	16	2	4	6	31	.065
13	Colin Theisen	16	4	7	11	30	.133
26	Cam Morrison	16	4	6	10	26	.154
4	Dennis Gilbert	15	1	3	4	23	.043
19	Mike O'Leary	16	1	3	4	23	.043
21	Joe Wegwerth	8	3	1	4	23	.130

##	Shot Pct.	GP	G	A	Pts	Sh	Sh%
9	Dawson Cook	14	3	2	5	14	.214
27	Bobby Nardella	16	4	10	14	21	.190
11	Cal Burke	15	7	3	10	37	.189
25	Dylan Malmquist	10	2	1	3	11	.182
18	Jake Evans	16	6	19	25	38	.158
26	Cam Morrison	16	4	6	10	26	.154
13	Colin Theisen	16	4	7	11	30	.133
15	Andrew Oglevie	12	6	6	12	45	.133
29	Bo Brauer	13	2	3	5	15	.133
21	Joe Wegwerth	8	3	1	4	23	.130

##	Penalties	GP	Pen	Min
20	Justin Wade	13	10	31
13	Colin Theisen	16	6	12
27	Bobby Nardella	16	6	12
19	Mike O'Leary	16	5	10
8	Matt Steeves	8	4	8
3	Jordan Gross	16	4	8
5	Matt Hellickson	16	4	8
9	Dawson Cook	14	4	8
6	Tory Dello	15	3	6
18	Jake Evans	16	3	6

##	Penalty Minutes	GP	Pen	Min
20	Justin Wade	13	10	31
11	Cal Burke	15	2	15
27	Bobby Nardella	16	6	12
13	Colin Theisen	16	6	12
19	Mike O'Leary	16	5	10
5	Matt Hellickson	16	4	8
9	Dawson Cook	14	4	8
3	Jordan Gross	16	4	8
8	Matt Steeves	8	4	8
22	Andrew Peeke	16	3	6



**2017-18 RESULTS**

Date	Opponent	Score	Shots	Overall	Conf	Time	Att.	Goalie of record
Oct 06	ALABAMA HUNTSVILLE	W 5-3	40/28	1-0-0	0-0-0	2:20	3885	Cale Morris
Oct 07	ALABAMA HUNTSVILLE	W 4-0	31/34	2-0-0	0-0-0	2:12	3412	Dylan St. Cyr
Oct 13	#1 DENVER	Tot 2-2	29/48	2-0-1	0-0-0	2:35	4478	Dylan St. Cyr
Oct 14	#1 DENVER	L 2-4	33/34	2-1-1	0-0-0	2:28	4075	Cale Morris
Oct 19	SACRED HEART	L 4-6	33/28	2-2-1	0-0-0	2:13	3340	Dylan St. Cyr
Oct 20	SACRED HEART	W 3-1	43/25	3-2-1	0-0-0	2:21	4007	Cale Morris
Oct 26	OMAHA	L 4-6	35/36	3-3-1	0-0-0	2:20	3834	Dylan St. Cyr
Oct 27	OMAHA	W 5-4	35/31	4-3-1	0-0-0	2:25	4743	Cale Morris
* Nov 03	at #16 Ohio State	W 4-1	18/24	5-3-1	1-0-0	2:08	6749	Cale Morris
* Nov 04	at #16 Ohio State	W 3-2	23/41	6-3-1	2-0-0	2:23	5900	Cale Morris
* Nov 10	#19 PENN STATE	W 5-3	19/43	7-3-1	3-0-0	2:20	4574	Cale Morris
* Nov 11	#19 PENN STATE	W 1-0	27/33	8-3-1	4-0-0	2:12	4160	Cale Morris
Nov 17	at Rensselaer	W 4-1	31/39	9-3-1	4-0-0	2:22	2866	Cale Morris
Nov 18	at Rensselaer	Wot 1-0	34/25	10-3-1	4-0-0	2:20	3030	Cale Morris
* Nov 24	#6 MINNESOTA	W 1-0	23/44	11-3-1	5-0-0	2:17	4931	Cale Morris
* Nov 25	#6 MINNESOTA	W 5-2	35/42	12-3-1	6-0-0	2:22	4383	Cale Morris

Team Record	W-L-T	Attendance	Dates	Total	Avg.
Overall:	12-3-1	Total:	16	68367	4273
Conference:	6-0-0	Home:	12	49822	4152
Home:	8-3-1	Away:	4	18545	4636
Away:	4-0-0	Neutral:	0	0	0
Neutral:	0-0-0				
Overtime:	1-0-1				

## 2017-18 G-A-P Game-by-Game

Opponent	Date	Score	1 CYR,DYLAN S	3 GROSS,JORD	4 GILBERT,DEN	5 HELLICKSON,	6 DELLO,TORY	8 STEEVES,MA	9 COOK,DAWS	11 BURKE,CAL	12 HOLMBERG,F	13 THEISEN,COL	14 EISENMENGE
UAH	Oct 06	5-3 W	DNP	0-3-3	1-0-1	0-1-1	0-0-0	DNP	0-0-0	0-0-0	0-0-0	1-0-1	0-1-1
UAH	Oct 07	4-0 W	0-0-0	1-0-1	0-0-0	0-1-1	DNP	1-0-1	0-0-0	0-0-0	DNP	0-1-1	0-0-0
DEN	Oct 13	2-2 t	0-0-0	0-1-1	0-0-0	0-0-0	0-0-0	DNP	DNP	0-0-0	0-0-0	0-0-0	0-0-0
DEN	Oct 14	2-4 L	DNP	1-0-1	0-0-0	0-0-0	0-0-0	DNP	DNP	0-0-0	0-0-0	0-0-0	0-0-0
SHU	Oct 19	4-6 L	0-0-0	0-0-0	0-0-0	0-0-0	0-0-0	0-0-0	1-0-1	1-0-1	DNP	0-1-1	0-0-0
SHU	Oct 20	3-1 W	DNP	0-1-1	DNP	0-0-0	0-0-0	DNP	1-0-1	0-0-0	DNP	0-1-1	DNP
OMAHA	Oct 26	4-6 L	0-0-0	1-0-1	0-0-0	0-1-1	0-0-0	0-0-0	0-0-0	1-0-1	DNP	0-1-1	DNP
OMAHA	Oct 27	5-4 W	DNP	1-2-3	0-0-0	0-0-0	0-0-0	0-0-0	0-1-1	0-2-2	0-0-0	2-0-2	DNP
at OSU	Nov 03	4-1 W	DNP	0-1-1	0-0-0	0-1-1	0-0-0	0-0-0	0-0-0	1-1-2	DNP	1-1-2	DNP
at OSU	Nov 04	3-2 W	DNP	0-0-0	0-0-0	0-0-0	0-0-0	0-0-0	0-0-0	1-0-1	DNP	0-0-0	DNP
PSU	Nov 10	5-3 W	DNP	0-0-0	0-1-1	0-1-1	0-1-1	DNP	1-1-2	0-0-0	DNP	0-0-0	DNP
PSU	Nov 11	1-0 W	DNP	0-0-0	0-1-1	0-0-0	0-0-0	0-0-0	0-0-0	0-0-0	DNP	0-0-0	DNP
at RPI	Nov 17	4-1 W	DNP	1-0-1	0-0-0	0-1-1	0-0-0	0-0-0	0-0-0	1-0-1	DNP	0-1-1	DNP
at RPI	Nov 18	1-0 W	DNP	0-0-0	0-0-0	0-0-0	0-0-0	DNP	0-0-0	DNP	DNP	0-0-0	DNP
MINN	Nov 24	1-0 W	DNP	0-1-1	0-0-0	0-0-0	0-0-0	DNP	0-0-0	0-0-0	DNP	0-0-0	DNP
MINN	Nov 25	5-2 W	DNP	0-1-1	0-1-1	0-0-0	1-0-1	DNP	0-0-0	2-0-2	DNP	0-1-1	DNP

Opponent	Date	Score	15 OGLEVIE,AND	17 CRAWFORD,P	18 EVANS,JAKE	19 O'LEARY,MIK	20 WADE,JUSTIN	21 WEGWERTH,J	22 PEEK,ANDR	23 NOVAK,LUKE	24 RIPLEY,LUKE	25 MALMQUIST,	26 MORRISON,C
UAH	Oct 06	5-3 W	0-2-2	DNP	2-1-3	0-0-0	DNP	0-0-0	0-0-0	DNP	0-0-0	DNP	0-1-1
UAH	Oct 07	4-0 W	2-0-2	DNP	0-2-2	0-0-0	0-0-0	0-1-1	0-0-0	DNP	DNP	DNP	0-0-0
DEN	Oct 13	2-2 t	1-0-1	DNP	1-0-1	0-0-0	0-1-1	0-0-0	0-0-0	DNP	DNP	DNP	0-1-1
DEN	Oct 14	2-4 L	0-1-1	DNP	0-2-2	0-0-0	0-0-0	0-0-0	0-0-0	DNP	DNP	DNP	1-0-1
SHU	Oct 19	4-6 L	1-0-1	DNP	0-0-0	0-1-1	0-1-1	1-0-1	0-1-1	DNP	DNP	DNP	0-1-1
SHU	Oct 20	3-1 W	0-0-0	DNP	0-0-0	0-0-0	0-0-0	2-0-2	0-2-2	0-0-0	0-0-0	DNP	0-0-0
OMAHA	Oct 26	4-6 L	DNP	DNP	0-4-4	0-0-0	0-0-0	DNP	1-0-1	0-1-1	DNP	0-0-0	0-0-0
OMAHA	Oct 27	5-4 W	DNP	DNP	0-3-3	0-0-0	0-0-0	DNP	0-0-0	0-0-0	DNP	0-0-0	1-0-1
at OSU	Nov 03	4-1 W	DNP	0-0-0	0-0-0	0-0-0	0-0-0	DNP	0-1-1	DNP	DNP	1-0-1	1-0-1
at OSU	Nov 04	3-2 W	DNP	0-0-0	1-2-3	0-0-0	0-0-0	DNP	0-2-2	DNP	DNP	1-1-2	0-0-0
PSU	Nov 10	5-3 W	1-1-2	DNP	0-1-1	0-1-1	0-0-0	0-0-0	0-0-0	DNP	DNP	0-0-0	0-0-0
PSU	Nov 11	1-0 W	0-0-0	0-0-0	0-0-0	0-1-1	DNP	DNP	0-0-0	DNP	DNP	0-0-0	0-0-0
at RPI	Nov 17	4-1 W	0-2-2	DNP	1-1-2	0-0-0	DNP	0-0-0	0-0-0	DNP	DNP	0-0-0	0-0-0
at RPI	Nov 18	1-0 W	0-0-0	0-0-0	0-1-1	0-0-0	0-0-0	DNP	0-1-1	0-0-0	DNP	0-0-0	1-0-1
MINN	Nov 24	1-0 W	1-0-1	0-0-0	0-0-0	0-0-0	0-0-0	DNP	0-0-0	DNP	DNP	0-0-0	0-0-0
MINN	Nov 25	5-2 W	0-0-0	0-0-0	1-2-3	1-0-1	0-0-0	DNP	0-0-0	DNP	DNP	0-0-0	0-3-3

Opponent	Date	Score	27 NARDELLA,B	28 JENKINS,JAC	29 BRAUER,BO	32 MORRIS,CAL
UAH	Oct 06	5-3 W	1-0-1	0-0-0	DNP	0-0-0
UAH	Oct 07	4-0 W	0-1-1	0-0-0	0-1-1	DNP
DEN	Oct 13	2-2 t	0-1-1	0-0-0	0-0-0	DNP
DEN	Oct 14	2-4 L	0-1-1	0-0-0	0-0-0	0-0-0
SHU	Oct 19	4-6 L	0-2-2	0-1-1	DNP	DNP
SHU	Oct 20	3-1 W	0-0-0	0-1-1	0-1-1	0-0-0
OMAHA	Oct 26	4-6 L	1-1-2	0-0-0	0-0-0	0-0-0
OMAHA	Oct 27	5-4 W	0-2-2	1-0-1	DNP	0-0-0
at OSU	Nov 03	4-1 W	0-0-0	0-1-1	0-0-0	0-0-0
at OSU	Nov 04	3-2 W	0-0-0	0-0-0	0-0-0	0-0-0
PSU	Nov 10	5-3 W	1-1-2	1-0-1	1-0-1	0-0-0
PSU	Nov 11	1-0 W	0-0-0	0-0-0	1-0-1	0-0-0
at RPI	Nov 17	4-1 W	1-0-1	0-0-0	0-0-0	0-1-1
at RPI	Nov 18	1-0 W	0-0-0	0-0-0	0-0-0	0-0-0
MINN	Nov 24	1-0 W	0-1-1	0-0-0	0-0-0	0-0-0
MINN	Nov 25	5-2 W	0-0-0	0-1-1	0-1-1	0-0-0

<b>1</b>	<b>ST. CYR</b>	<b>FR.</b>	<b>GOALTENDER</b>
----------	----------------	------------	-------------------



Northville, Michigan  
USNTDP (USHL)

**Career Highs**

Saves: 46 (vs. Denver 10/13/17)  
Goals Against: 5 (2x - vs. Omaha 10/26/17)  
Shutouts: 1 (vs. Alabama Huntsville 10/7/17)  
Points: N/A

his first career start since Mike Johnson blanked Providence 2-0 on Oct. 16, 2009 at the Joyce Center (29 saves).  

- Started game one of the Denver series and made 46 saves as the Irish skated to a 2-2 overtime tie with the No. 1 ranked Pioneers.

**As a Freshman**

- Made his Irish debut against Alabama Huntsville (Oct. 7) and posted a shutout in his first career start (34 saves).
- St. Cyr became the first Irish goaltender to record a shutout in


**ST. CYR'S GAME-BY-GAME (2017-18)**

Date	Opponent	Score	Minutes	GA	GAAvg	Saves	Save%	W	L	T	PP	SH	EN	PN	SO
Oct 07, 2017	ALABAMA HUNTSVILLE	4-0	60:00	0	0.00	34	1.000	1	0	0	0	0	0	0	0
Oct 13, 2017	DENVER	2-2	65:00	2	0.96	46	.976	1	0	1	1	0	0	0	0
Oct 19, 2017	SACRED HEART	4-6	58:46	5	2.29	22	.936	1	1	1	0	0	0	0	0
Oct 26, 2017	OMAHA	4-6	39:59	5	3.22	25	.914	1	2	1	0	0	0	0	0
Totals			223:45	12	3.22	127	.914	1	2	1	1	0	0	0	0

**ST. CYR'S CAREER STATS**

Goalie	GP-GS	Minutes	GA	GAAvg	Saves	Save%	W	L	T	Sho	PPG	SHG
2017	4-4	223:45	12	3.22	127	.914	1	2	1	1.0	1	0
TOTAL	4-4	223:45	12	3.22	127	.914	1	2	1	1.0	1	0

<b>2</b>	<b>TONY BRETZMAN</b>	<b>SR.</b>	<b>DEFENSEMAN</b>
----------	----------------------	------------	-------------------



Mendota Heights, Minnesota  
Langley Rivermen (BCHL)

**Career Highs**

Goals: 1 (2x - vs. UConn 11/1/15)  
Assists: 1 (2x - at UMass 12/3/16)  
Points: 1 (4x - at UMass 12/3/16)  
Multi-Point Games: N/A  
Point Streak: N/A  
Most Recent Goal: 11/1/15 (W, 8-2 at UConn)

**As a Senior**

**BRETZMAN'S CAREER STATS**

Season	GP	G	A	Points	Shots	Shot%	Pen-Min	+/-	PPG	SHG	GWG	Blk
2014	17	1	1	2	8	.125	3-6	-2	0	0	1	15
2015	8	1	0	1	5	.200	2-4	+2	0	0	0	13
2016	15	0	1	1	7	.000	1-2	-1	0	0	0	10
TOTAL	40	2	2	4	-	-	6-12	-1	0	0	1	38

**3 JORDAN GROSS SR. DEFENSESMAN**



Maple Grove, Minnesota  
Green Bay Gamblers (USHL)

**Career Highs**

Goals: 2 (2x - vs. Northeastern 11/12/15)  
 Assists: 3 (2x - vs. Alabama Huntsville 10/6/17)  
 Points: 3 (3x - vs. Alabama Huntsville 10/6/17)  
 Multi-Point Games: 23  
 Point Streak: 9 games (Dec. 5, 2014 - Jan. 23, 2015; 3-8-11)  
 Most Recent Goal: 11/17/17 (W, 4-1 at RPI)

**As a Senior**

- Opened the season with a three-assist game against Alabama Huntsville (Oct. 6) and followed by scoring a goal in the 4-0 win over the Chargers on Oct. 7 for a four-point weekend.

- Was named the Big Ten's Third Star of the Week (Oct. 10).
- Scored a game-tying, third period goal against No. 1 Denver in Notre Dame's 4-2 defeat (Oct. 14).
- That goal against the Pioneers was a power-play tally that was blasted through the back of the net and later called a goal after video review.
- Had a goal and two assists in Notre Dame's 5-4 win over Omaha (Oct. 27), including his 100th career point on the assist and the game-winning goal.
- He became the 53rd player in program history to reach 100 career points.

**GROSS' CAREER STATS**

Season	GP	G	A	Points	Shots	Shot%	Pen-Min	+/-	PPG	SHG	GWG	Blk
2014	42	7	21	28	92	.076	7-14	+8	1	0	1	41
2015	37	9	22	31	113	.080	11-30	+15	2	0	1	40
2016	40	10	22	32	160	.062	6-12	+10	5	0	3	66
2017	16	5	10	15	68	.074	4-8	+7	2	1	1	22
<b>TOTAL</b>	<b>135</b>	<b>31</b>	<b>75</b>	<b>106</b>	<b>433</b>	<b>.072</b>	<b>28-64</b>	<b>+40</b>	<b>10</b>	<b>1</b>	<b>6</b>	<b>169</b>

**4 DENNIS GILBERT JR. DEFENSESMAN**



Buffalo, New York  
Chicago Steel (USHL)

**Career Highs**

Goals: 1 (3x - vs. Alabama Huntsville 10/6/17)  
 Assists: 2 (8x - vs. Providence 2/18/17)  
 Points: 2 (9x - vs. Providence 2/18/17)  
 Multi-Point Games: 9  
 Point Streak: 5 games (Feb. 4 - Feb. 18, 2017; 0-9-9)  
 Most Recent Goal: 10/6/17 (W, 5-3 vs. Alabama Huntsville)

**As a Junior**

- Notched a goal in Notre Dame's 5-3 season-opening win over

- Alabama Huntsville to tie the game at 3-3 (Oct. 6).
- That goal against the Chargers was his first since he netted the game winner in Notre Dame's 4-3 comeback win at Boston College during his freshman season (Dec. 10, 2015).
- Missed game two of the Sacred Heart series with an injury.

**GILBERT'S CAREER STATS**

Season	GP	G	A	Points	Shots	Shot%	Pen-Min	+/-	PPG	SHG	GWG	Blk
2015	37	2	8	10	54	.037	17-34	+5	1	0	1	70
2016	40	0	22	22	50	.000	11-22	+27	0	0	0	78
2017	15	1	3	4	23	.043	2-4	+8	0	0	0	29
<b>TOTAL</b>	<b>92</b>	<b>3</b>	<b>33</b>	<b>36</b>	<b>127</b>	<b>.024</b>	<b>30-60</b>	<b>+40</b>	<b>1</b>	<b>0</b>	<b>1</b>	<b>177</b>

<b>5</b>	<b>MATT HELLICKSON</b>	<b>FR.</b>	<b>DEFENSEMAN</b>
----------	------------------------	------------	-------------------



Rogers, Minnesota  
Sioix City Muskateers (USHL)

**Career Highs**

Goals: N/A  
 Assists: 1 (6x - at RPI 11/17/17)  
 Points: 1 (6x - at RPI 11/17/17)  
 Multi-Point Games: N/A  
 Point Streak: N/A  
 Most Recent Goal: N/A

Alabama Huntsville (Oct. 6).

- Added an assist in Notre Dame's 4-0 game two win over the Chargers (Oct. 7).
- Had the primary assist on Dawson Cook's third-period, game-winning goal in Notre Dame's 5-3 victory against Penn State (Nov. 10).

**As a Freshman**

- Notched an assist in his first career game, a 5-3 win over

**HELLICKSON'S CAREER STATS**

Season	GP	G	A	Points	Shots	Shot%	Pen-Min	+/-	PPG	SHG	GWG	Blk
2017	16	0	6	6	16	.000	4-8	+6	0	0	0	12
TOTAL	16	0	6	6	16	.000	4-8	+6	0	0	0	12

<b>6</b>	<b>TORY DELLO</b>	<b>SO.</b>	<b>DEFENSEMAN</b>
----------	-------------------	------------	-------------------



Crystal Lake, Illinois  
Tri-City Storm (USHL)

**Career Highs**

Goals: 1 (2x - vs. Minnesota 11/25/17)  
 Assists: 2 (vs. Holy Cross 11/25/16)  
 Points: 2 (vs. Holy Cross 11/25/16)  
 Multi-Point Games: 1  
 Point Streak: 3 games (Feb. 17-24, 2017; 0-3-3)  
 Most Recent Goal: 11/25/17 (W, 5-2 vs. Minnesota)

**As a Sophomore**

- Notched his first point of the season with an assist in Notre Dame's 5-3 victory against Penn State (Nov. 10).
- Scored Notre Dame's second goal in an eventual 5-2 win over sixth-ranked Minnesota (Nov. 25).

**DELLO'S CAREER STATS**

Season	GP	G	A	Points	Shots	Shot%	Pen-Min	+/-	PPG	SHG	GWG	Blk
2016	39	1	11	12	80	.013	23-65	+5	0	0	0	60
2017	15	1	1	2	15	.067	3-6	+4	0	0	0	21
TOTAL	54	2	12	14	95	.021	26-71	+9	0	0	0	81

<b>8</b>	<b>MATT STEEVES</b>	<b>FR.</b>	<b>FORWARD</b>
----------	---------------------	------------	----------------



Bedford, New Hampshire  
Muskegon Lumberjacks (USHL)

**Career Highs**

Goals: 1 (vs. Alabama Huntsville 10/7/17)  
 Assists: N/A  
 Points: 1 (vs. Alabama Huntsville 10/7/17)  
 Multi-Point Games: N/A  
 Point Streak: N/A  
 Most Recent Goal: 10/7/17 (W, 4-0 vs. Alabama Huntsville)

**As a Freshman**

- Notched a goal in Notre Dame's 4-0 win over Alabama Huntsville, which was his first career game (Oct. 7).
- That goal came on Steeves' first shot on goal in an Irish uniform.

STEEVES' CAREER STATS												
Season	GP	G	A	Points	Shots	Shot%	Pen-Min	+/-	PPG	SHG	GWG	Blk
2017	8	1	0	1	8	.125	4-8	0	0	0	0	2
<b>TOTAL</b>	<b>8</b>	<b>1</b>	<b>0</b>	<b>1</b>	<b>8</b>	<b>.125</b>	<b>4-8</b>	<b>0</b>	<b>0</b>	<b>0</b>	<b>0</b>	<b>2</b>

<b>9</b>	<b>DAWSON COOK</b>	<b>SR</b>	<b>FORWARD</b>
----------	--------------------	-----------	----------------



Cadillac, Michigan  
Green Bay Gamblers (USHL)

**Career Highs**

Goals: 1 (8x - vs. Penn State 11/10/17)  
 Assists: 1 (9x - vs. Penn State 11/10/17)  
 Points: 2 (vs. Penn State 11/10/17)  
 Multi-Point Games: 1  
 Point Streak: 2 games (Nov. 28 - Dec. 4, 2015)  
 Most Recent Goal: 10/20/17 (W, 3-1 vs. Sacred Heart)

**As a Senior**

- Missed the Denver series with an upper body injury.
- Scored his first goal of the season in the game one loss to Sacred Heart (Oct. 19).
- Scored what proved to be the game winner against Sacred Heart (Oct. 20) for his second career game winner.
- Had the game-winning goal and added an assist for his first career multi-point game in Notre Dame's 5-3 win over Penn State (Nov. 10).

COOK'S CAREER STATS												
Season	GP	G	A	Points	Shots	Shot%	Pen-Min	+/-	PPG	SHG	GWG	Blk
2014	35	1	1	2	11	.091	4-8	-6	0	0	0	9
2015	32	3	1	4	16	.188	2-4	-2	0	0	1	7
2016	39	1	5	6	39	.026	4-8	0	0	0	0	16
2017	14	3	2	5	14	.214	4-8	+2	0	0	2	7
<b>TOTAL</b>	<b>120</b>	<b>8</b>	<b>9</b>	<b>17</b>	<b>80</b>	<b>.100</b>	<b>14-28</b>	<b>-6</b>	<b>0</b>	<b>0</b>	<b>3</b>	<b>39</b>

<b>11</b>	<b>CAL BURKE</b>	<b>SO</b>	<b>FORWARD</b>
-----------	------------------	-----------	----------------



Boxborough, Massachusetts  
Cedar Rapids RoughRiders (USHL)

**Career Highs**

Goals: 2 (vs. Minnesota 11/25/17)  
Assists: 2 (2x - vs. Omaha 10/27/17)  
Points: 2 (4x - vs. Minnesota 11/25/17)  
Multi-Point Games: 4  
Point Streak: 5 games (Feb. 3 - Feb. 17, 2017)  
Most Recent Goal: 11/25/17 (W, 5-2 vs. Minnesota)

**As a Sophomore**

- Scored his first goal of the season to put the Irish up 1-0 just 62 seconds into the game one loss to Sacred Heart (Oct. 19).

- Scored his second goal of the season against Omaha on Notre Dame's 6-4 loss (Oct. 26).
- Had a pair of assists in Notre Dame's 5-4 win over Omaha (Oct. 27).
- Scored the first goal in Notre Dame's wins at #16 Ohio State (Nov. 3 & 4).
- Notched the game winner in Notre Dame's 4-1 win at RPI (Nov. 17).
- Scored a pair of goals to lead Notre Dame to a 5-2 win over sixth-ranked Minnesota (Nov. 25), marking his first career two-goal game.

BURKE'S CAREER STATS												
Season	GP	G	A	Points	Shots	Shot%	Pen-Min	+/-	PPG	SHG	GWG	Blk
2016	35	3	8	11	69	.043	4-8	+3	0	0	1	10
2017	15	7	3	10	37	.189	2-15	+4	0	0	1	7
TOTAL	50	10	11	21	106	.094	6-23	+7	0	0	2	17

<b>12</b>	<b>FELIX HOLMBERG</b>	<b>SO</b>	<b>FORWARD</b>
-----------	-----------------------	-----------	----------------



Stockholm, Sweden  
AIK J20 (SuperElit)

**Career Highs**

Goals: 1 (at Boston College 1/28/17)  
Assists: N/A  
Points: 1 (at Boston College 1/28/17)  
Multi-Point Games: N/A  
Point Streak: N/A  
Most Recent Goal: 1/28/17 (L, 6-4 at Boston College)

**As a Sophomore**

HOLMBERG'S CAREER STATS												
Season	GP	G	A	Points	Shots	Shot%	Pen-Min	+/-	PPG	SHG	GWG	Blk
2016	18	1	0	1	8	.125	1-2	-1	0	0	0	4
2017	4	0	0	0	2	.000	0-0	-2	0	0	0	1
TOTAL	22	1	0	1	10	.100	1-2	-3	0	0	0	5

<b>13</b>	<b>COLIN THEISEN</b>	<b>FR.</b>	<b>FORWARD</b>
-----------	----------------------	------------	----------------



Monroe, Michigan  
Dubuque Fighting Saints (USHL)

**Career Highs**

Goals: 2 (vs. Omaha 10/27/17)  
 Assists: 1 (7x - vs. Minnesota 11/25/17)  
 Points: 2 (2x - at Ohio State 11/3/17)  
 Multi-Point Games: 2  
 Point Streak: 5 games (Oct. 19- Nov. 3, 2017; 3-4-7)  
 Most Recent Goal: 11/3/17 (W, 4-1 at Ohio State)

season-opening win over Alabama Huntsville (Oct. 6).

- Notched his first career assist in Notre Dame's game two, 4-0 win over the Chargers (Oct. 7).
- Had a pair of goals, including his first career power-play goal, in Notre Dame's 5-4 win over Omaha (Oct. 27).
- Had a goal and an assist in Notre Dame's 4-1 win at #16 Ohio State (Nov. 3).

**As a Freshman**

- Scored a goal in his first career game, Notre Dame's 5-3

**THEISEN'S CAREER STATS**

Season	GP	G	A	Points	Shots	Shot%	Pen-Min	+/-	PPG	SHG	GWG	Blk
2017	16	4	7	11	30	.133	6-12	+9	1	0	0	10
TOTAL	16	4	7	11	30	.133	6-12	+9	1	0	0	10

<b>14</b>	<b>MAX EISENMENGER</b>	<b>FR.</b>	<b>FORWARD</b>
-----------	------------------------	------------	----------------



Münster, Germany  
Djurgårdens IF J20 (SuperElit)

**Career Highs**

Goals: N/A  
 Assists: 1 (vs. Alabama Huntsville 10/6/17)  
 Points: 1 (vs. Alabama Huntsville 10/6/17)  
 Multi-Point Games: N/A  
 Point Streak: N/A  
 Most Recent Goal: N/A

**As a Freshman**

- Notched an assist in his first career game as Notre Dame beat Alabama Huntsville 5-3 (Oct. 6).

**EISENMENGER'S CAREER STATS**

Season	GP	G	A	Points	Shots	Shot%	Pen-Min	+/-	PPG	SHG	GWG	Blk
2017	5	0	1	1	2	.000	1-2	0	0	0	0	-
TOTAL	5	0	1	1	2	.000	1-2	0	0	0	0	-



**15 ANDREW OGLEVIE JR FORWARD**



Fullerton, California  
Cedar Rapids RoughRiders (USHL)

**Career Highs**

Goals: 2 (2x - at Boston College 1/28/17)  
Assists: 3 (vs. Providence 3/11/17)  
Points: 3 (4x - vs. Providence 3/11/17)  
Multi-Point Games: 13  
Point Streak: 11 games (Jan. 7 - Feb. 17, 2017; 9-5-14)  
Most Recent Goal: 11/24/17 (W, 1-0 vs. Minnesota)

**As a Junior**

- Had a pair of assists in Notre Dame's season-opening 5-3 win over Alabama Huntsville (Oct. 6).
- Scored a pair of goals, each with less than one second remaining on the clock (to end the first and second periods)

- in Notre Dame's 4-0 win over Alabama Huntsville (Oct. 7).
- Scored the third period, game-tying goal against Denver in Notre Dame's 2-2 tie with the No.1 ranked Pioneers.
- Scored a power-play goal against Sacred Heart (Oct. 19).
- Missed the Omaha and Ohio State series with an upper body injury.
- Returned against Penn State and notched a goal and an assist in Notre Dame's 5-3 win (Nov. 11).
- Had a pair of assists in Notre Dame's 4-1 win at RPI (Nov. 17).
- Notched the game-winning, power-play goal in Notre Dame's 1-0 victory over Minnesota (Nov. 24).

**OGLEVIE'S CAREER STATS**

Season	GP	G	A	Points	Shots	Shot%	Pen-Min	+/-	PPG	SHG	GWG	Blk
2015	31	5	4	9	59	.085	4-8	+9	0	0	2	6
2016	40	21	20	41	127	.165	5-10	+18	5	1	3	8
2017	12	6	6	12	45	.133	1-2	-1	4	0	2	-
<b>TOTAL</b>	<b>83</b>	<b>32</b>	<b>30</b>	<b>62</b>	<b>231</b>	<b>.139</b>	<b>10-20</b>	<b>+26</b>	<b>9</b>	<b>1</b>	<b>7</b>	<b>14</b>

**17 PIERCE CRAWFORD FR FORWARD**



Park Ridge, Illinois  
Youngstown Phantoms (USHL)

**Career Highs**

Goals: N/A  
Assists: N/A  
Points: N/A  
Multi-Point Games: N/A  
Point Streak: N/A

**As a Freshman**

- Injured in the exhibition game against the USNTDP (Oct. 1) and missed the first four series of the season(upper body).
- Made his Notre Dame debut in the 4-1 win at #16 Ohio State (Nov. 3).

**CRAWFORD'S CAREER STATS**

Season	GP	G	A	Points	Shots	Shot%	Pen-Min	+/-	PPG	SHG	GWG	Blk
2017	6	0	0	0	2	.000	2-4	0	0	0	0	3
<b>TOTAL</b>	<b>6</b>	<b>0</b>	<b>0</b>	<b>0</b>	<b>2</b>	<b>.000</b>	<b>2-4</b>	<b>0</b>	<b>0</b>	<b>0</b>	<b>0</b>	<b>3</b>

**18 JAKE EVANS SR. FORWARD**



Toronto, Ontario  
St. Michael's Buzzers (OJHL)

**Career Highs**

Goals: 2 (4x - vs. Alabama Huntsville 10/6/17)  
Assists: 4 (vs. Omaha 10/26/17)  
Points: 4 (vs. Omaha 10/26/17)  
Multi-Point Games: 28  
Point Streak: 7 games (Dec. 2, 2016 - Jan. 7, 2017; 4-4-8)  
Most Recent Goal: 11/17/17 (W, 4-1 at RPI)

**As a Senior**

- Had two goals, including the game winner and the empty net shorthanded tally, and an assist in Notre Dame's 5-3 win against Alabama Huntsville to open the season (Oct. 6).
- Added a pair of assists in Notre Dame's 4-0 win in game two against the Chargers (Oct. 7) for a five-point weekend.
- Was named the Big Ten Conference's Second Star (Oct. 10).
- Had a three-point weekend against No. 1 Denver with a goal and two assists (Oct. 13-14) to reach the 100-career points milestone.
- Evans became the 52nd player in program history to notch at least 100-career points.
- Posted a career-best four assists in Notre Dame's 6-4 loss

to Omaha (Oct. 26), becoming the first Irish player with a four-assist game since Stephen Johns did so on Dec. 29, 2010, versus Canisius.

- Posted three assists in Notre Dame's game two win over Omaha (Oct. 27) for a seven point series (0-7-7) and was named the BIG's Third Star of the Week.
- Named a Senior Class Award candidate (Nov. 1)
- Scored the game-winning goal and added two assists for a three-point game in Notre Dame's 3-2 win at Ohio State (Nov. 4).
- Had a goal and an assist in Notre Dame's 4-1 win at RPI, including the game's first goal.
- Scored th game-winning goal and added two assists for a three-point night in Notre Dame's 5-2 win over sixth-ranked Minnesota (Nov. 25).

**EVANS' CAREER STATS**

Season	GP	G	A	Points	Shots	Shot%	Pen-Min	+/-	PPG	SHG	GWG	Blk
2014	41	7	10	17	63	.111	11-22	+4	1	0	1	10
2015	37	8	25	33	55	.145	9-29	+15	4	0	1	26
2016	40	13	29	42	110	.118	18-47	+11	1	1	0	27
2017	16	6	19	25	38	.158	3-6	+14	1	1	3	7
<b>TOTAL</b>	<b>134</b>	<b>34</b>	<b>83</b>	<b>117</b>	<b>266</b>	<b>.128</b>	<b>41-104</b>	<b>+44</b>	<b>7</b>	<b>2</b>	<b>5</b>	<b>70</b>

**19 MIKE O'LEARY SO. FORWARD**



Halifax, Nova Scotia  
Dubuque Fighting Saints (USHL)

**Career Highs**

Goals: 1 (3x - vs. Minnesota 11/25/17)  
Assists: 1 (5x - vs. Penn State 11/11/17)  
Points: 1 (8x - vs. Minnesota 11/25/17)  
Multi-Point Games: N/A  
Point Streak: 2 games (3x - Nov. 10-11, 2017 ; 0-2-2)  
Most Recent Goal: 2/25/17 (L, 4-1 at Boston University)

**As a Sophomore**

- Notched his first point of the season with an assist against Sacred Heart (Oct. 19).
- Scored his first goal of the season in Notre Dame's 5-2 win over sixth-ranked Minnesota (Nov. 25), notching a back-handed tally for the fifth Irish goal of the night.

**O'LEARY'S CAREER STATS**

Season	GP	G	A	Points	Shots	Shot%	Pen-Min	+/-	PPG	SHG	GWG	Blk
2016	37	2	2	4	22	.091	16-40	+1	0	0	0	7
2017	16	1	3	4	23	.043	5-10	+2	0	0	0	4
<b>TOTAL</b>	<b>53</b>	<b>3</b>	<b>5</b>	<b>8</b>	<b>45</b>	<b>.067</b>	<b>21-50</b>	<b>+3</b>	<b>0</b>	<b>0</b>	<b>0</b>	<b>11</b>

**20 JUSTIN WADE SR. DEFENSEMAN**



Aurora, Illinois  
Cedar Rapids RoughRiders (USHL)

**Career Highs**

Goals: 1 (2x - vs. UMD 10/23/15)  
 Assists: 1 (14x - vs. Sacred Heart 10/19/17)  
 Points: 1 (16x - vs. Sacred Heart 10/19/17)  
 Multi-Point games: N/A  
 Point Streak: N/A  
 Most Recent Goal: 10/23/15 (T, 3-3 ot vs. Minnesota Duluth)

**As a Senior**

- Notched his first point of the season with an assist in the 2-2 overtime tie versus No. 1 Denver (Oct. 13).

**WADE'S CAREER STATS**

Season	GP	G	A	Points	Shots	Shot%	Pen-Min	+/-	PPG	SHG	GWG	Blk
2013	6	0	0	0	-	-	0-0	-1	0	0	0	-
2014	41	1	6	7	21	.048	12-38	+7	0	0	0	49
2015	34	1	6	7	31	.032	11-22	+5	0	1	0	56
2017	13	0	2	2	11	.000	10-31	-4	0	0	0	17
<b>TOTAL</b>	<b>94</b>	<b>2</b>	<b>14</b>	<b>16</b>	<b>-</b>	<b>-</b>	<b>33-91</b>	<b>+7</b>	<b>0</b>	<b>1</b>	<b>0</b>	<b>122</b>

**21 JOE WEGWERTH JR FORWARD**



Brewster, New York  
Cedar Rapids RoughRider (USHL)

**Career Highs**

Goals: 2 (2x - vs. Sacred Heart 10/20/17)  
 Assists: 1 (7x - vs. Alaska 1/11/17)  
 Points: 2 (2x - s. Sacred Heart 10/20/17)  
 Multi-Point Games: 2  
 Point Streak: 2 games (2x - Oct. 19-20, 2017)  
 Most Recent Goal: 10/20/17 (W, 3-1 vs. Sacred Heart)

Sacred Heart (Oct. 19).

- Followed up with a two-goal effort in Notre Dame's 3-1 win over Sacred Heart (Oct. 20).
- Missed the Omaha and Ohio State series as well as games versus Penn State and RPI and the Minnesota series with a lower body injury.

**As a Junior**

- Scored his first goal of the season on the power play against

**WEGWERTH'S CAREER STATS**

Season	GP	G	A	Points	Shots	Shot%	Pen-Min	+/-	PPG	SHG	GWG	Blk
2015	30	1	3	4	29	.034	9-18	-4	0	0	0	4
2016	33	7	4	11	52	.135	7-14	+2	3	0	0	5
2017	8	3	1	4	23	.130	1-2	0	1	0	0	3
<b>TOTAL</b>	<b>71</b>	<b>11</b>	<b>8</b>	<b>19</b>	<b>104</b>	<b>.106</b>	<b>17-34</b>	<b>-2</b>	<b>4</b>	<b>0</b>	<b>0</b>	<b>12</b>

<b>22</b>	<b>ANDREW PEEKE</b>	<b>SO.</b>	<b>DEFENSEMAN</b>
-----------	---------------------	------------	-------------------



Parkland, Florida  
Green Bay Gamblers (USHL)

**Career Highs**

Goals: 1 (5x - vs. Omaha 10/26/17)  
 Assists: 2 (4x - at Ohio State 11/4/17)  
 Points: 2 (6x - vs. at Ohio State 11/4/17)  
 Multi-Point Games: 5  
 Point Streak: 3 games (Jan. 1 - Jan. 7, 2017)  
 Most Recent Goal: 10/26/17 (L, 6-4 vs. Omaha)

**As a Sophomore**


- Notched his first point of the season with an assist versus

- Sacred Heart (Oct. 19).
- Had two assists in Notre Dame's 3-1 win over Sacred Heart (Oct. 20).
- Scored his first goal of the season in Notre Dame's 6-4 loss to Omaha (Oct. 26).
- Had two assists in Notre Dame's 3-2 win at #16 Ohio State (Nov. 4).
- Had the primary assist on Cam Morrison's overtime game winner at RPI (Nov. 18).

**PEEKE'S CAREER STATS**

Season	GP	G	A	Points	Shots	Shot%	Pen-Min	+/-	PPG	SHG	GWG	Blk
2016	40	4	10	14	56	.071	8-16	+9	0	0	1	95
2017	16	1	7	8	21	.048	3-6	+8	0	0	0	35
<b>TOTAL</b>	<b>56</b>	<b>5</b>	<b>17</b>	<b>22</b>	<b>77</b>	<b>.065</b>	<b>11-22</b>	<b>+17</b>	<b>0</b>	<b>0</b>	<b>1</b>	<b>130</b>

<b>23</b>	<b>LUKE NOVAK</b>	<b>SO</b>	<b>FORWARD</b>
-----------	-------------------	-----------	----------------



Waukesha, Wisconsin  
New Jersey Hitmen (USPHL)

**Career Highs**

Goals: N/A  
 Assists: 1 (vs. Omaha 10/26/17)  
 Points: 1 (vs. Omaha 10/26/17)  
 Multi-Point Games: N/A  
 Point Streak: N/A

**As a Sophomore**

- Made his Notre Dame debut in the 3-1 win over Sacred Heart (Oct. 20).
- Notched his first career point with an assist in Notre Dame's 6-4 loss versus Omaha (Oct. 26).

**NOVAK'S CAREER STATS**

Season	GP	G	A	Points	Shots	Shot%	Pen-Min	+/-	PPG	SHG	GWG	Blk
2017	4	0	1	1	7	.000	1-2	0	0	0	0	2
<b>TOTAL</b>	<b>4</b>	<b>0</b>	<b>1</b>	<b>1</b>	<b>-</b>	<b>-</b>	<b>1-2</b>	<b>0</b>	<b>0</b>	<b>0</b>	<b>0</b>	<b>2</b>

<b>24</b>	<b>LUKE RIPLEY</b>	<b>SR.</b>	<b>DEFENSEMAN</b>
-----------	--------------------	------------	-------------------



Kitimat, British Columbia  
Powell River Kings (BCHL)

**Career Highs**

Goals: 1 (3x - vs. Northeastern 3/12/16)  
 Assists: 1 (12x - at Providence 2/19/16)  
 Points: 1 (15x - vs. Northeastern 3/12/16)  
 Multi-Point Games: N/A  
 Point Streak: 3 games (Jan. 31 - Feb. 7, 2015; 0-3-3)  
 Most Recent Goal: 3/12/16 (L, 6-4 vs. Northeastern)

**As a Senior**

**RIPLEY'S CAREER STATS**

Season	GP	G	A	Points	Shots	Shot%	Pen-Min	+/-	PPG	SHG	GWG	Blk
2014	42	2	6	8	32	.062	15-30	+4	0	0	1	71
2015	37	1	6	7	40	.025	18-47	+12	0	0	0	56
2016	38	0	0	0	26	.000	20-40	-4	0	0	0	36
2017	2	0	0	0	-	-	0-0	0	0	0	0	-
<b>TOTAL</b>	<b>119</b>	<b>3</b>	<b>12</b>	<b>15</b>	<b>-</b>	<b>-</b>	<b>53-117</b>	<b>+12</b>	<b>0</b>	<b>0</b>	<b>1</b>	<b>163</b>

<b>25</b>	<b>DYLAN MALMQUIST</b>	<b>JR.</b>	<b>FORWARD</b>
-----------	------------------------	------------	----------------



Edina, Minnesota  
Edina High School

**Career Highs**

Goals: 2 (4x - vs. Providence 3/11/17)  
 Assists: 2 (4x - vs. Alaska 1/1/17)  
 Points: 3 (3x - at Minnesota Duluth 10/15/16)  
 Multi-Point Games: 9  
 Point Streak: 2 games (7x - Nov. 3-4, 2017)  
 Most Recent Goal: 11/4/17 (W, 3-2 at Ohio State)

injury before returning for the Omaha series (Oct. 26-27).

- His first goal of the season was scored in the third period and what proved to be the game winner in Notre Dame's 4-1 win at #16 Ohio State (Nov. 3).
- Had a goal and an assist in Notre Dame's 3-2 win at Ohio State (Nov. 4).

**As a Junior**

- Missed the first three series of the year with a lower body

**MALMQUIST'S CAREER STATS**

Season	GP	G	A	Points	Shots	Shot%	Pen-Min	+/-	PPG	SHG	GWG	Blk
2015	36	11	6	17	59	.186	7-25	+9	2	0	2	7
2016	40	10	14	24	68	.147	10-20	+6	3	0	3	3
2017	10	2	1	3	11	.182	2-4	+1	0	0	1	3
<b>TOTAL</b>	<b>86</b>	<b>23</b>	<b>21</b>	<b>44</b>	<b>138</b>	<b>.167</b>	<b>19-49</b>	<b>+16</b>	<b>5</b>	<b>0</b>	<b>6</b>	<b>13</b>

**26 CAM MORRISON SO FORWARD**



Aurora, Ontario  
Youngstown Phantoms (USHL)

**Career Highs**

Goals: 2 (vs. UMass Lowell 3/26/17)  
Assists: 3 (vs. Minnesota 11/25/17)  
Points: 3 (vs. Minnesota 11/25/17)  
Multi-Point Games: 7  
Point Streak: 3 games (Dec. 3-31, 2016; 1-3-4)  
Most Recent Goal: 11/3/17 (W, 4-1 at Ohio State)

Dame's 4-2 loss to No. 1 Denver (Oct. 14).

- Scored in the third period to restore Notre Dame's two goal lead in an eventual 4-1 win at #16 Ohio State (Nov. 3).
- Scored his first career overtime game-winning goal for the Irish in Notre Dame's 1-0 win at RPI, just 13 seconds into the extra stanza (Nov. 18).
- Notched a career-high three assists in Notre Dame's 5-2 win over Minnesota (Nov. 25).

**As a Sophomore**

- Scored his first goal of the season in the third period of Notre

**MORRISON'S CAREER STATS**

Season	GP	G	A	Points	Shots	Shot%	Pen-Min	+/-	PPG	SHG	GWG	Blk
2016	40	12	12	24	83	.145	6-12	+5	5	0	1	8
2017	16	4	6	10	26	.154	2-4	-1	0	0	1	2
TOTAL	56	16	18	34	109	.147	8-16	+4	5	0	2	10

**27 BOBBY NARDELLA JR DEFENSEMAN**



Rosemont, Illinois  
Tri-City Storm (USHL)

**Career Highs**

Goals: 2 (vs. Arizona State 10/7/16)  
Assists: 2 (7x - vs. Omaha 10/27/17)  
Points: 3 (3x - at UMass 12/2/16)  
Multi-Point Games: 11  
Point Streak: 6 games (Jan 2-23, 2017; 2-10-12)  
Most Recent Goal: 11/17/17 (W, 4-1 at RPI)

win over Alabama Huntsville (Oct. 6) and then added an assist in the 4-0 game two win over the Chargers for a two-point weekend.

- Had two assists in game one against Sacred Heart (Oct. 19).
- Had a goal and an assist in Notre Dame's 6-4 loss to Omaha (Oct. 26).
- Posted two assists in Notre Dame's 5-4 win over Omaha (Oct. 27).
- Had a goal and an assist in Notre Dame's 5-3 win over Penn State (Nov. 10).

**As a Junior**

- Scored a power-play goal in Notre Dame's season-opening

**NARDELLA'S CAREER STATS**

Season	GP	G	A	Points	Shots	Shot%	Pen-Min	+/-	PPG	SHG	GWG	Blk
2015	35	4	20	24	69	.058	9-18	+9	1	0	1	20
2016	34	7	14	21	84	.083	9-26	+5	4	0	1	34
2017	16	4	10	14	21	.190	6-12	+1	2	0	0	11
TOTAL	85	15	44	59	174	.086	24-56	+15	7	0	2	65

**28 JACK JENKINS JR FORWARD**



Lake Bluff, Illinois  
 Fargo Force (USHL)

**Career Highs**

Goals: 1 (11x - vs. Penn State 11/10/17)  
 Assists: 1 (11x - vs. Minnesota 11/25/17)  
 Points: 2 (vs. Providence 3/10/17)  
 Multi-Point Games: 1  
 Point Streak: 3 games (March 10-26, 2017)  
 Most Recent Goal: 11/10/17 (W, 5-3 vs. Penn State)

- Sacred Heart (Oct. 19).
- Scored his first goal of the season in Notre Dame's 5-4 win over Omaha (Oct. 27).
- Added the empty net tally to seal Notre Dame's 5-3 win over Penn State (Nov. 10).

**As a Junior**

- Notched his first point of the season with an assist against

**JENKINS' CAREER STATS**

Season	GP	G	A	Points	Shots	Shot%	Pen-Min	+/-	PPG	SHG	GWG	Blk
2015	28	2	2	4	28	.071	1-2	-1	0	0	1	9
2016	36	7	5	12	88	.080	2-4	+1	0	0	2	24
2017	16	2	4	6	31	.065	0-0	+1	0	0	0	13
<b>TOTAL</b>	<b>80</b>	<b>11</b>	<b>11</b>	<b>22</b>	<b>147</b>	<b>.075</b>	<b>3-6</b>	<b>+1</b>	<b>0</b>	<b>0</b>	<b>3</b>	<b>46</b>

**29 BO BRAUER SR FORWARD**



Edina, Minnesota  
 Naniamo Clippers (BCHL)

**Career Highs**

Goals: 2 (vs. Arizona State 10/7/16)  
 Assists: 2 (vs. Providence 3/10/17)  
 Points: 2 (vs. Providence 3/10/17)  
 Multi-Point Games: 2  
 Point Streak: 2 games (November 10-pres., 2017)  
 Most Recent Goal: 11/11/17 (W, 1-0 vs. Penn State)

- Huntsville (Oct. 7), which was his first game of the season.
- Scored his first goal of the season to get the Irish on the board in an eventual 5-3 win over Penn State (Nov. 10).
- Scored his first career game-winning goal in Notre Dame's 1-0 win over Penn State (Nov. 11).


**As a Senior**

- Notched an assist in Notre Dame's 4-0 win over Alabama

**BRAUER'S CAREER STATS**

Season	GP	G	A	Points	Shots	Shot%	Pen-Min	+/-	PPG	SHG	GWG	Blk
2014	2	0	0	0	1	.000	1-2	0	0	0	0	-
2015	1	0	0	0	-	-	0-0	0	0	0	0	-
2016	26	3	2	5	12	.250	3-14	+3	1	0	0	1
2017	13	2	3	5	15	.133	2-4	+5	0	0	1	4
<b>TOTAL</b>	<b>42</b>	<b>5</b>	<b>5</b>	<b>10</b>	<b>-</b>	<b>-</b>	<b>6-20</b>	<b>+8</b>	<b>1</b>	<b>0</b>	<b>1</b>	<b>5</b>

**33 NICK SANFORD FR. GOALTENDER**



Morristown, New Jersey  
 Boston Jr. Bruins (USPHL)

**Career Highs**

Goals: N/A  
 Assists: N/A  
 Points: N/A  
 Multi-Point Games: N/A  
 Point Streak: N/A

**As a Freshman**

<b>32</b>	<b>CALE MORRIS</b>	<b>SO</b>	<b>GOALTENDER</b>
-----------	--------------------	-----------	-------------------



Larkspur, Colorado  
Waterloo Black Hawks (USHL)

**Career Highs**

Saves: 40 (vs. Penn State 11/10/17)  
Goals Against: 3 (2x - vs. Denver 10/14/17)  
Shutouts:  
vs. Penn State 11/11/17 (W, 1-0; 33 saves)  
at RPI 11/18/17 (W, 1-0; 25 saves)  
vs. Minnesota 11/24/17 (W, 1-0; 44 saves)

**As a Sophomore**

- Made 25 saves against Alabama Huntsville to earn the win in his first career start (Oct. 6).
- Made a career-high 30 saves in Notre Dame's 4-2 loss to Denver (last DU goal was an ENG).
- Stopped 24 of the 25 shots he faced against Sacred Heart to post his second career win (Oct. 20).
- Made 23 saves to lead the Irish to a 4-1 win at #16 Ohio State, marking Notre Dame's first win in its first Big Ten game.
- Made 39 saves in Notre Dame's 3-2 win at #16 Ohio State (Nov. 4) for his third straight win, including 22 saves in the

third period.

- Stopped a career-high 40 shots in Notre Dame's 5-3 win over Penn State (Nov. 10).
- Made 33 saves in Notre Dame's 1-0 win against Penn State to post his first career shutout (Nov. 11).
- Put together a shutout streak of 118:30 from Nov. 10 - Nov. 17 that came to an end in the third period of Notre Dame's 4-1 win at RPI (Nov. 17).
- Came back and posted a 25-save shutout in game two against the Engineers as Notre Dame won 1-0 in overtime (Nov. 18).
- Made a career high 44 saves in Notre Dame's 1-0 win over Minnesota (Nov. 25).
- Stopped 40 shots while yielding just two power-play goals in game two against the Gophers as the Irish won 5-2 (Nov. 25).
- Named the Big Ten's First Star for the third consecutive week following that Minnesota series.

<b>MORRIS' GAME-BY-GAME (2017-18)</b>															
Date	Opponent	Score	Minutes	GA	GAAvg	Saves	Save%	W	L	T	PP	SH	EN	PN	SO
Oct 06, 2017	ALABAMA HUNTSVILLE	5-3	60:00	3	3.00	25	.893	1	0	0	1	0	0	0	0
Oct 14, 2017	DENVER	2-4	59:32	3	3.01	30	.902	1	1	0	0	0	0	0	0
Oct 20, 2017	SACRED HEART	3-1	60:00	1	2.34	24	.919	2	1	0	0	0	0	0	0
Oct 26, 2017	OMAHA	4-6	19:03	0	2.11	5	.923	2	1	0	0	0	0	0	0
Oct 27, 2017	OMAHA	5-4	60:00	4	2.55	27	.910	3	1	0	2	0	0	0	0
Nov 03, 2017	at Ohio State	4-1	60:00	1	2.26	23	.918	4	1	0	0	0	0	0	0
Nov 04, 2017	at Ohio State	3-2	60:00	2	2.22	39	.925	5	1	0	1	0	0	0	0
Nov 10, 2017	PENN STATE	5-3	60:00	3	2.33	40	.926	6	1	0	0	0	0	0	0
Nov 11, 2017	PENN STATE	1-0	60:00	0	2.05	33	.935	7	1	0	0	0	0	0	0
Nov 17, 2017	at Rensselaer	4-1	60:00	1	1.93	38	.940	8	1	0	0	0	0	0	0
Nov 18, 2017	at Rensselaer	1-0	60:13	0	1.75	25	.945	9	1	0	0	0	0	0	0
Nov 24, 2017	MINNESOTA	1-0	60:00	0	1.59	44	.951	10	1	0	0	0	0	0	0
Nov 25, 2017	MINNESOTA	5-2	60:00	2	1.62	40	.952	11	1	0	2	0	0	0	0
Totals			738:48	20	1.62	393	.952	11	1	0	6	0	0	0	0

<b>MORRIS' CAREER STATS</b>												
Goalie	GP-GS	Minutes	GA	GAAvg	Saves	Save%	W	L	T	Sho	PPG	SHG
2016	1-0	19:43	1	3.04	7	.875	0	0	0	0.0	0	0
2017	13-12	738:48	20	1.62	393	.952	11	1	0	3.0	6	0
TOTAL	14-12	758:31	21	1.66	400	.950	11	1	0	3.0	6	0





Hockey Game Box Score (Final)
Alabama Huntsville vs #8 Notre Dame (Oct 06, 2017 at Notre Dame, Ind.)

Alabama Huntsville (0-1-0) vs. Notre Dame (1-0-0)
Date: Oct 06, 2017 • Location: Notre Dame, Ind. • Arena: Compton Family Arena
Attendance: 3885 • Start time: 7:35 PM • End time: 9:55 PM • Total time: 2:20

Table with columns: Prd, Time, Team, Scored by, Assists, Vis. on ice, Home on ice, Goals by Period. Rows include game events from 00:12 to 19:42.

TEAM SUMMARY

Summary table for Alabama Huntsville and Notre Dame, including goals, assists, and penalties.

GOALTENDERS

Goaltender statistics for Alabama Huntsville and Notre Dame.

PENALTY SUMMARY

Penalty summary table for Alabama Huntsville and Notre Dame.

Win-Cale Morris (1-0-0). Loss-Jordan Uhelski (0-1-0).

Hockey Game Box Score (Final)
Alabama Huntsville vs #8 Notre Dame (Oct 07, 2017 at Notre Dame, Ind.)

Alabama Huntsville (0-2-0) vs. Notre Dame (2-0-0)
Date: Oct 07, 2017 • Location: Notre Dame, Ind. • Arena: Compton Ice Arena
Attendance: 3412 • Start time: 7:05 PM • End time: 9:17 PM • Total time: 2:12

Table with columns: Prd, Time, Team, Scored by, Assists, Vis. on ice, Home on ice, Goals by Period. Rows include game events from 19:59 to 09:49.

TEAM SUMMARY

Summary table for Alabama Huntsville and Notre Dame, including goals, assists, and penalties.

GOALTENDERS

Goaltender statistics for Alabama Huntsville and Notre Dame.

PENALTY SUMMARY

Penalty summary table for Alabama Huntsville and Notre Dame.

Win-Dylan St. Cyr (1-0-0). Loss-Mark Sinclair (0-1-0).

Referee's signature

Hockey Game Box Score (Final)
#1 Denver vs #4 Notre Dame (Oct 13, 2017 at Notre Dame, Ind.)

Denver (0-0-1) vs. Notre Dame (2-0-1)
Date: Oct 13, 2017 • Location: Notre Dame, Ind. • Arena: Compton Family Arena
Attendance: 4478 • Start time: 7:05 • End time: 9:40 pm • Total time: 2:35

Table with columns: Prd, Time, Team, Scored by, Assists, Vis. on ice, Home on ice, Goals by Period. Rows include game events from 14:01 to 16:11.

TEAM SUMMARY

Summary table for Denver and Notre Dame, including goals, assists, and penalties.

GOALTENDERS

Goaltender statistics for Denver and Notre Dame.

PENALTY SUMMARY

Penalty summary table for Denver and Notre Dame.

Denver-Tanner Jaiellet (0-0-1). Notre Dame-Dylan St. Cyr (1-0-1).

Denver wins shootout 2-1 (4 rounds).

Referee's signature

Hockey Game Box Score (Final)
#1 Denver vs #4 Notre Dame (Oct 14, 2017 at Notre Dame, Ind.)

Denver (1-0-1) vs. Notre Dame (2-1-1)
Date: Oct 14, 2017 • Location: Notre Dame, Ind. • Arena: Compton Family Arena
Attendance: 4075 • Start time: 6:05 PM • End time: 8:33 PM • Total time: 2:28

Table with columns: Prd, Time, Team, Scored by, Assists, Vis. on ice, Home on ice, Goals by Period. Rows include game events from 10:10 to 18:40.

TEAM SUMMARY

Summary table for Denver and Notre Dame, including goals, assists, and penalties.

GOALTENDERS

Goaltender statistics for Denver and Notre Dame.

Penalty summary table for Denver and Notre Dame.

Win-Tanner Jaiellet (1-0-1). Loss-Cale Morris (1-1-0).





### Hockey Game Box Score (Final) #10 Notre Dame vs #16 Ohio State (Nov 03, 2017 at Columbus, Ohio)

Notre Dame (5-3-1, 1-0-0-0) vs. Ohio State (5-2-2, 1-2-0-0)  
Date: Nov 03, 2017 • Location: Columbus, Ohio • Arena: Value City Arena  
Attendance: 6749 • Start time: 7:03 pm • End time: 9:15 pm • Total time: 2:08

Prd	Time	Team	Scored by	Assists	Vis. on ice	Home on ice	Goals by Period
1	2nd 02:03	ND	EV Cal Burke/3	Jordan Gross/8	11,3,5,28,25	27,26,15,7,20	Team 1 2 3 Tot ND 0 0 1 1 OSU 0 1 0 1
2	3rd 05:35	ND	EV Dylan Malmquist/1	Matt Hellickson/4 Jack Jenkins/3	25,11,28,4,6	9,19,16,3,5	Team 1 2 3 Tot ND 0 0 1 1 OSU 0 1 0 1
3	3rd 08:35	OSU	EV Janik Moser/2	Mason Jobst/5	22,13,18,19,27	20,26,27,15,7	Team 1 2 3 Tot ND 4 10 4 18 OSU 13 5 6 24
4	3rd 13:40	ND	EV Cam Morrison/3	Andrew Peeke/4 Colin Theisen/5	26,22,13,27,18	21,8,18,20,0,7	Team 1 2 3 Tot ND 4 10 4 18 OSU 13 5 6 24
5	3rd 19:25	ND	EN Colin Theisen/4		13,18,19,4,27	7,20,27,10,8,26	Team 1 2 3 Tot ND 4 10 4 18 OSU 13 5 6 24

TEAM SUMMARY															
#	Notre Dame	G	A	Pim	Sh	+/-	BI	#	Ohio State	G	A	Pim	Sh	+/-	BI
3	Jordan Gross	0	1	0	2	+1	1	3	Sasha Larocque	0	0	0	1	-1	2
4	Dennis Gilbert	0	0	0	0	+2	1	5	Gordy Myer	0	0	0	0	-1	1
5	Matt Hellickson	0	1	0	1	+3	6	Tommy Parran	0	0	0	1	0	0	0
6	Tory Dello	0	0	0	0	+1	0	7	Wyatt Ege	0	0	0	1	-2	3
8	Matt Steeves	0	0	0	1	0	0	8	Dakota Joshua	0	0	0	0	0	0
9	Dawson Cook	0	0	0	1	0	1	9	Tanner Laczynski	0	0	0	5	-1	0
11	Cal Burke	1	1	0	3	+2	0	10	John Witlata	0	0	0	0	-1	0
13	Colin Theisen	1	1	0	4	+1	0	14	Austin Pooley	0	0	0	0	0	0
17	Pierce Crawford	0	0	0	0	0	1	15	Fredy Gerard	0	0	0	2	0	0
18	Jake Evans	0	0	0	0	+1	0	16	Matthew Weis	0	0	2	1	-1	0
19	Mike O'Leary	0	2	1	0	0	0	18	Christian Lampass	0	0	0	0	-1	0
20	Justin Wade	0	0	15	0	0	0	19	Kevin Miller	0	0	2	4	-1	1
22	Andrew Peeke	0	1	0	1	0	0	20	Janik Moser	1	0	2	2	-2	1
25	Dylan Malmquist	1	0	1	0	+2	0	21	Eugene Fadyevyev	0	0	0	0	-1	0
26	Cam Morrison	1	0	2	1	+1	0	25	Brendon Kearney	0	0	0	0	0	0
27	Bobby Nardella	0	0	0	0	+1	0	26	Mason Jobst	1	0	4	-1	0	0
28	Jack Jenkins	0	1	0	0	+2	0	27	Luke Stork	0	0	0	2	1	0
29	Bo Brauer	0	0	0	1	0	0	28	John Stork	0	0	2	1	0	1
1	Dylan St. Cyr	dnp						31	Evan Moyses	dnp					
Totals		4	6	17	18	+15	7	37	Tommy Nappier						

GOALTENDERS																	
#	Notre Dame	Dec	Min	GA	1	2	3	Saves	#	Ohio State	Dec	Min	GA	1	2	3	Saves
32	Cale Morris	W	60:00	1	13	5	5	23	30	Sean Romeo	L	58:48	3	4	9	1	28

PENALTY SUMMARY													
Prd	Player	Team	Min	Offense	Time	Prd	Player	Team	Min	Offense	Time		
1st	Justin Wade	ND	5	Hitting From Behind	06:13	PP	2nd	Kevin Miller	OSU	2	Charging	18:44	PP
1st	Justin Wade	ND	10	Game Misconduct	06:13		2nd	Matt Miller	OSU	2	Roughing Atte	18:44	
2nd	Matthew Weis	OSU	2	Cross-Checking	05:56	PP	2nd	Mike O'Leary	ND	2	Roughing Atte	18:44	
2nd	Janik Moser	OSU	2	Tripping	12:32	PP							

Win-Cale Morris (4-1-0). Loss-Sean Romeo (5-2-2).  
Referee's signature

### Hockey Game Box Score (Final) #10 Notre Dame vs #16 Ohio State (Nov 04, 2017 at Columbus, Ohio)

Notre Dame (6-3-1, 2-0-0-0) vs. Ohio State (5-3-2, 1-3-0-0)  
Date: Nov 04, 2017 • Location: Columbus, Ohio • Arena: Value City Arena  
Attendance: 5900 • Start time: 7:05 pm • End time: 9:28 pm • Total time: 2:23

Prd	Time	Team	Scored by	Assists	Vis. on ice	Home on ice	Goals by Period
1	2nd 18:48	ND	EV Cal Burke/4	Jake Evans/13	11,18,3,28,5	7,3,19,25,8	Team 1 2 3 Tot ND 0 0 1 1 OSU 0 0 2 2
2	3rd 06:14	ND	EV Dylan Malmquist/2	Andrew Peeke/5 Jake Evans/14	25,22,18,4	23,25,20,9	Team 1 2 3 Tot ND 0 0 1 1 OSU 0 0 2 2
3	3rd 06:48	ND	EV Jake Evans/4	Andrew Peeke/6 Dylan Malmquist/1	18,22,29,25,4	27,5,0,15,9	Team 1 2 3 Tot ND 6 9 8 23 OSU 4 13 24 41
4	3rd 12:22	OSU	EX Mason Jobst/5	Dakota Joshua/4	20,4,3,5	26,8,50,16,9,5	Team 1 2 3 Tot ND 6 9 8 23 OSU 4 13 24 41
5	3rd 18:05	OSU	EX Dakota Joshua/2	Tanner Laczynski/7 Matt Miller/1	19,28,9,3,4	8,9,16,50,26,5	Team 1 2 3 Tot ND 6 9 8 23 OSU 4 13 24 41

TEAM SUMMARY															
#	Notre Dame	G	A	Pim	Sh	+/-	BI	#	Ohio State	G	A	Pim	Sh	+/-	BI
3	Jordan Gross	0	0	0	2	0	1	3	Sasha Larocque	0	0	0	0	-1	3
4	Dennis Gilbert	0	0	0	1	+1	4	5	Gordy Myer	0	0	0	4	0	1
5	Matt Hellickson	0	0	1	1	+1	1	7	Wyatt Ege	0	0	2	1	-1	0
6	Tory Dello	0	0	0	0	0	0	8	Dakota Joshua	1	1	4	6	-1	0
8	Matt Steeves	0	0	0	1	0	1	9	Tanner Laczynski	0	1	0	4	0	0
9	Dawson Cook	0	0	4	0	-1	1	10	John Witlata	0	0	0	2	0	0
11	Cal Burke	1	0	0	2	+1	1	14	Austin Pooley	0	0	1	0	0	0
13	Colin Theisen	0	0	0	1	0	0	15	Fredy Gerard	0	0	0	1	-1	1
17	Pierce Crawford	0	0	0	0	0	0	16	Matthew Weis	0	0	2	1	+1	1
18	Jake Evans	1	2	0	5	+3	0	17	Sam McCormick	0	0	0	0	0	0
19	Mike O'Leary	0	0	1	0	-1	1	18	Christian Lampass	0	0	0	0	0	0
20	Justin Wade	0	0	2	1	0	1	19	Kevin Miller	0	0	0	0	-1	1
22	Andrew Peeke	0	2	0	0	+2	3	20	Janik Moser	0	0	0	1	-1	0
25	Dylan Malmquist	1	1	0	3	+2	2	23	Michael Rounds	0	0	0	0	-1	2
26	Cam Morrison	0	0	0	2	0	0	25	Brendon Kearney	0	0	0	0	-2	0
27	Bobby Nardella	0	0	0	1	0	1	26	Mason Jobst	1	0	8	-1	0	0
28	Jack Jenkins	0	0	0	0	0	0	27	Luke Stork	0	0	0	2	1	0
29	Bo Brauer	0	0	0	1	0	0	28	John Stork	0	1	0	5	0	3
1	Dylan St. Cyr	dnp						31	Evan Moyses	dnp					
Totals		3	5	10	23	+9	18	Totals		2	3	8	41	-8	12

GOALTENDERS																	
#	Notre Dame	Dec	Min	GA	1	2	3	Saves	#	Ohio State	Dec	Min	GA	1	2	3	Saves
32	Cale Morris	W	60:00	2	4	13	22	39	30	Sean Romeo	L	46:37	3	6	8	4	18

PENALTY SUMMARY													
Prd	Player	Team	Min	Offense	Time	Prd	Player	Team	Min	Offense	Time		
1st	Dawson Cook	ND	2	Cross-Checking	02:33	PP	2nd	Dakota Joshua	OSU	2	Unsportsmanlike Cond	04:44	
1st	Matthew Weis	OSU	2	Holding	16:41	PP	3rd	Bo Brauer	ND	2	Unsportsmanlike Cond	04:44	
2nd	Wyatt Ege	OSU	2	Tripping	07:55	PP	3rd	Dawson Cook	ND	2	Slashing	07:50	PP
2nd	Dakota Joshua	OSU	2	Charging	10:32	PP	3rd	Andrew Peeke	ND	2	Cross-Checking	10:38	PP
2nd	Justin Wade	ND	2	Tripping	13:52	PP							

Win-Cale Morris (5-1-0). Loss-Sean Romeo (5-3-2).  
Referee's signature

### Hockey Game Box Score (Final) Penn State vs Notre Dame (Nov 10, 2017 at Notre Dame, Ind.)

Penn State (5-6-0, 2-3-0 B1G) vs. Notre Dame (7-3-1, 3-0-0 B1G)  
Date: Nov 10, 2017 • Location: Notre Dame, Ind. • Arena: Compton Family Arena  
Attendance: 4574 • Start time: • End time: 9:55 PM • Total time: 2:20

Prd	Time	Team	Scored by	Assists	Vis. on ice	Home on ice	Goals by Period
1	1st 04:39	PSU	EV Gober, Blake/2	Marsh, Alec/2 Hamilton, Derian/1	23,28,13,4	26,18,15,4,6	Team 1 2 3 Tot PSU 2 1 0 3 ND 1 2 2 5
2	1st 11:55	ND	EV Bo Brauer/1	Dawson Cook/2	28,20,23,17	29,9,19,4,27	Team 1 2 3 Tot PSU 14 19 10 43 ND 7 8 4 19
3	1st 19:32	PSU	EV Pavlychev, Nikita/5	Folkes, Liam/3	13,26,20,27,2	15,18,26,5,3	Team 1 2 3 Tot PSU 14 19 10 43 ND 7 8 4 19
4	2nd 09:14	ND	EV Bobby Nardella/3	Andrew Oglevie/4 Tory Dello/1	14,16,11,10,4	27,15,6,18,13	Team 1 2 3 Tot PSU 14 19 10 43 ND 7 8 4 19
5	2nd 14:20	ND	EV Andrew Oglevie/5	Jake Evans/15 Bobby Nardella/9	10,14,20,2,27	15,18,27,26,6	Team 1 2 3 Tot PSU 14 19 10 43 ND 7 8 4 19
6	2nd 15:48	PSU	EV Sturtz, Andrew/7	Murray, Brett/2 Burger, Chase/7	16,18,8,20,2	26,18,5,3,15	Team 1 2 3 Tot PSU 14 19 10 43 ND 7 8 4 19
7	3rd 11:41	ND	EV Dawson Cook/3	Matt Hellickson/5 Mike O'Leary/2	14,10,20,27,2	9,5,19,29,3	Team 1 2 3 Tot PSU 14 19 10 43 ND 7 8 4 19
8	3rd 19:41	ND	EN Jack Jenkins/2	Dennis Gilbert/1	16,8,8,20,18,2	28,4,9,18,3	Team 1 2 3 Tot PSU 14 19 10 43 ND 7 8 4 19

TEAM SUMMARY															
#	Penn State	1	2	3	Tot	+/-	BI	#	Notre Dame	1	2	3	Tot	+/-	BI
2	Huitts, Cole	0	0	0	0	-2	0	3	Jordan Gross	2	0	2	4	0	6
4	Myllari, Kris	0	2	1	3	0	1	4	Dennis Gilbert	0	0	0	0	+1	2
6	Gobetz, James	0	1	0	1	0	0	5	Matt Hellickson	0	0	0	0	-1	1
8	Berger, Chase	0	0	0	0	2	6	Tory Dello	1	0	1	1	+1	2	
9	Limoegas, Alex	0	1	0	1	-1	0	9	Dawson Cook	1	1	1	3	+3	0
10	Biro, Brandon	1	1	0	2	-3	0	11	Cal Burke	0	0	0	0	0	1
11	Hamilton, Trevor	0	0	1	1	-1	4	13	Colin Theisen	0	1	0	1	+1	0
13	Pavlychev, Nikita	1	1	1	3	+2	0	15	Andrew Oglevie	0	2	0	2	-1	0
14	Sucease, Nate	1	1	3	5	-3	0	18	Jake Evans	0	0	0	0	0	1
16	Sturtz, Andrew	2	5	3	10	-1	0	19	Mike O'Leary	0	1	0	1	+2	0
17	Barratt, Evan	1	2	0	3	-1	0	20	Justin Wade	1	0	1	0	1	0
18	Murray, Brett	3	1	0	4	0	0	21	Joe Wegwerth	0	0	0	0	0	0
19	Hamilton, Derian	0	0	0	0	+1	0	22	Andrew Peeke	0	0	0	0	0	4
20	Autio, Erik	0	0	0	0	-2	0	25	Dylan Malmquist	0	1	0	1	0	0
23	Gober, Blake	1	1	1	3	0	0	26	Cam Morrison	0	0	0	0	-2	0
26	Folkes, Liam	3	1	0	4	+1	0	27	Bobby Nardella	0	1	0	1	+3	1
27	Sternschein, Sa	1	2	0	3	-1	1	28	Jack Jenkins	1	1	1	3	+1	3
28	Marsh, Alec	0	0	0	0	0	0	29	Bo Brauer	1	0	1	2	+1	2
T	TEAM							T	TEAM						
33	Funkley, Chris							1	Dylan St. Cyr						
Totals		14	19	10	43	-11	9	Totals		7	8	4	19	+1	26

GOALTENDERS																	
#	Penn State	Dec	Min	GA	1	2	3	Saves	#	Notre Dame	Dec	Min	GA	1	2	3	Saves
31	Jones, Peyton	L	59:00	4	6	6	2	14	32	Cale Morris	W	60:00	3	12	18	10	28

PENALTY SUMMARY</									
-------------------	--	--	--	--	--	--	--	--	--

### Hockey Game Box Score (Final)

#### #4 Notre Dame vs Rensselaer (Nov 17, 2017 at Troy, N.Y.)

Notre Dame (9-3-1) vs. Rensselaer (2-6-3)  
 Date: Nov 17, 2017 • Location: Troy, N.Y. • Arena: Houston Field House  
 Attendance: 2866 • Start time: 7pm • End time: 9:22pm • Total time: 2:22

Prd	Time	Team	Scored by	Assists	Vis. on ice	Home on ice	Goals by Period
Team	1	2	3	Tot			
1.	10:49 ND	EV	Jake Evans/5	Matt Hellickson/6	18,26,5,3,13	38,17,16,24,3	ND 2 0 2 4 RPI 0 0 1 1
2.	1st 11:36 ND	EV	Cal Burke/8	Andrew Oglevie/5	11,6,25,27,15	11,28,21,29	
3.	3rd 12:05 ND	PP	Bobby Nardella/4	Andrew Oglevie/6	27,15,18,26	13,20,21,24	
4.	3rd 14:18 RPI	EV	Todd Burgess/1	Jake Evans/16	9,19,22,29,5	17,19,16,38,2	
5.	3rd 19:07 ND	EN	Jordan Gross/4	Jacob Hayhurst/6	Cale Morris/1	3,4,28,15	17,29,13,24,7,19

TEAM SUMMARY													
#	Notre Dame	G	A	PI	Sh +/-	BI	#	Rensselaer	G	A	PI	Sh +/-	BI
3	Jordan Gross	1	0	0	7	+2	2	Mat Harris	0	0	0	2	0
4	Dennis Gilbert	0	0	2	1	+1	3	TJ Samec	0	0	2	3	-1
5	Matt Hellickson	0	1	0	3	0	4	Tommy Grant	0	0	2	1	0
6	Tory Dello	0	0	0	2	+1	5	Troy York	0	0	5	3	-1
8	Matt Steeves	0	0	4	1	0	11	Evan Tironese	0	0	2	2	-1
9	Dawson Cook	0	0	2	0	-1	12	Viktor Liljegen	0	0	4	0	0
11	Cal Burke	1	0	15	3	+1	13	Jared Wilson	0	0	4	-2	1
13	Colin Theisen	0	1	4	1	+1	16	Jacob Hayhurst	0	1	0	2	0
15	Andrew Oglevie	0	2	0	1	+2	17	Todd Burgess	1	0	2	-1	2
18	Jake Evans	1	1	0	1	+1	18	Max Reisinger	0	0	0	0	0
19	Mike O'Leary	0	2	1	-1	0	19	Mike Prapavessis/6	0	0	0	0	0
21	Joe Wegwerth	0	0	0	1	0	20	Billy Jerry	0	0	0	0	0
22	Andrew Peeke	0	0	0	2	-1	21	Brady Wiffen	0	0	0	2	0
25	Dylan Malmquist	0	0	0	1	+1	23	Jon Richards	0	0	2	0	0
26	Cam Morrison	0	0	0	1	+1	24	Will Reilly	0	0	0	7	-2
27	Bobby Nardella	1	0	4	+1	0	28	Jesper Ohrvall	0	0	2	-1	0
28	Jack Jenkins	0	0	2	1	+2	29	Patrick Polino	0	0	0	2	-2
29	Bo Brauer	0	0	2	0	-1	38	Emil Ohrvall	0	0	3	0	0
32	Cale Morris	1	0	0	0	0	35	Chase Perry	dnp	dnp			
1	Dylan St. Cyr	dnp	dnp										
33	Nick Sanford	dnp	dnp										
Totals		4	6	31	31	+9	11		1	2	15	39	-11

#### GOALTENDERS

#	Notre Dame	Dec	Min	GA	1	2	3	Saves	#	Rensselaer	Dec	Min	GA	1	2	3	Saves
32	Cale Morris	W	60:00	1	16	9	13	38	1	Linden Marshall	L	58:25	3	8	12	3	25
												1:35	1	0	0	0	

#### PENALTY SUMMARY

Prd	Player	Team	Min/Offense	Time	Prd	Player	Team	Min/Offense	Time
1st	Matt Steeves	ND	2.Hitting From Behind	03:09 PP	2nd	TJ Samec	RPI	2.Holding	16:14 PP
1st	Jon Richards	RPI	2.Holding	13:04 PP	3rd	Mike O'Leary	ND	2.Cross-Checking	07:31 PP
1st	Colin Theisen	ND	2.Holding	14:21 PP	3rd	Jesper Ohrvall	RPI	2.Hitting From Behind	10:37 PP
1st	Dawson Cook	ND	2.Hooking	16:01 PP	3rd	Colin Theisen	ND	2.Holding	11:31
2nd	Troy York	RPI	5.Boarding	05:15 PP	3rd	Tommy Grant	ND	2.Embarrassment	11:31
2nd	Bo Brauer	ND	2.Interference	06:16 PP	3rd	Cal Burke	ND	5.Spearing	14:46
2nd	Dennis Gilbert	ND	2.Hooking	09:46 PP	3rd	Cal Burke	ND	10.Disqualification	14:46
2nd	Matt Steeves	ND	2.Slashing	13:30 PP	3rd	Evan Tironese	RPI	2.Roughing	14:46

Win-Cale Morris (8-1-0). Loss-Linden Marshall (1-1-1).  
 #RockThePlanet | In Memory of Mike Radomski

Referee's signature

### Hockey Game Box Score (Final)

#### #6 Minnesota vs #4 Notre Dame (Nov 24, 2017 at Notre Dame, Ind.)

Minnesota (9-5-1, 3-3-1-0 B1G) vs. Notre Dame (11-3-1, 5-0-0 B1G)  
 Date: Nov 24, 2017 • Location: Notre Dame, Ind. • Arena: Compton Family Arena  
 Attendance: 4931 • Start time: 7:40 PM • End time: 9:57 PM • Total time: 2:17

Prd	Time	Team	Scored by	Assists	Vis. on ice	Home on ice	Goals by Period
Team	1	2	3	Tot			
1.	2nd 01:43 ND	PP	Andrew Oglevie/6	Jordan Gross/9	26,5,2,22	15,3,27,26,18	ND 0 0 0 0 MINN 0 0 0 0
2.	1st 03:36 ND	EV	Bobby Nardella/10	Colin Theisen/10	11,6,25,27,15	11,28,21,29	ND 0 1 0 1

TEAM SUMMARY															
#	Minnesota	1	2	3	Tot	+/-	BI	#	Notre Dame	1	2	3	Tot	+/-	BI
2	Sadek, Jack	0	2	1	3	0	0	3	Jordan Gross	1	2	0	3	0	4
3	Glover, Jack	0	0	1	1	0	1	4	Dennis Gilbert	0	2	0	2	0	5
4	Johnson, Steve	0	0	0	0	1	5	Matt Hellickson	0	0	0	0	0	0	1
5	Lindgren, Ryan	0	0	1	1	0	1	6	Tory Dello	0	0	0	0	0	1
7	McManus, Brannon	0	1	0	1	0	0	9	Dawson Cook	0	0	0	0	0	1
9	Szmatula, Mike	1	0	1	2	0	0	11	Cal Burke	0	0	0	0	2	
10	Gates, Brent	1	0	0	1	0	13	Colin Theisen	0	1	0	1	0		
15	Pitlick, Rem	3	0	3	6	0	0	15	Andrew Oglevie	3	3	0	6	0	0
16	Ramsey, Jack	0	0	0	0	1	17	Pierce Crawford	0	0	0	0	0	0	0
17	Novak, Tommy	2	0	2	4	0	0	18	Jake Evans	0	2	1	3	0	0
18	Bristedt, Leon	3	0	4	7	0	0	19	Mike O'Leary	0	1	0	1	0	0
19	Reedy, Scott	1	0	1	2	0	0	20	Justin Wade	0	0	1	1	0	2
20	Zuhlsdorf, Ryan	2	2	0	4	0	1	22	Andrew Peeke	0	0	1	1	0	3
21	Mittelstadt, Casey	2	1	1	4	0	0	25	Dylan Malmquist	0	0	0	0	0	0
22	Sheehy, Tyler	0	2	0	2	0	0	28	Cam Morrison	2	0	0	2	0	0
23	Norman, Ryan	0	0	1	1	0	0	27	Bobby Nardella	0	0	0	0	0	0
26	Romanko, Darian	0	2	1	3	0	1	28	Jack Jenkins	0	1	1	2	0	1
29	Nanne, Tyler	2	1	2	5	0	1	29	Bo Brauer	0	0	1	1	0	0
TM	TEAM	0	0	0	0	0	1	TM	TEAM	0	0	0	0	0	1
34	Lehr, Nick	dnp	dnp					1	Dylan St. Cyr	dnp	dnp				
Totals		17	12	15	44	0	8			6	12	5	23	0	21

#### GOALTENDERS

#	Minnesota	Dec	Min	GA	1	2	3	Saves	#	Notre Dame	Dec	Min	GA	1	2	3	Saves
37	Schierhorn, Eric	L	59:33	1	6	11	5	22	32	Cale Morris	W	60:00	0	17	12	15	

#### PENALTY SUMMARY

Prd	Player	Team	Min/Offense	Time	Prd	Player	Team	Min/Offense	Time
1st	Matt Hellickson	ND	2.Hooking	00:18 PP	3rd	Sadek, Jack	MINN	2.Cross-Checking	13:47
1st	Reedy, Scott	MINN	2.High Sticking	14:42 PP	3rd	Colin Theisen	ND	2.Holding	13:47
2nd	Szmatula, Mike	MINN	2.Tripping	00:38 PP	3rd	Johnson, Steve	MINN	2.Interference	16:47 PP
2nd	Mike O'Leary	ND	2.Holding	06:53 PP	3rd	Bobby Nardella	ND	2.Slashing	16:00 PP
3rd	Jordan Gross	ND	2.Cross-Checking	10:51 PP					

Win-Cale Morris (10-1-0). Loss-Schierhorn, Eric (9-5-1).

Referee's signature

### Hockey Game Box Score (Final)

#### #4 Notre Dame vs Rensselaer (Nov 18, 2017 at Troy, N.Y.)

Notre Dame (10-3-1) vs. Rensselaer (2-7-3)  
 Date: Nov 18, 2017 • Location: Troy, N.Y. • Arena: Houston Field House  
 Attendance: 3030 • Start time: 7pm • End time: 9:20pm • Total time: 2:20

Prd	Time	Team	Scored by	Assists	Vis. on ice	Home on ice	Goals by Period
Team	1	2	3	Tot			
1.	OT 00:13 ND	EV	Cam Morrison/4	Andrew Peeke/7	26,22,18,15	7,21,12,4,19	ND 0 0 0 1 RPI 0 0 0 0

TEAM SUMMARY													
#	Notre Dame	G	A	PI	Sh +/-	BI	#	Rensselaer	G	A	PI	Sh +/-	BI
3	Jordan Gross	0	0	0	6	0	2	2	Mat Harris	0	0	2	1
4	Dennis Gilbert	0	0	0	3	+1	2	3	TJ Samec	0	0	1	0
5	Matt Hellickson	0	0	2	0	2	4	4	Tommy Grant	0	0	1	-1
6	Tory Dello	0	0	0	3	0	1	7	Troy York	0	0	0	2
9	Dawson Cook	0	0	2	0	0	0	11	Evan Tironese	0	0	1	0
13	Colin Theisen	0	0	0	1	0	0	12	Viktor Liljegen	0	0	3	-1
15	Andrew Oglevie	0	0	0	6	+1	0	13	Jared Wilson	0	0	1	0
17	Pierce Crawford	0	0	2	0	0	0	16	Jacob Hayhurst	0	0	1	0
18	Jake Evans	0	1	2	3	+2	17	Todd Burgess	0	0	2	0	1
19	Mike O'Leary	0	0	0	1	0	0	18	Max Reisinger	0	0	2	0
20	Justin Wade	0	0	0	1	0	2	19	Mike Prapavessis	0	0	2	-1
22	Andrew Peeke	0	1	2	1	+1	1	20	Billy Jerry	0	0	2	1
23	Luke Novak	0	0	0	0	0	0	21	Brady Wiffen	0	0	0	3
25	Dylan Malmquist	0	0	0	0	0	0	22	Gavin Payne	0	0	0	0
26	Cam Morrison	1	0	2	3	+1	0	24	Will Reilly	0	0	2	1
27	Bobby Nardella	0	0	0	2	0	0	25	Jared Wilson	0	0	0	0
28	Jack Jenkins	0	0	1	0	1	1	29</					