



NOTRE DAME

HOCKEY

FIGHTING IRISH MEDIA

Director
Athletics Communications

Dan Collieran

dcollieran@nd.edu
574-339-9810 (cell)

GAME 36 #1 NOTRE DAME VS #4 MICHIGAN TECH

GAME INFORMATION

Game 36	Saturday, March 23 3 p.m. ET NCAA East Regional Semifinal	Webster Bank Arena (10,000) Bridgeport, Connecticut
Records	Notre Dame Fighting Irish 25-9-2, 17-6-1-1 BIG	Michigan Tech Huskies 22-16-5, 12-11-5 WCHA
TV & Streaming Coverage	ESPN2 & WatchESPN	Play-By-Play: John Buccigross Analyst: Barry Melrose Reporter: Quint Kessenich
Radio/Audio Coverage	WZOC 94.3 FM (South Bend) & UND.com	Darin Pritchett

THE SERIES

All-Time	MTU leads 32-21-2	Last: MTU, 4-2 Jan. 7, 2017 Compton Family Ice Arena
Neutral	MTU leads 4-2-0	Last: MTU 6-2 Jan. 18, 2005 Resch Center (Green Bay, WI)

COUNTDOWN TO PUCK DROP

155	Senior defenseman Jordan Gross has skated in 155 consecutive games (each game of his Irish career).
93	With 93 career assists, Jake Evans (38-93-127) ranks second in career assists by an active player (Brady Ferguson of Robert Morris has 101).
76	Junior defenseman Dennis Gilbert ranks 15th nationally with 76 blocked shots this season. He totaled 70 blocks as a freshman and 78 as a sophomore.
27	The Fighting Irish are outscoring opponents by a combined 27 goals over the second, third and overtime periods this season (80-53).
24	With a 24-7-1 record, sophomore goaltender and Hobey Baker Top 10 Finalist Cale Morris leads the nation in victories.
20	Notre Dame is 20-2-2 this season when scoring first.
13	Head coach Jeff Jackson is in his 13th season behind the Notre Dame bench. He has led the Irish to nine NCAA tournament appearances and three Frozen Fours.
7	With the 2018 Big Ten tournament and regular season titles, Notre Dame has now won seven conference championships in program history, each under Jeff Jackson (three regular season).
.946	Hobey Baker Top 10 Finalist Cale Morris has a .946 save percentage, which leads the nation. He has posted the impressive save percentage while playing 21 games against the nation's top-15 scoring offenses (ranked by goals per game).

WHAT'S INSIDE

1	Overview & Schedule
2-9	Notes
2	Quick Facts
3	Numerical Roster / Pronunciations
3	Current Irish In The NHL Draft
4	Geographic Breakdown
4	2017-18 Honors & Awards
5	Major/College Breakdown
6	National Polls

WHAT'S INSIDE

10-11	Head Coach Jeff Jackson
12	2017-18 Record When ...
13-14	The Last Time
15-21	2017-18 Stats
22-36	Player Notes & Career Stats
37-45	2017-18 Box Scores
46	Series History vs. East Regional Teams
47-55	Notre Dame NCAA Tournament History

2017-18 SCHEDULE

Date	ND Rk	Opp Rk	Opponent	Location	TV	Time/Score
Oct. 1	8/8	--/--	USNTDP (exh.)	Notre Dame, Ind.	--	W, 4-3
Oct. 6	8/8	--/--	Alabama Huntsville	Notre Dame, Ind.	NBCSC+	W, 5-3
Oct. 7	8/8	--/--	Alabama Huntsville	Notre Dame, Ind.	NBCSC+	W, 4-0
Oct. 13	4/6	1/1	Denver	Notre Dame, Ind.	NBCSN	T, 2-2 (ot)
Oct. 14	4/-6	1/1	Denver	Notre Dame, Ind.	NBCSN	L, 4-2
Oct. 19	5/6	--/--	Sacred Heart	Notre Dame, Ind.	NBCSC+	L, 6-4
Oct. 20	5/6	--/--	Sacred Heart	Notre Dame, Ind.	NBCSC+	W, 3-1
Oct. 26	8/t8	RV/--	Omaha	Notre Dame, Ind.	NBCSC+	L, 6-4
Oct. 27	8/t8	RV/--	Omaha	Notre Dame, Ind.	NBCSC+	W, 5-4
Nov. 3	10/10	16/RV	at Ohio State	Columbus, Ohio	BTN	W, 4-1
Nov. 4	10/10	16/RV	at Ohio State	Columbus, Ohio	--	W, 3-2
Nov. 10	6/6	19/RV	Penn State	Notre Dame, Ind.	--	W, 5-3
Nov. 11	6/6	19/RV	Penn State	Notre Dame, Ind.	NBCSN	W, 1-0
Nov. 17	4/4	--/--	at RPI	Troy, N.Y.	--	W, 4-1
Nov. 18	4/4	--/--	at RPI	Troy, N.Y.	--	W, 1-0 (ot)
Nov. 24	4/4	6/6	Minnesota	Notre Dame, Ind.	NBCSN	W, 1-0
Nov. 25	4/4	6/6	Minnesota	Notre Dame, Ind.	NBCSC+	W, 5-2
Dec. 1	4/3	RV/--	at Michigan State	East Lansing, Mich.	--	W, 3-1
Dec. 2	4/3	RV/--	at Michigan State	East Lansing, Mich.	--	W, 2-0
Dec. 8	4/4	12/12	at Wisconsin	Madison, Wisc.	BTN	W, 3-2
Dec. 9	4/4	12/12	at Wisconsin	Madison, Wisc.	FSW+	W, 6-2
Jan. 5	2/1	RV/--	at Michigan	Ann Arbor, Mich.	BTN	W, 2-1
Jan. 7	2/1	RV/--	Michigan	Notre Dame, Ind.	NBCSN	W, 2-1
Jan. 19	1/1	18/--	Wisconsin	Notre Dame, Ind.	NBCSC+	W, 4-2
Jan. 21	1/1	18/--	Wisconsin	Chicago, Ill.	NBCSN	L, 5-0
Jan. 26	1/1	13/14	at Minnesota	Minneapolis, Minn.	ESPN2	L, 1-0 (ot)
Jan. 27	1/1	13/14	at Minnesota	Minneapolis, Minn.	FSN+	W, 4-1
Feb. 2	2/2	17/RV	at Penn State	State College, Pa.	BTN	W, 5-3
Feb. 3	2/2	17/RV	at Penn State	State College, Pa.	--	T, 2-2 (ot)
Feb. 9	1/1	6/6	Ohio State	Notre Dame, Ind.	NBCSN/TSNGo	W, 2-1
Feb. 10	1/1	6/6	Ohio State	Notre Dame, Ind.	--	L, 5-1
Feb. 16	1/1	18/RV	Michigan	Notre Dame, Ind.	NBCSC+*	L, 4-2
Feb. 18	1/1	18/RV	at Michigan	Ann Arbor, Mich.	BTN	L, 1-0
Feb. 23	5/3	--/--	Michigan State	Notre Dame, Ind.	NBCSC+*	W, 6-3
Feb. 24	5/3	--/--	Michigan State	Notre Dame, Ind.	NBCSC+*	L, 4-3.
March 10	5/4	12/12	Penn State (BIG Semi)	Notre Dame, Ind.	ESPNU	W, 3-2
March 17	3/3	5/4	Ohio State (BIG Final)	Notre Dame, Ind.	BTN	W, 3-2 (ot)

2018 NCAA Division I Men's Ice Hockey Championship

March 23	2/2	18/RV	Michigan Tech	Bridgeport, Conn.	ESPN2	3 p.m.
March 24	2/2	--/--	Clarkson/Providence	Bridgeport, Conn.	ESPNU	6 p.m.
April 5	--/--	--/--	Frozen Four Semifinal	St. Paul, Minn.	ESPN2	6/9:30 p.m.
April 7	--/--	--/--	Frozen Four Final	St. Paul, Minn.	ESPN2	7:30 p.m.

-- Rankings: USCHO.com/USA Today/USA HM; ranking listed at time of game | All times Eastern | * - Tape Delayed
-- NCAA Regional Sites: East (Bridgeport, CT), Northeast (Worcester, MA), Midwest (Allentown, PA), West (Sioux Falls, SD)
-- TV: NBC Sports Net [NBCSN] | Big Ten Network [BTN] | NBC Sports Chicago+ [NBCSC+] | Fox Sports WI.+ [FSW+] | Fox Sports NW+ [FSN+]

UNIVERSITY INFORMATION	
School	University of Notre Dame
Location	Notre Dame, IN 46556
Founded	1842
Enrollment	8,530 (undergraduate), 12,393 (total)
Nickname	Fighting Irish
Colors	Gold and Blue
Affiliation	NCAA Division I
Conference	Big Ten (B1G)
President	Rev. John I. Jenkins
Provost	Thomas Burish
NCAA Faculty Representative	Patricia Bellia (Harvard '91)
Athletics Director	Jack Swarbrick (Notre Dame '76)
Sr. Assoc. Athletic Director/Sport Admin.	Tom Nevala (Notre Dame '90)
Ticket Office Phone	(574) 631-7356
Home Ice (capacity)	Compton Family Ice Arena (5,022) Charles "Lefty" Smith Rink
Ice Surface	200 x 90
HOCKEY STAFF INFORMATION	
Head Coach	Jeff Jackson (Michigan State '78)
Record at Notre Dame	291-176-54 (13th season)
Record Overall	473-228-79 (19th season)
Big Ten Record	17-6-1-1
Associate Head Coach	Paul Pooley (Ohio State '84)
Associate Head Coach	Andy Slaggert (Notre Dame '89)
Volunteer Assistant Coach	Zack Cisek (Michigan State '15)
Coordinator of Hockey Operations	Nick Seirgiej (Wisconsin-River Falls '06)
Athletic Trainer	Kevin Ricks
Equipment Specialist	Ron Grove
Strength and Conditioning Coach	Tony Rolinski
Senior Managers	Emily Hession & Jenna Sobczyk
Administrative Assistant	Sue Halasz
Hockey Office Phone	(574) 631-3630
TEAM INFORMATION	
2016-17 Overall Record	23-12-5
2016-17 Hockey East Record/Finish	12-6-4 (4th)
2016-17 Post Season	Hockey East Quarterfinals NCAA Frozen Four
Letter Winners Returning	21 (12 forwards, 8 defensemen, 1 goaltender)
Letter Winners Lost	5 (2 forwards, 1 defenseman, 2 goaltenders)
Newcomers	7 (4 forwards, 1 defenseman, 2 goaltenders)
2017-18 Captain	Jake Evans
2017-18 Alternate Captains	Luke Ripley, Andrew Oglevie, Jordan Gross
NCAA Appearances	Nine (Last: 2017)
NCAA Frozen Four Appearances	Three (2008, 2011, 2017)
All-Americans	13 players/14 times (Last: Anders Bjork in 2017)
Academic All-Americans	Nine (Last: Peter Schneider in 2015)

FOR STARTERS

- Notre Dame embarks on its 10th NCAA tournament on Friday, March 23, when the top-seeded Fighting Irish face fourth-seeded Michigan Tech at 3 p.m. in Bridgeport, Connecticut. It is the third consecutive NCAA appearance by the Irish, who are the only program in the 16-team championship field to have won their league regular season and tournament titles.
- The Irish are the second national seed in the field after going 25-9-2. Notre Dame won the Big Ten regular-season title with a 17-6-1-1 league mark before capturing the B1G tournament championship thanks to a 3-2 overtime victory over Ohio State.
- Notre Dame has won three previous conference tournament championships including CCHA Tournament titles in 2007, 2009 and 2013.
- Hobey Baker Top 10 Finalist Cale Morris leads the nation in save percentage (.946) and victories (24). The sophomore net minder was named the Big Ten Player of the Year and Goaltender of the Year while collecting first team all-conference accolades.
- Morris was joined on the first team All-Big Ten by seniors Jake Evans and Jordan Gross. Evans leads the Irish with 40 points (11-29-40) on the season, while Gross has 25 points (8-17-25) and his plus-11 rating and 39 blocks both rank second on the team.
- Notre Dame is 8-9-0 all-time in the NCAA Tournament (8-8-0 under Jeff Jackson) and has advanced to the Frozen Four on three occasions. The most recent Frozen Four trip came a season ago, when the Irish won regional games against Minnesota and UMass Lowell before falling to eventual national champion Denver in the semifinals.
- Notre Dame enters the NCAA tournament having played more games against the field than any other institution (16). The Irish own a 10-4-2 record in games against the other 15 teams still competing, a record only topped by Denver's 11-1-2 record versus the field. Along with Denver, Michigan (5-9-0) and Penn State (3-9-2) also own 14 games against the NCAA field.

MEDIA INFORMATION	
Director of Athletics Communications (Hockey Contact)	Dan Colleran
Office Phone Cell Phone	574-631-7519 574-339-9810
Email	dcollera@nd.edu
Compton Family Ice Arena Press Box Phone	574-631-4899
Mailing Address	University of Notre Dame 100 Compton Family Ice Arena Notre Dame, IN 44629
Media Availability	Coach Jackson and requested players are generally available once per week and then after a post-game cooling off period. Please contact Dan Colleran with requests or to be added to the email distribution list regarding availability.
Credentials	Please email Dan Colleran with any credential requests at least five days prior to a game. Media will call (at the front entrance) opens one hour before puck drop.
Parking	Parking for games at the Compton Family Ice Arena is on a first come, first served basis but media are encouraged to park at nearby Innovation Park.

No.	Name	Pos.	Ht.	Wt.	Cl.	Hometown/Last Team
1	Dylan St. Cyr	G	5-9	170	Fr.	Northville, MI/USNTDP
2	Tony Bretzman	D	5-11	175	Sr.	Mendota Heights, MN/Langley (BCHL)
3	Jordan Gross	D	5-10	186	Sr.	Maple Grove, MN/Green Bay (USHL)
4	Dennis Gilbert	D	6-2	220	Jr.	Buffalo, NY/Chicago Steel (USHL)
5	Matt Hellickson	D	6-1	182	Fr.	Rogers, MN/Sioux City (USHL)
6	Tory Dello	D	6-0	190	So.	Crystal Lake, IL/Tri-City (USHL)
8	Matt Steeves	F	6-1	201	Fr.	Bedford, NH/Muskegon (USHL)
9	Dawson Cook	F	6-2	213	Sr.	Cadillac, MI/Green Bay (USHL)
11	Cal Burke	F	5-10	184	So.	Boxborough, MA/Cedar Rapids (USHL)
12	Felix Holmberg	F	5-10	175	So.	Stockholm, SWE/AIK J20
13	Colin Theisen	F	6-0	192	Fr.	Monroe, MI/Dubuque Fighting (USHL)
14	Max Eisenmenger	F	6-4	196	Fr.	Münster, GER/Djurgårdens IF J20
15	Andrew Oglevie	F	5-10	181	Jr.	Fullerton, CA/Cedar Rapids (USHL)
17	Pierce Crawford	F	5-10	188	Fr.	Park Ridge, IL/Youngstown (USHL)
18	Jake Evans	F	6-0	191	Sr.	Toronto, ONT/St. Michael's (USHL)
19	Mike O'Leary	F	6-1	195	So.	Halifax, NS/Dubuque (USHL)
20	Justin Wade	D	6-1	220	Sr.	Aurora, IL/Cedar Rapids (USHL)
21	Joe Wegwerth	F	6-3	230	Jr.	Brewster, NY/Cedar Rapids (USHL)
22	Andrew Peeke	D	6-2	200	So.	Parkland, FL/Green Bay (USHL)
23	Luke Novak	F	6-0	182	So.	Waukesha, WI/New Jersey (USPHL)
24	Luke Ripley	D	6-5	207	Sr.	Kitimat, BC/Powell River (BCHL)
25	Dylan Malmquist	F	5-11	185	Jr.	Edina, MN/Edina HS
26	Cam Morrison	F	6-3	212	So.	Aurora, ONT/Youngstown (USHL)
27	Bobby Nardella	D	5-9	175	Jr.	Rosemont, IL/Tri-City (USHL)
28	Jack Jenkins	F	5-11	192	Jr.	Lake Bluff, IL/Fargo (USHL)
29	Bo Brauer	F	6-3	210	Sr.	Edina, MN/Nanaimo Clippers (BCHL)
32	Cale Morris	G	6-1	190	So.	Larkspur, CO/Waterloo (USHL)
33	Nick Sanford	G	6-1	180	Fr.	Morristown, NJ/Boston (USPHL)

13 Colin Thiesen	Ty-sin
14 Max Eisenmenger	EYES-zen-men-ger
25 Dylan Malmquist	Mallmm-quist
32 Cale Morris	Kale (rhymes with male)

COACHING STAFF	
Head Coach	Jeff Jackson (Michigan State '78)
Associate Head Coach	Paul Pooley (Ohio State '84)
Associate Head Coach	Andy Slaggert (Notre Dame '89)
Volunteer Assistant Coach	Zack Cisek (Michigan State '15)
Coordinator of Hockey Operations	Nick Seirgiej (Wisconsin-River Falls '06)
Athletic Trainer	Kevin Ricks
Equipment Specialist	Ron Grove
Strength and Conditioning Coach	Tony Rolinski

QUICK HITS

- Jake Evans (39-93-132) now ranks tied for 23rd all-time in program history for career points and 16th in program history for career assists.
- Evans has skated in 127 consecutive games dating back to his freshman season.
- Dennis Gilbert is the only defenseman in the country with multiple shorthanded goals this season (two).
- Andrew Oglevie and Evans are tied for 18th in the country with four game-winning goals apiece.
- The Fighting Irish are eighth in the country in scoring defense with a 2.17 goals against per game mark and their penalty kill ranks second (88.6), trailing only Ohio State's penalty kill of 89.3 percent. When the Irish and Buckeyes met for the B1G title, Notre Dame was 1-for-2 on the power play, while OSU went 0-for-1.
- Jordan Gross, who has played in all 155 games of his Irish career, leads all active defensemen with 116 career points on 34 goals and 82 assists (Mark Auk of Michigan Tech and Garret Cockerill of Northeastern are tied for second with 84 points each).
- The Irish are 14-6-2 against ranked opponents this season.

MICHIGAN TECH CONNECTIONS

- Full series histories with Michigan Tech, Clarkson & Providence can be found on page 46.
- Notre Dame head coach Jeff Jackson was an assistant at Lake Superior State during Michigan Tech head coach Joe Shawahan's senior season.
- This is the first time Jackson has coached against Michigan Tech in the postseason.
- The teams split a series last year at Compton Family Ice Arena, with the Irish taking game one, 3-1, before the Huskies rebounded to take the second game, 4-2.
- Offensive leaders from last season's series with the Huskies include Andrew Peeke (2 GP, 0-3-3) and Jake Evans (2 GP, 1-1-2), while Bobby Nardella, Cam Morrison, Jack Jenkins and Joe Wegwerth each scored a goal in that series versus the Huskies.
- Michigan Tech junior goaltender Patrick Munson, who has started each of the Huskies' last three playoff games, faced Notre Dame as Vermont's starting goaltender during a two-game series during the 2015-16 season. Notre Dame went 2-0-0 against Munson (2.05 GAA, .929 Sv%), including a 2-1 win (Feb. 5) and a 3-1 victory (Feb. 6).
- Jordan Gross led the Irish with a goal and three assists in that series versus Munson and the Catamounts, while Jake Evans (1-1-2) also had a goal against Munson.

CURRENT IRISH IN THE NHL DRAFT						
	Jake Evans	2014	Seventh Round	207th Overall	Montreal Canadiens	
	Joe Wegwerth	2014	Fourth Round	92nd Overall	Florida Panthers	
	Dennis Gilbert	2015	Third Round	91st Overall	Chicago Blackhawks	
	Cam Morrison	2016	Second Round	40th Overall	Colorado Avalanche	
	Andrew Peeke	2016	Second Round	34th Overall	Columbus Blue Jackets	
	Matt Hellickson	2017	Seventh Round	214th Overall	New Jersey Devils	

WHERE THEY'RE FROM	
California (1)	
Andrew Oglevie	Fullerton, California
Colorado (1)	
Cale Morris	Larkspur, Colorado
Florida (1)	
Andrew Peeke	Parkland, Florida
Illinois (5)	
Tory Dello	Crystal Lake, Illinois
Bobby Nardella	Rosemont, Illinois
Jack Jenkins	Lake Bluff, Illinois
Pierce Crawford	Park Ridge, Illinois
Justin Wade	Aurora, Illinois
Massachusetts (1)	
Cal Burke	Boxborough, Massachusetts
Michigan (3)	
Dawson Cook	Cadillac, Michigan
Dylan St. Cyr	Northville, Michigan
Colin Theisen	Monroe, Michigan
Minnesota (5)	
Tony Bretzman	Mendota Heights, Minnesota
Jordan Gross	Maple Grove, Minnesota
Dylan Malmquist	Edina, Minnesota
Bo Brauer	Edina, Minnesota
Matt Hellickson	Rogers, Minnesota
New Hampshire (1)	
Matt Steeves	Bedford, New Hampshire
New Jersey (1)	
Nick Sanford	Morristown, New Jersey
New York (2)	
Dennis Gilbert	Williamsville, New York
Joe Wegwerth	Brewster, New York
Wisconsin (1)	
Luke Novak	Waukesha, Wisconsin
Canada (4)	
Jake Evans	Toronto, Ontario
Cam Morrison	Aurora, Ontario
Mike O'Leary	Halifax, Nova Scotia
Luke Ripley	Kitimat, British Columbia
Sweden (1)	
Felix Holmberg	Stockholm, Sweden
Germany (1)	
Max Eisenmenger	Münster, Germany

NCAA VETERANS ON ICE AND BENCH

- Appearing in the NCAA Championship field for the third time in the last four seasons, the current Irish roster has combined to play 61 career NCAA tournament games.
- Irish point leaders in NCAA games include Cam Morrison (3 GP, 3-1-4), Jake Evans (4 GP, 0-4-4), Andrew Oglevie (4 GP, 2-0-2) and Jordan Gross (4 GP, 0-2-2).
- After helping Notre Dame win the Northeast Regional in Manchester, New Hampshire last season, Oglevie and Gross were named to the NCAA Northeast Regional All-Tournament Team along with Cal Petersen and Anders Bjork (MOP).
- In 19 seasons and a head coach Jeff Jackson has taken his teams to 15 NCAA tournaments including six with Lake Superior State and nine with the Fighting Irish.
- Jackson has guided Notre Dame to Frozen Four appearances in 2008 (runner-up), 2011 (semifinalist) and 2017 (semifinalist) and he also led the Lakers to three Frozen Four appearances and two NCAA Championships (1992 and 1994, runner-up in 1993).

CALE SAVES EVERYTHING

- Notre Dame sophomore goaltender Cale Morris was named a Hobey Baker Award Top 10 Finalist on March 14. Morris leads the nation in save percentage (.946) and victories (24), while his 1.92 goals against average ranks seventh in the country.
- Morris has totaled 1,089 saves on the season, which leads the nation. He is one of just six goalies to have surpassed 1,000 saves on the year.
- In Notre Dame's record book, his single season save percentage would rank first all-time, while his goals against average would be third and his total saves would be sixth.
- Morris has put up his impressive numbers while playing 88.8% of the available minutes in Notre Dame's net and while playing 21 games against teams currently ranked in the top-15 for offense (goals per game).

2017-18 HONORS & AWARDS			
Player	Year	Pos.	Awards
Cal Burke	So.	F	• Big Ten Third Star of the Week (Dec. 12)
Jake Evans	Sr.	F	• Senior Class Award Finalist (Feb. 16) • B1G Def. Player of the Year Finalist (March 7) • First Team All-Big Ten (March 13) • Hobey Baker fan vote nominee (Jan. 15) • Spengler Cup Champion/Team Canada (Dec. 31) • Senior Class Award Candidate (Nov. 1) • Big Ten Second Star of the Week (Oct. 10) • Big Ten Third Star of the Week (Oct. 31) • 2017-18 Big Ten Preseason Watch List (Sept. 18)
Dennis Gilbert	Jr.	D	• 2017-18 Preseason All-CHN First Team (Sept. 20)
Jordan Gross	Jr.	D	• B1G Def. Player of the Year Finalist (March 7) • First Team All-Big Ten (March 13) • B1G Tournament All-Tournament Team (March 17) • Hobey Baker fan vote nominee (Jan. 15) • Big Ten Third Star of the Week (Oct. 10) • 2017-18 Big Ten Preseason Watch List (Sept. 18) • 2017-18 Preseason All-CHN Second Team (Sept. 20)
Cale Morris	So.	G	• Hobey Baker Top 10 Finalist (March 14) • B1G Player of the Year (March 13) • B1G Goaltender of the Year (March 13) • B1G Tournament Most Outstanding Player (March 17) • First Team All-Big Ten (March 13) • B1G Tournament All-Tournament Team (March 17) • Hobey Baker fan vote nominee (Jan. 15) • Hockey Commissioners' Association (HCA) Player of the Month (Dec. 6) • Big Ten First Star of the Week (Nov. 14/21/28, Dec. 5, Feb. 6) • Big Ten Second Star of the Week (Nov. 7, Jan. 9) • Big Ten Third Star of the Week (Jan. 30)
Cam Morrison	So.	F	• B1G All-Tournament Team (March 17)
Andrew Peeke	So.	D	• Bronze medal with Team USA at the 2017 IIHF Junior World Championship in Buffalo, N.Y. (Jan. 5, 2018).
Notre Dame			• Big Ten Regular Season Champions • College Hockey News Team of the Week (Nov. 29)
Jeff Jackson			• B1G Coach of the Year Finalist (March 7)

2017-18 ROSTER BY SCHOOL AND/OR MAJOR

Marketing (Mendoza College of Business)
Bo Brauer (Sr.)
Dawson Cook (Sr.)
Finance (Mendoza College of Business)
Tony Bretzman (Sr.)
Luke Ripley (Sr.)
Jack Jenkins (Jr.)
Dylan Malmquist (Jr.)
Management Consulting (Mendoza College of Business)
Jake Evans (Sr.)
Jordan Gross (Sr.)
IT Management (Mendoza College of Business)
Justin Wade (Sr.)
Political Science (College of Arts and Letters)
Dennis Gilbert (Jr.)
Bobby Nardella (Jr.)
Andrew Oglevie (Jr.)
Joe Wegwerth (Jr.)
College of Arts and Letters
Tory Dello
Mendoza College of Business
Cal Burke (So.)
Felix Holmberg (So.)
Cale Morris (So.)
Cam Morrison (So.)
Luke Novak (So.)
Michael O'Leary (So.)
Andrew Peeke (So.)
First Year of Studies
Pierce Crawford (Fr.)
Max Eisenmenger (Fr.)
Matt Hellickson (Fr.)
Dylan St. Cyr (Fr.)
Nick Sanford (Fr.)
Matt Steeves (Fr.)
Colin Theisen (Fr.)

- In addition to earning Big Ten Tournament Most Outstanding Player honors, Big Ten Player of the Year and Big Ten Goaltender of the Year, Morris has been named a Big Ten Star of the week eight times this season, including five First Star honors. He is also a semifinalist for the Richter Award.
- In a 2-2 overtime tie at Penn State (Feb. 3), Morris made a career-high 55 saves and he stopped an Andrew Sturtz penalty shot in overtime to preserve the tie and followed with two saves in the shootout to help the Irish grab the extra Big Ten point.
- Morris becomes the fourth player in Notre Dame history to make the Hobey final 10, joining Anders Bjork (2017), David Brown (2007) and Dave Poulin (1982).
- Brown, also a goaltender, is the top finisher in Notre Dame history, having earned a runner-up nod in 2007.
- Morris is looking to become the first goaltender to win college hockey's top award since Michigan State's Ryan Miller in 2001.
- A native of Larkspur, Colorado, Morris is the first player from the Centennial State to play his way into the Hobey Top 10.

TWENTY-FIVE WINS AND COUNTING

- Notre Dame's win over Ohio State in the Big Ten final on March 17 was its 25th victory of the season (25-9-2). It marks just the seventh time in school history the Irish have eclipsed 24 wins (the school record for wins is 32, set by the 2006-07 team).
- It marks the 11th season in program history with at least 23 victories (out of 49 NCAA DI varsity seasons) and the eighth under head coach Jeff Jackson.
- Notre Dame's last 25-win season came in 2012-13 when it finished the year 25-13-3.
- This season also marked just the fourth time the Irish reached 23 wins before the start of playoffs.
- The only other seasons the Irish recorded at least 23 wins in the regular season were 1987-88 (23 as a Div. I Independent), 2006-07 (27) and 2008-09 (27).

BIG AWARDS

- On March 13, Cale Morris became the second player in Notre Dame history to be named conference player of the year, while becoming the third Irish net minder to earn conference goaltender of the year awards. Morris was named Big Ten Player and Goaltender of the Year, while also earning first team All-Big Ten accolades.
- He was joined on the All-Big Ten first team by Jake Evans and Jordan Gross, while Andrew Oglevie was named Notre Dame's Big Ten Sportsmanship Award honoree.
- The last Notre Dame player to collect player and goaltender of the year awards at the conference level was also the last time an Irish player won both awards in the same year, as David Brown earned both designations from the CCHA in 2006-07. The only other Notre Dame player to earn goaltender of the year was Jordan Pearce, also in the CCHA, one season later.
- You also have to return to the CCHA days to find the last time Notre Dame had three first team all-league selections. In 2008-09, right wing Erik Condra, center Christian Hanson and defenseman Kyle Lawson were all first-team honorees. This season marks just the third time the Irish have had three first-team selections, with 2003-04 being the other year as Aaron Gill, Rob Globke and Brett Lebda all received first team All-CCHA nods.

**USCHO.com Division I Men's Poll
(March 19, 2018)**

Rk. Team (1st-place votes)	Record	Points	Last Week
1 St. Cloud State (28)	25-8-6	966	1
2 Notre Dame (14)	25-9-2	956	3
3 Denver (7)	22-9-8	893	4
4 Cornell (1)	25-5-2	859	2
5 Ohio State	24-9-5	815	5
6 Minnesota State	29-9-1	743	6
7 Providence	23-11-4	661	9
8 Northeastern	23-9-5	644	7
9 Clarkson	23-10-6	581	10
10 Michigan	20-14-3	541	11
11 Minnesota Duluth	21-16-3	508	8
12 Penn State	18-14-5	429	13
13 Boston University	21-13-4	366	18
14 North Dakota	17-13-10	343	12
15 Minnesota	19-17-2	247	15
16 Princeton	19-12-4	198	NR
17 Boston College	20-14-3	188	14
18 Michigan Tech	22-16-5	175	NR
19 Northern Michigan	25-15-3	112	16
20 Omaha	17-17-2	80	17

Others receiving votes: Air Force 78, Bowling Green 76, Mercyhurst 16, Harvard 14, Union 10, Robert Morris 1.

**USA Today/USA Hockey Magazine Poll
(March 19, 2018)**

Rk. Team	Points (1st-place votes)	Last Week	Record	In Poll
1. St. Cloud State University	495 (21)	1	25-8-6	24
2. University of Notre Dame	487 (13)	3	25-9-2	24
3. Cornell University	422	2	25-5-2	18
4. University of Denver	419	5	22-9-8	24
5. Ohio State University	382	4	24-9-5	15
6. Minnesota State University	335	6	29-9-1	23
7. Providence College	286	9	23-11-4	24
8. Northeastern University	277	7	23-9-5	23
9. Clarkson University	227	10	23-10-6	22
10. University of Michigan	213	11	20-14-3	5
11. University of Minnesota Duluth	171	8	21-16-3	21
12. Penn State University	142	12	18-14-5	14
13. Boston University	81	-	21-13-4	7
14. University of North Dakota	63	13	17-13-10	23
15. University of Minnesota	39	14	19-17-2	24

Others Receiving Votes: Boston College, 9; Union College, 8; Princeton University, 7; Harvard University, 6; Michigan Tech, 5; Bowling Green State University, 2; Northern Michigan University, 2; United States Air Force Academy, 2.

Notre Dame in the Polls

Date	USCHO.com	USA Today
September 25 (Preseason)	8	8
October 2	n/a	8
October 9	4	6
October 16	5	6
October 23	8	t-8
October 30	10	10
November 6	6	6
November 13	4	4
November 20	4	4
November 27	4	3
December 4	3	3
January 2	2	1
January 9	1	1
January 15	1	1
January 22	1	1
January 30	2	2
February 5	1	1
February 12	1	1
February 19	5	3
February 26	5	4
March 5	5	4
March 12	3	3
March 19	2	2

ND IN THE PLAYOFFS UNDER JACKSON

- Notre Dame is 36-28-0 in playoff games under 13th-year head coach Jeff Jackson, including trips to the 2008, 2011 and 2017 Frozen Fours.

CCHA	18-12-0
Hockey East	8-8-0
Big Ten	2-0-0
NCAA Tournament	8-8-0
Total	36-28-0

EVANS A SENIOR CLASS FINALIST

- Fighting Irish senior captain Jake Evans has been named one of 10 finalists for college hockey's 2017-18 Senior CLASS Award® (Feb. 16).
- Evans joins Michigan's Sam Piazza as the two finalists from the Big Ten.
- Evans was named one of 20 2017-18 Senior CLASS Award® candidates on Nov. 1.
- To be eligible for the award, a student-athlete must be classified as an NCAA Div. I senior and have notable achievements in four areas of excellence: community, classroom, character and competition.
- The 10 finalists will now be placed on the official ballot for a nationwide vote by media, coaches and fans
- The Senior CLASS Award winner will be announced during the 2018 NCAA Men's Frozen Final Four® in April.

IRISH WIN BIG CHAMPIONSHIPS

- With a 2-1 win over sixth-ranked Ohio State on Feb. 9, the Fighting Irish clinched first place in the Big Ten regular season in their first year in the league.
- Notre Dame went on to win the Big Ten tournament via a 3-2 overtime victory over those same Ohio State Buckeyes on March 17.
- The Irish are the only team in the NCAA field to have won both their regular season and tournament conference titles.
- Notre Dame was the first team (out of the six conferences) to clinch a 2018 regular season championship.
- Notre Dame broke a streak of Minnesota winning each Big Ten Regular Season Championship since the league was formed in 2013-14.
- All seven Notre Dame championships have come under the guidance of head coach Jeff Jackson and the list also includes:
 - CCHA Regular-Season Championships: 2006-07, 2008-09
 - CCHA Tournament Championships: 2006-07, 2008-09, 2012-13
- This season's championships marked the first two in program history on home ice, as the Irish clinched the 2007 title with a 1-0 win at Alaska (Feb. 17) and then secured the 2009 title with a 1-0 win at Omaha (Feb. 21, 2009). The CCHA tournament championships all came on neutral ice at Joe Louis Arena.

JACKSON RANKS (NCAA DI RECORDS BOOK)*

ACTIVE DI HEAD COACHES - WINNING PERCENTAGE

1. Mike Hastings (151-71-19), Minnesota State -- .667 (6th season)
- 2. Jeff Jackson (475-228-79), Notre Dame -- .658 (19th season)**
3. Rick Bennett (158-84-32), Union -- .635 (7th season)

ACTIVE DI HEAD COACHES - WINS

1. Jerry York, Boston College -- 1,053 (46th season)
2. Don Lucia, Minnesota -- 736 (31st season)
3. Dick Umile, New Hampshire -- 594 (28th season)
4. Rick Gotkin, Mercyhurst -- 545 (30th season)
5. Rand Pecknold, Quinnipiac -- 485 (24th season)
- 6. Jeff Jackson, Notre Dame -- 475 (19th season)**

* - Minimum five years as a NCAA Division I head coach, all totals are entering the weekend series

ON THE ROAD

- Notre Dame has the best road winning percentage in the country at .821 (11-2-1).
- The Irish are tied with Cornell (9-2-2) for fewest road losses in the country.
- Notre Dame's goals-against average on the road is 1.29, which also ranks first.
- In road and neutral site games, Notre Dame is 11-3-1 and that .767 winning percentage ranks second behind Minnesota State (.778).

CAREER POINTS BY ND DEFENSEMEN

- 1. John Schmidt (1978-82), 28-95-123
- 2. Jeff Brownschidle (1977-81), 29-92-122
- **3. Jordan Gross (2014-), 34-82-116**
- 4. Jack Brownschidle (1973-77), 31-78-109
- 5. Bob Thebeau (1982-86), 40-63-103
- 6. Paul Clarke (1973-77), 38-62-100

RECORD-SETTING WIN STREAK

- Earlier this season, Notre Dame set a program record with 16 consecutive victories.
- The record-setting streak began with a 5-4 win over Omaha on Oct. 27, with win No. 16 then coming on Jan. 19, 2018 with a 4-2 victory over Wisconsin.
- Notre Dame earned that program record setting win at the Compton Family Ice Arena in front of a record setting crowd (5,630).
- The streak tied for the 16th-longest winning streak in NCAA DI men's hockey history.
- Dating back to the 1993-94 season, Notre Dame is just the third team with a winning streak of at least 16 games, joining Boston College in 2011-12 (19 wins) and Harvard in 2016-17 (16 wins).
- The span between Notre Dame's losses bookending the 16-game streak was 87 days.
- The only other time Notre Dame won at least 15 games in a row occurred during the 1983-84 season from Nov. 4, 1983 - Jan. 21, 1984 (the Irish competed under club status for the 1983-84 season).
- Notre Dame's previous longest winning streak under coach Jackson was 10 games from Feb. 13 - March 21, 2009.
- The Fighting Irish also became the first Big Ten team to go undefeated through the first 13 games of the conference season and the second Big Ten team to go undefeated through 10 games (Minnesota started 2013-14 with an 8-0-2-0 record).
- Jackson's previous longest career winning streak came with Lake Superior when his team won 15 consecutive games from Jan. 19 - March 9, 1991 as part of a 28-game unbeaten stretch by the Lakers.
- The 16-game winning streak was also Notre Dame's longest unbeaten streak since Oct. 31, 2008 - Jan. 17, 2009 when the Irish went 17-0-3 over a span of 20 games.

LONGEST WIN STREAKS SINCE 1993-94

- Boston College 19 (2011-12)
- Harvard 16 (2016-17)
- **Notre Dame 16 (2017-18)**
- Clarkson 14 (2017-18)
- Denver 13 (2016-17)
- Northeastern 13 (2015-16)
- Air Force 13 (2008-09)
- Boston College 13 (2006-07)

#1

- Notre Dame was ranked No. 1 in both the USCHO.com and the *USA Today/USA Hockey Magazine* polls most recently on Monday, Feb. 12.
- It marked the sixth week this season Notre Dame has been ranked No. 1 in at least one of the polls.
- Prior to this season, Notre Dame was last ranked No. 1 in the USCHO.com preseason poll released on Sept. 27, 2011.
- The number one ranking this season marks the seventh time in program history that the Irish have been ranked at the top for at least one week during a given season.
- During the 2006-07 season, Notre Dame was ranked No. 1 for seven straight weeks from Feb. 5 to March 25.
- During the 2008-09 campaign, the Irish were No. 1 from Dec. 1 to Jan. 26, a span covering seven weeks.
- The Irish moved into first in the *USA Today* poll again on Feb. 23, 2009, for the second time that season and on March 15, 2009, were ranked No. 1 in the USCHO.com poll.
- Notre Dame was also No. 1 for one week during the 1976-77 season.
- The Irish were the first Big Ten team to achieve the top ranking since Penn State was ranked No. 1 in the Jan. 16, 2017 polls.

EVANS A SPENGLER CUP CHAMPION

- Over the semester break, senior captain Jake Evans (Toronto, Ontario) helped Team Canada capture the 2017 Spengler Cup Championship in Davos, Switzerland.
- Evans played all four games for Team Canada, which recorded preliminary wins over Mountfield HK (5-3) and HC Davos (4-1) and then posted a 5-2 win in the semifinals over Mountfield HK (Dec. 30) and followed with a 3-0 championship game victory over Team Switzerland (Dec. 31).
- It marked Canada's third consecutive Spengler Cup Championship and 15th overall.
- The Spengler Cup, widely considered the oldest invitational hockey tournament in the world, dating back to 1923 and the 2017 version marked the 91st edition of the tournament.
- Hockey Canada officials were using the Spengler Cup as an evaluation tool to help determine their roster for the upcoming XXIII Olympic Winter Games in PyeongChang, South Korea (Feb. 9-25, 2018).
- Evans was one of four NCAA players to make Canada's roster as he was joined by the Northeastern duo of Jeremy Davies and Dylan Sikura as well as Boston University's Brandon Hickey.
- The tournament marked Evans' first appearance with the Canadian National Team (senior) and it was his first time suiting up for his country since playing in the World Junior A Challenge (2013/14).

PEEKE HELPS TEAM USA TO BRONZE

- Sophomore defenseman Andrew Peeke helped Team USA earn the bronze medal at the 2018 IIHF World Junior Championship in Buffalo, N.Y. (Dec. 26, 2017 - Jan. 5, 2018).
- In the bronze medal game, Peeke and Team USA downed the Czech Republic, 9-3, on Jan. 5.
- Peeke became the sixth Notre Dame player to medal at the prestigious event.
- Peeke played in all seven Team USA games, totaling a goal and an assist for two points.
- Current Boston Bruins forward Anders Bjork was the most recent Irish player to make Team USA's World Junior Championship team (2015-16).
- Dating back to 1997, 19 Notre Dame players have now taken part in the IIHF World Junior Championships.
- Notre Dame's other medalists include Anders Bjork (bronze in 2015), Mario Lucia (gold in 2013), Kyle Palmieri (gold in 2010 and bronze in 2011), Kyle Lawson (bronze in 2007) and Ben Simon (silver in 1997).

BURKE BREAKING OUT

- Forward Cal Burke is putting together a strong sophomore season for the Irish.
- After scoring three goals and adding eight assists for 11 points in 35 games as a freshman, Burke has 13 goals and 11 assists for 24 points in 34 games as a sophomore.
- Burke, who sustained an injury at the end of the regular season during his freshman season and was forced to miss the playoffs, registered his first career hat trick in Notre Dame's 6-2 win at Wisconsin to close out the first semester (Dec. 9).
- It marked the first Fighting Irish hat trick since Steven Fogarty found the back of the net three times against Penn State on Oct. 16, 2015.
- Three of Burke's 13 goals this season have proven to be game winners.

STRONG START

- Notre Dame (15-3-1 to start the year) won 15 of its first 19 games for the first time since the 2006-07 season when the Irish also got off to a 15-3-1 start (15th win came on Dec. 30, 2006).
- The Irish also last won 15 of their first 20 games in 2006-07 (16-3-1).
- Last season, Notre Dame's 15th win of the year came in game 28 (Feb. 4, 2017 vs. Vermont).
- On Saturday, Nov. 18, Notre Dame (10-3-1) and Clarkson (10-3-1) became the first two teams in the country to reach 10 wins on the season.
- It marked the first time Notre Dame won 10 of its first 14 games since 2012-13 (10-4-0) with that season's 10th win coming on Nov. 30, 2012.
- This season also marks the earliest the Irish reached 10 wins (based on date) since starting 2007-08 with a 10-4-0 record with that 10th win coming on Nov. 20 (same weekend of the season as Nov. 18 this year).

EVANS AND GROSS HIT 100

- With a pair of third period assists against Denver (Oct. 14), senior captain Jake Evans hit the 100-career points plateau.
- Evans became the 52nd player in program history to reach 100-career points and the first since Anders Bjork did so during the 2016-17 season.
- Senior defenseman Jordan Gross then hit the 100-career points milestone in Notre Dame's 5-4 win over Omaha (Oct. 27), becoming the 53rd player in program history with 100 points.
- Gross is just the sixth defenseman in program history to reach the century mark and the first to do so since Bob Thebeau in 1985-86.

QUICK STRIKE GOALS

- In Notre Dame's 5-4 win over Omaha on Oct. 27, Cam Morrison and Jack Jenkins scored goals just 11 seconds apart in the second period.
- The 11 seconds between goals was just three seconds over the Notre Dame record of eight seconds, set by Erik Condra and Tom Sawatske in the third period of Notre Dame's game at Northern Michigan on Jan. 21, 2006.
- In Notre Dame's 6-3 win over Michigan State (Feb. 23), Andrew Peeke and Cam Morrison scored just 16 seconds apart to turn a 2-1 lead into a 4-1 advantage for the Irish seven minutes into the second period.
- In Notre Dame's 3-2 win at Ohio State on Nov. 4, Dylan Malmquist and Jake Evans scored just 34 seconds apart to stake the Irish to a 3-0 lead midway through the second period.
- Evans and Cal Burke scored 47 seconds apart midway through the first period to give the Irish a 2-0 lead in an eventual 4-1 win at RPI (Nov. 17).
- Evans and Burke also scored 62 seconds apart in Notre Dame's 3-1 win at Michigan State, turning a 1-0 second period deficit into a 2-1 lead midway through the middle frame.
- In Notre Dame's 2-2 tie at Penn State (Feb. 3), Burke and Dylan Malmquist scored 1:44 apart in the first period.

OGLEVIE'S BUZZER BEATERS

- Junior forward Andrew Oglevie scored a pair of buzzer-beating goals in Notre Dame's 4-0 win over Alabama Huntsville (Oct. 7).
- Both of Oglevie's goals were scored with under 1.0 second remaining in the first and second periods, respectively.

WINTER CLASSIC AT ND STADIUM

- The 2019 Bridgestone NHL Winter Classic® will feature the Chicago Blackhawks® and Boston Bruins® outdoors on Jan. 1, 2019, at Notre Dame Stadium, home of the University of Notre Dame Fighting Irish, the National Hockey League (NHL®) announced on Nov. 18.
- The 2019 Bridgestone NHL Winter Classic® will be broadcast live on NBC, Sportsnet and TVA Sports.
- Additional details including game time, ticket information and other events surrounding the game will be announced in the coming months.

YEAR ONE IN THE B1G

- Notre Dame is concluding its first season as an affiliate member of the Big Ten Conference in 2017-18.
- Head Coach Jeff Jackson is overseeing the Fighting Irish in a third conference, having spent his first eight seasons with the Irish in the CCHA and the previous four seasons in Hockey East.
- Big Ten hockey features seven teams this season and each team will play 24 conference games.
- In a league game, the results of the shootout following a tied overtime period count towards league standings (in non-conference games, the results of any shootouts were for exhibition purposes).

TELEVISION

- Once again, Notre Dame has been one of college hockey's most televised teams in 2017-18.
- The NBC Sports Group televised and/or stream 19 Notre Dame regular-season home games, including NBCSN games against Denver (Oct. 13-14), Penn State (Nov. 11), Minnesota (Nov. 24), Michigan (Jan. 7), Wisconsin (Jan. 21) and Ohio State (Feb. 9).
- It marked the fifth consecutive season of NBC Sports coverage for the Irish.
- ESPN2 carried the Irish road game at Minnesota on Friday, Jan. 26 and Notre Dame's Big Ten Tournament semifinal game against Penn State was broadcast by ESPNU (March 10).
- Notre Dame also appeared on the Big Ten Network (linear) for five road games and the Big Ten tournament championship game.

IRISH IN THE NHL

- Eight former Notre Dame hockey players have appeared in the National Hockey League thus far in the 2017-18 season, led by the NHL's 10th-leading scorer Anders Lee (as of March. 14, Lee had 33 goals).
- Additional Irish alums to appear in the NHL this season include, back-to-back defending Stanley Cup Champions Ian Cole and Bryan Rust (Pittsburgh; Cole traded to Columbus on Feb. 26), rookie Anders Bjork (Boston), Vince Hinostroza (Chicago), Stephen Johns (Dallas), Kyle Palmieri (New Jersey) and Riley Sheahan (Pittsburgh).
- Bjork became the 17th former Irish player under Jeff Jackson to reach the NHL and the program's 31st overall when Boston opened the season with a home win against Nashville on Oct. 5 (Bjork had an assist in that win).
- Sheahan was traded from Detroit to Pittsburgh on Oct. 21, where he joins Cole and Rust (at Notre Dame, he played with Cole during the 2009-10 season and with Rust during the 2010-11 and 2011-12 seasons).
- In Pittsburgh's 5-2 win over San Jose on Jan. 30, Rust scored a pair of goals, the first of which was assisted by Cole and Sheahan for an All-Irish NHL goal.
- Last season (2016-17), a program-record 10 former Notre Dame hockey players played in the NHL (nine was the previous high in 2011-12).
- The 2016-17 season also included several stretches where eight former Irish players were in the league at the same time, marking the first time in program history eight former players were on active NHL rosters at the same time (now has happened in back-to-back seasons).
- Prior to Bjork, Robbie Russo (Detroit) and T.J. Tynan (Columbus) were the most recent former Irish players to make their NHL debuts when they both did so on March 7, 2017.
- Also during the 2016-17 season, Rust became the third former Irish player to record an NHL hat trick, joining Palmieri (1) and Dave Poulin (5) and Lee totaled 34 goals to set the record for goals in an NHL season by a former Irish player.
- With Pittsburgh winning the 2017 Stanley Cup, Rust and Cole became the third and fourth former Irish players to win back-to-back Stanley Cup Championships, joining Bill Nyrop (Montreal '76-'77-'78) and Don Jackson (Edmonton '84-'85).

WHO'S NEXT TO THE NHL?

- On Oct. 5 of the 2017-18 NHL season, Anders Bjork (Boston) became the 17th former Irish player under Jeff Jackson to reach the NHL and the program's 31st overall.
- While hard to predict, here's a look at a few former Irish players who could be next to make it to the NHL (Name, years at Notre Dame: current season stats):
- Thomas DiPauli (2012-16): currently with Pittsburgh's AHL affiliate Wilkes-Barre/Scranton; 50 GP, 10-8-18.
- Steven Fogarty (2012-16): currently with the New York Rangers' AHL affiliate Hartford Wolfpack; 50 GP, 8-9-17.
- Sam Herr (2012-16): currently with Los Angeles' AHL affiliate Ontario; 43 GP, 3-3-6.
- Cal Petersen (2014-17): currently with Los Angeles' AHL affiliate Ontario; 28 GP, 16-9-1, 2.46 GAA, .912 Sv.%.

**HEAD COACH
JEFF JACKSON**



- The 2017-18 hockey season marks University of Notre Dame hockey coach Jeff Jackson's 13th season behind the Irish bench. The highly regarded Jackson now has over 30 years of coaching experience.
- Notre Dame's Jeff Jackson era began in 2005 when the University searched for a man who could move the program among the elite hockey schools in the country.
- During his now 13-year run, Notre Dame has become one of the nation's top teams, winning the Central Collegiate Hockey Association's (CCHA) regular-season title twice (2006-07 and 2008-09) while earning three Mason Cup championships ('07, '09 and the final one in 2013)
- Since his arrival at Notre Dame, the Irish skaters have accumulated an overall record of 268-167-52, including eight trips to the NCAA Tournament (2006-09, 2010-11, 2012-14 and 2016-17), three Frozen Four appearances (2008, 2011 and 2017) and one national championship berth (2008).
- The 2017-18 season begins Notre Dame's hockey tenure in the Big Ten Conference. Since the introduction of hockey to the Big Ten, Jackson's Irish hold a 4-7-1 record against members of the conference.
- Between 2006-09, the Irish turned in win totals of 32, 27 and 31 for three consecutive seasons of 25 or more wins and three consecutive NCAA tournament appearances, a first in program history.
- Jackson's success on the ice also has had a major impact off the ice for the Irish. With the wins came a commitment from the University that led to the new home of Irish hockey - The Compton Family Ice Arena - one of the finest college hockey facilities in the nation. The new venue opened on Oct. 21, 2011.
- The Irish have seen 34 players selected in the National Hockey League Entry Draft during Jackson's tenure, including three first round selections. Since his arrival on campus, Notre Dame has also seen 21 products from USA Hockey's National Team Development Program reach the Irish ranks.
- Jackson has coached six Irish players to All-America honors - Anders Bjork (2017) Robbie Russo (2015), Anders Lee (2013), Ian Cole (2009), Erik Condra (2009) and David Brown (2007).
- In addition, 16 of his players have gone on to play in the NHL, including most recently Robbie Russo (Detroit) and T.J. Tynan (Columbus), who each made their NHL debuts on March 7, 2017.
- Jackson's Notre Dame teams have played with poise, discipline, team speed and have also featured strong goaltending and excellent special teams play.
- Having led the Lake Superior State Lakers to an NCAA Division I title in 1992 and 1994, Jackson became the first coach to have won the championship prior to joining Notre Dame's hockey staff.
- As a head coach, Jackson has led teams to 14 NCAA Tournament appearances and seven conference championships (1991-93, '95, '07, '09 and '13).

THE JEFF JACKSON FILE COLLEGIATE HEAD COACHING					
19th year as NCAA Div. I Head Coach					
Alma Mater: Michigan State ('78, '79)					
School	Seasons	Record			Pct.
Lake Superior State	6	182	52	25	.751
Notre Dame	13	291	176	54	.
TOTALS	19	475	228	79	.

THE JEFF JACKSON FILE ADDITIONAL HEAD COACHING					
Team	Seasons	Record			
USNTDP (USHL)	3	N/A	N/A	N/A	N/A
Guelph (OHL)	2	71	46	16	3

HONORS AND ACCOLADES	
Year	Award
1990-91	CCHA Coach of the Year
2006-07	CCHA Coach of the Year
2006-07	Spencer Penrose Award
2010-11	CCHA Coach of the Year

JACKSON AND THE FROZEN FOUR	
Year	Team
1992	Lake Superior State (NCAA Champion)
1993	Lake Superior State (NCAA Runner-Up)
1994	Lake Superior State (NCAA Champion)
2008	University of Notre Dame (NCAA Runner-Up)
2011	University of Notre Dame (NCAA Semifinalist)
2017	University of Notre Dame (NCAA Semifinalist)

- A 1978 graduate of Michigan State University with a degree in communications, Jackson followed with an education degree from Michigan State in 1979.
- In May 2003, Inside College Hockey ranked Jackson 12th on its list of the 16 greatest college coaches of all-time with only five of the 16 still active.
- He made his NHL debut as an assistant coach with the New York Islanders during the 2003 season in which they earned a spot in the 2004 Stanley Cup playoffs. The following season all games were canceled due to the unresolved 2004-05 NHL lockout, and at the end of the year Jackson left the Islanders to join the Fighting Irish as head coach for the 2005-06 season.
- Jackson is a member of the USA Hockey Coaches Achievement Program, the American Hockey Coaches Association and the National Hockey League Coaches Association.

JEFF JACKSON RECORDS VS. DIVISION I TEAMS				
Team	W	L	T	%
Air Force	1	0	0	1.00
Alabama Huntsville	8	1	0	0.889
Alaska	21	8	1	0.696
Alaska Anchorage	1	0	0	1.00
Arizona State	2	0	0	1.00
Army	1	0	0	1.00
Bemidji State	0	1	0	0.00
Boston College	10	8	0	0.555
Boston University	10	5	1	0.656
Bowling Green	43	9	4	0.804
Brown	0	1	0	0.00
Canisius	1	0	0	1.00
Clarkson	2	3	0	0.40
Colgate	1	0	0	1.00
Colorado College	0	1	0	0.00
Connecticut	4	1	1	0.750
Cornell	2	1	0	0.667
Denver	1	5	3	0.278
Ferris State	29	11	4	0.705
Harvard	1	1	0	0.50
Holy Cross	2	0	0	1.00
Illinois-Chicago	24	2	0	0.923
Kent State	7	0	1	0.938
Lake Superior State	20	4	4	0.786
Laurentian	2	0	0	1.00
Maine	9	4	1	0.679
Massachusetts	8	4	0	0.667
Massachusetts Lowell	4	9	2	0.333
Mercyhurst	1	0	0	1
Merrimack	6	2	1	0.722
Miami	20	16	10	0.694
Michigan	28	28	8	
Michigan State	26	16	8	
Michigan Tech	6	2	1	0.722
Minnesota	9	6	0	
Minnesota-Duluth	6	6	2	0.50
Minnesota State	2	3	0	0.40
Nebraska Omaha	12	3	2	
New Hampshire	6	3	1	0.650
Niagara	2	0	0	1.00
Northeastern	6	10	2	0.389
North Dakota	1	2	2	0.30
Northern Michigan	16	7	3	0.667
Notre Dame	11	2	0	0.846
Ohio State	32	14	7	0.670
Penn State	5	2	2	.667
Princeton	4	1	0	0.80

Providence College	8	3	2	0.692
Rensselaer	5	1	0	
Robert Morris	1	1	0	0.50
Sacred Heart	3	1	0	0.750
St. Cloud State	0	2	0	0.00
St. Lawrence	2	0	1	0.833
Toronto	1	0	0	1.00
Union College	1	1	0	0.50
Vermont	6	2	2	0.70
Western Michigan	30	14	10	0.648
Wisconsin	4	3	0	
York University	1	0	0	1

POST-SEASON RECORD VS. DIVISION I TEAMS			
Team	W	L	%
Alabama Huntsville	1	0	1.00
Alaska	2	2	0.50
Alaska Anchorage	1	0	1.00
Bemidji State	0	1	0.00
Boston College	2	2	0.50
Boston University	3	1	0.750
Bowling Green	4	0	1.00
Clarkson	2	2	0.50
Cornell	1	0	1.00
Denver	0	1	0.00
Ferris State	2	1	0.667
Harvard	1	0	1.00
Illinois-Chicago	6	0	1.00
Lake Superior State	3	1	0.750
Maine	0	1	0.00
Massachusetts	2	1	0.667
Massachusetts Lowell	2	4	0.333
Merrimack	1	0	1.00
Miami	2	2	0.50
Michigan	11	6	
Michigan State	5	1	0.833
Minnesota	2	0	1.00
Minnesota-Duluth	1	1	0.50
Nebraska Omaha	2	0	1.00
New Hampshire	2	0	1.00
Northeastern	1	2	0.333
Northern Michigan	1	1	0.50
Ohio State	8	2	0.800
Penn State	1	0	1.00
Providence College	2	0	1.00
St. Cloud State	0	2	0.00
Vermont	0	1	0.00
Western Michigan	3	0	1.00

NOTRE DAME'S 2017-18 RECORD WHEN	
Overall	25-9-2
In Big Ten regular season games	17-6-1-1
Non-conference games	6-3-1
Home	14-6-1
Road	11-2-1
Neutral	0-1-0
In overtime games	2-1-2
When Notre Dame scores first	21-2-2
When opponents score first	4-7-0
When Notre Dame leads after 1 period	10-1-1
When Notre Dame trails after 1 period	5-5-0
When score is tied after 1 period	9-3-1
When Notre Dame leads after 2 periods	19-1-0
When Notre Dame trails after 2 periods	1-6-0
When score is tied after 2 periods	5-2-2
When Notre Dame trails at any point in the third period	1-7-1
When Notre Dame outshoots opponent	8-2-0
When opponent outshoots Notre Dame	17-6-2
When shots are even	0-1-0
In Game 1 of weekend series	12-4-1
In Game 2 of weekend series	11-5-1
In Game 1 of Big Ten weekend series	10-2-0
In Game 2 of Big Ten weekend series	7-4-1
In one-goal games	11-3-0
In two-goal games	7-4-0
When scoring 0-1 goals	3-4-0
When scoring two or more goals	20-5-2
When scoring three or more goals	18-3-0

When scoring four or more goals	12-2-0
When scoring five or more goals	7-0-0
Against Ranked Opponents	
vs. #1/1 Denver	0-1-1
vs. #4/5 Ohio State	1-0-0
vs. #6/6 Minnesota	2-0-0
vs. #6/6 Ohio State	1-1-0
vs. #12/12 Penn State	1-0-0
at #12/12 Wisconsin	2-0-0
at #13/14 Minnesota	1-1-0
at #16/RV Ohio State	2-0-0
at #17 Penn State	1-0-1
vs./at #18 Michigan	0-2-0
vs. #18 Wisconsin	1-1-0
vs. #19/RV Penn State	2-0-0
Total	14-6-2
Month-By-Month	
Notre Dame in October	4-3-1
Notre Dame in November	8-0-0
Notre Dame in December	4-0-0
Notre Dame in January	4-2-0
Notre Dame in February	3-4-1
Notre Dame in March	2-0-0
Vs. Conferences	
Atlantic Hockey	1-1-0
Big Ten	19-6-1
ECAC	2-0-0
NCHC	1-2-1
WCHA	2-0-0

THE LAST TIME...

TEAM	
Notre Dame won in overtime	March 18, 2018 vs. Ohio State/B1G Final (3-2)
Notre Dame lost in overtime	January 26, 2018 at Minnesota (1-0)
Notre Dame tied in overtime	February 3, 2017 at Penn State (2-2, ND shootout win)
Notre Dame scored 10 or more goals in a game	December 29, 2010 vs. Canisius (10-2)
Notre Dame allowed 10 or more goals in a game	March 12, 2005 at Michigan (10-1)
Notre Dame had a home shutout	November 24, 2017 vs. Minnesota (Cale Morris, 44 saves)
Notre Dame had a road shutout	December 2, 2017 at Michigan State (Cale Morris, 23 saves)
Notre Dame had a neutral site shutout	October 13, 2012 vs. Maine (Steven Summerhays, 22 saves)
Notre Dame was shutout at home	November 26, 2016 vs. Clarkson (Jake Keilley 35 saves)
Notre Dame was shutout on the road or neutral	February 18, 2018 at Michigan (Hayden Lavigne, 35 saves; 1-0)
Notre Dame won 1-0	November 24, 2017 vs. Minnesota (Cale Morris, 44 saves)
Notre Dame had 40 or more shots in a game	March 10, 2018 vs. Penn State/B1G Semifinal (47 shots)
Notre Dame had 50 or more shots in a game	October 7, 2016 vs. Arizona State (51 shots)
Notre Dame surrendered 40 or more shots in a game	March 17, 2018 vs. Ohio State/B1G Final (43 shots)
Notre Dame surrendered 50 or more shots in a game	February 3, 2018 at Penn State (57 shots)
Notre Dame had three PP goals in a game	January 27, 2018 vs. Minnesota (4-1 win)
Notre Dame had four PP goals in a game	October 20, 2013 vs. Michigan Tech (7-3 win)
Notre Dame had six PP goals in a game	October 7, 2016 vs. Arizona State (9-2 win) February 13, 2009 vs. Northern Michigan (9-5 win)
Notre Dame had one short-handed goal	February 24, 2018 vs. Michigan State (Dennis Gilbert, 4-3 loss)
Notre Dame had two short-handed goals	January 7, 2011 at Northern Michigan (8-1 win) November 20, 2010 vs. Michigan State (4-2 win)
Notre Dame surrendered five PP goals	December 4, 2004 vs. Michigan (8-0 loss)
Notre Dame surrendered four PP goals	February 1, 2013 at Ohio State (6-3 loss)
Notre Dame surrendered three PP goals	December 2, 2016 at UMass (5-4 loss)
Notre Dame surrendered two short-handed goals	February 8, 2013 vs. Michigan (7-4 win)
Notre Dame played a #1 ranked team	October 14, 2017 vs. Denver (L, 4-2)
Notre Dame tied a #1 ranked team	October 13 2017 vs. Denver (T, 2-2 in OT)
Notre Dame defeated a #1 ranked team	March 1, 2014 at Boston College (W, 2-1 in OT)
Notre Dame defeated a #1 ranked team at home	November 8, 2013 vs. Minnesota (W, 4-1)
Notre Dame swept a series versus a top-10 opponent	November 24-25, 2017 vs. #6/6 Minnesota (1-0 & 5-2)
Notre Dame erased a two-goal deficit to win or tie	February 2, 2018 at Penn State (W, 5-3)
Notre Dame erased a two-goal, third period deficit to win	December 8, 2017 at Wisconsin (W, 3-2) December 10, 2015 at Boston College (W, 4-3)
Had at least eight penalty kills	November 17, 2017 at RPI (ND 8-for-8 on the PK)
Notre Dame took zero penalties in a game	December 2, 2017 at Michigan State (W, 2-0)

INDIVIDUAL	
Notre Dame player scored a hat trick	December 9, 2017 - Cal Burke at Wisconsin
Notre Dame defenseman scored a hat trick	January 18, 2015 - Robbie Russo at UConn
Notre Dame player scored four goals	October 19, 1995 - Brian Urick at Alaska Fairbanks
Notre Dame player scored five goals	December 29, 1971 - Ian Williams at Dartmouth
Notre Dame player had three assists	January 27, 2018 - Andrew Oglevie at Minnesota (0-3-3)
Notre Dame player had four assists	October 26, 2017 - Jake Evans vs. Omaha (0-4-4)
Notre Dame player had five assists	October 21, 1994 - Jamie Ling vs. Waterloo (2-5-7)
Notre Dame player had four points	October 26, 2017 - Jake Evans vs. Omaha (0-4-4)
Notre Dame player had five points	February 13, 2009 - Erik Condra at Northern Michigan (2-3-5)
Notre Dame player had six points	October 21, 1994 - Jamie Ling vs. Waterloo (2-5-7)
Notre Dame player had seven points	October 21, 1994 - Jamie Ling vs. Waterloo (2-5-7)
Notre Dame goalie made 35+ saves	March 17, 2018 - Cale Morris vs. Ohio State/B1G Final, 41 saves (3-2 ND OT win)
Notre Dame goalie made 40+ saves	March 17, 2018 - Cale Morris vs. Ohio State/B1G Final, 41 saves (3-2 ND OT win)
Notre Dame goalie made 50+ saves	February 3, 2018 - Cale Morris at Penn State, 55 saves (T, 2-2, ND Shootout win)
Opposing player scored a hat trick	October 19, 2017 - Vito Bavaro of Sacred Heart
Opposing player scored four goals	March 12, 1994 - Colin Ward of Western Michigan
Opposing player scored five goals	November 10, 1973 - Tom Ross of Michigan State
Opposing player had four assists	December 2, 2011 - Ludwig Karlsson of Northeastern (0-4-4)
Opposing player had five assists	January 20, 1996 - Kevin Hilton of Michigan (0-5-5)
Opposing player had four points	March 12, 2016 - Kevin Roy of Northeastern (2-2-4)
Opposing player had five points	January 27, 2001 - Jeff Hamilton of Yale (2-3-5)
Opposing player had six points	January 11, 1994 - John Gruden of Ferris State (4-3-7)
Opposing player had seven points	January 11, 1994 - John Gruden of Ferris State (4-3-7)
Opposing goalie made 35+ saves	March 17, 2018 - Sean Romeo of Ohio State, 35 saves (3-2 ND OT win)
Opposing goalie made 40+ saves	March 10, 2018 - Peyton Jones of Penn State, 44 saves (3-2 ND win)
Opposing goalie made 50+ saves	March 6, 2015 - Steve Mastalerz of UMass, 75 saves (4-3 ND loss)
Notre Dame had a penalty shot	January 21, 2017 - Joe Wegwerth (saved vs. New Hampshire)
Notre Dame scored on a penalty shot	December 6, 2013 - Jeff Costello (vs. UMass) March 16, 2013 - Bryan Rust (vs. Bowling Green)
Opponent had a penalty shot	February 3, 2018 - Andrew Strurtz, Penn State (saved by Cale Morris in OT in 2-2 tie) January 19, 2018 - Trent Frederic, Wisconsin (scored on Cale Morris, 4-2 ND win) March 10, 2017 - Shane Kavanagh, Providence (vs. Cal Petersen, missed wide, 5-0 ND win) January 29, 2016 - Colin White, Boston College (saved by Cal Petersen, 4-0 ND loss) January 22, 2016 - Ara Nazarian, New Hampshire (scored on Cal Petersen, 5-1 ND win) December 10, 2015 - Colin White, Boston College (saved by Cal Petersen, 4-3 ND win)

2017-18 COMBINED STATS

Date	Opponent	Score	Att.	Record:	Overall	Home	Away	Neutral
Oct 06	ALABAMA HUNTSVILLE	W 5-3	3885	ALL GAMES	25-9-2	14-6-1	11-2-1	0-1-0
Oct 07	ALABAMA HUNTSVILLE	W 4-0	3412	CONFERENCE	17-6-1	8-3-0	9-2-1	0-1-0
Oct 13	#1 DENVER	Tot 2-2	4478	NON-CONFERENCE	8-3-1	6-3-1	2-0-0	0-0-0
Oct 14	#1 DENVER	L 2-4	4075					
Oct 19	SACRED HEART	L 4-6	3340					
Oct 20	SACRED HEART	W 3-1	4007					
Oct 26	OMAHA	L 4-6	3834					
Oct 27	OMAHA	W 5-4	4743					
* Nov 03	at #16 Ohio State	W 4-1	6749					
* Nov 04	at #16 Ohio State	W 3-2	5900					
* Nov 10	#19 PENN STATE	W 5-3	4574					
* Nov 11	#19 PENN STATE	W 1-0	4160					
Nov 17	at Rensselaer	W 4-1	2866					
Nov 18	at Rensselaer	Wot 1-0	3030					
* Nov 24	#6 MINNESOTA	W 1-0	4931					
* Nov 25	#6 MINNESOTA	W 5-2	4383					
* Dec 01	at Michigan State	W 3-1	6392					
* Dec 02	at Michigan State	W 2-0	5698					
* Dec 08	at #12 Wisconsin	W 3-2	9216					
* Dec 09	at #12 Wisconsin	W 6-2	11934					
* Jan 05	at MICHIGAN	W 2-1	5800					
* Jan 07	MICHIGAN	W 2-1	4896					
* Jan 19	#18 WISCONSIN	W 4-2	5630					
* Jan 21	vs #18 Wisconsin	L 0-5	9313					
* Jan 26	at #13 Minnesota	Lot 0-1	8501					
* Jan 27	at #13 Minnesota	W 4-1	9890					
* Feb 02	at #17 Penn State	W 5-3	6229					
* Feb 03	at #17 Penn State	Tot 2-2	6221					
* Feb 09	#6 OHIO STATE	W 2-1	5291					
* Feb 10	#6 OHIO STATE	L 1-5	5202					
* Feb 16	#18 MICHIGAN	L 2-4	5593					
* Feb 18	at #18 Michigan	L 0-1	5800					
* Feb 23	MICHIGAN STATE	W 6-3	4660					
* Feb 24	MICHIGAN STATE	L 3-4	5174					
Mar 10	#12 PENN STATE	W 3-2	4892					
Mar 17	#4 OHIO STATE	Wot 3-2	5515					

#	Player	gp	g	a	pts	sh	sh%	pen-min	pp	sh
18	Jake Evans	36	11	29	40	101	.109	9-18	3	2
15	Andrew Oglevie	32	12	20	32	112	.107	9-18	6	0
3	Jordan Gross	36	8	17	25	130	.062	12-24	3	1
11	Cal Burke	34	13	11	24	89	.146	2-15	1	0
27	Bobby Nardella	36	5	18	23	60	.083	7-14	3	0
26	Cam Morrison	36	8	13	21	83	.096	5-10	1	0
13	Colin Theisen	36	6	12	18	78	.077	8-16	1	0
25	Dylan Malmquist	30	7	10	17	46	.152	4-8	1	0
22	Andrew Peeke	35	5	9	14	52	.096	10-20	2	0
5	Matt Hellickson	36	3	9	12	42	.071	6-12	3	0
28	Jack Jenkins	36	3	8	11	71	.042	1-2	0	0
21	Joe Wegwerth	28	5	5	10	49	.102	3-6	3	0
4	Dennis Gilbert	35	4	6	10	46	.087	8-16	0	2
9	Dawson Cook	34	6	2	8	29	.207	7-14	0	0
29	Bo Brauer	33	5	3	8	37	.135	8-27	0	0
19	Mike O'Leary	34	3	5	8	39	.077	11-22	0	0
20	Justin Wade	32	0	3	3	24	.000	16-54	0	0
6	Tory Dello	34	1	1	2	25	.040	9-18	0	0
8	Matt Steeves	11	1	0	1	12	.083	5-10	0	0
14	Max Eisenmenger	5	0	1	1	2	.000	1-2	0	0
32	Cale Morris	33	0	1	1	0	.000	1-2	0	0
23	Luke Novak	4	0	1	1	7	.000	1-2	0	0
17	Pierce Crawford	8	0	0	0	2	.000	2-4	0	0
12	Felix Holmberg	4	0	0	0	2	.000	0-0	0	0
24	Luke Ripley	3	0	0	0	1	.000	0-0	0	0
TM	TEAM	13	0	0	0	0	.000	1-2	0	0
Total		36	106	184	290	1139	.093	146-336	27	5
Opponents		36	78	130	208	1300	.060	150-322	13	2

TEAM STATISTICS **ND** **OPP**

SHOT STATISTICS		
Goals-Shot attempts	106-1139	78-1300
Shot pct.	.093	.060
Goals/Game	2.9	2.2
Shots/Game	31.6	36.1
POWER PLAYS		
Goals-Power Plays	27-120	13-114
Conversion Percent	.225	.114
Shot Attempts	198	194
Shot Percent	.136	.067
GOAL BREAKDOWN		
Power Play	27	13
Short-handed	5	2
Empty net	7	4
Penalty	0	1
Unassisted	6	3
Overtime	2	1
Shootout	0	0
Delayed Penalty	0	0
PENALTIES		
Number	146	150
Minutes	336	322
Penalties/Game	4.1	4.2
Pen minutes/Game	9.3	8.9
SHOOTOUTS (Made-Att)	2-7	2-7

#	Goalie	gp	min	ga	gaavg	saves	save%	w-l-t
32	Cale Morris	33	1937:47	62	1.92	1089	.946	24-7-1
1	Dylan St. Cyr	5	235:11	12	3.06	133	.917	1-2-1
TM	EMPTY NET	13	10:13	4	-	0	.000	0-0-0
Total		36	2183:11	78	2.14	1222	.940	25-9-2
Opponents		36	2183:11	106	2.91	1033	.907	9-25-2

Attendance Summary		ND	Opponent
Total		96675	94226
Dates/Avg Per Date		21/4604	14/6730
Neutral Site #/Avg		1/9313	

Goals by Period	1st	2nd	3rd	OT	Total
Notre Dame	26	44	34	2	106
Opponents	25	25	27	1	78

Saves by Period	1st	2nd	3rd	OT	Total
Notre Dame	411	384	411	16	1222
Opponents	332	368	313	20	1033

2017-18 INDIVIDUAL STATS

Overall: 25-9-2 Conf: 17-6-1 Home: 14-6-1 Away: 11-2-1 Neut: 0-1-0

OVERALL

CONFERENCE

#	Player	gp	g	a	pts	sh	+/-	pen-min	pp	sh	gw	gp	g	a	pts	sh	+/-	pen-min	pp	sh	gw
18	Jake Evans	36	11	29	40	101	+11	9-18	3	2	4	24	7	13	20	70	+4	7-14	2	1	3
15	Andrew Oglevie	32	12	20	32	112	+5	9-18	6	0	4	22	8	14	22	72	+4	8-16	3	0	3
3	Jordan Gross	36	8	17	25	130	+11	12-24	3	1	2	24	2	10	12	71	+7	9-18	1	0	1
11	Cal Burke	34	13	11	24	89	+3	2-15	1	0	3	23	10	7	17	55	+3	0-0	1	0	2
27	Bobby Nardella	36	5	18	23	60	+1	7-14	3	0	0	24	2	9	11	41	+3	2-4	1	0	0
26	Cam Morrison	36	8	13	21	83	-10	5-10	1	0	3	24	4	10	14	57	-6	4-8	1	0	1
13	Colin Theisen	36	6	12	18	78	+8	8-16	1	0	0	24	3	7	10	54	+4	5-10	0	0	0
25	Dylan Malmquist	30	7	10	17	46	+7	4-8	1	0	2	24	7	8	15	40	+9	2-4	1	0	2
22	Andrew Peeke	35	5	9	14	52	+14	10-20	2	0	1	23	3	4	7	27	+10	8-16	1	0	1
5	Matt Hellickson	36	3	9	12	42	+5	6-12	3	0	1	24	2	4	6	27	+2	6-12	2	0	1
28	Jack Jenkins	36	3	8	11	71	+1	1-2	0	0	1	24	1	6	7	43	+3	1-2	0	0	0
21	Joe Wegwerth	28	5	5	10	49	0	3-6	3	0	0	19	2	3	5	19	-1	1-2	2	0	0
4	Dennis Gilbert	35	4	6	10	46	+4	8-16	0	2	0	24	3	5	8	30	+4	6-12	0	2	0
9	Dawson Cook	34	6	2	8	29	+3	7-14	0	0	2	24	4	1	5	19	+4	4-8	0	0	1
29	Bo Brauer	33	5	3	8	37	+3	8-27	0	0	2	24	4	1	5	27	+2	7-25	0	0	2
19	Mike O'Leary	34	3	5	8	39	+5	11-22	0	0	0	22	3	4	7	22	+7	9-18	0	0	0
20	Justin Wade	32	0	3	3	24	-5	16-54	0	0	0	22	0	1	1	14	0	11-44	0	0	0
6	Tory Dello	34	1	1	2	25	+4	9-18	0	0	0	23	1	1	2	13	+4	6-12	0	0	0
8	Matt Steeves	11	1	0	1	12	-1	5-10	0	0	0	6	0	0	0	6	-1	1-2	0	0	0
14	Max Eisenmenger	5	0	1	1	2	0	1-2	0	0	0	-	-	-	-	-	-	-	-	-	-
32	Cale Morris	33	0	1	1	0	0	1-2	0	0	0	-	-	-	-	-	-	-	-	-	-
23	Luke Novak	4	0	1	1	7	0	1-2	0	0	0	-	-	-	-	-	-	-	-	-	-
17	Pierce Crawford	8	0	0	0	2	-1	2-4	0	0	0	7	0	0	0	2	-1	1-2	0	0	0
12	Felix Holmberg	4	0	0	0	2	-2	0-0	0	0	0	-	-	-	-	-	-	-	-	-	-
24	Luke Ripley	3	0	0	0	1	-1	0-0	0	0	0	1	0	0	0	1	-1	0-0	0	0	0
TM	TEAM	13	0	0	0	0	0	1-2	0	0	0	-	-	-	-	-	-	-	-	-	-
Total		36	106	184	290	1139	+65	146-336	27	5	25	24	66	108	174	710	+60	98-229	15	3	17
Opponents		36	78	130	208	1300	-81	150-322	13	2	9	24	47	80	127	884	-69	101-221	8	2	6

OVERALL

CONFERENCE

#	Player	gp	min.	ga	gaavg	saves	pct	w	l	t	gp	min.	ga	gaavg	saves	pct	w	l	t
32	Cale Morris	33	1937:47	62	1.92	1089	.946	24	7	1	24	1429:49	46	1.93	831	.948	17	6	1
1	Dylan St. Cyr	5	235:11	12	3.06	133	.917	1	2	1	1	11:26	0	0.00	6	1.000	0	0	0
TM	TEAM	13	10:13	4	0.00	0	.000	0	0	0	9	7:20	1	0.00	0	.000	0	0	0
Total		36	2183:11	78	2.14	1222	.940	25	9	2	24	1448:35	47	1.95	837	.947	17	6	1
Opponents		36	2183:11	106	2.91	1033	.907	9	25	2	24	1448:35	66	2.73	644	.907	6	17	1

Shots on Goal	shots	avg/g	shot%
Notre Dame	1139	31.64	.093
Opponents	1300	36.11	.060

Shots on Goal	shots	avg/g	shot%
Notre Dame	710	29.58	.093
Opponents	884	36.83	.053

Power Plays	goals	chances	pp%
Notre Dame	27	120	.225
Opponents	13	114	.114

Power Plays	goals	chances	pp%
Notre Dame	15	79	.190
Opponents	8	73	.110

Goals by Period	1st	2nd	3rd	OT	Total
Notre Dame	26	44	34	2	106
Opponents	25	25	27	1	78

Goals by Period	1st	2nd	3rd	OT	Total
Notre Dame	15	28	23	0	66
Opponents	16	15	15	1	47

2017-18 LEADERS

##	Points	GP	G	A	Pts	Sh
18	Jake Evans	36	11	29	40	101
15	Andrew Oglevie	32	12	20	32	112
3	Jordan Gross	36	8	17	25	130
11	Cal Burke	34	13	11	24	89
27	Bobby Nardella	36	5	18	23	60
26	Cam Morrison	36	8	13	21	83
13	Colin Theisen	36	6	12	18	78
25	Dylan Malmquist	30	7	10	17	46
22	Andrew Peeke	35	5	9	14	52
5	Matt Hellickson	36	3	9	12	42

##	Goals	GP	G	A	Pts	Sh
11	Cal Burke	34	13	11	24	89
15	Andrew Oglevie	32	12	20	32	112
18	Jake Evans	36	11	29	40	101
3	Jordan Gross	36	8	17	25	130
26	Cam Morrison	36	8	13	21	83
25	Dylan Malmquist	30	7	10	17	46
13	Colin Theisen	36	6	12	18	78
9	Dawson Cook	34	6	2	8	29
27	Bobby Nardella	36	5	18	23	60
22	Andrew Peeke	35	5	9	14	52

##	Power-Play Goals	GP	PPG
15	Andrew Oglevie	32	6
3	Jordan Gross	36	3
27	Bobby Nardella	36	3
5	Matt Hellickson	36	3
18	Jake Evans	36	3
21	Joe Wegwerth	28	3
22	Andrew Peeke	35	2

##	Short-Handed Goals	GP	SHG
18	Jake Evans	36	2
4	Dennis Gilbert	35	2
3	Jordan Gross	36	1

##	Game-Winning Goals	GP	GWG
18	Jake Evans	36	4
15	Andrew Oglevie	32	4
26	Cam Morrison	36	3
11	Cal Burke	34	3
3	Jordan Gross	36	2
25	Dylan Malmquist	30	2
9	Dawson Cook	34	2
29	Bo Brauer	33	2

##	Plus/Minus	GP	+/-
22	Andrew Peeke	35	+14
18	Jake Evans	36	+11
3	Jordan Gross	36	+11
13	Colin Theisen	36	+8
25	Dylan Malmquist	30	+7
15	Andrew Oglevie	32	+5
5	Matt Hellickson	36	+5
19	Mike O'Leary	34	+5
4	Dennis Gilbert	35	+4
6	Tory Dello	34	+4

##	Assists	GP	G	A	Pts	Sh
18	Jake Evans	36	11	29	40	101
15	Andrew Oglevie	32	12	20	32	112
27	Bobby Nardella	36	5	18	23	60
3	Jordan Gross	36	8	17	25	130
26	Cam Morrison	36	8	13	21	83
13	Colin Theisen	36	6	12	18	78
11	Cal Burke	34	13	11	24	89
25	Dylan Malmquist	30	7	10	17	46
22	Andrew Peeke	35	5	9	14	52
5	Matt Hellickson	36	3	9	12	42

##	Shots	GP	G	A	Pts	Sh	Sh%
3	Jordan Gross	36	8	17	25	130	.062
15	Andrew Oglevie	32	12	20	32	112	.107
18	Jake Evans	36	11	29	40	101	.109
11	Cal Burke	34	13	11	24	89	.146
26	Cam Morrison	36	8	13	21	83	.096
13	Colin Theisen	36	6	12	18	78	.077
28	Jack Jenkins	36	3	8	11	71	.042
27	Bobby Nardella	36	5	18	23	60	.083
22	Andrew Peeke	35	5	9	14	52	.096
21	Joe Wegwerth	28	5	5	10	49	.102

##	Shot Pct.	GP	G	A	Pts	Sh	Sh%
9	Dawson Cook	34	6	2	8	29	.207
25	Dylan Malmquist	30	7	10	17	46	.152
11	Cal Burke	34	13	11	24	89	.146
29	Bo Brauer	33	5	3	8	37	.135
18	Jake Evans	36	11	29	40	101	.109
15	Andrew Oglevie	32	12	20	32	112	.107
21	Joe Wegwerth	28	5	5	10	49	.102
26	Cam Morrison	36	8	13	21	83	.096
22	Andrew Peeke	35	5	9	14	52	.096
4	Dennis Gilbert	35	4	6	10	46	.087

##	Penalties	GP	Pen	Min
20	Justin Wade	32	16	54
3	Jordan Gross	36	12	24
19	Mike O'Leary	34	11	22
22	Andrew Peeke	35	10	20
18	Jake Evans	36	9	18
6	Tory Dello	34	9	18
15	Andrew Oglevie	32	9	18
13	Colin Theisen	36	8	16
29	Bo Brauer	33	8	27
4	Dennis Gilbert	35	8	16

##	Penalty Minutes	GP	Pen	Min
20	Justin Wade	32	16	54
29	Bo Brauer	33	8	27
3	Jordan Gross	36	12	24
19	Mike O'Leary	34	11	22
22	Andrew Peeke	35	10	20
18	Jake Evans	36	9	18
15	Andrew Oglevie	32	9	18
6	Tory Dello	34	9	18
4	Dennis Gilbert	35	8	16
13	Colin Theisen	36	8	16

2017-18 RESULTS

Date	Opponent	Score	Shots	Overall	Conf	Time	Att.	Goalie of record
Oct 06	ALABAMA HUNTSVILLE	W 5-3	40/28	1-0-0	0-0-0	2:20	3885	Cale Morris
Oct 07	ALABAMA HUNTSVILLE	W 4-0	31/34	2-0-0	0-0-0	2:12	3412	Dylan St. Cyr
Oct 13	#1 DENVER	Tot 2-2	29/48	2-0-1	0-0-0	2:35	4478	Dylan St. Cyr
Oct 14	#1 DENVER	L 2-4	33/34	2-1-1	0-0-0	2:28	4075	Cale Morris
Oct 19	SACRED HEART	L 4-6	33/28	2-2-1	0-0-0	2:13	3340	Dylan St. Cyr
Oct 20	SACRED HEART	W 3-1	43/25	3-2-1	0-0-0	2:21	4007	Cale Morris
Oct 26	OMAHA	L 4-6	35/36	3-3-1	0-0-0	2:20	3834	Dylan St. Cyr
Oct 27	OMAHA	W 5-4	35/31	4-3-1	0-0-0	2:25	4743	Cale Morris
* Nov 03	at #16 Ohio State	W 4-1	18/24	5-3-1	1-0-0	2:08	6749	Cale Morris
* Nov 04	at #16 Ohio State	W 3-2	23/41	6-3-1	2-0-0	2:23	5900	Cale Morris
* Nov 10	#19 PENN STATE	W 5-3	19/43	7-3-1	3-0-0	2:20	4574	Cale Morris
* Nov 11	#19 PENN STATE	W 1-0	27/33	8-3-1	4-0-0	2:12	4160	Cale Morris
Nov 17	at Rensselaer	W 4-1	31/39	9-3-1	4-0-0	2:22	2866	Cale Morris
Nov 18	at Rensselaer	Wot 1-0	34/25	10-3-1	4-0-0	2:20	3030	Cale Morris
* Nov 24	#6 MINNESOTA	W 1-0	23/44	11-3-1	5-0-0	2:17	4931	Cale Morris
* Nov 25	#6 MINNESOTA	W 5-2	35/42	12-3-1	6-0-0	2:22	4383	Cale Morris
* Dec 01	at Michigan State	W 3-1	18/30	13-3-1	7-0-0	2:05	6392	Cale Morris
* Dec 02	at Michigan State	W 2-0	29/23	14-3-1	8-0-0	2:04	5698	Cale Morris
* Dec 08	at #12 Wisconsin	W 3-2	32/36	15-3-1	9-0-0	2:24	9216	Cale Morris
* Dec 09	at #12 Wisconsin	W 6-2	29/41	16-3-1	10-0-0	2:23	11934	Cale Morris
* Jan 05	at MICHIGAN	W 2-1	27/36	17-3-1	11-0-0	2:18	5800	Cale Morris
* Jan 07	MICHIGAN	W 2-1	36/34	18-3-1	12-0-0	2:19	4896	Cale Morris
* Jan 19	#18 WISCONSIN	W 4-2	29/35	19-3-1	13-0-0	2:30	5630	Cale Morris
* Jan 21	vs #18 Wisconsin	L 0-5	40/46	19-4-1	13-1-0	2:25	9313	Cale Morris
* Jan 26	at #13 Minnesota	Lot 0-1	25/34	19-5-1	13-2-0	2:18	8501	Cale Morris
* Jan 27	at #13 Minnesota	W 4-1	30/17	20-5-1	14-2-0	2:21	9890	Cale Morris
* Feb 02	at #17 Penn State	W 5-3	37/51	21-5-1	15-2-0	2:25	6229	Cale Morris
* Feb 03	at #17 Penn State	Tot 2-2	34/57	21-5-2	15-2-1	2:33	6221	Cale Morris
* Feb 09	#6 OHIO STATE	W 2-1	29/32	22-5-2	16-2-1	2:29	5291	Cale Morris
* Feb 10	#6 OHIO STATE	L 1-5	40/38	22-6-2	16-3-1	2:15	5202	Cale Morris
* Feb 16	#18 MICHIGAN	L 2-4	36/36	22-7-2	16-4-1	2:25 p	5593	Cale Morris
* Feb 18	at #18 Michigan	L 0-1	35/37	22-8-2	16-5-1	2:21	5800	Cale Morris
* Feb 23	MICHIGAN STATE	W 6-3	33/38	23-8-2	17-5-1	2:17	4660	Cale Morris
* Feb 24	MICHIGAN STATE	L 3-4	26/36	23-9-2	17-6-1	2:20	5174	Cale Morris
Mar 10	#12 PENN STATE	W 3-2	47/45	24-9-2	17-6-1	2:30	4892	Cale Morris
Mar 17	#4 OHIO STATE	Wot 3-2	38/43	25-9-2	17-6-1	2:50	5515	Cale Morris

Team Record	W-L-T	Attendance	Dates	Total	Avg.
Overall:	25-9-2	Total:	36	200214	5562
Conference:	17-6-1	Home:	21	96675	4604
Home:	14-6-1	Away:	14	94226	6730
Away:	11-2-1	Neutral:	1	9313	9313
Neutral:	0-1-0				
Overtime:	2-1-2				

2017-18 GAME-BY-GAME COMPARISON STATS

Date	Opponent	Score	Goals	Shots		Penalties		Power Plays	
				Assists	Shots	Pen-Min	Pen-Min	G-Ch	G-Ch
Oct 06	ALABAMA HUNTSVILLE	5-3	5 / 3	9 / 5	40 / 28	5-10	/ 5-10	2-5	/ 1-5
Oct 07	ALABAMA HUNTSVILLE	4-0	4 / 0	7 / 0	31 / 34	6-12	/ 5-10	1-4	/ 0-5
Oct 13	DENVER	2-2	2 / 2	4 / 4	29 / 48	2-4	/ 1-2	1-1	/ 1-2
Oct 14	DENVER	2-4	2 / 4	4 / 8	33 / 34	2-4	/ 3-6	1-3	/ 0-2
Oct 19	SACRED HEART	4-6	4 / 6	8 / 9	33 / 28	2-4	/ 4-8	2-3	/ 0-1
Oct 20	SACRED HEART	3-1	3 / 1	6 / 2	43 / 25	3-6	/ 4-8	0-4	/ 0-3
Oct 26	OMAHA	4-6	4 / 6	8 / 6	35 / 36	3-6	/ 4-8	1-4	/ 0-3
Oct 27	OMAHA	5-4	5 / 4	10 / 7	35 / 31	5-10	/ 7-14	1-5	/ 2-4
Nov 03	at Ohio State	4-1	4 / 1	6 / 1	18 / 24	3-17	/ 4-8	0-3	/ 0-1
Nov 04	at Ohio State	3-2	3 / 2	5 / 3	23 / 41	5-10	/ 4-8	0-3	/ 1-4
Nov 10	PENN STATE	5-3	5 / 3	8 / 5	19 / 43	2-4	/ 0-0	0-0	/ 0-2
Nov 11	PENN STATE	1-0	1 / 0	2 / 0	27 / 33	4-8	/ 3-6	0-3	/ 0-4
Nov 17	at Rensselaer	4-1	4 / 1	6 / 2	31 / 39	10-31	/ 6-15	1-4	/ 0-8
Nov 18	at Rensselaer	1-0	1 / 0	2 / 0	34 / 25	5-10	/ 4-8	0-3	/ 0-4
Nov 24	MINNESOTA	1-0	1 / 0	2 / 0	23 / 44	5-10	/ 4-8	1-3	/ 0-4
Nov 25	MINNESOTA	5-2	5 / 2	10 / 4	35 / 42	8-16	/ 6-20	0-4	/ 2-7
Dec 01	at Michigan State	3-1	3 / 1	4 / 2	18 / 30	2-4	/ 1-2	0-1	/ 0-2
Dec 02	at Michigan State	2-0	2 / 0	3 / 0	29 / 23	0-0	/ 1-2	0-1	/ 0-0
Dec 08	at Wisconsin	3-2	3 / 2	6 / 4	32 / 36	4-8	/ 7-14	0-6	/ 1-3
Dec 09	at Wisconsin	6-2	6 / 2	6 / 4	29 / 41	7-14	/ 6-12	1-4	/ 1-5
Jan 05	at MICHIGAN	2-1	2 / 1	4 / 2	27 / 36	1-2	/ 2-4	2-2	/ 0-1
Jan 07	MICHIGAN	2-1	2 / 1	4 / 2	36 / 34	3-6	/ 3-6	1-3	/ 0-3
Jan 19	WISCONSIN	4-2	4 / 2	6 / 2	29 / 35	8-27	/ 9-18	1-6	/ 0-3
Jan 21	vs Wisconsin	0-5	0 / 5	0 / 7	40 / 46	9-29	/ 7-25	0-4	/ 2-6
Jan 26	at Minnesota	0-1	0 / 1	0 / 2	25 / 34	3-6	/ 3-6	0-3	/ 0-3
Jan 27	at Minnesota	4-1	4 / 1	6 / 2	30 / 17	5-10	/ 8-16	3-6	/ 0-3
Feb 02	at Penn State	5-3	5 / 3	10 / 5	37 / 51	2-4	/ 1-2	1-1	/ 0-2
Feb 03	at Penn State	2-2	2 / 2	4 / 4	34 / 57	3-6	/ 4-8	0-4	/ 0-2
Feb 09	OHIO STATE	2-1	2 / 1	4 / 2	29 / 32	6-12	/ 7-14	0-6	/ 1-4
Feb 10	OHIO STATE	1-5	1 / 5	2 / 9	40 / 38	5-10	/ 5-10	1-5	/ 0-5
Feb 16	MICHIGAN	2-4	2 / 4	4 / 8	36 / 36	3-6	/ 6-12	2-4	/ 0-2
Feb 18	at Michigan	0-1	0 / 1	0 / 1	35 / 37	4-8	/ 4-8	0-2	/ 0-2
Feb 23	MICHIGAN STATE	6-3	6 / 3	7 / 6	33 / 38	3-6	/ 4-8	1-3	/ 0-2
Feb 24	MICHIGAN STATE	3-4	3 / 4	5 / 5	26 / 36	3-6	/ 2-4	1-2	/ 0-3
Mar 10	PENN STATE	3-2	3 / 2	6 / 4	47 / 45	3-6	/ 3-6	1-3	/ 1-3
Mar 17	OHIO STATE	3-2	3 / 2	6 / 3	38 / 43	2-4	/ 3-6	1-2	/ 0-1
Totals		106-78	106 / 78	184 / 130	1139 / 130	146-336	/ 150-322	27-120	/ 13-114

Note: Game totals are displayed in the format TEAM/OPPONENT for each category

2017-18 G-A-P GAME-BY-GAME

Opponent	Date	Score	1 CYR,DYLAN S	3 GROSS,JORD	4 GILBERT,DEN	5 HELLICKSON,	6 DELLO,TORY	8 STEEVES,MA	9 COOK,DAWS	11 BURKE,CAL	12 HOLMBERG,F	13 THEISEN,COL	14 EISENMENGE
UAH	Oct 06	5-3 W	DNP	0-3-3	1-0-1	0-1-1	0-0-0	DNP	0-0-0	0-0-0	0-0-0	1-0-1	0-1-1
UAH	Oct 07	4-0 W	0-0-0	1-0-1	0-0-0	0-1-1	DNP	1-0-1	0-0-0	0-0-0	DNP	0-1-1	0-0-0
DEN	Oct 13	2-2 t	0-0-0	0-1-1	0-0-0	0-0-0	0-0-0	DNP	DNP	0-0-0	0-0-0	0-0-0	0-0-0
DEN	Oct 14	2-4 L	DNP	1-0-1	0-0-0	0-0-0	0-0-0	DNP	DNP	0-0-0	0-0-0	0-0-0	0-0-0
SHU	Oct 19	4-6 L	0-0-0	0-0-0	0-0-0	0-0-0	0-0-0	0-0-0	1-0-1	1-0-1	DNP	0-1-1	0-0-0
SHU	Oct 20	3-1 W	DNP	0-1-1	DNP	0-0-0	0-0-0	DNP	1-0-1	0-0-0	DNP	0-1-1	DNP
OMAHA	Oct 26	4-6 L	0-0-0	1-0-1	0-0-0	0-1-1	0-0-0	0-0-0	0-0-0	1-0-1	DNP	0-1-1	DNP
OMAHA	Oct 27	5-4 W	DNP	1-2-3	0-0-0	0-0-0	0-0-0	0-0-0	0-1-1	0-2-2	0-0-0	2-0-2	DNP
at OSU	Nov 03	4-1 W	DNP	0-1-1	0-0-0	0-1-1	0-0-0	0-0-0	0-0-0	1-1-2	DNP	1-1-2	DNP
at OSU	Nov 04	3-2 W	DNP	0-0-0	0-0-0	0-0-0	0-0-0	0-0-0	0-0-0	1-0-1	DNP	0-0-0	DNP
PSU	Nov 10	5-3 W	DNP	0-0-0	0-1-1	0-1-1	0-1-1	DNP	1-1-2	0-0-0	DNP	0-0-0	DNP
PSU	Nov 11	1-0 W	DNP	0-0-0	0-1-1	0-0-0	0-0-0	0-0-0	0-0-0	0-0-0	DNP	0-0-0	DNP
at RPI	Nov 17	4-1 W	DNP	1-0-1	0-0-0	0-1-1	0-0-0	0-0-0	0-0-0	1-0-1	DNP	0-1-1	DNP
at RPI	Nov 18	1-0 W	DNP	0-0-0	0-0-0	0-0-0	0-0-0	DNP	0-0-0	DNP	DNP	0-0-0	DNP
MINN	Nov 24	1-0 W	DNP	0-1-1	0-0-0	0-0-0	0-0-0	DNP	0-0-0	0-0-0	DNP	0-0-0	DNP
MINN	Nov 25	5-2 W	DNP	0-1-1	0-1-1	0-0-0	1-0-1	DNP	0-0-0	2-0-2	DNP	0-1-1	DNP
at MSU	Dec 01	3-1 W	DNP	0-2-2	0-0-0	0-0-0	0-0-0	DNP	0-0-0	1-0-1	DNP	1-0-1	DNP
at MSU	Dec 02	2-0 W	DNP	0-0-0	0-0-0	0-0-0	0-0-0	DNP	0-0-0	1-0-1	DNP	0-1-1	DNP
at UW	Dec 08	3-2 W	DNP	0-0-0	0-1-1	0-0-0	0-0-0	DNP	1-0-1	0-0-0	DNP	0-2-2	DNP
at UW	Dec 09	6-2 W	DNP	0-0-0	2-0-2	0-0-0	0-0-0	DNP	0-0-0	3-0-3	DNP	0-0-0	DNP
at MICH	Jan 05	2-1 W	DNP	0-1-1	0-0-0	1-0-1	0-0-0	DNP	0-0-0	0-1-1	DNP	0-0-0	DNP
MICH	Jan 07	2-1 W	DNP	0-0-0	0-0-0	1-0-1	0-0-0	DNP	0-0-0	0-0-0	DNP	0-1-1	DNP
UW	Jan 19	4-2 W	DNP	0-0-0	0-0-0	0-0-0	0-0-0	DNP	1-0-1	0-1-1	DNP	0-1-1	DNP
vs UW	Jan 21	0-5 L	DNP	0-0-0	0-0-0	0-0-0	0-0-0	DNP	0-0-0	0-0-0	DNP	0-0-0	DNP
at MINN	Jan 26	0-1 L	DNP	0-0-0	0-0-0	0-0-0	0-0-0	DNP	0-0-0	0-0-0	DNP	0-0-0	DNP
at MINN	Jan 27	4-1 W	DNP	1-1-2	0-0-0	0-0-0	0-0-0	0-0-0	0-0-0	DNP	DNP	0-0-0	DNP
at PSU	Feb 02	5-3 W	DNP	0-0-0	0-1-1	0-1-1	0-0-0	DNP	1-0-1	0-1-1	DNP	0-0-0	DNP
at PSU	Feb 03	2-2 t	DNP	0-1-1	0-0-0	0-0-0	0-0-0	DNP	0-0-0	1-1-2	DNP	0-0-0	DNP
OSU	Feb 09	2-1 W	DNP	1-0-1	0-0-0	0-0-0	0-0-0	DNP	0-0-0	0-1-1	DNP	0-0-0	DNP
OSU	Feb 10	1-5 L	0-0-0	0-0-0	0-0-0	0-0-0	0-0-0	DNP	0-0-0	0-0-0	DNP	0-0-0	DNP
MICH	Feb 16	2-4 L	DNP	0-1-1	0-0-0	0-1-1	0-0-0	0-0-0	0-0-0	0-0-0	DNP	0-0-0	DNP
at MICH	Feb 18	0-1 L	DNP	0-0-0	0-0-0	0-0-0	0-0-0	0-0-0	0-0-0	0-0-0	DNP	0-0-0	DNP
MSU	Feb 23	6-3 W	DNP	0-0-0	0-0-0	0-0-0	0-0-0	DNP	0-0-0	0-1-1	DNP	0-0-0	DNP
MSU	Feb 24	3-4 L	DNP	0-1-1	1-0-1	0-0-0	DNP	DNP	0-0-0	0-0-0	DNP	1-0-1	DNP
PSU	Mar 10	3-2 W	DNP	1-0-1	0-0-0	0-1-1	0-0-0	DNP	0-0-0	0-1-1	DNP	0-0-0	DNP
OSU	Mar 17	3-2 W	DNP	0-0-0	0-1-1	1-0-1	0-0-0	DNP	0-0-0	0-1-1	DNP	0-0-0	DNP

Opponent	Date	Score	15 OGLEVIE,AN	17 CRAWFORD,	18 EVANS,JAKE	19 O'LEARY,MIK	20 WADE,JUSTI	21 WEGWERTH,	22 PEEKE,ANDR	23 NOVAK,LUKE	24 RIPLEY,LUKE	25 MALMQUIST,	26 MORRISON,C
UAH	Oct 06	5-3 W	0-2-2	DNP	2-1-3	0-0-0	DNP	0-0-0	0-0-0	DNP	0-0-0	DNP	0-1-1
UAH	Oct 07	4-0 W	2-0-2	DNP	0-2-2	0-0-0	0-0-0	0-1-1	0-0-0	DNP	DNP	DNP	0-0-0
DEN	Oct 13	2-2 t	1-0-1	DNP	1-0-1	0-0-0	0-1-1	0-0-0	0-0-0	DNP	DNP	DNP	0-1-1
DEN	Oct 14	2-4 L	0-1-1	DNP	0-2-2	0-0-0	0-0-0	0-0-0	0-0-0	DNP	DNP	DNP	1-0-1
SHU	Oct 19	4-6 L	1-0-1	DNP	0-0-0	0-1-1	0-1-1	1-0-1	0-1-1	DNP	DNP	DNP	0-1-1
SHU	Oct 20	3-1 W	0-0-0	DNP	0-0-0	0-0-0	0-0-0	2-0-2	0-2-2	0-0-0	0-0-0	DNP	0-0-0
OMAHA	Oct 26	4-6 L	DNP	DNP	0-4-4	0-0-0	0-0-0	DNP	1-0-1	0-1-1	DNP	0-0-0	0-0-0
OMAHA	Oct 27	5-4 W	DNP	DNP	0-3-3	0-0-0	0-0-0	DNP	0-0-0	0-0-0	DNP	0-0-0	1-0-1
at OSU	Nov 03	4-1 W	DNP	0-0-0	0-0-0	0-0-0	0-0-0	DNP	0-1-1	DNP	DNP	1-0-1	1-0-1
at OSU	Nov 04	3-2 W	DNP	0-0-0	1-2-3	0-0-0	0-0-0	DNP	0-2-2	DNP	DNP	1-1-2	0-0-0
PSU	Nov 10	5-3 W	1-1-2	DNP	0-1-1	0-1-1	0-0-0	0-0-0	0-0-0	DNP	DNP	0-0-0	0-0-0
PSU	Nov 11	1-0 W	0-0-0	DNP	0-0-0	0-1-1	DNP	DNP	0-0-0	DNP	DNP	0-0-0	0-0-0
at RPI	Nov 17	4-1 W	0-2-2	DNP	1-1-2	0-0-0	DNP	0-0-0	0-0-0	DNP	DNP	0-0-0	0-0-0
at RPI	Nov 18	1-0 W	0-0-0	0-0-0	0-1-1	0-0-0	0-0-0	DNP	0-1-1	0-0-0	DNP	0-0-0	1-0-1
MINN	Nov 24	1-0 W	1-0-1	0-0-0	0-0-0	0-0-0	0-0-0	DNP	0-0-0	DNP	DNP	0-0-0	0-0-0
MINN	Nov 25	5-2 W	0-0-0	0-0-0	1-2-3	1-0-1	0-0-0	DNP	0-0-0	DNP	DNP	0-0-0	0-3-3
at MSU	Dec 01	3-1 W	0-0-0	DNP	1-1-2	0-0-0	0-1-1	0-0-0	0-0-0	DNP	DNP	0-0-0	0-0-0
at MSU	Dec 02	2-0 W	1-0-1	DNP	0-1-1	0-0-0	0-0-0	0-0-0	0-0-0	DNP	DNP	0-1-1	0-0-0
at UW	Dec 08	3-2 W	0-1-1	DNP	0-0-0	0-1-1	0-0-0	0-1-1	0-0-0	DNP	DNP	2-0-2	0-0-0
at UW	Dec 09	6-2 W	0-2-2	DNP	0-0-0	1-0-1	0-0-0	0-0-0	0-0-0	DNP	DNP	0-1-1	0-2-2
at MICH	Jan 05	2-1 W	1-0-1	0-0-0	0-0-0	0-0-0	0-0-0	0-0-0	0-0-0	DNP	DNP	0-1-1	0-1-1
MICH	Jan 07	2-1 W	1-0-1	DNP	0-0-0	0-0-0	0-0-0	0-0-0	0-0-0	DNP	DNP	0-1-1	0-1-1
UW	Jan 19	4-2 W	1-1-2	DNP	1-0-1	0-0-0	0-0-0	0-0-0	1-1-2	DNP	DNP	0-1-1	0-1-1
vs UW	Jan 21	0-5 L	0-0-0	0-0-0	0-0-0	0-0-0	DNP	0-0-0	0-0-0	DNP	DNP	0-0-0	0-0-0
at MINN	Jan 26	0-1 L	0-0-0	DNP	0-0-0	0-0-0	0-0-0	0-0-0	0-0-0	DNP	DNP	0-0-0	0-0-0
at MINN	Jan 27	4-1 W	0-3-3	DNP	1-1-2	0-0-0	0-0-0	0-0-0	0-0-0	DNP	DNP	2-0-2	0-0-0
at PSU	Feb 02	5-3 W	1-0-1	DNP	0-0-0	0-1-1	0-0-0	0-2-2	1-0-1	DNP	DNP	0-1-1	0-0-0
at PSU	Feb 03	2-2 t	0-2-2	DNP	0-0-0	0-0-0	0-0-0	0-0-0	0-0-0	DNP	DNP	1-0-1	0-0-0
OSU	Feb 09	2-1 W	1-0-1	DNP	0-1-1	0-0-0	0-0-0	0-0-0	0-0-0	DNP	DNP	0-1-1	0-1-1
OSU	Feb 10	1-5 L	0-1-1	DNP	0-0-0	0-0-0	0-0-0	0-0-0	0-0-0	DNP	DNP	0-0-0	1-0-1
MICH	Feb 16	2-4 L	0-1-1	DNP	0-1-1	DNP	0-0-0	1-0-1	0-0-0	DNP	DNP	0-0-0	0-0-0
at MICH	Feb 18	0-1 L	0-0-0	DNP	0-0-0	DNP	0-0-0	0-0-0	0-0-0	DNP	DNP	0-0-0	0-0-0
MSU	Feb 23	6-3 W	0-2-2	DNP	1-1-2	1-0-1	0-0-0	1-0-1	1-0-1	DNP	DNP	0-0-0	2-0-2
MSU	Feb 24	3-4 L	0-0-0	DNP	1-2-3	0-0-0	0-0-0	0-0-0	0-0-0	DNP	0-0-0	0-0-0	0-1-1
PSU	Mar 10	3-2 W	0-1-1	DNP	0-0-0	0-0-0	0-0-0	0-1-1	1-0-1	DNP	DNP	0-2-2	0-0-0
OSU	Mar 17	3-2 W	0-0-0	DNP	0-2-2	0-0-0	0-0-0	0-0-0	0-1-1	DNP	DNP	0-0-0	1-0-1

2017-18 G-A-P GAME-BY-GAME

Opponent	Date	Score	27				28				29				32			
			NARDELLA,B				JENKINS,JAC				BRAUER,BO				MORRIS,CAL			
UAH	Oct 06	5-3 W	1-0-1	0-0-0	DNP	0-0-0	0-0-0	0-1-1	DNP	0-0-0	0-0-0	0-0-0	0-0-0	0-0-0	0-0-0			
UAH	Oct 07	4-0 W	0-1-1	0-0-0	0-1-1	0-0-0	0-0-0	0-1-1	DNP	0-0-0	0-0-0	0-0-0	0-0-0	0-0-0	0-0-0			
DEN	Oct 13	2-2 t	0-1-1	0-0-0	0-0-0	0-0-0	0-0-0	0-0-0	0-0-0	0-0-0	0-0-0	0-0-0	0-0-0	0-0-0	0-0-0			
DEN	Oct 14	2-4 L	0-1-1	0-0-0	0-0-0	0-0-0	0-0-0	0-0-0	0-0-0	0-0-0	0-0-0	0-0-0	0-0-0	0-0-0	0-0-0			
SHU	Oct 19	4-6 L	0-2-2	0-1-1	DNP	0-0-0	0-0-0	DNP	0-0-0	0-0-0	0-0-0	0-0-0	0-0-0	0-0-0	0-0-0			
SHU	Oct 20	3-1 W	0-0-0	0-1-1	0-1-1	0-0-0	0-0-0	0-1-1	0-0-0	0-0-0	0-0-0	0-0-0	0-0-0	0-0-0	0-0-0			
OMAHA	Oct 26	4-6 L	1-1-2	0-0-0	0-0-0	0-0-0	0-0-0	0-0-0	0-0-0	0-0-0	0-0-0	0-0-0	0-0-0	0-0-0	0-0-0			
OMAHA	Oct 27	5-4 W	0-2-2	1-0-1	DNP	0-0-0	0-0-0	DNP	0-0-0	0-0-0	0-0-0	0-0-0	0-0-0	0-0-0	0-0-0			
at OSU	Nov 03	4-1 W	0-0-0	0-1-1	0-0-0	0-0-0	0-0-0	0-0-0	0-0-0	0-0-0	0-0-0	0-0-0	0-0-0	0-0-0	0-0-0			
at OSU	Nov 04	3-2 W	0-0-0	0-0-0	0-0-0	0-0-0	0-0-0	0-0-0	0-0-0	0-0-0	0-0-0	0-0-0	0-0-0	0-0-0	0-0-0			
PSU	Nov 10	5-3 W	1-1-2	1-0-1	1-0-1	0-0-0	0-0-0	1-0-1	0-0-0	0-0-0	0-0-0	0-0-0	0-0-0	0-0-0	0-0-0			
PSU	Nov 11	1-0 W	0-0-0	0-0-0	1-0-1	0-0-0	0-0-0	1-0-1	0-0-0	0-0-0	0-0-0	0-0-0	0-0-0	0-0-0	0-0-0			
at RPI	Nov 17	4-1 W	1-0-1	0-0-0	0-0-0	0-0-0	0-0-0	0-0-0	0-0-0	0-0-0	0-0-0	0-0-0	0-0-0	0-0-0	0-0-0			
at RPI	Nov 18	1-0 W	0-0-0	0-0-0	0-0-0	0-0-0	0-0-0	0-0-0	0-0-0	0-0-0	0-0-0	0-0-0	0-0-0	0-0-0	0-0-0			
MINN	Nov 24	1-0 W	0-1-1	0-0-0	0-0-0	0-0-0	0-0-0	0-0-0	0-0-0	0-0-0	0-0-0	0-0-0	0-0-0	0-0-0	0-0-0			
MINN	Nov 25	5-2 W	0-0-0	0-1-1	0-1-1	0-0-0	0-0-0	0-1-1	0-0-0	0-0-0	0-0-0	0-0-0	0-0-0	0-0-0	0-0-0			
at MSU	Dec 01	3-1 W	0-0-0	0-0-0	0-0-0	0-0-0	0-0-0	0-0-0	0-0-0	0-0-0	0-0-0	0-0-0	0-0-0	0-0-0	0-0-0			
at MSU	Dec 02	2-0 W	0-0-0	0-0-0	0-0-0	0-0-0	0-0-0	0-0-0	0-0-0	0-0-0	0-0-0	0-0-0	0-0-0	0-0-0	0-0-0			
at UW	Dec 08	3-2 W	0-0-0	0-0-0	0-0-0	0-0-0	0-0-0	0-0-0	0-0-0	0-0-0	0-0-0	0-0-0	0-0-0	0-0-0	0-0-0			
at UW	Dec 09	6-2 W	0-0-0	0-1-1	0-0-0	0-0-0	0-0-0	0-1-1	0-0-0	0-0-0	0-0-0	0-0-0	0-0-0	0-0-0	0-0-0			
at MICH	Jan 05	2-1 W	0-0-0	0-0-0	0-0-0	0-0-0	0-0-0	0-0-0	0-0-0	0-0-0	0-0-0	0-0-0	0-0-0	0-0-0	0-0-0			
MICH	Jan 07	2-1 W	0-1-1	0-0-0	0-0-0	0-0-0	0-0-0	0-0-0	0-0-0	0-0-0	0-0-0	0-0-0	0-0-0	0-0-0	0-0-0			
UW	Jan 19	4-2 W	0-0-0	0-0-0	0-0-0	0-0-0	0-0-0	0-0-0	0-0-0	0-0-0	0-0-0	0-0-0	0-0-0	0-0-0	0-0-0			
vs UW	Jan 21	0-5 L	0-0-0	0-0-0	0-0-0	0-0-0	0-0-0	0-0-0	0-0-0	0-0-0	0-0-0	0-0-0	0-0-0	0-0-0	0-0-0			
at MINN	Jan 26	0-1 L	0-0-0	0-0-0	0-0-0	0-0-0	0-0-0	0-0-0	0-0-0	0-0-0	0-0-0	0-0-0	0-0-0	0-0-0	0-0-0			
at MINN	Jan 27	4-1 W	0-1-1	0-0-0	0-0-0	0-0-0	0-0-0	0-0-0	0-0-0	0-0-0	0-0-0	0-0-0	0-0-0	0-0-0	0-0-0			
at PSU	Feb 02	5-3 W	0-2-2	0-1-1	2-0-2	0-0-0	0-0-0	2-0-2	0-0-0	0-0-0	0-0-0	0-0-0	0-0-0	0-0-0	0-0-0			
at PSU	Feb 03	2-2 t	0-0-0	0-0-0	0-0-0	0-0-0	0-0-0	0-0-0	0-0-0	0-0-0	0-0-0	0-0-0	0-0-0	0-0-0	0-0-0			
OSU	Feb 09	2-1 W	0-0-0	0-0-0	0-0-0	0-0-0	0-0-0	0-0-0	0-0-0	0-0-0	0-0-0	0-0-0	0-0-0	0-0-0	0-0-0			
OSU	Feb 10	1-5 L	0-1-1	0-0-0	0-0-0	0-0-0	0-0-0	0-0-0	0-0-0	0-0-0	0-0-0	0-0-0	0-0-0	0-0-0	0-0-0			
MICH	Feb 16	2-4 L	1-0-1	0-0-0	0-0-0	0-0-0	0-0-0	0-0-0	0-0-0	0-0-0	0-0-0	0-0-0	0-0-0	0-0-0	0-0-0			
at MICH	Feb 18	0-1 L	0-0-0	0-0-0	0-0-0	0-0-0	0-0-0	0-0-0	0-0-0	0-0-0	0-0-0	0-0-0	0-0-0	0-0-0	0-0-0			
MSU	Feb 23	6-3 W	0-2-2	0-1-1	0-0-0	0-0-0	0-0-0	0-0-0	0-0-0	0-0-0	0-0-0	0-0-0	0-0-0	0-0-0	0-0-0			
MSU	Feb 24	3-4 L	0-0-0	0-1-1	0-0-0	0-0-0	0-0-0	0-0-0	0-0-0	0-0-0	0-0-0	0-0-0	0-0-0	0-0-0	0-0-0			
PSU	Mar 10	3-2 W	0-0-0	1-0-1	0-0-0	0-0-0	0-0-0	1-0-1	0-0-0	0-0-0	0-0-0	0-0-0	0-0-0	0-0-0	0-0-0			
OSU	Mar 17	3-2 W	0-1-1	0-0-0	1-0-1	0-0-0	0-0-0	1-0-1	0-0-0	0-0-0	0-0-0	0-0-0	0-0-0	0-0-0	0-0-0			

1	DYLAN ST. CYR	FR.	GOALTENDER
----------	----------------------	------------	-------------------



Northville, Michigan
USNTDP (USHL)

Career Highs

Saves: 46 (vs. Denver 10/13/17)
Goals Against: 5 (2x - vs. Omaha 10/26/17)
Shutouts: 1 (vs. Alabama Huntsville 10/7/17)
Points: N/A

his first career start since Mike Johnson blanked Providence 2-0 on Oct. 16, 2009 at the Joyce Center (29 saves).
 • Started game one of the Denver series and made 46 saves as the Irish skated to a 2-2 overtime tie with the No. 1 ranked Pioneers.

As a Freshman

- Made his Irish debut against Alabama Huntsville (Oct. 7) and posted a shutout in his first career start (34 saves).
- St. Cyr became the first Irish goaltender to record a shutout in


ST. CYR'S GAME-BY-GAME (2017-18)

Date	Opponent	Score	Minutes	GA	GAAvg	Saves	Save%	W	L	T	PP	SH	EN	PN	SO
Oct 07, 2017	ALABAMA HUNTSVILLE	4-0	60:00	0	0.00	34	1.000	1	0	0	0	0	0	0	0
Oct 13, 2017	DENVER	2-2	65:00	2	0.96	46	.976	1	0	1	1	0	0	0	0
Oct 19, 2017	SACRED HEART	4-6	58:46	5	2.29	22	.936	1	1	1	0	0	0	0	0
Oct 26, 2017	OMAHA	4-6	39:59	5	3.22	25	.914	1	2	1	0	0	0	0	0
Feb 10, 2018	OHIO STATE	1-5	11:26	0	3.06	6	.917	1	2	1	0	0	0	0	0
Totals			235:11	12	3.06	133	.917	1	2	1	1	0	0	0	0

ST. CYR'S CAREER STATS

Goalie	GP-GS	Minutes	GA	GAAvg	Saves	Save%	W	L	T	Sho	PPG	SHG
2017	5-4	235:11	12	3.06	133	.917	1	2	1	1.0	1	0
TOTAL	5-4	235:11	12	3.06	133	.917	1	2	1	1.0	1	0

2	TONY BRETZMAN	SR.	DEFENSEMAN
----------	----------------------	------------	-------------------



Mendota Heights, Minnesota
Langley Rivermen (BCHL)

Career Highs


Goals: 1 (2x - vs. UConn 11/1/15)
Assists: 1 (2x - at UMass 12/3/16)
Points: 1 (4x - at UMass 12/3/16)
Multi-Point Games: N/A
Point Streak: N/A
Most Recent Goal: 11/1/15 (W, 8-2 at UConn)

As a Senior

BRETZMAN'S CAREER STATS

Season	GP	G	A	Points	Shots	Shot%	Pen-Min	+/-	PPG	SHG	GWG	Blk
2014	17	1	1	2	8	.125	3-6	-2	0	0	1	15
2015	8	1	0	1	5	.200	2-4	+2	0	0	0	13
2016	15	0	1	1	7	.000	1-2	-1	0	0	0	10
TOTAL	40	2	2	4	-	-	6-12	-1	0	0	1	38

3 JORDAN GROSS SR. DEFENSEMAN



Maple Grove, Minnesota
Green Bay Gamblers (USHL)

Career Highs

Goals: 2 (2x - vs. Northeastern 11/12/15)
 Assists: 3 (2x - vs. Alabama Huntsville 10/6/17)
 Points: 3 (3x - vs. Alabama Huntsville 10/6/17)
 Multi-Point Games: 25
 Point Streak: 9 games (Dec. 5, 2014 - Jan. 23, 2015; 3-8-11)
 Most Recent Goal: 2/9/18 (W, 2-1 vs. Ohio State)

As a Senior

- Serving as an alternate captain for the first time in his Irish career.
- Opened the season with a three-assist game against Alabama Huntsville (Oct. 6) and followed by scoring a goal in the 4-0 win over the Chargers on Oct. 7 for a four-point weekend.
- Was named the Big Ten's Third Star of the Week (Oct. 10).
- Scored a game-tying, third period goal against No. 1 Denver in Notre Dame's 4-2 defeat (Oct. 14).
- That goal against the Pioneers was a power-play tally that

was blasted through the back of the net and later called a goal after video review.

- Had a goal and two assists in Notre Dame's 5-4 win over Omaha (Oct. 27), including his 100th career point on the assist and the game-winning goal.
- He became the 53rd player in program history to reach 100 career points.
- Had a pair of assists in Notre Dame's 3-1 win at Michigan State.
- Had a power-play goal and an assist to lead Notre Dame to a 4-1 win at Minnesota (Jan. 27).
- Notched the shootout winner in Notre Dame's 2-2 tie/shootout win at Penn State (Feb. 3) in his first career shootout.
- Scored the game-winning goal against Ohio State in what proved to be the Big Ten Regular Season Championship clinching win, 2-1 (Feb. 9).
- Scored a goal in B1G semifinal win over Penn State (March 10), earning all-tournament team accolades

GROSS' CAREER STATS

Season	GP	G	A	Points	Shots	Shot%	Pen-Min	+/-	PPG	SHG	GWG	Blk
2014	42	7	21	28	92	.076	7-14	+8	1	0	1	41
2015	37	9	22	31	113	.080	11-30	+15	2	0	1	40
2016	40	10	22	32	160	.062	6-12	+10	5	0	3	66
2017	36	8	17	25	130	.062	12-24	+11	3	1	2	39
TOTAL	155	34	82	116	495	.069	36-80	+44	11	1	7	186

4 DENNIS GILBERT JR. DEFENSEMAN



Buffalo, New York
Chicago Steel (USHL)

Career Highs

Goals: 2 (at Wisconsin 12/9/17)
 Assists: 2 (8x - vs. Providence 2/18/17)
 Points: 2 (10x - at Wisconsin 12/9/17)
 Multi-Point Games: 10
 Point Streak: 5 games (Feb. 4 - Feb. 18, 2017; 0-9-9)
 Most Recent Goal: 2/24/18 (L, 4-3 vs. Michigan State -- SHG)

As a Junior

- Notched a goal in Notre Dame's 5-3 season-opening win over Alabama Huntsville to tie the game at 3-3 (Oct. 6).

- That goal against the Chargers was his first since he netted the game winner in Notre Dame's 4-3 comeback win at Boston College during his freshman season (Dec. 10, 2015).
- Missed game two of the Sacred Heart series with an injury.
- Posted his first career two-goal game in Notre Dame's 6-2 win at 12th-ranked Wisconsin (Dec. 9), including his first career shorthanded tally.
- Scored his second shorthanded goal of the season in Notre Dame's 4-3 loss to Michigan State (Feb. 24).
- Assisted on Cam Morrison's game-winning goal in the B1G championship game (March 17)

GILBERT'S CAREER STATS

Season	GP	G	A	Points	Shots	Shot%	Pen-Min	+/-	PPG	SHG	GWG	Blk
2015	37	2	8	10	54	.037	17-34	+5	1	0	1	70
2016	40	0	22	22	50	.000	11-22	+27	0	0	0	78
2017	35	4	6	10	46	.087	8-16	+4	0	2	0	76
TOTAL	112	6	36	42	150	.040	36-72	+36	1	2	1	224

5 MATT HELLICKSON FR. DEFENSEMAN



Rogers, Minnesota
Sioiux City Muskateers (USHL)

Career Highs

Goals: 1 (2x - vs. Michigan 1/7/18)
 Assists: 1 (8x - vs. Michigan 2/16/18)
 Points: 1 (10x - vs. Michigan 2/16/18)
 Multi-Point Games: N/A
 Point Streak: 2 games (Jan. 5 - 7, 2018; 2-0-2)
 Most Recent Goal: 3/17/18 (W, 3-2/ot vs. Ohio State)

As a Freshman

- Notched an assist in his first career game, a 5-3 win over Alabama Huntsville (Oct. 6).
- Added an assist in 4-0 game two win over Chargers (Oct. 7).

- Had the primary assist on Dawson Cook's third-period, game-winning goal in Notre Dame's 5-3 victory against Penn State (Nov. 10).
- Scored his first career goal with a power-play tally in Notre Dame's 2-1 win at Michigan (Jan. 5).
- Netted what proved to be the game-winning power-play goal against Michigan in the 2-1 Irish win at home to complete the weekend sweep (Jan. 7).
- It marked his first career game winner.
- Recorded points in both BIG playoff games, an assist against Penn State (March 10) and a goal versus Ohio State (March 18)

HELLICKSON'S CAREER STATS

Season	GP	G	A	Points	Shots	Shot%	Pen-Min	+/-	PPG	SHG	GWG	Blk
2017	36	3	9	12	42	.071	6-12	+5	3	0	1	23
TOTAL	36	3	9	12	42	.071	6-12	+5	3	0	1	23

6 TORY DELLO SO. DEFENSEMAN



Crystal Lake, Illinois
Tri-City Storm (USHL)

Career Highs

Goals: 1 (2x - vs. Minnesota 11/25/17)
 Assists: 2 (vs. Holy Cross 11/25/16)
 Points: 2 (vs. Holy Cross 11/25/16)
 Multi-Point Games: 1
 Point Streak: 3 games (Feb. 17-24, 2017; 0-3-3)
 Most Recent Goal: 11/25/17 (W, 5-2 vs. Minnesota)

As a Sophomore

- Notched his first point of the season with an assist in Notre Dame's 5-3 victory against Penn State (Nov. 10).
- Scored Notre Dame's second goal in an eventual 5-2 win over sixth-ranked Minnesota (Nov. 25).

DELLO'S CAREER STATS

Season	GP	G	A	Points	Shots	Shot%	Pen-Min	+/-	PPG	SHG	GWG	Blk
2016	39	1	11	12	80	.013	23-65	+5	0	0	0	60
2017	34	1	1	2	25	.040	9-18	+4	0	0	0	48
TOTAL	73	2	12	14	105	.019	32-83	+9	0	0	0	108

8	MATT STEEVES	FR.	FORWARD
----------	---------------------	------------	----------------



Bedford, New Hampshire
Muskegon Lumberjacks (USHL)

Career Highs

Goals: 1 (vs. Alabama Huntsville 10/7/17)
 Assists: N/A
 Points: 1 (vs. Alabama Huntsville 10/7/17)
 Multi-Point Games: N/A
 Point Streak: N/A
 Most Recent Goal: 10/7/17 (W, 4-0 vs. Alabama Huntsville)

As a Freshman

- Notched a goal in Notre Dame's 4-0 win over Alabama Huntsville, which was his first career game (Oct. 7).
- That goal came on Steeves' first shot on goal in an Irish uniform.

STEEVES' CAREER STATS												
Season	GP	G	A	Points	Shots	Shot%	Pen-Min	+/-	PPG	SHG	GWG	Blk
2017	11	1	0	1	12	.083	5-10	-1	0	0	0	3
TOTAL	11	1	0	1	12	.083	5-10	-1	0	0	0	3

9	DAWSON COOK	SR	FORWARD
----------	--------------------	-----------	----------------



Cadillac, Michigan
Green Bay Gamblers (USHL)

Career Highs

Goals: 1 (11x - at Penn State 2/2/18)
 Assists: 1 (9x - vs. Penn State 11/10/17)
 Points: 2 (vs. Penn State 11/10/17)
 Multi-Point Games: 1
 Point Streak: 2 games (Nov. 28 - Dec. 4, 2015)
 Most Recent Goal: 2/2/18 (W, 5-3 at Penn State)

As a Senior

- Missed the Denver series with an upper body injury.
- Scored his first goal of the season in the game one loss to Sacred Heart (Oct. 19).

- Scored what proved to be the game winner against Sacred Heart (Oct. 20) for his second career game winner.
- Had the game-winning goal and added an assist for his first career multi-point game in Notre Dame's 5-3 win over Penn State (Nov. 10).
- Scored the third period, game-tying goal in Notre Dame's 3-2 comeback win at 12th-ranked Wisconsin (Dec. 8).
- Added the empty net goal to seal Notre Dame's 4-2 win over Wisconsin (Jan. 19).
- Sealed Notre Dame's 5-3 win at Penn State by scoring the fifth Irish goal midway through the third period (Feb. 2).

COOK'S CAREER STATS												
Season	GP	G	A	Points	Shots	Shot%	Pen-Min	+/-	PPG	SHG	GWG	Blk
2014	35	1	1	2	11	.091	4-8	-6	0	0	0	9
2015	32	3	1	4	16	.188	2-4	-2	0	0	1	7
2016	39	1	5	6	39	.026	4-8	0	0	0	0	16
2017	34	6	2	8	29	.207	7-14	+3	0	0	2	11
TOTAL	140	11	9	20	95	.116	17-34	-5	0	0	3	43

11 CAL BURKE **SO** **FORWARD**



Boxborough, Massachusetts
Cedar Rapids RoughRiders (USHL)

Career Highs

Goals: 3 (at Wisconsin 12/9/17)
Assists: 2 (2x - vs. Omaha 10/27/17)
Points: 3 (at Wisconsin 12/9/17)
Multi-Point Games: 6
Point Streak: 5 games (Feb. 3 - Feb. 17, 2017)
Most Recent Goal: 2/3/18 (T, 2-2 at Penn State)

As a Sophomore

- Scored his first goal of the season to put the Irish up 1-0 just 62 seconds into the game one loss to Sacred Heart (Oct. 19).
- Scored his second goal of the season against Omaha on Notre Dame's 6-4 loss (Oct. 26).
- Had a pair of assists in Notre Dame's 5-4 win over Omaha (Oct. 27).
- Scored the first goal in Notre Dame's wins at #16 Ohio State (Nov. 3 & 4).
- Notched the game winner in Notre Dame's 4-1 win at RPI (Nov. 17).

- Scored a pair of goals to lead Notre Dame to a 5-2 win over sixth-ranked Minnesota (Nov. 25), marking his first career two-goal game.
- Scored the game-winning goal in Notre Dame's 3-1 win at Michigan State (Dec. 1).
- Posted his first career hat trick and led the Irish to a 6-2 win at 12th-ranked Wisconsin (Dec. 9) as Notre Dame closed out the first semester on a 13-game winning streak.
- It marked the first Notre Dame hat trick since Steven Fogarty found the back of the net three times against Penn State on Oct. 16, 2015.
- Named the Big Ten's Third Star of the Week following that series at Wisconsin (Dec. 12).
- Missed game two at Minnesota (Jan. 27) with a lower body injury.
- Had a goal and an assist in Notre Dame's 2-2 tie (shootout win) at Penn State (Feb. 3).
- Recorded one assist in each of the B1G playoff games against Penn State (March 10) and Ohio State (March 17).

BURKE'S CAREER STATS

Season	GP	G	A	Points	Shots	Shot%	Pen-Min	+/-	PPG	SHG	GWG	Blk
2016	35	3	8	11	69	.043	4-8	+3	0	0	1	10
2017	34	13	11	24	89	.146	2-15	+3	1	0	3	13
TOTAL	69	16	19	35	158	.101	6-23	+6	1	0	4	23

12 FELIX HOLMBERG **SO** **FORWARD**



Stockholm, Sweden
AIK J20 (SuperElit)

Career Highs

Goals: 1 (at Boston College 1/28/17)
Assists: N/A
Points: 1 (at Boston College 1/28/17)
Multi-Point Games: N/A
Point Streak: N/A
Most Recent Goal: 1/28/17 (L, 6-4 at Boston College)

As a Sophomore

HOLMBERG'S CAREER STATS

Season	GP	G	A	Points	Shots	Shot%	Pen-Min	+/-	PPG	SHG	GWG	Blk
2016	18	1	0	1	8	.125	1-2	-1	0	0	0	4
2017	4	0	0	0	2	.000	0-0	-2	0	0	0	1
TOTAL	22	1	0	1	10	.100	1-2	-3	0	0	0	5

13	COLIN THEISEN	FR.	FORWARD
-----------	----------------------	------------	----------------



Monroe, Michigan
Dubuque Fighting Saints (USHL)

Career Highs

Goals: 2 (vs. Omaha 10/27/17)
 Assists: 2 (at Wisconsin 12/8/17)
 Points: 2 (3x - at Wisconsin 12/8/17)
 Multi-Point Games: 3
 Point Streak: 5 games (Oct. 19- Nov. 3, 2017; 3-4-7)
 Most Recent Goal: 2/24/18 (L, 4-3 vs. Michigan State)

As a Freshman

- Scored a goal in his first career game, Notre Dame's 5-3 season-opening win over Alabama Huntsville (Oct. 6).
- Notched his first career assist in Notre Dame's game two, 4-0

- win over the Chargers (Oct. 7).
- Had a pair of goals, including his first career power-play goal, in Notre Dame's 5-4 win over Omaha (Oct. 27).
- Had a goal and an assist in Notre Dame's 4-1 win at #16 Ohio State (Nov. 3).
- Had a pair of assists in Notre Dame's 3-2 comeback win at 12th-ranked Wisconsin (Dec. 8), marking his first career two-assist game.

THEISEN'S CAREER STATS												
Season	GP	G	A	Points	Shots	Shot%	Pen-Min	+/-	PPG	SHG	GWG	Blk
2017	36	6	12	18	78	.077	8-16	+8	1	0	0	15
TOTAL	36	6	12	18	78	.077	8-16	+8	1	0	0	15

14	MAX EISENMENGER	FR.	FORWARD
-----------	------------------------	------------	----------------



Münster, Germany
Djurgårdens IF J20 (SuperElit)

Career Highs

Goals: N/A
 Assists: 1 (vs. Alabama Huntsville 10/6/17)
 Points: 1 (vs. Alabama Huntsville 10/6/17)
 Multi-Point Games: N/A
 Point Streak: N/A
 Most Recent Goal: N/A

As a Freshman

- Notched an assist in his first career game as Notre Dame beat Alabama Huntsville 5-3 (Oct. 6).

EISENMENGER'S CAREER STATS												
Season	GP	G	A	Points	Shots	Shot%	Pen-Min	+/-	PPG	SHG	GWG	Blk
2017	5	0	1	1	2	.000	1-2	0	0	0	0	-
TOTAL	5	0	1	1	2	.000	1-2	0	0	0	0	-

15 ANDREW OGLEVIE JR FORWARD



Fullerton, California
Cedar Rapids RoughRiders (USHL)

Career Highs

Goals: 2 (2x - at Boston College 1/28/17)
Assists: 3 (2x - at Minnesota 1/27/18)
Points: 3 (5x - at Minnesota 1/27/18)
Multi-Point Games: 18
Point Streak: 11 games (Jan. 7 - Feb. 17, 2017; 9-5-14)
Most Recent Goal: 2/9/18 (W, 2-1 vs. Ohio State)

As a Junior

- Serving as an alternate captain for the first time in his Irish career.
- Had a pair of assists in Notre Dame's season-opening 5-3 win over Alabama Huntsville (Oct. 6).
- Scored a pair of goals, each with less than one second remaining on the clock (to end the first and second periods) in Notre Dame's 4-0 win over Alabama Huntsville (Oct. 7).
- Scored the third period, game-tying goal against Denver in Notre Dame's 2-2 tie with the No.1 ranked Pioneers.
- Scored a power-play goal against Sacred Heart (Oct. 19).
- Missed the Omaha and Ohio State series with an upper body injury.
- Returned against Penn State and notched a goal and an

assist in Notre Dame's 5-3 win (Nov. 11).

- Had a pair of assists in Notre Dame's 4-1 win at RPI (Nov. 17).
- Notched the game-winning, power-play goal in Notre Dame's 1-0 victory over Minnesota (Nov. 24).
- Scored the game-winning goal in Notre Dame's 2-0 win at Michigan State (Dec. 2).
- Had a pair of assists in Notre Dame's 6-2 win at Wisconsin (Dec. 9).
- Scored what proved to be the game-winning, power-play goal at Michigan in Notre Dame's 2-1 win (Jan. 5).
- Opened the scoring in Notre Dame's 2-1 win versus Michigan to help the Irish complete the weekend sweep (Jan. 7).
- Had a goal and an assist to lead the Irish to a 4-2 win over Wisconsin (Jan. 19).
- Tied his career high with three assists in Notre Dame's 4-1 win at Minnesota (Jan. 27).
- Assisted on both Notre Dame goals in the 2-2 tie (shootout win) at Penn State (Feb. 3).
- Notched a pair of assists in Notre Dame's 6-3 win over Michigan State (Feb. 23), which was his 100th career game.

OGLEVIE'S CAREER STATS

Season	GP	G	A	Points	Shots	Shot%	Pen-Min	+/-	PPG	SHG	GWG	Blk
2015	31	5	4	9	59	.085	4-8	+9	0	0	2	6
2016	40	21	20	41	127	.165	5-10	+18	5	1	3	8
2017	32	12	20	32	112	.107	9-18	+5	6	0	4	7
TOTAL	103	38	44	82	298	.128	18-36	+32	11	1	9	21

17 PIERCE CRAWFORD FR FORWARD



Park Ridge, Illinois
Youngstown Phantoms (USHL)

Career Highs

Goals: N/A
Assists: N/A
Points: N/A
Multi-Point Games: N/A
Point Streak: N/A

As a Freshman

- Injured in the exhibition game against the USNTDP (Oct. 1) and missed the first four series of the season (upper body).
- Made his Notre Dame debut in the 4-1 win at #16 Ohio State (Nov. 3).

CRAWFORD'S CAREER STATS

Season	GP	G	A	Points	Shots	Shot%	Pen-Min	+/-	PPG	SHG	GWG	Blk
2017	8	0	0	0	2	.000	2-4	-1	0	0	0	3
TOTAL	8	0	0	0	2	.000	2-4	-1	0	0	0	3

18 JAKE EVANS SR. FORWARD



Toronto, Ontario
St. Michael's Buzzers (OJHL)

Career Highs

Goals: 2 (4x - (vs. Alabama Huntsville 10/6/17))
Assists: 4 (vs. Omaha 10/26/17)
Points: 4 (vs. Omaha 10/26/17)
Multi-Point Games: 33
Point Streak: 7 games (Dec. 2, 2016 - Jan. 7, 2017; 4-4-8)
Most Recent Goal: 2/24/18 (L, 4-3 vs. Michigan State)

As a Senior

- After serving as an alternate captain ad a junior, he is the team's lone captain as a senior.
- Evans is the 13th Canadian-born captain of the Irish and the first since two-year captain Steve Noble (1996-98).
- Had two goals, including the game winner and the empty net shorthanded tally, and an assist in Notre

- Dame's 5-3 win against Alabama Huntsville to open the season (Oct. 6).
- Added a pair of assists in Notre Dame's 4-0 win in game two against the Chargers (Oct. 7) for a five-point weekend.
- Was named the Big Ten Conference's Second Star (Oct. 10).
- Had a three-point weekend against No. 1 Denver with a goal and two assists (Oct. 13-14) to reach the 100-career points milestone.
- Evans became the 52nd player in program history to notch at least 100-career points.
- Posted a career-best four assists in Notre Dame's 6-4 loss to Omaha (Oct. 26), becoming the first Irish player with a four-assist game since Stephen Johns did so on Dec. 29, 2010, versus Canisius.
- Posted three assists in Notre Dame's game two win over Omaha (Oct. 27) for a seven point series (0-7-7) and was named the BIG's Third Star of the Week.
- Named a Senior Class Award candidate (Nov. 1).
- Scored the game-winning goal and added two assists for a three-point game in Notre Dame's 3-2 win at Ohio State (Nov. 4).
- Had a goal and an assist in Notre Dame's 4-1 win at RPI, including the game's first goal.
- Scored the game-winning goal and added two assists for a three-point night in Notre Dame's 5-2 win over

- sixth-ranked Minnesota (Nov. 25).
- Had a goal and an assist to lead Notre Dame to a 3-1 win at Michigan State (Dec. 1).
- Named to Team Canada's roster for the 2017 Spengler Cup in Davos, Switzerland (Dec. 26-31).
- Had a breakaway goal in Notre Dame's 4-2 victory versus Wisconsin (Jan. 19).
- Had the game-winning goal and added an assist in Notre Dame's 4-1 win at Minnesota (Jan. 27).
- Had the primary assist on Jordan Gross' game winner against Ohio State in which Notre Dame defeated the Buckeyes 2-1 to clinch the Big Ten Regular Season Championship (Feb. 9).
- Named a 2017-18 Senior Class Award Finalist (Feb. 16).
- Had a shorthanded goal and an assist in Notre Dame's 6-3 win over Michigan State (Feb. 23).
- Notched a goal and an assist in Notre Dame's 4-3 loss to Michigan State (Feb. 24) for a five point weekend.
- Named the Big Ten's Third Star of the Week following that series versus the Spartans (Feb. 26).
- Assisted on two of Notre Dame's three goals in the BIG title game against Ohio State (March 17), including Cam Morrison's overtime game-winner.

EVANS' CAREER STATS												
Season	GP	G	A	Points	Shots	Shot%	Pen-Min	+/-	PPG	SHG	GWG	Blk
2014	41	7	10	17	63	.111	11-22	+4	1	0	1	10
2015	37	8	25	33	55	.145	9-29	+15	4	0	1	26
2016	40	13	29	42	110	.118	18-47	+11	1	1	0	27
2017	36	11	29	40	101	.109	9-18	+11	3	2	4	24
TOTAL	154	39	93	132	329	.119	47-116	+41	9	3	6	87

19 MIKE O'LEARY SO. FORWARD



Halifax, Nova Scotia
Dubuque Fighting Saints (USHL)

Career Highs

Goals: 1 (4x - at Wisconsin 12/9/17)
Assists: 1 (7x - at Penn State 2/2/18)
Points: 1 (11x - at Penn State 2/2/18)
Multi-Point Games: N/A
Point Streak: 2 games (twice)
Most Recent Goal: 12/9/17 (W, 6-2 at Wisconsin)

As a Sophomore

- Notched his first point of the season with an assist against

- Sacred Heart (Oct. 19).
- Scored his first goal of the season in Notre Dame's 5-2 win over sixth-ranked Minnesota (Nov. 25), notching a back-handed tally for the fifth Irish goal of the night.
- Capped the scoring in Notre Dame's 6-2 win at Wisconsin (Dec. 9).
- Missed the second Michigan series (Feb. 16 & 18) with an illness.
- Returned to score the opening goal in Notre Dame's 6-3 win over Michigan State (Feb. 23).

O'LEARY'S CAREER STATS												
Season	GP	G	A	Points	Shots	Shot%	Pen-Min	+/-	PPG	SHG	GWG	Blk
2016	37	2	2	4	22	.091	16-40	+1	0	0	0	7
2017	34	3	5	8	39	.077	11-22	+5	0	0	0	17
TOTAL	71	5	7	12	61	.082	27-62	+6	0	0	0	24

20 JUSTIN WADE SR. DEFENSESMAN



Aurora, Illinois
Cedar Rapids RoughRiders (USHL)

Career Highs

Goals: 1 (2x - vs. UMD 10/23/15)
 Assists: 1 (15x - at Michigan State 12/1/17)
 Points: 1 (17x - at Michigan State 12/1/17)
 Multi-Point games: N/A
 Point Streak: N/A
 Most Recent Goal: 10/23/15 (T, 3-3 ot vs. Minnesota Duluth)

As a Senior

- Notched his first point of the season with an assist in the 2-2 overtime tie versus No. 1 Denver (Oct. 13).

WADE'S CAREER STATS

Season	GP	G	A	Points	Shots	Shot%	Pen-Min	+/-	PPG	SHG	GWG	Blk
2013	6	0	0	0	-	-	0-0	-1	0	0	0	-
2014	41	1	6	7	21	.048	12-38	+7	0	0	0	49
2015	34	1	6	7	31	.032	11-22	+5	0	1	0	56
2017	32	0	3	3	24	.000	16-54	-5	0	0	0	40
TOTAL	113	2	15	17	-	-	39-114	+6	0	1	0	145

21 JOE WEGWERTH JR FORWARD



Brewster, New York
Cedar Rapids RoughRider (USHL)

Career Highs

Goals: 2 (2x - vs. Sacred Heart 10/20/17)
 Assists: 2 (at Penn State 2/2/18)
 Points: 2 (3x - at Penn State 2/2/18)
 Multi-Point Games: 3
 Point Streak: 2 games (2x - Oct. 19-20, 2017)
 Most Recent Goal: 2/23/18 (W, 6-3 vs. Michigan State)

- Followed up with a two-goal effort in Notre Dame's 3-1 win over Sacred Heart (Oct. 20).
- Missed the Omaha and Ohio State series as well as games versus Penn State and RPI and the Minnesota series with a lower body injury.
- Posted a career-high two assists in Notre Dame's 5-3 comeback win at Penn State (Feb. 2).
- Scored a power-play goal in Notre Dame's 6-3 win over Michigan State (Feb. 23).
- Recorded an assist in B1G semifinal win over Penn State (March 10)

As a Junior

- Scored his first goal of the season on the power play against Sacred Heart (Oct. 19).

WEGWERTH'S CAREER STATS

Season	GP	G	A	Points	Shots	Shot%	Pen-Min	+/-	PPG	SHG	GWG	Blk
2015	30	1	3	4	29	.034	9-18	-4	0	0	0	4
2016	33	7	4	11	52	.135	7-14	+2	3	0	0	5
2017	28	5	5	10	49	.102	3-6	0	3	0	0	11
TOTAL	91	13	12	25	130	.100	19-38	-2	6	0	0	20

22 ANDREW PEEKE SO. DEFENSESMAN



Parkland, Florida
Green Bay Gamblers (USHL)

Career Highs

Goals: 1 (8x - vs. Michigan State 2/23/18)
 Assists: 2 (4x - at Ohio State 11/4/17)
 Points: 2 (6x - vs. at Ohio State 11/4/17)
 Multi-Point Games: 5
 Point Streak: 3 games (Jan. 1 - Jan. 7, 2017)
 Most Recent Goal: 2/23/18 (W, 6-3 vs. Michigan State)

As a Sophomore

- Notched his first point of the season with an assist versus Sacred Heart (Oct. 19).
- Had two assists in Notre Dame's 3-1 win over Sacred Heart (Oct. 20).
- Scored his first goal of the season in Notre Dame's 6-4 loss to Omaha (Oct. 26).
- Had two assists in Notre Dame's 3-2 win at #16 Ohio State (Nov. 4).

- Had the primary assist on Cam Morrison's overtime game winner at RPI (Nov. 18).
- Named to Team USA's roster for the 2017 IIHF World Junior Championship in Buffalo (Dec. 26 - Jan. 5) and helped Team USA win the bronze medal to become Notre Dame's sixth all-time medalist at the prestigious tournament.
- Peeke, who was the 19th Notre Dame player to take part in the Junior World Championship, played in all seven games for team USA and finished with a goal and an assist.
- Scored what proved to be the game winner, late in the first period, in Notre Dame's 4-2 win versus Wisconsin (Jan. 19).
- Notched his first career power-play goal in Notre Dame's 5-3 win at Penn State (Feb. 2).
- Notched a goal in Notre Dame's 6-3 win over Michigan State to push the Irish lead to 3-1.
- Scored in B1G semifinal win over Penn State (March 10)
- Recorded an assist in B1G championship win over Ohio State (March 17)

PEEKE'S CAREER STATS

Season	GP	G	A	Points	Shots	Shot%	Pen-Min	+/-	PPG	SHG	GWG	Blk
2016	40	4	10	14	56	.071	8-16	+9	0	0	1	95
2017	35	5	9	14	52	.096	10-20	+14	2	0	1	54
TOTAL	75	9	19	28	108	.083	18-36	+23	2	0	2	149

23 LUKE NOVAK SO. FORWARD



Waukesha, Wisconsin
New Jersey Hitmen (USPHL)

Career Highs

Goals: N/A
 Assists: 1 (vs. Omaha 10/26/17)
 Points: 1 (vs. Omaha 10/26/17)
 Multi-Point Games: N/A
 Point Streak: N/A

As a Sophomore

- Made his Notre Dame debut in the 3-1 win over Sacred Heart (Oct. 20).
- Notched his first career point with an assist in Notre Dame's 6-4 loss versus Omaha (Oct. 26).

NOVAK'S CAREER STATS

Season	GP	G	A	Points	Shots	Shot%	Pen-Min	+/-	PPG	SHG	GWG	Blk
2017	4	0	1	1	7	.000	1-2	0	0	0	0	2
TOTAL	4	0	1	1	-	-	1-2	0	0	0	0	2

24 LUKE RIPLEY SR. DEFENSEMAN



Kitimat, British Columbia
Powell River Kings (BCHL)

Career Highs

Goals: 1 (3x - vs. Northeastern 3/12/16)
Assists: 1 (12x - at Providence 2/19/16)
Points: 1 (15x - vs. Northeastern 3/12/16)
Multi-Point Games: N/A
Point Streak: 3 games (Jan. 31 - Feb. 7, 2015; 0-3-3)
Most Recent Goal: 3/12/16 (L, 6-4 vs. Northeastern)

As a Senior

- Serving as an alternate captain for the second consecutive season.
- Skated in his third game of the season on Senior Night against Michigan State (Feb. 24).

RIPLEY'S CAREER STATS

Season	GP	G	A	Points	Shots	Shot%	Pen-Min	+/-	PPG	SHG	GWG	Blk
2014	42	2	6	8	32	.062	15-30	+4	0	0	1	71
2015	37	1	6	7	40	.025	18-47	+12	0	0	0	56
2016	38	0	0	0	26	.000	20-40	-4	0	0	0	36
2017	3	0	0	0	1	.000	0-0	-1	0	0	0	-
TOTAL	120	3	12	15	99	.030	53-117	+11	0	0	1	163

25 DYLAN MALMQUIST JR. FORWARD



Edina, Minnesota
Edina High School

Career Highs

Goals: 2 (6x - at Minnesota 1/27/18)
Assists: 2 (4x - vs. Alaska 1/1/17)
Points: 3 (3x - at Minnesota Duluth 10/15/16)
Multi-Point Games: 11
Point Streak: 6 games (Dec. 2, 2017 - Jan. 19, 2018)
Most Recent Goal: 2/3/18 (T, 2-2 at Penn State)

As a Junior

- Missed the first three series of the year with a lower body injury before returning for the Omaha series (Oct. 26-27).
- His first goal of the season was scored in the third period and what proved to be the game winner in Notre Dame's 4-1 win

- at #16 Ohio State (Nov. 3).
- Had a goal and an assist in Notre Dame's 3-2 win at Ohio State (Nov. 4).
- Had the primary assist on Andrew Oglevie's game-winning goal at Michigan State in Notre Dame's 2-0 win (Dec. 2).
- Had a pair of third period goals, including the game winner, in Notre Dame's 3-2 comeback win at 12th-ranked Wisconsin (Dec. 8).
- Notched a pair of third period goals to close out the scoring in Notre Dame's 4-1 win at Minnesota, including a power-play tally.
- Notched the second goal in Notre Dame's 2-2 tie (shootout win) at Penn State (Feb. 3).

MALMQUIST'S CAREER STATS

Season	GP	G	A	Points	Shots	Shot%	Pen-Min	+/-	PPG	SHG	GWG	Blk
2015	36	11	6	17	59	.186	7-25	+9	2	0	2	7
2016	40	10	14	24	68	.147	10-20	+6	3	0	3	3
2017	30	7	10	17	46	.152	4-8	+7	1	0	2	8
TOTAL	106	28	30	58	173	.162	21-53	+22	6	0	7	18

26 CAM MORRISON **SO** **FORWARD**



Aurora, Ontario
Youngstown Phantoms (USHL)

Career Highs

Goals: 2 (2x - vs. Michigan State 2/23/18)
Assists: 3 (vs. Minnesota 11/25/17)
Points: 3 (vs. Minnesota 11/25/17)
Multi-Point Games: 9
Point Streak: 3 games (active)
Most Recent Goal: 3/17/18 (W, 3-2/ot vs. Ohio State)

As a Sophomore

- Scored his first goal of the season in the third period of Notre Dame's 4-2 loss to No. 1 Denver (Oct. 14).
- Scored in the third period to restore Notre Dame's two goal lead

- in an eventual 4-1 win at #16 Ohio State (Nov. 3).
- Scored his first career overtime game-winning goal for the Irish in Notre Dame's 1-0 win at RPI, just 13 seconds into the extra stanza (Nov. 18).
- Notched a career-high three assists in Notre Dame's 5-2 win over Minnesota (Nov. 25).
- Had a pair of assists in Notre Dame's 6-2 win at Wisconsin (Dec. 9).
- Matched his career high with two goals in Notre Dame's 6-3 win over Michigan State, including the game winner (Feb. 23).
- Scored in overtime to give Irish B1G championship game win over Ohio State (March 17), earning spot on all-tournament team

MORRISON'S CAREER STATS

Season	GP	G	A	Points	Shots	Shot%	Pen-Min	+/-	PPG	SHG	GWG	Blk
2016	40	12	12	24	83	.145	6-12	+5	5	0	1	8
2017	36	8	13	21	83	.096	5-10	-10	1	0	3	3
TOTAL	76	20	25	45	166	.120	11-22	-5	6	0	4	11

27 BOBBY NARDELLA **JR** **DEFENSEMAN**



Rosemont, Illinois
Tri-City Storm (USHL)

Career Highs

Goals: 2 (vs. Arizona State 10/7/16)
Assists: 2 (9x - vs. Michigan State 2/23/18)
Points: 3 (3x - at UMass 12/2/16)
Multi-Point Games: 13
Point Streak: 6 games (Jan 2-23, 2017; 2-10-12)
Most Recent Goal: 2/16/18 (L, 4-2 vs. Michigan)

As a Junior

- Scored a power-play goal in Notre Dame's season-opening win over Alabama Huntsville (Oct. 6) and then added an assist in the 4-0 game two win over the Chargers for a two-point weekend.
- Had two assists in game one against Sacred Heart (Oct. 19).

- Had a goal and an assist in Notre Dame's 6-4 loss to Omaha (Oct. 26).
- Posted two assists in Notre Dame's 5-4 win over Omaha (Oct. 27).
- Had a goal and an assist in Notre Dame's 5-3 win over Penn State (Nov. 10).
- Notched a pair of assists, including the primary assist on Bo Brauer's game winner, in Notre Dame's 5-3 victory at Penn State (Feb. 2).
- Had a pair of assists in Notre Dame's 6-3 win over Michigan State (Feb. 23).
- Registered assist in B1G title game win over Ohio State (March 17)

NARDELLA'S CAREER STATS

Season	GP	G	A	Points	Shots	Shot%	Pen-Min	+/-	PPG	SHG	GWG	Blk
2015	35	4	20	24	69	.058	9-18	+9	1	0	1	20
2016	34	7	14	21	84	.083	9-26	+5	4	0	1	34
2017	36	5	18	23	60	.083	7-14	+1	3	0	0	36
TOTAL	105	16	52	68	213	.075	25-58	+15	8	0	2	90

28 JACK JENKINS JR FORWARD



Lake Bluff, Illinois
 Fargo Force (USHL)

Career Highs

Goals: 1 (11x - vs. Penn State 11/10/17)
 Assists: 1 (15x - vs. Michigan State 2/24/18)
 Points: 2 (vs. Providence 3/10/17)
 Multi-Point Games: 1
 Point Streak: 3 games (March 10-26, 2017)
 Most Recent Goal: 3/10/18 (W, 3-2 vs. Penn State)

- Sacred Heart (Oct. 19).
- Scored his first goal of the season in Notre Dame's 5-4 win over Omaha (Oct. 27).
- Added the empty net tally to seal Notre Dame's 5-3 win over Penn State (Nov. 10).
- Score game-winning goal with 31 seconds remaining in B1G semifinal victory over Penn State (March 10)

As a Junior

- Notched his first point of the season with an assist against

JENKINS' CAREER STATS

Season	GP	G	A	Points	Shots	Shot%	Pen-Min	+/-	PPG	SHG	GWG	Blk
2015	28	2	2	4	28	.071	1-2	-1	0	0	1	9
2016	36	7	5	12	88	.080	2-4	+1	0	0	2	24
2017	36	3	8	11	71	.042	1-2	+1	0	0	1	26
TOTAL	100	12	15	27	187	.064	4-8	+1	0	0	4	59

29 BO BRAUER SR FORWARD



Edina, Minnesota
 Naniamo Clippers (BCHL)

Career Highs

Goals: 2 (2x - at Penn State 2/2/18)
 Assists: 2 (vs. Providence 3/10/17)
 Points: 2 (3x - at Penn State 2/2/18)
 Multi-Point Games: 3
 Point Streak: 2 games (November 10-pres., 2017)
 Most Recent Goal: 3/17/18 (W, 3-2/ot vs. Ohio State)

- Huntsville (Oct. 7), which was his first game of the season.
- Scored his first goal of the season to get the Irish on the board in an eventual 5-3 win over Penn State (Nov. 10).
- Scored his first career game-winning goal in Notre Dame's 1-0 win over Penn State (Nov. 11).
- Posted his second career two-goal game in Notre Dame's 5-3 victory at Penn State (Feb. 3), including the game winner.
- Scored in B1G title game victory over Ohio State (March 17)


As a Senior

- Notched an assist in Notre Dame's 4-0 win over Alabama

BRAUER'S CAREER STATS

Season	GP	G	A	Points	Shots	Shot%	Pen-Min	+/-	PPG	SHG	GWG	Blk
2014	2	0	0	0	1	.000	1-2	0	0	0	0	-
2015	1	0	0	0	-	-	0-0	0	0	0	0	-
2016	26	3	2	5	12	.250	3-14	+3	1	0	0	1
2017	33	5	3	8	37	.135	8-27	+3	0	0	2	7
TOTAL	62	8	5	13	-	-	12-43	+6	1	0	2	8

33 NICK SANFORD FR. GOALTENDER



Morristown, New Jersey
 Boston Jr. Bruins (USPHL)

Career Highs

Goals: N/A
 Assists: N/A
 Points: N/A
 Multi-Point Games: N/A
 Point Streak: N/A

As a Freshman

32	CALE MORRIS	SO	GOALTENDER
-----------	--------------------	-----------	-------------------



Larkspur, Colorado
Waterloo Black Hawks (USHL)

Career Highs

Saves

- 55 (at Penn State 2/3/18)
- 48 (at Penn State 2/2/18)
- 44 (vs. Minnesota 11/24/17)

Goals Against

- 5 (vs. Wisconsin 1/21/18)

Shutouts (4):

- vs. Penn State 11/11/17 (W, 1-0; 33 saves)
- at RPI 11/18/17 (W, 1-0; 25 saves)
- vs. Minnesota 11/24/17 (W, 1-0; 44 saves)
- at Michigan State 12/2/17 (W, 2-0; 23 saves)

As a Sophomore

- Made 25 saves against Alabama Huntsville to earn the win in his first career start (Oct. 6).
- Made a career-high 30 saves in Notre Dame's 4-2 loss to Denver (last DU goal was an ENG).
- Stopped 24 of the 25 shots he faced against Sacred Heart to post his second career win (Oct. 20).
- Made 23 saves to lead the Irish to a 4-1 win at #16 Ohio State, marking Notre Dame's first win in its first Big Ten game.
- Made 39 saves in Notre Dame's 3-2 win at #16 Ohio State (Nov. 4) for his third straight win, including 22 saves in the third period.
- Stopped a career-high 40 shots in Notre Dame's 5-3 win over Penn State (Nov. 10).
- Made 33 saves in Notre Dame's 1-0 win against Penn State to post his first career shutout (Nov. 11).

- Put together a shutout streak of 118:30 from Nov. 10 - Nov. 17 that came to an end in the third period of Notre Dame's 4-1 win at RPI (Nov. 17).
- Came back and posted a 25-save shutout in game two against the Engineers as Notre Dame won 1-0 in overtime (Nov. 18).
- Made a career high 44 saves in Notre Dame's 1-0 win over Minnesota (Nov. 25).
- Stopped 40 shots while yielding just two power-play goals in game two against the Gophers as the Irish won 5-2 (Nov. 25).
- Named the Big Ten's First Star for the third consecutive week following that Minnesota series.
- Posted a 23-save shutout in Notre Dame's 2-0 win at Michigan State (Dec. 2) for his fourth shutout of the season and of his career.
- Made 48 saves in Notre Dame's 5-3 win at Penn State (Feb. 2).
- Followed with a career-high 55 saves in game two of the series with Penn State, which was a 2-2 tie (shootout win on Feb. 3).
- In that game against the Nittany Lions, Morris stopped a penalty shot against Andrew Sturtz in overtime to preserve the tie and then made two stops in the shootout.
- Made 43 saves in B1G semifinal win over Penn State (March 10)
- Registered 41 saves against Ohio State in B1G championship Game (March 17)
- Named B1G tournament Most Outstanding Player

MORRIS' CAREER STATS

Goalie	GP-GS	Minutes	GA	GAvg	Saves	Save%	W	L	T	Sho	PPG	SHG
2016	1-0	19:43	1	3.04	7	.875	0	0	0	0.0	0	0
2017	33-32	1937:47	62	1.92	1089	.946	24	7	1	4.0	12	2
TOTAL	34-32	1957:30	63	1.93	1096	.946	24	7	1	4.0	12	2

MORRIS' GAME-BY-GAME (2017-18)

Date	Opponent	Score	Minutes	GA	GAAvg	Saves	Save%	W	L	T	PP	SH	EN	PN	SO
Oct 06, 2017	ALABAMA HUNTSVILLE	5-3	60:00	3	3.00	25	.893	1	0	0	1	0	0	0	0
Oct 14, 2017	DENVER	2-4	59:32	3	3.01	30	.902	1	1	0	0	0	0	0	0
Oct 20, 2017	SACRED HEART	3-1	60:00	1	2.34	24	.919	2	1	0	0	0	0	0	0
Oct 26, 2017	OMAHA	4-6	19:03	0	2.11	5	.923	2	1	0	0	0	0	0	0
Oct 27, 2017	OMAHA	5-4	60:00	4	2.55	27	.910	3	1	0	2	0	0	0	0
Nov 03, 2017	at Ohio State	4-1	60:00	1	2.26	23	.918	4	1	0	0	0	0	0	0
Nov 04, 2017	at Ohio State	3-2	60:00	2	2.22	39	.925	5	1	0	1	0	0	0	0
Nov 10, 2017	PENN STATE	5-3	60:00	3	2.33	40	.926	6	1	0	0	0	0	0	0
Nov 11, 2017	PENN STATE	1-0	60:00	0	2.05	33	.935	7	1	0	0	0	0	0	0
Nov 17, 2017	at Rensselaer	4-1	60:00	1	1.93	38	.940	8	1	0	0	0	0	0	0
Nov 18, 2017	at Rensselaer	1-0	60:13	0	1.75	25	.945	9	1	0	0	0	0	0	0
Nov 24, 2017	MINNESOTA	1-0	60:00	0	1.59	44	.951	10	1	0	0	0	0	0	0
Nov 25, 2017	MINNESOTA	5-2	60:00	2	1.62	40	.952	11	1	0	2	0	0	0	0
Dec 01, 2017	at Michigan State	3-1	60:00	1	1.58	29	.953	12	1	0	0	0	0	0	0
Dec 02, 2017	at Michigan State	2-0	60:00	0	1.47	23	.955	13	1	0	0	0	0	0	0
Dec 08, 2017	at Wisconsin	3-2	60:00	2	1.50	34	.954	14	1	0	1	0	0	0	0
Dec 09, 2017	at Wisconsin	6-2	60:00	2	1.53	39	.954	15	1	0	1	0	0	0	0
Jan 05, 2018	at MICHIGAN	2-1	60:00	1	1.50	35	.955	16	1	0	0	0	0	0	0
Jan 07, 2018	MICHIGAN	2-1	59:50	1	1.47	33	.956	17	1	0	0	0	0	0	0
Jan 19, 2018	WISCONSIN	4-2	60:00	2	1.50	33	.955	18	1	0	0	0	0	1	0
Jan 21, 2018	vs Wisconsin	0-5	59:55	5	1.67	41	.951	18	2	0	2	1	0	0	0
Jan 26, 2018	at Minnesota	0-1	63:24	1	1.64	33	.952	18	3	0	0	0	0	0	0
Jan 27, 2018	at Minnesota	4-1	59:54	1	1.61	16	.952	19	3	0	0	0	0	0	0
Feb 02, 2018	at Penn State	5-3	60:00	3	1.67	48	.951	20	3	0	0	0	0	0	0
Feb 03, 2018	at Penn State	2-2	64:47	2	1.68	55	.952	20	3	1	0	0	0	0	0
Feb 09, 2018	OHIO STATE	2-1	60:00	1	1.65	31	.953	21	3	1	1	0	0	0	0
Feb 10, 2018	OHIO STATE	1-5	47:32	4	1.75	27	.950	21	4	1	0	0	0	0	0
Feb 16, 2018	MICHIGAN	2-4	57:20	4	1.84	32	.947	21	5	1	0	0	0	0	0
Feb 18, 2018	at Michigan	0-1	58:25	1	1.81	36	.948	21	6	1	0	0	0	0	0
Feb 23, 2018	MICHIGAN STATE	6-3	60:00	3	1.85	35	.947	22	6	1	0	1	0	0	0
Feb 24, 2018	MICHIGAN STATE	3-4	58:42	4	1.92	32	.945	22	7	1	0	0	0	0	0
Mar 10, 2018	PENN STATE	3-2	60:00	2	1.93	43	.946	23	7	1	1	0	0	0	0
Mar 17, 2018	OHIO STATE	3-2	69:10	2	1.92	41	.946	24	7	1	0	0	0	0	0
Totals			1937:47	62	1.92	1089	.946	24	7	1	12	2	0	1	0



Hockey Game Box Score (Final)
Alabama Huntsville vs #8 Notre Dame (Oct 06, 2017 at Notre Dame, Ind.)

Alabama Huntsville (0-1-0) vs. Notre Dame (1-0-0)
Date: Oct 06, 2017 • Location: Notre Dame, Ind. • Arena: Compton Family Arena
Attendance: 3885 • Start time: 7:35 PM • End time: 9:55 PM • Total time: 2:20

Box score table for Alabama Huntsville vs Notre Dame (Oct 06, 2017). Includes columns for Prd, Time, Team, Scored by, Assists, Vis. on ice, Home on ice, Goals by Period, Shots by Period, Power Play Goals-Att (Sh), Penalties-Minutes by Prd, and GoalTenders.

Summary statistics for Alabama Huntsville vs Notre Dame (Oct 06, 2017). Includes TEAM SUMMARY, GOALTENDERS, PENALTY SUMMARY, and Win-Cale Morris (1-0-0), Loss-Jordan Uheliski (0-1-0).

Hockey Game Box Score (Final)
Alabama Huntsville vs #8 Notre Dame (Oct 07, 2017 at Notre Dame, Ind.)

Alabama Huntsville (0-2-0) vs. Notre Dame (2-0-0)
Date: Oct 07, 2017 • Location: Notre Dame, Ind. • Arena: Compton Ice Arena
Attendance: 3412 • Start time: 7:05 PM • End time: 9:17 PM • Total time: 2:12

Box score table for Alabama Huntsville vs Notre Dame (Oct 07, 2017). Includes columns for Prd, Time, Team, Scored by, Assists, Vis. on ice, Home on ice, Goals by Period, Shots by Period, Power Play Goals-Att (Sh), Penalties-Minutes by Prd, and GoalTenders.

Summary statistics for Alabama Huntsville vs Notre Dame (Oct 07, 2017). Includes TEAM SUMMARY, GOALTENDERS, PENALTY SUMMARY, and Win-Dylan St. Cyr (1-0-0), Loss-Mark Sinclair (0-1-0).

Hockey Game Box Score (Final)
#1 Denver vs #4 Notre Dame (Oct 13, 2017 at Notre Dame, Ind.)

Denver (0-0-1) vs. Notre Dame (2-0-1)
Date: Oct 13, 2017 • Location: Notre Dame, Ind. • Arena: Compton Family Arena
Attendance: 4478 • Start time: 7:05 • End time: 9:40 pm • Total time: 2:35

Box score table for #1 Denver vs #4 Notre Dame (Oct 13, 2017). Includes columns for Prd, Time, Team, Scored by, Assists, Vis. on ice, Home on ice, Goals by Period, Shots by Period, Power Play Goals-Att (Sh), Penalties-Minutes by Prd, and GoalTenders.

Summary statistics for #1 Denver vs #4 Notre Dame (Oct 13, 2017). Includes TEAM SUMMARY, GOALTENDERS, PENALTY SUMMARY, and Denver-Tanner Jailett (0-0-1), Notre Dame-Dylan St. Cyr (1-0-1).

Hockey Game Box Score (Final)
#1 Denver vs #4 Notre Dame (Oct 14, 2017 at Notre Dame, Ind.)

Denver (1-0-1) vs. Notre Dame (2-1-1)
Date: Oct 14, 2017 • Location: Notre Dame, Ind. • Arena: Compton Family Arena
Attendance: 4075 • Start time: 6:05 PM • End time: 8:33 PM • Total time: 2:28

Box score table for #1 Denver vs #4 Notre Dame (Oct 14, 2017). Includes columns for Prd, Time, Team, Scored by, Assists, Vis. on ice, Home on ice, Goals by Period, Shots by Period, Power Play Goals-Att (Sh), Penalties-Minutes by Prd, and GoalTenders.

Summary statistics for #1 Denver vs #4 Notre Dame (Oct 14, 2017). Includes TEAM SUMMARY, GOALTENDERS, PENALTY SUMMARY, and Denver-Tanner Jailett (1-0-1), Notre Dame-Cale Morris (1-1-0).

Hockey Game Box Score (Final) Sacred Heart vs #5 Notre Dame (Oct 19, 2017 at Notre Dame, Ind.)

Sacred Heart (2-2-0, 0-0-0 AHA) vs. Notre Dame (2-2-1, 0-0-0 BIG)
Date: Oct 19, 2017 • Location: Notre Dame, Ind. • Arena: Compton Family Arena
Attendance: 3340 • Start time: 7:35 PM • End time: 9:48 PM • Total time: 2:13

Table with columns: Prd, Time, Team, Scored by, Assists, Vis. on ice, Home on ice, Goals by Period, Shots by Period, Power Play Goals-Att (Sh), Penalties-Minutes by Prd

TEAM SUMMARY

Summary table with columns: # Sacred Heart, # Notre Dame, Goals, Shots, Power Play, Penalties, etc.

GOALTENDERS

Goalie performance summary for Sacred Heart and Notre Dame.

PENALTY SUMMARY

Penalty summary table listing players, teams, and times of infractions.

Win-Nathan, Brett (2-1-0). Loss-Dylan St. Cyr (1-1-1).

Hockey Game Box Score (Final) Sacred Heart vs #5 Notre Dame (Oct 20, 2017 at Notre Dame, Ind.)

Sacred Heart (2-3-0, 0-0-0 AHA) vs. Notre Dame (3-2-1, 0-0-0 BIG)
Date: Oct 20, 2017 • Location: Notre Dame, Ind. • Arena: Compton Family Arena
Attendance: 4007 • Start time: 7:35 PM • End time: 9:56 PM • Total time: 2:21

Table with columns: Prd, Time, Team, Scored by, Assists, Vis. on ice, Home on ice, Goals by Period, Shots by Period, Power Play Goals-Att (Sh), Penalties-Minutes by Prd

TEAM SUMMARY

Summary table with columns: # Sacred Heart, # Notre Dame, Goals, Shots, Power Play, Penalties, etc.

GOALTENDERS

Goalie performance summary for Sacred Heart and Notre Dame.

PENALTY SUMMARY

Penalty summary table listing players, teams, and times of infractions.

Win-Cale Morris (2-1-0). Loss-Perry, Nathan (0-2-0).

Referee's signature

Hockey Game Box Score (Final) Omaha vs #8 Notre Dame (Oct 26, 2017 at Notre Dame, Ind.)

Omaha (3-1-1, 0-0-0 NCHC) vs. Notre Dame (3-3-1, 0-0-0 BIG)
Date: Oct 26, 2017 • Location: Notre Dame, Ind. • Arena: Compton Family Arena
Attendance: 3834 • Start time: 7:35 PM • End time: 9:55 PM • Total time: 2:20

Table with columns: Prd, Time, Team, Scored by, Assists, Vis. on ice, Home on ice, Goals by Period, Shots by Period, Power Play Goals-Att (Sh), Penalties-Minutes by Prd

TEAM SUMMARY

Summary table with columns: # Omaha, # Notre Dame, Goals, Shots, Power Play, Penalties, etc.

GOALTENDERS

Goalie performance summary for Omaha and Notre Dame.

PENALTY SUMMARY

Penalty summary table listing players, teams, and times of infractions.

Win-Evan Weninger (3-1-0). Loss-Dylan St. Cyr (1-2-1).

Hockey Game Box Score (Final) Omaha vs #8 Notre Dame (Oct 27, 2017 at Notre Dame, Ind.)

Omaha (3-2-1, 0-0-0 NCHC) vs. Notre Dame (4-3-1, 0-0-0 BIG)
Date: Oct 27, 2017 • Location: Notre Dame, Ind. • Arena: Compton Family Arena
Attendance: 4743 • Start time: 7:35 PM • End time: 10:00 PM • Total time: 2:25

Table with columns: Prd, Time, Team, Scored by, Assists, Vis. on ice, Home on ice, Goals by Period, Shots by Period, Power Play Goals-Att (Sh), Penalties-Minutes by Prd

TEAM SUMMARY

Summary table with columns: # Omaha, # Notre Dame, Goals, Shots, Power Play, Penalties, etc.

GOALTENDERS

Goalie performance summary for Omaha and Notre Dame.

PENALTY SUMMARY

Penalty summary table listing players, teams, and times of infractions.

Win-Cale Morris (3-1-0). Loss-Evan Weninger (3-2-0).

Hockey Game Box Score (Final) #10 Notre Dame vs #16 Ohio State (Nov 03, 2017 at Columbus, Ohio)

Notre Dame (5-3-1, 1-0-0-0) vs. Ohio State (5-2-2, 1-2-0-0) Date: Nov 03, 2017 • Location: Columbus, Ohio • Arena: Value City Arena Attendance: 6749 • Start time: 7:03 pm • End time: 9:15 pm • Total time: 2:08

Table with columns: Prd, Time, Team, Scored by, Assists, Vis. on ice, Home on ice, Goals by Period. Includes game details and period-by-period goalkeeping.

TEAM SUMMARY table with columns: #, Name, G, A, Pim, Sh +/-, BI, and Power Play Goals-Alt (Sh). Lists player statistics for both teams.

GOALTENDERS table with columns: #, Name, Dec, Min, GA, 1, 2, 3, Saves. Lists goalie statistics for both teams.

PENALTY SUMMARY table with columns: Prd, Player, Team, Min/Offense, Time. Lists penalty details for both teams.

Win-Cale Morris (4-1-0). Loss-Sean Romeo (5-2-2). Referee's signature

Hockey Game Box Score (Final) #10 Notre Dame vs #16 Ohio State (Nov 04, 2017 at Columbus, Ohio)

Notre Dame (6-3-1, 2-0-0-0) vs. Ohio State (5-3-2, 1-3-0-0) Date: Nov 04, 2017 • Location: Columbus, Ohio • Arena: Value City Arena Attendance: 5900 • Start time: 7:05 pm • End time: 9:28 pm • Total time: 2:23

Table with columns: Prd, Time, Team, Scored by, Assists, Vis. on ice, Home on ice, Goals by Period. Includes game details and period-by-period goalkeeping.

TEAM SUMMARY table with columns: #, Name, G, A, Pim, Sh +/-, BI, and Power Play Goals-Alt (Sh). Lists player statistics for both teams.

GOALTENDERS table with columns: #, Name, Dec, Min, GA, 1, 2, 3, Saves. Lists goalie statistics for both teams.

PENALTY SUMMARY table with columns: Prd, Player, Team, Min/Offense, Time. Lists penalty details for both teams.

Win-Cale Morris (5-1-0). Loss-Sean Romeo (5-3-2). Referee's signature

Hockey Game Box Score (Final) Penn State vs Notre Dame (Nov 10, 2017 at Notre Dame, Ind.)

Penn State (5-6-0, 2-3-0 B1G) vs. Notre Dame (7-3-1, 3-0-0 B1G) Date: Nov 10, 2017 • Location: Notre Dame, Ind. • Arena: Compton Family Arena Attendance: 4574 • Start time: • End time: 9:55 PM • Total time: 2:20

Table with columns: Prd, Time, Team, Scored by, Assists, Vis. on ice, Home on ice, Goals by Period. Includes game details and period-by-period goalkeeping.

TEAM SUMMARY table with columns: #, Name, 1, 2, 3, Tot +/-, BI, and Power Play Goals-Alt (Sh). Lists player statistics for both teams.

GOALTENDERS table with columns: #, Name, Dec, Min, GA, 1, 2, 3, Saves. Lists goalie statistics for both teams.

PENALTY SUMMARY table with columns: Prd, Player, Team, Min/Offense, Time. Lists penalty details for both teams.

Win-Cale Morris (6-1-0). Loss-Jones, Peyton (5-4-0). Referee's signature

Hockey Game Box Score (Final) #19 Penn State vs #6 Notre Dame (Nov 11, 2017 at Notre Dame, Ind.)

Penn State (5-7-0, 2-4-0 B1G) vs. Notre Dame (8-3-1, 4-0-0 B1G) Date: Nov 11, 2017 • Location: Notre Dame, Ind. • Arena: Compton Family Arena Attendance: 4160 • Start time: 5:40 PM • End time: 7:52 PM • Total time: 2:12

Table with columns: Prd, Time, Team, Scored by, Assists, Vis. on ice, Home on ice, Goals by Period. Includes game details and period-by-period goalkeeping.

TEAM SUMMARY table with columns: #, Name, 1, 2, 3, Tot +/-, BI, and Power Play Goals-Alt (Sh). Lists player statistics for both teams.

GOALTENDERS table with columns: #, Name, Dec, Min, GA, 1, 2, 3, Saves. Lists goalie statistics for both teams.

PENALTY SUMMARY table with columns: Prd, Player, Team, Min/Offense, Time. Lists penalty details for both teams.

Win-Cale Morris (7-1-0). Loss-Jones, Peyton (5-5-0). Referee's signature



Hockey Game Box Score (Final) #4 Notre Dame vs Michigan State (Dec 01, 2017 at East Lansing, Mich.)



Notre Dame (13-3-1, 7-0) vs. Michigan State (7-7-1, 1-5-1-1)
Date: Dec 01, 2017 • Location: East Lansing, Mich. • Arena: Munn Ice Arena
Attendance: 6392 • Start time: 7:05 pm • End time: 9:10 pm • Total time: 2:05

Main box score table for the game on Dec 01, 2017. Includes team summary, goals by period, shots by period, power play, and goalie statistics.

Goaltenders and Penality Summary for the game on Dec 01, 2017.

Win-Cale Morris (12-1). Loss-Lethemon, John (7-5-1). Referee's signature

Hockey Game Box Score (Final) #4 Notre Dame vs Michigan State (Dec 02, 2017 at East Lansing, Mich.)

Notre Dame (14-3-1, 8-0) vs. Michigan State (7-8-1, 1-6-1-1)
Date: Dec 02, 2017 • Location: East Lansing, Mich. • Arena: Munn Ice Arena
Attendance: 5698 • Start time: 7:05 pm • End time: 9:09 pm • Total time: 2:04

Main box score table for the game on Dec 02, 2017. Includes team summary, goals by period, shots by period, power play, and goalie statistics.

Goaltenders and Penality Summary for the game on Dec 02, 2017.

Win-Cale Morris (13-1). Loss-Lethemon, John (7-6-1). Referee's signature

Hockey Game Box Score (Final) #4 Notre Dame vs #12 Wisconsin (Dec 08, 2017 at Madison, Wis.)

Notre Dame (15-3-1, 9-0-0 BIG) vs. Wisconsin (10-8-2, 4-4-1 BIG)
Date: Dec 08, 2017 • Location: Madison, Wis. • Arena: Kohl Center
Attendance: 9216 • Start time: 8:03 pm • End time: 10:37 pm • Total time: 2:24

Main box score table for the game on Dec 08, 2017. Includes team summary, goals by period, shots by period, power play, and goalie statistics.

Goaltenders and Penality Summary for the game on Dec 08, 2017.

Penality Summary for the game on Dec 08, 2017.

Win-Cale Morris (14-1-0). Loss-Jack Berry (3-2-0). ND loses challenge TO with 8:06 left in 1st. Timeout UW with 1:31 left in 3rd period. Referee's signature

Hockey Game Box Score (Final) #4 Notre Dame vs #12 Wisconsin (Dec 09, 2017 at Madison, Wis.)

Notre Dame (16-3-1, 10-0-0-OBIG) vs. Wisconsin (10-9-2, 4-5-1-1 BIG)
Date: Dec 09, 2017 • Location: Madison, Wis. • Arena: Kohl Center
Attendance: 11934 • Start time: 7:07 pm • End time: 9:30 pm • Total time: 2:23

Main box score table for the game on Dec 09, 2017. Includes team summary, goals by period, shots by period, power play, and goalie statistics.

Goaltenders and Penality Summary for the game on Dec 09, 2017.

Penality Summary for the game on Dec 09, 2017.

Win-Cale Morris (15-1-0). Loss-Kyle Hayton (7-7-2). Referee's signature



Hockey Game Box Score (Final) #2 Notre Dame vs MICHIGAN (Jan 05, 2018 at Ann Arbor, Mich.)

Notre Dame (17-3-1, 11-0-0-0 B1G) vs. MICHIGAN (8-9-2, 3-6-2-1 B1G)
Date: Jan 05, 2018 • Location: Ann Arbor, Mich. • Arena: Yost Ice Arena
Attendance: 5800 • Start time: 6:33 pm • End time: 8:51 pm • Total time: 2:18

Table with columns: Prd, Time, Team, Scored by, Assists, Vis. on ice, Home on ice, Goals by Period, Shots by Period, Team Summary, Power Play Goals-Att (Sh), Penalties-Minutes by Prd, Officials.

GOALTENDERS table with columns: #, Name, Dec, Min, GA, 1, 2, 3, Saves.

PENALTY SUMMARY table with columns: Prd, Player, Team, Min/Offense, Time, Prd, Player, Team, Min/Offense, Time.

Win-Cale Morris (16-1-0). Loss-Hayden Lavigne (4-5-2). Referee's signature

Hockey Game Box Score (Final) Michigan vs #1 Notre Dame (Jan 07, 2018 at Notre Dame, Ind.)

Michigan (8-10-2, 3-6-2-1 B1G) vs. Notre Dame (18-3-1, 12-0-0-0 B1G)
Date: Jan 07, 2018 • Location: Notre Dame, Ind. • Arena: Compton Ice Arena
Attendance: 4896 • Start time: 3:10 PM • End time: 5:29 PM • Total time: 2:19

Table with columns: Prd, Time, Team, Scored by, Assists, Vis. on ice, Home on ice, Goals by Period, Shots by Period, Team Summary, Power Play Goals-Att (Sh), Penalties-Minutes by Prd, Officials.

GOALTENDERS table with columns: #, Name, Dec, Min, GA, 1, 2, 3, Saves.

PENALTY SUMMARY table with columns: Prd, Player, Team, Min/Offense, Time, Prd, Player, Team, Min/Offense, Time.

Win-Cale Morris (17-1-0). Loss-Hayden Lavigne (4-6-2). Referee's signature

Hockey Game Box Score (Final) #18 Wisconsin vs #1 Notre Dame (Jan 19, 2018 at Notre Dame, Ind.)

Wisconsin (11-12-3, 5-8-2-0 B1G) vs. Notre Dame (19-3-1, 13-0-0-0 B1G)
Date: Jan 19, 2018 • Location: Notre Dame, Ind. • Arena: Compton Family Arena
Attendance: 5630 • Start time: 7:35 PM • End time: 10:05 PM • Total time: 2:30

Table with columns: Prd, Time, Team, Scored by, Assists, Vis. on ice, Home on ice, Goals by Period, Shots by Period, Team Summary, Power Play Goals-Att (Sh), Penalties-Minutes by Prd, Officials.

GOALTENDERS table with columns: #, Name, Dec, Min, GA, 1, 2, 3, Saves.

PENALTY SUMMARY table with columns: Prd, Player, Team, Min/Offense, Time, Prd, Player, Team, Min/Offense, Time.

Win-Cale Morris (18-1-0). Loss-Kyle Hayton (8-9-3). Referee's signature

Hockey Game Box Score (Final) #18 Wisconsin vs #1 Notre Dame (Jan 21, 2018 at Chicago)

Wisconsin (12-12-3, 6-8-2-0 B1G) vs. Notre Dame (19-4-1, 13-1-0-0 B1G)
Date: Jan 21, 2018 • Location: Chicago • Arena: United Center
Attendance: 9313 • Start time: 2:10 PM • End time: 4:35 PM • Total time: 2:25

Table with columns: Prd, Time, Team, Scored by, Assists, Vis. on ice, Home on ice, Goals by Period, Shots by Period, Team Summary, Power Play Goals-Att (Sh), Penalties-Minutes by Prd, Officials.

GOALTENDERS table with columns: #, Name, Dec, Min, GA, 1, 2, 3, Saves.

PENALTY SUMMARY table with columns: Prd, Player, Team, Min/Offense, Time, Prd, Player, Team, Min/Offense, Time.

Win-Jack Berry (4-3-0). Loss-Cale Morris (18-2-0). Referee's signature

Hockey Game Box Score (Final) #6 Ohio State vs #1 Notre Dame (Feb 09, 2018 at Notre Dame, Ind.)

Ohio State (18-7-4, 11-7-1-0 B1G) vs. Notre Dame (22-5-2, 16-2-1-1 B1G) Date: Feb 09, 2018 • Location: Notre Dame, Ind. • Arena: Compton Family Arena Attendance: 5291 • Start time: 7:40 PM • End time: 10:09 PM • Total time: 2:29

Table with columns: Prd, Time, Team, Scored by, Assists, Vis. on ice, Home on ice, Goals by Period, Shots by Period, Power Play Goals-Att (Sh), Penalties-Minutes by Prd. Includes player names like Andrew Oglevie, Kevin Miller, and Evan Mowbray.

GOALTENDERS table with columns: #, Ohio State, Dec, Min, GA, 1, 2, 3, Saves, #, Notre Dame, Dec, Min, GA, 1, 2, 3, Saves. Lists Sean Romeo and Cale Morris.

PENALTY SUMMARY table with columns: Prd, Player, Team, Min/Offense, Time, Prd, Player, Team, Min/Offense, Time. Lists penalties for players like Mason Jobst and Andrew Peeke.

Win-Cale Morris (21-3-1). Loss-Sean Romeo (15-7-4). Referee's signature

Hockey Game Box Score (Final) #18 Michigan vs #1 Notre Dame (Feb 16, 2018 at Notre Dame, Ind.)

Michigan (15-13-3, 10-10-3-2) vs. Notre Dame (22-7-2, 16-4-1-1) Date: Feb 16, 2018 • Location: Notre Dame, Ind. • Arena: Compton Family Arena Attendance: 5593 • Start time: 7:35 pm • End time: 10:00 pm • Total time: 2:25 pm

Table with columns: Prd, Time, Team, Scored by, Assists, Vis. on ice, Home on ice, Goals by Period, Shots by Period, Power Play Goals-Att (Sh), Penalties-Minutes by Prd. Includes player names like Adam Winborg, Quinn Hughes, and Sam Piazza.

GOALTENDERS table with columns: #, Michigan, Dec, Min, GA, 1, 2, 3, Saves, #, Notre Dame, Dec, Min, GA, 1, 2, 3, Saves. Lists Hayden Lavigne and Cale Morris.

PENALTY SUMMARY table with columns: Prd, Player, Team, Min/Offense, Time, Prd, Player, Team, Min/Offense, Time. Lists penalties for players like Hayden Lavigne and Luke Martin.

Win-Hayden Lavigne (11-9-3). Loss-Cale Morris (21-5-1). Michigan Timeout at 7:40 2nd period. Notre Dame Timeout at 19:11 3rd period. Referee's signature

Hockey Game Box Score (Final) #2 Notre Dame vs #17 Penn State (Feb 03, 2018 at University Park, Pa.)

Notre Dame (21-5-2, 15-2-1-1 B1G) vs. Penn State (13-12-5, 6-9-5-2 B1G) Date: Feb 03, 2018 • Location: University Park, Pa. • Arena: Pegula Ice Arena Attendance: 6221 • Start time: 4:07 PM • End time: 6:40 PM • Total time: 2:33

Table with columns: Prd, Time, Team, Scored by, Assists, Vis. on ice, Home on ice, Goals by Period, Shots by Period, Power Play Goals-Att (Sh), Penalties-Minutes by Prd. Includes player names like Andrew Oglevie, Dylan Malmquist, and Justin Wade.

GOALTENDERS table with columns: #, Notre Dame, Dec, Min, GA, 1, 2, 3, OT, Saves, #, Penn State, Dec, Min, GA, 1, 2, 3, OT, Saves. Lists Cale Morris and Jones, Peyton.

PENALTY SUMMARY table with columns: Prd, Player, Team, Min/Offense, Time, Prd, Player, Team, Min/Offense, Time. Lists penalties for players like Andrew Peeke and Justin Wade.

Notre Dame-Cale Morris (20-3-1). Penn State-Jones, Peyton (12-10-4). Timeout Notre Dame 15:22 in the third. Referee's signature

Hockey Game Box Score (Final) #1 Notre Dame vs #18 MICHIGAN (Feb 18, 2018 at Ann Arbor, Mich.)

Notre Dame (22-8-2, 16-5-1-1) vs. MICHIGAN (16-13-3, 11-10-3-2) Date: Feb 18, 2018 • Location: Ann Arbor, Mich. • Arena: Yost Ice Arena Attendance: 5800 • Start time: 5:33 PM • End time: 7:54 PM • Total time: 2:21

Table with columns: Prd, Time, Team, Scored by, Assists, Vis. on ice, Home on ice, Goals by Period, Shots by Period, Power Play Goals-Att (Sh), Penalties-Minutes by Prd. Includes player names like Tony Calderone, Cooper Marody, and Luke Martin.

GOALTENDERS table with columns: #, Notre Dame, Dec, Min, GA, 1, 2, 3, Saves, #, MICHIGAN, Dec, Min, GA, 1, 2, 3, Saves. Lists Cale Morris and Hayden Lavigne.

PENALTY SUMMARY table with columns: Prd, Player, Team, Min/Offense, Time, Prd, Player, Team, Min/Offense, Time. Lists penalties for players like Michael Pastujov and Cooper Marody.

Win-Hayden Lavigne (12-9-3). Loss-Cale Morris (21-6-1). Referee's signature

MICHIGAN TECH

Series: MTU leads 31-21-2 (54 games)
 At Notre Dame: MTU leads 12-10-0
 At Michigan Tech: MTU leads 15-9-2
 At Neutral Sites: MTU leads 4-2-0
 Overtime Wins: MTU 3, ND 2
 One-Goal Wins: MTU 9, ND 6
 Last Meeting: Jan. 7, 2017 (MTU 4-2)
 Current Streak: MTU 1 win

ALL-TIME SERIES RECORD

Year	Host	Site	Arena	Win	Loss	Tie	Result
1970-71	Michigan Tech	Houghton, Mich.	Dee Stadium		L		2-5
	Michigan Tech	Houghton, Mich.	Dee Stadium		L (OT)		4-5
1971-72	Notre Dame	Notre Dame, Ind.	Joyce Center		L		3-9
	Notre Dame	Notre Dame, Ind.	Joyce Center	W (OT)			6-5
		Detroit, Mich.	Detroit Olympia		L		3-6
1972-73	Michigan Tech	Houghton, Mich.	MacInnes Student Ice Arena		L		5-8
	Michigan Tech	Houghton, Mich.	MacInnes Student Ice Arena	W			6-1
1973-74	Michigan Tech	Houghton, Mich.	MacInnes Student Ice Arena	W			8-4
	Michigan Tech	Houghton, Mich.	MacInnes Student Ice Arena			T (OT)	2-2
	Notre Dame	Notre Dame, Ind.	Joyce Center	W			7-1
	Notre Dame	Notre Dame, Ind.	Joyce Center		L		5-7
	Michigan Tech	Houghton, Mich.	MacInnes Student Ice Arena		L		2-4
	Michigan Tech	Houghton, Mich.	MacInnes Student Ice Arena			T	2-2
1974-75	Notre Dame	Notre Dame, Ind.	Joyce Center		L		3-5
	Notre Dame	Notre Dame, Ind.	Joyce Center		L		2-8
	Michigan Tech	Houghton, Mich.	MacInnes Student Ice Arena		L		3-7
	Michigan Tech	Houghton, Mich.	MacInnes Student Ice Arena		L		1-10
	Michigan Tech	Houghton, Mich.	MacInnes Student Ice Arena		L		0-2
	Michigan Tech	Houghton, Mich.	MacInnes Student Ice Arena		L		3-6
1975-76	Michigan Tech	Houghton, Mich.	MacInnes Student Ice Arena		L		3-5
	Michigan Tech	Houghton, Mich.	MacInnes Student Ice Arena		L		5-6
	Notre Dame	Notre Dame, Ind.	Joyce Center		L		6-7
	Notre Dame	Notre Dame, Ind.	Joyce Center	W			9-5
1976-77	Notre Dame	Notre Dame, Ind.	Joyce Center	W			6-2
	Notre Dame	Notre Dame, Ind.	Joyce Center	W			6-2
	Michigan Tech	Houghton, Mich.	MacInnes Student Ice Arena	W			6-4
	Michigan Tech	Houghton, Mich.	MacInnes Student Ice Arena		L		2-3
1977-78	Michigan Tech	Houghton, Mich.	MacInnes Student Ice Arena	W			4-2
	Michigan Tech	Houghton, Mich.	MacInnes Student Ice Arena		L		1-7
	Notre Dame	Notre Dame, Ind.	Joyce Center		L (OT)		2-3
	Notre Dame	Notre Dame, Ind.	Joyce Center	W			5-3
1978-79	Michigan Tech	Houghton, Mich.	MacInnes Student Ice Arena	W (OT)			6-5
	Michigan Tech	Houghton, Mich.	MacInnes Student Ice Arena		L		5-6
	Notre Dame	Notre Dame, Ind.	Joyce Center		L		3-5
	Notre Dame	Notre Dame, Ind.	Joyce Center	W			5-4
1979-80	Michigan Tech	Houghton, Mich.	MacInnes Student Ice Arena	W			8-5
	Michigan Tech	Houghton, Mich.	MacInnes Student Ice Arena	W			7-5
1980-81	Notre Dame	Notre Dame, Ind.	Joyce Center		L (OT)		2-3
	Notre Dame	Notre Dame, Ind.	Joyce Center		L		4-5
	Michigan Tech	Houghton, Mich.	MacInnes Student Ice Arena	W			5-3
	Michigan Tech	Houghton, Mich.	MacInnes Student Ice Arena		L		2-12
1981-82		Detroit, Mich.	Joe Louis Arena	W			4-3
	Michigan Tech	Houghton, Mich.	MacInnes Student Ice Arena		L		1-7
	Michigan Tech	Houghton, Mich.	MacInnes Student Ice Arena	W			5-3
1982-83	Notre Dame	Notre Dame, Ind.	Joyce Center		L		4-5
	Notre Dame	Notre Dame, Ind.	Joyce Center		L		4-6
		Detroit, Mich.	Joe Louis Arena		L		6-9
1983-84		Fairbanks, Alaska	Carlson Center	W			5-4
		Detroit, Mich.	Joe Louis Arena		L		6-8
2004-05		Green Bay, Wis.	Resch Center		L		2-6
2013-14	Notre Dame	Notre Dame, Ind.	Compton Family Ice Arena	W			3-2
	Notre Dame	Notre Dame, Ind.	Compton Family Ice Arena	W			7-3
2016-17	Notre Dame	Notre Dame, Ind.	Compton Family Ice Arena	W			3-1
	Notre Dame	Notre Dame, Ind.	Compton Family Ice Arena		L		2-4

SERIES SCORING

	Total	Avg.
Notre Dame	223	3.84
Michigan Tech	258	4.78

SERIES RECORDS

ND Most Goals (Game): 9, in 1976 (ND 9-5)
 Michigan Tech Most Goals (Game): 12, in 1981 (MTU 12-2)
 High-Scoring Game: 15, in 1982 (MTU 9-6)
 Low-Scoring Game: 2, in 1975 (MTU 2-0)
 Longest ND Win Streak: 4 games (1976-77)
 Longest Michigan Tech Win Streak: 9 games (1974-76)
 Shutouts By: MTU 1

PROVIDENCE COLLEGE

Series: ND leads 8-5-2 (15 games)
 At Notre Dame: ND leads 5-2-1
 At Providence: ND leads 3-2-1
 At Neutral Sites: PC leads 1-0-0
 Overtime Wins: None
 One-Goal Wins: PC 4
 Last Meeting: March 11, 2017 (ND 5-2)
 Current Streak: ND 2 wins

ALL-TIME SERIES RECORD

Year	Host	Site	Arena	Win	Loss	Tie	Result
1999-00		Denver, Colo.	Magness Arena		L		1-2
2006-07	Providence	Providence, R.I.	Schneider Arena	W			6-1
2008-09	Providence	Providence, R.I.	Schneider Arena	W			4-1
2009-10	Notre Dame	Notre Dame, Ind.	Joyce Center		L		2-3
	Notre Dame	Notre Dame, Ind.	Joyce Center	W			2-0
2013-14	Providence	Providence, R.I.	Schneider Arena			T (OT)	2-2
	Providence	Providence, R.I.	Schneider Arena	W			3-0
2014-15	Notre Dame	Notre Dame, Ind.	Compton Family Ice Arena	W			2-0
	Notre Dame	Notre Dame, Ind.	Compton Family Ice Arena		L		2-3
2015-16	Providence	Providence, R.I.	Schneider Arena		L (OT)		2-3
	Providence	Providence, R.I.	Schneider Arena		L		3-1
2016-17	Notre Dame	Notre Dame, Ind.	Compton Family Ice Arena	W			4-1
	Notre Dame	Notre Dame, Ind.	Compton Family Ice Arena			T (OT)	3-3
	Notre Dame	Notre Dame, Ind.	Compton Family Ice Arena	W			5-0
	Notre Dame	Notre Dame, Ind.	Compton Family Ice Arena	W			5-2

SERIES SCORING

	Total	Avg.
Notre Dame	46	3.07
Providence College	23	1.53

SERIES RECORD

ND Most Goals (Game): 6, in 2006-07 (6-1)
 PC Most Goals (Game): 3, in 2009-10, 14-15, 15-16 & 16-17 (3-2, 3-3)
 High-Scoring Game: 7, in 2006-07 & 2016-17 (ND 6-1, ND)
 Low-Scoring Game: 2, in 2009-10 and 2014-15 (ND 2-0)

CLARKSON

Series: Clarkson leads 2-1-0 (3 games)
 At Notre Dame: Clarkson leads 1-0-0
 At Clarkson: N/A
 At Neutral Sites: Series tied 1-1-0
 Overtime Wins: N/A
 One-Goal Wins: N/A
 Last Meeting: Nov. 26, 2016 (Clarkson 2-0)
 Current Streak: Clarkson 2 wins

ALL-TIME SERIES RECORD

Year	Host	Site	Arena	Win	Loss	Tie	Result
1980-81		Syracuse, N.Y.	Onondaga County War Memorial	W			4-1
		Rochester, N.Y.	Rochester War Memorial		L		2-5
2016-17	Notre Dame	Notre Dame, Ind.	Compton Family Ice Arena		L		0-2

SERIES SCORING

	Total	Avg.
Notre Dame	6	2
Canisius	8	2.67

SERIES RECORDS

ND Most Goals (Game): 4, in 1980 (ND 4-1)
 Clarkson Most Goals (Game): 5, in 1980 (Clarkson 5-2)
 High-Scoring Game: 7, in 1980 (Clarkson 5-2)
 Low-Scoring Game: 2, in 2016 (Clarkson 2-0)
 Longest ND Win Streak: 1 game (1980)
 Longest Clarkson Win Streak: 2 games (1980-present)
 Shutouts By: Clarkson 1

2004 NCAA TOURNAMENT

MIDWEST REGIONAL

March 27, 2004 – Grand Rapids, Mich.

	1	2	3	F
#13 Notre Dame (20-15-4)	2	0	0	2
#3 Minnesota (27-13-3)	0	3	2	5

The Notre Dame hockey team made its first-ever NCAA Championship appearance at Van Andel Championship Arena in Grand Rapids, Mich. The opponent was the two-time defending national champion and third-ranked Minnesota Golden Gophers.

The Irish jumped out to a 2-0 first-period lead on goals by Cory McLean and Aaron Gill only to see the Gophers score five unanswered goals on the way to a 5-2 win over Notre Dame.

Sophomore All-American Thomas Vanek led Minnesota's comeback with two goals and an assist. Matt Koalska, Danny Irmen (ppg) and Troy Riddle also scored for the Gophers.

The Irish got on the scoreboard just 54 seconds into the contest as McLean teamed with Gill on a two on one to beat Minnesota goaltender Kellen Briggs for McLeasn's 10th goal of the year.

Notre Dame took advantage of a Minnesota penalty late in the first period and made it 2-0 at 19:18 on the power play. Rob Globke and Mike Walsh set up Gill's team-high ninth power-play goal of the year on a redirection past Briggs for Gill's 17th of the year.

Koalska cut the lead in half to open the middle stanza with a goal just 26 seconds into the period.

The powerful Gopher offense would even the score at 9:13 when Irmen steered a bouncing puck past Morgan Cey for a power-play tally to make it 2-2.

Vanek put the Gophers ahead to stay 3-2 at 16:24 when he poked a loose puck past Cey for his first goal of the game.

The talented Vanek sealed the win at 11:52 of the final period when he beat Cey on a wrap-around goal to make it 4-2.

Riddle closed out the scoring for Minnesota with an empty-net goal at 19:24 to end Notre Dame's season.

Cey equaled a season high with 40 saves. Briggs made 20 saves in the Minnesota goal.

SCORING

1st: ND: Cory McLean 10 (Aaron Gill, Mike Walsh), 00:54; ND: A. Gill 17 (M. Walsh, Rob Globke), PPG, 19:18. 2nd: UM: Matt Koalska 13 (Thomas Vanek, Chris Harrington), 00:26; UM: Danny Irmen 14 (Harrington, Gino Guyer), PPG, 9:18; UM: Vanek 25 (unassisted), 16:24. 3rd: UM: Vanek 26 (Koalska, Keith Ballard), 11:52; UM: Troy Riddle 24 (unassisted), ENG, 19:24.

GOALTENDER SAVES

Goalie	Time	1	2	3	F
ND Morgan Cey	59:01	13	18	9	40
UM Kellen Briggs	60:00	6	7	7	20

POWER PLAYS

ND: 1 for 5; UM: 1 for 5

PENALTIES

ND: 8 for 16 min.; UM: 8 for 16 min.

ATTENDANCE

5,325

2007 NCAA TOURNAMENT

MIDWEST REGIONAL

March 23, 2007 – Grand Rapids, Mich.

	1	2	3	OT	2OT	F
Alabama - Huntsville (13-20-3)	0	2	0	0	0	2
#3 Notre Dame (32-6-3)	2	0	0	0	1	3

For over 94 minutes, Notre Dame and Alabama-Huntsville battled tooth and nail, looking for that one scoring chance to end the contest.

This time the luck of the Irish was in full force as freshman Ryan Thang drilled a shot from the left wing circle that beat Charger goaltender Marc Narduzzi to give Notre Dame the 3-2 win in the longest game in Irish hockey history.

The win also was the first NCAA Tournament victory in Irish hockey history and advanced Notre Dame to the Midwest Regional finals to face Michigan State.

Notre Dame got off to a fast start, scoring a pair of goals in the first five minutes of the game as senior left wing Josh Sciba scored just 3:18 into the game.

Thang followed with his first goal of the night at 4:26 when he took a feed from Erik Condra and ripped a low shot that beat Blake MacNicol, giving the Irish a 2-0 lead. The goal sent MacNicol to the UAH bench in favor of Marc Narduzzi.

Alabama got back in the game at 10:20 of the second period as Dominick Rozman's shot deflected off an Irish defenseman past David Brown to cut the Notre Dame lead to 2-1.

The Chargers would get the equalizer at 16:06 when Cale Tanaka fired a shot from the slot that beat Brown to the upper corner.

From there the goaltenders took over. Brown would finish with 28 saves in the game while Narduzzi made 49 saves, giving up just one goal.

The Irish got the game winner via the power play. Defensemen Brett Blatchford and Kyle Lawson played catch at the point until Lawson slid a pass to the left wing boards where Thang took the puck and whipped a shot over Narduzzi's blocker for the game winner.

Thang's goal was his 20th of the season and set off a wild celebration on the ice as the Irish had their first NCAA Championship win and lived to play another day.

SCORING

1st: ND: Josh Sciba 8 (unassisted), 3:18; ND: Ryan Thang 19 (Erik Condra), 4:26. 2nd: UAH: Dominick Rozman 6 (Josh Murray), 10:20; UAH: Cale Tanaka 2 (Tom Train), 16:06. 3rd: No Scoring. 1st OT: No Scoring. 2nd OT: ND: Thang 20 (Kyle Lawson, Brett Blatchford), PPG, 15:18.

GOALTENDER SAVES:

Goalie	Time	1	2	3	OT	2OT	F
UAH Black MacNicol	4:26	1	-	-	-	-	1
Marc Narduzzi	90:16	9	13	11	8	8	49
ND David Brown	94:42	7	3	3	12	3	28

POWER PLAYS

UAH: 0 for 2; ND: 1 for 6

PENALTIES

UAH: 6 for 12 min.; ND: 2 for 4 min.

ATTENDANCE

5,201

MIDWEST REGIONAL FINAL

March 24, 2007 – Grand Rapids, Mich.

	1	2	3	F
#10 Michigan State (24-13-3)	0	1	1	2
#1 Notre Dame (32-7-3)	0	0	1	1

The Notre Dame 2006-07 hockey season will go down as the one of the best in the program's history as the Irish set record after record on the way to a 32-7-3 final tally. The ride came to an end though as CCHA foe Michigan State handed the Irish a 2-1 loss in the NCAA Midwest Regional championship game.

Chris Mueller and Tim Kennedy scored power-play goals for the Spartans while junior Evan Rankin scored Notre Dame's lone goal in the loss.

The regional championship got off to a slow start as the two teams tried to get a read on each other. The game would remain scoreless after one period of play.

Michigan State finally broke through at 6:04 of the second period as Mueller stuffed a rebound on the power play past David Brown for a 1-0 lead.

The lead would go to 2-0 on another power-play chance at 5:59 of the third period.

Working the puck behind the net, Kennedy walked in front and tucked the puck between Brown's pads for his 17th goal of the year.

Notre Dame finally broke through on Michigan State goaltender Jeff Lerg at 14:52. Defenseman Brett Blatchford fired a shot on goal that went off of Rankin and past Lerg, cutting the lead to 2-1. For Rankin, the goal was his fourth of the season.

The Irish would get several chances in the waning moments as Brown was pulled for the final 1:15 of the game in favor of a sixth attacker, but Notre Dame could not score.

Defenseman Wes O'Neill and forward Ryan Thang were selected to the all-regional team from Notre Dame. They were joined by Michigan State forwards Tim Kennedy and Chris Mueller, defenseman Tyler Howells and goaltender Jeff Lerg. Lerg was their regional most valuable player.

SCORING

1st: No Scoring. 2nd: MSU: Chris Mueller 14 (Chris Snavelly, Ethan Graham), PPG, 6:04. 3rd: MSU: Tim Kennedy 17 (Tim Crowder, Justin Abdelkader), PPG, 5:59; ND: Evan Rankin 4 (Brett Blatchford, Jason Paige), 14:52.

GOALTENDER SAVES

Goalie	Time	1	2	3	F
MSU Jeff Lerg	60:00	8	3	8	19
ND David Brown	58:45	7	8	8	23

POWER PLAYS

MSU: 2 for 7; ND: 0 for 5

PENALTIES

MSU: 8 for 16 min.; ND: 10 for 20 min.

ATTENDANCE

4,839

2008 NCAA TOURNAMENT

WEST REGIONAL

March 28, 2008 – Colorado Springs, Colo.

	1	2	3	F
#12 Notre Dame	2	2	3	7
#4 New Hampshire	0	2	1	3

For most of the second half of the 2007-08 season, the Notre Dame Fighting Irish struggled to score goals. The struggles came to an end at the World Arena in the first semifinal of the NCAA West Regional.

Notre Dame got seven goals from six different players as the Irish advanced to the West Regional final with a 7-3 win over top-seeded New Hampshire.

Junior Christian Hanson scored two goals while Ian Cole (ppg), Kyle Lawson (ppg), Dan Kissel, Ryan Thang and Kevin Deeth had single goals in the win.

New Hampshire got two goals from Jerry Pollastrone and one from Phil DeSimone while James vanRiemsdyck added three assists in the game.

The win improved Notre Dame to 25-15-4 on the year while fourth-ranked New Hampshire ended its season with a 25-10-3 mark.

Pollastrone gave the Wildcats a 1-0 lead at 1:04 of the first as he fired a rebound shot past Jordan Pearce.

The Irish answered back 58 seconds later on the power play when Cole drilled a wrist shot through Kevin Regan's pads to tie the game at the 2:02 mark.

UNH made it 2-1 at 5:41 when Pollastrone got his second of the period and the game, beating Pearce on a rebound to make it 2-1.

Notre Dame would tie the score at 2-2 with a power-play goal at 17:25. Thang set up Lawson at the right point and the sophomore defenseman drilled a wrist past Regan for his fifth of the year.

The Irish took the lead for good at 2:39 of the second period as Hanson scored his 11th goal of the year off a Stewart Carlin rebound to make it 3-2.

The lead would go to 4-2 on a tremendous individual short-handed effort by Kissel as he stickhandled through three UNH defenders and fired a shot inside the left post at 9:53 for his ninth goal of the season.

New Hampshire came right back and cut the lead to 4-3 when DeSimone scored at 13:09.

Notre Dame restored the two-goal lead just 23 seconds into the third as Thang drilled one of his patented wrist shots past Regan for his 17th goal of the year and a 5-3 lead.

With less than four minutes left in the game and the teams skating four on four, UNH pulled its goaltender, with Deeth scoring on a rebound to make it 6-3 with 3:06.

Regan would again be pulled with under three minutes left in the game and Hanson closed the scoring at 17:54 with his second of the night for the final of 7-3.

New Hampshire outshot Notre Dame 35-34. Pearce finished the night with 32 saves while Regan had 27.

SCORING

1st: UNH: Jerry Pollastrone 14 (James vanRiemsdyck), 1:04; ND: Ian Cole 8 (Ben Ryan, Mark Van Guilder), PPG, 2:23; UNH: Pollastrone 15 (Brad Flaishans, vanRiemsdyck), 5:41; ND: Kyle Lawson 5 (Van Guilder, Ryan Thang), PPG, 17:25. 2nd: ND: Christian Hanson 11 (Stewart Carlin, Brock Sheahan), 2:39; ND: Dan Kissel 9 (unassisted), 9:53; UNH: Phil DeSimone 3 (Flaishans, vanRiemsdyck), 13:09. 3rd: ND: Thang 17 (Van Guilder), 00:23; ND: Kevin Deeth 9 (Thang), ENG, 16:54; ND: Hanson 12 (Garrett Regan, Brett Blatchford), 17:54.

GOALTENDER SAVES

Goalie	Time	1	2	3	F
ND Jordan Pearce	60:00	13	13	7	32
UNH Kevin Regan	58:45	4	15	8	27

POWER PLAYS

ND: 2-8; UNH: 0-4

PENALTIES

ND: 5 for 10 min.; UNH: 8 for 27 min.

ATTENDANCE

6,634

WEST SEMIFINAL

March 29, 2008 – Colorado Springs, Colo.

	1	2	3	F
#12 Notre Dame	0	1	2	3
#9 Michigan State	0	1	0	1

The Notre Dame hockey team earned its first-ever trip to the Frozen Four with a 3-1 win over Michigan State in the championship game of the NCAA West Regional at the Colorado Springs World Arena.

The Fighting Irish became the first team seeded fourth in a regional to advance to the NCAA Frozen Four and avenged their 2-1 loss to the Spartans in the '06-'07 Midwest Regional final.

Christian Hanson, Mark Van Guilder and Teddy Ruth scored for Notre Dame in the victory with Van Guilder getting the game winner with 5:54 remaining in the third period.

Michigan State dominated play early in the game but could not get the puck past goaltender Jordan Pearce who stopped all 10 first-period shots.

Hanson broke through on the scoreboard for the Irish at 2:43 of the second stanza when he stuffed a rebound past Spartan goaltender Jeff Lerg. That gave Hanson three goals and an assist in the two games and earned him a spot on the all-regional team.

Michigan State's Justin Abdelkader banged a laser off the crossbar three minutes later, then tied the game with 10:55 to play in the period when he put a one-timer from the left circle behind Pearce to make it 1-1.

The game would remain that way until Van Guilder snapped the tie with just under six minutes left in the game. He took a pass from Ben Ryan and beat Lerg inside the near post with wrist shot from the slot.

The Irish added an insurance goal just 1:14 later when Ruth put a slap shot past Lerg high on the glove side with assists to Justin White and Hanson.

The Notre Dame defense played a huge role in both victories. The Irish blocked 12 shots in the victory over Michigan State University and killed all four Spartan power plays and all nine in the two regional games.

Pearce allowed just one goal on 21 Michigan State shots and had 32 saves in the victory over New Hampshire, posting back-to-back victories over Hobey Baker semifinalists Lerg and Kevin Regan.

Van Guilder, Hanson and defenseman Brock Sheahan were selected to the NCAA West Regional all-tournament team with Van Guilder being named most outstanding player.

SCORING

1st: No Scoring. 2nd: ND: Christian Hanson 13 (Garrett Regan), 2:43; MSU: Justin Abdelkader 19 (Tim Kennedy, Tim Crowder), 9:05. 3rd: ND: Mark Van Guilder 12 (Ben Ryan), 14:06; ND: Teddy Ruth 2 (Justin White, Hanson), 15:20.

GOALTENDER SAVES

Goalie	Time	1	2	3	F
ND Jordan Pearce	60:00	10	4	6	20
MSU Jeff Lerg	59:13	7	7	9	23

POWER PLAY

ND: 0-4; MSU: 0-3

PENALTIES

ND: 4 for 8 min.; MSU: 5 for 10 min.

ATTENDANCE

5,836

NATIONAL SEMIFINAL

April 10, 2008 – Denver, Colo.

	1	2	3	OT	F
#5 Notre Dame	3	0	1	1	5
#1 Michigan	0	2	2	0	4

Freshman left wing Calle Ridderwall scored his second goal of the game at 5:44 of overtime, lifting fifth-ranked Notre Dame to a 5-4 victory over top-seeded Michigan in the NCAA Frozen Four semifinals at a sold-out (18,544) Pepsi Center in Denver. The win moved the Irish into their first national championship game versus Boston College.

Ridderwall came into the game with three goals in his rookie season, but he saved some of his best play of the year for college hockey's biggest stage as he also scored the opening goal in the first period. He was joined on the Irish side of the scoresheet by Mark Van Guilder, Ryan Thang and Kevin Deeth. Chad Kolarik scored twice for Michigan with Matt Rust and Carl Hagelin getting single goals in the loss.

Ridderwall opened the scoring just five minutes into the game when he rifled a shot over Michigan goaltender Billy Sauer's right shoulder for his fourth goal of the year.

Just 42 seconds later, the Irish had a 2-0 lead when Thang dropped a pass for Van Guilder who ripped a shot from the left circle under Sauer's left arm for his 13th of the season at 5:42.

Thang took his turn at 19:25 of the first period when he scored a brilliant short-handed goal, beating the Wolverine defense at the blueline, then flipping a backhand over Sauer's blocker for his 18th goal of the year and a 3-0 Irish lead.

Sauer was replaced by Bryan Hogan in the Michigan goal to start the second period and he held the Irish at bay until the Wolverines could get back in the game.

They would score twice in a 15-second span midway through the middle period to get back in the game. Kolarik scored his first of the night at 8:48 with a wrist shot over the left shoulder of Notre Dame goaltender Jordan Pearce.

Seconds later, Rust redirected an Aaron Palushaj pass from the left corner behind Pearce at 9:03 to make it a 3-2 game after two periods.

The Wolverines would get the equalizer on the power play at 2:16 of the third period as Kolarik scored his second of the game off his own rebound for his 30th goal of the year.

The Irish grabbed the lead back with 8:30 remaining in the game as Dan Kissel and Deeth combined on a two-on-one play. Kissel put a pass on Deeth's stick and the sophomore center cut in front of the goal, chipping a shot over Hogan for his 10th goal of the season to give Notre Dame the 4-3 lead.

Michigan answered back, tying the game at 4-4 at 14:39 when Hagelin won the race to a loose puck in the Irish zone and fired a shot from the goal line that somehow found its way between Pearce's pad and the near post to send the game into overtime.

That set up Ridderwall's overtime heroics. White dropped a pass to the right point to defenseman Dan VeNard. The senior blueliner drilled a low shot on goal that Hogan stopped with the rebound sliding to the slot. Ridderwall was there and put his head down driving the puck past Hogan to set off a wild celebration on the Pepsi Center ice with the 5-4 Notre Dame win.

The win was the first in overtime for the Irish during the 2007-08 season and their first since defeating Alabama-Huntsville in the 2006-07 NCAA Championship.

Pearce made 29 saves in the victory while Hogan stopped 18 of 20 shots in 45:44 minutes. Sauer finished with six saves in the first 20 minutes of action.

SCORING

1st: ND: Calle Ridderwall 4 (Justin White), 5:00; ND: Mark Van Guilder 13 (Ryan Thang, Brock Sheahan), 5:42; ND: Ryan Thang 18 (unassisted), SHG, 19:25. 2nd: UM: Chad Kolarik 29 (Kevin Porter, Bryan Hogan), 8:48; UM: Matt Rust 12 (Aaron Palushaj, Carl Hagelin), 9:03. 3rd: UM: Kolarik 30 (Max Pacioretty, Palushaj), PPG, 2:16; ND: Kevin Deeth 10 (Dan Kissel, Ian Cole), 11:30; UM: Hagelin 11 (Rust, Palushaj), 14:39. OT: Ridderwall 5 (Dan VeNard, White), 5:44.

GOALTENDER SAVES

Goalie	Time	1	2	3	OT	F
ND Jordan Pearce	65:44	11	7	7	4	29
UM Billy Sauer	20:00	6	-	-	-	6
Bryan Hogan	45:44	-	6	5	7	18

POWER PLAY

ND: 0-3; UM: 1-5

PENALTIES

ND: 5 for 10 min.; UM: 3 for 6 min.

ATTENDANCE

18,544 (sellout)

NATIONAL CHAMPIONSHIP GAME

April 12, 2007-08 – Denver, Colo.

	1	2	3	F
#5 Notre Dame	0	1	0	1
#3 Boston College	0	3	1	4

The Notre Dame hockey team ventured where no other Irish hockey squad had ever been. It faced off in the NCAA Frozen Four championship game against Boston College at the Pepsi Center in Denver, Colo.

The Irish ran into a red-hot Nathan Gerbe as the third-ranked Eagles ended Notre Dame's season with a 4-1 loss in front of a sell-out crowd of 18,632. Gerbe scored twice and assisted on Boston College's other two goals on his way to a four-point game and most valuable player honors. Kevin Deeth scored the lone goal for the Irish who finished the year with a 27-16-4 record.

Both teams had chances in a tightly-played first period that led to the fourth scoreless opening frame in NCAA title game history (also 1968, 2001 and 2007). Boston College ended up with a 7-4 shot advantage in the opening 20 minutes, while Notre Dame went on the power play three times in the period, coming up empty on all three.

The Eagles snapped the scoreless tie just 2:23 into the second period, converting an Irish turnover into a goal. Brian Gibbons forced the turnover and found Gerbe inside the left circle where he whipped a shot over Jordan Pearce's left shoulder for his 34th goal of the year.

Gerbe was at it less than three minutes later, this time on a Boston College power play. Ben Smith's shot from the slot was wide of the goal but rebounded off the back dasherboards into the crease where the Eagles' top scorer was there to jam the rebound past Pearce for a 2-0 lead at 5:37.

Boston College made it 3-0 at 8:11 of the second period, converting a second power-play chance, this time with a four-on-three advantage. Joe Whitney did the honors as he took a feed from Gerbe at the top of the slot and drove a slapshot past Pearce for his 11th goal of the year.

The Irish finally broke through just over a minute later at 9:07 when Deeth took a feed from defenseman Kyle Lawson and snapped a shot past Eagles' goaltender John Muse to cut the lead to 3-1 after two periods of play.

Notre Dame looked like it had cut the margin to 3-2 just 4:56 into the third period. Ian Cole's centering pass got caught up in Lawson's skates near the right post and deflected toward the goal, trickling past Muse and over the goal line. Although it was ruled a goal on the ice by referee Todd Anderson, video replay official Greg Shepherd overturned the score after a lengthy delay, ruling the puck was apparently propelled into the net by Lawson's skate in a distinct kicking motion.

The no-goal call took on added significance less than a minute later when Boston College scored to make it a 4-1 game. Gerbe tracked down the puck behind the net and threw a centering pass back in front for Smith, who fanned on his shot attempt but got enough of the bouncing biscuit for it to knuckle over Pearce's shoulder at 5:31 of the period for the final score of 4-1.

Pearce finished with 19 saves in goal while Muse stopped 20 in the game. The Irish were zero-for-eight on the power play while Boston College was able to convert on two of four tries.

Pearce finished the year with 23 wins and the team's 27 wins were the second most in the program's history. Lawson and Deeth were selected to the Frozen Four all-tournament team.

SCORING

1st: No Scoring. 2nd: BC: Nathan Gerbe 34 (Brian Gibbons, Ben Smith), 2:23; BC: Gerbe 35 (Smith, Dan Bertram), PPG, 5:37; BC: Joe Whitney 11 (Gerbe, Benn Ferriero), PPG, 8:11; ND: Kevin Deeth 11 (Kyle Lawson, Ian Cole), 9:07. 3rd: BC: Ben Smith 25 (Gerbe, Gibbons), 5:31.

GOALTENDER SAVES:

Goalie	Time	1	2	3	F
ND Jordan Pearce	58:31	7	8	4	19
BC John Muse	60:00	5	7	8	20

POWER PLAY

ND: 0-8; BC: 2-4

PENALTIES

ND: 5 for 10 min.; BC: 8 for 16 min.

ATTENDANCE

18,632 (sellout)

2009 NCAA TOURNAMENT

MIDWEST REGIONAL

March 28, 2009 – Grand Rapids, Mich.

	1	2	3	F
Bemidji State	2	1	2	5
#2 Notre Dame	0	0	1	1

The Fighting Irish made their third consecutive appearance in the NCAA Tournament, this time as the No. 1 seed at the Midwest Regional, facing Bemidji State. For Notre Dame, everything that could go wrong did, at Van Andel Arena, as the Irish were upset by the Beavers in a 5-1 loss.

Ranked second in the nation coming into the regional, the loss ended Notre Dame's season with a 31-6-3 record. Bemidji went on to win the regional and advance to its first ever NCAA Frozen Four.

The first Bemidji goal would set the tone for the entire game. The Beavers dumped the puck behind the Irish net, where senior goaltender Jordan Pearce came out to play it. The puck took a funny bounce off the back dasher, then caromed off the side of the goal and back into the crease at the right post. As Pearce scrambled to get back in his net, Bemidji State's Chris McKelvie came charging in from the right wing and chopped at the puck, muscling it over the line just 1:42 into the contest.

The Beavers would make it 2-0 at 11:03 of the first when Tyler Schofield scored on a power-play deflection between Pearce's pads.

Notre Dame had its chances in the first period, outshooting Bemidji by an 11-7 margin.

The lead would go to 3-0 in the second period when Ben Kinne's shot from the point caromed through a crowd behind Pearce at 13:19.

The Irish would start the third period on the power play, but their hopes would die just 49 seconds into the third period when Matt Read blasted a slapshot from the top of the right circle over Pearce's blocker to give the Beavers a 4-0 lead.

Notre Dame would finally get on the board at 6:02 when Dan Kissel buried a shot past Bemidji goaltender Matt Dalton from the left circle for his sixth goal of the year to cut the lead to 4-1.

The Irish would pull Pearce with just under four minutes left in favor of a sixth attacker only to see the Beavers win a big faceoff before Schofield fired a loose puck into an empty net for the final margin of 5-1.

Pearce would finish the game with 14 saves while Dalton made 34 stops in the Bemidji net.

SCORING

1st: BSU: Chris McKelvie 3 (unassisted), 1:42; BSU: Tyler Schofield 19 (Brad Hunt, Matt Read), PPG, 11:03. 2nd: BSU: Ben Kinne 8 (Ryan Cramer, Seha Walters), 13:19. 3rd: BSU: Matt Read 14 (Schofield), SHG, 00:49; ND: Dan Kissel 6 (Ryan Guentzel, Brett Blatchford), 6:02; BSU: Schofield 20 (unassisted), ENG, 16:33.

GOALTENDER SAVES:

Goalie	Time	1	2	3	F
BSU Matt Dalton	60:00	11	11	12	34
ND Jordan Pearce	59:43	5	7	2	14

POWER PLAY

BSU: 1-5; ND: 0-4

PENALTIES

BSU: 4 for 8 min.; ND: 5 for 10 min.

ATTENDANCE

4,052

2011 NCAA TOURNAMENT

NORTHEAST REGIONAL

March 26, 2011 — Manchester, N.H.

	1	2	3	OT	F
#9 Notre Dame	1	1	1	1	4
#7 Merrimack	2	1	0	0	3

After missing the NCAA Championship in 2010, Notre Dame returned to postseason action in 2011 at the Northeast Regional in Manchester, N.H., as the third seed at the Verizon Wireless Arena.

The Irish opened the tournament against Hockey East foe Merrimack and the Warriors saw Notre Dame rally from a pair of two-goal deficits to win in overtime 4-3 to advance to the regional final.

Freshman left wing Anders Lee led the way for the Irish, recording two goals, including the overtime game winner 5:18 into the extra stanza for the win. Junior Billy Maday and senior Calle Ridderwall added single goals in the victory.

Merrimack got goals from Kyle Bigos, Ryan Flanigan and Rhett Bly, as the Warriors led 2-0 in the first period and 3-1 midway through the second.

Notre Dame outshot the Warriors 37-35. Irish goaltender Mike Johnson made 32 saves while Merrimack's Joe Cannata had 33.

The victory improved the ninth-ranked Irish to 24-13-5 while seventh-ranked Merrimack closed its season with a 25-10-4 mark.

The Warriors jumped out to a 2-0 lead in the first period, scoring once on the power play and once short-handed.

Bigos opened the scoring at 13:23 when he managed to jam a loose puck in the crease past Johnson for his second goal of the season.

Merrimack got its second goal of the night as Flanigan teamed with Stephane DeCosta on a two-on-one short-handed goal at 16:00 for the 2-0 lead.

The Irish answered 27 seconds later on the power play as Ridderwall ripped a shot from between the hashmarks, beating Cannata for his 15th goal of the season.

Merrimack built the lead to 3-1 at 2:58 of the middle stanza as Bly backhanded a shot over Johnson.

Notre Dame cut the lead to 3-2 at 13:29 when Lee fired a wrist shot over Cannata's glove hand and into the upper right corner. Bryan Rust cleared the puck out of the Irish zone from the right boards to Lee who raced down the left side and fired from the top of the left circle, scoring his team-high 23rd goal of the season.

The Irish got the equalizer at 5:32 of the third period as Maday drove to the goal and was able to get a stick on the puck and push it through the goaltender's pads for his ninth goal of the season and a 3-3 tie.

While the Irish ended regulation with the momentum, Merrimack came out flying in the extra stanza putting the pressure on the Notre Dame goal with six shots in the first five minutes.

Lee would get the game winner at 5:18 on pure hustle and a little bit of luck. Off a faceoff, the Irish threw the puck into the Merrimack zone where a Warrior defender skated behind the goal with Lee in pursuit. As the defenseman cut inside at the right post, Lee took a swing at the puck and deflected it past Cannata to give Notre Dame its first and only lead of the night and the win.

SCORING

1st: MC: Kyle Bigos 2 (Ryan Flanigan, Jordan Heywood), PPG, 13:23; MC: Flanigan 16 (Stephane DeCosta), SHG, 16:00; ND: Calle Ridderwall 15 (Billy Maday, T.J. Tynan), PPG, 16:27. 2nd: MC: Rhett Bly 4 (Shawn Bates), 2:58; ND: Anders Lee 23 (Bryan Rust), 13:29. 3rd: ND: Billy Maday 9 (unassisted), 5:32. OT: Lee 24 (unassisted), 5:18.

GOALTENDER SAVES

ND: Mike Johnson (65:14) 13 - 9 - 4 - 6 - 32

MC: Joe Cannata (65:18) 10 - 7 - 16 - 0 - 33

Goalie	Time	1	2	3	OT	F
ND Mike Johnson	65:14	13	9	4	6	32
MC Joe Cannata	65:18	10	7	16	0	33

POWER PLAY

ND: 1-4; MC: 1-3

PENALTIES

ND: 5 for 10 min.; MC: 6 for 12 min.

ATTENDANCE

7,608

NORTHEAST REGIONAL

March 27, 2011 — Manchester, N.H.

	1	2	3	F
#11 New Hampshire	0	0	1	1
#9 Notre Dame	1	1	0	2

For the third time in five trips to the NCAA Championship, Notre Dame would play in a regional championship game, this time facing New Hampshire at Verizon Wireless Arena in Manchester, N.H.

Sophomore goaltender Mike Johnson stopped 37 of 38 shots and got goals from Stephen Johns and Billy Maday as the Fighting Irish downed the Wildcats 2-1 to send Notre Dame to the NCAA Frozen Four for the second time in the program's 43-year history.

Johnson held the Wildcats off the scoreboard early in the game and then withstood their third-period comeback attempt. The Verona, Wis., native finished the weekend with 69 saves and a pair of wins.

The lone New Hampshire goal came with 6:23 left in the game and was scored by Mike Sislo.

The victory improved ninth-ranked Notre Dame to 25-13-5 overall while 11th-ranked New Hampshire finished the year with a 22-11-6 mark.

Following a television timeout at the 7:11 mark of the first period, the Irish got their second shot of the period and it found the back of the Wildcat net.

Johns got Notre Dame on the scoreboard at 7:26 of the first as he hammered a shot from the center point past netminder Matt DiGirolamo's stick hand for the 1-0 lead.

With time running down in the second, Riley Sheahan centered a pass from the New Hampshire goal line. The puck found Maday at the bottom of the left circle where he got off a backhander that beat DiGirolamo at 19:55 to give the Irish a 2-0 lead. The goal was Maday's second of the weekend and 10th of the season.

New Hampshire broke through on Johnson, snapping his shutout bid at 13:37 of the third period, on a goal by Sislo from right in front to cut Notre Dame's lead to 2-1.

From there the Irish held off the Wildcats, including a penalty kill in the final four minutes.

Notre Dame was outshot by New Hampshire 38-36. DiGirolamo finished with 34 saves in the Wildcat goal.

The win improved the Irish to 6-4 all-time in NCAA Championship games.

Four Notre Dame players were selected to the all-Northeast Regional Team. Johnson was selected as the all-tourney goaltender with Johns on defense. Maday and Anders Lee were selected as forwards on the squad with Johnson being named MVP of the tournament.

SCORING

1st: Stephen Johns 2 (Riley Sheahan, Anders Lee), 7:26. 2nd: ND: Billy Maday 10 (Sheahan), 19:55. 3rd: UNH: Mike Sislo 15 (Matt Campanale, Damon Kip), 13:37.

GOALTENDER SAVES

Goalie	Time	1	2	3	F
UNH Mike DiGirolamo	59:22	6	14	16	34
ND Mike Johnson	60:00	13	16	8	37

POWER PLAY

UNH: 0-3; ND: 0-2

PENALTIES

UNH: 2 for 4 min.; ND: 3 for 6 min.

ATTENDANCE

5,906

NATIONAL SEMIFINAL

April 7, 2011 – St. Paul, Minn.

	1	2	3	F
#4 Notre Dame	2	0	1	3
#3 Minnesota-Duluth	3	1	0	4

Notre Dame made its second trip to the NCAA Frozen Four in four seasons and opened versus Minnesota-Duluth at the Xcel Energy Center in St. Paul, Minn.

The Bulldogs used three power-play goals to dash Irish national championship hopes on the way to a 4-3 win to end Notre Dame's outstanding 2010-11 season.

J.T. Brown, Mike Connolly and Jack Connolly scored on the power play and Kyle Schmidt added the fourth goal for the Bulldogs.

The Irish got goals from Jeff Costello, T.J. Tynan and Calle Ridderwall (shg) as they had leads of 1-0 and 2-1 in the game but could not hold on to either advantage.

The loss ended fourth-ranked Notre Dame's season with a 25-14-5 mark while Minnesota-Duluth moved on to face Michigan in the title game.

The Irish got off to a fast start in the game as Costello whipped a wrist shot from the top of the right circle past Bulldog goaltender Kenny Rieter just 49 seconds into the game for a 1-0 lead. Costello's 12th goal of the season became the quickest for the Irish in NCAA postseason action.

Duluth answered with the first of three power-play goals at 3:04 when Brown turned and fired a shot from the left circle that beat Mike Johnson through his pads for his 16th goal of the season.

The Irish answered less than six minutes later on Tynan's 23rd goal of the season at 9:46. Ryan Guentzel fired a shot wide but the puck came off the boards to Tynan on the goal line. The freshman center tucked a shot inside the right post to give the Irish a 2-1 lead.

Just 1:06 later, the Bulldogs got their lone even-strength goal when Schmidt broke down the left side and beat Johnson with a shot to the short side for his 10th of the year at 10:52 to tie the game at 2-2.

Minnesota-Duluth took the lead for good at 13:31 via the power play when Mike Connolly whipped a shot from the between the hash marks past Johnson for a 3-2 lead.

The second period saw the Bulldogs score their third of the night on the power play. This time, Jack Connolly beat Johnson from the right face-off dot at 5:51 to give the Bulldogs a 4-2 lead.

The Irish got back in the game in the third as Ridderwall hammered his 16th goal of the year past Reiter, this one short-handed at 2:05, to cut the Duluth lead to 4-3 with plenty of time left in the contest.

Notre Dame carried the play in the third, out shooting Minnesota-Duluth 15-2 in the period but could not score again in the game.

The Irish had a 34-21 edge in shots. Reiter finished with 31 saves while Johnson had 17. The Bulldogs were three for six on the power play while Notre Dame was zero for five.

SCORING

1st: ND: Jeff Costello 12 (Ryan Guentzel, Sean Lorenz), 00:49; UMD: J.T. Brown 16 (Justin Faulk, Justin Fontaine), PPG, 3:04; ND: T.J. Tynan 23 (Guentzel, Nick Larson), 9:46; UMD: Kyle Schmidt 10 (Joe Basaraba, Faulk), 10:52; UMD: Mike Connolly 28 (Fontaine, Faulk), PPG, 13:31. 2nd: UMD: Jack Connolly 18 (Brown, Fontaine), PPG, 5:51. 3rd: ND: Calle Ridderwall 16 (Ben Ryan, Lorenz), SHG, 2:05.

GOALTENDER SAVES

Goalie	Time	1	2	3	F
ND Mike Johnson	58:34	8	7	2	17
UMD Kenny Reiter	60:00	13	4	14	31

POWER PLAY

ND: 0-5; UMD: 3-6

PENALTIES

ND: 7 for 14 min.; UMD: 6 for 12 min.

ATTENDANCE

19,139 (sellout)

2013 NCAA TOURNAMENT

MIDWEST REGIONAL

March 30, 2013 – Toledo, Ohio

	1	2	3	F
#11 St. Cloud State	1	3	1	5
#4 Notre Dame	0	0	1	1

Notre Dame returned to the NCAA Championship after missing out in 2011-12 and ran into a buzzsaw in St. Cloud State as the Huskies ended the season for the Irish with a 5-1 win.

Joey Benik scored a pair of power-play goals and St. Cloud State got single goals from Ben Hanowski, Cory Thorson and Jonny Brodzinski in the win. Mike Voran scored Notre Dame's lone goal of the game.

The loss ended the season for the Irish with a 25-13-3 overall record and snapped a six-game winning streak in March and a nine-game unbeaten streak (7-0-2) that started on Feb. 17.

St. Cloud State opened the scoring at 11:32 of the opening period as Hanowski scored his 17th goal of the season past Irish starter Steven Summerhays to make it 1-0.

The Irish looked like they tied the game just 28 seconds later when Anders Lee put the rebound of a Peter Schneider shot past St. Cloud goaltender Ryan Faragher. The officials went to the replay and ruled that Lee had directed the puck past Faragher with his foot and waved the goal off.

The second stanza belonged to St. Cloud State as the Huskies scored three times to open a 4-0 lead after 40 minutes of play.

Benik gave St. Cloud a 2-0 lead at 9:28 of the second period when he scored on the power play. The lead would go to 3-0 at 13:35 when Thornson tucked a shot between Summerhays' pads for his 11th goal of the year.

Brodzinski, St. Cloud's leading goal scorer on the year, closed out the period with his 22nd of the season at 14:43 to make it a 4-0 game.

Mike Johnson replaced Summerhays in goal to start the third as the Notre Dame starter finished with 14 saves.

The Irish were forced to kill three consecutive penalties and held St. Cloud State off the scoreboard while finally breaking through on Faragher with a short-handed goal at 7:44 to make it a 4-1 game.

With the Huskies applying pressure in the Irish zone, Bryan Rust broke up a pass and carried the puck to the top of the left circle in the St. Cloud State zone. There he fired a shot at Faragher. The sophomore made the stop but Voran fired the rebound over his glove for his fifth of the year.

The Huskies then closed out the scoring with their second power-play goal of the night, with Benik banging a rebound past Johnson for his fifth of the season at 11:07 for the 5-1 final.

The Huskies were two for seven on the power play while the Irish had just one chance and did not convert. St. Cloud State outshot Notre Dame 23-18 in the game. Faragher made 17 saves in picking up the victory. Johnson made four saves in the final 20 minutes of the game.

SCORING

1st: SCSU: Ben Hanowski 17 (Andrew Prochno, Kalle Kossila), 11:32. 2nd: SCSU: Joey Benik 4 (Nick Jensen, Hanowski), PPG, 9:28; Cory Thorson 11 (Brook Bertsch, Benik), 13:35; Jonny Brodzinski 22 (Jimmy Murray), 14:53. 3rd: ND: Mike Voran 5 (Bryan Rust), SHG, 7:44; SCSU: Benik 5 (Ethan Prow, Prochno), PPG, 11:07.

GOALTENDER SAVES

Goalie	Time	1	2	3	F
SCSU Ryan Faragher	59:41	10	3	4	17
ND S. Summerhays	40:00	10	4	-	14
Mike Johnson	20:00	-	-	4	4

POWER PLAY

SCSU: 2-7; ND: 0-1

PENALTIES

SCSU: 1 for 2 min.; ND: 7 for 14 min.

ATTENDANCE

2,988

2014 NCAA TOURNAMENT

WEST REGIONAL

March 29, 2014 – St. Paul, Minnesota

	1	2	3	OT	F
#8 St. Cloud State	2	1	0	1	4
#9 Notre Dame	1	1	1	0	3

For the second consecutive year, Notre Dame advanced to the NCAA Championship and would face the St. Cloud State Huskies in the opening game. And, for the second consecutive year, St. Cloud State would end the season for the Irish, this time with a dramatic, 4-3, overtime loss at Xcel Energy Center.

Senior center Nic Dowd whipped a wrist shot from the left wing circle over Irish goaltender Steven Summerhays' glove at 17:21 of the first overtime to give the Huskies the dramatic win 4-3 in a game that saw Notre Dame come from behind three times to force the extra stanza.

The Irish got goals from seniors Bryan Rust and Kevin Lind and sophomore Thomas DiPauli to offset St. Cloud State goals by Ryan Papa, Brooks Bertsch and Jonny Brodzinski to set up Dowd's heroics.

Notre Dame outshot the Huskies by a 42-28 margin, holding St. Cloud State to just six shots in the second and third periods combined.

Summerhays finished with 24 saves, including 15 in overtime as the Huskies had a 16-6 margin in extra time while junior Ryan Faragher had 39 saves in the win.

The loss ended the season for the Irish with a 23-15-2 overall record, including an 8-3-1 mark since Feb. 8.

The Huskies got the first goal of the game off a pretty passing play along the Notre Dame goal line with Papa getting the goal, his sixth of the season at 6:54.

The Irish would answer at the 10:30 mark of the first with Rust getting his 17th of the season as he snapped a wrist shot past Faragher to tie the game at 1-1.

St. Cloud re-took the lead with 34.9 seconds left in the first as Bertsch was left alone in front and took a centering pass from center Cory Thomson and threw it over Summerhays to make it 2-1 heading into the first intermission.

Notre Dame dominated the second period, outshooting the Huskies by an 18-4 margin but could score just once.

That goal came at 8:18 of the second stanza as Lind drilled a laser beam from the right circle past Faragher to tie the game at 2-2.

For the second period in a row, St. Cloud scored in the final minute, with this one coming on the power play with 24.5 seconds left on the clock as the Irish could not get the puck out of their own zone.

Kossila had his pass deflected to Brodzinski at the top of the left circle and the Huskies' leading scorer wasted no time whipping a shot past Summerhays and inside the right post for his 21st goal of the year to give St. Cloud the 3-2 lead.

Notre Dame got the tying goal at 9:35 of the third period when DiPauli scored on a low wrist shot that broke through Faragher's pads to make it 3-3.

Again the Irish dominated the period, outshooting the Huskies by a 9-2 margin as St. Cloud did not get its first shot until 3:37 remained in the third and it came on a power play.

After 60 minutes, the Irish had outshot St. Cloud State by a 36-12 margin, but the score remained tied 3-3.

In overtime, the tide changed, as the Huskies controlled the play and the Irish were forced to kill two penalties in the period to keep the game even.

On the final play, the Irish turned it over at their own blue line twice with David Morley controlling the puck. He fed it ahead to Dowd who finished Notre Dame's season with a perfect shot that hit the cross bar and went in for the 4-3 game winner.

SCORING

1st: SCSU: Ryan Papa 6 (Kalle Kossila, Jonny Brodzinski), 6:54; ND: Bryan Rust 17 (Andy Ryan, T.J. Tynan), 10:30; SCSU: Brooks Bertsch 3 (Cory Thomson, Joey Benik), 19:25. 2nd: ND: Kevin Lind 3 (Mario Lucia, Peter Schneider), 8:18; SCSU: Brodzinski 21 (Kossila, Ethan Prow), PPG, 19:35. 3rd: ND: Thomas DiPauli 3 (Rust, Eric Johnson, 9:35. OT: SCSU: Nic Dowd 22 (David Morley), 17:21.

GOALTENDER SAVES

Goalie	Time	1	2	3	OT	F
SCSU Ryan Faragher	77:21	8	17	8	6	39
ND S. Summerhays	77:19	4	3	2	15	24

POWER PLAY

SCSU: 1-5; ND: 0-1

PENALTIES

SCSU: 1 for 2 min.; ND: 5 for 10 min.

ATTENDANCE

9,232

2016 NCAA TOURNAMENT

MIDWEST REGIONAL

#2 Michigan 3 • #3 Notre Dame 2 (ot)

March 25, 2016 – Cincinnati, Ohio

	1	2	3	OT	F
#3 Notre Dame	1	1	0	0	2
#2 Michigan	1	0	1	1	3

Notre Dame and Michigan played an exciting, back-and-forth hockey game on Friday night but Tyler Motte found the back of the net at 8:19 of overtime to lift the Wolverines to a 3-2 win in the second semifinal of the 2016 NCAA Midwest Regional at the U.S. Bank Arena (5,332).

After Justin Selman gave Michigan a 1-0 lead midway through the first period, a goal by Anders Bjork near the end of the first period and then another goal by Thomas DiPauli 24 seconds into the second period turned a 1-0 deficit into a 2-1 Notre Dame lead.

As the end-to-end action continued in the third, Sam Herr dug the puck out of the corner in the Wolverines' offensive zone and fed Jake Evans for a one-timer in the slot but Racine fought it off for one of his best saves of the night.

Then at 9:52 of the third, Michigan defenseman Zach Werenski snapped a shot from the high slot through traffic that tied the game at 2-2.

Both teams had several more chances down the stretch of the third, including a Steven Fogarty shot with under 30 seconds remaining in regulation that went just wide of Racine's net.

Overtime opened with the same fast pace but at 8:19 Motte finished in front to give Michigan the win.

Petersen totaled 32 saves on the night, including six in overtime, while Racine finished with 28.

SCORING

1st: MICH: Justin Selman 13 (Alex Kile, Michael Downing), 10:31; ND: Anders Bjork 12 (unassisted), 15:46. 2nd: ND: Thomas DiPauli 14 (Bjork), 00:24. 3rd: MICH: Zach Werenski 11 (Cristoval Nieves, Nicholas Boka), 9:52. OT: MICH: Tyler Motte 32 (JT Compher, Kyle Connor), 8:19.

GOALTENDER SAVES

ND: Cal Petersen (68:19) 10 - 6 - 10 - 6 - 32
 MICH: Steve Racine (68:19) 12 - 8 - 5 - 3 - 28

Goalie	Time	1	2	3	OT	F
ND Cal Petersen	68:15	10	6	10	6	32
UM Steve Racine	68:19	12	8	5	3	28

POWER PLAY

ND: 0-2; MICH: 0-0

PENALTIES

ND: 0 for 0 min.; MICH: 2 for 4 min.

ATTENDANCE

5,332

2017 NCAA TOURNAMENT

NORTHEAST REGIONAL

#4 Notre Dame 3 • #1 Minnesota 2

March 25, 2017 — Manchester, N.H.

	1	2	3	F
#4 Notre Dame	0	2	1	3
#1 Minnesota	1	1	0	2

Down 1-0 just over two minutes into the game, the Irish found themselves fighting from behind for the majority of the first two periods. The Irish started their comeback when Andrew Oglevie found the back of the net with just over five minutes to go in the second. Anders Bjork tied it up just 56 after the first Irish goal to make it 2-2.

The third period was all Irish as they went up 3-2 after a scramble at the net which left Minnesota goaltender sprawled out on the ice opening up the net for Bjork to notch his second of the night.

The Irish were outshot 33-29 in the game but Cal Petersen recorded 31 saves to keep Notre Dame's season alive.

SCORING

1st: MINN: Connor Reilly 1 (Brent Gates), 2:07.

2nd: MINN: Vinni Lettieri 19 (Taylor Cammarata, Leon Bristedt), 00:30; ND: Andrew Oglevie 20 (Cal Peterson), 14:39; ND: Anders Bjork 20 (Jake Evans, Cam Morrison), 15:33.

3rd: ND: Anders Bjork 21 (Jake Evans, Jordan Gross), 8:42)

GOALTENDER SAVES

ND: Cal Petersen (60:00) 13 - 10 - 8 - 31

MINN: Eric Scheirhorn (58:43) 9 - 11 - 6 - 26

Goalie	Time	1	2	3	F
ND - Cal Petersen	60:00	13	10	8	31
MINN - Eric Scheirhorn	58:43	9	11	6	26

POWER PLAY

ND: 1-2; MINN: 1-5

PENALTIES

ND: 5 for 10 min.; MINN: 2 for 4 min.

ATTENDANCE

6,299

NORTHEAST REGIONAL FINAL

#4 Notre Dame 3 • #2 UMass Lowell 2 (ot)

March 26, 2017 — Manchester N.H.

	1	2	3	OT	F
#3 Notre Dame	1	0	1	1	3
#2 UMass Lowell	1	0	1	0	2

The Irish found the back of the net first after Anders Bjork forced a turnover and sent a pass up to Cam Morrison for a breakaway. The initial shot was blocked by goaltender Tyler Wall but Morrison picked up his own rebound, knocking it in 11:49 into the first. With just over a minute to go in the first period UMass Lowell's Ryan Collins beat Cal Peterson to tie the game at 1.

The second period was a lot of back and forth action from both sides, with UML holding a slim advantage in shots, 9-8. The Irish kept the game tied through 40 minutes of play thanks to the strength and endurance of their penalty kill unit which killed off all three power play chances the River Hawks saw in the second period.

UML broke the tie at 11:38 of the third after showing no mercy, pounding the Irish defensive core with 13 shots in the opening eight minutes of the third. Notre Dame's speed proved to be a challenge for the Red Hawks and the Irish were quickly able to knot the game at 2 which would stay at until the end of regulation.

Notre Dame wasted no time in the overtime period, scoring just 2:44 into the extra period. Andrew Oglevie picked up a pass from Bjork and shot it into the top left corner of the net, beating Wall stick side.

The Irish were narrowly outshot by the Red Hawks, 28-29, with Petersen making 27 saves including a major one in overtime.

SCORING

1st: ND: Cam Morrison 10 (Anders Bjork), 11:49; UML: Ryan Collins 1 (Ryan Lohin, Tyler Mueller), 18:58.

3rd: UML: John Edwardh 19 (Tommy Panico, Tyler Mueller), 11:38; ND: Cam Morrison 11 (Anders Bjork, Jake Evans), 14:43.

OT: ND: Andrew Oglevie 21 (Anders Bjork), 2:44.

GOALTENDER SAVES

ND: Cal Petersen (62:44) 10 - 9 - 7 - 1 - 27

UML: Tyler Wall (62:44) 8 - 8 - 9 - 0 - 25

Goalie	Time	1	2	3	OT	F
ND - Cal Petersen	62:44	10	9	7	1	27
UML - Tyler Wall	62:44	8	8	9	0	25

POWER PLAY

ND: 0-1; UML: 0-3

PENALTIES

ND: 3 for 6 min.; UML: 1 for 2 min.

ATTENDANCE

4,635

FROZEN FOUR

#1 Denver 6 • #4 Notre Dame 1

April 6, 2017 — Chicago, Ill.

	1	2	3	F
#4 Notre Dame	0	0	1	1
#1 Denver	2	3	1	6

For the third time under Jeff Jackson the Irish found themselves playing for a berth in the championship game. Unfortunately, for the Irish, their season ended just shy of the championship, falling to the Denver Pioneers 6-1.

The first two periods were all Denver, firing six shots at Peterson before Notre Dame even got a shot at the other end. The Pioneers opened scoring at the 8:18 mark in the first, when Emil Romig fired a shot past Peterson, stick side. Through the first 20 minutes Notre Dame was outshot 13-3, with goaltender Cal Peterson keeping the Irish hopes alive, stopping 11 of the 13 shots.

In the second Denver scored three more, putting them up 5-0, the third goal of the frame coming with just under two to go.

Notre Dame finally broke down Tanner Jaillet, sneaking the puck past him on a deflection by Morrison at 11:24 of the third. It was the only power play goal scored, coming on Denver's only penalty.

Denver scored one more for a final of 6-1.

Petersen had a stellar game, stopping 36 of 42 shots. The Denver defense proved to be too much for the Irish as they only recorded 17 shots in the 60 minutes of play.

SCORING

1st: DEN: Emil Romig 9 (Colin Staub, Micharl Davies), 8:18; DEN: Henrik Borgstrom 22 (Will Butcher, Liam Finaly), 14:50.

2nd: DEN: Tariq Hammond 3 (Evan Janssen, Logan O'Connor), 14:07; DEN: Dylan Gambrell 12 (Tariq Hammond, Troy Terry), 19; DEN: Evan Ritt 2 (Colin Staub), 18:18.

3rd: ND: Cam Morrison

GOALTENDER SAVES

ND: Cal Petersen (60:00) 11 - 13 - 12 - 26

DEN: Tanner Jaillet (60:00) 3 - 8 - 5 - 16

Goalie	Time	1	2	3	F
ND Cal Petersen	60:00	11	13	12	26
DEN Tanner Jaillet	60:00	12	8	5	16

POWER PLAY

ND: 1-1; DEN: 0-2

PENALTIES

ND: 2 for 4 min.; DEN: 1 for 2 min.

ATTENDANCE

19,626