

# BOSTON COLLEGE



## SCHEDULE

### NOVEMBER (3-3)

Thu	3	STONEHILL&		W, 81-74
Fri	11	NICHOLLS STATE	ACCN Extra	L, 79-73
Tue	15	MD EASTERN SHORE	ACCN Extra	W, 73-57
Sun	20	STONY BROOK#	ACCN Extra	W, 82-75
Tue	22	TOWSON#	ACCN Extra	W, 80-70
Fri	25	vs. Kansas State#	ASN/NESN+	L, 72-54
Sat	26	vs. Richmond#	ASN/NESN	L, 67-54

### DECEMBER (4-3)

Sat	3	DARTMOUTH	ACCN Extra	W, 88-70
Wed	7	HARVARD	ACCN Extra	L, 74-66
Fri	9	HARTFORD	ACCN Extra	L, 65-63
Mon	12	vs. Auburn\$	FS1	W, 72-71
Sun	18	SACRED HEART	ACCN Extra	W, 82-75
Wed	21	vs. Fairfield%	CBS SN	L, 89-83
Fri	23	PROVIDENCE	ESPNU	W, 79-67

### JANUARY (2-8, 2-8 ACC)

Sun	1	SYRACUSE*	ESPNU	W, 96-81
Tue	3	at Wake Forest*	RSN/NESN	L, 79-66
Sat	7	at #8/8 Duke*	RSN/NESN	L, 93-82
Wed	11	NC State*	RSN/NESN	W, 74-66
Sat	14	at Syracuse*	RSN/NESN	L, 76-53
Wed	18	#16/16 VIRGINIA*	ACC Network	L, 71-54
Sat	21	#9/9 NORTH CAROLINA*	ACC Network	L, 90-82
Wed	25	at Miami*	RSN/NESN	L, 78-77
Sun	29	at Virginia Tech*	ESPNU	L, 85-79
Tue	31	WAKE FOREST*	ESPNU	L, 85-80

### FEBRUARY (0-3, 0-3 ACC)

Sat	4	#6/7 LOUISVILLE*	ACC Network	L, 90-67
Wed	8	PITTSBURGH*	RSN/NESN	L, 83-72
Sat	11	at Georgia Tech*	RSN/NESN	L, 65-54
Tue	14	#25/20 NOTRE DAME*	ESPNU	7 p.m.
Mon	20	at #17/18 Florida State*	ESPNU	7 p.m.
Sat	25	VIRGINIA TECH*	RSN/NESN	4 p.m.

### MARCH

Wed	1	at Notre Dame*	ACC Network	8 p.m.
Sat	4	at Clemson*	ACCN Extra	4 p.m.
Tue	7	ACC Tournament		
Wed	8	ACC Tournament		
Thu	9	ACC Tournament		
Fri	10	ACC Tournament		
Sat	11	ACC Tournament		

\*ACC game

&Exhibition game

#Barclays Center Classic

\$Under Armour "Reunion" (Madison Square Garden)

%Birthdate of Basketball (Mohegan Sun Arena)

## BC COMMUNICATIONS

Matt Lynch

Associate Director of Communications

Office: 617-552-2193

E-mail: lynchfz@bc.edu

## BC SOCIAL



@BCMBB



BostonCollegeAthletics



@BCAthletics

## BOSTON COLLEGE (9-17, 2-11) vs. #25/20 NOTRE DAME (19-7, 8-5)

#NDvsBC • #BCEAGLES

TUESDAY, FEBRUARY 14 • 7 P.M.

CONTE FORUM (8,606) • CHESTNUT HILL, MA

### THE GAME

- Boston College will host #25/20 Notre Dame on Tuesday night at 7 p.m. at Conte Forum.
- The game will be televised by ESPNU and can be heard on the BC IMG Sports Radio Network.
- The Eagles have lost 11 of their last 12, including a 65-54 loss at Georgia Tech on Saturday.
- Sophomore **Jerome Robinson** led the Eagles with 17 points in that game.
- BC is 2-5 at home in ACC play with wins over Syracuse and NC State. It is 0-6 on the road in the league.
- Notre Dame has won its last two against Wake Forest and Florida State after dropping its previous four.
- The Irish are 3-3 on the road this season.






### THE SERIES

- Notre Dame is 17-10 in 27 all-time meetings between the two programs.
- The Irish have won seven in a row and 11 of the last 12 dating back to the 1998-99 season.
- Boston College owns a 7-6 record against Notre Dame in Chestnut Hill.
- The Irish have won all six meetings since it joined the ACC for the 2013-14 season.
- The last Boston College win in the series was on February 4, 2004 - a 76-69 victory in Conte Forum.
- The series dates back to February 7, 1963 when Notre Dame won the first-ever meeting, 74-66, in the old Roberts Center.

### NEED TO KNOW

- Sophomore **Jerome Robinson** ranks fourth in the ACC in scoring (19.4).
- His 15 games of 20+ points are the second-most among the Power 5 and Big East conferences.
- Freshman **Ky Bowman** is one of just four freshmen in the nation with three 30-point games this season.
- Sophomore **Jordan Chatman** has hit 18 of his last 31 3-point attempts (.581) dating back to the Miami game.
- His nine 3-pointers at Virginia Tech tied the Boston College single game record.
- His .818 percentage (9-for-11) from deep was the best in ACC history for a player that hit at least nine 3-pointers (17 occurrences).
- Syracuse's John Gillon went 9-for-10 from distance three days later.

## STARTERS AT GEORGIA TECH

	PPG	RPG	APG	MPG	
 #0 Ky Bowman Fr. • Guard • 6-1 • 182 Havelock, N.C./Havelock	13.5	4.6	2.9	28.3	at Georgia Tech 13 points, 7 rebounds 1 of 4 FR in country with 3 30-pt games
 #1 Jerome Robinson So. • Guard • 6-5 • 190 Raleigh, N.C./Needham Broughton	19.4	3.9	3.0	33.9	17 points, 3 steals 4th in the ACC in scoring
 #11 A.J. Turner So. • Forward • 6-7 • 188 Mt. Clemens, Mich./New Hampton School (NH)	8.5	3.6	3.2	30.7	5 points, 4 rebounds Leads the ACC in assist/turnover ratio
 #15 Mo Jeffers Gr. • Forward • 6-9 • 240 Washington, D.C./Calvin Coolidge	5.5	5.8	0.6	21.2	6 points, 8 rebounds Had 14 points vs. Pitt
 #25 Jordan Chatman So. • Guard • 6-5 • 198 Vancouver, Wash./Union	8.3	2.2	0.9	23.3	4 rebounds Has hit 18 of his last 31 3-pointers

## THE BROADCAST

### ESPNU

Rich Hollenberg (play-by-play)  
Dino Gaudio (analyst)

### BC IMG Sports Network

#### WEEI 850 AM

Jon Meterparel (play-by-play)  
Danya Abrams (analyst)  
Kerri Shields (sideline)

### WZBC 90.3 FM Newton

Michael Graziano (play-by-play)  
Casey Hague (analyst)  
TJ Hartnett (analyst)

## AP TOP 25

Rank	Team	Record	Points
1	Gonzaga (60)	26-0	1,620
2	Villanova (5)	24-2	1,564
3	Kansas	22-3	1,493
4	Baylor	22-3	1,394
5	Arizona	23-3	1,301
6	UCLA	23-3	1,276
7	Oregon	22-4	1,229
8	Louisville	20-5	1,204
9	West Virginia	20-5	1,012
10	North Carolina	21-5	1,005
11	Wisconsin	21-4	868
12	Duke	20-5	857
13	Kentucky	20-5	854
14	Virginia	18-6	825
15	Florida	20-5	717
16	Purdue	20-5	682
17	Florida State	21-5	665
18	Cincinnati	22-3	634
19	SMU	22-4	415
20	Creighton	21-4	298
21	South Carolina	20-5	296
22	Saint Mary's	22-3	269
23	Maryland	21-4	136
24	Butler	19-6	129
25	Notre Dame	19-7	122

Others receiving votes: Wichita State 87, Xavier 72, Northwestern 60, USC 16, VCU 14, Dayton 4, Middle Tennessee 3, Monmouth 2, Oklahoma State 1, Vermont 1

## USA TODAY COACHES POLL

Rank	Team	Record	Points
1	Gonzaga (29)	26-0	797
2	Villanova (3)	24-2	770
3	Kansas	22-3	735
4	Baylor	22-3	665
5	UCLA	23-3	636
6	Arizona	23-3	620
7	Louisville	20-5	607
8	Oregon	22-4	581
9	North Carolina	21-5	511
10	Wisconsin	21-4	494
11	Kentucky	20-5	456
12	West Virginia	20-5	448
13	Florida	20-5	371
14	Duke	20-5	367
15	Virginia	18-6	363
16	Purdue	20-5	318
17	Cincinnati	22-3	312
18	Florida State	21-5	268
19	South Carolina	20-5	198
20	Notre Dame	19-7	167
21	Saint Mary's	22-3	131
22	Creighton	21-4	130
23	SMU	22-4	127
24	Maryland	21-4	90
25	Butler	19-6	80

Others receiving votes: Xavier 56, Northwestern 27, USC 24, Wichita State 19, Dayton 8, Kansas State 7, Miami 7, Middle Tennessee 6, New Mexico State 2, Akron 2

## EAGLES LOSE AT GEORGIA TECH

• Sophomore **Jerome Robinson** led Boston College with 17 points as the Eagles lost at Georgia Tech on Saturday, 65-54.

• Freshman **Ky Bowman** was the other player in double figures with 13 points.

• Boston College opened the game with a 20-5 run in the first 12:57. The defense held the Yellow Jackets to 2-for-24 shooting (8 percent) to open the game with 10 turnovers.

• Georgia Tech closed out the half with seven unanswered points to cut the Eagles' lead to 22-15.

• The Jackets used eight unanswered points early in the second half to take a 36-32 lead at the 11:51 mark.

• Georgia Tech used seven-straight points to extend its lead to 52-42 with 4:36 on the clock and led the rest of the way.

## LAST TIME VS. NOTRE DAME

• Eli Carter finished with a game-high 16 points, going 3-for-5 from beyond the arc, as Boston College lost at Notre Dame, 76-49, on January 23, 2016.

• **A.J. Turner** recorded seven points and seven rebounds.

• Notre Dame started the game with a 14-2 run over the first six minutes.

• Boston College scored eight unanswered points to cut its deficit to 19-15 with eight minutes left in the half. Carter had the first five points of the run.

• The Irish took a 34-29 lead into halftime.

• Notre Dame scored the first seven points in the second half which sparked a 16-2 run to extend the lead to 50-31 with 12:48 remaining.

• The lead was 15 points or more the rest of the way.

## A DOMINANT DUO

• Sophomore **Jerome Robinson** and freshman **Ky Bowman** have emerged as one of the top scoring backcourts in the country in conference play.

• The pair combine for 34.9 points per game (Robinson 18.3; Bowman 16.6) which ranks sixth among the major conferences and is the second-best in the ACC.

• Bowman ranks ninth among freshmen in the major conferences in scoring during league games.

• They also average 8.2 rebounds and 6.6 assists together in conference action.

## BACKCOURT SCORING IN LEAGUE PLAY

Player	Team	Scoring Avg.
Fultz/Crisp	Washington	39.1
Monk/Fox	Kentucky	37.8
Mason III/Jackson	Kansas	37.8
Graham/Holder	Arizona State	36.5
Kennard/Allen	Duke	35.3
<b>Robinson/Bowman</b>	<b>Boston College</b>	<b>34.9</b>
LoVett/Ponds	St. John's	34.7
Webster/Watson	Nebraska	34.3
Hart/Brunson	Villanova	34.1

\*among Power 5 and Big East conferences

## GEORGIA TECH BOX SCORE

### BOSTON COLLEGE 54

NAME	FG	3FG	FT	R	TP	A	TO	MIN
Bowman*	5-8	2-2	1-3	7	13	2	3	38
Robinson*	7-16	1-3	2-3	3	17	2	1	28
Turner*	2-11	1-8	0-0	4	5	0	1	31
Jeffers*	3-9	0-0	0-2	8	6	1	3	26
Chatman*	0-8	0-4	2-2	4	2	1	1	33
Tava	3-5	0-1	0-0	8	6	1	3	18
Mezniesks	0-0	0-0	0-0	1	0	1	0	6
Popovic	1-6	0-0	1-2	2	3	0	1	12
Sagay	1-4	0-0	0-0	3	2	0	0	8
<b>Totals</b>	<b>22-67</b>	<b>4-18</b>	<b>6-12</b>	<b>42</b>	<b>54</b>	<b>8</b>	<b>14</b>	<b>200</b>

### GEORGIA TECH 65

NAME	FG	3FG	FT	R	TP	A	TO	MIN
Stephens*	0-1	0-1	0-0	0	0	0	0	5
Lammers*	6-13	0-0	2-5	17	14	4	5	39
Okogie*	3-11	0-2	6-8	12	12	0	1	39
Heath*	2-5	0-2	1-2	0	5	7	4	38
Heyward*	0-1	0-1	0-0	1	0	0	1	10
Moore	1-5	1-2	2-3	8	5	6	1	27
Jackson	12-21	2-5	3-3	1	29	1	1	34
Matthews	0-1	0-0	0-0	1	0	0	0	3
Ogbonda	0-0	0-0	0-0	0	0	0	0	1
McCormick	0-1	0-1	0-0	1	0	0	0	4
<b>Totals</b>	<b>24-59</b>	<b>3-14</b>	<b>14-21</b>	<b>45</b>	<b>65</b>	<b>18</b>	<b>14</b>	<b>200</b>

## NOTRE DAME BOX SCORE (1/23/16)

### BOSTON COLLEGE 49

NAME	FG	3FG	FT	R	TP	A	TO	MIN
Owens*	0-6	0-1	0-0	5	0	1	0	18
Turner*	1-5	1-2	4-4	7	7	1	0	31
Clifford*	1-7	0-0	1-2	7	3	1	3	26
Robinson*	2-1	0-3	1-4	6	5	1	3	34
Carter*	5-13	3-5	3-4	2	16	0	4	34
Hicks	3-9	1-3	0-0	2	7	2	0	20
Diallo	1-1	0-0	0-0	1	2	1	1	5
Mezniesks	0-1	0-1	0-0	2	0	0	0	11
Milon	1-1	1-1	0-0	0	3	0	0	12
Barnes-Thompkins	2-2	2-2	0-0	0	6	0	1	9
<b>Totals</b>	<b>16-56</b>	<b>8-18</b>	<b>9-14</b>	<b>33</b>	<b>49</b>	<b>7</b>	<b>12</b>	<b>200</b>

### NOTRE DAME 76

NAME	FG	3FG	FT	R	TP	A	TO	MIN
Beachem*	6-12	0-4	2-2	4	14	1	2	31
Ryan*	2-4	2-4	0-0	2	6	1	0	23
Auguste*	2-7	0-0	6-7	10	10	0	2	30
Jackson*	0-0	0-0	0-0	0	0	0	0	2
Vasturia*	3-9	1-4	9-10	4	16	4	3	36
Pflueger	3-3	1-1	4-4	3	11	2	0	32
Torres	0-0	0-0	0-0	0	0	0	0	3
Farrell	1-1	1-1	0-0	0	3	0	0	4
Holtz	0-0	0-0	0-0	1	0	0	0	1
Burgett	0-0	0-0	0-0	2	0	0	0	3
Gregory	0-0	0-0	0-0	0	0	0	0	1
Geben	0-1	0-0	0-0	1	0	0	0	3
Colson	6-11	0-0	4-4	7	16	3	1	31
<b>Totals</b>	<b>23-48</b>	<b>5-14</b>	<b>25-27</b>	<b>36</b>	<b>76</b>	<b>11</b>	<b>8</b>	<b>200</b>

## TALE OF THE TAPE

EAGLES		FIGHTING IRISH
72.5	Scoring Average	79.2
75.9	Scoring Defense	69.3
-3.4	Scoring Margin	+9.9
.450	Field Goal Percentage	.466
.456	FG Percentage Defense	.421
.375	3-point Percentage	.397
.337	3-Point Percentage Defense	.334
.667	Free Throw Percentage	.812
35.7	Rebounding Average	34.7
+1.2	Rebounding Margin	-0.9
15.0	Turnover Average	9.9
-2.3	Turnover Margin	+2.7

## SITUATIONAL RECORDS

BC shoots 50 percent or better	4-4
BC shoots 40-49 percent	5-6
BC shoots 30-39 percent	0-7
BC shoots below 30 percent	0-0

Opponent shoots 50 percent or better	0-7
Opponent shoots 40-49 percent	5-9
Opponent shoots 30-39 percent	4-1
Opponent shoots below 30 percent	0-0

BC shoots better from the field	9-2
BC shoots same/worse from the field	0-15

BC leads at the half	8-3
BC is tied at the half	0-1
BC is losing at the half	1-13

BC has more rebounds	5-8
Opponent has more rebounds	4-7
Rebounds are even	0-2

BC commits fewer turnovers	3-3
BC commits more turnovers	6-11
Turnovers are even	0-3

BC shoots 70 percent or better on free throws	3-7
BC makes more free throws	4-1

BC scores less than 50 points	0-0
BC scores 50-59 points	0-5
BC scores 60-69 points	0-4
BC scores 70-79 points	4-4
BC scores 80-89 points	4-4
BC scores 90 or more points	1-0

Opponent scores less than 50 points	0-0
Opponent scores 50-59 points	1-0
Opponent scores 60-69 points	2-3
Opponent scores 70-79 points	5-7
Opponent scores 80-89 points	1-4
Opponent scores 90 or more points	0-3

BC bench outscores opponent bench	7-4
-----------------------------------	-----

Leading with 10 minutes to play	7-1
Leading with 5 minutes to play	9-0
Leading with 1 minute to play	8-0

Losing with 10 minutes to play	1-16
Losing with 5 minutes to play	0-17
Losing with 1 minute to play	1-16

Tied with 10 minutes to play	1-0
Tied with 5 minutes to play	0-0
Tied with 1 minute to play	0-1

Games decided by 1-4 points	1-2
Games decided by 5-10 points	4-6
Games decided by 11+ points	4-9

In overtime	0-0
-------------	-----

## CHATMAN GOES OFF

- Sophomore **Jordan Chatman's** nine 3-pointers at Virginia Tech on January 29 tied the Boston College record that Dana Barros set at Pittsburgh back on January 7, 1989.
- His nine 3-pointers are the third-most in ACC history and the most ever allowed by Virginia Tech.
- Chatman's .818 percentage from deep was the best in ACC history for a player that hit at least nine 3-pointers (17 occurrences).
- Syracuse's John Gillon went 9-for-10 from distance three days later at NC State.
- It is the 12th-most 3-pointers in the nation this season and tied for the most among major conference players.
- Chatman hit his first nine 3-point attempts in the game and his first 10 shots overall.
- Dating back to the Miami game, he has hit 18 of his last 31 3-point attempts.

## CHATMAN'S FOUR-GAME RUN

- Sophomore **Jordan Chatman** averaged 17.3 points in four games from January 31 to February 11.
- He was 21-for-33 (.636) from the field, 16-for-25 (.640) from long range and a perfect 11-for-11 from the free throw line.
- His 52 combined points against Virginia Tech and Wake Forest are the third-most in consecutive games this season for BC.
- Sophomore **Jerome Robinson** had consecutive games with 55 and 54 points earlier in the year.
- Prior to the Virginia Tech game, Chatman was averaging 7.0 points per game.

## BOWMAN'S LAST 15 GAMES

- Freshman **Ky Bowman** is averaging 17.7 points, 6.0 rebounds and 3.7 assists in the last 15 games.
- He is also shooting .519 (97-for-187) from the field and .488 (39-for-80) from beyond the arc.
- Bowman had 33 points, eight rebounds and five assists against Fairfield on December 21.
- Those 33 points are the 16th-most scored by a freshman in the country this season and the third-most in the ACC.
- He was 13-for-21 from the field in that game and those 13 field goals are the second-most by a freshman in the nation behind Malik Monk's (Kentucky) 18 vs. North Carolina.
- In BC's win over Providence, Bowman scored all 16 of

his points in the second half and was a perfect 7-for-7 from the floor after halftime.

- Bowman then went for 30 points and nine assists against Syracuse on January 1. He was 7-for-8 from long range in the win.
- He scored 19 points in games at #8/8 Duke and against NC State.
- Bowman scored 33 points again, this time vs. #9/9 North Carolina, on January 21.
- He was 13-for-19 from the field and 7-for-9 from 3-point land.
- The Havelock, N.C., product is just one of four freshmen in the country this season with multiple 30-point games.
- Malik Monk (Kentucky), Markelle Fultz (Washington) and Dennis Smith, Jr. (NC State) are the only other players in the country to do that.
- Bowman recorded his first double-double with 17 points and 10 rebounds at Virginia Tech.
- He then had 18 points in games against Wake Forest and #6/7 Louisville.

## ROBINSON ALL OVER THE FLOOR

- Sophomore **Jerome Robinson** has posted numbers all along the stat sheet.
- He has averaged 19.4 points, 3.9 rebounds, 3.0 assists and 1.7 steals this season.
- He currently ranks fourth in the ACC in scoring and third in steals.
- In ACC contests, he ranks eighth in the league in scoring (18.3) and ninth in steals (1.4).
- The Raleigh, N.C., product has set a new career high for scoring four different times this season.
- His new career best is 32 points that he scored against Sacred Heart on December 18.
- His 15 games with 20 or more points this year is the best in the ACC.
- He recorded his first career double-double against Auburn with 23 points and 11 rebounds.
- He was the first BC guard to record a double-double in points and rebounds since Olivier Hanlan had 17 and 12 vs. Providence on December 22, 2012.

## ACC STANDINGS

Team	---ACC---					---Overall---						
	W	L	Pct.	Hm	Rd	W	L	Pct.	Hm	Rd	Nu	Streak
North Carolina	9	3	.750	6-0	3-3	21	5	.808	13-0	5-4	3-1	L1
Florida State	9	4	.692	7-0	2-4	21	5	.808	16-0	3-4	2-1	L1
Louisville	8	4	.667	5-1	3-3	20	5	.800	13-1	4-3	3-1	W1
Duke	8	4	.667	6-1	2-3	20	5	.800	13-1	2-3	5-1	W5
Virginia	8	4	.667	4-1	4-3	18	6	.750	10-2	6-4	2-0	L1
Notre Dame	8	5	.615	5-2	3-3	19	7	.731	14-2	3-3	2-2	W2
Syracuse	8	5	.615	6-0	2-5	16	10	.615	14-2	2-6	0-2	L1
Virginia Tech	6	6	.500	5-1	1-5	17	7	.708	13-1	2-5	2-1	W1
Miami	6	6	.500	4-2	2-4	16	8	.667	11-2	3-4	2-2	L1
Georgia Tech	6	6	.500	5-1	1-5	15	10	.600	13-3	2-7	0-0	W2
Wake Forest	6	7	.462	4-3	2-4	15	10	.600	9-3	5-6	1-1	W1
Pittsburgh	3	9	.250	2-4	1-5	14	11	.560	10-4	2-5	2-2	W2
Clemson	3	9	.250	1-4	2-5	13	11	.542	8-4	4-5	1-2	L3
NC State	3	10	.231	2-4	1-6	14	12	.538	11-4	1-7	2-1	L5
Boston College	2	11	.154	2-5	0-6	9	17	.346	8-8	0-6	1-3	L9

## ROBINSON IS CONSISTENT

- Sophomore **Jerome Robinson** has scored 20 or more points 15 times this season - including a stretch of eight straight that ended at Syracuse.
- His 15 games reaching 20 points are the second-most among players in the Power 5 and Big East conferences.
- Markelle Fultz (Washington) has 17 such games. Frank Mason III (Kansas) and Malik Monk (Kentucky) have 13.
- Robinson's eight-straight games with 20 or more points is also the best among those conferences.

## THE BACKCOURT VS. THE STATE OF NORTH CAROLINA

- Sophomore **Jerome Robinson** (Raleigh) and freshman **Ky Bowman** (Havelock) both hail from the Old North State.
- Boston College has played five games against teams from the state of North Carolina, and both Robinson and Bowman have shined.
- Bowman is averaging 20.6 points in the five games while Robinson is averaging 20.4.
- Bowman is also averaging 5.2 rebounds, 3.6 assists and 1.8 steals in those games.
- He is shooting .529 (36-for-68) from the field, .500 (15-for-30) from long range and .800 (16-for-20) from the foul line.
- Bowman matched a season high with 33 points against #9/9 North Carolina on January 21. He was 13-for-19 from the field and hit seven 3-pointers.
- He also scored 19 points in games at Wake Forest and #8/8 Duke.
- He posted 18 points, seven rebounds and five assists against the Demon Deacons on Tuesday night.
- Robinson is averaging 3.4 rebounds, 2.4 assists and 1.2 steals against North Carolina teams.
- He is shooting .833 (20-for-24) from the charity stripe.
- He has scored 20 or more points in three of the five games and had 26 vs. NC State in a win. He was 10-for-18 from the floor in that game.

## TURNER STAYS SOLID

- Sophomore **A.J. Turner** has put up some solid numbers this season.
- He is third on the team in scoring (8.5) and leads BC in assists (82).
- Those assists come with just 24 turnovers and his 3.42 assist/turnover ratio is the best in the ACC (ninth nationally).
- In 13 ACC games, he has 29 assists with six turnovers.
- The Mt. Clemens, Mich., product has scored in double figures in 10 of the last 19 games.
- Turner had a career-high 16 points against Syracuse on January 1. He also had six assists and no turnovers.
- He had 15 points at Miami on January 25. Twelve of them came after halftime when he was 5-for-8 from the field.

## POP BREAKS OUT

- Freshman **Nik Popovic** played 13 minutes against Stony Brook and made them all count.
- He was 6-for-7 from the field for 13 points and recorded five rebounds. His six field goals and 13 points are season highs.
- He also contributed on the defensive end with his first two blocks of the season.
- Popovic missed three games after taking a hard elbow to the head against Kansas State. He played eight minutes vs. Hartford in his return.
- He made a huge impact in his second game back vs. Auburn with eight points and five rebounds. He also notched the game-winning basket with 0.2 seconds on the clock.
- The Bosnian product had 11 points, six rebounds and a pair of assists in the win against Syracuse.
- He played a season-high 25 minutes against the Orange.
- In the rematch with Syracuse at the Carrier Dome, he matched a season high with 13 points while grabbing a season-best seven rebounds.
- Popovic grabbed a new season-high eight rebounds against #16/16 Virginia.

## BOWMAN SHINES VS. AUBURN

- Freshman **Ky Bowman** recorded 15 points, two rebounds, two assists and two steals in the 72-71 win against Auburn at Madison Square Garden.
- He was 5-for-10 from the field and 3-for-5 from beyond the arc.
- Bowman went on an 8-0 personal run with a steal and breakaway dunk, and consecutive 3-pointers to give Boston College a 24-14 lead.
- He was also the catalyst for **Nik Popovic's** game-winner, as he drove to the bucket in the final moments. His missed layup bounced to Popovic for the tip-in.

## BOWMAN NAMED FRESHMAN OF THE WEEK FOR SECOND TIME

- Freshman **Ky Bowman** was named the ACC Co-Freshman of the Week on January 3, earning the award for the second consecutive week.
- Bowman shared the honor with Georgia Tech's Josh Okogie.
- Both players are the only two in the conference to earn multiple Freshman of the Week accolades.
- Bowman posted 30 points, nine assists and five rebounds in Boston College's lone game, a 96-81 victory over Syracuse on January 1.
- Bowman was 11-for-17 from the field and 7-for-8 from long range.
- His .875 3-point percentage against the Orange is the best in a game in the ACC this season (minimum five made) and his seven 3-pointers rank second in a single game in Conte Forum history.
- Eighteen of his 30 points came in the second half where he went 6-for-7 from the field and hit all five of his 3-point attempts.

## BOWMAN NAMED ACC FRESHMAN OF THE WEEK

- Freshman **Ky Bowman** was named the Atlantic Coast Conference Freshman of the Week on December 26.
- Bowman averaged 24.5 points, 8.0 rebounds, 3.0 assists and 2.5 steals in the Eagles' two games that week. He was 20-for-29 (.690) from the floor in the two contests.
- Bowman erupted for season highs in points (33), rebounds (8), assists (5) and steals (3) against Fairfield at Mohegan Sun Arena. He was 13-for-21 from the field and 6-for-7 from the foul line.
- Bowman then scored 16 points - all in the second half - in BC's 79-67 win over Providence. He was a perfect 7-for-7 from the field after halftime. He matched his season high with eight rebounds as well.

## ROBINSON NAMED ACC CO-PLAYER OF THE WEEK

- Sophomore **Jerome Robinson** was named the Atlantic Coast Conference Co-Player of the Week on December 19.
- Robinson shared the honor with North Carolina's Justin Jackson.
- Robinson averaged 27.5 points, 7.0 rebounds, 4.0 steals, 1.5 assists and 1.0 block in a pair of Boston College victories. He shot 19-for-28 (.500) from the field in the two games. Robinson recorded his first career double-double with 23 points and a career-high 11 rebounds in a win against Auburn at Madison Square Garden. He also had three steals in that game. He was 8-for-18 from the floor and 6-for-9 from the foul line.
- The Raleigh, N.C., product then poured in a career-high 32 points and added a career-high five steals in a win against Sacred Heart. He was 11-for-20 from the field and 9-for-11 from the charity stripe against the Pioneers.
- Robinson's 32 points are the sixth-most in a game in the ACC this season while his five steals are the second most.

## BACKCOURT LEADS EAGLES TO WIN OVER NC STATE

- Sophomore **Jerome Robinson** recorded 26 points and five assists as Boston College beat NC State on January 11, 74-66, at Conte Forum.
- Freshman **Ky Bowman** added 19 points and seven rebounds.
- Graduate student **Connor Tava** matched a season high with 13 points and added six boards.
- Sophomore **A.J. Turner** posted 10 points, scoring in double figures for the fifth-straight game.
- BC went 18-for-19 from the foul line after entering the game shooting at a 65 percent clip.
- Bowman converted two quick 3-pointers to spark a game-opening 8-2 run in the first 1:36.
- NC State scored seven unanswered points take a 12-10 lead with 12:25 remaining in the first half.
- The Wolfpack held a 29-24 lead with 4:40 to play in the half, but BC closed it out by scoring six of the last seven points to take a 34-32 lead into the break.
- BC generated a 7-1 run, capped by a Robinson jumper that gave the Eagles a 57-53 lead with 9:02 left in the game. Robinson scored five points in the stretch.
- The Eagles stretched their lead to 63-56 at the 6:21 mark with six-straight points.
- The Wolfpack cut BC's lead to 70-66 in the final minute, but Tava's and Turner's late free throws clinched the victory.



## BC TAKES DOWN SYRACUSE BEHIND BOWMAN, ROBINSON

- Freshman **Ky Bowman**, the reigning ACC Freshman of the Week, recorded 30 points, a season-high nine assists and five rebounds as Boston College beat Syracuse on January 1, 96-81.
- He was 7-for-8 from the 3-point line.
- Sophomore **Jerome Robinson** posted 22 points and was 9-for-12 from the field.
- Sophomore **A.J. Turner** scored a career-high 16 points while adding six assists with no turnovers.
- Graduate student **Connor Tava** had nine points, 10 rebounds and a season-high seven assists.
- Freshman **Nik Popovic** chipped in with 11 points and six rebounds off the bench.
- Boston College shot 16-for-26 (.615) from 3-point territory and went 10-for-14 (.714) in the second half. Those 16 3-pointers are a Conte Forum record.
- The Eagles finished the game with a 28 assists on 36 baskets.
- Bowman led BC's offense early, scoring 10 points as the Eagles took a 22-14 lead with 11:11 left in the first half.
- Popovic scored two baskets on a 7-2 BC stretch that gave the Eagles a 39-26 lead with 3:24 left in the opening half.
- BC entered halftime with a 44-33 lead.
- Bowman's hot shooting continued in the second half. He made two 3-pointers on an 8-0 BC run that gave the Eagles a 59-41 lead with 15:56 left in the game.
- The lead reached as many as 22 points in the second half.

## NOTING THE SYRACUSE WIN

- Boston College broke the Conte Forum record with 16 3-pointers against Syracuse.
- The Eagles' 28 assists are the second-most ever in the history of the building which opened for play in 1988.
- BC's 96 points were the most allowed by Syracuse since 2009.
- It was also the most points an Eagle team has scored since December 23, 2008 against Maine (99).
- Boston College's win over Syracuse was its first ACC victory since March 7, 2015 against Georgia Tech.
- The Eagles had lost 20-straight games (including ACC Tournament) against ACC opponents prior to the win.

## FIVE EAGLES REACH DOUBLE FIGURES IN WIN OVER PROVIDENCE

- Sophomore **Jerome Robinson** led five players in double figures with 21 points and added a career-high eight assists as Boston College defeated Providence on December 23, 79-67.
- Freshman **Ky Bowman** scored all 16 points of his points in the second half and matched a season high with eight rebounds. He was 7-for-8 from the field and a perfect 7-for-7 after halftime.
- Graduate student **Mo Jeffers** had a season-high 13 points to go along with eight rebounds and three blocks.
- Sophomore **A.J. Turner** finished with 12 points and six assists.
- Sophomore **Jordan Chatman** chipped in with 11 points off the bench, hitting three 3-pointers.
- Boston College shot 20-for-28 (.714) in the second half and was 8-for-12 (.667) from 3-point range.
- Boston College had a 22-16 lead, but Providence scored 10 unanswered points to take a 26-22

- advantage with 2:20 left in the first half.
- The run lasted 3:09 and the Friars took a 29-25 lead into the locker room.
- Providence led 48-45, but BC got hot and went on a 25-2 run over a span of 6:28 to build a 70-50 lead. The Eagles hit eight-straight shots in the run, including five 3-pointers.
- Jeffers had nine points in that spree while Robinson had seven.
- Providence applied some pressure and responded with 14 unanswered points of its own in the next 1:25 to cut its deficit to six points, but the Eagles scored the next seven to seal the win.

## ROBINSON SCORES 32 IN WIN OVER SACRED HEART

- Sophomore **Jerome Robinson** recorded career highs with 32 points and five steals as Boston College beat Sacred Heart, 82-75, on December 18.
- He was 11-for-20 from the field and 9-for-11 from the foul line.
- Freshman **Ky Bowman** tallied 12 points, five rebounds and three assists.
- Sophomore **A.J. Turner** had 10 points, four rebounds and three assists.
- Boston College forced nine turnovers in the first seven minutes and jumped out to a 21-12 lead thanks to an 11-4 run.
- Sacred Heart scored seven unanswered points over 1:22 to pull within 29-26, but BC responded with 10-straight of its own to build the lead back to 39-26 with two minutes left in the half. Robinson had seven of the points.
- The Eagles took a 41-30 lead into the break.
- Sacred Heart started the second half with a 16-2 run over the first eight minutes to take a 46-43 lead. Those 16 points went unanswered as BC scored the half's first bucket.
- Boston College scored seven-straight points to regain a 54-48 lead with 8:27 to play.
- With BC on top, 65-59, at the 3:49 mark, sophomore **Jordan Chatman** converted consecutive 3-pointers to put the game out of reach.

## POPOVIC GETS GAME-WINNER VS. AUBURN WITH 0.2 SECONDS LEFT

- Freshman **Ky Bowman** drove the lane and missed a layup, but classmate **Nik Popovic** got the rebound and tipped it in with 0.2 left to give Boston College a 72-71 win against Auburn at Madison Square Garden.
- Sophomore **Jerome Robinson** recorded his first-career double-double with 23 points and 11 rebounds. He also had three steals.
- Bowman scored 15 points, including eight in a personal 8-0 run in the first half to put BC up, 24-14.
- Sophomore **A.J. Turner** had 13 points and four assists.
- Popovic had eight points and five rebounds off the bench, including the game-winning shot with 0.2 on the clock.
- Boston College went on a 9-2 run midway through the first half to take a 24-14 lead. Bowman scored eight-straight points with a steal and breakaway dunk, and consecutive 3-pointers.
- Auburn responded with an identical 9-2 run to make it a 26-23 lead. BC took a 43-39 lead into halftime.
- The Eagles' lead reached 50-42 before the first media timeout of the second half, but Auburn chipped away at the lead and it was 54-51 BC at the 12:40 mark.

- Auburn took its first lead of the game, 61-60, with 6:46 to go and then had a 69-65 with two minutes left.
- Bowman and Popovic hit consecutive buckets to tie it.
- Turner hit one of two free throws with 19 seconds left and then Auburn's Danjel Purifoy connected on a pair to give the Tigers a 71-70 lead, setting up Popovic's game-ending heroics.

## THE LAST LAST-SECOND WIN

- Freshman **Nik Popovic's** game-winning basket with 0.2 seconds left was the first Boston College game-winner with less than a second left since Rakim Sanders on January 31, 2009 against Virginia Tech.
- In similar fashion, Sanders also corralled an offensive rebound off of a Tyrese Rice miss.
- Sanders grabbed the offensive board in the lane and before hitting the ground, shot the ball and notched the winning bucket with 0.4 on the clock.

## GETTING TO THE LINE

- Boston College attempted 30 or more free throws in consecutive games against Stony Brook and Towson.
- It marked the first time BC has done that since January, 2013.
- The Eagles' went 23-for-36 against Stony Brook which were the most attempts in the **Jim Christian** era.
- BC then went 27-for-30 against Towson, including a perfect 20-for-20 in the second half.
- The 36 free throw attempts vs. the Seawolves were the most by an Eagle team since they had 42 on March 1, 2014 against Wake Forest.
- The Eagles went to the line a season-high 41 times against Sacred Heart on December 18.

## ROBINSON NETS 27 AGAIN IN WIN OVER DARTMOUTH

- Sophomore **Jerome Robinson** scored a game-high 27 points in the second game in a row to lead Boston College to an 88-70 victory over Dartmouth.
- He was 10-for-16 from the field and 4-for-7 from long range.
- Robinson also had four assists and three steals.
- Freshman **Ty Graves** scored 13 points off the bench, going 5-for-7 from the floor and connecting on all three 3-point attempts. He also had four assists.
- Sophomore **Jordan Chatman** chipped in with 12 points. Ten of his points came in the second half.
- Boston College started the game with an 11-4 run, but Dartmouth closed the gap by scoring six-straight a little later to make it 17-16 at the 12:01 mark.
- From there, the Eagles went on a 15-3 run over the next 6:19 to build a 32-19 lead with 5:42 left in the half.
- BC took a 41-33 lead into the locker room.
- The Eagles led, 65-56, with 11:44 left in the game and then scored 13 unanswered points over the next four minutes to extend the lead to 22 points.

## NOTING THE DARTMOUTH WIN

- Boston College recorded 23 assists on 34 baskets against the Big Green.
- It was the most assists by a BC team since it had 23 against Wake Forest back on March 6, 2011.
- The Eagles shot .557 from the field including a .600 clip (18-for-30) in the second half.
- It was the best performance shooting since the Eagles shot .568 from the floor against NC State on February 28, 2015.
- BC's 88 points were the second most under head coach **Jim Christian**. It scored 91 against Maine last season.

## ROBINSON SCORES 24 IN WIN OVER TOWSON

- Sophomore **Jerome Robinson** led all scorers with a new career high of 24 points as Boston College beat Towson, 80-70, at Conte Forum on November 22.
- Graduate student **Connar Tava** recorded 13 points and eight rebounds.
- Freshman **Ky Bowman** scored a season-high 14 points and was 9-for-11 from the foul line.
- Sophomore **Jordan Chatman** added 10 points.
- Boston College shot 90 percent (27-for-30) from the foul line and was a perfect 20-for-20 in the second half.
- Boston College started the game with a 10-2 run in the first 4:23.
- Robinson hit a 3-pointer to increase the Eagles' lead to 33-20 with 7:33 left in the half.
- Towson cut it to four points late in the half, but BC scored the final four points to take a 45-37 lead into the break.
- Towson started the second half with a 16-5 run to take a 53-50 lead with 13:24 on the clock. It was the Tigers first lead of the game.
- BC responded by scoring the next six points to regain a 56-53 advantage. Robinson had all six points and took a charge on the defensive end.
- The Eagles were ahead, 66-65, and then scored eight unanswered points over the next 2:17 to build a 74-65 lead with 59 seconds left.
- BC converted on all of its foul shots down the stretch to seal the win.

## EAGLES GET SECOND-STRAIGHT WIN WITH VICTORY OVER STONY BROOK

- Sophomore **Jerome Robinson** recorded career highs with 22 points and eight rebounds while adding five assists as Boston College beat Stony Brook, 82-75.
- Freshman **Nik Popovic** scored 13 points off the bench and grabbed five boards in 13 minutes. He was 6-for-7 from the field.
- Sophomore **A.J. Turner** (12) and graduate student **Mo Jeffers** (10) also scored in double figures. Jeffers added eight rebounds.
- BC shot 65.4 percent (17-26) from the field in the first half and 54 percent (27-50) for the game.
- Boston College scored eight unanswered points over a 1:57 span to build an 18-9 lead midway through the first half. Popovic had six of those eight points.
- That sparked a longer 34-12 run that gave the Eagles a 44-21 lead with 2:21 left in the half. Robinson scored seven-straight BC points during that span.
- BC took a 46-30 lead into halftime.
- Stony Brook started the second half with an 18-9 run to cut the BC lead down to 55-48 with 12:49 remaining, but BC scored eight of the next 10 to push it back to 63-50.
- The Eagles led by as many as 18 points with 7:26 left, but Stony Brook made it a 74-70 game with 54 seconds to go.
- BC connected on all eight of its foul shots down the stretch to seal the win.

## EAGLES REBOUND WITH WIN AGAINST MARYLAND EASTERN SHORE

- Sophomore **Jerome Robinson** led all scorers with 16 points while adding seven rebounds, four assists and three steals as Boston College beat Maryland Eastern Shore, 73-57.
- Graduate student **Mo Jeffers** grabbed a career-high 13 rebounds, including four on the offensive glass. Classmate **Connar Tava** had 10 rebounds and half of those were on the offensive end.
- Sophomore **A.J. Turner** scored 13 points while freshman **Ky Bowman** chipped in with 11 off the bench.
- Boston College outrebounded the Hawks, 49-33, in the game.
- The Eagles had 22 assists on 30 baskets and all 11 players that saw the floor had a field goal.
- Boston College led in the early going, 15-9, and then scored seven unanswered points in a minute to take a 22-9 lead 7:15 into the game.
- Maryland Eastern Shore scored the next six points to cut it to a seven-point lead.
- The Hawks cut the lead to five with 3:50 left in the half, but BC pushed the lead to 41-31 at the break.
- MDES cut the BC lead down to 49-42, but the Eagles rattled off nine unanswered points to build it back up to 58-42 with 8:08 remaining.
- Boston College led by double digits the rest of the way.

## BC GUARDS CAN SCORE

- Boston College is the only team in the ACC to have a guard rank in the top 10 in scoring in each of the last four seasons. Olivier Hanlan finished in the top five in each of his three seasons at The Heights.
- Hanlan finished fifth in scoring as a freshman in 2012-13 (15.4), third in 2013-14 (18.5) and then led the ACC in 2014-15 (19.5) as a junior.
- That trend continued last year as graduate student Eli Carter finished 10th in the league in scoring at 16.0.
- Right now, sophomore **Jerome Robinson** ranks fourth in the ACC in scoring (19.4).

## A HISTORY OF GREAT GUARDS

- Boston College has become a place where guards flourish.
- Since 1980, BC has had eight point guards drafted into the NBA which ranks fifth in the country, tied with Kansas and Kentucky.
- The chart on the side shows you how Boston College stacks up nationally in that category.
- Four of those eight drafted from BC have been first-rounders which ranks eighth nationally.
- The eight Eagles drafted include: John Bagley (12th overall, 1982), Michael Adams (third round, 1985), Dominic Pressley (fifth round, 1986), Dana Barros (16th overall, 1989), Howard Easley (second round, 1994), Troy Bell (16th overall, 2003), Reggie Jackson (24th overall, 2011) and Olivier Hanlan (second round, 2015).

### POINT GUARDS DRAFTED SINCE 1980

Team	PGs Drafted
UCLA	13
Texas	10
Arizona	9
Duke	9
Kentucky	9
<b>Boston College</b>	<b>8</b>
Kansas	8

## EAGLES IN THE NBA

- There are currently two former Eagles playing professionally in the NBA.
- Jared Dudley was the 22nd overall pick of the 2007 draft, taken by the Charlotte Bobcats. He played for the Phoenix Suns from 2008-13 before he was traded to the LA Clippers for the 2013-14 season. He played for Milwaukee and Washington before returning to Phoenix this season.
- Reggie Jackson was drafted 24th overall by the Oklahoma City Thunder in 2011 and was traded to the Detroit Pistons on February 19, 2015.
- He led the Pistons to the NBA playoffs last season, averaging 18.8 points and 6.2 assists.
- Other former Eagles playing professionally around the world include Troy Bell (Argentina), Eli Carter (Greece), Dennis Clifford (D-League), Olivier Hanlan (France), Patrick Heckmann (Germany), Sean Marshall (Turkey), Tyrese Rice (Spain), Danny Rubin (Israel) and Joe Trapani (Spain).

## EAGLES ON THE SIDELINES

- There are also nine former Eagles now on the sidelines serving on coaching staffs.
- Tim O'Shea is the head coach of Bryant, while Bill Curley is the head coach at nearby Emerson College.
- Biko Paris and Louis Hinnant are both assistant coaches at UMass Lowell under head coach Pat Duquette, who was an assistant coach for the Eagles.
- Dwayne Pina is an assistant coach at Brown while Mike Cotton is the associate head coach at Kennesaw State under former BC head coach Al Skinner.
- Duane Woodward serves as an assistant coach at Monmouth while Howard Easley is an assistant coach for the New York Knicks
- Eagle great Dana Barros was hired as the head coach at nearby Newbury College on April 18, 2016.

## TROY BELL NAMED ACC LEGEND

- Former star guard **Troy Bell** will be honored as Boston College's representative in the 2017 class of Atlantic Coast Conference Basketball Legends presented by New York Life.
- The Legends will be recognized during the 2017 New York Life ACC Tournament, which will be held March 7-11 at Barclays Center in Brooklyn, N.Y.
- Bell is Boston College's career scoring leader with 2,632 points. As a senior in 2002-03, he earned Big East Player of the Year honors and was the USBWA District I Player of the Year after averaging a conference-best 25.2 points per game. The 781 points he scored that season is still the Boston College record. Bell earned Associated Press All-America accolades that season, averaging 27.8 points per game in Big East play, which set the conference's single-season record.
- Bell still holds Boston College career records in 3-pointers (300), free throws (810) and free throw percentage (.868). He is also second in steals (272). He was the leading scorer for the Eagles in all four of his seasons, averaging 18.8 as a freshman, 20.4 as a sophomore, 21.6 as a junior and 25.2 as a senior. He also led the team in steals every year at The Heights.
- Bell led Boston College to the 2001 Big East Tournament title and was named the tournament MVP. He was a two-time All-American, three-time All-Big East First Team honoree and the Big East Rookie of the Year.
- Bell was selected with the 16th overall pick of the 2003 NBA Draft by the Boston Celtics. He has spent 12 seasons playing internationally in Spain, Germany, Italy, France and Argentina.

## BC TO RETIRE JERSEYS OF DANA BARROS, JOHN BAGLEY

- Boston College will retire the jerseys of former standout guards **Dana Barros** (1985-89) and **John Bagley** (1979-82) at halftime of the Virginia Tech game on Saturday, Feb. 25.
- Barros was the first Boston College player to reach the 2,000-career point mark in the 1988-89 season and still ranks third on the all-time list with 2,342 career points. He was a three-time All-Big East performer, twice named to the second team and earning first team honors as a junior in 1988. He was also a three-time all-district first team player selected by the National Association of Basketball Coaches (NABC). Barros was named the 1986 Big East Rookie of the Year after averaging 13.7 points per game in his freshman season.
- Barros scored 30 or more points 18 times which is tied for the most in program history. He ranks second all-time at Boston College in field goals made (824) and 3-pointers (291), third in free throw percentage (.841), fourth in scoring average (19.7), seventh in steals (181), and 10th in assists (438). He holds the top two marks in 3-pointers made in a single season, sinking 109 in 1987-88 and 112 as a senior in 1988-89. Barros also has two of the top three most prolific scoring seasons in the record books with 692 as a senior and 723 as a junior.
- Barros was selected with the 16th overall pick by the Seattle Supersonics in the 1989 NBA Draft. He played 13 seasons in the NBA with Seattle, Philadelphia, Boston and Detroit. In his career, he averaged 10.5 points and 3.3 assists per game. His best season was the 1994-95 campaign with the 76ers, when he started all 82 games and averaged 20.6 points, 7.3 assists and 3.3 rebounds.
- Bagley was a two-time All-Big East player and was the first Eagle to earn Big East Player of the Year honors in 1981. He was a two-time NABC All-District first team player and was an All-America third team selection as a junior. He averaged 20.4 points per game as a sophomore in 1981 and led the Eagles to the NCAA Tournament Sweet 16. He then averaged 21.1 points as a junior and guided BC to the Elite Eight.
- Bagley, who averaged 20.7 points in his sophomore and junior seasons (17.9 career), ranks 14th on the all-time Boston College scoring chart with 1,629 points. He also ranks eighth at The Heights in scoring average. The 257 field goals he made as a junior are the second-most in a single season in BC history and he holds the Eagles' record for most points in an NCAA Tournament game when he poured in 35 in a win over Wake Forest on March 15, 1981. He ranks second in program history with 137 points in the NCAA Tournament.
- Bagley declared for the NBA Draft after his junior season and was taken 12th overall by the Cleveland Cavaliers in 1982. He played 11 seasons in the NBA for Cleveland, New Jersey, Boston and Atlanta. He averaged 8.7 points and 6.0 assists in his professional career and his best seasons were from 1985-88. He came close to averaging a double-double in 1985-86 with the Cavaliers with 11.7 points and 9.4 assists. He averaged double figures in points the following two seasons as well, including a career-high 12.0 in 1987-88 in his first season with the Nets.
- Barros and Bagley will be the fifth and sixth men's basketball players in Boston College history to have their jerseys retired. They will join John Silk (1949-53), Gerry Ward (1960-63), Terry Driscoll (1966-69) and Michael Adams (1981-85) in the Conte Forum rafters.

# GAME RECAPS

<b>GAME 1</b>	SCORING	1st	2nd	-	Final
	Nicholls State	42	37	-	79
	Boston College	33	40	-	73
November 11, 2016   Conte Forum   Chestnut Hill, MA					

## GAME SUMMARY

BC HIGHLIGHTS	NICHOLLS STATE 79	BOX SCORE																																																																																																			
<ul style="list-style-type: none"> <li>Freshman <b>Ty Graves</b> led Boston College with 15 points, going 5-for-8 from the field and 4-for-7 from beyond the arc.</li> <li>Sophomore <b>Jerome Robinson</b> had 14 points, six rebounds and four assists. Ten of his points came in the second half.</li> <li>Sophomore <b>A.J. Turner</b> added 12 points, five rebounds and four assists.</li> </ul>	<table border="1"> <thead> <tr> <th>NAME</th> <th>FG</th> <th>3FG</th> <th>FT</th> <th>R</th> <th>TP</th> <th>A</th> <th>TO</th> <th>MIN</th> </tr> </thead> <tbody> <tr><td>Frye*</td><td>4-11</td><td>0-2</td><td>3-4</td><td>8</td><td>11</td><td>0</td><td>1</td><td>34</td></tr> <tr><td>Thomas*</td><td>6-7</td><td>0-0</td><td>2-3</td><td>4</td><td>14</td><td>2</td><td>1</td><td>31</td></tr> <tr><td>Powell*</td><td>2-2</td><td>2-2</td><td>0-3</td><td>0</td><td>6</td><td>3</td><td>1</td><td>19</td></tr> <tr><td>O'Neal*</td><td>2-7</td><td>0-2</td><td>0-0</td><td>1</td><td>4</td><td>2</td><td>1</td><td>25</td></tr> <tr><td>Bell*</td><td>4-9</td><td>0-2</td><td>0-3</td><td>6</td><td>8</td><td>4</td><td>1</td><td>37</td></tr> <tr><td>Rutledge</td><td>1-2</td><td>1-2</td><td>2-3</td><td>2</td><td>5</td><td>0</td><td>1</td><td>8</td></tr> <tr><td>Ward</td><td>0-0</td><td>0-0</td><td>0-0</td><td>1</td><td>0</td><td>1</td><td>0</td><td>9</td></tr> <tr><td>Harris</td><td>10-20</td><td>1-6</td><td>7-9</td><td>7</td><td>28</td><td>4</td><td>3</td><td>29</td></tr> <tr><td>Repichowski</td><td>1-3</td><td>1-2</td><td>0-0</td><td>1</td><td>3</td><td>0</td><td>0</td><td>8</td></tr> <tr><td><b>Totals</b></td><td><b>30-61</b></td><td><b>5-18</b></td><td><b>14-25</b></td><td><b>35</b></td><td><b>79</b></td><td><b>16</b></td><td><b>10</b></td><td><b>200</b></td></tr> </tbody> </table>	NAME	FG	3FG	FT	R	TP	A	TO	MIN	Frye*	4-11	0-2	3-4	8	11	0	1	34	Thomas*	6-7	0-0	2-3	4	14	2	1	31	Powell*	2-2	2-2	0-3	0	6	3	1	19	O'Neal*	2-7	0-2	0-0	1	4	2	1	25	Bell*	4-9	0-2	0-3	6	8	4	1	37	Rutledge	1-2	1-2	2-3	2	5	0	1	8	Ward	0-0	0-0	0-0	1	0	1	0	9	Harris	10-20	1-6	7-9	7	28	4	3	29	Repichowski	1-3	1-2	0-0	1	3	0	0	8	<b>Totals</b>	<b>30-61</b>	<b>5-18</b>	<b>14-25</b>	<b>35</b>	<b>79</b>	<b>16</b>	<b>10</b>	<b>200</b>	
NAME	FG	3FG	FT	R	TP	A	TO	MIN																																																																																													
Frye*	4-11	0-2	3-4	8	11	0	1	34																																																																																													
Thomas*	6-7	0-0	2-3	4	14	2	1	31																																																																																													
Powell*	2-2	2-2	0-3	0	6	3	1	19																																																																																													
O'Neal*	2-7	0-2	0-0	1	4	2	1	25																																																																																													
Bell*	4-9	0-2	0-3	6	8	4	1	37																																																																																													
Rutledge	1-2	1-2	2-3	2	5	0	1	8																																																																																													
Ward	0-0	0-0	0-0	1	0	1	0	9																																																																																													
Harris	10-20	1-6	7-9	7	28	4	3	29																																																																																													
Repichowski	1-3	1-2	0-0	1	3	0	0	8																																																																																													
<b>Totals</b>	<b>30-61</b>	<b>5-18</b>	<b>14-25</b>	<b>35</b>	<b>79</b>	<b>16</b>	<b>10</b>	<b>200</b>																																																																																													

**TURNING POINT**  
Nicholls State opened the game with a 16-1 run in the first 6:42 and led nearly the entire way.

**HOW IT HAPPENED**  

- Nicholls State opened things up by scoring 16 of the game's first 17 points.
- The Colonels got the lead up to 37-20 with 5:24 left in the half.
- Boston College closed out the first half with a 13-5 run to cut the deficit to 42-33.
- BC cut the lead down to 45-39 three minutes into the second half after a Graves 3-pointer, but Nicholls State scored the next four to push the lead back to double digits.
- The Colonels opened up a 64-50 lead, but the Eagles went on a 15-2 run over the next five minutes to make it a 66-65 deficit with 4:01 remaining.
- Robinson pulled up for a jumper to tie it for the first time, 69-69, with 2:28 left but Nicholls State scored the next six points to seal the win.

<b>GAME 2</b>	SCORING	1st	2nd	-	Final
	Maryland Eastern Shore	31	26	-	57
	Boston College	41	32	-	73
November 15, 2016   Conte Forum   Chestnut Hill, MA					

## GAME SUMMARY

BC HIGHLIGHTS	MARYLAND EASTERN SHORE 57	BOX SCORE																																																																																																																					
<ul style="list-style-type: none"> <li>Sophomore <b>Jerome Robinson</b> led all scorers with 16 points while adding seven rebounds, four assists and three steals.</li> <li>Graduate student <b>Mo Jeffers</b> grabbed a career-high 13 rebounds, including four on the offensive glass. Classmate <b>Connor Tava</b> had 10 rebounds.</li> <li>Sophomore <b>A.J. Turner</b> scored 13 points while freshman <b>Ky Bowman</b> chipped in with 11 off the bench.</li> <li>Boston College outrebounded the Hawks, 49-33, in the game.</li> <li>The Eagles had 22 assists on 30 baskets and all 11 players that saw the floor had a field goal.</li> </ul>	<table border="1"> <thead> <tr> <th>NAME</th> <th>FG</th> <th>3FG</th> <th>FT</th> <th>R</th> <th>TP</th> <th>A</th> <th>TO</th> <th>MIN</th> </tr> </thead> <tbody> <tr><td>Andino*</td><td>3-11</td><td>2-9</td><td>0-0</td><td>0</td><td>8</td><td>1</td><td>1</td><td>34</td></tr> <tr><td>Rivera*</td><td>3-9</td><td>2-4</td><td>0-0</td><td>3</td><td>8</td><td>3</td><td>0</td><td>21</td></tr> <tr><td>Copeland*</td><td>6-13</td><td>0-1</td><td>2-4</td><td>5</td><td>14</td><td>0</td><td>5</td><td>24</td></tr> <tr><td>Peck*</td><td>2-4</td><td>0-0</td><td>1-2</td><td>8</td><td>5</td><td>1</td><td>1</td><td>29</td></tr> <tr><td>Taylor*</td><td>2-4</td><td>0-0</td><td>0-0</td><td>2</td><td>4</td><td>0</td><td>1</td><td>11</td></tr> <tr><td>Seylan</td><td>0-0</td><td>0-0</td><td>0-0</td><td>0</td><td>0</td><td>0</td><td>0</td><td>1</td></tr> <tr><td>McIntosh</td><td>3-6</td><td>1-1</td><td>4-6</td><td>1</td><td>11</td><td>5</td><td>0</td><td>25</td></tr> <tr><td>Dorsett</td><td>1-3</td><td>0-1</td><td>0-0</td><td>1</td><td>2</td><td>0</td><td>1</td><td>6</td></tr> <tr><td>Jones</td><td>1-5</td><td>0-3</td><td>0-0</td><td>1</td><td>2</td><td>0</td><td>1</td><td>17</td></tr> <tr><td>Caldwell</td><td>1-6</td><td>0-3</td><td>1-2</td><td>10</td><td>3</td><td>0</td><td>2</td><td>23</td></tr> <tr><td>Chambers</td><td>0-0</td><td>0-0</td><td>0-0</td><td>0</td><td>0</td><td>1</td><td>2</td><td>10</td></tr> <tr><td><b>Totals</b></td><td><b>22-61</b></td><td><b>5-22</b></td><td><b>8-14</b></td><td><b>33</b></td><td><b>57</b></td><td><b>11</b></td><td><b>14</b></td><td><b>200</b></td></tr> </tbody> </table>	NAME	FG	3FG	FT	R	TP	A	TO	MIN	Andino*	3-11	2-9	0-0	0	8	1	1	34	Rivera*	3-9	2-4	0-0	3	8	3	0	21	Copeland*	6-13	0-1	2-4	5	14	0	5	24	Peck*	2-4	0-0	1-2	8	5	1	1	29	Taylor*	2-4	0-0	0-0	2	4	0	1	11	Seylan	0-0	0-0	0-0	0	0	0	0	1	McIntosh	3-6	1-1	4-6	1	11	5	0	25	Dorsett	1-3	0-1	0-0	1	2	0	1	6	Jones	1-5	0-3	0-0	1	2	0	1	17	Caldwell	1-6	0-3	1-2	10	3	0	2	23	Chambers	0-0	0-0	0-0	0	0	1	2	10	<b>Totals</b>	<b>22-61</b>	<b>5-22</b>	<b>8-14</b>	<b>33</b>	<b>57</b>	<b>11</b>	<b>14</b>	<b>200</b>	
NAME	FG	3FG	FT	R	TP	A	TO	MIN																																																																																																															
Andino*	3-11	2-9	0-0	0	8	1	1	34																																																																																																															
Rivera*	3-9	2-4	0-0	3	8	3	0	21																																																																																																															
Copeland*	6-13	0-1	2-4	5	14	0	5	24																																																																																																															
Peck*	2-4	0-0	1-2	8	5	1	1	29																																																																																																															
Taylor*	2-4	0-0	0-0	2	4	0	1	11																																																																																																															
Seylan	0-0	0-0	0-0	0	0	0	0	1																																																																																																															
McIntosh	3-6	1-1	4-6	1	11	5	0	25																																																																																																															
Dorsett	1-3	0-1	0-0	1	2	0	1	6																																																																																																															
Jones	1-5	0-3	0-0	1	2	0	1	17																																																																																																															
Caldwell	1-6	0-3	1-2	10	3	0	2	23																																																																																																															
Chambers	0-0	0-0	0-0	0	0	1	2	10																																																																																																															
<b>Totals</b>	<b>22-61</b>	<b>5-22</b>	<b>8-14</b>	<b>33</b>	<b>57</b>	<b>11</b>	<b>14</b>	<b>200</b>																																																																																																															

**TURNING POINT**  
Boston College rattled off seven-straight points to build a 22-9 lead at the 12:45 mark of the first half.

**HOW IT HAPPENED**  

- Boston College led in the early going, 15-9, and then scored seven unanswered points in a minute to take a 22-9 lead 7:15 into the game.
- Maryland Eastern Shore scored the next six points to cut it to a seven-point lead.
- The Hawks cut the lead to five with 3:50 left in the half, but BC pushed the lead to 41-31 at the break.
- MDES cut the BC lead down to 49-42, but the Eagles rattled off nine unanswered points to build it back up to 58-42 with 8:08 remaining.
- Boston College led by double digits the rest of the way.

<b>GAME 3</b>	SCORING	1st	2nd	-	Final
	Stony Brook	30	45	-	75
	Boston College	46	36	-	82
November 20, 2016   Conte Forum   Chestnut Hill, MA					

## GAME SUMMARY

BC HIGHLIGHTS	STONY BROOK 75	BOX SCORE																																																																																																												
<ul style="list-style-type: none"> <li>Boston College shot 65.4 percent (17-26) from the field in the first half.</li> <li>Sophomore <b>Jerome Robinson</b> recorded career highs with 22 points and eight rebounds while adding five assists.</li> <li>Freshman <b>Nik Popovic</b> scored 13 points off the bench and grabbed five boards in 13 minutes. He was 6-for-7 from the field.</li> <li>Sophomore <b>A.J. Turner</b> (12) and graduate student <b>Mo Jeffers</b> (10) also scored in double figures.</li> </ul>	<table border="1"> <thead> <tr> <th>NAME</th> <th>FG</th> <th>3FG</th> <th>FT</th> <th>R</th> <th>TP</th> <th>A</th> <th>TO</th> <th>MIN</th> </tr> </thead> <tbody> <tr><td>Iroegbu*</td><td>2-4</td><td>2-4</td><td>0-0</td><td>0</td><td>6</td><td>2</td><td>0</td><td>17</td></tr> <tr><td>Saintel*</td><td>1-7</td><td>0-1</td><td>0-0</td><td>7</td><td>2</td><td>1</td><td>2</td><td>20</td></tr> <tr><td>Sturdivant*</td><td>9-15</td><td>0-0</td><td>8-11</td><td>7</td><td>26</td><td>0</td><td>0</td><td>27</td></tr> <tr><td>Yeboah*</td><td>3-12</td><td>3-7</td><td>1-4</td><td>5</td><td>10</td><td>0</td><td>0</td><td>25</td></tr> <tr><td>Woodhouse*</td><td>4-8</td><td>0-1</td><td>1-1</td><td>3</td><td>9</td><td>7</td><td>3</td><td>30</td></tr> <tr><td>Almonacy</td><td>2-4</td><td>0-2</td><td>0-1</td><td>0</td><td>4</td><td>2</td><td>0</td><td>15</td></tr> <tr><td>Mitchell</td><td>0-2</td><td>0-2</td><td>2-2</td><td>2</td><td>2</td><td>1</td><td>0</td><td>16</td></tr> <tr><td>Sekunda</td><td>1-6</td><td>1-5</td><td>0-0</td><td>5</td><td>3</td><td>2</td><td>0</td><td>16</td></tr> <tr><td>Nyama</td><td>3-10</td><td>0-4</td><td>1-1</td><td>2</td><td>7</td><td>2</td><td>1</td><td>21</td></tr> <tr><td>Pelras</td><td>2-4</td><td>0-0</td><td>2-3</td><td>2</td><td>6</td><td>1</td><td>0</td><td>13</td></tr> <tr><td><b>Totals</b></td><td><b>27-73</b></td><td><b>6-26</b></td><td><b>15-23</b></td><td><b>37</b></td><td><b>75</b></td><td><b>18</b></td><td><b>7</b></td><td><b>200</b></td></tr> </tbody> </table>	NAME	FG	3FG	FT	R	TP	A	TO	MIN	Iroegbu*	2-4	2-4	0-0	0	6	2	0	17	Saintel*	1-7	0-1	0-0	7	2	1	2	20	Sturdivant*	9-15	0-0	8-11	7	26	0	0	27	Yeboah*	3-12	3-7	1-4	5	10	0	0	25	Woodhouse*	4-8	0-1	1-1	3	9	7	3	30	Almonacy	2-4	0-2	0-1	0	4	2	0	15	Mitchell	0-2	0-2	2-2	2	2	1	0	16	Sekunda	1-6	1-5	0-0	5	3	2	0	16	Nyama	3-10	0-4	1-1	2	7	2	1	21	Pelras	2-4	0-0	2-3	2	6	1	0	13	<b>Totals</b>	<b>27-73</b>	<b>6-26</b>	<b>15-23</b>	<b>37</b>	<b>75</b>	<b>18</b>	<b>7</b>	<b>200</b>	
NAME	FG	3FG	FT	R	TP	A	TO	MIN																																																																																																						
Iroegbu*	2-4	2-4	0-0	0	6	2	0	17																																																																																																						
Saintel*	1-7	0-1	0-0	7	2	1	2	20																																																																																																						
Sturdivant*	9-15	0-0	8-11	7	26	0	0	27																																																																																																						
Yeboah*	3-12	3-7	1-4	5	10	0	0	25																																																																																																						
Woodhouse*	4-8	0-1	1-1	3	9	7	3	30																																																																																																						
Almonacy	2-4	0-2	0-1	0	4	2	0	15																																																																																																						
Mitchell	0-2	0-2	2-2	2	2	1	0	16																																																																																																						
Sekunda	1-6	1-5	0-0	5	3	2	0	16																																																																																																						
Nyama	3-10	0-4	1-1	2	7	2	1	21																																																																																																						
Pelras	2-4	0-0	2-3	2	6	1	0	13																																																																																																						
<b>Totals</b>	<b>27-73</b>	<b>6-26</b>	<b>15-23</b>	<b>37</b>	<b>75</b>	<b>18</b>	<b>7</b>	<b>200</b>																																																																																																						

**TURNING POINT**  
Leading by one early in the first half, Boston College outscored Stony Brook, 34-12, over the next 12 minutes to build a 44-21 lead.

**HOW IT HAPPENED**  

- Boston College scored eight unanswered points over a 1:57 span to build an 18-9 lead midway through the first half. Popovic had six in the run.
- That sparked a longer 34-12 run that gave the Eagles a 44-21 lead with 2:21 left in the half.
- BC took a 46-30 lead into halftime.
- Stony Brook started the second half with an 18-9 run to cut the BC lead down to 55-48 with 12:49 remaining, but BC scored eight of the next 10 to push it back to 63-50.
- The Eagles led by as many as 18 points with 7:26 left, but Stony Brook made it a 74-70 game with 54 seconds to go.
- BC connected on all eight of its foul shots down the stretch to seal the win.

<b>GAME 4</b>	SCORING	1st	2nd	-	Final
	Towson	37	33	-	70
	Boston College	45	35	-	80
November 22, 2016   Conte Forum   Chestnut Hill, MA					

## GAME SUMMARY

BC HIGHLIGHTS	TOWSON 70	BOX SCORE																																																																																																																					
<ul style="list-style-type: none"> <li>Boston College shot 90 percent (27-for-30) from the foul line and was a perfect 20-for-20 in the second half.</li> <li>Sophomore <b>Jerome Robinson</b> led all scorers with a new career high of 24 points.</li> <li>Graduate student <b>Connor Tava</b> recorded 13 points and eight rebounds.</li> <li>Freshman <b>Ky Bowman</b> scored a season-high 14 points and was 9-for-11 from the foul line.</li> <li>Sophomore <b>Jordan Chatman</b> added 10 points.</li> </ul>	<table border="1"> <thead> <tr> <th>NAME</th> <th>FG</th> <th>3FG</th> <th>FT</th> <th>R</th> <th>TP</th> <th>A</th> <th>TO</th> <th>MIN</th> </tr> </thead> <tbody> <tr><td>Morman*</td><td>1-5</td><td>0-1</td><td>1-2</td><td>3</td><td>3</td><td>2</td><td>2</td><td>24</td></tr> <tr><td>Morsell*</td><td>7-15</td><td>3-7</td><td>5-6</td><td>1</td><td>22</td><td>2</td><td>4</td><td>35</td></tr> <tr><td>Adala Moto*</td><td>1-13</td><td>1-3</td><td>5-8</td><td>5</td><td>20</td><td>2</td><td>1</td><td>32</td></tr> <tr><td>Keith II*</td><td>1-3</td><td>1-3</td><td>0-0</td><td>3</td><td>3</td><td>5</td><td>0</td><td>31</td></tr> <tr><td>Thomas*</td><td>1-1</td><td>0-0</td><td>2-3</td><td>4</td><td>4</td><td>1</td><td>0</td><td>23</td></tr> <tr><td>Martin</td><td>0-0</td><td>0-0</td><td>2-2</td><td>0</td><td>2</td><td>1</td><td>0</td><td>6</td></tr> <tr><td>McNeil</td><td>2-3</td><td>2-3</td><td>0-0</td><td>0</td><td>6</td><td>1</td><td>2</td><td>12</td></tr> <tr><td>Gorham</td><td>0-1</td><td>0-0</td><td>0-0</td><td>3</td><td>0</td><td>0</td><td>1</td><td>6</td></tr> <tr><td>Davis</td><td>4-7</td><td>0-1</td><td>1-2</td><td>5</td><td>9</td><td>0</td><td>0</td><td>17</td></tr> <tr><td>Tunstall</td><td>0-0</td><td>0-0</td><td>0-0</td><td>0</td><td>0</td><td>0</td><td>0</td><td>2</td></tr> <tr><td>Starr</td><td>0-1</td><td>0-1</td><td>1-2</td><td>0</td><td>1</td><td>0</td><td>0</td><td>12</td></tr> <tr><td><b>Totals</b></td><td><b>23-52</b></td><td><b>7-19</b></td><td><b>17-25</b></td><td><b>26</b></td><td><b>70</b></td><td><b>14</b></td><td><b>10</b></td><td><b>200</b></td></tr> </tbody> </table>	NAME	FG	3FG	FT	R	TP	A	TO	MIN	Morman*	1-5	0-1	1-2	3	3	2	2	24	Morsell*	7-15	3-7	5-6	1	22	2	4	35	Adala Moto*	1-13	1-3	5-8	5	20	2	1	32	Keith II*	1-3	1-3	0-0	3	3	5	0	31	Thomas*	1-1	0-0	2-3	4	4	1	0	23	Martin	0-0	0-0	2-2	0	2	1	0	6	McNeil	2-3	2-3	0-0	0	6	1	2	12	Gorham	0-1	0-0	0-0	3	0	0	1	6	Davis	4-7	0-1	1-2	5	9	0	0	17	Tunstall	0-0	0-0	0-0	0	0	0	0	2	Starr	0-1	0-1	1-2	0	1	0	0	12	<b>Totals</b>	<b>23-52</b>	<b>7-19</b>	<b>17-25</b>	<b>26</b>	<b>70</b>	<b>14</b>	<b>10</b>	<b>200</b>	
NAME	FG	3FG	FT	R	TP	A	TO	MIN																																																																																																															
Morman*	1-5	0-1	1-2	3	3	2	2	24																																																																																																															
Morsell*	7-15	3-7	5-6	1	22	2	4	35																																																																																																															
Adala Moto*	1-13	1-3	5-8	5	20	2	1	32																																																																																																															
Keith II*	1-3	1-3	0-0	3	3	5	0	31																																																																																																															
Thomas*	1-1	0-0	2-3	4	4	1	0	23																																																																																																															
Martin	0-0	0-0	2-2	0	2	1	0	6																																																																																																															
McNeil	2-3	2-3	0-0	0	6	1	2	12																																																																																																															
Gorham	0-1	0-0	0-0	3	0	0	1	6																																																																																																															
Davis	4-7	0-1	1-2	5	9	0	0	17																																																																																																															
Tunstall	0-0	0-0	0-0	0	0	0	0	2																																																																																																															
Starr	0-1	0-1	1-2	0	1	0	0	12																																																																																																															
<b>Totals</b>	<b>23-52</b>	<b>7-19</b>	<b>17-25</b>	<b>26</b>	<b>70</b>	<b>14</b>	<b>10</b>	<b>200</b>																																																																																																															

**TURNING POINT**  
After Towson cut its deficit to 66-65 with 3:16 left in the game, Boston College scored the next eight points to build a 74-65 lead with 59 seconds remaining.

**HOW IT HAPPENED**  

- Boston College started the game with a 10-2 run in the first 4:23.
- Robinson hit a 3-pointer to increase the Eagles' lead to 33-20 with 7:33 left in the half.
- Towson cut it to four points late, but BC scored the final four points to take a 45-37 lead into the break.
- Towson started the second half with a 16-5 run to take a 53-50 lead with 13:24 on the clock.
- BC responded by scoring the next six points to regain a 56-53 advantage.
- The Eagles were ahead, 66-65, and then scored eight unanswered points over the next 2:17 to build a 74-65 lead with 59 seconds left.



# GAME RECAPS

## GAME 5

SCORING	1st	2nd	-	Final
Boston College	22	32	-	54
Kansas State	31	41	-	72

November 25, 2016 | Barclays Center | Brooklyn, NY

### GAME SUMMARY

**BC HIGHLIGHTS**

- Graduate student **Connor Tava** scored 11 points, including his 1,000th career point in the game. He was 3-for-5 from the field and 5-for-6 from the foul line.
- Freshman **Ky Bowman** led Boston College with 13 points and added five rebounds.
- Sophomore **Jerome Robinson** also scored 11 points.

### TURNING POINT

Kansas State used a 10-2 run over a six-minute span to build an 18-9 lead with 5:46 left in the first half. The Wildcats led the rest of the way.

### HOW IT HAPPENED

- Both teams started slow on the offensive end but Kansas State made the first run, a 10-2 one, to give the Wildcats an 18-9 lead with 5:46 left in the first half.
- Boston College cut the deficit down to 20-17, but Kansas State responded with six unanswered points to build it back to a nine-point lead with 2:54 left.
- The Wildcats took a 31-22 lead into the break.
- The Eagles climbed back into it and made it a 36-31 deficit five minutes into the second half, but Kansas State responded with eight unanswered points to build a 13-point lead.
- The closest BC would get the rest of the way was nine points.

### BOX SCORE

BOSTON COLLEGE 54									
NAME	FG	3FG	FT	R	TP	A	TO	MIN	
Bowman*	4-13	1-4	4-5	5	13	1	4	27	
Robinson*	3-12	2-5	3-5	3	11	0	2	33	
Tava*	3-5	0-1	5-6	3	11	2	4	29	
Turner*	1-4	1-2	0-0	6	3	3	0	29	
Jeffers*	1-4	0-0	1-2	7	3	1	2	22	
Graves	1-4	0-1	1-1	1	3	0	4	13	
Owens	1-2	1-1	0-0	3	3	2	1	13	
Reyes	2-2	0-0	0-1	2	4	0	2	10	
Popovic	0-2	0-1	0-0	1	0	0	2	8	
Sagay	0-0	0-0	0-0	0	0	0	0	1	
Chatman	1-3	1-2	0-0	0	3	2	0	15	
Totals	17-51	6-17	14-20	36	54	11	21	200	

KANSAS STATE 72									
NAME	FG	3FG	FT	R	TP	A	TO	MIN	
Johnson*	3-5	0-0	1-3	4	7	1	2	19	
Wade*	5-8	1-2	0-0	8	11	2	2	32	
Stokes*	3-9	2-6	0-2	3	8	6	1	37	
Brown*	2-8	1-4	6-8	0	11	3	1	37	
Iwundu*	3-8	0-2	2-4	5	8	3	3	19	
Ervin II	1-1	1-1	0-1	1	3	0	0	9	
Maurice	3-6	0-1	0-0	1	6	0	1	13	
Patrick	0-1	0-1	2-2	2	2	0	0	3	
Winter	0-0	0-0	0-0	0	0	0	0	1	
Williams	0-0	0-0	0-0	0	0	0	0	1	
Sneed	5-9	2-6	4-4	8	16	1	2	29	
McAtee	0-0	0-0	0-0	0	0	0	0	1	
Budke	0-0	0-0	0-0	0	0	0	0	1	
Totals	25-55	7-23	15-24	40	72	16	13	200	

## GAME 6

SCORING	1st	2nd	-	Final
Boston College	33	21	-	54
Richmond	25	42	-	67

November 26, 2016 | Barclays Center | Brooklyn, NY

### GAME SUMMARY

**BC HIGHLIGHTS**

- Sophomore **Jerome Robinson** scored a career-high 27 points. He also had career highs in field goals (10) and 3-pointers (6).
- Robinson hit the first seven shots he took.
- Sophomore **A.J. Turner** added 10 points and matched a career high with seven rebounds.
- Graduate student **Connor Tava** recorded five points, seven rebounds and five assists with no turnovers.

### TURNING POINT

Richmond started the second half by scoring the first nine points which started a 24-6 run to give the Spiders a 49-39 lead with 8:03 left in the game.

### HOW IT HAPPENED

- The teams traded a few runs in the first half and Boston College made the first one, scoring six unanswered to build a 17-8 lead at the 12:40 mark. Robinson hit consecutive threes to build the lead.
- Richmond responded with 10-straight points of its own over the next five minutes to take an 18-17 lead with 7:15 left in the half.
- From there, BC went on an 11-2 scoring stretch to regain a 28-20 lead with 4:45 on the clock. The Eagles took a 33-25 lead into the locker room.
- Richmond started the second half by scoring the first nine points. That sparked a 24-6 run in the first 12 minutes to build a 49-39 Spider lead.
- The Eagles responded with the next five points, but that is as close as they would get.

### BOX SCORE

BOSTON COLLEGE 54									
NAME	FG	3FG	FT	R	TP	A	TO	MIN	
Bowman*	3-6	0-2	2-2	2	8	1	3	19	
Robinson*	10-20	6-9	1-1	3	27	1	4	35	
Tava*	1-4	0-0	3-6	7	5	5	0	30	
Turner*	4-12	1-6	1-1	7	10	2	2	32	
Jeffers*	0-1	0-0	0-2	2	0	0	2	11	
Graves	0-2	0-1	0-0	1	0	1	1	21	
Owens	1-4	0-1	0-0	2	2	0	0	18	
Meznieks	0-1	0-0	0-0	0	0	0	2	3	
Reyes	1-1	0-0	0-0	4	2	0	1	18	
Chatman	0-5	0-3	0-0	4	0	0	1	13	
Totals	20-56	7-22	7-12	35	54	10	16	200	

RICHMOND 67									
NAME	FG	3FG	FT	R	TP	A	TO	MIN	
Cline*	10-17	1-3	2-3	10	23	1	2	34	
Wood*	1-4	0-2	0-0	2	2	0	2	18	
Johnson*	5-6	1-2	1-1	6	12	2	2	30	
Fore*	4-9	0-0	1-3	2	9	1	0	35	
Jones*	5-12	1-6	6-6	1	17	2	2	33	
Sherod	0-4	0-3	0-0	3	0	1	0	13	
Buckingham	0-0	0-0	2-2	6	2	1	2	24	
Golden	1-1	0-0	0-0	2	1	0	0	4	
Abakah	0-1	0-0	0-0	1	0	0	0	9	
Totals	26-54	3-16	12-15	34	67	9	12	200	

## GAME 7

SCORING	1st	2nd	-	Final
Dartmouth	33	37	-	70
Boston College	41	47	-	88

December 3, 2016 | Conte Forum | Chestnut Hill, MA

### GAME SUMMARY

**BC HIGHLIGHTS**

- Sophomore **Jerome Robinson** scored a game-high 27 points in the second game in a row. He was 10-for-16 from the field and 4-for-7 from long range.
- He also had four assists and three steals.
- Freshman **Ty Graves** scored 13 points off the bench, going 5-for-7 from the floor and connecting on all three 3-point attempts. He also had four assists.
- Sophomore **Jordan Chatman** chipped in with 12 points. Ten of his points came in the second half.

### TURNING POINT

Boston College led, 17-16, and then went on a 15-3 run over a six-minute span to build a 32-19 lead with 5:42 left in the first half.

### HOW IT HAPPENED

- Boston College started the game with an 11-4 run, but Dartmouth closed the gap by scoring six-straight a little later to make it 17-16 at the 12:01 mark.
- From there, the Eagles went on a 15-3 run over the next 6:19 to build a 32-19 lead with 5:42 left in the half.
- BC took a 41-33 lead into the locker room.
- The Eagles led, 65-56, with 11:44 left in the game and then scored 13 unanswered points over the next four minutes to extend the lead to 22 points.

### BOX SCORE

DARTMOUTH 70									
NAME	FG	3FG	FT	R	TP	A	TO	MIN	
Ngwundo*	0-2	0-0	2-2	0	2	0	1	14	
Boudreaux*	8-14	3-5	4-5	6	23	0	3	30	
Smith*	2-3	1-2	4-5	3	9	1	3	23	
Fleming*	0-5	0-5	0-0	1	0	6	1	29	
Wright*	5-10	2-4	0-0	6	12	2	3	31	
Emery	0-0	0-0	3-4	1	3	0	0	3	
Smith	0-1	0-1	0-0	0	0	0	2	7	
Carter	0-2	0-1	1-2	1	1	0	2	10	
Johnson	4-5	2-2	4-4	3	14	0	1	18	
Sistare	0-4	0-2	0-0	6	0	2	1	12	
Foye	0-1	0-1	0-0	0	0	0	0	2	
Barry	1-3	0-1	0-0	1	2	0	0	8	
Dickinson	2-4	0-0	0-0	3	4	0	1	13	
Totals	22-54	8-24	18-22	33	70	11	20	200	

BOSTON COLLEGE 88									
NAME	FG	3FG	FT	R	TP	A	TO	MIN	
Bowman*	3-4	0-0	0-0	4	6	3	2	20	
Robinson*	10-16	4-7	3-3	3	27	4	3	26	
Tava*	2-4	0-1	2-2	4	6	3	1	27	
Turner*	2-6	1-2	2-2	3	7	6	1	29	
Jeffers*	4-5	0-0	0-0	1	8	0	1	17	
Graves	5-7	3-3	0-0	2	13	4	1	22	
Owens	0-0	0-0	0-0	0	0	0	0	1	
Meznieks	0-2	0-2	0-0	0	0	0	1	3	
Reyes	2-2	0-0	0-0	4	4	2	0	16	
Gehan	0-2	0-1	0-0	0	0	0	0	2	
Sagay	2-6	1-2	0-2	1	5	0	2	15	
Chatman	4-7	2-3	2-2	2	12	1	0	22	
Totals	34-61	11-21	9-11	27	88	23	12	200	

## GAME 8

SCORING	1st	2nd	-	Final
Harvard	46	28	-	74
Boston College	30	36	-	66

December 7, 2016 | Conte Forum | Chestnut Hill, MA

### GAME SUMMARY

**BC HIGHLIGHTS**

- Sophomore **Jerome Robinson** scored a game-high 25 points and has averaged 26.3 points per game over the last three contests. Robinson also matched a career high with six assists.
- Robinson has scored 20 or more points in five of the last six games.
- Sophomore **A.J. Turner** recorded 13 points and a career-high eight rebounds.
- Senior **Garland Owens** chipped in with eight points and eight rebounds off the bench, both season highs.

### TURNING POINT

Harvard led, 10-8, with 14:53 left in the first half and then went on a 13-2 run to build a 23-10 advantage.

### HOW IT HAPPENED

- Harvard's **Chris Lewis** and **Seth Towns** scored nine of the Crimson's 13 points in that run which lasted 4:20.
- The Harvard lead reached as many as 18 points in the first half and it took a 46-30 lead into the break.
- Harvard shot 16-for-28 from the field in the first 20 minutes and was 10-for-10 from the free throw line.
- The Harvard lead was at 66-48, but Boston College went on a 15-3 run over the next seven minutes to make it a 69-63 game.
- That is as close as BC would get. Robinson and Turner scored all 15 points in that run.

### BOX SCORE

HARVARD 74									
NAME	FG	3FG	FT	R	TP	A	TO	MIN	
Chambers*	1-8	0-1	2-2	4	4	11	0	32	
Edosomwan*	2-4	0-0	2-2	6	6	0	2	16	
Bassey*	1-4	0-2	1-2	3	3	3	0	30	
Johnson*	1-4	0-1	0-0	2	2	0	1	24	
Towns*	7-11	3-4	1-2	4	18	2	7	30	
Lewis	9-12	0-0	4-4	5	22	0	1	24	
Aiken	4-8	2-4	6-6	2	16	3	1	28	
Miller	1-2	1-1	0-0	0	3	0	0	4	
Juzang	0-1	0-1	0-0	1	0	2	0	8	
Welsh	0-0	0-0	0-0	1	0	0	0	4	
Totals	26-54	6-14	16-18	31	74	21	14	200	

BOSTON COLLEGE 66									
NAME	FG	3FG	FT	R	TP	A	TO	MIN	
Bowman*	0-1	0-0	0-0	0	0	1	3	9	
Robinson*	10-23	3-8	2-4	2	25	6	2	40	
Tava*	3-5	0-0							

# GAME RECAPS

## GAME 9

SCORING	1st	2nd	-	Final
Hartford	27	38	-	65
Boston College	23	40	-	63

December 9, 2016 | Conte Forum | Chestnut Hill, MA

### GAME SUMMARY

### BOX SCORE

#### BC HIGHLIGHTS

- Sophomore **A.J. Turner** led the Eagles with 13 points and a career-high seven assists.
- Graduate student **Connor Tava** recorded 12 points and six rebounds.
- Graduate student **Mo Jeffers** posted eight points and eight rebounds.

#### TURNING POINT

Hartford's Jason Dunne hit a 3-pointer with 2.1 seconds left in the game to give the Hawks the 65-63 win.

#### HOW IT HAPPENED

- BC took a 14-4 lead with 14:14 left in the first half. Tava scored five of those points and the Eagles forced six turnovers in the stretch.
- Hartford finished the first half strong with nine unanswered points that gave the Hawks a 27-23 halftime lead.
- The Hawks continued their momentum in the second half as Dunne scored seven points in another 9-0 run, giving the Hawks a 41-30 lead with 15:08 left in the game.
- Boston College fought back and scored eight unanswered points to take a 57-56 lead with 2:32 to go.
- The game went down to the wire after that. Sophomore **Jerome Robinson** sank a jumper to give BC a 63-62 lead with 14 seconds left.
- Dunne responded with Hartford's game-winning 3-pointer with 2.1 seconds remaining.

#### HARTFORD 65

NAME	FG	3FG	FT	R	TP	A	TO	MIN
Dunne*	7-15	5-10	6-6	7	25	3	2	35
Ross*	4-11	2-5	6-6	6	16	2	0	34
Carroll*	1-2	0-0	0-0	2	2	1	4	11
Lynch*	4-10	2-6	0-0	2	10	4	2	34
Allia*	0-0	0-0	0-0	4	0	0	3	14
Wilkerson	1-1	0-0	2-2	3	4	0	2	19
Blagojevic	1-3	0-1	0-0	0	2	1	0	14
Ramirez	0-5	0-2	0-0	2	0	0	1	13
Hobbs	2-4	2-4	0-0	5	6	4	0	26
<b>Totals</b>	<b>20-51</b>	<b>11-28</b>	<b>14-14</b>	<b>37</b>	<b>65</b>	<b>15</b>	<b>18</b>	<b>200</b>

#### BOSTON COLLEGE 63

NAME	FG	3FG	FT	R	TP	A	TO	MIN
Robinson*	2-13	0-5	0-0	7	4	2	5	32
Tava*	3-7	0-0	6-7	6	12	3	0	28
Graves*	2-8	1-6	1-2	1	6	1	1	24
Turner*	5-9	2-5	1-2	3	13	7	1	38
Jeffers*	3-5	0-0	2-3	8	8	1	3	22
Bowman	1-2	1-1	0-0	3	3	0	1	9
Owens	2-5	0-0	0-0	4	4	3	0	12
Reyes	0-1	0-0	0-0	2	0	0	0	5
Popovic	1-3	0-0	3-4	2	5	0	0	8
Chatman	2-8	2-4	2-2	1	8	0	2	22
<b>Totals</b>	<b>21-61</b>	<b>6-21</b>	<b>15-20</b>	<b>38</b>	<b>63</b>	<b>17</b>	<b>13</b>	<b>200</b>

## GAME 10

SCORING	1st	2nd	-	Final
Auburn	39	32	-	71
Boston College	43	29	-	72

December 12, 2016 | Madison Square Garden | New York, NY

### GAME SUMMARY

### BOX SCORE

#### BC HIGHLIGHTS

- Sophomore **Jerome Robinson** recorded his first-career double-double with 23 points and 11 rebounds. He also had three steals.
- Freshman **Ky Bowman** scored a season-high 15 points, including eight in a personal 8-0 run in the first half to put BC up, 24-14.
- Sophomore **A.J. Turner** had 13 points and four assists.
- Freshman **Nik Popovic** had eight points and five rebounds off the bench.

#### TURNING POINT

Bowman drove the lane and missed a layup, but Popovic got the rebound and tipped it in with 0.2 left for the win.

#### HOW IT HAPPENED

- Boston College took a 43-39 lead into halftime.
- The Eagles' lead reached 50-42 before the first media timeout of the second half, but Auburn chipped away at the lead and it was 54-51 BC at the 12:40 mark.
- Auburn took its first lead of the game, 61-60, with 6:46 to go and then had a 69-65 with two minutes left.
- Bowman and Popovic hit consecutive buckets to tie it.
- Turner hit one of two free throws with 19 seconds left and then Auburn's Danjel Purify connected on a pair to give the Tigers a 71-70 lead, setting up Popovic's game-ending heroics.

#### AUBURN 71

NAME	FG	3FG	FT	R	TP	A	TO	MIN
Spencer*	3-6	0-0	1-3	4	7	0	1	24
Purify*	8-14	4-7	7-7	5	27	2	2	36
Harper*	2-10	1-6	0-1	2	5	3	0	25
Brown*	1-8	1-5	2-2	2	5	1	2	28
Heron*	3-9	0-2	9-10	7	15	1	5	29
Smith	0-1	0-0	0-0	3	0	0	2	16
Lang	2-3	2-3	0-0	1	6	1	2	17
McLemore	1-1	0-0	0-0	2	2	0	0	4
Johnson	2-8	0-2	0-0	3	4	1	2	21
<b>Totals</b>	<b>22-60</b>	<b>8-25</b>	<b>19-23</b>	<b>32</b>	<b>71</b>	<b>9</b>	<b>16</b>	<b>200</b>

#### BOSTON COLLEGE 72

NAME	FG	3FG	FT	R	TP	A	TO	MIN
Bowman*	5-10	3-5	2-5	2	15	2	2	32
Robinson*	8-18	1-4	6-9	11	23	1	8	38
Tava*	1-3	0-1	0-0	5	2	1	2	20
Turner*	5-10	2-5	1-3	4	13	4	4	35
Jeffers*	2-5	0-0	2-2	7	6	1	1	26
Graves	1-2	0-1	0-0	0	2	0	0	8
Owens	0-0	0-0	0-0	2	0	0	1	10
Reyes	0-0	0-0	0-0	0	0	0	0	1
Popovic	4-5	0-1	0-0	5	8	1	1	13
Chatman	1-8	1-5	0-0	3	3	2	3	17
<b>Totals</b>	<b>27-61</b>	<b>7-22</b>	<b>11-19</b>	<b>49</b>	<b>72</b>	<b>12</b>	<b>22</b>	<b>200</b>

## GAME 11

SCORING	1st	2nd	-	Final
Sacred Heart	30	45	-	75
Boston College	41	41	-	82

December 18, 2016 | Conte Forum | Chestnut Hill, MA

### GAME SUMMARY

### BOX SCORE

#### BC HIGHLIGHTS

- Sophomore **Jerome Robinson** recorded career highs with 32 points and five steals. He was 11-for-20 from the field and 9-for-11 from the foul line.
- Freshman **Ky Bowman** tallied 12 points, five rebounds and three assists.
- Sophomore **A.J. Turner** had 10 points, four rebounds and three assists.

#### TURNING POINT

Sophomore **Jordan Chatman** hit consecutive 3-pointers from the corner to build a 71-59 lead with 3:07 left in the game.

#### HOW IT HAPPENED

- Boston College forced nine turnovers in the first seven minutes and jumped out to a 21-12 lead thanks to an 11-4 run.
- Sacred Heart scored seven unanswered points over 1:22 to pull within 29-26, but BC responded with 10-straight of its own to build the lead back to 39-26 with two minutes left in the half. Robinson had seven of the points.
- The Eagles took a 41-30 lead into the break.
- Sacred Heart started the second half with a 16-2 run over the first eight minutes to take a 46-43 lead. Those 16 points went unanswered as BC scored the half's first bucket.
- Boston College scored seven-straight points to regain a 54-48 lead with 8:27 to play.
- With BC on top, 65-59, at the 3:49 mark, Chatman converted his consecutive 3-pointers to put the game out of reach.

#### SACRED HEART 75

NAME	FG	3FG	FT	R	TP	A	TO	MIN
Barnett*	3-3	0-0	0-2	8	6	1	1	19
Lopez*	6-11	0-0	4-8	9	16	1	2	28
Tucker*	0-2	0-2	1-2	2	1	4	6	22
McKnight*	10-18	1-4	15-18	5	36	3	4	39
Hoehn*	2-10	0-5	0-0	1	4	4	3	31
Radz	0-0	0-0	0-0	0	0	0	0	1
Walton	1-1	0-0	0-0	3	2	1	0	9
Montague	2-3	0-0	3-3	5	7	1	0	12
Robinson	1-7	1-5	0-0	6	3	2	0	28
Buovac	0-4	0-3	0-0	1	0	0	5	12
<b>Totals</b>	<b>25-59</b>	<b>2-19</b>	<b>23-33</b>	<b>45</b>	<b>75</b>	<b>17</b>	<b>21</b>	<b>200</b>

#### BOSTON COLLEGE 82

NAME	FG	3FG	FT	R	TP	A	TO	MIN
Bowman*	2-6	0-2	8-13	5	12	3	4	28
Robinson*	11-20	1-3	9-11	3	32	2	1	36
Tava*	2-6	0-1	2-3	6	6	4	4	29
Turner*	3-7	2-4	2-2	4	10	3	1	32
Jeffers*	2-5	0-0	1-2	5	5	1	2	18
Graves	0-3	0-1	0-0	0	0	0	2	7
Owens	1-2	0-1	0-1	5	2	1	0	11
Reyes	0-2	0-0	0-0	1	0	0	0	4
Popovic	2-5	0-2	3-8	5	7	2	1	16
Chatman	3-5	2-3	0-1	2	8	0	0	19
<b>Totals</b>	<b>26-61</b>	<b>5-17</b>	<b>25-41</b>	<b>39</b>	<b>82</b>	<b>16</b>	<b>15</b>	<b>200</b>

## GAME 12

SCORING	1st	2nd	-	Final
Fairfield	47	42	-	89
Boston College	37	46	-	83

December 21, 2016 | Mohegan Sun Arena | Uncasville, CT

### GAME SUMMARY

### BOX SCORE

#### BC HIGHLIGHTS

- Freshman **Ky Bowman** erupted for a season-high 33 points while adding eight rebounds, five assists and three steals.
- He was 13-for-21 from the field and 6-for-7 from the foul line.
- Sophomore **Jerome Robinson** added 21 points and five rebounds while also grabbing three steals.

#### TURNING POINT

After Boston College had cut its deficit down to 84-83, Fairfield's Amadou Sidibe converted a three-point play with 32 seconds left to seal the win.

#### HOW IT HAPPENED

- With the game tied, 27-27, Fairfield went on an 18-3 run over 4:27 to build a 45-30 lead with 2:00 left in the first half. The Stags led at the break, 47-37.
- Boston College scored seven-straight points to pull within 53-47, but Fairfield quickly pushed the lead back to 10 points.
- Still down 10, the Eagles went on a 13-5 run over 4:25 to cut their deficit down to 76-74 at the 5:00 mark.
- The Stags responded with seven unanswered to push the lead back to nine, but BC had a 7-0 run of its own to make it 83-81 with 1:56 left.
- An offensive rebound and put back by Bowman cut it to 84-83, but Fairfield scored the next five points to seal the win.

#### FAIRFIELD 89

NAME	FG	3FG	FT	R	TP	A	TO	MIN
Mlin*	0-0	0-0	2-2	1	2	0	0	9
Sidibe*	5-6	0-0	2-4	9	12	1	1	23
Segura*	3-7	0-1	2-3	4	8	6	4	40
Nelson*	5-13	2-9	8-10	3	20	5	3	35
Cobb*	8-15	4-7	0-0	3	20	4	3	40
Johnson	6-14	5-11	0-0	2	17	1	0	31
Kasibabu	3-4	0-0	4-6	8	10	2	4	22
<b>Totals</b>	<b>30-59</b>	<b>11-28</b>	<b>18-25</b>	<b>33</b>	<b>89</b>	<b>19</b>	<b>15</b>	<b>200</b>

#### BOSTON COLLEGE 83

NAME	FG	3FG	FT	R	TP	A	TO	MIN
Bowman*	13-21	1-4	6-7	8	33	5	2	39
Robinson*	9-16	2-4	1-6	5	21	1	4	35
Tava*	2-4	0-0	2-6	6	6	1	4	23
Turner*	2-8	1-1	0-0	5	5	4	0	31
Jeffers*	1-3	0-0	3-5	3	5	0	0	16
Owens	1-2	0-0	1-2	1	3	1	1	11
Reyes	0-0	0-0	0-0	1	0	0	0	1
Popovic	2-6	0-0	2-2	6	6	0	2	19
Chatman	2-4	0-2	0-0	3	4	1	3	26
<b>Totals</b>	<b>32-64</b>	<b>4-11</b>	<b>15-28</b>	<b>40</b>	<b>83</b>	<b>13</b>	<b>16</b>	<b>200</b>

# GAME RECAPS

## GAME 13

SCORING	1st	2nd	-	Final
Providence	29	38	-	67
Boston College	25	54	-	79

December 23, 2016 | Conte Forum | Chestnut Hill, MA

### GAME SUMMARY

### BOX SCORE

#### BC HIGHLIGHTS

- Sophomore **Jerome Robinson** led five players in double figures with 21 points. He also had a career-high eight assists.
- Freshman **Ky Bowman** scored all 16 points of his points in the second half and matched a season high with eight rebounds. He was a perfect 7-for-7 after halftime.
- Graduate student **Mo Jeffers** had a season-high 13 points to go along with eight rebounds.
- Sophomore **A.J. Turner** finished with 12 points and six assists.
- Sophomore **Jordan Chatman** chipped in with 11 points off the bench, hitting three 3-pointers.

#### TURNING POINT

Boston College went on a 25-2 run in which it hit eight-straight shots to build a 70-50 lead with 4:13 left in the game.

#### HOW IT HAPPENED

- Boston College had a 22-16 lead, but Providence scored 10 unanswered points to take a 26-22 advantage with 2:20 left in the first half.
- The Friars took a 29-25 lead into the locker room.
- Providence led 48-45, but BC got hot and went on a 25-2 run over a span of 6:28 to build a 70-50 lead. The Eagles hit eight-straight shots in the run, including five 3-pointers.
- Providence applied some pressure and responded with 14 unanswered points of its own in the next 1:25 to cut its deficit to six points, but the Eagles scored the next seven to seal the win.

PROVIDENCE 67										
NAME	FG	3FG	FT	R	TP	A	TO	MIN		
Bullock*	7-18	2-7	7-7	6	23	1	3	37		
Holt*	7-14	0-2	2-2	11	16	1	3	32		
Lindsey*	3-6	1-4	1-1	1	8	1	2	36		
Cartwright*	4-11	1-3	0-0	5	9	5	3	31		
Jackson*	2-6	0-2	0-0	2	4	2	0	18		
White	1-3	0-2	0-0	1	2	4	2	14		
Diallo	0-1	0-1	0-0	0	0	1	1	12		
Young	1-3	0-1	0-1	6	2	0	0	8		
Fazekas	1-2	1-2	0-0	0	3	0	0	12		
Totals	26-64	5-24	10-11	35	67	15	14	200		
BOSTON COLLEGE 79										
NAME	FG	3FG	FT	R	TP	A	TO	MIN		
Bowman*	7-8	2-3	0-2	8	16	1	4	31		
Robinson*	7-14	4-6	3-6	5	21	8	8	39		
Tava*	0-5	0-1	0-0	5	0	2	2	24		
Turner*	4-9	2-6	2-2	2	12	6	1	37		
Jeffers*	6-8	0-0	1-3	8	13	1	0	28		
Owens	0-2	0-0	0-0	1	0	0	0	6		
Popovic	3-5	0-0	0-0	1	6	0	0	10		
Chatman	3-6	3-5	2-2	4	11	1	3	25		
Totals	30-57	11-21	8-15	36	79	19	18	200		

## GAME 14

SCORING	1st	2nd	-	Final
Syracuse	33	48	-	81
Boston College	44	52	-	96

January 1, 2017 | Conte Forum | Chestnut Hill, MA

### GAME SUMMARY

### BOX SCORE

#### BC HIGHLIGHTS

- Freshman **Ky Bowman** recorded 30 points, a season-high nine assists and five rebounds. He was 7-for-8 from the 3-point line.
- Sophomore **Jerome Robinson** posted 22 points and was 9-for-12 from the field.
- Sophomore **A.J. Turner** scored a career-high 16 points while adding six assists with no turnovers.
- Graduate student **Connor Tava** had nine points, 10 rebounds and a season-high seven assists.
- Freshman **Nik Popovic** chipped in with 11 points and six rebounds off the bench.
- Boston College set a new Conte Forum record with 16 3-pointers.

#### TURNING POINT

Boston College went on a 12-4 run to take a 22-14 lead with 11:11 left in the first half and led the rest of the way.

#### HOW IT HAPPENED

- Bowman led BC's offense early, scoring 10 points as the Eagles took a 22-14 lead with 11:11 left in the first half.
- Popovic scored two baskets on a 7-2 BC stretch that gave the Eagles a 39-26 lead with 3:24 left in the opening half.
- BC entered halftime with a 44-33 lead.
- Bowman's hot shooting continued in the second half. He made two 3-pointers on an 8-0 BC run that gave the Eagles a 59-41 lead.
- The lead reached as many as 22 points in the second half.

SYRACUSE 81												
NAME	FG	3FG	FT	R	TP	A	TO	MIN				
Thompson*	5-13	0-1	4-8	3	14	0	1	28				
Lydon*	4-10	1-3	8-9	12	17	0	0	39				
Howard*	1-6	0-2	1-2	3	3	3	3	17				
White III*	7-15	4-7	4-4	6	22	1	3	38				
Battle*	3-6	1-3	0-0	4	7	4	1	26				
Gillon	2-10	0-4	3-4	0	7	3	1	26				
Autry	0-0	0-0	0-0	0	0	0	0	1				
Roberson	4-7	0-0	3-3	10	11	1	1	22				
Belbey	0-0	0-0	0-0	0	0	0	0	1				
Akintolobi-Adedeji	0-1	0-0	0-0	0	0	0	0	1				
Featherston	0-0	0-0	0-0	0	0	0	0	1				
Totals	26-68	6-20	23-30	41	81	12	10	20				

BOSTON COLLEGE 96												
NAME	FG	3FG	FT	R	TP	A	TO	MIN				
Bowman*	11-17	7-8	1-2	5	30	9	3	34				
Robinson*	9-12	3-4	1-3	1	22	4	3	35				
Tava*	2-3	0-0	5-7	10	9	7	3	37				
Turner*	6-9	4-7	0-1	2	16	6	0	36				
Jeffers*	1-5	0-0	0-0	5	2	0	2	16				
Owens	0-1	0-1	0-0	0	0	0	0	1				
Meznieski	0-0	0-0	0-0	0	0	0	0	1				
Reyes	0-0	0-0	0-0	0	0	0	0	1				
Ghebremichael	0-0	0-0	0-0	0	0	0	0	1				
Gehan	0-0	0-0	0-0	0	0	0	0	1				
Popovic	5-10	0-1	1-4	6	11	2	0	25				
Chatman	2-6	2-5	0-0	2	6	0	1	14				
Totals	36-63	16-26	8-17	36	96	28	13	200				

## GAME 15

SCORING	1st	2nd	-	Final
Boston College	37	29	-	66
Wake Forest	35	44	-	79

January 3, 2017 | Lawrence Joel Veterans Memorial Coliseum | Winston-Salem, N.C.

### GAME SUMMARY

### BOX SCORE

#### BC HIGHLIGHTS

- Sophomore **Jerome Robinson** scored a game-high 20 points while adding six rebounds.
- Freshman **Ky Bowman** recorded 14 points, six rebounds and four assists.
- Sophomore **A.J. Turner** posted 11 points.

#### TURNING POINT

Wake Forest scored 14 unanswered points over a span of 3:40 to take a 56-45 lead with 10 minutes left in the game.

#### HOW IT HAPPENED

- Both teams held a lead of five points in the first half and it was tight for the first 20 minutes with nine lead changes. Boston College took a 37-35 lead into the locker room as Robinson hit a jumper for the final points of the half.
- Wake Forest made the first and only run of the game, scoring 14-straight points to take a 56-45 lead midway through the second half.
- That sparked a 24-5 run that brought the lead to 66-50. The Wake Forest lead was double digits the rest of the way.

BOSTON COLLEGE 66										
NAME	FG	3FG	FT	R	TP	A	TO	MIN		
Bowman*	3-15	1-8	7-8	6	14	4	2	36		
Robinson*	6-14	1-5	7-9	6	20	2	2	32		
Tava*	2-5	0-2	0-0	5	4	4	2	34		
Turner*	4-10	2-7	1-2	2	11	2	0	37		
Jeffers*	0-0	0-0	1-2	1	1	1	0	8		
Owens	0-1	0-1	0-0	0	0	0	0	5		
Reyes	1-1	0-0	0-0	0	2	0	0	5		
Popovic	4-5	0-0	1-1	4	9	0	2	17		
Chatman	1-7	1-7	2-2	2	5	1	0	26		
Totals	21-58	5-30	19-24	29	66	14	8	200		
WAKE FOREST 79										
NAME	FG	3FG	FT	R	TP	A	TO	MIN		
Collins*	6-11	0-0	5-7	7	17	2	3	25		
Arians*	4-5	1-2	3-4	5	12	3	1	23		
Mitoglou*	6-8	0-0	3-4	7	15	2	1	22		
Woods*	1-7	0-2	3-4	8	5	3	2	31		
Crawford*	3-12	2-6	3-4	5	11	7	1	33		
Childress	3-4	2-2	0-0	3	8	1	4	20		
Moore	2-3	0-0	0-0	1	4	0	0	4		
Wilbekin	2-7	1-3	2-2	2	7	1	0	32		
McClinton	0-0	0-0	0-0	1	0	0	0	10		
Totals	27-57	6-15	19-25	41	79	19	12	200		

## GAME 16

SCORING	1st	2nd	-	Final
Boston College	34	48	-	82
#8/8 Duke	53	40	-	93

January 7, 2017 | Cameron Indoor Stadium | Durham, N.C.

### GAME SUMMARY

### BOX SCORE

#### BC HIGHLIGHTS

- Sophomore **Jerome Robinson** scored a team-high 21 points, including 19 in the second half. He was 8-for-12 from the field after halftime.
- Freshman **Ky Bowman** recorded 19 points, four assists and three steals.
- Sophomore **A.J. Turner** notched 13 points, six rebounds and five assists. He was 5-for-9 from the field.
- Graduate student **Mo Jeffers** posted eight points and 12 rebounds.

#### TURNING POINT

Boston College held a one-point lead until Duke went on a 20-2 run in the first half to give the Blue Devils a 33-16 lead. Duke led the rest of the way.

#### HOW IT HAPPENED

- Duke scored nine unanswered points to take a 22-14 lead at the 11:43 mark of the first half.
- That ignited a 20-2 Blue Devil run that spanned 4:31 to give the home team a 33-16 lead with 8:54 left in the half.
- Duke led at the break 53-34.
- Boston College scored 11 unanswered points over 3:07 to cut its deficit to 79-71 with 4:51 to play. Bowman had five of the points in the run.
- BC cut it down to 88-82 with 46 seconds left, but Duke scored the final five points to seal the win.

BOSTON COLLEGE 82												
NAME	FG	3FG	FT	R	TP	A	TO	MIN				
Bowman*	8-15	0-3	3-5	3	19	4	5	36				
Robinson*	8-18	1-3	4-4	2	21	0	5	32				
Tava*	2-3	0-0	2-4	4	6	1	4	25				
Turner*	5-9	1-4	2-2	6	13	5	1	35				
Jeffers*	3-4	0-0	2-2	12	8	1	2	29				
Owens	1-1	0-0	0-0	3	2	1	1	9				
Popovic	1-5	0-0	2-2	4	4	0	1	9				
Chatman	4-7	1-4	0-0	0	9	0	2	25				
Totals	32-62	3-14	15-19	36	82	12	21	200				

#8/8 DUKE 93												
NAME	FG	3FG	FT	R	TP	A	TO	MIN				
Tatum*	6-9	1-2	9-10	6	22	3	5	30				
Giles*	5-8	0-0	2-3	5	12	1	1	24				
Jefferson*	5-7	0-0	1-2	2	11	2	0	13				
Allen*	5-9	2-6	0-2	5	12	11	5	37				
Kennard*	2-6	1-2	4-5	4	9	1	0	28				
Jones	4-7	2-5	0-0	2	10	2	3	36				
Jackson	4-9	2-6	5-8	3	15	0	1	25				
Bolden	0-1	0-0	2-2	0	2	0	1	7				
Totals	31-56	8-21	23-32	27	93	20	16	200				

# GAME RECAPS

## GAME 17

SCORING	1st	2nd	-	Final
NC State	32	34	-	66
Boston College	34	40	-	74

January 11, 2017 | Conte Forum | Chestnut Hill, MA

### GAME SUMMARY

### BOX SCORE

#### BC HIGHLIGHTS

- Sophomore **Jerome Robinson** recorded 26 points and five assists.
- Freshman **Ky Bowman** added 19 points and seven rebounds.
- Graduate student **Connor Tava** matched a season high with 13 points and added six boards.
- Sophomore **A.J. Turner** posted 10 points, all in the second half.

#### TURNING POINT

Bowman put down a fast-break dunk that gave Boston College a 65-59 lead with 5:03 left in the game. The freshman's dunk came in the middle of a 10-3 run that put BC ahead, 68-59, with 4:09 remaining.

#### HOW IT HAPPENED

- Bowman converted two quick 3-pointers to spark a game-opening 8-2 run in the first 1:36.
- NC State scored seven unanswered points to take a 12-10 lead with 12:25 remaining in the first half.
- The Wolfpack held a 29-24 lead with 4:40 to play in the half, but BC closed it out by scoring six of the last seven points to take a 34-32 lead at half.
- BC generated a 7-1 run, capped by a Robinson jumper that gave the Eagles a 57-53 lead with 9:02 left in the game.
- The Eagles stretched their lead to 63-56 at the 6:21 mark with six-straight points.
- The Wolfpack cut BC's lead to 70-66 in the final minute, but Tava's and Turner's late free throws clinched the victory.

#### NC STATE 66

NAME	FG	3FG	FT	R	TP	A	TO	MIN
Abu*	4-10	0-0	0-0	11	8	1	4	32
Henderson*	4-9	2-6	4-4	1	14	2	3	29
Smith, Jr.*	4-9	1-4	6-10	3	15	3	2	33
Yurtseven*	2-8	0-1	0-0	2	4	1	0	16
Rowan*	3-5	2-3	0-0	0	8	1	3	26
Dorn	1-3	0-1	0-0	3	2	0	2	11
Johnson	2-6	0-2	1-2	3	5	4	1	26
Anyia	3-3	0-0	2-2	1	8	0	2	19
Kapita	1-1	0-0	0-0	2	2	0	0	8
Totals	24-54	5-17	13-18	31	66	12	17	200

#### BOSTON COLLEGE 74

NAME	FG	3FG	FT	R	TP	A	TO	MIN
Bowman*	6-10	3-5	4-4	7	19	1	2	33
Robinson*	10-18	1-2	5-6	4	26	5	4	39
Tava*	5-8	1-3	2-2	6	13	2	1	33
Turner*	2-7	1-2	5-5	4	10	0	0	39
Jeffers*	0-3	0-0	2-2	2	2	1	3	17
Owens	0-0	0-0	0-0	2	0	2	0	8
Reyes	0-0	0-0	0-0	0	0	1	1	4
Popovic	1-5	0-2	0-0	2	2	0	1	14
Chatman	1-3	0-0	0-0	1	2	0	1	13
Totals	25-54	6-14	18-19	30	74	11	14	200

## GAME 18

SCORING	1st	2nd	-	Final
Boston College	22	31	-	53
Syracuse	35	41	-	76

January 14, 2017 | Carrier Dome | Syracuse, N.Y.

### GAME SUMMARY

### BOX SCORE

#### BC HIGHLIGHTS

- Freshman **Nik Popovic** was the only Boston College player in double figures, matching a season high with 13 points. He was 5-for-8 from the field. He also had a season-high seven rebounds.
- Graduate student **Connor Tava** posted seven points and eight rebounds.
- Sophomore **Jerome Robinson** had nine points and five assists.

#### TURNING POINT

Syracuse used a 14-2 run in the first half to build a 26-15 lead. The Orange led the rest of the way.

#### HOW IT HAPPENED

- Syracuse went on the first extended run of the game, a 14-2 one over eight minutes to take a 26-15 lead at the 4:11 mark.
- That led to a 22-9 scoring stretch that lasted the final 12 minutes of the half to give the Orange a 35-22 halftime lead.
- Syracuse scored the first six points after the half to push the lead to 41-22. The lead was 14 or more points the rest of the game.

#### BOSTON COLLEGE 53

NAME	FG	3FG	FT	R	TP	A	TO	MIN
Bowman*	1-9	1-6	0-0	7	3	1	6	28
Robinson*	3-11	1-5	2-2	3	9	5	3	36
Tava*	3-3	1-1	0-0	8	7	2	5	33
Turner*	2-3	2-3	0-0	3	6	0	1	30
Jeffers*	2-7	0-0	1-1	4	5	0	3	13
Owens	0-0	0-0	0-0	2	0	0	1	4
Reyes	1-1	0-0	0-1	0	2	0	0	2
Popovic	5-8	1-2	2-4	7	13	1	1	27
Sagay	0-1	0-0	0-0	0	0	0	0	2
Chatman	2-5	2-5	2-3	1	8	2	0	25
Totals	19-48	8-22	7-11	35	53	11	20	200

#### SYRACUSE 76

NAME	FG	3FG	FT	R	TP	A	TO	MIN
White III*	4-11	2-6	3-4	2	13	1	0	34
Lydon*	6-10	0-2	4-4	6	16	1	2	33
Thompson*	5-9	0-1	0-0	3	10	1	1	21
Gillon*	1-6	0-3	2-2	3	4	6	1	26
Battle*	7-13	3-6	4-5	1	21	2	1	33
Howard	1-2	0-1	2-2	2	4	3	1	16
Sutton	0-1	0-1	0-0	0	0	0	1	2
Aufry	0-1	0-0	0-2	0	0	0	0	2
Roberson	2-4	0-0	2-2	6	6	1	0	27
Belbey	0-0	0-0	0-0	0	0	0	0	2
Akinlobi-Adeyeye	0-0	0-0	0-0	0	0	0	0	2
Feldman	1-1	0-0	0-0	0	2	0	0	2
Totals	27-58	5-20	17-19	29	76	15	6	200

## GAME 19

SCORING	1st	2nd	-	Final
#16/16 Virginia	42	29	-	71
Boston College	25	29	-	54

January 18, 2017 | Conte Forum | Chestnut Hill, MA

### GAME SUMMARY

### BOX SCORE

#### BC HIGHLIGHTS

- Graduate student **Connor Tava** recorded his sixth-career double-double with 12 points and 11 rebounds. His 11 rebounds were a season high.
- Sophomore **Jordan Chatman** scored a career and game-high 16 points off the bench. He was 6-for-9 from the field.

#### TURNING POINT

With the score tied early, Virginia went on a 15-0 run to take a 23-8 lead that it would never relinquish.

#### HOW IT HAPPENED

- Virginia scored 15 unanswered points over a span of 3:23 to build a 23-8 lead midway through the first half.
- The lead reached as many as 19 points and the Cavaliers took a 42-25 lead into the locker room.
- Boston College opened the second half by scoring seven of the first nine points to cut its deficit to 12, but Virginia responded with a 14-2 run to push it back to 58-34 with 11:35 to play.
- The Cavalier lead was at least 15 points the rest of the way.

#### VIRGINIA 71

NAME	FG	3FG	FT	R	TP	A	TO	MIN
Hall*	5-6	2-2	1-1	2	13	6	0	25
Shayok*	2-5	0-0	2-2	0	6	1	2	18
Wilkins*	4-7	0-0	3-3	9	11	0	0	25
Perrantes*	3-9	0-2	0-2	1	6	4	1	20
Salt*	1-2	0-0	0-0	3	2	0	0	18
Bartley	0-0	0-0	0-0	0	0	0	0	1
Guy	3-5	1-2	1-3	4	8	1	0	25
Gross Jr.	0-0	0-0	0-0	0	0	0	0	1
Jerome	2-4	0-0	1-2	2	5	5	1	23
Diakite	1-2	0-0	2-5	2	4	0	0	9
Reuter	2-5	0-0	0-0	3	4	1	1	15
Thompson	4-7	2-4	2-2	0	12	4	0	20
Totals	27-52	5-10	12-20	27	71	22	5	200

#### BOSTON COLLEGE 54

NAME	FG	3FG	FT	R	TP	A	TO	MIN
Bowman*	3-6	1-4	0-0	6	7	5	4	33
Robinson*	4-14	0-3	1-2	1	9	0	4	31
Tava*	3-9	1-4	5-5	11	12	3	5	33
Turner*	1-6	1-5	0-0	2	3	0	0	30
Jeffers*	0-2	0-0	1-2	5	1	0	0	17
Owens	0-0	0-0	0-0	0	0	0	1	1
Reyes	0-1	0-0	0-0	0	0	0	0	1
Popovic	3-5	0-0	0-0	8	6	1	1	19
Sagay	0-0	0-0	0-0	0	0	1	1	1
Chatman	6-9	2-4	2-2	1	16	0	0	33
Totals	20-52	5-20	9-11	36	54	9	16	200

## GAME 20

SCORING	1st	2nd	-	Final
#9/9 North Carolina	34	56	-	90
Boston College	33	49	-	82

January 21, 2017 | Conte Forum | Chestnut Hill, MA

### GAME SUMMARY

### BOX SCORE

#### BC HIGHLIGHTS

- Freshman **Ky Bowman** matched a season high with 33 points, going 13-for-19 from the field and 7-for-9 from 3-point land.
- He is one of two freshmen in the country to score 30 points in three different games this season.
- Washington's Markelle Fultz is the other player to do it.
- Sophomore **Jerome Robinson** tallied 18 points with 13 of them coming in the second half.

#### TURNING POINT

North Carolina scored five-straight points to stretch its lead to 66-59 with 6:56 left to play.

#### HOW IT HAPPENED

- North Carolina made the first run of the game when it rattled off eight-straight points to build a 27-17 lead with 6:18 left in the first half.
- Boston College responded with 10 unanswered points – all scored by Bowman – over the next 2:31 to tie it at 27-27. Bowman hit a pair of 3-pointers and capped the streak with a steal and breakaway dunk.
- The Tar Heels took a 34-33 lead into halftime.
- North Carolina was up by two before scoring five-straight points to build a 66-59 lead at the 6:56 mark.
- The Tar Heel lead was at least three points the rest of the way.

#### NORTH CAROLINA 90

NAME	FG	3FG	FT	R	TP	A	TO	MIN
Berry II*	3-9	2-4	1-2	0	9	0	2	35
Meeks*	9-16	0-0	2-2	9	20	1	0	25
Hicks*	4-5	0-0	6-7	5	14	4	3	19
Williams*	1-4	0-1	2-2	4	4	3	1	19
Jackson*	6-16	3-6	7-8	4	22	2	1	31
Britt	1-2	0-0	0-0	2	1	1	1	14
Pinson	3-3	0-0	5-6	5	11	3	0	23
Bradley	2-3	0-0	1-2	6	5	0	2	11
Robinson	0-0	0-0	0-0	1	0	0	0	2
Woods	0-2	0-1	0-0	0	0	2	1	7
Maye	1-4	1-2	0-0	5	3	1	1	14
Totals	30-64	6-14	24-29	43	90	17	12	200

#### BOSTON COLLEGE 82

NAME	FG	3FG	FT	R	TP	A	TO	MIN
Bowman*	13-19	7-9	0-1	3	33	4	8	37
Robinson*	7-21	2-7	2-3	3	18	3	2	31
Tava*	3-4	0-1	0-0	4	6	0	1	25
Turner*	2-6	1-5	2-2	2	7	5	1	33
Jeffers*	3-5	0-0	0-0	5	6	0	1	27
Owens	0-1	0-1	0-0	5	0	1	1	16
Popovic	2-4	0-0	0-0	3	4	0	1	13
Chatman	2-8	2-4	2-2	4	8	2	0	18
Totals	32-68	12-27	6-7	31	82	15	15	200



# GAME RECAPS

<b>GAME 21</b>	SCORING	1st	2nd	-	Final
	Boston College	22	55	-	77
	Miami	30	48	-	78
	January 25, 2017   Watsco Center   Miami, FL				

GAME SUMMARY	BOX SCORE																																																																																										
<b>BC HIGHLIGHTS</b>	<b>BOSTON COLLEGE 77</b>																																																																																										
<ul style="list-style-type: none"> <li>Sophomore <b>Jerome Robinson</b> finished with a game-high 27 points with 21 of them coming in the second half.</li> <li>Sophomore <b>A.J. Turner</b> posted 15 points and four rebounds. He scored 12 points after halftime.</li> <li>Freshman <b>Ky Bowman</b> finished with 10 points and six rebounds.</li> </ul>	<table border="1"> <thead> <tr> <th>NAME</th> <th>FG</th> <th>3FG</th> <th>FT</th> <th>R</th> <th>TP</th> <th>A</th> <th>TO</th> <th>MIN</th> </tr> </thead> <tbody> <tr><td>Bowman*</td><td>3-8</td><td>2-4</td><td>2-4</td><td>6</td><td>10</td><td>3</td><td>3</td><td>39</td></tr> <tr><td>Robinson*</td><td>9-18</td><td>2-6</td><td>7-9</td><td>3</td><td>27</td><td>6</td><td>4</td><td>35</td></tr> <tr><td>Tava*</td><td>2-4</td><td>0-2</td><td>0-0</td><td>2</td><td>4</td><td>3</td><td>1</td><td>28</td></tr> <tr><td>Turner*</td><td>6-11</td><td>3-6</td><td>0-0</td><td>4</td><td>15</td><td>2</td><td>0</td><td>37</td></tr> <tr><td>Jeffers*</td><td>4-8</td><td>0-0</td><td>1-2</td><td>9</td><td>9</td><td>1</td><td>1</td><td>25</td></tr> <tr><td>Popovic</td><td>3-6</td><td>0-0</td><td>0-0</td><td>2</td><td>6</td><td>0</td><td>0</td><td>13</td></tr> <tr><td>Chatman</td><td>2-7</td><td>2-5</td><td>0-0</td><td>4</td><td>6</td><td>1</td><td>3</td><td>23</td></tr> <tr><td>Totals</td><td>29-62</td><td>9-23</td><td>10-15</td><td>33</td><td>77</td><td>16</td><td>12</td><td>200</td></tr> </tbody> </table>	NAME	FG	3FG	FT	R	TP	A	TO	MIN	Bowman*	3-8	2-4	2-4	6	10	3	3	39	Robinson*	9-18	2-6	7-9	3	27	6	4	35	Tava*	2-4	0-2	0-0	2	4	3	1	28	Turner*	6-11	3-6	0-0	4	15	2	0	37	Jeffers*	4-8	0-0	1-2	9	9	1	1	25	Popovic	3-6	0-0	0-0	2	6	0	0	13	Chatman	2-7	2-5	0-0	4	6	1	3	23	Totals	29-62	9-23	10-15	33	77	16	12	200									
NAME	FG	3FG	FT	R	TP	A	TO	MIN																																																																																			
Bowman*	3-8	2-4	2-4	6	10	3	3	39																																																																																			
Robinson*	9-18	2-6	7-9	3	27	6	4	35																																																																																			
Tava*	2-4	0-2	0-0	2	4	3	1	28																																																																																			
Turner*	6-11	3-6	0-0	4	15	2	0	37																																																																																			
Jeffers*	4-8	0-0	1-2	9	9	1	1	25																																																																																			
Popovic	3-6	0-0	0-0	2	6	0	0	13																																																																																			
Chatman	2-7	2-5	0-0	4	6	1	3	23																																																																																			
Totals	29-62	9-23	10-15	33	77	16	12	200																																																																																			
<b>TURNING POINT</b>	<b>MIAMI 78</b>																																																																																										
Two five-minute stretches in the first half - and second half - helped propel the host Hurricanes to a 78-77 victory over the visiting Eagles.	<table border="1"> <thead> <tr> <th>NAME</th> <th>FG</th> <th>3FG</th> <th>FT</th> <th>R</th> <th>TP</th> <th>A</th> <th>TO</th> <th>MIN</th> </tr> </thead> <tbody> <tr><td>Murphy*</td><td>2-5</td><td>0-0</td><td>4-4</td><td>7</td><td>8</td><td>0</td><td>2</td><td>33</td></tr> <tr><td>Newton*</td><td>8-13</td><td>0-1</td><td>7-7</td><td>5</td><td>23</td><td>2</td><td>5</td><td>32</td></tr> <tr><td>Lawrence*</td><td>2-5</td><td>2-4</td><td>1-2</td><td>6</td><td>7</td><td>1</td><td>3</td><td>30</td></tr> <tr><td>Reed*</td><td>6-10</td><td>2-5</td><td>3-3</td><td>3</td><td>17</td><td>4</td><td>4</td><td>37</td></tr> <tr><td>Brown*</td><td>4-8</td><td>1-2</td><td>3-7</td><td>6</td><td>12</td><td>4</td><td>0</td><td>35</td></tr> <tr><td>Vasiljevic</td><td>1-6</td><td>1-6</td><td>0-0</td><td>1</td><td>3</td><td>0</td><td>0</td><td>16</td></tr> <tr><td>Izuello</td><td>0-2</td><td>0-0</td><td>0-0</td><td>2</td><td>0</td><td>0</td><td>0</td><td>6</td></tr> <tr><td>Huell</td><td>4-5</td><td>0-0</td><td>0-1</td><td>3</td><td>8</td><td>1</td><td>1</td><td>11</td></tr> <tr><td>Totals</td><td>27-54</td><td>6-18</td><td>18-24</td><td>35</td><td>78</td><td>12</td><td>15</td><td>200</td></tr> </tbody> </table>	NAME	FG	3FG	FT	R	TP	A	TO	MIN	Murphy*	2-5	0-0	4-4	7	8	0	2	33	Newton*	8-13	0-1	7-7	5	23	2	5	32	Lawrence*	2-5	2-4	1-2	6	7	1	3	30	Reed*	6-10	2-5	3-3	3	17	4	4	37	Brown*	4-8	1-2	3-7	6	12	4	0	35	Vasiljevic	1-6	1-6	0-0	1	3	0	0	16	Izuello	0-2	0-0	0-0	2	0	0	0	6	Huell	4-5	0-0	0-1	3	8	1	1	11	Totals	27-54	6-18	18-24	35	78	12	15	200
NAME	FG	3FG	FT	R	TP	A	TO	MIN																																																																																			
Murphy*	2-5	0-0	4-4	7	8	0	2	33																																																																																			
Newton*	8-13	0-1	7-7	5	23	2	5	32																																																																																			
Lawrence*	2-5	2-4	1-2	6	7	1	3	30																																																																																			
Reed*	6-10	2-5	3-3	3	17	4	4	37																																																																																			
Brown*	4-8	1-2	3-7	6	12	4	0	35																																																																																			
Vasiljevic	1-6	1-6	0-0	1	3	0	0	16																																																																																			
Izuello	0-2	0-0	0-0	2	0	0	0	6																																																																																			
Huell	4-5	0-0	0-1	3	8	1	1	11																																																																																			
Totals	27-54	6-18	18-24	35	78	12	15	200																																																																																			
<b>HOW IT HAPPENED</b>																																																																																											
<ul style="list-style-type: none"> <li>Miami used a 17-4 run that lasted 6:42 to build a 28-13 lead with 6:05 left in the first half.</li> <li>Boston College finished the half by scoring nine of the last 11 points to cut its halftime deficit to 30-22.</li> <li>With the Hurricanes on top, 47-42, they went on a 12-2 run to make it a 61-44 lead with 8:52 remaining.</li> <li>BC responded with a 25-11 run in next 7:28 to cut the deficit to 72-69 with 54 seconds left.</li> <li>Miami went 18-of-24 from the foul line as the Eagles closed the lead to two in the closing seconds, but Miami iced the contest with a pair of free throws from Bruce Brown with four seconds remaining.</li> <li>Robinson hit a 3-pointer as time expired but it was not enough as the Hurricanes escaped with a 78-77 victory.</li> </ul>																																																																																											

<b>GAME 22</b>	SCORING	1st	2nd	-	Final
	Boston College	36	43	-	79
	Virginia Tech	47	38	-	85
	January 29, 2017   Cassell Coliseum   Blacksburg, VA				

GAME SUMMARY	BOX SCORE																																																																																										
<b>BC HIGHLIGHTS</b>	<b>BOSTON COLLEGE 79</b>																																																																																										
<ul style="list-style-type: none"> <li>Sophomore <b>Jordan Chatman</b> tied a Boston College record with nine 3-pointers, going 9-for-11 from long range and 10-for-12 from the field for 30 points.</li> <li>Chatman tied Dana Barros' record which he attained on January 7, 1989 at Pittsburgh.</li> <li>His nine 3-pointers are the third-most in ACC history and the most ever allowed by Virginia Tech.</li> <li>Chatman's .818 percentage from deep is the best in ACC history for a player that has hit at least nine 3-pointers (15 players).</li> <li>Freshman <b>Ky Bowman</b> recorded his first-career double-double with 17 points and 10 rebounds. He also had four assists.</li> </ul>	<table border="1"> <thead> <tr> <th>NAME</th> <th>FG</th> <th>3FG</th> <th>FT</th> <th>R</th> <th>TP</th> <th>A</th> <th>TO</th> <th>MIN</th> </tr> </thead> <tbody> <tr><td>Bowman*</td><td>5-18</td><td>2-9</td><td>5-9</td><td>10</td><td>17</td><td>4</td><td>2</td><td>39</td></tr> <tr><td>Robinson*</td><td>7-15</td><td>0-4</td><td>3-3</td><td>3</td><td>17</td><td>1</td><td>1</td><td>26</td></tr> <tr><td>Tava*</td><td>0-3</td><td>0-1</td><td>2-2</td><td>1</td><td>2</td><td>3</td><td>4</td><td>29</td></tr> <tr><td>Turner*</td><td>1-6</td><td>1-4</td><td>1-3</td><td>4</td><td>4</td><td>0</td><td>1</td><td>25</td></tr> <tr><td>Jeffers*</td><td>3-3</td><td>0-0</td><td>1-1</td><td>9</td><td>7</td><td>1</td><td>1</td><td>26</td></tr> <tr><td>Owens</td><td>0-0</td><td>0-0</td><td>0-0</td><td>3</td><td>0</td><td>1</td><td>3</td><td>7</td></tr> <tr><td>Popovic</td><td>1-4</td><td>0-0</td><td>0-0</td><td>2</td><td>2</td><td>2</td><td>0</td><td>12</td></tr> <tr><td>Chatman</td><td>10-12</td><td>9-11</td><td>1-1</td><td>0</td><td>30</td><td>1</td><td>0</td><td>36</td></tr> <tr><td>Totals</td><td>27-61</td><td>12-29</td><td>13-19</td><td>35</td><td>79</td><td>13</td><td>12</td><td>200</td></tr> </tbody> </table>	NAME	FG	3FG	FT	R	TP	A	TO	MIN	Bowman*	5-18	2-9	5-9	10	17	4	2	39	Robinson*	7-15	0-4	3-3	3	17	1	1	26	Tava*	0-3	0-1	2-2	1	2	3	4	29	Turner*	1-6	1-4	1-3	4	4	0	1	25	Jeffers*	3-3	0-0	1-1	9	7	1	1	26	Owens	0-0	0-0	0-0	3	0	1	3	7	Popovic	1-4	0-0	0-0	2	2	2	0	12	Chatman	10-12	9-11	1-1	0	30	1	0	36	Totals	27-61	12-29	13-19	35	79	13	12	200
NAME	FG	3FG	FT	R	TP	A	TO	MIN																																																																																			
Bowman*	5-18	2-9	5-9	10	17	4	2	39																																																																																			
Robinson*	7-15	0-4	3-3	3	17	1	1	26																																																																																			
Tava*	0-3	0-1	2-2	1	2	3	4	29																																																																																			
Turner*	1-6	1-4	1-3	4	4	0	1	25																																																																																			
Jeffers*	3-3	0-0	1-1	9	7	1	1	26																																																																																			
Owens	0-0	0-0	0-0	3	0	1	3	7																																																																																			
Popovic	1-4	0-0	0-0	2	2	2	0	12																																																																																			
Chatman	10-12	9-11	1-1	0	30	1	0	36																																																																																			
Totals	27-61	12-29	13-19	35	79	13	12	200																																																																																			
<b>TURNING POINT</b>	<b> VIRGINIA TECH 85</b>																																																																																										
After Boston College pulled to within a possession in the second half, Virginia Tech went on a 9-2 run to extend its lead to 76-67 with 4:33 left.	<table border="1"> <thead> <tr> <th>NAME</th> <th>FG</th> <th>3FG</th> <th>FT</th> <th>R</th> <th>TP</th> <th>A</th> <th>TO</th> <th>MIN</th> </tr> </thead> <tbody> <tr><td>Sy*</td><td>0-1</td><td>0-0</td><td>1-2</td><td>0</td><td>1</td><td>0</td><td>1</td><td>10</td></tr> <tr><td>Allen*</td><td>5-7</td><td>2-4</td><td>6-8</td><td>6</td><td>18</td><td>4</td><td>1</td><td>35</td></tr> <tr><td>Robinson*</td><td>3-5</td><td>1-2</td><td>0-2</td><td>3</td><td>7</td><td>3</td><td>2</td><td>32</td></tr> <tr><td>Bibbs*</td><td>6-9</td><td>4-5</td><td>2-2</td><td>3</td><td>18</td><td>3</td><td>0</td><td>32</td></tr> <tr><td>Outlaw*</td><td>3-5</td><td>3-4</td><td>0-0</td><td>1</td><td>9</td><td>0</td><td>1</td><td>12</td></tr> <tr><td>Hill</td><td>2-3</td><td>1-1</td><td>5-6</td><td>3</td><td>10</td><td>1</td><td>2</td><td>23</td></tr> <tr><td>Clarke</td><td>2-6</td><td>0-0</td><td>1-2</td><td>5</td><td>5</td><td>3</td><td>3</td><td>28</td></tr> <tr><td>LeDay</td><td>5-8</td><td>1-2</td><td>6-8</td><td>3</td><td>17</td><td>1</td><td>2</td><td>28</td></tr> <tr><td>Totals</td><td>26-44</td><td>12-18</td><td>21-30</td><td>26</td><td>85</td><td>15</td><td>12</td><td>200</td></tr> </tbody> </table>	NAME	FG	3FG	FT	R	TP	A	TO	MIN	Sy*	0-1	0-0	1-2	0	1	0	1	10	Allen*	5-7	2-4	6-8	6	18	4	1	35	Robinson*	3-5	1-2	0-2	3	7	3	2	32	Bibbs*	6-9	4-5	2-2	3	18	3	0	32	Outlaw*	3-5	3-4	0-0	1	9	0	1	12	Hill	2-3	1-1	5-6	3	10	1	2	23	Clarke	2-6	0-0	1-2	5	5	3	3	28	LeDay	5-8	1-2	6-8	3	17	1	2	28	Totals	26-44	12-18	21-30	26	85	15	12	200
NAME	FG	3FG	FT	R	TP	A	TO	MIN																																																																																			
Sy*	0-1	0-0	1-2	0	1	0	1	10																																																																																			
Allen*	5-7	2-4	6-8	6	18	4	1	35																																																																																			
Robinson*	3-5	1-2	0-2	3	7	3	2	32																																																																																			
Bibbs*	6-9	4-5	2-2	3	18	3	0	32																																																																																			
Outlaw*	3-5	3-4	0-0	1	9	0	1	12																																																																																			
Hill	2-3	1-1	5-6	3	10	1	2	23																																																																																			
Clarke	2-6	0-0	1-2	5	5	3	3	28																																																																																			
LeDay	5-8	1-2	6-8	3	17	1	2	28																																																																																			
Totals	26-44	12-18	21-30	26	85	15	12	200																																																																																			
<b>HOW IT HAPPENED</b>																																																																																											
<ul style="list-style-type: none"> <li>Virginia Tech hit a 3-pointer at the buzzer to take a 47-36 halftime lead.</li> <li>The Hokies scored six-straight points to regain an 11-point lead at 63-52.</li> <li>BC responded with a 13-4 run to make it a one possession game, 67-65, with 8:35 to go.</li> <li>After Virginia Tech called a timeout, it scored nine of the next 11 points to push it back to 76-67. The lead was at least four points the rest of the way.</li> </ul>																																																																																											

<b>GAME 23</b>	SCORING	1st	2nd	-	Final
	Wake Forest	36	49	-	85
	Boston College	33	47	-	80
	January 31, 2017   Conte Forum   Chestnut Hill, MA				

GAME SUMMARY	BOX SCORE																																																																																																			
<b>BC HIGHLIGHTS</b>	<b> WAKE FOREST 85</b>																																																																																																			
<ul style="list-style-type: none"> <li>Sophomore <b>Jordan Chatman</b> led the Eagles with 22 points, going 6-for-10 from the field and 4-for-6 from long range.</li> <li>Freshman <b>Ky Bowman</b> finished with 18 points, seven rebounds and five assists. He was 4-for-5 from deep.</li> <li>Sophomore <b>Jerome Robinson</b> scored 17 points.</li> </ul>	<table border="1"> <thead> <tr> <th>NAME</th> <th>FG</th> <th>3FG</th> <th>FT</th> <th>R</th> <th>TP</th> <th>A</th> <th>TO</th> <th>MIN</th> </tr> </thead> <tbody> <tr><td>Woods*</td><td>2-6</td><td>1-2</td><td>0-0</td><td>6</td><td>5</td><td>9</td><td>0</td><td>31</td></tr> <tr><td>Crawford*</td><td>5-13</td><td>3-6</td><td>2-2</td><td>2</td><td>15</td><td>9</td><td>1</td><td>32</td></tr> <tr><td>Collins*</td><td>9-14</td><td>0-0</td><td>8-10</td><td>16</td><td>26</td><td>0</td><td>2</td><td>31</td></tr> <tr><td>Arians*</td><td>4-10</td><td>4-7</td><td>2-2</td><td>1</td><td>14</td><td>0</td><td>1</td><td>22</td></tr> <tr><td>Mitoglou*</td><td>3-6</td><td>1-3</td><td>2-2</td><td>2</td><td>9</td><td>1</td><td>1</td><td>25</td></tr> <tr><td>Childress</td><td>0-0</td><td>0-0</td><td>6-8</td><td>3</td><td>6</td><td>2</td><td>1</td><td>20</td></tr> <tr><td>Moore</td><td>2-4</td><td>0-0</td><td>0-1</td><td>3</td><td>4</td><td>0</td><td>1</td><td>8</td></tr> <tr><td>Wilbekin</td><td>2-5</td><td>2-3</td><td>0-0</td><td>1</td><td>6</td><td>1</td><td>0</td><td>31</td></tr> <tr><td>VanHorn</td><td>0-0</td><td>0-0</td><td>0-0</td><td>0</td><td>0</td><td>0</td><td>0</td><td>1</td></tr> <tr><td>Totals</td><td>27-58</td><td>11-21</td><td>20-25</td><td>36</td><td>85</td><td>22</td><td>8</td><td>200</td></tr> </tbody> </table>	NAME	FG	3FG	FT	R	TP	A	TO	MIN	Woods*	2-6	1-2	0-0	6	5	9	0	31	Crawford*	5-13	3-6	2-2	2	15	9	1	32	Collins*	9-14	0-0	8-10	16	26	0	2	31	Arians*	4-10	4-7	2-2	1	14	0	1	22	Mitoglou*	3-6	1-3	2-2	2	9	1	1	25	Childress	0-0	0-0	6-8	3	6	2	1	20	Moore	2-4	0-0	0-1	3	4	0	1	8	Wilbekin	2-5	2-3	0-0	1	6	1	0	31	VanHorn	0-0	0-0	0-0	0	0	0	0	1	Totals	27-58	11-21	20-25	36	85	22	8	200
NAME	FG	3FG	FT	R	TP	A	TO	MIN																																																																																												
Woods*	2-6	1-2	0-0	6	5	9	0	31																																																																																												
Crawford*	5-13	3-6	2-2	2	15	9	1	32																																																																																												
Collins*	9-14	0-0	8-10	16	26	0	2	31																																																																																												
Arians*	4-10	4-7	2-2	1	14	0	1	22																																																																																												
Mitoglou*	3-6	1-3	2-2	2	9	1	1	25																																																																																												
Childress	0-0	0-0	6-8	3	6	2	1	20																																																																																												
Moore	2-4	0-0	0-1	3	4	0	1	8																																																																																												
Wilbekin	2-5	2-3	0-0	1	6	1	0	31																																																																																												
VanHorn	0-0	0-0	0-0	0	0	0	0	1																																																																																												
Totals	27-58	11-21	20-25	36	85	22	8	200																																																																																												
<b>TURNING POINT</b>	<b> BOSTON COLLEGE 80</b>																																																																																																			
Wake Forest scored 14 unanswered points over a five-minute span to take a 71-64 lead with 4:39 to play.	<table border="1"> <thead> <tr> <th>NAME</th> <th>FG</th> <th>3FG</th> <th>FT</th> <th>R</th> <th>TP</th> <th>A</th> <th>TO</th> <th>MIN</th> </tr> </thead> <tbody> <tr><td>Bowman*</td><td>6-9</td><td>4-5</td><td>2-2</td><td>7</td><td>18</td><td>5</td><td>2</td><td>37</td></tr> <tr><td>Robinson*</td><td>7-18</td><td>1-7</td><td>2-3</td><td>2</td><td>17</td><td>2</td><td>4</td><td>36</td></tr> <tr><td>Tava*</td><td>4-9</td><td>1-4</td><td>0-1</td><td>7</td><td>9</td><td>1</td><td>1</td><td>27</td></tr> <tr><td>Jeffers*</td><td>2-3</td><td>0-0</td><td>0-2</td><td>7</td><td>4</td><td>2</td><td>3</td><td>24</td></tr> <tr><td>Chatman*</td><td>6-10</td><td>4-6</td><td>6-6</td><td>3</td><td>22</td><td>1</td><td>0</td><td>34</td></tr> <tr><td>Owens</td><td>0-2</td><td>0-0</td><td>0-0</td><td>0</td><td>0</td><td>1</td><td>0</td><td>4</td></tr> <tr><td>Turner</td><td>1-4</td><td>1-4</td><td>0-0</td><td>4</td><td>3</td><td>5</td><td>0</td><td>24</td></tr> <tr><td>Popovic</td><td>3-7</td><td>1-2</td><td>0-0</td><td>4</td><td>7</td><td>1</td><td>1</td><td>12</td></tr> <tr><td>Sagay</td><td>0-2</td><td>0-0</td><td>0-0</td><td>1</td><td>0</td><td>0</td><td>0</td><td>2</td></tr> <tr><td>Totals</td><td>29-64</td><td>12-28</td><td>10-14</td><td>36</td><td>80</td><td>18</td><td>11</td><td>200</td></tr> </tbody> </table>	NAME	FG	3FG	FT	R	TP	A	TO	MIN	Bowman*	6-9	4-5	2-2	7	18	5	2	37	Robinson*	7-18	1-7	2-3	2	17	2	4	36	Tava*	4-9	1-4	0-1	7	9	1	1	27	Jeffers*	2-3	0-0	0-2	7	4	2	3	24	Chatman*	6-10	4-6	6-6	3	22	1	0	34	Owens	0-2	0-0	0-0	0	0	1	0	4	Turner	1-4	1-4	0-0	4	3	5	0	24	Popovic	3-7	1-2	0-0	4	7	1	1	12	Sagay	0-2	0-0	0-0	1	0	0	0	2	Totals	29-64	12-28	10-14	36	80	18	11	200
NAME	FG	3FG	FT	R	TP	A	TO	MIN																																																																																												
Bowman*	6-9	4-5	2-2	7	18	5	2	37																																																																																												
Robinson*	7-18	1-7	2-3	2	17	2	4	36																																																																																												
Tava*	4-9	1-4	0-1	7	9	1	1	27																																																																																												
Jeffers*	2-3	0-0	0-2	7	4	2	3	24																																																																																												
Chatman*	6-10	4-6	6-6	3	22	1	0	34																																																																																												
Owens	0-2	0-0	0-0	0	0	1	0	4																																																																																												
Turner	1-4	1-4	0-0	4	3	5	0	24																																																																																												
Popovic	3-7	1-2	0-0	4	7	1	1	12																																																																																												
Sagay	0-2	0-0	0-0	1	0	0	0	2																																																																																												
Totals	29-64	12-28	10-14	36	80	18	11	200																																																																																												
<b>HOW IT HAPPENED</b>																																																																																																				
<ul style="list-style-type: none"> <li>Wake Forest scored nine unanswered points to build a 23-13 lead at the 7:48 mark of the first half.</li> <li>Boston College responded with an 8-2 run over the next 75 seconds to cut the deficit to 25-21.</li> <li>Bowman hit consecutive 3-pointers in that stretch.</li> <li>The Demon Deacons took a 36-33 lead into the locker room.</li> <li>BC went on a 19-7 run over 5:04 to take a 56-49 lead with 12:17 remaining. Robinson had 10 of the points.</li> <li>The Eagles were still up seven but Wake Forest scored 14-straight points to regain the lead, 71-64, with 4:39 left.</li> <li>Chatman hit a 3-pointer from the top of the key to make it a 77-75 game but that is as close as the Eagles got.</li> </ul>																																																																																																				

<b>GAME 24</b>	SCORING	1st	2nd	-	Final
	#6/7 Louisville	39	51	-	90
	Boston College	30	37	-	67
	February 4, 2017   Conte Forum   Chestnut Hill, MA				

GAME SUMMARY	BOX SCORE																																																																																																												
<b>BC HIGHLIGHTS</b>	<b> LOUISVILLE 90</b>																																																																																																												
<ul style="list-style-type: none"> <li>Freshman <b>Ky Bowman</b> led Boston College with 18 points and five rebounds.</li> <li>Three Eagles finished in double-figures as sophomores <b>Jerome Robinson</b> (13) and <b>Jordan Chatman</b> (10) joined Bowman in double-digits.</li> <li>Boston College shot 62.5 percent in the second half (15-of-24).</li> </ul>	<table border="1"> <thead> <tr> <th>NAME</th> <th>FG</th> <th>3FG</th> <th>FT</th> <th>R</th> <th>TP</th> <th>A</th> <th>TO</th> <th>MIN</th> </tr> </thead> <tbody> <tr><td>Johnson*</td><td>3-3</td><td>0-0</td><td>3-5</td><td>7</td><td>9</td><td>1</td><td>1</td><td>22</td></tr> <tr><td>Mahmoud*</td><td>4-6</td><td>0-0</td><td>0-0</td><td>3</td><td>8</td><td>0</td><td>1</td><td>16</td></tr> <tr><td>Adel*</td><td>7-10</td><td>3-4</td><td>2-2</td><td>2</td><td>19</td><td>0</td><td>2</td><td>34</td></tr> <tr><td>Levitich*</td><td>1-7</td><td>1-4</td><td>0-0</td><td>2</td><td>3</td><td>3</td><td>1</td><td>22</td></tr> <tr><td>Mitchell*</td><td>7-10</td><td>2-4</td><td>3-3</td><td>3</td><td>19</td><td>3</td><td>1</td><td>32</td></tr> <tr><td>King</td><td>4-7</td><td>0-0</td><td>3-3</td><td>3</td><td>11</td><td>1</td><td>0</td><td>22</td></tr> <tr><td>Henderson</td><td>1-2</td><td>0-1</td><td>0-0</td><td>0</td><td>2</td><td>0</td><td>0</td><td>1</td></tr> <tr><td>Mathiang</td><td>7-11</td><td>0-0</td><td>2-2</td><td>4</td><td>16</td><td>1</td><td>2</td><td>24</td></tr> <tr><td>Spalding</td><td>0-2</td><td>0-0</td><td>3-4</td><td>7</td><td>3</td><td>1</td><td>1</td><td>18</td></tr> <tr><td>McMahon</td><td>0-1</td><td>0-1</td><td>0-0</td><td>1</td><td>0</td><td>0</td><td>0</td><td>9</td></tr> <tr><td>Totals</td><td>34-59</td><td>6-14</td><td>16-19</td><td>32</td><td>90</td><td>10</td><td>9</td><td>200</td></tr> </tbody> </table>	NAME	FG	3FG	FT	R	TP	A	TO	MIN	Johnson*	3-3	0-0	3-5	7	9	1	1	22	Mahmoud*	4-6	0-0	0-0	3	8	0	1	16	Adel*	7-10	3-4	2-2	2	19	0	2	34	Levitich*	1-7	1-4	0-0	2	3	3	1	22	Mitchell*	7-10	2-4	3-3	3	19	3	1	32	King	4-7	0-0	3-3	3	11	1	0	22	Henderson	1-2	0-1	0-0	0	2	0	0	1	Mathiang	7-11	0-0	2-2	4	16	1	2	24	Spalding	0-2	0-0	3-4	7	3	1	1	18	McMahon	0-1	0-1	0-0	1	0	0	0	9	Totals	34-59	6-14	16-19	32	90	10	9	200
NAME	FG	3FG	FT	R	TP	A	TO	MIN																																																																																																					
Johnson*	3-3	0-0	3-5	7	9	1	1	22																																																																																																					
Mahmoud*	4-6	0-0	0-0	3	8	0	1	16																																																																																																					
Adel*	7-10	3-4	2-2	2	19	0	2	34																																																																																																					
Levitich*	1-7	1-4	0-0	2	3	3	1	22																																																																																																					
Mitchell*	7-10	2-4	3-3	3	19	3	1	32																																																																																																					
King	4-7	0-0	3-3	3	11	1	0	22																																																																																																					
Henderson	1-2	0-1	0-0	0	2	0	0	1																																																																																																					
Mathiang	7-11	0-0	2-2	4	16	1	2	24																																																																																																					
Spalding	0-2	0-0	3-4	7	3	1	1	18																																																																																																					
McMahon	0-1	0-1	0-0	1	0	0	0	9																																																																																																					
Totals	34-59	6-14	16-19	32	90	10	9	200																																																																																																					
<b>TURNING POINT</b>	<b> BOSTON COLLEGE 67</b>																																																																																																												
Louisville, which led the entire game, used 11 unanswered points in the second half to build a 61-40 lead and put the game out of reach.	<table border="1"> <thead> <tr> <th>NAME</th> <th>FG</th> <th>3FG</th> <th>FT</th> <th>R</th> <th>TP</th> <th>A</th> <th>TO</th> <th>MIN</th> </tr> </thead> <tbody> <tr><td>Bowman*</td><td>8-15</td><td>2-3</td><td>0-1</td><td>5</td><td>18</td><td>2</td><td>4</td><td>39</td></tr> <tr><td>Robinson*</td><td>4-14</td><td>0-5</td><td>5-6</td><td>0</td><td>13</td><td>2</td><td>2</td><td>33</td></tr> <tr><td>Tava*</td><td>1-2</td><td>0-1</td><td>1-2</td><td>2</td><td>3</td><td>5</td><td>2</td><td>28</td></tr> <tr><td>Jeffers*</td><td>0-1</td><td>0-0</td><td>0-0</td><td>2</td><td>0</td><td>0</td><td>1</td><td>21</td></tr> <tr><td>Chatman*</td><td>3-6</td><td>2-5</td><td>2-2</td><td>3</td><td>10</td><td>0</td><td>0</td><td>27</td></tr> <tr><td>Meznicks</td><td>2-5</td><td>1-4</td><td>0-0</td><td>2</td><td>5</td><td>0</td><td>0</td><td>11</td></tr> <tr><td>Turner</td><td>2-5</td><td>1-3</td><td>0-0</td><td>2</td><td>5</td><td>2</td><td>1</td><td>19</td></tr> <tr><td>Reyes</td><td>0-0</td><td>0-0</td><td>0-0</td><td>0</td><td>0</td><td>0</td><td>0</td><td>7</td></tr> <tr><td>Popovic</td><td>3-5</td><td>1-2</td><td>0-0</td><td>3</td><td>7</td><td>0</td><td>3</td><td>12</td></tr> <tr><td>Sagay</td><td>2-2</td><td>1-1</td><td>1-2</td><td>1</td><td>6</td><td>0</td><td>1</td><td>3</td></tr> <tr><td>Totals</td><td>25-55</td><td>8-24</td><td>9-13</td><td>26</td><td>67</td><td>11</td><td>14</td><td>200</td></tr> </tbody> </table>	NAME	FG	3FG	FT	R	TP	A	TO	MIN	Bowman*	8-15	2-3	0-1	5	18	2	4	39	Robinson*	4-14	0-5	5-6	0	13	2	2	33	Tava*	1-2	0-1	1-2	2	3	5	2	28	Jeffers*	0-1	0-0	0-0	2	0	0	1	21	Chatman*	3-6	2-5	2-2	3	10	0	0	27	Meznicks	2-5	1-4	0-0	2	5	0	0	11	Turner	2-5	1-3	0-0	2	5	2	1	19	Reyes	0-0	0-0	0-0	0	0	0	0	7	Popovic	3-5	1-2	0-0	3	7	0	3	12	Sagay	2-2	1-1	1-2	1	6	0	1	3	Totals	25-55	8-24	9-13	26	67	11	14	200
NAME	FG	3FG	FT	R	TP	A	TO	MIN																																																																																																					
Bowman*	8-15	2-3	0-1	5	18	2	4	39																																																																																																					
Robinson*	4-14	0-5	5-6	0	13	2	2	33																																																																																																					
Tava*	1-2	0-1	1-2	2	3	5	2	28																																																																																																					
Jeffers*	0-1	0-0	0-0	2	0	0	1	21																																																																																																					
Chatman*	3-6	2-5	2-2	3	10	0	0	27																																																																																																					
Meznicks	2-5	1-4	0-0	2	5	0	0	11																																																																																																					
Turner	2-5	1-3	0-0	2	5	2	1	19																																																																																																					
Reyes	0-0	0-0	0-0	0	0	0	0	7																																																																																																					
Popovic	3-5	1-2	0-0	3	7	0	3	12																																																																																																					
Sagay	2-2	1-1	1-2	1	6	0	1	3																																																																																																					
Totals	25-55	8-24	9-13	26	67	11	14	200																																																																																																					
<b>HOW IT HAPPENED</b>																																																																																																													
<ul style="list-style-type: none"> <li>Louisville scored the first 10 points of the game in a span of 4:57.</li> <li>Bowman hit consecutive 3-pointers to spark a 15-4 run that cut Boston College's deficit to 34-30 with 1:07 to go in the half. The run lasted nearly five minutes.</li> <li>The Cardinals took a 39-30 lead into the break.</li> <li>Louisville scored 11 unanswered points over 2:37 to build its lead to 61-40 with 11:26 remaining.</li> <li>The deficit was double digits the rest of the way.</li> </ul>																																																																																																													

# GAME RECAPS

## GAME 25

SCORING	1st	2nd	-	Final
Pittsburgh	31	52	-	83
Boston College	31	41	-	72

February 8, 2017 | Conte Forum | Chestnut Hill, MA

### GAME SUMMARY

### BOX SCORE

#### BC HIGHLIGHTS

- Sophomore **Jerome Robinson** scored a team-high 22 points, including 18 in the second half.
- Graduate student **Mo Jeffers** finished with his most productive game as an Eagle contributing a season-high 14 points on 7-for-9 shooting.
- Freshman **Ky Bowman** posted 15 points and six rebounds.

#### TURNING POINT

Pittsburgh used a 32-11 run that lasted nearly 10 minutes to build a 54-40 lead. It led the rest of the way.

#### HOW IT HAPPENED

- Boston College went on a 12-2 run over 3:05 to take a 20-14 lead at the 11:06 mark of the first half. Sophomore **Jordan Chatman** had five of the points.
- The Eagles maintained that lead until Pittsburgh scored eight unanswered points to regain a 30-29 lead with 1:24 left.
- The game was tied at halftime, 31-31.
- The Panthers continued their momentum in the second half, extending their run to 32-11 to take a 54-40 lead with 12:39 left in the game. The run spanned a total of 9:43.
- The Pitt lead was at least six points the rest of the way.

#### PITTSBURGH 83

NAME	FG	3FG	FT	R	TP	A	TO	MIN
Artis*	2-6	0-2	2-2	4	6	4	3	23
Young*	11-19	2-5	6-8	7	30	2	1	38
Jones*	3-5	0-1	8-9	5	14	3	1	33
Jeter*	5-9	1-2	6-8	8	17	1	1	38
Johnson*	2-8	1-4	2-2	4	7	4	1	37
Wilson	0-0	0-0	0-0	1	0	0	0	7
Kithcart	3-3	3-3	0-0	0	9	1	1	19
Manigault	0-0	0-0	0-0	1	0	0	0	2
Nix	0-0	0-0	0-0	1	0	0	0	3
Totals	26-50	7-17	24-29	34	83	15	9	200

#### BOSTON COLLEGE 72

NAME	FG	3FG	FT	R	TP	A	TO	MIN
Bowman*	5-9	4-7	1-2	2	15	6	1	33
Robinson*	8-17	2-5	4-7	2	22	4	3	38
Tava*	1-3	0-1	1-2	9	3	2	2	26
Jeffers*	7-9	0-0	0-1	2	14	0	1	20
Chatman*	2-5	1-3	2-2	2	7	2	1	35
Meznieks	1-1	1-1	0-0	2	3	1	1	11
Turner	0-4	0-4	0-0	1	0	2	0	20
Popovic	4-7	0-0	0-0	4	8	0	0	17
Nix	0-0	0-0	0-0	1	0	0	0	3
Totals	28-55	8-21	8-14	25	72	17	9	200

## GAME 26

SCORING	1st	2nd	-	Final
Boston College	22	32	-	54
Georgia Tech	15	50	-	65

February 11, 2017 | McCamish Pavilion | Atlanta, GA

### GAME SUMMARY

### BOX SCORE

#### BC HIGHLIGHTS

- Sophomore **Jerome Robinson** led Boston College with 17 points.
- Freshman **Ky Bowman** was the other player in double figures with 13 points.

#### TURNING POINT

Georgia Tech went on an 8-0 run early in the second half to take a 36-32 lead and held that lead for the last 12 minutes.

#### HOW IT HAPPENED

- Boston College opened the game with a 20-5 run in the first 12:57. The defense held the Yellow Jackets to 2-for-24 shooting (8 percent) to open the game with 10 turnovers.
- Georgia Tech closed out the half with seven unanswered points to cut the Eagles' lead to 22-15.
- The Jackets used eight unanswered points early in the second half to take a 36-32 lead at the 11:51 mark.
- Georgia Tech used seven-straight points to extend its lead to 52-42 with 4:36 on the clock and led the rest of the way.

#### BOSTON COLLEGE 54

NAME	FG	3FG	FT	R	TP	A	TO	MIN
Bowman*	5-8	2-2	1-3	7	13	2	3	38
Robinson*	7-16	1-3	2-3	3	17	2	1	28
Turner*	2-11	1-8	0-0	4	5	0	1	31
Jeffers*	3-9	0-0	0-2	8	6	1	3	26
Chatman*	0-8	0-4	2-2	4	2	1	1	33
Tava	3-5	0-1	0-0	8	6	1	3	18
Meznieks	0-0	0-0	0-0	1	0	1	0	6
Popovic	1-6	0-0	1-2	2	3	0	1	12
Sagay	1-4	0-0	0-0	3	2	0	0	8
Totals	22-67	4-18	6-12	42	54	8	14	200

#### GEORGIA TECH 65

NAME	FG	3FG	FT	R	TP	A	TO	MIN
Stephens*	0-1	0-1	0-0	0	0	0	0	5
Lammers*	6-13	0-0	2-5	17	14	4	5	39
Okogie*	3-11	0-2	6-8	12	12	0	1	39
Heath*	2-5	0-2	1-2	0	5	7	4	38
Heyward*	0-1	0-1	0-0	1	0	0	1	10
Moore	1-5	1-2	2-3	8	5	6	1	27
Jackson	12-21	2-5	3-3	1	29	1	1	34
Matthews	0-1	0-0	0-0	1	0	0	0	3
Ogbonda	0-0	0-0	0-0	0	0	0	0	1
McCormick	0-1	0-1	0-0	1	0	0	0	4
Totals	24-59	3-14	14-21	45	65	18	14	200

## GAME 27

SCORING	1st	2nd	-	Final
#25/20 Notre Dame				
Boston College				

February 14, 2017 | Conte Forum | Chestnut Hill, MA

### GAME SUMMARY

### BOX SCORE

## GAME 28

SCORING	1st	2nd	-	Final
Boston College				
#17/18 Florida State				

February 20, 2017 | Tucker Center | Tallahassee, FL

### GAME SUMMARY

### BOX SCORE

# THE LAST TIME...

Won in overtime	72-67 vs. New Hampshire - December 30, 2015
Lost in overtime	89-86 vs. Miami - February 16, 2015
Played two overtimes	Miami 89, BC 86 - February 16, 2015
Beat a No. 1 team	BC 62, Syracuse 59 (ot) - February 19, 2014
Beat a top 10 team	BC 80, Duke 74 - February 15, 2009
Beat a team ranked 11-25	BC 64, No. 15 Florida State 60 - February 8, 2012
Won by 30+ points	BC 91, Maine 60 - December 13, 2015
Won by 40+ points	BC 87, Long Island 46 - November 30, 2004
Won by 50+ points	BC 132, Bentley 79 - December 11, 1982
Scored 100 points	112 vs. Wake Forest - January 12, 2008
Scored 90 points	96 vs. Syracuse - January 1, 2017
Scored 50 or more points in one half	55 (second half) at Miami - January 25, 2017
Scored fewer than 50 points	48 at Wake Forest - February 21, 2016
Both teams scored 100 points	BC 107, Rhode Island 105 - January 12, 1965
Allowed 100 points	106 vs. North Carolina - February 1, 2011
Allowed fewer than 50 points	45 vs. Santa Clara - November 29, 2015
Allowed fewer than 40 points	32 vs. NJIT - January 5, 2010
Shot 67% or better from the field	68.8% vs. Hartford - January 31, 2007
Shot 60% or better from the field	66.1% vs. Wake Forest - January 12, 2008
Shot under 35% from the field	32.8% at Georgia Tech - February 11, 2017
Shot under 30% from the field	26.5% at Virginia - February 3, 2016
Shot 55% or better in both halves	55.0% (first), 60.9% (second) vs. Harvard - December 4, 2012
Shot 50% or better in both halves	52.0% (first), 50.0% (second) vs. Pittsburgh - February 8, 2017
Held opponent under 30% from the field	27.9% vs. St. Francis Brooklyn - November 14, 2015
Made 45 or more field goals	45 vs. New Hampshire - December 2, 1991
Made 10 or more 3-pointers	12 vs. Wake Forest - January 31, 2017
Made 14 or more 3-pointers	16 vs. Syracuse - January 1, 2017
Did not make a 3-pointer (19.9 feet)	vs. Syracuse - March 11, 2004
Did not make a 3-pointer (20.6 feet)	vs. Shawnee State - November 20, 2005
Attempted more than 50 free throws	56 vs. Hartford - December 23, 1995
Attempted 50 free throws	50 at Wake Forest - February 8, 2006
Made 30 free throws	32 at Wake Forest - March 1, 2014
Shot 90% from the foul line (10 attempts)	94.7% (18-for-19) vs. NC State - January 11, 2017
Shot 90% from the foul line (20 attempts)	90% (27-for-30) vs. Towson - November 22, 2016
Had 50 or more rebounds	50 vs. Maine - December 23, 2008
Had 25 or fewer rebounds	23 vs. Georgia Tech - February 27, 2016
Had 20 or more assists	28 vs. Syracuse - January 1, 2017
Had 15 or more steals	15 vs. Rutgers - February 22, 2004
Blocked 10 or more shots	10 vs. Maine - December 13, 2015
Forced 30 or more turnovers	30 vs. Virginia Tech - January 31, 2001
Had five players score in double figures	5 at NC State - March 2, 2016
Had six or more players score in double figures	6 vs. Wake Forest - January 12, 2008
Overcame a double-digit halftime deficit	Maryland 40, BC 29 at half - January 27, 2009

## THE LAST TIME A BOSTON COLLEGE PLAYER...

Scored 49 points	John Austin (49) vs. Georgetown - February 21, 1964
Scored 40 or more points	Olivier Hanlan (41) vs. Georgia Tech - March 14, 2013
Scored 30 or more points	Jordan Chatman (30) at Virginia Tech - January 29, 2017
Two players had 20 points	Ky Bowman (30) and Jerome Robinson (22) vs. Syracuse - January 1, 2017
Three players had 20 points	Tyrese Rice (26), Jared Dudley (23) and Sean Marshall (22) vs. Florida State - January 23, 2007
Made 20 field goals	Jim Hooley (21) vs. Brandeis - February 14, 1962
Made six or more 3-pointers	Jordan Chatman (9) at Virginia Tech - January 29, 2017
Made seven or more 3-pointers	Jordan Chatman (9) at Virginia Tech - January 29, 2017
Made nine or more 3-pointers	Jordan Chatman (9) at Virginia Tech - January 29, 2017
Attempted 20 free throws	Jared Dudley (21) vs. UW-Milwaukee - March 19, 2005
Made 10 or more free throws	Olivier Hanlan (14) at Pittsburgh - February 24, 2015
Made 15 or more free throws	Olivier Hanlan (15) vs. Maryland - December 12, 2013
Made 18 or more free throws	Jared Dudley (18) vs. UW-Milwaukee - March 19, 2005
Was perfect with 15 or more free throws	Troy Bell (17-for-17) vs. Iowa State - December 11, 2001
Had 31 rebounds	Terry Driscoll (31) vs. Fordham - February 8, 1969
Had 20 rebounds	Danya Abrams (20) vs. Providence - January 22, 1994
Had 15 or more rebounds	Ryan Anderson (19) vs. New Hampshire - December 16, 2012
Two players had 10 rebounds	Mo Jeffers (13) and Connor Tava (10) vs. Maryland Eastern Shore - November 15, 2016
Two players had a double-double	Marshall (30-10) and Williams (19-10) vs. Duquesne - December 28, 2006
Shot 100% from the field (min. 10)	Corey Raji (12-for-12) vs. Maine - December 23, 2008
Had 10 or more assists	Eli Carter (10) vs. Delaware - December 19, 2015
Had 15 or more assists	Jim O'Brien (18) vs. Le Moyne - December 16, 1970
Had eight steals	Troy Bell (8) vs. Syracuse - February 7, 2001
Had 10 or more blocks	Tyrelle Blair (11) at Maryland - December 9, 2008
Had 13 blocks	Sean Williams (13) vs. Duquesne - December 28, 2006
Had a double-double	Ky Bowman (17 points, 10 rebounds) at Virginia Tech - January 29, 2017
Had a triple-double	Sean Williams (19 points, 13 blocks, 10 rebounds) vs. Duquesne - December, 2006

# 2016-17 BOSTON COLLEGE ROSTER

## 2016-17 ROSTER BREAKDOWN

### BY POSITION

#### Guards (5)

Ky Bowman  
Jerome Robinson  
Gordon Gehan  
Matt DiLuccio  
Jordan Chatman

#### Forwards (10)

Connar Tava  
Garland Owens  
Ervins Meznieks  
A.J. Turner  
Johncarlos Reyes  
Aser Ghebremichael  
Mo Jeffers  
Gordon Gehan  
Nik Popovic  
Mike Sagay

#### Centers (1)

Johncarlos Reyes

### BY CLASS

#### Graduate Students (2)

Connar Tava  
Mo Jeffers

#### Seniors (1)

Garland Owens

#### Juniors (0)

#### Sophomores (6)

Jerome Robinson  
Ervins Meznieks  
A.J. Turner  
Aser Ghebremichael  
Gordon Gehan  
Jordan Chatman

#### Redshirt Freshmen (1)

Johncarlos Reyes

#### Freshmen (4)

Ky Bowman  
Nik Popovic  
Matt DiLuccio  
Mike Sagay

No.	Name	Cl.	Pos.	Ht.	Wt.	Hometown/High School/Previous School
0	Ky Bowman	FR	G	6-1	182	Havelock, N.C./Havelock
1	Jerome Robinson	SO	G	6-5	190	Raleigh, N.C./Needham Broughton
2	Connar Tava	GR	F	6-6	250	Macomb, Mich./Warren De La Salle/Western Michigan
5	Garland Owens	SR	F	6-5	222	Gaithersburg, Md./Magruder
10	Ervins Meznieks	SO	F	6-7	230	Riga, Latvia/Rigas Teikas
11	A.J. Turner	SO	F	6-7	188	Mt. Clemens, Mich./New Hampton School (NH)
12	Johncarlos Reyes	R-FR	F/C	6-10	214	Lawrenceville, Ga./Sound Doctrine Christian Academy
14	Aser Ghebremichael	SO	F	6-8	195	Somerville, Mass./Brooks School
15	Mo Jeffers	GR	F	6-9	240	Washington, D.C./Calvin Coolidge/Delaware
20	Gordon Gehan	SO	G/F	6-5	220	Dallas, Texas/Episcopal School of Dallas
21	Nik Popovic	FR	F	6-11	243	Banja Luka, Bosnia and Herzegovina/The Sagemont School (FL)
22	Matt DiLuccio	FR	G	5-11	180	Rockville Centre, N.Y./South Side
23	Mike Sagay	FR	F	6-7	200	Bloomfield, Conn./St. Thomas More School
25	Jordan Chatman	SO	G	6-5	198	Vancouver, Wash./Union/BYU

### THE CLEMENT AND ELIZABETH IZZI FAMILY HEAD MEN'S BASKETBALL COACH

Jim Christian (Rhode Island '88)

### ASSISTANT COACHES

Scott Spinelli (Boston University '89)  
Bill Wuczynski (UNLV '96)  
Stan Heath (Eastern Michigan '87)

### DIRECTOR OF BASKETBALL OPERATIONS

Dan McDermott (Boston College '04)

### VIDEO COORDINATOR

Chip Cunningham (TCU '11)

### ATHLETIC TRAINER

Nick Gallotto (Endicott '07)

### STRENGTH COACH

Jordan Stanley (West Virginia '07)

### GRADUATE MANAGERS

Dan Viscariello (Salem State '13)  
Larry Farmer (Denison '11)



# BOSTON COLLEGE HEAD COACH JIM CHRISTIAN



## THE JIM CHRISTIAN FILE

**Education:** University of Rhode Island (B.S., Consumer Affairs, 1988)

**Coaching Experience:**

Boston College (Head coach, 2014-present)

Ohio University (Head coach, 2012-14)

Texas Christian University (Head coach, 2008-12)

Kent State University (Head coach, 2002-08)

Kent State University (Assistant coach, 2001-02)

University of Pittsburgh (Assistant coach, 1996-99)

Miami (OH) University (Assistant coach, 1995-96)

Western Kentucky University (Assistant coach, 1994-95)

St. Francis (Pa.) University (Assistant coach, 1992-94)

Western Kentucky University (Assistant coach, 1990-92)

## COACHING RECORD

Year	School	Record	Pct.
2002-03	Kent State	22-9	.710
2003-04	Kent State	22-9	.710
2004-05	Kent State	20-13	.606
2005-06	Kent State	25-9	.735
2006-07	Kent State	21-11	.656
2007-08	Kent State	28-7	.800
2008-09	TCU	14-17	.452
2009-10	TCU	13-19	.406
2010-11	TCU	11-22	.333
2011-12	TCU	18-15	.545
2012-13	Ohio	24-10	.706
2013-14	Ohio	25-12	.676
2014-15	Boston College	13-19	.406
2015-16	Boston College	7-25	.280
2016-17	Boston College	9-17	.346
<b>Totals</b>	<b>15th year</b>	<b>272-214</b>	<b>.560</b>

Jim Christian, who was hired as the 12th head basketball coach at Boston College on April 3, 2014, enters his third season on The Heights.

Christian was a two-time Mid-American Conference Coach of the Year and led teams to eight postseason appearances in his 12 seasons as a head coach at Ohio, TCU and Kent State. He has coached four All-Americans, three MAC Players of the Year and 31 all-conference honorees.

In his first season at Boston College, Christian guided guard Olivier Hanlan to First Team All-ACC and honorable mention All-America honors. Hanlan was the leading scorer in the ACC (19.5) which ranked 22nd in the country. He also led all major conference players in scoring average during league play (21.9). In addition, Hanlan led the ACC in 3-point percentage (.436) and ranked third in 3-pointers made (2.83), fifth in free throw percentage (.810), sixth in field goal percentage (.483) and 10th in assists (4.00) during conference action.

Hanlan was drafted by the Utah Jazz in the second round (42nd overall) of the 2015 NBA Draft.

Prior to moving to Chestnut Hill, Christian spent the previous two seasons as head coach at Ohio, leading the Bobcats to a 49-22 record in that time. In his first season at the helm, Ohio went 24-10 and earned a bid to the NIT. The Bobcats won their first regular season MAC title since 1994 and they tied a program record with 14 league wins and seven road victories. He was named the NABC District 14 Coach of the Year.

Ohio led the nation in assists per game (17.5) in 2012-13 and ranked seventh in the country in turnover margin (+4.7). Under his guidance, guard D.J. Cooper ranked seventh in the nation in assists and was the first MAC Player of the Year from Ohio since 1995.

In 2013-14, the Bobcats went 25-12 and advanced to the quarterfinals of the College Insider Tournament. It was just the third time in school history that an Ohio team reached 25 wins.

Christian, who also spent six seasons at Kent State from 2002-08, is the all-time leader in winning percentage (.700) in Mid-American Conference history and reached 20 wins in all eight of his seasons in the conference.

Prior to his time at Ohio, Christian was the head coach at TCU from 2008-12. While in Fort Worth, he had a record of 56-73 (.434) and led the Horned Frogs to their first postseason appearance since 2005 when they played in the 2012 College Basketball Invitational. He coached six All-Mountain West players while in Fort Worth.

One of those players was guard Hank Thorns, Jr., who earned first team honors after ranking in the top 12 in the country in both assists and assist/turnover ratio, the only player in the nation to accomplish that feat in 2010-11.

Christian began his head coaching career at Kent State where he compiled a record of 138-58 (.704). He led the Golden Flashes to five postseason appearances in his six seasons at the helm. He earned MAC Coach of the Year accolades in 2006 and 2008, both times leading Kent State to the conference title and an appearance in the NCAA Tournament. The Golden Flashes earned NIT berths in each of his first three seasons.

Kent State won 20 games every year that Christian was the head coach and he guided it to its first-ever top 25 ranking in both the Associated Press and ESPN/USA Today polls.

The 2007-08 season was one of the best in Kent State history. The Golden Flashes finished 28-7 with a school-record 25 regular-season wins and won the Mid-American Conference regular-season and tournament championships. Christian guided Kent State to a No. 9 seed in the NCAA Tournament which was the best seed in program history.

While in Kent, Christian mentored two honorable-mention All-Americans (Antonio Gates, DeAndre Haynes), two MAC Players of the Year (DeAndre Haynes, Al Fisher), three MAC Defensive Players of the Year (Demetric Shaw, John Edwards, Haminn Quaintance), one MAC Sixth Man of the Year (Kevin Warzynski) and a total of 19 All-MAC selections, including six first teamers.

Christian served as an assistant coach for the Golden Flashes in 2001-02 when they advanced to the Elite Eight. Prior to his time in Kent, Christian was a college basketball talent evaluator at Octagon Sports Marketing and Management.

Christian served as an assistant coach at Pittsburgh from 1996-99 under Ralph Willard. He guided the development of Vonteego Cummings, a two-time All-Big East player who went on to play for the Philadelphia 76ers and Golden State Warriors.

Christian served as an assistant coach under former Miami (Ohio) and current Arizona State head coach Herb Sendek during the 1995-96 campaign. The RedHawks recorded a 21-8 overall record, including a 12-6 mark in conference action, and earned a berth in the NIT.

Christian worked at Western Kentucky for the 1994-95 season as the Hilltoppers went 27-4, including a 17-1 record in the Sun Belt Conference. That season, Western Kentucky recorded the fourth-most wins in program history and earned a berth in the NCAA Tournament after winning the conference tournament.

Christian's first full-time assistant coaching position came at St. Francis (Pa.). In his two seasons with the Red Flashes, Christian guided the development of two-time All-Northeast Conference performer Deon George and Jason Roberts.

A native of Bethpage, N.Y., Christian was an all-state guard at St. Dominic High School while playing under Ralph Willard. Christian was recruited by current Louisville head coach Rick Pitino to Boston University where he played two seasons before transferring to Rhode Island.

Christian played his final two campaigns under Tom Penders at the University of Rhode Island where he helped the Rams reach the Sweet Sixteen in the 1988 NCAA Tournament.

The standout guard led the Rams to victories over Missouri and Syracuse before losing a 73-72 game to Duke for the right to advance to the Elite Eight. After graduation, Christian spent one season playing professionally in Australia for the Sydney City Comets.

Christian earned his bachelor's degree in consumer affairs from the University of Rhode Island in 1988. He and his wife, Patty, have three children, MacKenzie, Zach and Jay.

# #0 KY BOWMAN · FR · GUARD · 6-1 · 182 · HAVELOCK, N.C. · HAVELOCK



**2016-17:** Scored 15 points vs. Pittsburgh (2/8) and 18 vs. #6/7 Louisville (2/4) ... tallied 18 points, seven rebounds and five assists vs. Wake Forest (1/31) ... posted first-career double-double with 17 points and 10 rebounds at Virginia Tech (1/29) ... matched a season high with 33 points vs. #9/9 North Carolina (1/21), going 13-for-19 from the field and 7-for-9 from long range ... notched 19 points and seven rebounds vs. NC State (1/11) ... posted 19 points at #8/8 Duke (1/7) ... had 14 points, six rebounds and four assists at Wake Forest (1/3) ... recorded 30 points and nine assists vs. Syracuse (1/1), going 7-for-8 from 3-point land ... had 16 points (all second half) and eight rebounds vs. Providence (12/23) ... recorded 33 points, eight rebounds and five assists vs. Fairfield (12/21) ... notched 12 points and five rebounds vs. Sacred Heart (12/18) ... scored 15 points vs. Auburn (12/12) ... had 13 points and five rebounds vs. Kansas State (11/25) ... posted 14 points and four rebounds vs. Towson (11/22) ... scored 11 points off the bench vs. Md. Eastern Shore (11/15).

**NOTES:** Earned all-state honors as a senior after averaging 23.4 points, 8.7 rebounds, 4.7 assists and 2.4 steals ... named the 2016 Sun Journal Boys Basketball Player of the Year ... scored 1,813 points in four seasons, averaging 24.1 in the last three years ... led Havelock to the fourth round of the NCHSAA 3A playoffs.

## GAME-BY-GAME

Opponent	Start	FG-FGA	3PT-ATT	FT-FTA	O-D-Total Rebs.	PF	TP	A	TO	BLK	STL	MINS
Nicholls State	*	2-5	0-1	0-0	1-1-2	3	4	0	2	0	1	10
Maryland Eastern Shore		5-9	1-4	0-0	0-1-1	2	11	4	4	0	1	24
Stony Brook		0-0	0-0	0-0	0-1-1	3	0	1	0	0	0	9
Towson	*	2-6	1-3	9-11	1-3-4	4	14	3	1	0	1	18
vs. Kansas State	*	4-13	1-4	4-5	1-4-5	1	13	1	4	0	0	27
vs. Richmond	*	3-6	0-2	2-2	0-2-2	2	8	1	3	0	3	19
Dartmouth	*	3-4	0-0	0-0	1-3-4	1	6	3	2	0	0	20
Harvard	*	0-1	0-0	0-0	0-0-0	1	0	1	3	0	0	9
Hartford		1-2	1-1	0-0	0-3-3	2	3	0	1	0	0	9
vs. Auburn	*	5-10	3-5	2-5	0-2-2	2	15	2	2	0	2	32
Sacred Heart	*	2-6	0-2	8-13	0-5-5	4	12	3	4	0	1	28
vs. Fairfield	*	13-21	1-4	6-7	2-6-8	3	33	5	2	1	3	39
Providence	*	7-8	2-3	0-2	1-7-8	4	16	1	4	0	2	31
Syracuse	*	11-17	7-8	1-2	1-4-5	4	30	9	3	0	0	34
at Wake Forest	*	3-15	1-8	7-8	1-5-6	3	14	4	2	1	2	36
at #8/8 Duke	*	8-15	0-3	3-5	0-3-3	3	19	4	5	0	3	36
NC State	*	6-10	3-5	4-4	1-6-7	4	19	1	2	0	3	33
at Syracuse	*	1-9	1-6	0-0	1-6-7	2	3	1	6	0	0	28
#16/16 Virginia	*	3-6	1-4	0-0	1-5-6	1	7	5	4	0	1	33
#9/9 North Carolina	*	13-19	7-9	0-1	0-3-3	2	33	4	8	0	1	37
at Miami	*	3-8	2-4	2-4	0-6-6	4	10	3	3	0	1	39
at Virginia Tech	*	5-18	2-9	5-9	1-9-10	0	17	4	2	0	1	39
Wake Forest	*	6-9	4-5	2-2	2-5-7	2	18	5	2	0	0	37
#6/7 Louisville	*	8-15	2-3	0-1	1-4-5	1	18	2	4	0	1	39
Pittsburgh	*	5-9	4-7	1-2	0-2-2	3	15	6	1	0	0	33
at Georgia Tech	*	5-8	2-2	1-3	0-7-7	3	13	2	3	0	3	38
Notre Dame												
at Florida State												
Virginia Tech												
at Notre Dame												
at Clemson												


## CAREER STATS

Overall	YR	GP-ST	MIN	FGM-FGA	PCT	3FG-FGA	PCT	FTM-FTA	PCT	REB-AVG	PF-D	PTS	AVG	A	TO	B	S
16-17	FR	26-23	28.3	124-249	.498	46-102	.451	57-86	.663	119-4.6	64-0	351	13.5	75	77	2	30
CAREER		26-23	28.3	124-249	.498	46-102	.451	57-86	.663	119-4.6	64-0	351	13.5	75	77	2	30

## CAREER HIGHS

Points	33 (2x) last vs. #9/9 North Carolina (1/21/17)
Rebounds	10 at Virginia Tech (1/29/17)
Assists	9 vs. Syracuse (1/1/17)
Blocks	1 (2x) last at Wake Forest (1/3/17)
Steals	3 (5x) last at Georgia Tech (2/11/17)
Field Goals Made	13 (2x) last vs. #9/9 North Carolina (1/21/17)
3-Pointers Made	7 (2x) last vs. #9/9 North Carolina (1/21/17)
Free Throws Made	9 vs. Towson (11/22/16)
Free Throw Attempts	13 vs. Sacred Heart (12/18/16)
Minutes	39 (3x) last at Virginia Tech (1/29/17)

# #1 JEROME ROBINSON · SO · GUARD · 6-5 · 190 · RALEIGH, N.C. · NEEDHAM BROUGHTON



**2016-17:** Scored 17 points at Georgia Tech (2/11) ... tallied 22 points vs. Pittsburgh (2/8), including 18 in the second half ... scored 17 points vs. Wake Forest (1/31) and at Virginia Tech (1/29) ... had 27 points, including 21 in the second half, at Miami (1/25) ... scored 18 points vs. #9/9 North Carolina (1/21) ... had 26 points and five assists vs. NC State (1/11) ... scored 21 points (19 in second half) at #8/8 Duke ... scored 20 points at Wake Forest (1/3) ... had 22 points vs. Syracuse (1/1) ... posted 21 points, eight assists and five boards vs. Providence (12/23) ... scored 21 points vs. Fairfield (12/21) ... had career highs in points (32) and steals (5) vs. Sacred Heart (12/18) ... posted first career double-double with 23 points and a career-high 11 rebounds vs. Auburn (12/12) ... had 25 points and matched a career high with six assists vs. Harvard (12/7) ... scored 27 points vs. Dartmouth (12/3) ... established another career high with 27 points vs. Richmond (11/26) ... set new career high with 24 points vs. Towson (11/22) ... had career highs in points (22) and rebounds (8) vs. Stony Brook ... posted 16 points, seven boards and four assists vs. Md. Eastern Shore (11/15) ... had 14 points, six rebounds and four assists vs. Nicholls State (11/11).

**2015-16:** Second on the team in scoring, rebounding, assists and steals ... led all ACC freshmen in field goal percentage ... also ranked second in steals, eighth in scoring and ninth in rebounding among league freshmen.

## GAME-BY-GAME

Opponent	Start	FG-FGA	3PT-ATT	FT-FTA	O-D-Total Rebs.	PF	TP	A	TO	BLK	STL	MINS
Nicholls State	*	4-12	1-4	5-8	0-6-6	4	14	4	2	0	1	33
Maryland Eastern Shore	*	6-16	2-6	2-4	1-6-7	0	16	4	1	1	3	32
Stony Brook	*	8-17	0-3	6-9	0-8-8	1	22	5	2	1	2	34
Towson	*	8-16	1-5	7-8	1-4-5	2	24	4	1	1	1	36
vs. Kansas State	*	3-12	2-5	3-5	0-3-3	1	11	0	2	0	3	33
vs. Richmond	*	10-20	6-9	1-1	0-3-3	3	27	1	4	1	2	35
Dartmouth	*	10-16	4-7	3-3	1-2-3	3	27	4	3	0	3	26
Harvard	*	10-23	3-8	2-4	0-2-2	3	25	6	2	0	0	40
Hartford	*	2-13	0-5	0-0	2-5-7	4	4	2	5	3	0	32
vs. Auburn	*	8-18	1-4	6-9	2-9-11	4	23	1	8	0	3	38
Sacred Heart	*	11-20	1-3	9-11	2-1-3	3	32	2	1	2	5	36
vs. Fairfield	*	9-16	2-4	1-6	1-4-5	4	21	1	4	0	3	35
Providence	*	7-14	4-6	3-6	0-5-5	2	21	8	8	0	1	39
Syracuse	*	9-12	3-4	1-3	0-1-1	4	22	4	3	1	1	35
at Wake Forest	*	6-14	1-5	7-9	0-6-6	4	20	2	2	0	1	32
at #8/8 Duke	*	8-18	1-3	4-4	0-2-2	4	21	0	5	0	1	32
NC State	*	10-18	1-2	5-6	2-2-4	2	26	5	4	0	2	39
at Syracuse	*	3-11	1-5	2-2	1-2-3	3	9	5	3	0	2	36
#16/16 Virginia	*	4-14	0-3	1-2	0-1-1	4	9	0	4	0	0	31
#9/9 North Carolina	*	7-21	2-7	2-2	1-2-3	4	18	3	2	0	1	31
at Miami	*	9-18	2-6	7-9	0-3-3	3	27	6	4	0	1	35
at Virginia Tech	*	7-15	0-4	3-3	2-1-3	4	17	1	1	0	1	26
Wake Forest	*	7-18	1-7	2-3	1-1-2	0	17	2	4	0	1	36
#6/7 Louisville	*	4-14	0-5	5-6	0-0-0	0	13	2	2	0	2	33
Pittsburgh	*	8-17	2-5	4-7	0-2-2	5	22	4	3	0	2	38
at Georgia Tech	*	7-16	1-3	2-3	1-2-3	5	17	2	1	0	3	28
Notre Dame												
at Florida State												
Virginia Tech												
at Notre Dame												
at Clemson												

## CAREER STATS

Overall	YR	GP-ST	MIN	FGM-FGA	PCT	3FG-FGA	PCT	FTM-FTA	PCT	REB-AVG	PF-D	PTS	AVG	A	TO	B	S
15-16	FR	23-23	33.4	100-233	.429	24-63	.381	45-70	.643	93-4.0	49-0	269	11.7	70	61	7	32
16-17	SO	26-26	33.9	185-419	.442	42-128	.328	93-133	.699	101-3.9	76-2	505	19.4	78	81	10	45
CAREER		49-49	33.7	285-652	.437	66-191	.346	138-203	.680	194-4.0	125-2	774	15.8	148	142	17	77

## CAREER HIGHS

Points	32 vs. Sacred Heart (12/18/16)
Rebounds	11 vs. Auburn (12/12/16)
Assists	8 vs. Providence (12/23/16)
Blocks	3 vs. Hartford (12/9/16)
Steals	5 vs. Sacred Heart (12/18/16)
Field Goals Made	11 vs. Sacred Heart (12/18/16)
3-Pointers Made	6 vs. Richmond (11/26/16)
Free Throws Made	9 vs. Sacred Heart (12/18/16)
Free Throw Attempts	11 vs. Sacred Heart (12/18/16)
Minutes	40 vs. Harvard (12/7/16)

# #2 CONNAR TAVA · GR · FORWARD · 6-6 · 250 · MACOMB, MICH. · WARREN DE LA SALLE



2016-17: Notched sixth-career double-double with 12 points and 11 rebounds vs. #16/16 Virginia (1/18) ... matched a season high with 13 points while adding six rebounds vs. NC State (1/11) ... recorded nine points, 10 rebounds and seven assists vs. Syracuse (1/1) ... had 12 points and six rebounds vs. Hartford (12/9) ... scored 11 points, including his 1,000th career point vs. Kansas State (11/25) ... had 13 points and eight rebounds vs. Towson (11/22).

**AT WESTERN MICHIGAN:** Missed all of last season recovering from a broken foot ... a two-time All-MAC Honorable Mention player as a sophomore and junior ... named to the Preseason All-MAC West Team prior to last season ... led the Broncos in rebounding (6.2), field goal percentage (.521) and assists (3.3), and was second on the team in scoring (12.3) as a junior ... ranked 17th in the MAC in scoring, 11th in rebounding, sixth in field goal percentage and ninth in assists that season ... averaged 11.8 points, 5.7 rebounds and 2.9 assists as a sophomore when WMU won the MAC tournament title and advanced to the NCAA Tournament.

## GAME-BY-GAME

Opponent	Start	FG-FGA	3PT-ATT	FT-FTA	O-D-Total Rebs.	PF	TP	A	TO	BLK	STL	MINS
Nicholls State	*	2-3	0-0	0-0	1-1-2	4	4	0	5	0	1	13
Maryland Eastern Shore	*	2-4	0-0	1-3	5-5-10	1	5	2	4	0	1	27
Stony Brook	*	1-2	0-0	5-8	1-7-8	2	7	1	2	0	1	26
Towson	*	4-6	0-0	5-5	2-6-8	1	13	3	1	0	2	32
vs. Kansas State	*	3-5	0-1	5-6	2-1-3	3	11	2	4	0	1	29
vs. Richmond	*	1-4	0-0	3-6	3-4-7	4	5	5	0	0	0	30
Dartmouth	*	2-4	0-1	2-2	0-4-4	3	6	3	1	1	0	27
Harvard	*	3-5	0-0	1-2	3-1-4	2	7	1	1	0	0	14
Hartford	*	3-7	0-0	6-7	3-3-6	2	12	3	0	0	2	28
vs. Auburn	*	1-3	0-1	0-0	0-5-5	4	2	1	2	0	0	20
Sacred Heart	*	2-6	0-1	2-3	1-5-6	5	6	4	4	1	2	29
vs. Fairfield	*	2-4	0-0	2-6	4-2-6	1	6	1	4	1	1	23
Providence	*	0-5	0-1	0-0	2-3-5	3	0	2	2	0	1	24
Syracuse	*	2-3	0-0	5-7	2-8-10	3	9	7	3	1	0	37
at Wake Forest	*	2-5	0-2	0-0	1-4-5	2	4	4	2	0	0	34
at #8/8 Duke	*	2-3	0-0	2-4	2-2-4	3	6	1	4	0	2	25
NC State	*	5-8	1-3	2-2	0-6-6	0	13	2	1	0	0	33
at Syracuse	*	3-3	1-1	0-0	1-7-8	3	7	2	5	0	0	33
#16/16 Virginia	*	3-9	1-4	5-5	2-9-11	1	12	3	5	2	0	33
#9/9 North Carolina	*	3-4	0-1	0-0	2-2-4	4	6	0	1	1	1	25
at Miami	*	2-4	0-2	0-0	0-2-2	5	4	3	1	0	1	28
at Virginia Tech	*	0-3	0-1	2-2	0-1-1	4	2	3	4	1	0	29
Wake Forest	*	4-9	1-4	0-1	1-6-7	3	9	1	1	0	2	27
#6/7 Louisville	*	1-2	0-1	1-2	0-2-2	2	3	5	2	0	0	28
Pittsburgh	*	1-3	0-1	1-2	0-9-9	4	3	2	2	1	0	26
at Georgia Tech	*	3-5	0-1	0-0	0-8-8	1	6	1	3	0	0	18
Notre Dame												
at Florida State												
Virginia Tech												
at Notre Dame												
at Clemson												

## CAREER STATS

Overall	YR	GP-ST	MIN	FGM-FGA	PCT	3FG-FGA	PCT	FTM-FTA	PCT	REB-AVG	PF-D	PTS	AVG	A	TO	B	S
12-13	FR	35-1	17.0	56-117	.479	1-4	.250	43-74	.581	119-3.4	90-4	156	4.5	38	47	6	26
13-14	SO	33-33	29.6	138-236	.585	1-10	.100	113-173	.653	187-5.7	88-2	390	11.8	96	108	17	39
14-15	JR	34-34	30.1	150-288	.521	1-10	.100	118-174	.678	210-6.2	87-4	419	12.3	113	97	11	36
15-16	SR	0-0	-	-	-	-	-	-	-	-	-	-	-	-	-	-	-
16-17	GR	26-25	26.8	57-119	.479	4-26	.154	50-73	.685	151-5.8	70-2	168	6.5	62	64	9	18
CAREER		128-93	25.7	401-760	.528	7-50	.140	324-494	.656	667-5.2	335-12	1131	8.8	309	316	43	119

## CAREER HIGHS

Points	25 vs. Toledo (1/8/14)
Rebounds	13 vs. Cornell (11/29/13)
Assists	8 (2x)
Blocks	3 at Northwestern (12/7/13)
Steals	5 (2x)
Field Goals Made	9 (2x)
3-Pointers Made	1 (5x) last at Syracuse (1/14/17)
Free Throws Made	10 vs. North Dakota State (11/20/13)
Free Throw Attempts	14 vs. North Dakota State (11/20/13)
Minutes	37 vs. Syracuse (1/1/17)



# #5 GARLAND OWENS · SR · FORWARD · 6-5 · 222 · GAITHERSBURG, MD. · MAGRUDER



2016-17: Had season highs with eight points and eight rebounds vs. Harvard (12/7).

2015-16: One of two players to appear in all 32 games ... had 11 points and six boards at NC State (3/2) ... posted nine points and a career-high 11 rebounds vs. Virginia Tech (2/23) ... had 13 points and five boards at Wake Forest (2/21) ... notched nine points and three rebounds vs. North Carolina (2/9) ... tallied 14 points, six rebounds and three assists at North Carolina (1/30) ... recorded nine points and four rebounds against Wake Forest (3/7) ... had seven points and five rebounds in first start of the season at Florida State (2/18) ... scored a season-high nine points (all in first half) vs. Pittsburgh (1/6).

NOTES: Spent a postgrad year at Massanutten Military Academy in Virginia after graduating from Magruder ... named the Montgomery County Sentinel Player of the Year as a senior ... also earned All-Sentinel first-team and all-league first-team honors from the Washington Post ... an honorable mention all-metropolitan selection by the Washington Post ... played in the 39th annual Capital Classic all-star game ... led Magruder to the 4A state title as a senior ... all-time leading rebounder for the Colonels.

## GAME-BY-GAME

Opponent	Start	FG-FGA	3PT-ATT	FT-FTA	O-D-Total Rebs.	PF	TP	A	TO	BLK	STL	MINS
Nicholls State		1-2	0-0	2-2	0-1-1	5	4	2	1	2	0	23
Maryland Eastern Shore		1-2	0-1	0-0	1-2-3	3	2	3	0	1	0	12
Stony Brook		0-1	0-0	1-4	0-1-1	0	1	0	0	1	0	18
Towson		0-1	0-1	2-2	1-2-3	2	2	1	1	0	0	10
vs. Kansas State		1-2	1-1	0-0	1-2-3	3	3	2	1	0	0	13
vs. Richmond		1-4	0-1	0-0	1-1-2	0	2	0	0	0	0	18
Dartmouth		0-0	0-0	0-0	0-0-0	0	0	0	0	0	0	1
Harvard		3-7	2-3	0-0	3-5-8	2	8	2	1	0	1	16
Hartford		2-5	0-0	0-0	1-3-4	0	4	3	0	0	0	12
vs. Auburn		0-0	0-0	0-0	0-2-2	3	0	0	1	0	0	10
Sacred Heart		1-2	0-1	0-1	2-3-5	1	2	1	0	0	0	11
vs. Fairfield		1-2	0-0	1-2	0-1-1	2	3	1	1	0	0	11
Providence		0-2	0-0	0-0	0-1-1	0	0	0	0	0	0	6
Syracuse		0-1	0-1	0-0	0-0-0	0	0	0	0	0	0	1
at Wake Forest		0-1	0-1	0-0	0-0-0	0	0	0	0	0	0	5
at #8/8 Duke		1-1	0-0	0-0	1-2-3	3	2	1	1	1	0	9
NC State		0-0	0-0	0-0	1-1-2	0	0	2	0	0	0	8
at Syracuse		0-0	0-0	0-0	0-2-2	2	0	0	1	1	0	4
#16/16 Virginia		0-0	0-0	0-0	0-0-0	0	0	0	1	0	0	2
#9/9 North Carolina		0-1	0-1	0-0	2-3-5	2	0	1	1	0	0	16
at Miami												
at Virginia Tech		0-0	0-0	0-0	2-1-3	1	0	1	3	0	0	7
Wake Forest		0-2	0-0	0-0	0-0-0	0	0	1	0	0	0	4
#6/7 Louisville												
Pittsburgh												
at Georgia Tech												
Notre Dame												
at Florida State												
Virginia Tech												
at Notre Dame												
at Clemson												

## CAREER STATS

Overall	YR	GP-ST	MIN	FGM-FGA	PCT	3FG-FGA	PCT	FTM-FTA	PCT	REB-AVG	PF-D	PTS	AVG	A	TO	B	S
13-14	FR	30-4	15.3	42-82	.512	14-36	.389	12-23	.522	53-1.8	62-2	110	3.7	13	12	4	7
14-15	SO	32-2	16.5	47-92	.511	3-13	.231	13-21	.619	63-2.0	53-0	110	3.4	17	25	5	6
15-16	JR	32-23	21.9	58-131	.443	7-26	.269	30-46	.652	107-3.3	91-4	153	4.8	41	40	9	15
16-17	SR	22-0	9.9	12-36	.333	3-11	.273	6-11	.545	49-2.2	29-1	33	1.5	21	13	6	1
<b>CAREER</b>		<b>116-29</b>	<b>16.4</b>	<b>159-341</b>	<b>.465</b>	<b>27-86</b>	<b>.314</b>	<b>61-101</b>	<b>.604</b>	<b>271-2.3</b>	<b>235-7</b>	<b>406</b>	<b>3.5</b>	<b>92</b>	<b>90</b>	<b>24</b>	<b>29</b>

## CAREER HIGHS

Points	16 vs. Maryland (12/12/13)
Rebounds	11 vs. Virginia Tech (2/23/16)
Assists	4 (2x) last vs. Fordham (12/22/15)
Blocks	2 (5x) last vs. Nicholls State (11/11/16)
Steals	3 vs. Virginia Tech (2/23/16)
Field Goals Made	6 vs. Maryland (12/12/13)
3-Pointers Made	4 vs. Maryland (12/12/13)
Free Throws Made	6 at Virginia (2/3/16)
Free Throw Attempts	8 at Virginia (2/3/16)
Minutes	36 vs. Virginia Tech (2/23/16)

# #10 ERVINS MEZNIKVS · SO · FORWARD · 6-7 · 230 · RIGA, LATVIA · RIGAS TEIKAS



2015-16: One of two players to appear in all 32 games ... had nine points vs. North Carolina (2/9) ... scored 10 points vs. UNH (12/30) and Delaware (12/19) ... had eight points vs. UC Irvine (11/27) ... scored 12 points off the bench vs. Harvard (11/22), going 3-for-5 from beyond the arc.

NOTES: Played for the Latvia U20 National Team that finished fifth at the 2015 European Championship ... averaged 8.3 points and 3.7 rebounds in 10 games, and had seven games of double figure scoring ... played for Latvia at the 2013 and 2014 U18 European Championship ... averaged 11.7 points and 5.7 rebounds in nine games in 2014 ... team placed fourth in the 2013 tournament ... also played for the U16 team in 2012, averaging 14.5 points and 4.3 rebounds.

## GAME-BY-GAME

Opponent	Start	FG-FGA	3PT-ATT	FT-FTA	O-D-Total Rebs.	PF	TP	A	TO	BLK	STL	MINS
Nicholls State		0-0	0-0	0-0	0-0-0	1	0	0	0	0	0	2
Maryland Eastern Shore												
Stony Brook												
Towson												
vs. Kansas State												
vs. Richmond		0-1	0-0	0-0	0-0-0	0	0	0	2	0	0	3
Dartmouth		0-2	0-2	0-0	0-0-0	2	0	0	1	0	0	3
Harvard												
Hartford												
vs. Auburn												
Sacred Heart												
vs. Fairfield												
Providence												
Syracuse		0-0	0-0	0-0	0-0-0	0	0	0	0	0	0	1
at Wake Forest												
at #8/8 Duke												
NC State												
at Syracuse												
#16/16 Virginia												
#9/9 North Carolina												
at Miami												
at Virginia Tech												
Wake Forest												
#6/7 Louisville		2-5	1-4	0-0	0-2-2	2	5	0	0	0	0	11
Pittsburgh		1-1	1-1	0-0	1-1-2	1	3	1	1	1	1	11
at Georgia Tech		0-0	0-0	0-0	0-1-1	0	0	1	0	0	1	6
Notre Dame												
at Florida State												
Virginia Tech												
at Notre Dame												
at Clemson												

## CAREER STATS

Overall	YR	GP-ST	MIN	FGM-FGA	PCT	3FG-FGA	PCT	FTM-FTA	PCT	REB-AVG	PF-D	PTS	AVG	A	TO	B	S
15-16	FR	32-10	19.0	38-114	.333	25-82	.305	12-22	.545	64-2.0	61-2	113	3.5	31	23	3	16
16-17	SO	7-0	5.3	3-9	.333	2-7	.286	0-0	.000	5-0.7	6-0	8	1.1	2	4	1	2
CAREER		39-10	16.5	41-123	.323	27-89	.303	12-22	.545	69-1.8	67-2	121	3.2	33	26	4	18

## CAREER HIGHS

Points	12 vs. Harvard (11/22/15)
Rebounds	8 vs. UMass Lowell (12/6/15)
Assists	5 vs. Syracuse (2/14/16)
Blocks	2 at Wake Forest (2/21/16)
Steals	3 vs. Florida State (3/8/16)
Field Goals Made	5 vs. Delaware (12/19/15)
3-Pointers Made	3 vs. Harvard (11/22/15)
Free Throws Made	3 (2x) last vs. North Carolina (2/9/16)
Free Throw Attempts	4 vs. Michigan State (11/26/15)
Minutes	33 at Providence (12/9/15)

**#11 A.J. TURNER · SO · FORWARD · 6-7 · 188 · MT. CLEMENS, MICH. · NEW HAMPTON SCHOOL (N.H.)**



**2016-17:** Scored 12 of his 15 points in the second half at Miami (1/25) ... scored 10 second-half points vs. NC State (1/11) ... recorded 13 points, six rebounds and five assists at #8/8 Duke (1/7) ... scored 11 points at Wake Forest (1/3) ... notched 16 points and six assists vs. Syracuse (1/1) ... posted 12 points and six assists vs. Providence (12/23) ... had 10 points and four boards vs. Sacred Heart (12/18) ... tallied 13 points and four assists vs. Auburn (12/12) ... posted 13 points and a career-high seven assists vs. Hartford (12/9) ... had 13 points and a career-high eight rebounds vs. Harvard (12/7) ... dished out career-high six assists vs. Dartmouth (12/3) ... had 10 points and seven rebounds vs. Richmond (11/26) ... scored 12 points vs. Stony Brook (11/20) ... recorded 13 points and four assists vs. Md. Eastern Shore (11/15) ... had 12 points, five rebounds and four assists vs. Nicholls State (11/11).

**2015-16:** Fourth on the team in scoring and rebounding ... also third on the team in steals and blocks.

**NOTES:** Ranked as the fourth-best recruit from Michigan by ESPN ... transferred to New Hampton after averaging 20 points and six assists as a junior at De La Salle in Warren, Michigan in 2012-13 ... earned first team all-state honors that year.

**GAME-BY-GAME**

Opponent	Start	FG-FGA	3PT-ATT	FT-FTA	O-D-Total Rebs.	PF	TP	A	TO	BLK	STL	MINS
Nicholls State	*	4-6	2-2	2-5	1-4-5	0	12	4	0	1	0	26
Maryland Eastern Shore	*	5-7	2-4	1-2	1-1-2	2	13	4	2	0	0	29
Stony Brook	*	4-6	2-3	2-2	0-4-4	1	12	4	2	1	0	30
Towson	*	0-2	0-1	0-0	0-1-1	2	0	3	0	0	0	23
vs. Kansas State	*	1-4	1-2	0-0	2-4-6	0	3	3	0	0	1	29
vs. Richmond	*	4-12	1-6	1-1	3-4-7	0	10	2	2	1	0	32
Dartmouth	*	2-6	1-2	2-2	0-3-3	0	7	6	1	0	0	29
Harvard	*	5-11	3-6	0-0	1-7-8	1	13	3	4	0	2	32
Hartford	*	5-9	2-5	1-2	0-3-3	2	13	7	1	0	2	38
vs. Auburn	*	5-10	2-5	1-3	1-3-4	1	13	4	4	0	0	35
Sacred Heart	*	3-7	2-4	2-2	1-3-4	4	10	3	1	0	0	32
vs. Fairfield	*	2-8	1-1	0-0	1-4-5	1	5	4	0	1	1	31
Providence	*	4-9	2-6	2-2	0-2-2	0	12	6	1	1	2	37
Syracuse	*	6-9	4-7	0-1	0-2-2	2	16	6	0	0	1	36
at Wake Forest	*	4-10	2-7	1-2	0-2-2	2	11	2	0	1	0	37
at #8/8 Duke	*	5-9	1-4	2-2	1-5-6	4	13	5	1	0	0	35
NC State	*	2-7	1-2	5-5	0-4-4	0	10	0	0	0	3	39
at Syracuse	*	2-3	2-3	0-0	1-2-3	3	6	0	1	0	0	30
#16/16 Virginia	*	1-6	1-5	0-0	1-1-2	2	3	0	0	0	3	30
#9/9 North Carolina	*	2-6	1-5	2-2	0-2-2	1	7	5	1	0	0	33
at Miami	*	6-11	3-6	0-0	1-3-4	1	15	2	0	0	1	37
at Virginia Tech	*	1-6	1-4	1-3	1-3-4	2	4	0	1	0	0	25
Wake Forest		1-4	1-4	0-0	0-4-4	2	3	5	0	1	0	24
#6/7 Louisville		2-5	1-3	0-0	0-2-2	1	5	2	1	0	1	19
Pittsburgh		0-4	0-4	0-0	0-1-1	1	0	2	0	0	0	20
at Georgia Tech	*	2-11	1-8	0-0	0-4-4	0	5	0	1	0	0	31
Notre Dame												
at Florida State												
Virginia Tech												
at Notre Dame												
at Clemson												

**CAREER STATS**

Overall	YR	GP-ST	MIN	FGM-FGA	PCT	3FG-FGA	PCT	FTM-FTA	PCT	REB-AVG	PF-D	PTS	AVG	A	TO	B	S
15-16	FR	27-24	27.5	54-160	.338	25-96	.260	24-35	.686	97-3.6	39-0	157	5.8	42	20	10	25
16-17	SO	26-23	30.7	78-188	.415	40-109	.367	25-36	.694	94-3.6	35-0	221	8.5	82	24	7	17
<b>CAREER</b>		<b>53-47</b>	<b>29.1</b>	<b>132-348</b>	<b>.379</b>	<b>65-205</b>	<b>.317</b>	<b>49-71</b>	<b>.690</b>	<b>191-3.6</b>	<b>74-0</b>	<b>378</b>	<b>7.1</b>	<b>124</b>	<b>44</b>	<b>17</b>	<b>42</b>

**CAREER HIGHS**

Points	16 vs. Syracuse (1/1/17)
Rebounds	8 vs. Harvard (12/7/16)
Assists	7 vs. Hartford (12/9/16)
Blocks	2 (3x) last vs. Florida State (1/26/16)
Steals	4 vs. Clemson (3/5/16)
Field Goals Made	6 (2x) last at Miami (1/25/17)
3-Pointers Made	4 vs. Syracuse (1/1/17)
Free Throws Made	6 vs. Penn State (12/2/15)
Free Throw Attempts	8 vs. Penn State (12/2/15)
Minutes	41 vs. New Hampshire (12/30/15)

**#12 JOHNCARLOS REYES · R-FR · F/C · 6-10 · 214 · LAWRENCEVILLE, GA. · SOUND DOCTRINE CHRISTIAN ACADEMY**

2015-16: Redshirted the season ... recorded a double-double with 11 points and 14 rebounds vs. UMass Lowell (12/6) in his first career start.

NOTES: Averaged 18.4 points, 8.7 rebounds and 3.8 blocks in his one season at Sound Doctrine ... averaged 20.3 points, 6.0 rebounds and 4.6 blocks in the previous year at Kingdom Christian Academy ... had a school record 124 blocks in his junior season ... recorded 13 blocks in a game as a freshman ... played for Game Elite and went 15-3 in the adidas Gauntlet this past summer.

**GAME-BY-GAME**

Opponent	Start	FG-FGA	3PT-ATT	FT-FTA	O-D-Total Rebs.	PF	TP	A	TO	BLK	STL	MINS
Nicholls State												
Maryland Eastern Shore		3-4	0-0	0-0	1-1-2	1	6	0	2	1	0	9
Stony Brook		1-3	0-0	0-0	0-1-1	2	2	1	0	0	0	8
Towson		0-0	0-0	0-0	0-0-0	1	0	0	0	0	0	3
vs. Kansas State		2-2	0-0	0-1	0-2-2	3	4	0	2	1	0	10
vs. Richmond		1-1	0-0	0-0	0-4-4	1	2	0	1	1	1	18
Dartmouth		2-2	0-0	0-0	1-3-4	1	4	2	0	2	0	16
Harvard		0-0	0-0	0-0	0-1-1	0	0	0	0	0	0	4
Hartford		0-1	0-0	0-0	0-2-2	1	0	0	0	1	0	5
vs. Auburn		0-0	0-0	0-0	0-0-0	0	0	0	0	0	0	1
Sacred Heart		0-2	0-0	0-0	0-1-1	1	0	0	0	1	0	4
vs. Fairfield		0-0	0-0	0-0	1-0-1	1	0	0	0	0	0	1
Providence												
Syracuse		0-0	0-0	0-0	0-0-0	0	0	0	0	0	0	1
at Wake Forest		1-1	0-0	0-0	0-0-0	1	2	0	0	0	0	5
at #8/8 Duke												
NC State		0-0	0-0	0-0	0-0-0	1	0	0	1	0	0	4
at Syracuse		1-1	0-0	0-1	0-0-0	0	2	0	0	0	0	2
#16/16 Virginia		0-1	0-0	0-0	0-0-0	0	0	0	0	0	0	1
#9/9 North Carolina												
at Miami												
at Virginia Tech												
Wake Forest												
#6/7 Louisville		0-0	0-0	0-0	0-0-0	1	0	0	0	0	0	7
Pittsburgh												
at Georgia Tech												
Notre Dame												
at Florida State												
Virginia Tech												
at Notre Dame												
at Clemson												

**CAREER STATS**

Overall	YR	GP-ST	MIN	FGM-FGA	PCT	3FG-FGA	PCT	FTM-FTA	PCT	REB-AVG	PF-D	PTS	AVG	A	TO	B	S
15-16	FR	7-1	8.4	7-12	.583	0-0	.000	1-4	.250	24-3.4	6-0	15	2.1	2	4	3	3
16-17	R-FR	17-0	5.8	11-18	.611	0-0	.000	0-2	.000	18-1.1	14-0	22	1.3	3	6	7	1
CAREER		24-1	6.6	18-30	.600	0-0	.000	1-6	.167	42-1.8	20-0	37	1.5	5	10	10	4

**CAREER HIGHS**

Points	11 vs. UMass Lowell (12/6/15)
Rebounds	14 vs. UMass Lowell (12/6/15)
Assists	2 vs. Dartmouth (12/3/16)
Blocks	2 (2x) last vs. Dartmouth (12/3/16)
Steals	2 vs. UMass Lowell (12/6/15)
Field Goals Made	5 vs. UMass Lowell (12/6/15)
Free Throws Made	1 vs. UMass Lowell (12/6/15)
Free Throw Attempts	2 (2x) last vs. UMass Lowell (12/6/15)
Minutes	26 vs. UMass Lowell (12/6/15)



# #14 ASER GHEBREMICHAEL · SO · FORWARD · 6-8 · 195 · SOMERVILLE, MASS. · BROOKS SCHOOL



2015-16: Appeared in two games hit a 3-pointer in his collegiate debut against Central Connecticut (11/19) ... had a rebound against Maine (12/13).

NOTES: Played four years on the varsity team at Brooks School ... led the team to the NEPSAC Class B championship game as a junior and a senior ... team went 15-0 in the league as a senior ... team also advanced to the semifinals of the conference tournament as a freshman and sophomore.

## GAME-BY-GAME

Opponent	Start	FG-FGA	3PT-ATT	FT-FTA	O-D-Total Rebs.	PF	TP	A	TO	BLK	STL	MINS
Nicholls State												
Maryland Eastern Shore												
Stony Brook												
Towson												
vs. Kansas State												
vs. Richmond/Maryland												
Dartmouth												
Harvard												
Hartford												
vs. Auburn												
Sacred Heart												
vs. Fairfield												
Providence												
Syracuse		0-0	0-0	0-0	0-0-0	0	0	0	0	0	0	1
at Wake Forest												
at #8/8 Duke												
NC State												
at Syracuse												
#16/16 Virginia												
#9/9 North Carolina												
at Miami												
at Virginia Tech												
Wake Forest												
#6/7 Louisville												
Pittsburgh												
at Georgia Tech												
Notre Dame												
at Florida State												
Virginia Tech												
at Notre Dame												
at Clemson												

## CAREER STATS

Overall	YR	GP-ST	MIN	FGM-FGA	PCT	3FG-FGA	PCT	FTM-FTA	PCT	REB-AVG	PF-D	PTS	AVG	A	TO	B	S
15-16	FR	2-0	3.5	1-1	1.000	1-1	1.000	0-0	.000	1-0.5	2-0	3	1.5	0	0	0	0
16-17	SO	1-0	1.0	0-0	.000	0-0	.000	0-0	.000	0-0.0	0-0	0	0.0	0	0	0	0
<b>CAREER</b>		<b>3-0</b>	<b>2.7</b>	<b>1-1</b>	<b>1.000</b>	<b>1-1</b>	<b>1.000</b>	<b>0-0</b>	<b>.000</b>	<b>1-0.3</b>	<b>2-0</b>	<b>3</b>	<b>1.0</b>	<b>0</b>	<b>0</b>	<b>0</b>	<b>0</b>

## CAREER HIGHS

Points	3 vs. Central Connecticut (11/19/15)
Rebounds	1 vs. Maine (12/13/15)
Field Goals Made	1 vs. Central Connecticut (11/19/15)
3-Pointers Made	1 vs. Central Connecticut (11/19/15)
Minutes	4 vs. Central Connecticut (11/19/15)

# #15 MD JEFFERS · GR · FORWARD · 6-9 · 240 · WASHINGTON, D.C. · CALVIN COOLIDGE



**2016-17:** Scored a season-high 14 points vs. Pittsburgh (2/8), going 7-for-9 from the field ... had seven points and nine boards at Virginia Tech (1/29) ... notched nine points and nine rebounds at Miami (1/25) ... had eight points and 12 rebounds at #8/8 Duke (1/7) ... posted 13 points and eight rebounds vs. Providence (12/23) ... had 10 points and eight boards vs. Stony Brook (11/20) ... grabbed a career-high 13 rebounds vs. Md. Eastern Shore (11/15).

**AT DELAWARE:** Two-year starter who appeared in 76 games and made 44 starts ... played in 29 games with 16 starts last season ... averaged 5.2 points and ranked third on the team with 4.8 rebounds per game ... led the team with 32 blocks which ranked sixth in the CAA ... played in 29 games and made 28 starts in 2014-15 ... averaged 6.8 points and 4.8 rebounds per game while shooting a team-best 57 percent from the field ... ranked ninth in the CAA in blocks (28) ... appeared in 18 games as a redshirt freshman in 2013-14 as Delaware won the CAA and advanced to the NCAA Tournament.

## GAME-BY-GAME

Opponent	Start	FG-FGA	3PT-ATT	FT-FTA	O-D-Total Rebs.	PF	TP	A	TO	BLK	STL	MINS
Nicholls State	*	3-6	0-0	0-1	1-5-6	3	6	0	1	0	0	26
Maryland Eastern Shore	*	2-5	0-0	1-2	4-9-13	4	5	1	0	0	1	18
Stony Brook	*	4-8	0-0	2-5	3-5-8	4	10	1	2	0	0	18
Towson	*	1-4	0-0	2-2	1-5-6	4	4	0	4	1	0	27
vs. Kansas State	*	1-4	0-0	1-2	2-5-7	4	3	1	2	1	0	22
vs. Richmond	*	0-1	0-0	0-2	0-2-2	3	0	0	2	0	0	11
Dartmouth	*	4-5	0-0	0-0	0-1-1	3	8	0	1	0	0	17
Harvard	*	2-4	0-0	0-0	2-4-6	0	4	0	1	3	0	32
Hartford	*	3-5	0-0	2-3	4-4-8	2	8	1	3	0	0	22
vs. Auburn	*	2-5	0-0	2-2	3-4-7	3	6	1	1	1	0	26
Sacred Heart	*	2-5	0-0	1-2	1-4-5	2	5	1	2	0	0	18
vs. Fairfield	*	1-3	0-0	3-5	1-2-3	3	5	0	0	0	0	16
Providence	*	6-8	0-0	1-3	3-5-8	1	13	1	0	3	1	28
Syracuse	*	1-5	0-0	0-0	2-3-5	1	2	0	2	1	1	16
at Wake Forest	*	0-0	0-0	1-2	1-0-1	5	1	1	0	0	0	8
at #8/8 Duke	*	3-4	0-0	2-2	4-8-12	1	8	1	2	0	0	29
NC State	*	0-3	0-0	2-2	0-2-2	4	2	1	3	0	0	17
at Syracuse	*	2-7	0-0	1-1	3-1-4	2	5	0	3	0	0	13
#16/16 Virginia	*	0-2	0-0	1-2	1-4-5	0	1	0	0	1	0	17
#9/9 North Carolina	*	3-5	0-0	0-0	3-2-5	5	6	0	1	3	1	27
at Miami	*	4-8	0-0	1-2	4-5-9	2	9	1	1	1	1	25
at Virginia Tech	*	3-3	0-0	1-1	4-5-9	4	7	1	1	0	1	26
Wake Forest	*	2-3	0-0	0-2	3-4-7	5	4	2	3	0	1	24
#6/7 Louisville	*	0-1	0-0	0-0	0-2-2	1	0	0	1	0	0	21
Pittsburgh	*	7-9	0-0	0-1	1-1-2	4	14	0	1	0	0	20
at Georgia Tech	*	3-9	0-0	0-2	4-4-8	3	6	1	3	1	2	26
Notre Dame												
at Florida State												
Virginia Tech												
at Notre Dame												
at Clemson												

## CAREER STATS

Overall	YR	GP-ST	MIN	FGM-FGA	PCT	3FG-FGA	PCT	FTM-FTA	PCT	REB-AVG	PF-D	PTS	AVG	A	TO	B	S
12-13	FR	0-0	-	-	-	-	-	-	-	-	-	-	-	-	-	-	-
13-14	SO	18-0	4.7	5-8	.625	0-0	.000	3-5	.600	13-0.7	-	13	0.7	0	0	3	0
14-15	JR	30-29	23.5	85-149	.570	0-0	.000	35-59	.593	145-4.8	-	205	6.8	28	49	28	10
15-16	SR	29-16	22.8	47-117	.402	0-0	.000	56-100	.560	140-4.8	-	150	5.2	15	58	32	7
16-17	GR	26-26	21.2	59-122	.484	0-0	.000	24-46	.522	151-5.8	73-3	142	5.5	15	40	16	9
<b>CAREER</b>		<b>103-71</b>	<b>19.4</b>	<b>196-396</b>	<b>.495</b>	<b>0-0</b>	<b>.000</b>	<b>118-210</b>	<b>.562</b>	<b>461-4.5</b>	<b>73-3</b>	<b>510</b>	<b>5.0</b>	<b>58</b>	<b>147</b>	<b>79</b>	<b>26</b>

## CAREER HIGHS

Points	20 at Northeastern (2/7/15)
Rebounds	13 vs. Maryland Eastern Shore (11/15/16)
Assists	3 vs. St. Bonaventure (12/30/14)
Blocks	6 at Towson (1/30/16)
Steals	2 vs. USF (12/3/15)
Field Goals Made	9 at Northeastern (2/7/15)
Free Throws Made	9 vs. USF (12/3/15)
Free Throw Attempts	11 vs. USF (12/3/15)
Minutes	36 (4x)

**#20 GORDON GEHAN · SO · GUARD/FORWARD · 6-5 · 220 · DALLAS, TEXAS · EPISCOPAL SCHOOL OF DALLAS**

**2015-16:** Appeared in six games, including three ACC contests ... had two points and a rebound in games against Clemson (3/2) and Maine (12/13) ... made collegiate debut against St. Francis Brooklyn (11/14).

**NOTES:** Named all-state as a junior and senior ... also named to the all-conference team three times ... served as team captain as a senior, averaging 24.2 points, 9.3 rebounds and 4.5 assists ... scored a school-record 42 points in a game ... also played for Team Texas TD.

**GAME-BY-GAME**

Opponent	Start	FG-FGA	3PT-ATT	FT-FTA	O-D-Total Rebs.	PF	TP	A	TO	BLK	STL	MINS
Nicholls State												
Maryland Eastern Shore												
Stony Brook												
Towson		0-0	0-0	0-0	0-0-0	0	0	0	0	0	0	1
vs. Kansas State												
vs. Richmond												
Dartmouth		0-2	0-1	0-0	0-0-0	0	0	0	0	0	0	2
Harvard												
Hartford												
vs. Auburn												
Sacred Heart												
vs. Fairfield												
Providence												
Syracuse		0-0	0-0	0-0	0-0-0	0	0	0	0	0	0	1
at Wake Forest												
at #8/8 Duke												
NC State												
at Syracuse												
#16/16 Virginia												
#9/9 North Carolina												
at Miami												
at Virginia Tech												
Wake Forest												
#6/7 Louisville												
Pittsburgh												
at Georgia Tech												
Notre Dame												
at Florida State												
Virginia Tech												
at Notre Dame												
at Clemson												

**CAREER STATS**

Overall	YR	GP-ST	MIN	FGM-FGA	PCT	3FG-FGA	PCT	FTM-FTA	PCT	REB-AVG	PF-D	PTS	AVG	A	TO	B	S
15-16	FR	6-0	2.2	2-3	.667	0-0	.000	0-0	.000	2-0.3	0-0	4	0.7	0	0	0	0
16-17	SO	3-0	1.0	0-2	.000	0-1	.000	0-0	.000	0-0.0	0-0	0	0.0	0	0	0	0
<b>CAREER</b>		<b>9-0</b>	<b>1.8</b>	<b>2-5</b>	<b>.400</b>	<b>0-1</b>	<b>.000</b>	<b>0-0</b>	<b>.000</b>	<b>2-0.2</b>	<b>0-0</b>	<b>4</b>	<b>0.4</b>	<b>0</b>	<b>0</b>	<b>0</b>	<b>0</b>

**CAREER HIGHS**

Points	2 (2x) last vs. Clemson (3/2/16)
Rebounds	1 (2x) last vs. Clemson (3/2/16)
Field Goals Made	1 (2x) last vs. Clemson (3/2/16)
Minutes	4 vs. Central Connecticut (11/19/15)

# #21 NIK POPVIC · FR · FORWARD · 6-11 · 243 · BANJA LUKA, BOSNIA AND HERZEGOVINA · THE SAGEMONT SCHOOL (FLA.)



2016-17: Matched a season high with 13 points while recording a season-high seven rebounds at Syracuse (1/14) ... posted 11 points and six rebounds vs. Syracuse (1/1) ... tipped in the game-winner with 0.2 seconds left vs. Auburn (12/12), and finished with eight points and five rebounds ... tallied 13 points and five rebounds in 13 minutes vs. Stony Brook (11/20), going 6-for-7 from the field.

NOTES: All-County First Team selection by the Sun-Sentinel after averaging 8.0 points, 7.0 rebounds and 3.0 blocks per game as a senior ... played for the U18 Serbian National Team at the 2015 European Championship ... played in six of seven games for the U17 team that won the bronze medal at the 2014 FIBA World Championships ... member of the Red Star junior team.

## GAME-BY-GAME

Opponent	Start	FG-FGA	3PT-ATT	FT-FTA	O-D-Total Rebs.	PF	TP	A	TO	BLK	STL	MINS
Nicholls State		2-5	0-0	2-5	1-3-4	1	6	2	2	0	0	13
Maryland Eastern Shore		2-7	0-0	0-0	2-2-4	0	4	0	2	0	0	14
Stony Brook		6-7	1-1	0-0	2-3-5	4	13	0	1	2	0	13
Towson		3-3	1-1	0-0	1-1-2	4	7	0	1	0	0	14
vs. Kansas State		0-2	0-1	0-0	1-0-1	2	0	0	2	0	0	8
vs. Richmond												
Dartmouth												
Harvard												
Hartford		1-3	0-0	3-4	1-1-2	0	5	0	0	1	0	8
vs. Auburn		4-5	0-1	0-0	1-4-5	1	8	1	1	1	0	13
Sacred Heart		2-5	0-2	3-8	1-4-5	4	7	2	1	1	0	16
vs. Fairfield		2-6	0-0	2-2	2-4-6	4	6	0	2	0	1	19
Providence		3-5	0-0	0-0	1-0-1	3	6	0	0	0	0	10
Syracuse		5-10	0-1	1-4	4-2-6	4	11	2	0	0	1	25
at Wake Forest		4-5	0-0	1-1	1-3-4	4	9	0	2	0	0	17
at #8/8 Duke		1-5	0-0	2-2	0-4-4	2	4	0	1	0	0	9
NC State		1-5	0-2	0-0	0-2-2	2	2	0	1	0	0	14
at Syracuse		5-8	1-2	2-4	5-2-7	1	13	1	1	0	0	27
#16/16 Virginia		3-5	0-0	0-0	3-5-8	4	6	1	1	1	0	19
#9/9 North Carolina		2-4	0-0	0-0	0-3-3	0	4	0	1	1	0	13
at Miami		3-6	0-0	0-0	0-2-2	2	6	0	0	0	0	13
at Virginia Tech		1-4	0-0	0-0	0-2-2	0	2	2	0	0	0	12
Wake Forest		3-7	1-2	0-0	0-4-4	5	7	1	1	1	0	12
#6/7 Louisville		3-5	1-2	0-0	0-3-3	5	7	0	3	0	0	12
Pittsburgh		4-7	0-0	0-0	2-2-4	2	8	0	0	0	0	17
at Georgia Tech		1-6	0-0	1-2	0-2-2	0	3	0	1	0	0	12
Notre Dame												
at Florida State												
Virginia Tech												
at Notre Dame												
at Clemson												

## CAREER STATS


Overall	YR	GP-ST	MIN	FGM-FGA	PCT	3FG-FGA	PCT	FTM-FTA	PCT	REB-AVG	PF-D	PTS	AVG	A	TO	B	S
16-17	FR	23-0	14.3	61-125	.488	5-15	.333	17-32	.531	86-3.7	54-2	144	6.3	12	24	8	2
CAREER		23-0	14.3	61-125	.488	5-15	.333	17-32	.531	86-3.7	54-2	144	6.3	12	24	8	2

## CAREER HIGHS

Points	13 (2x) last at Syracuse (1/14/17)
Rebounds	8 vs. Virginia (1/18/17)
Assists	2 (3x) last vs. Syracuse (1/1/17)
Blocks	2 vs. Stony Brook (11/20/16)
Steals	1 (2x) last vs. Syracuse (1/1/17)
Field Goals Made	6 vs. Stony Brook (11/20/16)
3-Pointers Made	1 (3x) last at Syracuse (1/14/17)
Free Throws Made	3 (2x) last vs. Sacred Heart (12/18/16)
Free Throw Attempts	8 vs. Sacred Heart (12/18/16)
Minutes	27 at Syracuse (1/14/17)



# #22 MATT DILUCCIO · FR · GUARD · 5-11 · 180 · ROCKVILLE CENTRE, N.Y. · SOUTH SIDE



NOTES: Starting point guard for South Side which won three-straight conference titles ... was an all-county player and served as team captain ... also starred in soccer as a four-year varsity player ... earned all-county honors and served twice as team captain ... led team to the county championship.

## GAME-BY-GAME

Opponent	Start	FG-FGA	3PT-ATT	FT-FTA	O-D-Total Rebs.	PF	TP	A	TO	BLK	STL	MINS
Nicholls State												
Maryland Eastern Shore												
Stony Brook												
Towson												
vs. Kansas State												
vs. Richmond												
Dartmouth												
Harvard												
Hartford												
vs. Auburn												
Sacred Heart												
vs. Fairfield												
Providence												
Syracuse												
at Wake Forest												
at #8/8 Duke												
NC State												
at Syracuse												
#16/16 Virginia												
#9/9 North Carolina												
at Miami												
at Virginia Tech												
Wake Forest												
#6/7 Louisville												
Pittsburgh												
at Georgia Tech												
Notre Dame												
at Florida State												
Virginia Tech												
at Notre Dame												
at Clemson												

## CAREER STATS

Overall	YR	GP-ST	MIN	FGM-FGA	PCT	3FG-FGA	PCT	FTM-FTA	PCT	REB-AVG	PF-D	PTS	AVG	A	TO	B	S
16-17	FR																

## CAREER

## CAREER HIGHS

Points	
Rebounds	
Assists	
Blocks	
Steals	
Field Goals Made	
3-Pointers Made	
Free Throws Made	
Free Throw Attempts	
Minutes	

**#23 MIKE SAGAY · FR · FORWARD · 6-7 · 200 · BLOOMFIELD, CONN. · ST. THOMAS MORE SCHOOL**

NOTES: Ranked as the fifth-best prospect in Connecticut and the 14th-best prospect in New England by New England Recruiting Report ... named All-NEPSAC Second Team as a junior at Watkinson School ... played AAU for Game Elite.

**GAME-BY-GAME**

Opponent	Start	FG-FGA	3PT-ATT	FT-FTA	O-D-Total Rebs.	PF	TP	A	TO	BLK	STL	MINS
Nicholls State												
Maryland Eastern Shore		1-1	0-0	0-0	0-0-0	0	2	0	0	0	0	1
Stony Brook		1-2	1-1	3-4	1-1-2	2	6	0	0	0	0	4
Towson												
vs. Kansas State		0-0	0-0	0-0	0-0-0	0	0	0	0	0	0	1
vs. Richmond												
Dartmouth		2-6	1-2	0-2	0-1-1	2	5	0	2	0	1	15
Harvard												
Hartford												
vs. Auburn												
Sacred Heart												
vs. Fairfield												
Providence												
Syracuse												
at Wake Forest												
at #8/8 Duke												
NC State												
at Syracuse		0-1	0-0	0-0	0-0-0	0	0	0	0	0	0	2
#16/16 Virginia		0-0	0-0	0-0	0-0-0	0	0	0	1	0	0	1
#9/9 North Carolina												
at Miami												
at Virginia Tech												
Wake Forest		0-2	0-0	0-0	0-1-1	0	0	0	0	0	0	2
#6/7 Louisville		2-2	1-1	1-2	0-1-1	0	6	0	1	0	0	3
Pittsburgh												
at Georgia Tech		1-4	0-0	0-0	1-2-3	0	2	0	0	0	0	8
Notre Dame												
at Florida State												
Virginia Tech												
at Notre Dame												
at Clemson												


**CAREER STATS**

Overall	YR	GP-ST	MIN	FGM-FGA	PCT	3FG-FGA	PCT	FTM-FTA	PCT	REB-AVG	PF-D	PTS	AVG	A	TO	B	S
16-17	FR	9-0	4.1	7-18	.389	3-4	.750	4-8	.500	8-0.9	4-0	21	2.3	0	4	0	1
CAREER		9-0	4.1	7-18	.389	3-4	.750	4-8	.500	8-0.9	4-0	21	2.3	0	4	0	1

**CAREER HIGHS**

Points	6 (2x) last vs. #6/7 Louisville (2/4/17)
Rebounds	3 at Georgia Tech (2/11/17)
Assists	
Blocks	
Steals	1 vs. Dartmouth (12/3/16)
Field Goals Made	2 (2x) last vs. #6/7 Louisville (2/4/17)
3-Pointers Made	1 (3x) last vs. #6/7 Louisville (2/4/17)
Free Throws Made	3 vs. Stony Brook (11/20/16)
Free Throw Attempts	4 vs. Stony Brook (11/20/16)
Minutes	15 vs. Dartmouth (12/3/16)

# #25 JORDAN CHATMAN · SO · GUARD · 6-5 · 198 · VANCOUVER, WASH. · UNION



**2016-17:** Scored 22 points vs. Wake Forest (1/31), going 4-for-6 from long range ... tied a BC record with nine 3-pointers at Virginia Tech (1/29), hitting his first nine attempts and going 9-for-11 in the game ... scored 30 points against the Hokies ... tied Dana Barros' record which he attained on January 7, 1989 at Pittsburgh ... they were the third-most 3-pointers in ACC history and the most ever allowed by Virginia Tech ... his .818 percentage from deep is the best in ACC history for a player that has hit at least nine 3-pointers (15 players) ... scored a career and game-high 16 points vs. #16/16 Virginia (1/18) ... recorded 11 points vs. Providence (12/23) ... scored 12 points vs. Dartmouth (12/3) and had 10 vs. Towson (11/22).

**AT BYU:** Redshirted the 2014-15 season ... played in 36 of 37 games last season ... scored a season-high 13 points against Portland (2/25), going 4-for-7 from the field and 3-for-5 from long range ... sank three 3-pointers and scored 11 points at San Francisco (2/11) ... recorded eight points at Saint Mary's (12/31) and had a season-high seven rebounds vs. Loyola Marymount (1/28).

## GAME-BY-GAME

Opponent	Start	FG-FGA	3PT-ATT	FT-FTA	O-D-Total Rebs.	PF	TP	A	TO	BLK	STL	MINS
Nicholls State		3-5	2-4	0-0	0-2-2	1	8	0	1	1	1	23
Maryland Eastern Shore		2-6	1-3	1-2	0-2-2	1	6	2	0	0	0	16
Stony Brook		1-2	1-1	4-4	0-4-4	0	7	0	3	0	0	20
Towson		3-8	2-5	2-2	0-1-1	0	10	2	3	1	0	24
vs. Kansas State		1-3	1-2	0-0	0-0-0	4	3	2	0	0	0	15
vs. Richmond		0-5	0-3	0-0	1-3-4	1	0	0	1	0	0	13
Dartmouth		4-7	2-3	2-2	0-2-2	2	12	1	0	0	1	22
Harvard		2-5	2-5	0-0	1-0-1	4	6	2	2	0	0	23
Hartford		2-8	2-4	2-2	1-0-1	0	8	0	2	0	0	22
vs. Auburn		1-8	1-5	0-0	0-3-3	3	3	2	3	1	1	17
Sacred Heart		3-5	2-3	0-1	0-2-2	1	8	0	0	0	0	19
vs. Fairfield		2-4	0-2	0-0	0-3-3	1	4	1	3	1	2	26
Providence		3-6	3-5	2-2	0-4-4	0	11	1	3	0	0	25
Syracuse		2-6	2-5	0-0	0-2-2	2	6	0	1	0	0	14
at Wake Forest		1-7	1-7	2-2	0-2-2	1	5	1	0	0	2	26
at #8/8 Duke		4-7	1-4	0-0	0-0-0	3	9	0	2	0	1	25
NC State		1-3	0-0	0-0	1-0-1	2	2	0	1	0	1	13
at Syracuse		2-5	2-5	2-3	0-1-1	2	8	2	0	0	0	25
#16/16 Virginia		6-9	2-4	2-2	0-1-1	2	16	0	0	0	0	33
#9/9 North Carolina		2-8	2-4	2-2	0-4-4	1	8	2	0	0	0	18
at Miami		2-7	2-5	0-0	1-3-4	1	6	1	3	1	4	23
at Virginia Tech		10-12	9-11	1-1	0-0-0	4	30	1	0	0	0	36
Wake Forest	*	6-10	4-6	6-6	1-2-3	3	22	1	0	0	0	34
#6/7 Louisville	*	3-6	2-5	2-2	1-2-3	0	10	0	0	0	0	27
Pittsburgh	*	2-5	1-3	2-2	1-1-2	0	7	2	1	0	0	35
at Georgia Tech	*	0-8	0-4	2-2	1-3-4	4	2	1	1	0	1	33
Notre Dame												
at Florida State												
Virginia Tech												
at Notre Dame												
at Clemson												

## CAREER STATS

Overall	YR	GP-ST	MIN	FGM-FGA	PCT	3FG-FGA	PCT	FTM-FTA	PCT	REB-AVG	PF-D	PTS	AVG	A	TO	B	S
14-15	FR	-	-	-	-	-	-	-	-	-	-	-	-	-	-	-	-
15-16	R-FR	36-0	10.0	35-92	.380	18-53	.340	7-10	.700	35-1.0	36-0	95	2.6	27	20	5	4
16-17	SO	26-4	23.3	68-165	.412	47-108	.435	34-37	.919	56-2.2	43-0	217	8.3	24	30	5	14
<b>CAREER</b>		<b>62-4</b>	<b>15.6</b>	<b>103-257</b>	<b>.401</b>	<b>65-161</b>	<b>.404</b>	<b>41-47</b>	<b>.872</b>	<b>89-1.4</b>	<b>79-0</b>	<b>312</b>	<b>5.0</b>	<b>51</b>	<b>50</b>	<b>10</b>	<b>18</b>

## CAREER HIGHS

Points	30 at Virginia Tech (1/29/17)
Rebounds	7 Loyola Marymount (01/28/16)
Assists	4 vs. San Diego (02/20/16)
Blocks	2 vs. Pepperdine (01/30/16)
Steals	4 at Miami (1/25/17)
Field Goals Made	10 at Virginia Tech (1/29/17)
3-Pointers Made	9 at Virginia Tech (1/29/17)
Free Throws Made	6 vs. Wake Forest (1/31/17)
Free Throw Attempts	6 vs. Wake Forest (1/31/17)
Minutes	36 at Virginia Tech (1/29/17)

# ACC STATISTICS

RECORD:	OVERALL	HOME	AWAY	NEUTRAL
ALL GAMES	2-11	2-5	0-6	0-0
CONFERENCE	2-11	2-5	0-6	0-0
NON-CONFERENCE	0-0	0-0	0-0	0-0

#	Player	gp-gs	min	avg	Total		3-Point		F-Throw		Rebounds			pf	dq	a	to	blk	stl	pts	avg	
					fg-fga	fg%	3fg-fga	3fg%	ft-fga	ft%	off	def	tot									avg
01	Jerome Robinson	13-13	432	33.2	89-206	.432	15-59	.254	45-59	.763	8	25	33	2.5	42	2	36	38	1	18	238	18.3
00	Ky Bowman	13-13	462	35.5	77-158	.487	36-73	.493	26-41	.634	9	65	74	5.7	32	0	50	45	1	16	216	16.6
25	Jordan Chatman	13-4	342	26.3	41-93	.441	28-63	.444	21-22	.955	6	21	27	2.1	25	0	11	9	1	9	131	10.1
11	A.J. Turner	13-10	394	30.3	34-91	.374	19-62	.306	11-15	.733	5	35	40	3.1	21	0	29	6	2	9	98	7.5
02	Connor Tava	13-12	376	28.9	31-61	.508	4-21	.190	18-25	.720	11	66	77	5.9	35	1	34	34	6	6	84	6.5
21	Nik Popovic	13-0	202	15.5	36-77	.468	3-9	.333	7-13	.538	15	36	51	3.9	31	2	7	12	3	1	82	6.3
15	Mo Jeffers	13-13	269	20.7	28-59	.475	0-0	.000	9-17	.529	30	41	71	5.5	37	3	8	21	7	7	65	5.0
10	Ervins Meznieks	4-0	29	7.3	3-6	.500	2-5	.400	0-0	.000	1	4	5	1.3	3	0	2	1	1	2	8	2.0
23	Mike Sagay	5-0	16	3.2	3-9	.333	1-1	1.000	1-2	.500	1	4	5	1.0	0	0	0	2	0	0	8	1.6
12	Johncarlos Reyes	6-0	20	3.3	2-3	.667	0-0	.000	0-1	.000	0	0	0	0.0	3	0	0	1	1	0	4	0.7
05	Garland Owens	9-0	56	6.2	1-6	.167	0-3	.000	0-0	.000	6	9	15	1.7	8	0	6	7	2	0	2	0.2
14	Aser Ghebremichael	1-0	1	1.0	0-0	.000	0-0	.000	0-0	.000	0	0	0	0.0	0	0	0	0	0	0	0	0.0
20	Gordon Gehan	1-0	1	1.0	0-0	.000	0-0	.000	0-0	.000	0	0	0	0.0	0	0	0	0	0	0	0	0.0
Team											18	14	32				3					
Total.....		13	2600		345-769	.449	108-296	.365	138-195	.708	110	320	430	33.1	237	8	183	179	25	68	936	72.0
Opponents.....		13	2600		356-733	.486	86-219	.393	244-321	.760	102	345	447	34.4	196	-	209	145	54	94	1042	80.2

TEAM STATISTICS	BC	OPP	Date	Opponent	Score	Att.
SCORING	936	1042	* 1/1/17	SYRACUSE	w 96-81	7226
Points per game	72.0	80.2	* 1/3/17	at Wake Forest	L 66-79	7708
Scoring margin	-8.2	-	* 1/7/17	at Duke	L 82-93	9314
FIELD GOALS-ATT	345-769	356-733	* 1/11/17	NC STATE	w 74-66	3904
Field goal pct	.449	.486	* 1/14/17	at Syracuse	L 53-76	21626
3 POINT FG-ATT	108-296	86-219	* 1/18/17	VIRGINIA	L 54-71	5038
3-point FG pct	.365	.393	* 1/21/17	NORTH CAROLINA	L 82-90	8606
3-pt FG made per game	8.3	6.6	* 1/25/17	at Miami	L 77-78	7139
FREE THROWS-ATT	138-195	244-321	* 1/29/17	at Virginia Tech	L 79-85	7372
Free throw pct	.708	.760	* 1/31/17	WAKE FOREST	L 80-85	3751
F-Throws made per game	10.6	18.8	* 2/4/17	LOUISVILLE	L 67-90	7047
REBOUNDS	430	447	* 2/8/17	PITTSBURGH	L 72-83	3843
Rebounds per game	33.1	34.4	* 2/11/17	at Georgia Tech	L 54-65	7391
Rebounding margin	-1.3	-				
ASSISTS	183	209				
Assists per game	14.1	16.1				
TURNOVERS	179	145				
Turnovers per game	13.8	11.2				
Turnover margin	-2.6	-				
Assist/turnover ratio	1.0	1.4				
STEALS	68	94				
Steals per game	5.2	7.2				
BLOCKS	25	54				
Blocks per game	1.9	4.2				
ATTENDANCE	39415	60550				
Home games-Avg/Game	7-5631	6-10092				
Neutral site-Avg/Game	-	0-0				

\* = Conference game

Score by Periods	1st	2nd	Totals
Boston College	403	533	936
Opponents	462	580	1042



# OVERALL STATISTICS

RECORD:	OVERALL	HOME	AWAY	NEUTRAL
ALL GAMES	9-17	8-8	0-6	1-3
CONFERENCE	2-11	2-5	0-6	0-0
NON-CONFERENCE	7-6	6-3	0-0	1-3

#	Player	gp-gs	min	avg	Total		3-Point		F-Throw		Rebounds			pf	dq	a	to	blk	stl	pts	avg	
					fg-fga	fg%	3fg-fga	3fg%	ft-fga	ft%	off	def	tot									
01	Jerome Robinson	26-26	881	33.9	185-419	.442	42-128	.328	93-133	.699	18	83	101	3.9	76	2	78	81	10	45	505	19.4
00	Ky Bowman	26-23	737	28.3	124-249	.498	46-102	.451	57-86	.663	16	103	119	4.6	64	0	75	77	2	30	351	13.5
11	A.J. Turner	26-23	797	30.7	78-188	.415	40-109	.367	25-36	.694	16	78	94	3.6	35	0	82	24	7	17	221	8.5
25	Jordan Chatman	26-4	607	23.3	68-165	.412	47-108	.435	34-37	.919	9	47	56	2.2	43	0	24	30	5	14	217	8.3
02	Connar Tava	26-25	698	26.8	57-119	.479	4-26	.154	50-73	.685	38	113	151	5.8	70	2	62	64	9	18	168	6.5
21	Nik Popovic	23-0	330	14.3	61-125	.488	5-15	.333	17-32	.531	28	58	86	3.7	54	2	12	24	8	2	144	6.3
15	Mo Jeffers	26-26	550	21.2	59-122	.484	0-0	.000	24-46	.522	55	96	151	5.8	73	3	15	40	16	9	142	5.5
03	Ty Graves	11-3	207	18.8	19-50	.380	12-33	.364	3-5	.600	0	10	10	0.9	15	0	18	18	2	0	53	4.8
23	Mike Sagay	9-0	37	4.1	7-18	.389	3-4	.750	4-8	.500	2	6	8	0.9	4	0	0	4	0	1	21	2.3
05	Garland Owens	22-0	217	9.9	12-36	.333	3-11	.273	6-11	.545	16	33	49	2.2	29	1	21	13	6	1	33	1.5
12	Johncarlos Reyes	17-0	99	5.8	11-18	.611	0-0	.000	0-2	.000	3	15	18	1.1	15	0	3	6	8	1	22	1.3
10	Ervins Meznieks	7-0	37	5.3	3-9	.333	2-7	.286	0-0	.000	1	4	5	0.7	6	0	2	4	1	2	8	1.1
20	Gordon Gehan	3-0	3	1.0	0-2	.000	0-1	.000	0-0	.000	0	0	0	0.0	0	0	0	0	0	0	0	0.0
14	Aser Ghebremichael	1-0	1	1.0	0-0	.000	0-0	.000	0-0	.000	0	0	0	0.0	0	0	0	0	0	0	0	0.0
Team																						
Total.....		26	5201		684-1520	.450	204-544	.375	313-469	.667	243	686	929	35.7	484	10	392	389	74	140	1885	72.5
Opponents.....		26	5201		680-1490	.456	170-505	.337	443-593	.747	216	682	898	34.5	443	-	400	329	107	204	1973	75.9

TEAM STATISTICS	BC	OPP	Date	Opponent	Score	Att.
SCORING	1885	1973	11/11/16	NICHOLLS STATE	L 73-79	3122
Points per game	72.5	75.9	11/15/16	MD. EASTERN SHORE	w 73-57	2051
Scoring margin	-3.4	-	11/20/16	STONY BROOK	w 82-75	2108
FIELD GOALS-ATT	684-1520	680-1490	11/22/16	TOWSON	w 80-70	2163
Field goal pct	.450	.456	11/25/16	vs Kansas State	L 54-72	5024
3 POINT FG-ATT	204-544	170-505	11/26/16	vs Richmond	L 54-67	5011
3-point FG pct	.375	.337	12/3/16	DARTMOUTH	w 88-70	3188
3-pt FG made per game	7.8	6.5	12/7/16	HARVARD	L 66-74	3832
FREE THROWS-ATT	313-469	443-593	12/9/16	HARTFORD	L 63-65	2274
Free throw pct	.667	.747	12/12/16	vs Auburn	w 72-71	7558
F-Throws made per game	12.0	17.0	12/18/16	SACRED HEART	w 82-75	2320
REBOUNDS	929	898	12/21/16	vs Fairfield	L 83-89	3462
Rebounds per game	35.7	34.5	12/23/16	PROVIDENCE	w 79-67	5266
Rebounding margin	+1.2	-	* 1/1/17	SYRACUSE	w 96-81	7226
ASSISTS	392	400	* 1/3/17	at Wake Forest	L 66-79	7708
Assists per game	15.1	15.4	* 1/7/17	at Duke	L 82-93	9314
TURNOVERS	389	329	* 1/11/17	NC STATE	w 74-66	3904
Turnovers per game	15.0	12.7	* 1/14/17	at Syracuse	L 53-76	21626
Turnover margin	-2.3	-	* 1/18/17	VIRGINIA	L 54-71	5038
Assist/turnover ratio	1.0	1.2	* 1/21/17	NORTH CAROLINA	L 82-90	8606
STEALS	140	204	* 1/25/17	at Miami	L 77-78	7139
Steals per game	5.4	7.8	* 1/29/17	at Virginia Tech	L 79-85	7372
BLOCKS	74	107	* 1/31/17	WAKE FOREST	L 80-85	3751
Blocks per game	2.8	4.1	* 2/4/17	LOUISVILLE	L 67-90	7047
ATTENDANCE	65739	81605	* 2/8/17	PITTSBURGH	L 72-83	3843
Home games-Avg/Game	16-4109	6-10092	* 2/11/17	at Georgia Tech	L 54-65	7391
Neutral site-Avg/Game	-	4-5264				

\* = Conference game

Score by Periods	1st	2nd	Totals
Boston College	863	1022	1885
Opponents	909	1064	1973