



2016-17 NOTRE DAME HOCKEY GAME NOTES

Fighting Irish Media ▶ Dan Colleran ▶ dcollera@nd.edu ▶ 574-339-9810 (c) ▶ UND.com/NDHockey

2016-17 SCHEDULE

OCTOBER

2	USNTDP (Exhibition)	W, 5-1
7	Arizona State [CSN+]	W, 9-2
8	Arizona State	W, 4-2
14	at #4/4 Minnesota Duluth [FCS]	L, 4-3
15	at #4/4 Minnesota Duluth	W, 3-1
21	Penn State [CSN+]	T, 3-3 (ot)
22	Penn State [NBCSN]	L, 3-2 (ot)
27	Connecticut * [CSN]	L, 4-2
28	Connecticut *	W, 6-2

NOVEMBER

12	at Northeastern *	W, 5-2
13	at Northeastern *	T, 0-0
17	#5/6 UMass Lowell *	L, 4-1
18	#5/6 UMass Lowell *	W, 4-1
25	Holy Cross \$	W, 5-3
26	Clarkson \$	L, 2-0

DECEMBER

2	at Massachusetts * [ASN]	L, 5-4
3	at Massachusetts *	W, 3-0
10	#3/4 Boston College * [NBCSN]	W, 3-2
31	Alaska	W, 5-0

JANUARY

1	Alaska	W, 4-0
6	Michigan Tech [NBCSN]	W, 3-1
7	Michigan Tech [NBCSN]	L, 4-2
13	at Merrimack *	W, 2-1
14	at Merrimack *	L, 4-2
20	New Hampshire *	T, 2-2 (ot)
21	New Hampshire *	W, 3-0
28	at #11/13 Boston College *	7:00 p.m.

FEBRUARY

3	Vermont * [NBCSN]	7:35 p.m.
4	Vermont * [NBCSN]	6:35 p.m.
10	vs. Maine * ^	7:05 p.m.
11	at Maine *	7:05 p.m.
17	Providence * [NBCSN]	7:35 p.m.
18	Providence * [NBCSN]	7:05 p.m.
24	at Boston University *	6:05 p.m.
25	at Boston University *	7:05 p.m.

MARCH

3-5	Hockey East First Round &	TBA
10-12	Hockey East Quarterfinals &	TBA
17	Hockey East Semifinals %	TBA
18	Hockey East Championship %	TBA
24	NCAA Regional @	TBA
25	NCAA Regional @	TBA
26	NCAA Regional @	TBA

APRIL

6	NCAA Frozen Four #	TBA
8	NCAA Frozen Four #	TBA

Home Games in bold

All times are subject to change and listed in EST [denotes television coverage] | additional coverage TBA

* - denotes a Hockey East game

\$ - Shillelagh Tournament (at Notre Dame, Ind.)

^ - Cross Insurance Arena (Portland, Maine)

& - Campus sites

% - TD Garden (Boston, Mass.)

@ - 2017 NCAA Regionals

East Regional [Providence, R.I.]

West Regional [Fargo, N.D.]

Midwest Regional [Cincinnati, Ohio]

Northeast Regional [Manchester, N.H.]

- 2017 NCAA Frozen Four hosted by the University of Notre Dame and the Chicago Sports Commission [United Center | Chicago, Ill.]

GAME 26



#15 University of Notre Dame Fighting Irish

(14-8-3, 7-4-2 HEA)



#11/13 Boston College Eagles

(16-9-2, 11-3-1 HEA)

GAME 26

Matchup: Notre Dame at Boston College

Date: Saturday, Jan. 28

Time: 7:00 p.m. (ET)

Site: Chestnut Hill, Massachusetts

Arena: Conte Forum

Television: None

Live Streaming: BCEagles.tv

Live Radio | Audio: WZOC 94.3 FM | WatchND

Play-by-Play: Darin Pritchett

Live Stats: UND.com

Live Updates: @NDHockey

Series History: BC leads, 21-19-2 (42 games)

OVERVIEW

▶ The Fighting Irish and Eagles close out their regular season series at Conte Forum on Saturday night.

▶ In the first game of the series, Notre Dame came back from a 2-0 deficit to defeat Boston College, 3-2, at the Compton Family Ice Arena (Dec. 10).

▶ Notre Dame has won three of its last four overall meetings with Boston College, and is 4-1-0 in its last five games at Conte Forum.

▶ The Eagles enter the weekend atop the Hockey East standings (15 GP, 23 points), while

What's Inside

University Information & Quick Facts	2
Notes	1-5
Series History	2
National Polls & Notre Dame in the Polls	4
2016-17 Honors & Awards	4
Roster by Major/School	5
Notre Dame Roster & Coaching Staff	6
Geographic Breakdown	6
Head Coach Jeff Jackson	7
The Last Time ...	8
Notre Dame's Record When ...	8
2016-17 Stats	9-14
2016-17 Individual Game-by-Game	15
2016-17 Box Scores	16-22
Individual Player Pages/Career Highs	23-34
Cal Petersen Notes/In The Records Book	35-37

the Irish moved into fourth following a 1-0-1 weekend against New Hampshire (13 GP, 16 points).

▶ Cal Petersen ranks ninth in the country with a 1.97 goals against average (second in Hockey East), while his .926 save percentage ranks 12th nationally (second in Hockey East).

75

Junior goaltender **Cal Petersen** has started 75 consecutive games in the Irish net dating back to his freshman season, which is the 10th-longest streak in the NCAA Div. I records book.

36

Junior **Anders Bjork** has 36 points this season on 15 goals and 21 assists. His 36 points rank fourth in Hockey East and tied for sixth in the country.

.951

Since returning from break (Dec. 31 vs. Alaska), junior goaltender **Cal Petersen** has a .951 save percentage to go along with a 5-2-1 record and three shutouts.



NDHockey



ND_Hockey



NotreDameHockey



NotreDameHockey

UNIVERSITY INFORMATION

School: University of Notre Dame
 Location: Notre Dame, IN 46556
 Founded: 1842
 Enrollment: 8,475 (undergraduate), 12,126 (total)
 Nickname: Fighting Irish
 Colors: Gold and Blue
 Affiliation: NCAA Division I
 Conference: Hockey East Association (HEA)
 President: Rev. John I. Jenkins, C.S.C. (Notre Dame '76)
 Provost: Thomas Burish
 NCAA Faculty Representative: Patricia Bellia (Harvard '91)
 Athletics Director: Jack Swarbrick (Notre Dame '76)
 Sr. Assoc. Athletic Director/Sport Administrator: Tom Nevala (Notre Dame '90)
 Ticket Office Phone: (574) 631-7356
 Home Ice (capacity): Compton Family Ice Arena (5,022)
 Charles "Lefty" Smith Rink
 Ice Surface: 200 x 90

HOCKEY STAFF INFORMATION

Head Coach: Jeff Jackson (Michigan State '78)
 Record at Notre Dame: 259-163-50 (12th season)
 Record Overall 441-215-75 (18th season)
 Hockey East Record/Years: 41-25-101 (fourth season)
 Associate Head Coach: Paul Pooley (Ohio State '84)
 Associate Coach: Andy Slaggert (Notre Dame '89)
 Volunteer Assistant Coach: Kevin Lind (Notre Dame '14)
 Coordinator of Hockey Operations: Nick Siergiej (Wisconsin-River Falls '06)
 Athletic Trainer: Kevin Ricks
 Equipment Specialist: Scott Eastman
 Strength and Conditioning: Tony Rolinski
 Senior Team Managers: Taek Lee, Meghan Thompson, Amelia Legault-Laroche
 Administrative Assistant: Sue Halasz
 Hockey Office Phone: (574) 631-3630
 Hockey Office Fax: (574) 631-4897

MEDIA RELATIONS INFORMATION

Associate Director, Athletics Communications (Hockey SID): Dan Colleran
 Office Phone: (574) 631-7519
 Cell Phone: (574) 339-9810
 Hockey Media Relations E-Mail: dcollera@nd.edu
 Compton Family Ice Arena Press Box Phone: (574) 631-4899
 Mailing Address: University of Notre Dame
 100 Compton Family Ice Arena
 Notre Dame, IN 46229
 Web Site: www.und.com/NDHockey
 Twitter: @NDHockey
 Instagram: ND_Hockey
 Facebook: facebook.com/NotreDameHockey
 Snapchat NotreDameHockey

TEAM INFORMATION

2015-16 Overall Record: 19-11-7
 2015-16 Hockey East Record/Finish 15-5-2 (3rd)
 2015-16 Postseason: Hockey East Quarterfinals
 NCAA Midwest Regional Semifinals
 Letter Winners Returning: 17 (10 forwards, 5 defensemen, 2 goaltenders)
 Letter Winners Lost: 7 (4 forwards, 2 defensemen, 1 goaltender)
 Newcomers: 8 (5 forwards, 2 defensemen, 1 goaltender)
 2016-17 Captain: Cal Petersen (C)
 2016-17 Alternate Captains: Anders Bjork (A), Jake Evans (A)
 Luke Ripley (A)
 NCAA Appearances Eight (Last: 2016)
 NCAA Frozen Four Appearances Two (2008 & 2011)
 All-Americans 12 players/13 times (Last: Robbie Russo in 2015)
 Academic All-Americans Nine (Last: Peter Schneider in 2015)

BY THE NUMBERS (national rank/60)*

Category	BC	ND
Goals/game	3.22 (15)	3.20 (t-16)
GAA/game	2.26 (11)	2.08 (7)
Power Play %	16.00 (40)	18.10 (30)
PK %	81.00 (38)	84.40 (24)
Penalties/game	6.48 (47)	5.23 (15)
PIM/game	15.4 (14)	12.60 (39)

* - As of Jan. 26

ND 3, BC 2 (DECEMBER 10, 2016)

► Facing a two-goal deficit against Boston College following the opening period of play, the Irish scored three goals in the second period in an eventual 3-2 victory at the Compton Family Ice Arena (Dec. 10).

► Anders Bjork broke through on the power play and, after an Andrew Oglevie tally tied the game five minutes later, Bjork buried the shorthanded, game-winner for the Irish at 17:30 of the second.

► Notre Dame handed Boston College its first conference defeat of the 2016-17 season.

► The Irish out-shot the Eagles 32-17, including a 21-9 count in shots on goal over the final two periods.

THE SERIES

► Boston College holds a slight edge in the all-time series, 21-19-2.

► The series began Dec. 20, 1969 and, since 1995, the teams have met every year except for two (1999-2000 and 2005-06).

► Last season, the Irish and Eagles split their regular-season series.

► In game one last year, the Irish trailed 3-1 at 7:05 of the third period but rallied to score three straight goals to post a 4-3, come-from-behind win at third-ranked Boston College on Dec. 10 at Conte Forum.

► In Notre Dame's 3-1 Senior Night victory on Feb. 28, 2015, Cal Petersen made 55 saves - his highest career save total in a regular season game.

► The Eagles helped dedicate the Compton Family Ice Arena on Nov. 18, 2011 as No. 4 Notre Dame downed No. 3 BC, 3-2 in overtime when Bryan Rust scored with 1.1 seconds remaining.

► Boston College led the first half of the series, going 14-7-2 against the Irish from 1969-2002, but Notre Dame has led the rivalry since, going 11-7-0 since 2003.

► The teams met in the 2014 Hockey East quarterfinals with Notre Dame claiming the best-of-three series at Conte Forum in Chestnut Hill, Mass., upsetting the top-seeded Eagles.

► Other recent notable meetings include a 4-3 BC win at Fenway Park (Jan. 4, 2014), while BC

Series History

Series: BC leads, 21-19-2 (42 games)
 At Notre Dame: BC leads, 9-6-1
 At Boston College: ND leads, 11-9-1
 At Neutral Sites: BC leads, 3-2-0
 One-Goal Wins: BC 4, ND 9
 Last Meeting: Dec. 10, 2017

GAME-BY-GAME vs. BOSTON COLLEGE

YEAR	SITE	W	L	T	SCORE
1969-70	Boston College	L	3-7		
	Notre Dame	L	4-7		
1970-71	Boston College	W	5-3		
1971-72	Chicago, Ill. (N)	W	14-3		
	New York, N.Y. (N)	W	7-4		
1972-73	Boston College	L	4-11		
1973-74	Notre Dame	L	3-4		
1974-75	Boston College	W	7-4		
1975-76	Notre Dame	W	6-5		
1976-77	Boston College	W	7-4		
1977-78	Notre Dame	L	4-8		
1978-79	Boston College	L	5-10		
1988-89	Boston College	L	5-7		
1990-91	Boston College	L	1-8		
1994-95	Boston College	W	3-2		
1995-96	Notre Dame	L	5-7		
1996-97	Boston College	L	1-6		
1997-98	Notre Dame	L	2-3		
1998-99	Boston College		T	5-5 (ot)	
2000-01	Omaha, Neb. (N)	L	1-4		
	Notre Dame	L	3-5		
2001-02	Boston College	L	1-4		
2002-03	Notre Dame		T	3-3 (ot)	
2003-04	Boston College	W	1-0		
2004-05	Notre Dame	W	3-2		
2006-07	Boston College	W	7-1		
2007-08	Denver, Colo. (N)	L	1-4		
2008-09	Boston College	W	4-1		
2009-10	Notre Dame	L	2-3		
2010-11	Notre Dame	W	2-1		
2011-12	Notre Dame	W	3-2 (ot)		
2012-13	Boston College	L	1-3		
2013-14	Boston, Mass. (N)	L	3-4		
	Boston College	W	2-1 (ot)		
	Boston College	W	7-2		
	Boston College	L	2-4		
	Boston College	W	4-2		
2014-15	Notre Dame	L	0-2		
	Notre Dame	W	3-1		
2015-16	Boston College	W	4-3		
	Notre Dame	L	4-0		
2016-17	Notre Dame	W	3-2		

CAREER STATS vs. BOSTON COLLEGE

Anders Bjork	5 GP, 3-1-4
Jordan Gross	5 GP, 2-1-3
Jake Evans	5 GP, 0-2-2
Dennis Gilbert	3 GP, 1-1-2
Andrew Oglevie	3 GP, 2-0-2
Joe Wegwerth	3 GP, 0-2-2
Jack Jenkins	3 GP, 1-0-1
Bobby Nardella	3 GP, 0-1-1
Dawson Cook	5 GP, 0-1-1
Connor Hurley	5 GP, 0-1-1
Cam Morrison	1 GP, 0-1-1
Luke Ripley	5 GP, 0-0-0
Dylan Malmquist	3 GP, 0-0-0
Tony Bretzman	1 GP, 0-0-0
Cal Burke	1 GP, 0-0-0
Tory Dello	1 GP, 0-0-0
Mike O'Leary	1 GP, 0-0-0
Andrew Peeke	1 GP, 0-0-0
Cal Petersen	5-5 (GP-GS), 3-2-0, 2.42 GAA, .931 Sv.%

also defeated the Irish 4-1 in the 2008 NCAA Championship game in Denver, Colorado (Notre Dame's first appearance in the NCAA Championship game).

STREAKS AND TRENDS

- ▶ Andrew Oglevie has a five-game point streak (3-4-7) and Jake Evans is on a three-game point streak (1-3-4).
- ▶ Evans has notched at least one point in 10 of Notre Dame's last 11 games (5-7-12).
- ▶ Notre Dame is 7-2-1 over its last 10 games.
- ▶ Since returning from break (Dec. 31), Cal Petersen is 5-2-1 with a .951 save percentage, a 1.37 goals against average and has posted three shutouts.

BJORK A HUMANITARIAN NOMINEE

- ▶ On Jan. 19, junior forward Anders Bjork was named one of 15 nominees for the 2017 Hockey Humanitarian award, which is presented annually to college hockey's finest citizen (men's and women's Divisions I, II and III).
- ▶ Bjork spends a lot of time volunteering in the community, especially with a third grade class just a few blocks south of campus at the Perley Fine Arts Academy in South Bend.
- ▶ The five 2017 Hockey Humanitarian finalists will be announced in February and then the 2017 Hockey Humanitarian Award recipient will be recognized in a ceremony on Friday, April 7, at the Frozen Four, which is being hosted by the University of Notre Dame and the Chicago Sports Commission at the United Center in Chicago.

BJORK PLAYING LEAD ROLE

- ▶ Junior forward Anders Bjork, a 2014 fifth-round pick by Boston, is one of the country's leading scorers with 15 goals and 21 assists for 36 points.
- ▶ Bjork has been held without a point in just six of Notre Dame's 25 games this season (one of which was the 0-0, two-period tie at Northeastern on Nov. 13).
- ▶ Bjork has posted 11 multi-point games this season, including four-point games against Arizona State (Oct. 8) and UConn (Oct. 28).
- ▶ The Irish are 14-4-1 on the season when Bjork notches at least one point (8-2-0 when he scores at least one goal).
- ▶ Bjork reached the 25-point plateau in his 15th game of the season, marking the fastest any Notre Dame player has reach 25 points in the Coach Jackson era (and dating back to at least 2001-02).

BJORK RANKS

Category	HEA Rank*	NCAA Rank*
Goals (15)	t-3rd	t-9th
Assists (21)	t-7th	t-10th
Points (36)	4th	t-6th
GWG (5)	1st	t-1st
Pts./game (1.44)	5th	9th
Pts. in 3rd (7-8-15)	t-1st	t-2nd

* - As of Jan. 26

IRON MAN

- ▶ Cal Petersen has started 75 consecutive games in the Notre Dame net, dating back to a 5-1 win at Maine on Feb. 7, 2015.

Consecutive Goaltender Starts (NCAA DI)

1. Ben Scrivens, Cornell (2007-10)	104
2. David McKee, Cornell (2004-06)	102

3. Andrew Volkening, Air Force (2007-10) 97
4. John Muse, Boston College (2008-09) 81
5. Andy Illes, Cornell (2011-14) 80
5. Dan Murphy, Clarkson (1994-98) 80
7. John Lothrub, Minnesota (1964-66) 78
8. Joe Cannata, Merrimack (2009-12) 77
9. Brant Nicklin, Duluth (1996-98) 76

10. Cal Petersen, Notre Dame (2014 -) 75

- ▶ Petersen has appeared in 76 straight games, dating back to a 4-4 tie at Maine on Feb. 6, 2015), which is tied for ninth in the NCAA DI records book (see page 37).

INJURY REPORT

- ▶ Sophomore defenseman Bobby Nardella was injured at Merrimack (Jan. 13) and will be sidelined indefinitely with a lower body injury

Current Irish in the National Hockey League Draft



Connor Hurley

2013 | Second Round | 38th Overall
Buffalo Sabres



Cal Petersen

2013 | Fifth Round | 129th Overall
Buffalo Sabres



Anders Bjork

2014 | Fifth Round | 146th Overall
Boston Bruins




Jake Evans

2014 | Seventh Round | 207th Overall
Montreal Canadiens



Joe Wegwerth

2014 | Fourth Round | 92nd Overall
Florida Panthers



Dennis Gilbert

2015 | Third Round | 91st Overall
Chicago Blackhawks



Cam Morrison

2016 | Second Round | 40th Overall
Colorado Avalanche



Andrew Peeke

2016 | Second Round | 34th Overall
Columbus Blue Jackets



**USCHO.com Division I Men's Poll
(Jan. 23, 2017)**

Rk. Team (1st-place votes)	Record	Points	Last Wk.
1. Boston University (22)	16- 5-2	962	3
2. Minnesota Duluth (25)	15- 5-4	959	4
3. Denver (2)	16- 6-4	893	2
4. Penn State(1)	16- 3-2	851	1
5. Union	17- 5-2	722	9
6. Minnesota	14- 6-2	657	7
7. UMass Lowell	15- 7-3	655	5
8. Ohio State	12- 4-6	646	11
9. Harvard	12- 5-2	622	6
10. Western Michigan	13- 6-3	534	13
11. Vermont	16- 7-2	502	12
12. North Dakota	13- 9-3	500	8
13. Boston College	15- 9-2	490	10
14. Cornell	12- 4-2	363	15
15. Notre Dame	14- 8-3	307	14
16. St. Lawrence	13- 7-6	234	16
17. Quinnipiac	13-10-2	152	17
18. Omaha	14- 8-4	142	19
19. Providence	12- 8-4	117	NR
20. Bemidji State	16- 9-3	78	18

Others receiving votes: Michigan Tech 54, St. Cloud State 34, Air Force 11, Minnesota State 9, Army 2, Wisconsin 2, Miami 1, Robert Morris 1.

**USA Today/USA Hockey Magazine
College Hockey Poll
(Jan. 23, 2017)**

Rk. Team, Points (1st-place votes)	Last Week	Record
1. Minnesota Duluth, 485 (18)	3	15-5-4
2. Boston University, 474 (13)	4	16-5-2
3. University of Denver, 449 (3)	1	16-6-4
4. Penn State University, 420	2	16-3-2
5. Union College, 311	9	17-5-2
6. University of Minnesota, 303	7	14-6-2
7. UMass Lowell, 267	5	15-7-3
8. Ohio State University, 261	11	12-4-6
9. Harvard University, 238	6	12-5-2
10. Western Michigan, 213	12	13-6-3
11. Boston College, 179	10	15-9-2
12. University of North Dakota, 167	8	13-9-3
13. University of Vermont, 160	13	16-7-2
14. Cornell University, 99	14	12-4-2
15. University of Notre Dame, 28	15	14-8-3

Others Receiving Votes: St. Lawrence University, 19; Providence College, 6; St. Cloud State University, 1.

Notre Dame in the Polls

Date	USCHO.com	USAToday
Preseason	9	8
Oct. 10	5	6
Oct. 17	3	4
Oct. 24	7	6
Oct. 31	9	9
Nov. 7	9	9
Nov. 14	9	9
Nov. 21	12	11
Nov. 28	12	12
Dec. 5	14	13
Dec. 12	12	14
Dec. 19	12	12
Jan. 2	12	12
Jan. 9	13	13
Jan. 16	14	15
Jan. 23	15	15

► Prior to Oct. 10-17 of this season, the last time the Irish had reached the top five in the polls was on Nov. 11, 2013 (No. 4 in USCHO.com and No. 3 in the USA Today/USA Hockey Magazine).

per Head Coach Jeff Jackson.

► Freshman forward Felix Holmberg has returned to the lineup after battling an illness during first semester.

SECOND AND THIRD PERIOD SURGES

► This season, Notre Dame is out scoring opponents by a 30-18 margin (+12) in the second period and by a 34-14 (+20) margin in the third period.

► Notre Dame's 34 third period goals rank third in the country.

► The Fighting Irish are averaging 1.42 goals per third period, which is third in the country (Notre Dame has played only 24 third periods this season due to the shortened game at Northeastern on Nov. 13).

AT THE FACEOFF DOT

► At .559, Notre Dame has the second-best faceoff winning percentage (799W-630L) in the country.

► Jake Evans ranks second in Hockey East and 10th in the country in faceoff winning percentage with a .615 mark (318W-199L).

OGLEVIE ON THE OFFENSIVE

► Sophomore forward Andrew Oglevie has 27 points (12-15-27) through 25 games.

► Last season as a freshman, Oglevie totalled nine points (5-4-9) in 31 games.

► Oglevie's offensive production has been boosted by increased time on the power play, where he has scored four goals and added 10 assists for 14 points.

PETERSEN'S SHUTOUT STREAK

► From Dec. 10 - Jan. 6, Cal Petersen went 207:10 without allowing a goal, including back-to-back shutouts of Alaska (Dec. 31 - Jan. 1).

► That stretch is the second-longest shutout streak in program history.

1. Steven Summerhays -- 231:50

(Feb. 14 - March 1, 2014);

2. Cal Petersen -- 207:10

2016-17 Honors

Anders Bjork

- Hockey Humanitarian Award Nominee (Jan.19)
- Hockey East Player of the Month (Nov. 2)
- Hockey East Player of the Week (Oct. 10 & Dec. 12)
- 2016 Shillelagh Tournament All-Tournament Team (Nov. 26)
- Hockey East Honor Roll (Oct. 31, Nov. 28)

Tory Dello

- 2016 Shillelagh Tournament All-Tournament Team (Nov. 26)

Jake Evans

- Hockey East Honor Roll (Dec. 5 & Jan. 23)

Jordan Gross

- Hockey East Honor Roll (Jan. 2)

Cam Morrison

- Hockey East Honor Roll (Jan. 2)

Bobby Nardella

- Hockey East Honor Roll (Oct. 10 & Nov. 21)

Andrew Oglevie

- Hockey East Honor Roll (Oct. 17 & Jan. 16)

Andrew Peeke

- Hockey East Honor Roll (Jan. 9 & Jan. 23)

Cal Petersen

- Mike Richter Award Watch List (Oct. 7)
- Hockey East Co-Defensive Player of the Week (Jan. 2)
- Hockey East Honor Roll (Oct. 17, Nov. 21, Jan. 16 & Jan. 23)
- ASN National Player of the Week (Jan. 23)

(Dec. 10, 2016 - Jan. 6, 2017)

3. David Brown -- 193:27

(Oct. 17-Nov. 8, 2003)

► The back-to-back shutouts over Alaska were Notre Dame's first consecutive shutouts since a home series against Boston University on February 21-22, 2014 (Steven Summerhays played game one in net and then Summerhays and Joe Rogers played in game two).

HOCKEY EAST STANDINGS

	Hockey East					Overall						
	GP	W	L	T	Pts	GF	GA	W	L	T	GF	GA
Boston College	15	11	3	1	23	52	30	16	9	2	87	61
Boston University	14	9	3	2	20	37	25	16	6	2	76	48
Vermont	13	8	4	1	17	38	36	16	7	2	85	64
Notre Dame	13	7	4	2	16	37	27	14	8	3	80	52
New Hampshire	12	6	3	3	15	41	29	11	9	4	81	70
UMass Lowell	13	7	5	1	15	38	29	15	7	3	85	60
Connecticut	13	5	6	2	12	34	36	9	10	6	72	70
Providence	12	4	6	2	10	32	36	12	8	4	72	57
Merrimack	13	3	7	3	9	28	40	9	13	3	55	67
Northeastern	14	3	8	3	9	37	45	9	10	5	84	72
Maine	12	2	9	1	5	26	45	8	13	3	70	81
Massachusetts	12	2	9	1	5	25	47	5	17	2	48	83

STRENGTH OF SCHEDULE

- ▶ The Irish have played a tough schedule in 2016-17, including a non-conference road series at current No. 3/4 Minnesota Duluth and a non-conference home series against current No. 1/2 Penn State.
- ▶ Notre Dame has posted wins at then #4 Minnesota Duluth (3-1 on Oct. 15), versus then #5/6UMass Lowell (4-1 on Nov. 18) and over then #3/4 Boston College (3-2 on Dec. 10).
- ▶ USCHO.com currently ranks Notre Dame's strength of schedule 18th.

TOP MARKS IN THE COUNTRY

- ▶ Released on Nov. 15, the Irish rank third in NCAA Div. I hockey in the Graduation Success Rate (GSR) with a score of 94 (Bowling Green is first with 100, followed by Air Force at 96).
- ▶ Notre Dame also ranks first in NCAA Div. I hockey in the Federal Rate (measured by the federal government in its Department of Education report) with a score of 82.
- ▶ Miami is second in the Federal Rate with a score of 79.
- ▶ The University of Notre Dame has claimed a share of the 2016 national championship for graduating student-athletes in all sports--in the process posting the top NCAA Graduation Success Rate (GSR) figure (98) for its student-athletes for the 10th straight year.

JACKSON REACHES 250

- ▶ In the midst of his 12th season behind the Irish bench, Head Coach Jeff Jackson notched his 250th career win with Notre Dame in the 5-2 victory at Northeastern on Nov. 12. (now 259-163-50).
- ▶ Only Charles "Lefty" Smith has more wins as Notre Dame's head coach (307-320-31).

JACKSON RANKS (entering the weekend)

- ▶ Head Coach Jeff Jackson ranks second in active career winning percentage (minimum of five Division I seasons):
 .657 -- Red Berenson, Michigan (843-418-90)
.654 -- Jeff Jackson, Notre Dame (440-215-74)

NHL ALUMNI REPORT (as of Jan. 26)

- ▶ Eight former Notre Dame hockey players have played in the NHL this season, including several stretches where all eight were in the NHL at the same time (Nov. 21-28, Dec. 16-23, Jan. 8 - 17).
- ▶ It marks the first time in program history when eight former players were on active NHL rosters at the same time.
- ▶ The single-season record for most former Irish players skating in the NHL during a season is nine (2011-12).
- ▶ Vinnie Hinostroza scored his first career

goal and added his first two career assists in Chicago's 4-3 overtime win against Vancouver (Nov. 19).

- ▶ Bryan Rust notched his first career hat trick in Pittsburgh's 8-5 win over Ottawa (Dec. 5), including a penalty shot goal (Ian Cole also had two assists in that victory).
- ▶ Rust became the third former Irish player to record an NHL hat trick, joining Palmieri (1) and Dave Poulin (5).

Eric Condra, Tampa Bay: 10 GP, 0-0-0
Vinnie Hinostroza, Chicago: 41 GP, 6-7-13
Stephen Johns, Dallas: 35 GP, 4-4-8
Riley Sheahan, Detroit: 47 GP, 0-7-7
Kyle Palmieri, New Jersey: 47 GP, 11-17-28
Anders Lee, New York Islanders: 45 GP, 17-7-24
Ian Cole, Pittsburgh: 47 GP, 3-13-16
Bryan Rust, Pittsburgh: 44 GP, 12-12-24

YOUTH MOVEMENT

- ▶ According to research by College Hockey Inc., Notre Dame is the third-youngest team in college hockey this season (as of Oct. 1, 2016):
 Boston College -- 20 years, 49 days
 Boston University -- 20 years, 108 days
Notre Dame -- 20 years, 272 days
- ▶ Freshman forward Cam Morrison (born in August of 1998) is the fifth-youngest player in NCAA Division I men's college hockey this season.

IN OVERTIME

- ▶ The Irish are 0-1-2 in overtime this season, with an overtime tie and an overtime loss coming against Penn State (Oct. 21-22) and then another overtime tie versus New Hampshire (Jan. 20).
- ▶ Two players on the current roster have overtime, game-winning goals:
 ▶ Jake Evans in a 3-2 win vs. Miami on Dec. 28, 2014 in the Florida College Hockey Classic.
 ▶ Connor Hurley in a 3-2 win at Merrimack on Nov. 14, 2014.

HOCKEY EAST PLAYOFF SETUP

- ▶ All 12 teams will once again make the Hockey East playoffs, with the top-four seeds earning first round byes.
- ▶ Those top-four teams will then host best-of-three second round series to determine who advances to the semifinals at the TD Garden (Boston, Massachusetts).
- ▶ Teams 5-8 will host first round, best-of-three series to open the Hockey East playoffs. 724

SHORTENED SERIES FINALE AT NU

- ▶ On Sunday, Nov. 13, with Notre Dame and Northeastern tied 0-0 after two periods of play at Matthews Arena, the

**2016-17 Roster
By School and/or Major**

Marketing (Mendoza College of Business)

Anders Bjork (Jr.)
Bo Brauer (Jr.)
Dawson Cook (Jr.)

Finance (Mendoza College of Business)

Tony Bretzman (Jr.)
Luke Ripley (Jr.)

Management Consulting (Mendoza College of Business)

Jake Evans (Jr.)
Jordan Gross (Jr.)
Ben Ostlie (Sr.)
Cal Petersen (Jr.)

Mendoza College of Business

Jack Jenkins (So.)
Dylan Malmquist (So.)

Political Science (College of Arts & Letters)

Dennis Gilbert (So.)
Connor Hurley (Jr.)
Bobby Nardella (So.)
Andrew Oglevie (So.)

College of Arts & Letters

Joe Wegwerth (So.)

Finance & Economics (double major)

Chad Katunar (Jr.)

Economics & Chinese (double major)

Peter Mark (Jr.)

First Year of Studies

Cal Burke (Fr.)
Tory Dello (Fr.)
Felix Holmberg (Fr.)
Cale Morris (Fr.)
Cam Morrison (Fr.)
Luke Novak (Fr.)
Mike O'Leary (Fr.)
Andrew Peeke (Fr.)

game was suspended when a broken down Zamboni led to unsafe ice conditions at Matthews Arena.

- ▶ The game was then declared a 0-0 tie by Hockey East on Wednesday, Nov. 16 and marked Cal Petersen's sixth career shutout.

NINE GOAL NIGHT

- ▶ In Notre Dame's 9-2 win over Arizona State (Oct. 7), the Irish scored at least nine goals for the first time since a 10-2 victory over Canisius on Dec. 29, 2010.
- ▶ In addition, Notre Dame tallied six power-play goals for the first time since a 9-5 win over Northern Michigan on Feb. 13, 2009.

2016-17 Notre Dame Hockey Roster

No.	Name	Height	Weight	Position	Yr.	Hometown	Last Team (League)
2	Tony Bretzman	5-11	175	Defenseman	JR	Mendota Heights, Minn.	Langley Rivermen (BCHL)
3	Jordan Gross	5-10	186	Defenseman	JR	Maple Grove, Minn.	Green Bay Gamblers (USHL)
4	Dennis Gilbert	6-2	220	Defenseman	SO	Williamsville, N.Y.	Chicago Steel (USHL)
6	Tory Dello	6-0	190	Defenseman	FR	Crystal Lake, Ill.	Tri-City Storm (USHL)
8	Ben Ostlie	6-2	200	Forward	SR	Edina, Minn.	Omaha Lancers (USHL)
9	Dawson Cook	6-2	213	Forward	JR	Cadillac, Mich.	Green Bay Gamblers (USHL)
10	Anders Bjork	6-0	181	Forward	JR	Mequon, Wis.	U.S. National Under-18 Team
11	Cal Burke	5-10	184	Forward	FR	Boxborough, Mass.	Cedar Rapids RoughRiders (USHL)
12	Felix Holmberg	5-10	175	Forward	FR	Stockholm, Sweden	AIK J20 (SuperElit)
15	Andrew Oglevie	5-10	181	Forward	SO	Fullerton, Calif.	Cedar Rapids RoughRiders (USHL)
16	Connor Hurley	6-2	185	Forward	JR	Edina, Minn.	Green Bay Gamblers (USHL)
17	Peter Mark	6-0	180	Defenseman	JR	Minneapolis, Minn.	Saint Thomas Academy (USHS)
18	Jake Evans	6-0	191	Forward	JR	Toronto, Ontario	St. Michael's Buzzers (OJHL)
19	Mike O'Leary	6-1	195	Forward	FR	Halifax, Nova Scotia	Dubuque Fighting Saints (USHL)
21	Joe Wegwerth	6-3	230	Forward	SO	Brewster, N.Y.	Cedar Rapids RoughRiders (USHL)
22	Andrew Peeke	6-2	200	Defenseman	FR	Parkland, Fla.	Green Bay Gamblers (USHL)
23	Luke Novak	6-0	182	Forward	FR	Waukesha, Wis.	New Jersey Hitmen (USPHL)
24	Luke Ripley	6-5	207	Defenseman	JR	Kitimat, British Columbia	Powell River Kings (BCHL)
25	Dylan Malmquist	5-11	185	Forward	SO	Edina, Minn.	Edina (USHS)
26	Cam Morrison	6-3	212	Forward	FR	Aurora, Ontario	Youngstown Phantoms (USHL)
27	Bobby Nardella	5-9	175	Defenseman	SO	Rosemont, Ill.	Tri-City Storm (USHL)
28	Jack Jenkins	5-11	192	Forward	SO	Lake Bluff, Ill.	Fargo Force (USHL)
29	Bo Brauer	6-3	210	Forward	JR	Edina, Minn.	Nanaimo Clippers (BCHL)
32	Cale Morris	6-1	190	Goaltender	FR	Larkspur, Colo.	Waterloo Black Hawks (USHL)
33	Chad Katunar	6-5	210	Goaltender	SR	Victoria, British Columbia	Penticton Vees (BCHL)
40	Cal Petersen	6-3	190	Goaltender	JR	Waterloo, Iowa	Waterloo Black Hawks (USHL)

Coaches

Jeff Jackson: Head Coach (Michigan State '78, 12th season at Notre Dame)

Paul Pooley: Associate Head Coach (Ohio State '84)

Andy Slaggert: Associate Coach (Notre Dame '89)

Kevin Lind: Volunteer Assistant Coach (Notre Dame '14)

John Micheletto: Special Assistant to the Coaching Staff (Dartmouth '88)

Nick Siergiej: Coordinator of Hockey Operations (Wisconsin – River Falls '06)

Athletic Trainer: Kevin Ricks

Equipment Specialist: Scott Eastman

Will Moran: Hockey and Programming Intern

Pronunciation Key

8	Ben AWST-lee
10	Anders BEE-york
15	Andrew Oh-GLE-Vee
25	Dylan Mall-mm-quist
32	KALE Morris
33	Chad Cat -en-arh

California (1)

Andrew Oglevie Fullerton, California

Colorado (1)

Cale Morris Larkspur, Colorado

Florida (1)

Andrew Peeke Parkland, Florida

Illinois (3)

Tory Dello Crystal Lake, Illinois
Bobby Nardella Rosemont, Illinois
Jack Jenkins Lake Bluff, Illinois

Iowa (1)

Cal Petersen Waterloo, Iowa

Massachusetts (1)

Cal Burke Boxborough, Massachusetts

Michigan (1)

Dawson Cook Cadillac, Michigan

Minnesota (7)

Tony Bretzman Mendota Heights, Minnesota
Jordan Gross Maple Grove, Minnesota
Ben Ostlie Edina, Minnesota
Connor Hurley Edina, Minnesota
Dylan Malmquist Edina, Minnesota
Peter Mark Minneapolis, Minnesota
Bo Brauer Edina, Minnesota

New York (2)

Dennis Gilbert Williamsville, New York
Joe Wegwerth Brewster, New York

Wisconsin (2)

Anders Bjork Mequon, Wisconsin
Luke Novak Waukesha, Wisconsin

Canada (5)

Jake Evans Toronto, Ontario
Chad Katunar Victoria, British Columbia
Cam Morrison Aurora, Ontario
Mike O'Leary Halifax, Nova Scotia
Luke Ripley Kitimat, British Columbia

Sweden (1)

Felix Holmberg Stockholm, Sweden

THE JACKSON FILE

Full Name

• Jeffery L. Jackson

Birthdate

• June 22, 1955

Hometown

• Roseville, Michigan

Education

- Bachelor's Degree in Communications Michigan State '78
- Bachelor's Degree in Education Michigan State '79



Collegiate Coaching Experience

- Assistant Coach, Lake Superior State (1986-90)
- Head Coach, Lake Superior State (1990-96)
Record: 182-52-25 (.751); two NCAA titles, two CCHA regular-season titles, four CCHA tournament championships
- Head Coach, University of Notre Dame (2005-):
 - **Two** CCHA regular-season titles
 - **Three** CCHA tournament titles
 - **Six** NCAA appearances
 - **Two** NCAA Frozen Four appearances

International Coaching Experience

- National Coach and Senior Director, U.S. National Team Developmental Program (1996-2000)
- Head Coach, U.S. Junior National Team (1996-97)
- Won silver medal at World Junior Championships
- Assistant Coach, U.S. Olympic Team (1998)

Junior Hockey Experience

- Head Coach, OHL's Guelph Storm (2000-03)
Record: 87-67-24 (4)

Professional Experience

- Assistant Coach, New York Islanders (2003-05)

Coaching Honors

- CCHA Coach of the Year (1990-91)
- CCHA Coach of the Year (2006-07)
- Spencer Penrose Award (2006-07)
- CCHA Coach of the Year (2010-11)

Jackson's Year-By-Year Collegiate Record

Year	Overall		Conference	
	W - L - T	.Pct	W - L - T	.Pct
1990-91	36 - 5 - 4	.844	26 - 2 - 4	.875
1991-92	30 - 9 - 4	.744	20 - 8 - 4	.688
1992-93	32 - 8 - 5	.767	20 - 5 - 5	.750
1993-94	31 - 10 - 4	.733	18 - 8 - 4	.667
1994-95	23 - 12 - 6	.634	14 - 9 - 4	.593
1995-96	30 - 8 - 2	.775	22 - 6 - 2	.767
2005-06	13 - 19 - 4	.417	11 - 13 - 4	.464
2006-07	32 - 7 - 3	.798	21 - 4 - 3	.804
2007-08	27 - 16 - 4	.617	15 - 9 - 4	.607
2008-09	31 - 6 - 3	.813	21 - 4 - 3	.804
2009-10	13 - 17 - 8	.447	9 - 12 - 7	.446
2010-11	25 - 14 - 5	.625	18 - 7 - 3	.696
2011-12	19 - 18 - 3	.513	12 - 13 - 3	.482
2012-13	25 - 13 - 3	.646	17 - 8 - 3	.661
2013-14	23 - 15 - 2	.600	9 - 9 - 2	.500
2014-15	18 - 19 - 5	.488	10 - 7 - 5	.568
2015-16	19 - 11 - 7	.608	15 - 5 - 2	.727
Totals	427-207-72	.656	278-130-62	.657

Head Coach JEFF JACKSON

► The 2015-16 hockey season marks University of Notre Dame hockey coach Jeff Jackson's 12th season behind the Irish bench. The highly regarded Jackson now has over 30 years of coaching experience.

► Notre Dame's Jeff Jackson era began in 2005 when the University searched for a man who could move the program among the elite hockey schools in the country.

► The veteran coach owned a resume packed with success at the collegiate, junior hockey, professional and international levels.

► During his 11-year run, Notre Dame has become one of the nation's top teams, winning the Central Collegiate Hockey Association's (CCHA) regular-season title twice (2006-07 and 2008-09) while earning three Mason Cup championships ('07, '09 and the final one in 2013).

► During Jackson's tenure, his teams have made seven trips to the NCAA Tournament (2006-09, 2010-11, 2012-14 and now 2016), advancing to the Frozen Four twice, playing in the 2008 title game and the 2011 national semifinals.

► Then in 2013-14, the team's first season in Hockey East, the Irish upset the conference's top team - Boston College - in the quarterfinals to advance to the TD Garden (Boston, Massachusetts) for the Hockey East semifinals

► Between 2006-09, the Irish turned in win totals of 32, 27 and 31 for three consecutive seasons of 25 or more wins and three consecutive NCAA tournament appearances, a first in program history.

► Jackson's success on the ice also has had a major impact off the ice for the Irish. With the wins came a commitment from the University that led to the new home of Irish hockey - The Compton Family Ice Arena - one of the finest college hockey facilities in the nation. The new venue opened for business on Oct. 21, 2011.

► Since Jackson's arrival, the Irish have had 32 players selected in the National Hockey League Entry Draft, including three first round selections. In that same span, 20 players from USA Hockey's National Team Developmental

Program have matriculated to Notre Dame.

► During his tenure, the Irish have had five players garner All-America honors -- Robbie Russo in 2015, Anders Lee in 2013, Ian Cole and Erik Condra in 2009 and David Brown in 2007.

► In addition, 14 of Jackson's players have gone on to play in the NHL (most recently Vince Hinostroza and Stephen Johns in 2015-16).

► In Jackson's first 11 seasons with Notre Dame, the Irish have played with poise and discipline, relying on team defense, strong goaltending and excellent special teams play. They also laid the foundation for future seasons with major success on the recruiting trail.

► In taking over the Irish coaching duties in 2005, Jackson became the first Notre Dame head coach to have won an NCAA Division I championship with another program before being hired as an Irish head coach.

► Success is nothing new for Jackson at the NCAA Division I level. In six years as the head coach at Lake Superior State (1990-96), Jackson's teams won two NCAA titles in 1992 and 1994 (also advancing to the finals in 1993), two CCHA regular-season championships (1991 and 1996) and four CCHA Mason Cup trophies (1991, 1992, 1993 and 1995).

► A 1978 graduate of Michigan State University with a degree in communications, Jackson followed with an education degree from Michigan State in 1979.

► In May 2003, Inside College Hockey, ranked Jackson 12th on its list of the 16 greatest college coaches of all-time with only five of the 16 still active in coaching.

► Jackson is a member of the USA Hockey Coaches Achievement Program, the American Hockey Coaches Association and the National Hockey League Coaches Association.

THE LAST TIME

TEAM

Notre Dame won in overtime	December 29, 2014 vs. Miami (3-2, ot)
Notre Dame lost in overtime	October 22, 2016 vs. Penn State (3-2)
Notre Dame tied in overtime	January 20, 2017 vs. New Hampshire (2-2, ot)
Notre Dame won in overtime (Hockey East game)	November 14, 2014 at Merrimack (3-2, ot)
Notre Dame lost in overtime (Hockey East game)	February 19, 2016 at Providence College (3-2, ot)
Notre Dame tied in overtime (Hockey East game)	January 20, 2017 vs. New Hampshire (2-2, ot)
Notre Dame scored 10 or more goals in a game	December 29, 2010 vs. Canisius (10-2)
Notre Dame allowed 10 or more goals in a game	March 12, 2005 at Michigan (10-1)

Notre Dame had a home shutout	January 21, 2017 vs. New Hampshire (Cal Petersen, 31 saves)
Notre Dame had a road shutout	December 3, 2016 at Massachusetts (Cal Petersen, 22 saves)
Notre Dame had a neutral site shutout	October 13, 2012 vs. Maine (Steven Summerhays, 22 saves)
Notre Dame had a shutout in a HE game	January 21, 2017 vs. New Hampshire (Cal Petersen, 31 saves)
Notre Dame was shutout in a HE game	Nov. 13, 2016 at Northeastern (Jake Theut, 22 saves in a two period game)
.....	January 29, 2016 vs. Boston College (Thatcher Demko, 28 saves)

Notre Dame was shutout at home	November 26, 2016 vs. Clarkson (Jake Keilley, 35 saves)
Notre Dame was shutout on the road	Nov. 13, 2016 at Northeastern (Jake Theut, 22 saves in a two period game)
.....	November 7, 2014 at Minnesota (Adam Wilcox, 20 saves)
.....	February 27, 2016 vs. Boston University (Cal Petersen, 39 saves)

Notre Dame won 1-0	February 27, 2016 vs. Boston University (Cal Petersen, 39 saves)
Notre Dame had 35 or more shots in a game	January 21, 2017 vs. New Hampshire (43 shots)
Notre Dame had 40 or more shots in a game	January 21, 2017 vs. New Hampshire (43 shots)
Notre Dame had 50 or more shots in a game	October 7 vs. Arizona State (51 shots)
Notre Dame surrendered 35 or more shots in a game	November 17, 2016 vs. UMass Lowell (35 shots)
Notre Dame surrendered 40 or more shots in a game	February 13, 2016 vs. Maine (41 shots)
Notre Dame surrendered 50 or more shots in a game	January 1, 2016 at Denver (50 shots)
Notre Dame had three PP goals in a game	October 25, 2014 vs. Niagara (7-0 win)
Notre Dame had four PP goals in a game	October 20, 2013 vs. Michigan Tech (7-3 win)
Notre Dame had six PP goals in a game	October 7, 2016 vs. Arizona State (9-2 win)
.....	February 13, 2009 vs. No. Michigan (9-5 win)

Notre Dame had one shorthanded goal	December 10, 2016 vs. Boston College (Anders Bjork in a 3-2 win)
Notre Dame had two shorthanded goals	January 7, 2011 at Northern Michigan (8-1 win)
.....	November 20, 2010 vs. Michigan State (4-2 win)
Notre Dame surrendered five PP goals	December 4, 2004 vs. Michigan (8-0 loss)
Notre Dame surrendered four PP goals	February 1, 2013 at Ohio State (6-3 loss)
Notre Dame surrendered three PP goals	December 2, 2016 at UMass (5-4 loss)
Notre Dame surrendered two short-handed goals	February 8, 2013 vs. Michigan (7-4 win)

INDIVIDUAL

Notre Dame player scored a hat trick	October 16, 2015 - Steven Fogarty (at Penn State)
Notre Dame defenseman scored a hat trick	January 18, 2015 - Robbie Russo (at UConn)
Notre Dame player scored four goals	October 19, 1995 - Brian Urick (at Alaska-Fairbanks)
Notre Dame player scored five goals	December 29, 1971 - Ian Williams (at Dartmouth)
Notre Dame player had three assists	December 31, 2016 - Jordan Gross (vs. Alaska - 0-3-3)
Notre Dame player had four assists	December 29, 2010 - Stephen Johns (vs. Canisius - 0g, 4a)
Notre Dame player had five assists	October 21, 1994 - Jamie Ling (vs. Waterloo - 2g, 5a)
Notre Dame player had four points	October 28, 2016 - Anders Bjork (vs. UConn - 2-3-4)
Notre Dame player had five points	February 13, 2009 - Erik Condra (vs. Northern Michigan - 2g, 3a)
Notre Dame player had six points	October 21, 1994 - Jamie Ling (vs. Waterloo - 2g, 5a)
Notre Dame player had seven points	October 21, 1994 - Jamie Ling (vs. Waterloo - 2g, 5a)

Notre Dame goalie made 35+ saves	February 27, 2016 - Cal Petersen (vs. Boston University, 1-0 win, 39 saves)
Notre Dame goalie made 40+ saves	February 13, 2016 - Cal Petersen (vs. Maine, 5-1 win, 40 saves)
Notre Dame goalie made 50+ saves	March 6, 2015 - Cal Petersen (vs. UMass, 4-3 loss, 87 saves)

Opposing player scored a hat trick	November 11, 2011 - Cody Knyk (Alaska)
Opposing player scored four goals	March 12, 1994 - Colin Ward (Western Michigan)
Opposing player scored five goals	November 10, 1973 - Tom Ross (Michigan State)

Opposing player had four assists	December 2, 2011 - Ludwig Karlsson (Northeastern - 0g, 4a)
Opposing player had five assists	January 20, 1996 - Kevin Hilton (Michigan - 0g, 5a)

Opposing player had four points	March 12, 2016 - Kevin Roy (Northeastern - 2g, 2a)
Opposing player had five points	January 27, 2001 - Jeff Hamilton (Yale - 2g, 3a)
Opposing player had six points	January 11, 1994 - John Gruden (Ferris State - 4g, 3a)
Opposing player had seven points	January 11, 1994 - John Gruden (Ferris State - 4g, 3a)

Opposing goalie made 35+ saves	January 20, 2017 - Danny Tirone (New Hampshire, 47 saves, 2-2 tie)
Opposing goalie made 40+ saves	January 20, 2017 - Danny Tirone (New Hampshire, 47 saves, 2-2 tie)
Opposing goalie made 50+ saves	March 6, 2015 - Steve Mastalerz (UMass, 75 saves, 4-3 win)

Notre Dame had a penalty shot	January 21, 2017 - Joe Wegwerth (saved vs. New Hampshire)
Notre Dame scored on a penalty shot	December 6, 2013 - Jeff Costello (scored vs. Massachusetts)
.....	March 16, 2013 - Bryan Rust (scored vs. Bowling Green)
Opp. had a penalty shot	January 29, 2016 - Colin White - Boston College (saved by Cal Petersen, BC wins 4-0)
.....	January 22, 2016 - Ara Nazarian - New Hampshire (scored on Cal Petersen, ND wins 5-1)
.....	December 10, 2015 - Colin White - Boston College (saved by Cal Petersen, ND wins 4-3)

SERIES

Notre Dame swept a two-game series	December 31, 2016 - January 1, 2017 (vs. Alaska, 5-0, 4-0)
Notre Dame swept in a two-game series	January 23-24, 2015 (Northeastern (2-3, 2-4)
Notre Dame swept a Hockey East home series	February 12-13, 2016 (vs. Maine, 4-1, 5-1)
Notre Dame swept a Hockey East road series	February 5-6, 2016 (at Vermont, 2-1, 3-1)

The Last Time Notre Dame ... (Comebacks)

Erased a two-goal deficit to win or tie	vs. Boston College on Dec. 10, 2016 (W, 3-2)
Erased a two-goal, third period deficit to win or tie	at Boston College on Dec. 10, 2015 (W, 4-3)

NOTRE DAME'S 2016-17 RECORD WHEN

Overall	14-8-3
In Hockey East games	7-4-2
Non-conference games	7-4-1
Home	10-5-2
Road	4-3-1
Neutral	0-0-0
In overtime games	0-1-2

When Notre Dame scores first	10-3-1
When opponents score first	4-5-1
When Notre Dame leads after one period	5-1-0
When Notre Dame trails after one period	3-5-0
When score is tied after one period	6-2-3
When Notre Dame leads after two periods	10-0-0
When Notre Dame trails after two periods	0-6-2
When score is tied after two periods	4-2-1
When Notre Dame outshoots opponent	13-4-3
When opponent outshoots Notre Dame	1-4-0
When shots are even	0-0-0
In Game 1 of weekend series*	6-4-2
In Game 2 of weekend series*	7-4-1
In Game 1 of Hockey East weekend series	2-3-1
In Game 2 of Hockey East weekend series	4-1-1

* - Includes Shillelagh Tournament games

In one-goal games	2-3-0
In two-goal games	4-4-0

When scoring two or more goals	13-6-2
When scoring three or more goals	12-2-1
When scoring four or more goals	7-1-0
When scoring five or more goals	6-0-0

Against Ranked Opponents

vs. #3/4 Boston College	1-0-0
at #4/4 Minnesota Duluth	1-1-0
vs. #5/6 UMass Lowell	1-1-0

Month-By-Month

Notre Dame in October	4-3-1
Notre Dame in November	3-2-1
Notre Dame in December	3-1-0
Notre Dame in January	4-2-1
Notre Dame in February
Notre Dame in March

Vs. Conferences

Atlantic Hockey	1-0-0
Big Ten	0-1-1
ECAC	0-1-0
Hockey East	7-4-2
Independent	2-0-0
NCHC	1-1-0
WCHA	3-1-0

Date	Opponent	Score	Att.	Record:	Overall	Home	Away	Neutral					
Oct 07	ARIZONA STATE	W 9-2	3356	ALL GAMES	14-8-3	10-5-2	4-3-1	0-0-0					
Oct 08	ARIZONA STATE	W 4-2	3554	CONFERENCE	7-4-2	4-2-1	3-2-1	0-0-0					
Oct 14	at #4 Minnesota Duluth	L 3-4	5526	NON-CONFERENCE	7-4-1	6-3-1	1-1-0	0-0-0					
Oct 15	at #4 Minnesota Duluth	W 3-1	6014										
Oct 21	PENN STATE	Tot 3-3	3411										
Oct 22	PENN STATE	Lot 2-3	3518										
* Oct 27	UCONN	L 2-4	2936	## Player	gp	g	a	pts	sh	sh%	pen-min	pp	sh
* Oct 28	UCONN	W 6-2	4065	10 Anders Bjork	25	15	21	36	90	.167	4-8	3	1
* Nov 12	at Northeastern	W 5-2	3511	15 Andrew Oglevie	25	12	15	27	87	.138	4-8	4	0
* Nov 13	at Northeastern	T 0-0	1444	18 Jake Evans	25	8	16	24	71	.113	11-33	1	1
* Nov 17	#5 UMASS LOWELL	L 1-4	3151	3 Jordan Gross	25	6	14	20	91	.066	6-12	4	0
* Nov 18	#5 UMASS LOWELL	W 4-1	4653	25 Dylan Malmquist	25	6	12	18	47	.128	8-16	2	0
Nov 25	HOLY CROSS	W 5-3	4581	16 Connor Hurley	21	4	12	16	26	.154	11-22	0	0
Nov 26	CLARKSON	L 0-2	3865	27 Bobby Nardella	22	5	10	15	62	.081	8-24	3	0
* Dec 2	at Massachusetts	L 4-5	2481	26 Cam Morrison	25	6	8	14	50	.120	4-8	2	0
* Dec 3	at Massachusetts	W 3-0	3039	22 Andrew Peeke	25	4	7	11	36	.111	5-10	0	0
* Dec 10	#3 BOSTON COLLEGE	W 3-2	5022	21 Joe Wegwerth	24	6	4	10	46	.130	7-14	3	0
Dec 31	ALASKA	W 5-0	4149	4 Dennis Gilbert	25	0	9	9	31	.000	5-10	0	0
Jan 01	ALASKA	W 4-0	4023	28 Jack Jenkins	21	3	3	6	49	.061	1-2	0	0
Jan 06	MICHIGAN TECH	W 3-1	4328	11 Cal Burke	25	1	5	6	45	.022	4-8	0	0
Jan 07	MICHIGAN TECH	L 2-4	4741	6 Tory Dello	24	1	5	6	44	.023	16-51	0	0
* Jan 13	at Merrimack	W 2-1	2251	24 Dawson Cook	24	1	2	3	26	.038	4-8	0	0
* Jan 14	at Merrimack	L 2-4	2271	9 Bo Brauer	11	2	0	2	6	.333	2-12	1	0
* Jan 20	NEW HAMPSHIRE	Tot 2-2	4504	2 Tony Bretzman	8	0	1	1	5	.000	1-2	0	0
* Jan 21	NEW HAMPSHIRE	W 3-0	4652	12 Felix Holmberg	9	0	0	0	6	.000	0-0	0	0
				19 Mike O'Leary	22	0	0	0	11	.000	7-22	0	0
				8 Ben Ostlie	16	0	0	0	6	.000	3-6	0	0
				40 Cal Petersen	25	0	0	0	0	.000	1-2	0	0
				24 Luke Ripley	23	0	0	0	18	.000	15-30	0	0
				TM TEAM	17	0	0	0	0	.000	3-6	0	0
				Total	25	80	144	224	853	.094	130-314	23	2
				Opponents	25	52	89	141	660	.079	154-381	17	0

TEAM STATISTICS	ND	OPP
SHOT STATISTICS		
Goals-Shot attempts	80-853	52-660
Shot pct.	.094	.079
Goals/Game	3.2	2.1
Shots/Game	34.1	26.4
POWER PLAYS		
Goals-Power Plays	23-127	17-108
Conversion Percent	.181	.157
Shot Attempts	194	137
Shot Percent	.119	.124
GOAL BREAKDOWN		
Power Play	23	17
Short-handed	2	0
Empty net	3	3
Penalty	0	0
Unassisted	3	2
Overtime	0	1
PENALTIES		
Number	130	154
Minutes	314	381
Penalties/Game	5.2	6.2
Pen minutes/Game	12.6	15.2

##	Goalie	gp	min	ga	gaavg	saves	save%	w-l-t
40	Cal Petersen	25	1463:36	48	1.97	601	.926	14-8-3
32	Cale Morris	1	19:43	1	3.04	7	.875	0-0-0
TM	EMPTY NET	17	8:01	3	-	0	.000	0-0-0
	Total	25	1491:20	52	2.09	608	.921	14-8-3
	Opponents	25	1491:20	80	3.22	773	.906	8-14-3

Attendance Summary		ND	Opponent
Total		68509	26537
Dates/Avg Per Date		17/4030	8/3317
Neutral Site #/Avg		0/0	

Goals by Period	1st	2nd	3rd	OT	Total
Notre Dame	16	30	34	0	80
Opponents	19	18	14	1	52

Saves by Period	1st	2nd	3rd	OT	Total
Notre Dame	202	202	199	5	608
Opponents	253	282	232	6	773

##	Player	gp	Shots					+/-	Penalties				Goals								
			g	a	pts	sh	sh%		pen-min	min	maj	oth	pp	sh	fg	gw	gt	ot	ht	pn	ua
10	Anders Bjork	25	15	21	36	90	.167	+15	4-8	4	0	0	3	1	2	5	0	0	0	0	1
15	Andrew Oglevie	25	12	15	27	87	.138	+10	4-8	4	0	0	4	0	3	1	0	0	0	0	1
18	Jake Evans	25	8	16	24	71	.113	+13	11-33	9	1	1	1	1	1	0	0	0	0	0	0
3	Jordan Gross	25	6	14	20	91	.066	+9	6-12	6	0	0	4	0	1	1	1	0	0	0	0
25	Dylan Malmquist	25	6	12	18	47	.128	+6	8-16	8	0	0	2	0	2	2	0	0	0	0	0
16	Connor Hurley	21	4	12	16	26	.154	+5	11-22	11	0	0	0	0	2	1	0	0	0	0	0
27	Bobby Nardella	22	5	10	15	62	.081	+7	8-24	7	0	1	3	0	1	0	0	0	0	0	0
26	Cam Morrison	25	6	8	14	50	.120	+7	4-8	4	0	0	2	0	0	1	0	0	0	0	0
22	Andrew Peeke	25	4	7	11	36	.111	+9	5-10	5	0	0	0	0	0	1	0	0	0	0	0
21	Joe Wegwerth	24	6	4	10	46	.130	+3	7-14	7	0	0	3	0	1	0	1	0	0	0	1
4	Dennis Gilbert	25	0	9	9	31	.000	+16	5-10	5	0	0	0	0	0	0	0	0	0	0	0
28	Jack Jenkins	21	3	3	6	49	.061	-1	1-2	1	0	0	0	0	1	2	0	0	0	0	0
11	Cal Burke	25	1	5	6	45	.022	-1	4-8	4	0	0	0	0	0	0	0	0	0	0	0
6	Tory Dello	24	1	5	6	44	.023	+5	16-51	13	1	2	0	0	0	0	0	0	0	0	0
9	Dawson Cook	24	1	2	3	26	.038	+3	4-8	4	0	0	0	0	0	0	0	0	0	0	0
29	Bo Brauer	11	2	0	2	6	.333	+1	2-12	1	0	1	1	0	0	0	0	0	0	0	0
2	Tony Bretzman	8	0	1	1	5	.000	0	1-2	1	0	0	0	0	0	0	0	0	0	0	0
12	Felix Holmberg	9	0	0	0	6	.000	0	0-0	0	0	0	0	0	0	0	0	0	0	0	0
19	Mike O'Leary	22	0	0	0	11	.000	+2	7-22	6	0	1	0	0	0	0	0	0	0	0	0
8	Ben Ostlie	16	0	0	0	6	.000	-1	3-6	3	0	0	0	0	0	0	0	0	0	0	0
40	Cal Petersen	25	0	0	0	0	.000	0	1-2	1	0	0	0	0	0	0	0	0	0	0	0
24	Luke Ripley	23	0	0	0	18	.000	-2	15-30	15	0	0	0	0	0	0	0	0	0	0	0
TM	TEAM	17	0	0	0	0	.000	0	3-6	3	0	0	0	0	0	0	0	0	0	0	0
	Total	25	80	144	224	853	.094	+106	130-314	122	2	6	23	2	14	14	2	0	0	0	3
	Opponents	25	52	89	141	660	.079	-	154-381	143	3	8	17	0	10	8	0	1	0	0	2

##	Goalie	gp-gs	Goal average		Saves		Record				Goals allowed						
			minutes	ga	avg	saves	pct	w	l	t	sho	pp	sh	en	pen	sog	
40	Cal Petersen	25-25	1463:36	48	1.97	601	.926	14	8	3	5	17	0	0	0	0	0
32	Cale Morris	1-0	19:43	1	3.04	7	.875	0	0	0	0	0	0	0	0	0	0
TM	EMPTY NET	17-0	8:01	3	-	0	.000	0	0	0	0	0	0	3	0	0	0
	Total	25-0	1491:20	52	2.09	608	.921	14	8	3	5	17	0	3	0	0	0
	Opponents	25-0	1491:20	80	3.22	773	.906	8	14	3	2	23	2	3	0	0	0

##	Points	GP	G	A	Pts	Sh	##	Assists	GP	G	A	Pts	Sh	
10	Anders Bjork	25	15	21	36	90	10	Anders Bjork	25	15	21	36	90	
15	Andrew Oglevie	25	12	15	27	87	18	Jake Evans	25	8	16	24	71	
18	Jake Evans	25	8	16	24	71	15	Andrew Oglevie	25	12	15	27	87	
3	Jordan Gross	25	6	14	20	91	3	Jordan Gross	25	6	14	20	91	
25	Dylan Malmquist	25	6	12	18	47	25	Dylan Malmquist	25	6	12	18	47	
16	Connor Hurley	21	4	12	16	26	16	Connor Hurley	21	4	12	16	26	
27	Bobby Nardella	22	5	10	15	62	27	Bobby Nardella	22	5	10	15	62	
26	Cam Morrison	25	6	8	14	50	4	Dennis Gilbert	25	0	9	9	31	
22	Andrew Peeke	25	4	7	11	36	26	Cam Morrison	25	6	8	14	50	
21	Joe Wegwerth	24	6	4	10	46	22	Andrew Peeke	25	4	7	11	36	
##	Goals	GP	G	A	Pts	Sh	##	Shots	GP	G	A	Pts	Sh	Sh%
10	Anders Bjork	25	15	21	36	90	3	Jordan Gross	25	6	14	20	91	.066
15	Andrew Oglevie	25	12	15	27	87	10	Anders Bjork	25	15	21	36	90	.167
18	Jake Evans	25	8	16	24	71	15	Andrew Oglevie	25	12	15	27	87	.138
3	Jordan Gross	25	6	14	20	91	18	Jake Evans	25	8	16	24	71	.113
25	Dylan Malmquist	25	6	12	18	47	27	Bobby Nardella	22	5	10	15	62	.081
26	Cam Morrison	25	6	8	14	50	26	Cam Morrison	25	6	8	14	50	.120
21	Joe Wegwerth	24	6	4	10	46	28	Jack Jenkins	21	3	3	6	49	.061
27	Bobby Nardella	22	5	10	15	62	25	Dylan Malmquist	25	6	12	18	47	.128
16	Connor Hurley	21	4	12	16	26	21	Joe Wegwerth	24	6	4	10	46	.130
22	Andrew Peeke	25	4	7	11	36	11	Cal Burke	25	1	5	6	45	.022
##	Power-Play Goals	GP	PPG	##	Shot Pct.	GP	G	A	Pts	Sh	Sh%			
3	Jordan Gross	25	4	29	Bo Brauer	11	2	0	2	6	.333			
15	Andrew Oglevie	25	4	10	Anders Bjork	25	15	21	36	90	.167			
10	Anders Bjork	25	3	16	Connor Hurley	21	4	12	16	26	.154			
27	Bobby Nardella	22	3	15	Andrew Oglevie	25	12	15	27	87	.138			
21	Joe Wegwerth	24	3	21	Joe Wegwerth	24	6	4	10	46	.130			
26	Cam Morrison	25	2	25	Dylan Malmquist	25	6	12	18	47	.128			
25	Dylan Malmquist	25	2	26	Cam Morrison	25	6	8	14	50	.120			
##	Short-Handed Goals	GP	SHG	18 <td>Jake Evans</td> <td>25</td> <td>8</td> <td>16</td> <td>24</td> <td>71</td> <td>.113</td>	Jake Evans	25	8	16	24	71	.113			
10	Anders Bjork	25	1	22	Andrew Peeke	25	4	7	11	36	.111			
18	Jake Evans	25	1	27	Bobby Nardella	22	5	10	15	62	.081			
##	Game-Winning Goals	GP	GWG	##	Penalties	GP	Pen	Min						
10	Anders Bjork	25	5	6	Tory Dello	24	16	51						
28	Jack Jenkins	21	2	24	Luke Ripley	23	15	30						
25	Dylan Malmquist	25	2	18	Jake Evans	25	11	33						
##	Plus/Minus	GP	+/-	16	Connor Hurley	21	11	22						
4	Dennis Gilbert	25	+16	25	Dylan Malmquist	25	8	16						
10	Anders Bjork	25	+15	27	Bobby Nardella	22	8	24						
18	Jake Evans	25	+13	21	Joe Wegwerth	24	7	14						
15	Andrew Oglevie	25	+10	19	Mike O'Leary	22	7	22						
3	Jordan Gross	25	+9	3	Jordan Gross	25	6	12						
22	Andrew Peeke	25	+9	22	Andrew Peeke	25	5	10						
27	Bobby Nardella	22	+7	##	Penalty Minutes	GP	Pen	Min						
26	Cam Morrison	25	+7	6	Tory Dello	24	16	51						
25	Dylan Malmquist	25	+6	18	Jake Evans	25	11	33						
16	Connor Hurley	21	+5	24	Luke Ripley	23	15	30						
				27	Bobby Nardella	22	8	24						
				19	Mike O'Leary	22	7	22						
				16	Connor Hurley	21	11	22						
				25	Dylan Malmquist	25	8	16						
				21	Joe Wegwerth	24	7	14						
				3	Jordan Gross	25	6	12						
				29	Bo Brauer	11	2	12						

Date	Opponent		Score	Shots	Overall	Conf	Time	Att.	Goalie of record
Oct 07	ARIZONA STATE	W	9-2	51/19	1-0-0	0-0-0	2:45	3356	Cal Petersen
Oct 08	ARIZONA STATE	W	4-2	37/25	2-0-0	0-0-0	2:18	3554	Cal Petersen
Oct 14	at #4 Minnesota Duluth	L	3-4	23/32	2-1-0	0-0-0	2:20	5526	Cal Petersen
Oct 15	at #4 Minnesota Duluth	W	3-1	38/28	3-1-0	0-0-0	2:13	6014	Cal Petersen
Oct 21	PENN STATE	Tot	3-3	33/32	3-1-1	0-0-0	2:27	3411	Cal Petersen
Oct 22	PENN STATE	Lot	2-3	28/33	3-2-1	0-0-0	2:20	3518	Cal Petersen
* Oct 27	UCONN	L	2-4	49/25	3-3-1	0-1-0	2:23	2936	Cal Petersen
* Oct 28	UCONN	W	6-2	39/32	4-3-1	1-1-0	2:00	4065	Cal Petersen
* Nov 12	at Northeastern	W	5-2	28/25	5-3-1	2-1-0	2:20	3511	Cal Petersen
* Nov 13	at Northeastern	T	0-0	22/16	5-3-2	2-1-1	1:28	1444	Cal Petersen
* Nov 17	#5 UMASS LOWELL	L	1-4	23/35	5-4-2	2-2-1	2:00	3151	Cal Petersen
* Nov 18	#5 UMASS LOWELL	W	4-1	34/22	6-4-2	3-2-1	2:10	4653	Cal Petersen
Nov 25	HOLY CROSS	W	5-3	30/20	7-4-2	3-2-1	1:58	4581	Cal Petersen
Nov 26	CLARKSON	L	0-2	35/27	7-5-2	3-2-1	2:07	3865	Cal Petersen
* Dec 2	at Massachusetts	L	4-5	25/24	7-6-2	3-3-1	2:29	2481	Cal Petersen
* Dec 3	at Massachusetts	W	3-0	36/22	8-6-2	4-3-1	2:20	3039	Cal Petersen
* Dec 10	#3 BOSTON COLLEGE	W	3-2	32/17	9-6-2	5-3-1	2:15	5022	Cal Petersen
Dec 31	ALASKA	W	5-0	38/34	10-6-2	5-3-1	2:11	4149	Cal Petersen
Jan 01	ALASKA	W	4-0	36/21	11-6-2	5-3-1	2:05	4023	Cal Petersen
Jan 06	MICHIGAN TECH	W	3-1	26/28	12-6-2	5-3-1	2:17	4328	Cal Petersen
Jan 07	MICHIGAN TECH	L	2-4	25/34	12-7-2	5-3-1	2:25	4741	Cal Petersen
* Jan 13	at Merrimack	W	2-1	36/22	13-7-2	6-3-1	2:07	2251	Cal Petersen
* Jan 14	at Merrimack	L	2-4	37/28	13-8-2	6-4-1	2:13	2271	Cal Petersen
* Jan 20	NEW HAMPSHIRE	Tot	2-2	49/28	13-8-3	6-4-2	2:11	4504	Cal Petersen
* Jan 21	NEW HAMPSHIRE	W	3-0	43/31	14-8-3	7-4-2	2:07	4652	Cal Petersen

Team Record	W-L-T	Attendance	Dates	Total	Avg.
Overall:	14-8-3	Total:	25	95046	3802
Conference:	7-4-2	Home:	17	68509	4030
Home:	10-5-2	Away:	8	26537	3317
Away:	4-3-1	Neutral:	0	0	0
Neutral:	0-0-0				
Overtime:	0-1-2				

Date	Opponent	Score	Goals	Shots		Penalties		Power Plays	
				Assists	Shots	Pen-Min	Pen-Min	G-Ch	G-Ch
Oct 07	ARIZONA STATE	9-2	9 / 2	17 / 4	51 / 19	17-66	/ 31-116	6-19	/ 0-9
Oct 08	ARIZONA STATE	4-2	4 / 2	8 / 4	37 / 25	5-10	/ 12-32	1-9	/ 1-4
Oct 14	at Minnesota Duluth	3-4	3 / 4	5 / 7	23 / 32	6-12	/ 6-12	2-6	/ 1-6
Oct 15	at Minnesota Duluth	3-1	3 / 1	6 / 1	38 / 28	4-8	/ 3-6	1-3	/ 0-4
Oct 21	PENN STATE	3-3	3 / 3	4 / 6	33 / 32	9-18	/ 11-22	0-10	/ 1-8
Oct 22	PENN STATE	2-3	2 / 3	4 / 5	28 / 33	5-10	/ 6-12	2-6	/ 0-5
Oct 27	UCONN	2-4	2 / 4	4 / 7	49 / 25	1-2	/ 6-12	0-6	/ 1-1
Oct 28	UCONN	6-2	6 / 2	11 / 4	39 / 32	2-4	/ 1-2	1-1	/ 1-2
Nov 12	at Northeastern	5-2	5 / 2	10 / 4	28 / 25	4-8	/ 2-4	1-2	/ 2-4
Nov 13	at Northeastern	0-0	0 / 0	0 / 0	22 / 16	4-8	/ 6-12	0-4	/ 0-3
Nov 17	UMASS LOWELL	1-4	1 / 4	2 / 7	23 / 35	6-12	/ 5-10	0-4	/ 0-5
Nov 18	UMASS LOWELL	4-1	4 / 1	8 / 2	34 / 22	7-25	/ 4-8	0-4	/ 0-6
Nov 25	HOLY CROSS	5-3	5 / 3	8 / 4	30 / 20	2-4	/ 4-8	1-4	/ 1-2
Nov 26	CLARKSON	0-2	0 / 2	0 / 2	35 / 27	6-23	/ 8-16	0-7	/ 0-4
Dec 2	at Massachusetts	4-5	4 / 5	7 / 9	25 / 24	4-8	/ 2-4	1-2	/ 3-4
Dec 3	at Massachusetts	3-0	3 / 0	6 / 0	36 / 22	7-14	/ 4-8	0-2	/ 0-5
Dec 10	BOSTON COLLEGE	3-2	3 / 2	4 / 4	32 / 17	4-8	/ 6-12	1-6	/ 2-4
Dec 31	ALASKA	5-0	5 / 0	9 / 0	38 / 34	6-12	/ 6-12	2-5	/ 0-4
Jan 01	ALASKA	4-0	4 / 0	7 / 0	36 / 21	5-10	/ 5-21	2-5	/ 0-5
Jan 06	MICHIGAN TECH	3-1	3 / 1	4 / 2	26 / 28	5-10	/ 6-12	0-6	/ 1-5
Jan 07	MICHIGAN TECH	2-4	2 / 4	4 / 6	25 / 34	5-10	/ 4-8	1-3	/ 0-4
Jan 13	at Merrimack	2-1	2 / 1	3 / 2	36 / 22	6-12	/ 4-8	0-4	/ 1-6
Jan 14	at Merrimack	2-4	2 / 4	4 / 6	37 / 28	2-4	/ 3-6	1-3	/ 1-2
Jan 20	NEW HAMPSHIRE	2-2	2 / 2	3 / 3	49 / 28	4-8	/ 4-8	0-3	/ 1-3
Jan 21	NEW HAMPSHIRE	3-0	3 / 0	6 / 0	43 / 31	4-8	/ 5-10	0-3	/ 0-3
Totals		80-52	80 / 52	144 / 89	853 / 660	130-314	/ 154-381	23-127	/ 17-108

Note: Game totals are displayed in the format TEAM/OPPONENT for each category

Date	Opponent	Score	Att.	Record:	Overall	Home	Away	Neutral		
* Oct 27	UCONN	L 2-4	2936	ALL GAMES	7-4-2	4-2-1	3-2-1	0-0-0		
* Oct 28	UCONN	w 6-2	4065	CONFERENCE	7-4-2	4-2-1	3-2-1	0-0-0		
* Nov 12	at Northeastern	w 5-2	3511	NON-CONFERENCE	0-0-0	0-0-0	0-0-0	0-0-0		
* Nov 13	at Northeastern	T 0-0	1444							
* Nov 17	#5 UMASS LOWELL	L 1-4	3151							
* Nov 18	#5 UMASS LOWELL	w 4-1	4653							
* Dec 2	at Massachusetts	L 4-5	2481							
* Dec 3	at Massachusetts	w 3-0	3039							
* Dec 10	#3 BOSTON COLLEGE	w 3-2	5022							
* Jan 13	at Merrimack	w 2-1	2251							
* Jan 14	at Merrimack	L 2-4	2271							
* Jan 20	NEW HAMPSHIRE	Tot 2-2	4504							
* Jan 21	NEW HAMPSHIRE	w 3-0	4652							
TEAM STATISTICS										
		ND	OPP							
SHOT STATISTICS										
Goals-Shot attempts		37-453	27-327							
Shot pct.		.082	.083							
Goals/Game		2.8	2.1							
Shots/Game		34.8	25.2							
POWER PLAYS										
Goals-Power Plays		5-44	12-48							
Conversion Percent		.114	.250							
Shot Attempts		74	61							
Shot Percent		.068	.197							
GOAL BREAKDOWN										
Power Play		5	12							
Short-handed		1	0							
Empty net		1	3							
Penalty		0	0							
Unassisted		1	1							
Overtime		0	0							
PENALTIES										
Number		55	52							
Minutes		121	104							
Penalties/Game		4.2	4.0							
Pen minutes/Game		9.3	8.0							
##	Player	gp	g	a	pts	sh	sh%	pen-min	pp	sh
10	Anders Bjork	13	8	9	17	49	.163	3-6	1	1
15	Andrew Oglevie	13	6	8	14	42	.143	3-6	0	0
18	Jake Evans	13	5	8	13	47	.106	5-10	0	0
27	Bobby Nardella	10	2	6	8	27	.074	2-4	1	0
22	Andrew Peeke	13	4	3	7	24	.167	4-8	0	0
16	Connor Hurley	11	2	5	7	8	.250	5-10	0	0
4	Dennis Gilbert	13	0	7	7	17	.000	2-4	0	0
26	Cam Morrison	13	2	4	6	25	.080	1-2	0	0
3	Jordan Gross	13	2	3	5	41	.049	0-0	2	0
21	Joe Wegwerth	13	2	2	4	25	.080	2-4	1	0
28	Jack Jenkins	13	1	3	4	34	.029	0-0	0	0
25	Dylan Malmquist	13	1	3	4	28	.036	4-8	0	0
11	Cal Burke	13	0	4	4	28	.000	1-2	0	0
9	Dawson Cook	13	1	1	2	16	.062	3-6	0	0
6	Tory Dello	12	1	1	2	14	.071	6-23	0	0
2	Tony Bretzman	5	0	1	1	4	.000	1-2	0	0
29	Bo Brauer	5	0	0	0	1	.000	0-0	0	0
12	Felix Holmberg	5	0	0	0	5	.000	0-0	0	0
19	Mike O'Leary	11	0	0	0	4	.000	4-8	0	0
8	Ben Ostlie	6	0	0	0	1	.000	0-0	0	0
40	Cal Petersen	13	0	0	0	0	.000	1-2	0	0
24	Luke Ripley	13	0	0	0	13	.000	8-16	0	0
	Total	13	37	68	105	453	.082	55-121	5	1
	Opponents	13	27	48	75	327	.083	52-104	12	0
##	Goalie	gp	min	ga	gaavg	saves	save%	w-l-t		
40	Cal Petersen	13	761:39	24	1.89	300	.926	7-4-2		
TM	EMPTY NET	7	3:21	3	-	0	.000	0-0-0		
	Total	13	765:00	27	2.12	300	.917	7-4-2		
	Opponents	13	765:00	37	2.90	416	.918	4-7-2		
Attendance Summary										
		ND	Opponent							
	Total	28983	14997							
	Dates/Avg Per Date	7/4140	6/2500							
	Neutral Site #/Avg	0/0								
Goals by Period										
		1st	2nd	3rd	Total					
	Notre Dame	5	13	19	37					
	Opponents	10	9	8	27					
Saves by Period										
		1st	2nd	3rd	Total					
	Notre Dame	112	90	98	300					
	Opponents	131	160	122	416					

Opponent	Date	Score	2	3	4	6	8	9	10	11	12	15	16
			BRETZMAN,T	GROSS,JORD	GILBERT,DEN	DELLO,TORY	OSTLIE,BEN	COOK,DAWS	BJORK,ANDE	BURKE,CAL	HOLMBERG,F	OGLEVIE,AN	HURLEY,CON
ASU	Oct 07	9-2 W	DNP	1-2-3	0-1-1	0-2-2	DNP	DNP	2-1-3	0-1-1	0-0-0	1-2-3	0-2-2
ASU	Oct 08	4-2 W	0-0-0	0-1-1	0-0-0	0-0-0	0-0-0	0-0-0	2-2-4	0-0-0	DNP	0-0-0	1-2-3
at UMD	Oct 14	3-4 L	DNP	0-0-0	0-0-0	0-0-0	0-0-0	0-0-0	1-0-1	0-0-0	0-0-0	1-1-2	0-1-1
at UMD	Oct 15	3-1 W	0-0-0	1-0-1	0-0-0	0-0-0	0-0-0	0-0-0	0-2-2	0-0-0	DNP	1-0-1	0-1-1
PSU	Oct 21	3-3 t	DNP	1-1-2	0-0-0	0-0-0	0-0-0	0-1-1	0-1-1	0-0-0	0-0-0	1-0-1	0-0-0
PSU	Oct 22	2-3 L	0-0-0	0-1-1	0-0-0	0-0-0	0-0-0	0-0-0	0-0-0	0-0-0	DNP	0-2-2	0-0-0
UCONN	Oct 27	2-4 L	DNP	0-0-0	0-0-0	1-0-1	0-0-0	0-0-0	0-1-1	0-0-0	DNP	0-1-1	0-1-1
UCONN	Oct 28	6-2 W	DNP	0-0-0	0-2-2	0-1-1	DNP	0-1-1	2-2-4	0-0-0	0-0-0	0-1-1	1-1-2
at NU	Nov 12	5-2 W	DNP	1-0-1	0-2-2	0-0-0	DNP	0-0-0	0-2-2	0-0-0	0-0-0	1-2-3	0-0-0
at NU	Nov 13	0-0 t	DNP	0-0-0	0-0-0	0-0-0	0-0-0	0-0-0	0-0-0	0-0-0	0-0-0	0-0-0	0-0-0
UML	Nov 17	1-4 L	DNP	0-1-1	0-0-0	0-0-0	0-0-0	0-0-0	0-0-0	0-0-0	DNP	0-0-0	1-0-1
UML	Nov 18	4-1 W	DNP	0-0-0	0-0-0	0-0-0	0-0-0	1-0-1	1-1-2	0-2-2	DNP	0-0-0	0-1-1
HC	Nov 25	5-3 W	DNP	0-1-1	0-0-0	0-2-2	0-0-0	0-0-0	1-2-3	0-0-0	0-0-0	1-0-1	1-1-2
CLARKSON	Nov 26	0-2 L	DNP	0-0-0	0-0-0	0-0-0	DNP	0-0-0	0-0-0	0-0-0	DNP	0-0-0	0-0-0
at UMASS	Dec 2	4-5 L	DNP	0-1-1	0-0-0	0-0-0	DNP	0-0-0	2-0-2	0-0-0	DNP	0-1-1	0-1-1
at UMASS	Dec 3	3-0 W	0-1-1	0-0-0	0-1-1	DNP	0-0-0	0-0-0	0-1-1	0-1-1	DNP	1-0-1	0-0-0
BC	Dec 10	3-2 W	0-0-0	0-0-0	0-0-0	0-0-0	DNP	0-0-0	2-0-2	0-0-0	DNP	1-0-1	0-1-1
UAF	Dec 31	5-0 W	DNP	0-3-3	0-1-1	0-0-0	0-0-0	0-0-0	0-2-2	1-0-1	DNP	1-0-1	DNP
UAF	Jan 01	4-0 W	DNP	1-1-2	0-0-0	0-0-0	0-0-0	0-0-0	1-1-2	0-0-0	DNP	0-1-1	DNP
MTU	Jan 06	3-1 W	DNP	0-1-1	0-0-0	0-0-0	0-0-0	0-0-0	0-1-1	0-0-0	DNP	0-0-0	0-0-0
MTU	Jan 07	2-4 L	DNP	0-0-0	0-0-0	0-0-0	0-0-0	0-0-0	0-0-0	0-0-0	DNP	0-1-1	0-0-0
at MER	Jan 13	2-1 W	DNP	0-0-0	0-1-1	0-0-0	DNP	0-0-0	1-0-1	0-0-0	DNP	1-0-1	0-0-0
at MER	Jan 14	2-4 L	0-0-0	1-0-1	0-1-1	0-0-0	0-0-0	0-0-0	0-1-1	0-0-0	DNP	1-1-2	0-0-0
UNH	Jan 20	2-2 t	0-0-0	0-0-0	0-0-0	0-0-0	DNP	0-0-0	0-0-0	0-1-1	0-0-0	1-0-1	DNP
UNH	Jan 21	3-0 W	0-0-0	0-1-1	0-0-0	0-0-0	DNP	0-0-0	0-1-1	0-0-0	0-0-0	0-2-2	DNP

Opponent	Date	Score	18	19	21	22	24	25	26	27	28	29	32
			EVANS,JAKE	O'LEARY,MIK	WEGWERTH,	PEEKE,ANDR	RIPLEY,LUKE	MALMQUIST,	MORRISON,C	NARDELLA,B	JENKINS,JAC	BRAUER,BO	MORRIS,CAL
ASU	Oct 07	9-2 W	0-1-1	0-0-0	0-1-1	0-0-0	0-0-0	1-1-2	0-2-2	2-1-3	0-0-0	2-0-2	0-0-0
ASU	Oct 08	4-2 W	0-0-0	0-0-0	DNP	0-0-0	0-0-0	1-2-3	0-0-0	0-1-1	0-0-0	DNP	DNP
at UMD	Oct 14	3-4 L	0-2-2	0-0-0	0-0-0	0-0-0	0-0-0	0-0-0	1-1-2	0-0-0	DNP	DNP	DNP
at UMD	Oct 15	3-1 W	0-0-0	0-0-0	0-0-0	0-0-0	DNP	1-2-3	0-0-0	0-1-1	DNP	0-0-0	DNP
PSU	Oct 21	3-3 t	1-1-2	0-0-0	0-0-0	0-0-0	0-0-0	0-0-0	0-0-0	0-0-0	DNP	DNP	DNP
PSU	Oct 22	2-3 L	0-1-1	0-0-0	2-0-2	0-0-0	DNP	0-0-0	0-0-0	0-0-0	DNP	0-0-0	DNP
UCONN	Oct 27	2-4 L	1-0-1	0-0-0	0-0-0	0-0-0	0-0-0	0-1-1	0-0-0	0-0-0	0-0-0	DNP	DNP
UCONN	Oct 28	6-2 W	0-1-1	0-0-0	1-0-1	0-1-1	0-0-0	0-1-1	1-0-1	0-0-0	1-0-1	DNP	DNP
at NU	Nov 12	5-2 W	1-2-3	0-0-0	0-0-0	1-0-1	0-0-0	0-0-0	1-1-2	0-1-1	0-0-0	DNP	DNP
at NU	Nov 13	0-0 t	0-0-0	DNP	0-0-0	0-0-0	0-0-0	0-0-0	0-0-0	0-0-0	0-0-0	DNP	DNP
UML	Nov 17	1-4 L	0-0-0	0-0-0	0-0-0	0-0-0	0-0-0	0-1-1	0-0-0	0-0-0	0-0-0	DNP	DNP
UML	Nov 18	4-1 W	0-0-0	DNP	0-0-0	1-1-2	0-0-0	0-0-0	0-0-0	1-2-3	0-1-1	0-0-0	DNP
HC	Nov 25	5-3 W	0-1-1	DNP	1-0-1	0-0-0	0-0-0	0-1-1	1-0-1	0-0-0	0-0-0	DNP	DNP
CLARKSON	Nov 26	0-2 L	0-0-0	0-0-0	0-0-0	0-0-0	0-0-0	0-0-0	0-0-0	0-0-0	0-0-0	0-0-0	DNP
at UMASS	Dec 2	4-5 L	0-1-1	0-0-0	0-0-0	1-1-2	0-0-0	0-0-0	0-0-0	1-2-3	0-0-0	0-0-0	DNP
at UMASS	Dec 3	3-0 W	2-0-2	0-0-0	0-1-1	0-0-0	0-0-0	0-0-0	0-1-1	0-0-0	0-0-0	DNP	DNP
BC	Dec 10	3-2 W	0-1-1	0-0-0	0-1-1	0-0-0	0-0-0	0-0-0	0-1-1	0-0-0	0-0-0	DNP	DNP
UAF	Dec 31	5-0 W	0-1-1	0-0-0	0-0-0	0-0-0	0-0-0	2-0-2	1-1-2	0-1-1	0-0-0	0-0-0	DNP
UAF	Jan 01	4-0 W	1-0-1	0-0-0	0-1-1	0-1-1	0-0-0	0-2-2	0-0-0	0-0-0	1-0-1	0-0-0	DNP
MTU	Jan 06	3-1 W	1-0-1	0-0-0	1-0-1	0-1-1	0-0-0	0-1-1	0-0-0	0-0-0	1-0-1	DNP	DNP
MTU	Jan 07	2-4 L	0-1-1	0-0-0	0-0-0	0-2-2	0-0-0	0-0-0	1-0-1	1-0-1	0-0-0	DNP	DNP
at MER	Jan 13	2-1 W	0-0-0	0-0-0	0-0-0	0-0-0	0-0-0	0-0-0	0-0-0	0-1-1	0-1-1	0-0-0	DNP
at MER	Jan 14	2-4 L	0-1-1	0-0-0	0-0-0	0-0-0	0-0-0	0-0-0	0-0-0	DNP	0-0-0	DNP	DNP
UNH	Jan 20	2-2 t	0-1-1	0-0-0	1-0-1	0-0-0	0-0-0	0-0-0	0-0-0	DNP	0-1-1	0-0-0	DNP
UNH	Jan 21	3-0 W	1-1-2	0-0-0	0-0-0	1-0-1	0-0-0	1-0-1	0-1-1	DNP	0-0-0	0-0-0	DNP

Hockey Game Box Score (Final) Penn State vs #3 Notre Dame (Oct 21, 2016 at Notre Dame, Ind.)

Penn State (2-1-1, 0-0-0 BIG) vs. Notre Dame (3-1-1, 0-0-0 HEA) Date: Oct 21, 2016 • Location: Notre Dame, Ind. • Arena: Compton Family Arena Attendance: 3411 • Start time: 7:35 PM • End time: 10:02 PM • Total time: 2:27

Table with columns: Prd, Time, Team, Scored by, Assists, Vis. on ice, Home on ice, Goals by Period, Shots by Period, Power Play Goals-Att (SH), Penalties-Minutes by Prd. Includes TEAM SUMMARY and GOALTENDERS.

Table with columns: Prd, Player, Team, MinOffense, Time. Includes PENALTY SUMMARY and Referee's signature.

Hockey Game Box Score (Final) UCONN vs #6 Notre Dame (Oct 27, 2016 at Notre Dame, Ind.)

UCONN (3-1-2, 1-0-0 HEA) vs. Notre Dame (3-3-1, 0-1-0 HEA) Date: Oct 27, 2016 • Location: Notre Dame, Ind. • Arena: Compton Family Arena Attendance: 2936 • Start time: 7:35 PM • End time: 9:58 PM • Total time: 2:23

Table with columns: Prd, Time, Team, Scored by, Assists, Vis. on ice, Home on ice, Goals by Period, Shots by Period, Power Play Goals-Att (SH), Penalties-Minutes by Prd. Includes TEAM SUMMARY and GOALTENDERS.

Table with columns: Prd, Player, Team, MinOffense, Time. Includes PENALTY SUMMARY and Referee's signature.

Win-Huska, Adam (1-1-1). Loss-Cal Petersen (3-3-1).

Referee's signature

Hockey Game Box Score (Final) Penn State vs #3 Notre Dame (Oct 22, 2016 at Notre Dame, Ind.)

Penn State (3-1-1, 0-0-0 BIG) vs. Notre Dame (3-2-1, 0-0-0 HEA) Date: Oct 22, 2016 • Location: Notre Dame, Ind. • Arena: Compton Ice Arena Attendance: 3518 • Start time: 7:10 PM • End time: 9:30 PM • Total time: 2:20

Table with columns: Prd, Time, Team, Scored by, Assists, Vis. on ice, Home on ice, Goals by Period, Shots by Period, Power Play Goals-Att (SH), Penalties-Minutes by Prd. Includes TEAM SUMMARY and GOALTENDERS.

Table with columns: Prd, Player, Team, MinOffense, Time. Includes PENALTY SUMMARY and Referee's signature.

Win-Jones, Peyton (3-0-1). Loss-Cal Petersen (3-2-1). PSU Timeout at 12:49 of 2nd Period.

Referee's signature

Hockey Game Box Score (Final) UCONN vs #6 Notre Dame (Oct 28, 2016 at Notre Dame, Ind.)

UCONN (3-2-3, 1-1-0) vs. Notre Dame (4-3-1, 1-1-0) Date: Oct 28, 2016 • Location: Notre Dame, Ind. • Arena: Compton Ice Arena Attendance: 4065 • Start time: 7:35 PM • End time: 9:35 • Total time: 2:00

Table with columns: Prd, Time, Team, Scored by, Assists, Vis. on ice, Home on ice, Goals by Period, Shots by Period, Power Play Goals-Att (SH), Penalties-Minutes by Prd. Includes TEAM SUMMARY and GOALTENDERS.

Table with columns: Prd, Player, Team, MinOffense, Time. Includes PENALTY SUMMARY and Referee's signature.

Win-Cal Petersen (4-3-1). Loss-Nichols, Rob (2-1-2).

Referee's signature



Hockey Game Box Score (Final) #9 Notre Dame vs Northeastern (Nov 12, 2016 at Boston, Mass.)

Notre Dame (5-3-1, 2-1-1 HEA) vs. Northeastern (3-4-3, 0-3-1 HEA) Date: Nov 12, 2016 • Location: Boston, Mass. • Arena: Matthews Arena Attendance: 3511 • Start time: 7:00pm • End time: 9:20pm • Total time: 2:20

Table with 9 columns: Prd, Time, Team, Scored by, Assists, Vis. on ice, Home on ice, Goals by Period, Shots by Period, Power Play Goals-Att (SH), Penalties-Minutes by Prd.

TEAM SUMMARY

Summary table for #9 Notre Dame vs Northeastern, including statistics for both teams and totals.

GOALTENDERS

Table with 14 columns: Prd, Player, Team, Dec, Min, GA, 1, 2, 3, Saves for both teams.

PENALTY SUMMARY

Table with 8 columns: Prd, Player, Team, Min/Offense, Time for both teams.

Win-Cal Petersen (5-3-1). Loss-Ruck, Ryan (3-4-3).

Referee's signature

Hockey Game Box Score (Final) #9 Notre Dame vs Northeastern (Nov 13, 2016 at Boston, Mass.)

Notre Dame (5-3-2, 2-1-1) vs. Northeastern (3-4-4, 0-3-2) Date: Nov 13, 2016 • Location: Boston, Mass. • Arena: Matthews Arena Attendance: 1444 • Start time: 3:00 pm • End time: 4:28 pm • Total time: 1:28

Table with 9 columns: Prd, Time, Team, Scored by, Assists, Vis. on ice, Home on ice, Goals by Period, Shots by Period, Power Play Goals-Att (SH), Penalties-Minutes by Prd.

TEAM SUMMARY

Summary table for #9 Notre Dame vs Northeastern, including statistics for both teams and totals.

GOALTENDERS

Table with 14 columns: Prd, Player, Team, Dec, Min, GA, 1, 2, 3, Saves for both teams.

PENALTY SUMMARY

Table with 8 columns: Prd, Player, Team, Min/Offense, Time for both teams.

Notre Dame-Cal Petersen (5-3-2). Northeastern-Theut, Jake (0-0-1).

Referee's signature

Hockey Game Box Score (Final) #5 UMass Lowell vs #9 Notre Dame (Nov 17, 2016 at Notre Dame, Ind.)

UMass Lowell (8-3-2, 4-1-0 HEA) vs. Notre Dame (5-4-2, 2-2-1 HEA) Date: Nov 17, 2016 • Location: Notre Dame, Ind. • Arena: Compton Family Arena Attendance: 3151 • Start time: 7:35 PM • End time: 9:35 PM • Total time: 2:00

Table with 9 columns: Prd, Time, Team, Scored by, Assists, Vis. on ice, Home on ice, Goals by Period, Shots by Period, Power Play Goals-Att (SH), Penalties-Minutes by Prd.

TEAM SUMMARY

Summary table for #5 UMass Lowell vs #9 Notre Dame, including statistics for both teams and totals.

GOALTENDERS

Table with 14 columns: Prd, Player, Team, Dec, Min, GA, 1, 2, 3, Saves for both teams.

PENALTY SUMMARY

Table with 8 columns: Prd, Player, Team, Min/Offense, Time for both teams.

Win-Wall, Tyler (8-2-1). Loss-Cal Petersen (5-4-2).

Referee's signature

Hockey Game Box Score (Final) #5 UMass Lowell vs #9 Notre Dame (Nov 18, 2016 at Notre Dame, Ind.)

UMass Lowell (8-4-2, 4-2-0 HEA) vs. Notre Dame (6-4-2, 3-2-1 HEA) Date: Nov 18, 2016 • Location: Notre Dame, Ind. • Arena: Compton Family Arena Attendance: 4653 • Start time: 7:35 PM • End time: 9:45 PM • Total time: 2:10

Table with 9 columns: Prd, Time, Team, Scored by, Assists, Vis. on ice, Home on ice, Goals by Period, Shots by Period, Power Play Goals-Att (SH), Penalties-Minutes by Prd.

TEAM SUMMARY

Summary table for #5 UMass Lowell vs #9 Notre Dame, including statistics for both teams and totals.

GOALTENDERS

Table with 14 columns: Prd, Player, Team, Dec, Min, GA, 1, 2, 3, Saves for both teams.

PENALTY SUMMARY

Table with 8 columns: Prd, Player, Team, Min/Offense, Time for both teams.

Win-Cal Petersen (6-4-2). Loss-Hernberg, Chris (0-1-1).

Referee's signature

Hockey Game Box Score (Final)
Holy Cross vs #11 Notre Dame (Nov 25, 2016 at Notre Dame, Ind.)

Holy Cross (5-4-2, 2-2-2 AH) vs. Notre Dame (7-4-2, 3-2-1 HEA)
Date: Nov 25, 2016 • Location: Notre Dame, Ind. • Arena: Compton Family Arena
Attendance: 4581 • Start time: 7:35 PM • End time: 9:33 PM • Total time: 1:58

Prd	Time	Team	Scored by	Assists	Vis. on ice	Home on ice	Goals by Period
1	03:46	ND	Connor Hurley/4	Dylan Malmquist/9	7,15,11,12,29	16,25,10,3,27	Team 1 2 3 Tot HC 1 1 1 3 ND 1 2 2 5
2	12:37	HC	Crinella, Peter/1	Mackie, Jay/5 Darrar, Kevin/4	13,18,10,7,15	28,3,24,11,26	
3	02:27	HC	Moore, T.J./10	Jake Evans/9	17,15,7,21,27	18,22,25,10,27	
4	13:16	ND	Joe Wegwerth/4	Tory Dello/4 Anders Bjork/13	7,15,18,13,10	21,18,15,4,22	
5	17:37	ND	Cam Morrison/4	Jordan Gross/7 Anders Bjork/14	5,15,39,17	26,3,10,18,27	
6	04:30	ND	Anders Bjork/6	Connor Hurley/10 Tory Dello/5	27,33,4,17,12	10,16,25,4,6	
7	10:20	HC	Lopez, Danny/6	Trapp, Spencer/9 Robinson, Neil/1	27,5,21,17,37	4,18,9,6	
8	19:55	ND	Andrew Ogilvie/6	Trapp, Spencer/9 Robinson, Neil/1	29,27,17,7,23,5	15,18,6,4,10	

TEAM SUMMARY

#	Team	1	2	3	Tot	+/
#	Holy Cross	0	1	2	3	-1
#	Notre Dame	1	2	3	6	+1

GOALKEEPERS

#	Team	Dec	Min	GA	1	2	3	Saves
#	Holy Cross	Dec	1:06	1	0	0	0	1
#	Notre Dame	Dec	59:49	3	3	8	6	17

Penalty Summary

Prd	Player	Team	MinOffense	Time
1st	Smith, Logan	HC	2.Holding The Stick	08:08 PP
1st	Tory Dello	ND	2.Kneeing	16:42 PP
2nd	Smith, Logan	HC	2.Interference	14:22 PP

Win-Cal Petersen (7-4-2). Loss-Berrafato, Paul (5-4-2).
Shillelagh Tournament

Referee's signature

Hockey Game Box Score (Final)
Clarkson vs #11 Notre Dame (Nov 26, 2016 at Notre Dame, Ind.)

Clarkson (8-5-3, 4-1-1 ECAC) vs. Notre Dame (7-5-2, 3-2-1 HEA)
Date: Nov 26, 2016 • Location: Notre Dame, Ind. • Arena: Compton Family Arena
Attendance: 3865 • Start time: 7:35 PM • End time: 9:42 PM • Total time: 2:07

Prd	Time	Team	Scored by	Assists	Vis. on ice	Home on ice	Goals by Period
1	06:29	CLAR	Brosseau, Devin/4	Sturm, Nico/9	14,17,4,13,11	10,6,4,25,16	Team 1 2 3 Tot CLAR 1 1 0 2 ND 0 0 0 0
2	15:22	CLAR	Rempal, Sheldon/5	Josephs, Troy/5	11,16,4,5	10,27,15,3	

TEAM SUMMARY

#	Team	1	2	3	Tot	+/
#	Clarkson	1	2	3	6	+1
#	Notre Dame	0	0	0	0	-1

GOALKEEPERS

#	Team	Dec	Min	GA	1	2	3	Saves
#	Clarkson	Dec	60:00	0	15	9	11	35
#	Notre Dame	Dec	59:23	2	3	14	8	25

Penalty Summary

Prd	Player	Team	MinOffense	Time
1st	Smith, Logan	HC	2.Holding The Stick	08:08 PP
1st	Tory Dello	ND	2.Kneeing	16:42 PP
2nd	Smith, Logan	HC	2.Interference	14:22 PP

Win-Kiely Jake (7-4-3). Loss-Cal Petersen (7-5-2).
F - ANDERS BJORK (ND), F - JOE SNEELY (ALE).
D - TORY DELLO (ND), G - JAKE KIELY (CU)
MOP - JAKE KIELY (CU)

Referee's signature

Hockey Game Box Score (Final)
#12 Notre Dame vs Massachusetts (12/02/16 at Amherst, Mass.)

Notre Dame (7-6-2, 3-3-1 HEA) vs. Massachusetts (4-7-2, 2-5-1 HEA)
Date: 12/02/16 • Location: Amherst, Mass. • Arena: Mullins Center
Attendance: 2481 • Start time: 6:00 pm • End time: 8:29 pm • Total time: 2:29

Prd	Time	Team	Scored by	Assists	Vis. on ice	Home on ice	Goals by Period
1	2nd 10:28	UMAS	Pigozzi, Ray/2	Iacobellis, Steve/5 Plevy, Austin/5	10,4,6,18	15,16,14,37,8	Team 1 2 3 Tot UMAS 0 0 4 4 ND 0 0 0 0
2	14:15	UMAS	Hildenbrand, Niko/3	McDougal, Riley/3 Jeszka, Griff/5	25,24,16,10,3	19,27,11,8,37	
3	16:38	UMAS	Iacobellis, Steven/2	Horton, Jake/2 Lagesson, William/4	9,18,4,6	16,8,14,15,37	
4	01:08	ND	Andrew Peeke/3	Bobby Nardella/7 Connor Hurley/11	22,27,18,15,26	15,13,28,14,11	
5	04:24	ND	Anders Bjork/10	Connor Hurley/11 Chukarov, Ivan/3	10,16,4,19,6	37,11,27,19,8	
6	07:57	UMAS	Plevy, Austin/5	Chukarov, Ivan/3 Horton, Jake/3	3,18,4	14,13,8,16,15	
7	11:37	ND	Bobby Nardella/4	Andrew Ogilvie/10 Andrew Peeke	27,15,22,26,18	37,4,14,16	
8	12:46	UMAS	Pigozzi, Ray/3	Iacobellis, Steve/6 Jordan Gross/8	11,27,19,22,28	15,16,4,14,18	
9	16:01	ND	Anders Bjork/11	Jordan Gross/8 Bobby Nardella/8	10,3,27,18,15	8,37,14,15,16	

TEAM SUMMARY

#	Team	1	2	3	Tot	+/
#	Notre Dame	1	0	0	1	0
#	Massachusetts	4	0	0	4	+1

GOALKEEPERS

#	Team	Dec	Min	GA	1	2	3	Saves
#	Notre Dame	Dec	59:28	5	10	3	6	19
#	Massachusetts	Dec	60:00	4	4	7	10	21

Penalty Summary

Prd	Player	Team	MinOffense	Time
1st	Lazarus, Jonny	UMAS	2.Hooking	16:35 PP
2nd	Dawson Cook	ND	2.High Sticking	09:53 PP
2nd	Mike O'Leary	ND	2.Cross-Checking	16:12 PP

Win-Wischow, Ryan (3-3-2). Loss-Cal Petersen (7-6-2).

Referee's signature

Hockey Game Box Score (Final)
#12 Notre Dame vs Massachusetts (12/03/16 at Amherst, Mass.)

Notre Dame (8-6-2, 4-3-1 HEA) vs. Massachusetts (4-8-2, 2-6-1 HEA)
Date: 12/03/16 • Location: Amherst, Mass. • Arena: Mullins Center
Attendance: 3039 • Start time: 7:00 pm • End time: 9:20 pm • Total time: 2:20

Prd	Time	Team	Scored by	Assists	Vis. on ice	Home on ice	Goals by Period
1	1st 19:18	ND	Andrew Ogilvie/7	Dennis Gilbert/6 Anders Bjork/15	15,4,18,10,3	15,16,14,37,4	Team 1 2 3 Tot ND 1 1 1 3 UMAS 0 0 0 0
2	04:01	ND	Jake Evans/4	Cam Morrison/5 Tory Dello/3	18,26,2,15,24	9,10,26,8,13	
3	19:43	ND	EN Jake Evans/5	Joe Wegwerth/2 Cal Burke/4	18,3,4,11,21	14,15,16,17,28,37	

TEAM SUMMARY

#	Team	1	2	3	Tot	+/
#	Notre Dame	1	1	1	3	+1
#	Massachusetts	0	0	0	0	-1

GOALKEEPERS

#	Team	Dec	Min	GA	1	2	3	Saves
#	Notre Dame	Dec	59:56	0	9	7	22	33
#	Massachusetts	Dec	59:07	2	9	14	10	25

Penalty Summary

Prd	Player	Team	MinOffense	Time
1st	Andrew Peeke	ND	2.Interference	05:29 PP
1st	Luke Ripley	ND	2.Cross-Checking	06:55 PP
1st	Plevy, Austin	UMass	2.Unsportsmanlike Conduct	08:36
1st	Andrew Ogilvie	ND	2.Unsportsmanlike Conduct	08:36
1st	Badger, Ryan	UMass	2.Holding	09:57 PP
1st	Baxandall, Brennan	UMass	2.Cross-Checking	12:24 PP

Win-Cal Petersen (8-6-2). Loss-Wischow, Ryan (3-4-2).

Referee's signature

#3 Boston College vs #13 Notre Dame (Dec 10, 2016 at Notre Dame, Ind.)

Boston College (13-6-1, 8-1-1 HEA) vs. Notre Dame (9-6-2, 5-3-1 HEA)
Date: Dec 10, 2016 • Location: Notre Dame, Ind. • Arena: Compton Ice Arena
Attendance: 5022 • Start time: 7:10 PM • End time: 9:25 PM • Total time: 2:15

Table with 8 columns: Prd, Time, Team, Scored by, Assists, Vis. on ice, Home on ice, Goals by Period. Rows include game events from 1st to 3rd periods.

TEAM SUMMARY

Summary table for the game, including statistics for Boston College and Notre Dame players and team totals.

GOALTENDERS

Goaltender statistics for Joe Woll (Boston College) and Cal Petersen (Notre Dame).

PENALTY SUMMARY

Penalty summary table listing infractions by player, team, and time.

Win-Cal Petersen (9-6-2). Loss-Joe Woll (10-6-1).

Referee's signature

Hockey Game Box Score (Final) Alaska vs #12 Notre Dame (Dec 31, 2016 at Notre Dame, Ind.)

Alaska (6-13-2, 5-9-2 WCHA) vs. Notre Dame (10-6-2, 5-3-1 HEA)
Date: Dec 31, 2016 • Location: Notre Dame, Ind. • Arena: Compton Family Arena
Attendance: 4149 • Start time: 4:05 PM • End time: 6:16 PM • Total time: 2:11

Table with 8 columns: Prd, Time, Team, Scored by, Assists, Vis. on ice, Home on ice, Goals by Period. Rows include game events from 1st to 3rd periods.

TEAM SUMMARY

Summary table for the game, including statistics for Alaska and Notre Dame players and team totals.

GOALTENDERS

Goaltender statistics for Jones, Davis (Alaska) and Cal Petersen (Notre Dame).

PENALTY SUMMARY

Penalty summary table listing infractions by player, team, and time.

Win-Cal Petersen (10-6-2). Loss-Jones, Davis (1-5-1).

Referee's signature

Hockey Game Box Score (Final) Alaska vs #12 Notre Dame (Jan 01, 2017 at Notre Dame, Ind.)

Alaska (6-14-2, 5-9-2 WCHA) vs. Notre Dame (11-6-2, 5-3-1 HEA)
Date: Jan 01, 2017 • Location: Notre Dame, Ind. • Arena: Compton Ice Arena
Attendance: 4023 • Start time: 2:05 PM • End time: 4:10 PM • Total time: 2:05

Table with 8 columns: Prd, Time, Team, Scored by, Assists, Vis. on ice, Home on ice, Goals by Period. Rows include game events from 1st to 2nd periods.

TEAM SUMMARY

Summary table for the game, including statistics for Alaska and Notre Dame players and team totals.

GOALTENDERS

Goaltender statistics for Jenks, Jesse (Alaska) and Cal Petersen (Notre Dame).

PENALTY SUMMARY

Penalty summary table listing infractions by player, team, and time.

Win-Cal Petersen (11-6-2). Loss-Jenks, Jesse (5-9-1).

Referee's signature

Hockey Game Box Score (Final) Michigan Tech vs #12 Notre Dame (Jan 06, 2017 at Notre Dame, Ind.)

Michigan Tech (13-9-3, 11-3-2 WCHA) vs. Notre Dame (12-6-2, 5-3-1 HEA)
Date: Jan 06, 2017 • Location: Notre Dame, Ind. • Arena: Compton Family Arena
Attendance: 4326 • Start time: 7:40 PM • End time: 9:57 PM • Total time: 2:17

Table with 8 columns: Prd, Time, Team, Scored by, Assists, Vis. on ice, Home on ice, Goals by Period. Rows include game events from 1st to 3rd periods.

TEAM SUMMARY

Summary table for the game, including statistics for Michigan Tech and Notre Dame players and team totals.

GOALTENDERS

Goaltender statistics for Angus Redmond (Michigan Tech) and Cal Petersen (Notre Dame).

PENALTY SUMMARY

Penalty summary table listing infractions by player, team, and time.

Win-Cal Petersen (12-6-2). Loss-Angus Redmond (12-4-1).

Referee's signature

Hockey Game Box Score (Final)
Michigan Tech vs #12 Notre Dame (Jan 07, 2017 at Notre Dame, Ind.)

Michigan Tech (14-9-3, 11-3-2 WCHA) vs. Notre Dame (12-7-2, 5-3-1 HEA)
Date: Jan 07, 2017 • Location: Notre Dame, Ind. • Arena: Compton Family Arena
Attendance: 4741 • Start time: 7:10 PM • End time: 9:35 PM • Total time: 2:25

Prd	Time	Team	Scored by	Assists	Vis. on ice	Home on ice	
1.	1st 11:56	ND	PP Bobby Nordella/5	Andrew Peeke/6	15,7,2,4	27,15,22,26,18	
2.	2nd 02:04	MTU	EV Jake Jackson/5	Andrew Oglevie/12	10,20,4,27,3	10,21,6,3,25	
3.	2nd 06:48	MTU	EV Gavin Gould/4	Jake Luchini/7	14,15,22,11,3	18,15,26,22,27	
4.	2nd 09:28	ND	EV Cam Morrison/6	Jake Evans/13	14,11,12,4,15	26,18,22,15,27	
5.	3rd 04:23	MTU	EV Michael Neville/5	Andrew Peeke/7	Matt Roy/12	25,3,10,7,22	15,22,27,26,18
6.	3rd 17:34	MTU	EV Alex Smith/5	Reid Sturos/7	20,7,2,6,27	10,25,18,3,27	

GOALTEENDERS

#	Michigan Tech	Dec	Min	GA	1	2	3	Saves	#	Notre Dame	Dec	Min	GA	1	2	3	Saves
37	Angus Redmond	W	60:00	2	8	4	11	23	40	Cal Petersen	L	58:47	4	12	10	8	30

PENALTY SUMMARY

Prd	Player	Team	MinOffense	Time	Prd	Player	Team	MinOffense	Time
1st	Jake Ripley	ND	2.Hooking	05:38	2nd	Jordan Gross	MTU	2.Hitting After Whistle	12:25
1st	Michael Neville	MTU	2.Tripping	11:37	2nd	Ludvig Larsson/5	ND	2.High Sticking	12:25

Referee's signature

Hockey Game Box Score (Final)
#13 Notre Dame vs Merrimack (01/13/17 at North Andover, Mass.)

Notre Dame (13-7-2, 6-3-1 HEA) vs. Merrimack (7-11-3, 1-5-3 HEA)
Date: 01/13/17 • Location: North Andover, Mass. • Arena: Lawler Rink
Attendance: 2251 • Start time: 7:05pm • End time: 9:12pm • Total time: 2:07

Prd	Time	Team	Scored by	Assists	Vis. on ice	Home on ice
1.	1st 05:18	MER	PP Derek Pett/2	Hampus Gustafson/6	4,3,10,18	10,20,9,4,8
2.	2nd 12:18	ND	EV Andrew Oglevie/10	Jake Henning/7		15,18,27,4,26
3.	3rd 16:18	ND	EV Anders Bjork/15	Bobby Nordella/10		22,23,19,8,4
3.	3rd 16:18	ND	EV Anders Bjork/15	Dennis Gilbert/8		10,28,19,24,6
3.	3rd 16:18	ND	EV Anders Bjork/15	Jack Jenkins/2		16,10,15,12,3

GOALTEENDERS

#	Notre Dame	Dec	Min	GA	1	2	3	Saves	#	Merrimack	Dec	Min	GA	1	2	3	Saves
40	Cal Petersen	W	60:00	1	6	10	5	21	1	Collin Delia	L	58:45	2	15	13	6	34

PENALTY SUMMARY

Prd	Player	Team	MinOffense	Time	Prd	Player	Team	MinOffense	Time
1st	Connor Hurley	ND	2.Cross-Checking	03:55	PP	3rd	Mike O'Leary	ND	2.Hitting
1st	Brett Seney	MER	2.Roughing	06:52	PP	3rd	Andrew Peeke	ND	2.Tripping

Referee's signature

Hockey Game Box Score (Final)
#13 Notre Dame vs Merrimack (01/14/17 at North Andover, Mass.)

Notre Dame (13-8-2, 6-4-1 HEA) vs. Merrimack (8-11-3, 2-5-3 HEA)
Date: 01/14/17 • Location: North Andover, Mass. • Arena: Lawler Rink
Attendance: 2271 • Start time: 6:05pm • End time: 8:18pm • Total time: 2:13

Prd	Time	Team	Scored by	Assists	Vis. on ice	Home on ice
1.	1st 06:18	ND	PP Jordan Gross/6	Andrew Oglevie/13	15,10,26,18	4,7,19,23
2.	1st 13:19	MER	PP Chris LeBlanc/4	Anders Bjork/20	22,15,10,2	16,12,13,4,6
3.	1st 14:11	MER	EV Mathieu Tibbet/3	Michael Babcock/3	19,28,6,24,11	22,2,7,19,23
4.	2nd 00:11	MER	EV Jake Henning/3	Alfred Larsson/2	3,15,26,4,18	9,20,11,4,6
5.	3rd 03:41	ND	EV Andrew Oglevie/11	Hampus Gustafson/9	15,18,4,6,11	13,27,17,4,6
6.	3rd 19:56	MER	EN Tyler Irvine/5	Dennis Gilbert/9	10,21,25,3,15,18	11,20,23,15,15

GOALTEENDERS

#	Notre Dame	Dec	Min	GA	1	2	3	Saves	#	Merrimack	Dec	Min	GA	1	2	3	Saves
40	Cal Petersen	L	58:23	3	7	10	24	35	1	Collin Delia	W	60:00	2	7	15	13	

PENALTY SUMMARY

Prd	Player	Team	MinOffense	Time	Prd	Player	Team	MinOffense	Time
1st	Johannatan Kovacevic	MER	2.Hooking	05:42	PP	1st	Luke Ripley	ND	2.Cross-Checking
1st	Dylan Malmquist	ND	2.Roughing	07:46	PP	3rd	TEAM	MER	2.Too Many Players On Ice

Referee's signature

Hockey Game Box Score (Final)
New Hampshire vs #14 Notre Dame (Jan 20, 2017 at Notre Dame, Ind.)

New Hampshire (11-8-4, 6-2-3 HEA) vs. Notre Dame (13-8-3, 6-4-2 HEA)
Date: Jan 20, 2017 • Location: Notre Dame, Ind. • Arena: Compton Family Arena
Attendance: 4504 • Start time: 7:35 PM • End time: 9:46 PM • Total time: 2:11

Prd	Time	Team	Scored by	Assists	Vis. on ice	Home on ice
1.	1st 04:05	ND	EV Andrew Oglevie/12	Jake Evans/15	16,11,10,21,5	15,18,3,22,26
2.	1st 10:33	UNH	EV Jason Salvaggio/15	Tyler Kelleher/27	10,16,11,6,2	3,15,18,22,26
3.	2nd 04:51	UNH	PP Patrick Grasso/15	Jason Salvaggio/9	20,10,11,16,2	4,6,10,15
4.	3rd 09:24	ND	EV Joe Wegwerth/6	Michael McNicholas/15	6,21,26,10,20	21,28,16,12,22

GOALTEENDERS

#	New Hampshire	Dec	Min	GA	1	2	3	Saves	#	Notre Dame	Dec	Min	GA	1	2	3	Saves
35	Danny Tirone	T	64:55	2	15	16	13	47	40	Cal Petersen	T	64:49	2	11	6	9	

PENALTY SUMMARY

Prd	Player	Team	MinOffense	Time	Prd	Player	Team	MinOffense	Time
1st	Dylan Chanter	UNH	2.Hitting From Behind	11:22	PP	2nd	Dylan Chanter	UNH	2.High Sticking
1st	Luke Ripley	ND	2.Chi High-Sticking	14:08	PP	2nd	Andrew Oglevie	ND	2.Hitting After Whistle

Referee's signature

Hockey Game Box Score (Final)
New Hampshire vs #14 Notre Dame (Jan 21, 2017 at Notre Dame, Ind.)

New Hampshire (11-9-4, 6-3-3 HEA) vs. Notre Dame (14-8-3, 7-4-2 HEA)
 Date: Jan 21, 2017 • Location: Notre Dame, Ind. • Arena: Compton Family Arena
 Attendance: 4652 • Start time: 7:05 PM • End time: 9:12 PM • Total time: 2:07

Prd	Time	Team	Scored by	Assists	Vis. on ice	Home on ice	Goals by Period
1	1st 14:16	ND	EV Dylan Malmquist/6	Anders Bjork/21 Jordan Gross/14	26,7,20,5,21	25,10,3,9,22	Team 1 2 3 Tot UNH 0 0 0 0 ND 1 0 2 3
2	3rd 03:54	ND	EV Andrew Peeke/4	Jake Evans/16 Andrew Oglevie/14	10,11,16,2,6	22,18,15,3,26	
3	3rd 07:52	ND	EV Jake Evans/8	Cam Morrison/8 Andrew Oglevie/15	16,25,8,27,24	18,26,15,2,24	Shots by Period Team 1 2 3 Tot UNH 11 7 13 31 ND 14 15 14 43

TEAM SUMMARY													
#	New Hampshire	1	2	3	Tot	+/-	#	Notre Dame	1	2	3	Tot	+/-
2	Matias Cleland	0	1	0	1	-1	2	Tony Bretzman	0	1	0	1	+1
5	Dylan Chanter	0	0	0	0	-1	3	Jordan Gross	3	2	1	6	+2
6	Cameron Marks	0	0	0	0	-1	4	Dennis Gilbert	0	0	0	0	0
7	Brendan van Riemsd	2	0	4	6	-1	6	Tony Dello	2	1	0	3	0
8	Jamie Hill	0	0	0	0	-1	9	Dawson Cook	0	0	1	1	+1
10	Jason Salvaggio	1	2	3	6	-1	10	Anders Bjork	2	0	3	5	+1
11	Michael McNicholas	2	0	1	3	-1	11	Cal Burke	1	3	0	4	0
12	Shane Eiserman	0	0	0	0	0	12	Felix Holmberg	0	0	0	0	0
14	Joe Sacco	1	0	0	1	0	15	Andrew Oglevie	0	2	1	3	+2
16	Tyler Kelleher	1	0	1	2	-2	18	Jake Evans	0	4	3	7	+2
17	Marcus Vela	1	0	0	1	0	19	Mike O'Leary	0	0	0	0	0
20	Patrick Grasso	2	0	1	3	-1	21	Joe Wegwerth	0	0	2	2	0
21	Anthony Wyse	0	1	1	2	-1	22	Andrew Peeke	0	0	1	1	+2
22	Ara Nazarian	0	0	0	0	0	24	Luke Ripley	1	0	0	1	+1
24	Nick Nonis	0	0	0	0	-1	25	Dylan Malmquist	3	2	2	7	+1
25	Chris Miller	0	2	1	3	-1	26	Cam Morrison	0	0	0	0	+2
26	Liam Blackburn	0	1	1	2	-1	28	Jack Jenkins	2	0	0	2	0
27	Matt Dawson	1	0	0	1	-1	29	Bo Brauer	0	0	0	0	0
TM	TEAM	0	0	0	0	0	40	Cal Petersen	0	0	0	0	0
33	Joe Lazzaro	dnp					TM	TEAM	0	0	0	0	0
41	Adam Clark	dnp					32	Calle Morris	dnp				
Totals		11	7	13	31	-15	Totals		14	15	14	43	+15

GOALTENDERS																	
#	New Hampshire	Dec	Min	GA	1	2	3	Saves	#	Notre Dame	Dec	Min	GA	1	2	3	Saves
35	Danny Tirone	L	60:00	3	13	15	12	40	40	Cal Petersen	W	60:00	0	11	7	13	31

PENALTY SUMMARY									
Prd	Player	Team	MinOffense	Time	Prd	Player	Team	MinOffense	Time
1st	Michael McNicholas	UNH	2.Elbowing	19:46 PP	3rd	Anthony Wyse	UNH	2.Roughing	09:24
2nd	Dylan Chanter	UNH	2.Boarding	08:40 PP	3rd	Dylan Chanter	UNH	2.Roughing	09:24
2nd	Tony Bretzman	ND	2.Tripping	13:08 PP	3rd	Luke Ripley	ND	2.Roughing	09:24
2nd	Tony Dello	ND	2.Holding	18:34 PP	3rd	Matt Dawson	UNH	2.Holding	15:32
3rd	Cal Petersen	ND	2.Tripping	04:24 PP					

Win-Cal Petersen (14-8-3). Loss-Danny Tirone (11-7-4).

Referee's signature



#2 Tony Bretzman

Jr. | F | Mendota Heights, Minnesota
Langley Rivermen (BCHL)

Career Highs

Goals: 1 (2x - vs. UConn 11/1/15)
Assists: 1 (2x - at UMass 12/3/16)
Points: 1 (4x - at UMass 12/3/16)
Multi-point games: n/a
Point Streak: n/a

2016-17 Notes

- Notched an assist in Notre Dame's 3-0 win at UMass (Dec. 3), which was his fourth game of the season.

Bretzman's Career Stats

Season	GP	G	A	Points	Shots	Shot%	Pen-Min	+/-	PPG	SHG	GWG
2014-15	17	1	1	2	8	.125	3-6	-2	0	0	1
2015-16	8	1	0	1	5	.200	2-4	+2	0	0	0
2016-17	8	0	1	1	5	.000	1-2	0	0	0	0
TOTAL	33	2	2	4	18	.111	6-12	0	0	0	1



#3 Jordan Gross

JR. | D | Maple Grove, Minnesota
Green Bay Gamblers (USHL)

2016-17 Notes

- Opened the season with a three-point game (1G, 2A) against Arizona State (Oct. 7), tying his career high mark in the 9-2 win.
- Gross has played 104 consecutive games to start his Notre Dame career.
- Notched the third period, game tying goal in Notre Dame's 3-3 tie with Penn State on Oct. 21 (also had an assist in that game).
- Notched a power-play goal in Notre Dame's 5-2 win at Northeastern (Nov. 12).
- Notched a career-high three assists in Notre Dame's 5-0 win over Alaska (Dec. 31) and then added a goal and an assist in the 4-0 game two win over the Nanooks (Jan. 1) for a five-point weekend.

Career Highs

Goals: 2 (2x - vs. Northeastern 11/12/15)
Assists: 3 (vs. Alaska 12/31/16)
Points: 3 (2x - Arizona State 10/7/16)
Multi-point games: 19
Point Streak: 9 games
(Dec. 5 - Jan. 23, 2015; 3-8-11)

Gross's Career Stats

Season	GP	G	A	Points	Shots	Shot%	Pen-Min	+/-	PPG	SHG	GWG
2014-15	42	7	21	28	92	.076	7-14	+8	1	0	1
2015-16	37	9	22	31	113	.080	11-30	+15	2	0	1
2016-17	25	6	14	20	91	.066	6-12	+9	4	0	1
TOTAL	104	22	57	79	296	.074	24-56	+32	7	0	3



#4 Dennis Gilbert

So. | D | Buffalo, New York
Chicago Steel (USHL)

Career Highs

Goals: 1 (2x - at BC 12/10/15)
Assists: 2 (4x - at Northeastern 11/12/16)
Points: 2 (4x - at Northeastern 11/12/16)
Multi-point games: 5
Point Streak: 3 games
(Oct. 31 - Nov. 6, 2015; 0-4-4)

2016-17 Notes

- Tied a career high with two assists in Notre Dame's 6-2 win over UConn (Oct. 28).
- Then had a two-assist game in Notre Dame's next contest, a 5-2 win at Northeastern (Nov. 12).

Gilbert's Career Stats

Season	GP	G	A	Points	Shots	Shot%	Pen-Min	+/-	PPG	SHG	GWG
2015-16	37	2	8	10	54	.037	17-34	+5	1	0	1
2016-17	25	0	9	9	31	.000	5-10	+16	0	0	0
TOTAL	62	2	17	19	85	.024	22-44	+21	1	0	1



#6 Tory Dello

Rr. | D | Crystal Lake, Illinois
Tri-City Storm (USHL)

Career Highs

Goals: 1 (vs. UConn 10/27/16)
Assists: 2 (vs. Holy Cross 11/25/16)
Points: 2 (vs. Holy Cross 11/25/16)
Multi-point games: 1
Point Streak: 2 games
(Oct. 27-28, 2016; 1-1-2)


2016-17 Notes

- Registered his first career point in his first career game by notching an assist on Anders Bjork's game-winning, power-play goal against Arizona State (Oct. 7).

- Notched his first career goal in the 4-2 loss to UConn (Oct. 27).
- Had a career-high two assists in Notre Dame's 5-3 win over Holy Cross in the Shillelagh Tournament.

Dello's Career Stats

Season	GP	G	A	Points	Shots	Shot%	Pen-Min	+/-	PPG	SHG	GWG
2016-17	24	1	5	6	44	.023	16-51	+5	0	0	0
TOTAL	24	1	5	6	44	.023	16-51	+5	0	0	0



#8 Ben Ostlie

Sr. | F | Edina, Minnesota
Omaha Lancers (USHL)

Career Highs

Goals: 1 (2x - at PSU 10/17/15)
Assists: 1 (3x - vs. Western Michigan 1/8/16)
Points: 1 (5x - vs. Western Michigan 1/8/16)
Multi-point games: n/a

2016-17 Notes

Ostlie's Career Stats

Season	GP	G	A	Points	Shots	Shot%	Pen-Min	+/-	PPG	SHG	GWG
2013-14	12	0	0	0	10	.000	3-6	-3	0	0	0
2014-15	24	1	2	3	13	.077	2-4	0	0	0	0
2015-16	27	1	1	2	17	.059	2-4	-5	0	0	0
2016-17	16	0	0	0	6	.000	3-6	-1	0	0	0
TOTAL	79	2	3	5	46	.043	10-20	-9	0	0	0



#9 Dawson Cook

Jr. | F | Cadillac, Michigan
Green Bay Gamblers (USHL)

Career Highs

Goals: 1 (5x - vs. UMass Lowell 11/18/16)
Assists: 1 (4x - vs. UConn 10/28/16)
Points: 1 (9x - vs. UMass Lowell 11/18/16)
Multi-point games: n/a
Point Streak: 2 games
(Nov. 28 - Dec. 4, 2015)

2016-17 Notes

- Scored in Notre Dame's 4-1 win over then No. 4/5 UMass Lowell (Nov. 18).

Cook's Career Stats

Season	GP	G	A	Points	Shots	Shot%	Pen-Min	+/-	PPG	SHG	GWG
2014-15	35	1	1	2	11	.091	4-8	-6	0	0	0
2015-16	32	3	1	4	16	.188	2-4	-2	0	0	1
2016-17	24	1	2	3	26	.038	4-8	+3	0	0	0
TOTAL	91	5	4	9	53	.094	10-20	-5	0	0	1



#10 Anders Bjork

Jr. | F | Mequon, Wisconsin
U.S. National U-18 Team

Career Highs

Goals: 2 (6x - vs. BC 12/10/16)
Assists: 2 (14x - vs. Alaska 12/31/16)
Points: 4 (2x - vs. UConn 10/28/16)
Multi-point games: 21
Point Streak: 10 games
(Nov. 28 - Jan. 23, 2016; 7-8-15)

2016-17 Notes

- Opened the season by scoring two goals and adding an assist in Notre Dame's 9-2 win over Arizona State (Oct. 7).
- The next night against the Sun Devils, posted a career-high four points on two goals and two assists.
- Had the game-winning goal on both wins over Arizona State and was named the Hockey East Player of the Week for his seven-point weekend (Oct. 10).
- Scored a highlight reel goal at Minnesota Duluth (Oct. 14) when he beat the defense and finished with a high wrist shot for his fifth goal of the season.
- Had a pair of assists in Notre Dame's 3-1 win at No. 4 Minnesota Duluth (Oct. 15).
- Posted his second four-point game of the season in Notre Dame's 6-2 win over UConn (Oct. 28), including two goals and two assists.

- Finished October with 16 points (7-9-17) and was named the Hockey East Player of the Month.
- Had a goal and two assists to lead Notre Dame past Holy Cross, 5-3, in the opening round of the Shillelagh Tournament (Nov. 25).
- Had two third-period goals in Notre Dame's 5-4 loss at UMass (Dec. 2).
- Scored two goals, including the shorthanded game-winning tally, in Notre Dame's comeback win, 3-2, over then No. 3/4 Boston College (Dec. 10).
- Was named the Hockey East Player of the Week on Dec. 12 following his performance against the Eagles.
- Notched two assists in Notre Dame's 5-0 win over Alaska (Dec. 31) and then added a goal and an assist in the 4-0 game two win over the Nanooks (Jan. 1) for a four-point weekend.
- Scored the third period game winner in Notre Dame's 2-1 win at Merrimack (Jan. 13).

Bjork's Career Stats

Season	GP	G	A	Points	Shots	Shot%	Pen-Min	+/-	PPG	SHG	GWG
2014-15	41	7	15	22	74	.095	7-14	-3	1	1	0
2015-16	35	12	23	35	92	.130	4-8	+28	3	0	0
2016-17	25	15	21	36	90	.167	4-8	+15	3	1	5
TOTAL	101	34	59	93	256	.133	15-30	+40	7	2	5



#11 Cal Burke

Fr. | F | Boxborough, Massachusetts
Cedar Rapids RoughRiders (USHL)

Career Highs

Goals: 1 (vs. Alaska 12/31/16)
Assists: 2 (vs. UMass Lowell 11/18/16)
Points: 2 (vs. UMass Lowell 11/18/16)
Multi-point games: 1
Point Streak: --

2016-17 Notes

- Opened his Irish career by notching an assist in the first game of the season, a 9-2 win over Arizona State (Oct. 7).
- Posted his first career multi-point game with two assists in Notre Dame's 4-1 win over UMass Lowell (Nov. 18).

- Scored his first career goal in Notre Dame's 5-0 win over Alaska (Dec. 31).

Burke's Career Stats

Season	GP	G	A	Points	Shots	Shot%	Pen-Min	+/-	PPG	SHG	GWG
2016-17	25	1	5	6	45	.022	4-8	-1	0	0	0
TOTAL	25	1	5	6	45	.022	4-8	-1	0	0	0



#12 Felix Holmberg

Fr. | F | Stockholm, Sweden
AIK J20 (SuperElit)

Career Highs

Goals: --
Assists: --
Points: --
Multi-point games: --
Point Streak: --

2016-17 Notes

- Made his Irish debut in Notre Dame's 9-2 season-opening victory over Arizona State (Oct. 7)
- Holmberg is the fifth European to play for the Irish and the third from Stockholm, Sweden (Calle Ridderwall was the last from 2077-11).
- Battled an illness during the middle of the season and then returned to the lineup against New Hampshire (1/20/17).

Holmberg's Career Stats

Season	GP	G	A	Points	Shots	Shot%	Pen-Min	+/-	PPG	SHG	GWG
2016-17	9	0	0	0	6	.000	0-0	0	0	0	0
TOTAL	9	0	0	0	6	.000	0-0	0	0	0	0



#15 Andrew Oglevie

So. | F | Fullerton, California
Cedar Rapids RoughRiders

Career Highs

Goals: 2 (vs. Merrimack 1/15/16)
Assists: 2 (5x - vs. New Hampshire 1/21/17)

Points: 3 (3x - at Northeastern 11/12/16)
Multi-point games: 8
Point Streak: 7 games
(Oct. 14 - Nov. 12, 2016; 4-7-11)


2016-17 Notes

- Opened the season by tying his career-high point total with three (1G, 2A) in Notre Dame's season-opening 92 win over Arizona State.
- Had a power-play goal and an assist in Notre Dame's 4-3 loss at #4 Minnesota Duluth (Oct. 14).
- Added a power-play goal in Notre Dame's 3-1 win at Minnesota Duluth (Oct. 15).
- Had a goal and two assists in Notre Dame's 5-2 win at Northeastern (Nov.

- 12).
- Scored the first (and game-winning) goal in Notre Dame's 3-0 win at UMass (Dec. 3).
- Scored the game-tying goal in Notre Dame's 3-2 comeback win over then No. 3/4 Boston College (Dec. 10).
- Had a power-play goal to put the Irish up 3-0 in Notre Dame's 5-0 win over Alaska (Dec. 31).
- Scored the game-tying goal in Notre Dame's 2-1 win at Merrimack (Jan. 13).
- Had a goal and an assist in Notre Dame's 4-2 loss at Merrimack (Jan. 14).
- Had a goal and an assist in Notre Dame's 3-0 win over New Hampshire (Jan. 21).

Oglevie's Career Stats

Season	GP	G	A	Points	Shots	Shot%	Pen-Min	+/-	PPG	SHG	GWG
2015-16	31	5	4	9	59	.085	4-8	+9	0	0	2
2016-17	25	12	15	27	87	.138	4-8	+10	4	0	1
TOTAL	56	17	19	36	146	.116	8-16	+19	4	0	3



#16 Connor Hurley

Jr. | F | Edina, Minnesota
Green Bay Gamblers (USHL)

Career Highs


Goals: 1 (11x - vs. UConn 10/28/16)
Assists: 3 (vs. UConn 11/1/15)
Points: 3 (2x - vs. Arizona State 10/8/16)
Multi-point games: 12
Point Streak: 3 games
(Oct. 18-25, 2014; 1-4-5)

2016-17 Notes

- Opened the season with a two assist game against Arizona State (Oct. 7).
- Followed with a goal and an two assists in game two versus the Sun Devils (Oct. 8), tying his career high with three points in the game.
- Had a goal and an assist in Notre Dame's 6-2 win over UConn (Oct. 28).
- Scored the opening goal and added an assist in Notre Dame's 5-3 win over Holy Cross in the Shillelagh Tournament (Nov. 25).

Hurley's Career Stats

Season	GP	G	A	Points	Shots	Shot%	Pen-Min	+/-	PPG	SHG	GWG
2014-15	41	4	10	14	59	.068	3-6	+5	0	0	1
2015-16	36	6	12	18	56	.107	5-10	+7	2	0	0
2016-17	21	4	12	16	26	.154	11-22	+5	0	0	1
TOTAL	98	14	34	48	141	.099	19-38	+17	2	0	2



#17 Peter Mark

Jr. | D | Minneapolis, Minn.
Saint Thomas Academy

Career Highs

Goals: --
Assists: --
Points: --
Multi-point games: --
Point Streak: --

2016-17 Notes

- Joined the Irish for the 2016-17 season after playing the previous two seasons with Notre Dame's club team.

Mark's Career Stats



#18 Jake Evans

Jr. | F | Toronto, Ontario
St. Michael's Buzzers (OJHL)

Career Highs

Goals: 2 (2x - at UMass 12/3/16)
Assists: 3 (2x - vs. Minnesota 11/6/15)
Points: 3 (5x - at Northeastern 11/12/16)
Multi-point games: 16
Point Streak: 7 games
(Dec. 2-pres; 4-4-8)

2016-17 Notes

- Had a two assist game at No. 4 Minnesota Duluth (Oct. 14).
- Scored his first career shorthanded goal in Notre Dame's 3-3 overtime tie with Penn State (Oct. 21).
- Had a goal and two assists in Notre Dame's 5-2 win at Northeastern (Nov. 12).
- Scored the second and third (empty net) goals in Notre Dame's 3-0 win at UMass (Dec. 3).
- Had a goal and an assist in Notre Dame's 3-0 win over New Hampshire (Jan. 21).

Evans' Career Stats

Season	GP	G	A	Points	Shots	Shot%	Pen-Min	+/-	PPG	SHG	GWG
2014-15	41	7	10	17	63	.111	11-22	+4	1	0	1
2015-16	37	8	25	33	55	.145	9-29	+15	4	0	1
2016-17	25	8	16	24	71	.113	11-33	+13	1	1	0
TOTAL	103	23	51	74	189	.122	31-84	+32	6	1	2



#19 Mike O'Leary

Fr. | F | Halifax, Nova Scotia
Dubuque Fighting Saints (USHL)

Career Highs

Goals: --
Assists: --
Points: --
Multi-point games: --

2016-17 Notes

- Made his Notre Dame Debut on Oct. 7 versus Arizona State.

O'Leary's Career Stats

Season	GP	G	A	Points	Shots	Shot%	Pen-Min	+/-	PPG	SHG	GWG
2016-17	22	0	0	0	11	.000	7-22	+2	0	0	0
TOTAL	22	0	0	0	11	.000	7-22	+2	0	0	0



#21 Joe Wegwerth

So. | F | Brewster, New York
Cedar Rapids RoughRiders

Career Highs

Goals: 2 (vs. Penn State 10/22/16)
Assists: 1 (7x - vs. Alaska 1/11/17)
Points: 2 (vs. Penn State 10/22/16)
Multi-point games: 1
Point Streak: 2 games
(Nov. 28 - Dec. 4, 2015)

2016-17 Notes

- Posted his first career two-goal game against Penn State (Oct. 22), when he scored a pair of power-play goals.
- Added a power-play goal in Notre Dame's 6-2 win over UConn (Oct. 28).
- Scored the third goal in Notre Dame's 3-1 win over Michigan Tech (Jan. 6).
- Scored the third period, game-tying goal in the 2-2 overtime tie versus New Hampshire (1/20/17).

Wegwerth's Career Stats

Season	GP	G	A	Points	Shots	Shot%	Pen-Min	+/-	PPG	SHG	GWG
2015-16	30	1	3	4	29	.034	9-18	-4	0	0	0
2016-17	24	6	4	10	46	.130	7-14	+3	3	0	0
TOTAL	54	7	7	14	75	.093	16-32	-1	3	0	0



#22 Andrew Peeke

Fr. | D | Parkland, Florida
Green Bay Gamblers (USHL)

Career Highs

Goals: 1 (at Northeastern 11/12/16)
Assists: 2 (vs. Michigan Tech 1/7/17)
Points: 2 (3x - vs. Michigan Tech 1/7/17)
Multi-point games: 3
Point Streak: --

2016-17 Notes

- Made his Notre Dame Debut on Oct. 7 versus Arizona State.
- Notched his first career point with an assist in Notre Dame's 6-2 win over UConn (Oct. 28).
- Scored his first career goal in Notre Dame's 5-2 win at Northeastern (Nov.

12).

- Had the game-winning goal and added an assist for his first career multi-point game in Notre Dame's 4-1 win over then fifth-ranked UMass Lowell (Nov. 18).
- Notched a goal and an assist in the third period of Notre Dame's 5-4 loss at UMass (Dec. 2).
- Posted a career-high two assists in Notre Dame's loss to Michigan Tech (Jan. 7).
- Scored the the second goal in Notre Dame's 3-0 win over new Hampshire (Jan. 21).

Peeke's Career Stats

Season	GP	G	A	Points	Shots	Shot%	Pen-Min	+/-	PPG	SHG	GWG
2016-17	25	4	7	11	36	.111	5-10	+9	0	0	1
TOTAL	25	4	7	11	36	.111	5-10	+9	0	0	1



#23 Luke Novak
Fr. | F | Waukesha, Wis.
New Jersey Hitmen (USPHL)

Career Highs

Goals: --
Assists: --
Points: --
Multi-point games: --
Point Streak: --

2016-17 Notes

Novak's Career Stats



#24 Luke Ripley
Jr. | D | Kitimat, British Columbia
Powell River Kings (BCHL)

Career Highs

Goals: 1 (3x - vs. Northeastern 3/12/16)
Assists: 1 (12x - at Providence 2/19/16)
Points: 1 (15x - vs. Northeastern 3/12/16)
Multi-point games: n/a
Point Streak: 3 games
(Jan. 31-Feb. 7, 2015; 0-3-3)

2016-17 Notes

Ripley's Career Stats

Season	GP	G	A	Points	Shots	Shot%	Pen-Min	+/-	PPG	SHG	GWG
2014-15	42	2	6	8	32	.062	15-30	+4	0	0	1
2015-16	37	1	6	7	40	.025	18-47	+12	0	0	0
2016-17	23	0	0	0	18	.000	15-30	-2	0	0	0
TOTAL	102	3	12	15	90	.033	48-107	+14	0	0	1



#25 Dylan Malmquist

So. | F | Edina, Minnesota
Edina HS

Career Highs

Goals: 2 (2x - vs. Alaska 12/31/16)
Assists: 2 (4x - vs. Alaska 1/1/17)
Points: 3 (3x - at Minnesota Duluth 10/15/16)
Multi-point games: 7
Point Streak: 2 games
(six times, active streak)

2016-17 Notes

- Had a five-point opening series versus Arizona State, including a goal and an assist in game one (Oct. 7) and a goal and two assists in game two (Oct. 8).
- Had a goal and two assists to lead the Irish to a 3-1 win at fourth-ranked Minnesota Duluth (Oct. 15).
- Notched two goals, including the game winner, in Notre Dame's 5-0 win over Alaska (Dec. 31) and then added two assists in the 4-0 game two win over the Nanooks (Jan. 1) for a four-point weekend.
- Scored the game winner in Notre Dame's 3-0 win over New Hampshire (Jan. 21).

Malmquist's Career Stats

Season	GP	G	A	Points	Shots	Shot%	Pen-Min	+/-	PPG	SHG	GWG
2015-16	36	11	6	17	59	.186	7-25	+9	2	0	2
2016-17	25	6	12	18	47	.128	8-16	+6	2	0	2
TOTAL	61	17	18	35	106	.160	15-41	+15	4	0	4



#26 Cam Morrison

Fr. | F | Aurora, Ontario
Youngstown Phantoms (USHL)

Career Highs

Goals: 1 (6x - vs. Michigan Tech 1/7/16)
Assists: 2 (vs. Arizona State 10/7/16)
Points: 2 (4x - vs. Alaska 12/31/16)
Multi-point games: 4
Point Streak: 3 games
(Dec. 3 - Dec. 31, 2016; 1-3-4)

2016-17 Notes

- Posted two assists in his first career game, a 9-2 Notre Dame win over Arizona State (Oct. 7).
- Scored his first career goal and added an assist for a two point game in a 4-3

- Scored a goal in Notre Dame's 6-2 win over UConn (Oct. 28).
- Had the game-winning goal (first of his career) and added an assist in Notre Dame's 5-2 comeback win at Northeastern (Nov. 12).
- Notched a goal and an assist in Notre Dame's 5-0 win over Alaska (Dec. 31).

Morrison's Career Stats

Season	GP	G	A	Points	Shots	Shot%	Pen-Min	+/-	PPG	SHG	GWG
2016-17	25	6	8	14	50	.120	4-8	+7	2	0	1
TOTAL	25	6	8	14	50	.120	4-8	+7	2	0	1



#27 Bobby Nardella

So. | D | Rosemont, Illinois
Tri-City Storm (USHL)

Career Highs

Goals: 2 (vs. Arizona State 10/7/16)
Assists: 2 (4x - at New Hampshire 1/22/16)
Points: 3 (3x - at UMass 12/2/16)
Multi-point games: 7
Point Streak: 6 games
(Jan. 2-23; 2-10-12)

2016-17 Notes

- Opened the season with a career-high two goals in Notre Dame's 9-2 win over Arizona State (Oct. 7).
- Had a goal and two assists in the third period of Notre Dame's 5-4 loss at UMass (Dec. 2).
- Injured in the first game of the

Merrimack series and will be sidelined indefinitely.

Nardella's Career Stats

Season	GP	G	A	Points	Shots	Shot%	Pen-Min	+/-	PPG	SHG	GWG
2015-16	35	4	20	24	69	.058	9-18	+9	1	0	1
2016-17	22	5	10	15	62	.081	8-24	+7	3	0	0
TOTAL	57	9	30	39	131	.069	17-42	+16	4	0	1



#28 Jack Jenkins

So. | F | Lake Bluff, Illinois
Fargo Force (USHL)

Career Highs

Goals: 1 (5x - vs. Michigan Tech 1/6/17)
Assists: 1 (5x - vs. New Hampshire 1/20/17)
Points: 1 (10x - vs. New Hampshire 1/20/17)
Multi-point games: n/a
Point Streak: 2 games
(Feb. 12-13, 2016; 1-1-2)

2016-17 Notes

- Notched his first goal of the season in Notre Dame's 6-2 win over UConn (Oct. 28).
- Scored the game winner in Notre Dame's 4-0 win over Alaska (Jan. 1), his

- second career game winner.
- Then scored the game winner in Notre Dame's next game, a 3-1 victory over Michigan Tech (Jan. 6).
- Assisted on Anders Bjork's third period game winner in Notre Dame's 2-1 victory at Merrimack (Jan. 13).

Jenkins' Career Stats

Season	GP	G	A	Points	Shots	Shot%	Pen-Min	+/-	PPG	SHG	GWG
2015-16	28	2	2	4	28	.071	1-2	-1	0	0	1
2016-17	21	3	3	6	49	.061	1-2	-1	0	0	2
TOTAL	49	5	5	10	77	.065	2-4	-2	0	0	3



#29 Bo Brauer

Jr. | F | Edina, Minnesota
Naniamo Clippers (BCHL)

Career Highs

Goals: 2 (vs. Arizona State 10/7/16)
Assists: n/a
Points: 2 (vs. Arizona State 10/7/16)
Multi-point games: 1
Point Steak: n/a

2016-17 Notes

- Scored the first two goals of his career in Notre Dame's season-opening 9-2 win over Arizona State (Oct. 7).

Brauer's Career Stats

Season	GP	G	A	Points	Shots	Shot%	Pen-Min	+/-	PPG	SHG	GWG
2014-15	2	0	0	0	1	.000	1-2	0	0	0	0
2015-16	1	0	0	0	-	-	0-0	0	0	0	0
2016-17	11	2	0	2	6	.333	2-12	+1	1	0	0
TOTAL	14	2	0	2	-	-	3-14	+1	1	0	0



#32 Cale Morris

Fr. | G | Larkspur, Colorado
Waterloo Black Hawks (USHL)

Career Highs

Saves: 7 (vs. Arizona State 10/7/16)

Goals Against: 1

Shutouts: n/a

2016-17 Notes

- Made his first career appearance in Notre Dame's season-opening 9-2 win over Arizona State (Oct. 7) when he played the third period.

Morris' Career Stats

Goalie	GP-GS	Minutes	GA	GAAvg	Saves	Save%	W	L	T	Sho	PPG	SHG
2016-17	1-0	19:43	1	3.04	7	.875	0	0	0	0.0	0	0
TOTAL	1-0	19:43	1	3.04	7	.875	0	0	0	0.0	0	0

Cale Morris 2016-17 Game-by-Game

Date	Opponent	Score	Minutes	GA	GAAvg	Saves	Save%	W	L	T	PP	SH	EN	PN	SO
Oct 07, 2016	ARIZONA STATE	9-2	19:43	1	3.04	7	.875	0	0	0	0	0	0	0	0
Totals			19:43	1	3.04	7	.875	0	0	0	0	0	0	0	0



#33 Chad Katunar

Sr. | G | Victoria, British Columbia
Penticton Veeps (BCHL)

Career Highs

Saves:

- 35 (vs. Union 11/28/14)

Assists: n/a

Goals Against: 5 (at UMass 12/5/14)

Shutouts: n/a

2016-17 Notes

- Along with Andy Ryan, one of the team's two representatives on the Student-Athlete Advisory Committee.
- Made his season debut by playing the final 6:08 of Notre Dame's 4-1 loss to eighth-ranked Harvard (Nov. 27), turning aside all three shots he faced.

Katunar's Career Stats

Goalie	GP-GS	Minutes	GA	GAAvg	Saves	Save%	W	L	T	Sho	PPG	SHG
2013-14	5-3	178:03	7	2.36	52	.881	2	1	0	0.0	2	0
2014-15	15-11	737:08	37	3.01	329	.899	5	3	2	0.0	8	2
2015-16	2-0	13:37	0	0.00	4	1.000	0	0	0	0.0	0	0
TOTAL	22-14	928:48	44	2.84	385	.897	7	4	2	0.0	10	2



#40 Cal Petersen

Jr. | G | Waterloo, Iowa
Waterloo Black Hawks (USHL)

Career Highs

Saves:

- 87 (L, 4-3 in 5 OT vs. UMass 3/6/15)*
- 55 (W, 3-1 vs. BC 2/28/15)
- 49 (T, 1-1 at Denver 1/1/16)
- 44 (W, 3-2 at BU 2/21/15)
- * - *NCAA Record*

Assists: n/a

Goals Against: 6

- at UMass Lowell (3/15/15)
- vs. Northeastern (3/12/16)

Shutouts: 9

1. vs. Niagara | 10/25/14 (23 saves)
2. at UMass | 12/6/14 (14 saves)
3. vs. Providence College | 2/13/15 (38 saves)
4. vs. UMass | 3/8/15 (23 saves)
5. vs. Boston University | 2/27/16 (39 saves)
6. vs. Northeastern | 11/13/16
(16 saves in a two-period game)
7. at UMass | 12/3/16 (22 saves)
8. vs. Alaska | 12/31/16 (34 saves)
9. vs. Alaska | 1/1/17 (21 saves)
10. vs. New Hampshire | 1/21/17 (31 saves)

2016-17 Notes

- Stopped 27 of the 28 shots he faced in Notre Dame's 3-1 win at fourth-ranked Minnesota Duluth (Oct. 15).
- Made 29 saves in Notre Dame's 3-3 overtime tie with Penn State (Oct. 21).
- Stopped all 16 shots he faced in Notre Dame's two period tie with Northeastern (Nov. 13) to record his sixth career shutout.
- Made a then season-high 31 saves against UMass Lowell (Nov. 17).
- Stopped all 22 shots he faced to post his second shutout of the season and the

- seventh of his career in Notre Dame's 3-0 win at UMass (Dec. 3).
- Made a season-high 34 saves in Notre Dame's 5-0 win over Alaska for his eighth-career shutout (Dec. 31).
- Followed that up by stopping all 21 shots he faced in game two versus Alaska (Jan. 1) for his first career back-to-back shutouts.
- Named the Hockey East Co-Defensive Player of the Week following the shutouts against the Nanooks (Jan. 2).
- From Dec. 10 - Jan. 6, Petersen went 207:10 without allowing a goal, which is the second longest shutout streak in program history.
- Stopped 21 of the 22 shots he faced in Notre Dame's 2-1 win at Merrimack (Jan. 13).
- Stopped all 31 shots he faced in Notre Dame's 3-0 win over New Hampshire (Jan. 21).

Cal Petersen 2016-17 Game-by-Game

Date	Opponent	Score	Minutes	GA	GAAvg	Saves	Save%	W	L	T	PP	SH	EN	PN	SO
Oct 07, 2016	ARIZONA STATE	9-2	39:41	1	1.51	10	.909	1	0	0	0	0	0	0	0
Oct 08, 2016	ARIZONA STATE	4-2	59:34	2	1.81	23	.917	2	0	0	1	0	0	0	0
Oct 14, 2016	at Minnesota Duluth	3-4	58:26	4	2.66	28	.897	2	1	0	1	0	0	0	0
Oct 15, 2016	at Minnesota Duluth	3-1	59:25	1	2.21	27	.917	3	1	0	0	0	0	0	0
Oct 21, 2016	PENN STATE	3-3	64:39	3	2.34	29	.914	3	1	1	1	0	0	0	0
Oct 22, 2016	PENN STATE	2-3	61:17	3	2.45	30	.913	3	2	1	0	0	0	0	0
Oct 27, 2016	UCONN	2-4	59:21	3	2.53	21	.908	3	3	1	1	0	0	0	0
Oct 28, 2016	UCONN	6-2	60:00	2	2.47	30	.912	4	3	1	1	0	0	0	0
Nov 12, 2016	at Northeastern	5-2	60:00	2	2.41	23	.913	5	3	1	2	0	0	0	0
Nov 13, 2016	at Northeastern	0-0	39:52	0	2.24	16	.919	5	3	2	0	0	0	0	0
Nov 17, 2016	UMASS LOWELL	1-4	59:50	3	2.31	31	.918	5	4	2	0	0	0	0	0
Nov 18, 2016	UMASS LOWELL	4-1	60:00	1	2.20	21	.920	6	4	2	0	0	0	0	0
Nov 25, 2016	HOLY CROSS	5-3	59:49	3	2.26	17	.916	7	4	2	1	0	0	0	0
Nov 26, 2016	CLARKSON	0-2	59:23	2	2.25	25	.917	7	5	2	0	0	0	0	0
Dec 2, 2016	at Massachusetts	4-5	59:28	5	2.44	19	.909	7	6	2	3	0	0	0	0
Dec 3, 2016	at Massachusetts	3-0	59:56	0	2.28	22	.914	8	6	2	0	0	0	0	0
Dec 10, 2016	BOSTON COLLEGE	3-2	60:00	2	2.26	15	.913	9	6	2	2	0	0	0	0
Dec 31, 2016	ALASKA	5-0	60:00	0	2.13	34	.919	10	6	2	0	0	0	0	0
Jan 01, 2017	ALASKA	4-0	59:56	0	2.02	21	.923	11	6	2	0	0	0	0	0
Jan 06, 2017	MICHIGAN TECH	3-1	60:00	1	1.96	27	.925	12	6	2	1	0	0	0	0
Jan 07, 2017	MICHIGAN TECH	2-4	59:47	4	2.06	30	.922	12	7	2	0	0	0	0	0
Jan 13, 2017	at Merrimack	2-1	60:00	1	2.01	21	.924	13	7	2	1	0	0	0	0
Jan 14, 2017	at Merrimack	2-4	58:23	3	2.06	24	.922	13	8	2	1	0	0	0	0
Jan 20, 2017	NEW HAMPSHIRE	2-2	64:49	2	2.05	26	.922	13	8	3	1	0	0	0	0
Jan 21, 2017	NEW HAMPSHIRE	3-0	60:00	0	1.97	31	.926	14	8	3	0	0	0	0	0
Totals			1463:36	48	1.97	601	.926	14	8	3	17	0	0	0	0

Petersen's Career Stats

Goalie	GP-GS	Minutes	GA	GAAvg	Saves	Save%	W	L	T	Sho	PPG	SHG
2014-15	33-31	1891:36	79	2.51	892	.919	13	16	3	4.0	19	2
2015-16	37-37	2231:52	82	2.20	1049	.927	19	11	7	1.0	22	0
2016-17	25-25	1463:36	48	1.97	601	.926	14	8	3	5.0	17	0
TOTAL	95-93	5587:04	209	2.24	2542	.924	46	35	13	10.0	58	2

Notre Dame's Career Goaltending Records

Goals-Against Average

1. Jordan Pearce (2005-09)	1.98
2. Steven Summerhays (2010-14)	2.19
3. Cal Petersen (2014-)	2.24
4. David Brown (2003-07)	2.32
5. Mike Johnson (2009-13)	2.62
6. Morgan Cey (2001-05)	2.79

Save Percentage

1. Cal Petersen (2014-)	.924
2. Jordan Pearce (2005-09)	.918
3. David Brown (2003-07)	.916
4. Steven Summerhays (2010-14)	.914
5. Morgan Cey (2001-05)	.912
6. Mike Johnson (2009-13)	.901

Saves

1. Lance Madson (1986-90)	3,519
2. Morgan Cey (2001-05)	3,146
3. Matt Eisler (1994-98)	2,892
4. Dick Tomasoni (1968-72)	2,756

5. Lee Moher (1974-78)	2,730
6. David Brown (2003-07)	2,662
7. Dave Laurion (1978-82)	2,600
8. Bob McNamara (1979-83)	2,577
9. Mark Kronholm (1970-74)	2,566
10. Cal Petersen (2014-)	2,542

Minutes Played

1. Lance Madson (1986-90)	6,900:19
2. Morgan Cey (2001-05)	6,465:04
3. David Brown (2003-07)	6,326:14
4. Matt Eisler (1994-98)	6,276:30
5. Steven Summerhays (2010-14)	5,910:45
6. Cal Petersen (2014-)	5,587:04
7. Greg Louder (1990-94)	5,521:56
8. Jordan Pearce (2005-09)	5,506:02
9. Dave Laurion (1978-82)	5,485:00
10. Mike Johnson (2009-13)	5,390:42

Shutouts

1. Steven Summerhays (2010-14)	13
2. David Brown (2003-07)	12
2. Jordan Pearce (2005-09)	12
4. Cal Petersen (2014-)	10
5. Morgan Cey (2001-05)	6
6. Mark Kronholm (1970-74)	4

Notre Dame's Single-Season Goaltending Records

Goals-Against Average

1. David Brown (2006-07)	1.58
2. Jordan Pearce (2008-09)	1.68
3. Steven Summerhays (2012-13)	2.01
Steven Summerhays (2013-14)	2.01
5. Jordan Pearce (2007-08)	2.04
6. Cal Petersen (2015-16)	2.20
7. David Brown (2003-04)	2.32

Save Percentage

1. Jordan Pearce (2008-09)	.9312
2. David Brown (2006-07)	.9305
3. Cal Petersen (2015-16)	.927
4. David Brown (2003-04)	.925
5. Morgan Cey (2003-04)	.924

Saves

1. Lance Madson (1988-89)	1,288
2. Mark Kronholm (1973-74)	1,113
3. Morgan Cey (2002-03)	1,054
4. Cal Petersen (2015-16)	1,049
5. Mark Kronholm (1972-73)	980
6. Lance Madson (1989-90)	968
7. Greg Louder (1990-91)	935
8. Morgan Cey (2001-02)	927
9. Jordan Pearce (2007-08)	925
10. Steven Summerhays (2013-14)	912

Percent of Team Minutes Played

1. Cal Petersen (2015-16)	98.6%
2. Greg Louder (1990-91)	98.3%
3. Morgan Cey (2002-03)	97.9%
4. Jordan Pearce (2008-09)	96.2%

Minutes Played

1. Jordan Pearce (2007-08)	2,558
2. David Brown (2006-07)	2,390
3. Jordan Pearce (2008-09)	2,326
4. Steven Summerhays (2013-14)	2,234
5. Cal Petersen (2015-16)	2,231
6. Lance Madson (1988-89)	2,213
7. Forrest Karr (1998-99)	2,161
8. Morgan Cey (2002-03)	2,136
9. Mike Johnson (2010-11)	2,087
10. Steven Summerhays (2012-13)	2,086

NCAA Records Book

Consecutive Goaltender Starts (NCAA DI)

1. Ben Scrivens, Cornell (2007-10)	104
2. David McKee, Cornell (2004-06)	102
3. Andrew Volkening, Air Force (2007-10)	97
4. John Muse, Boston College (2008-09)	81
5. Andy Illes, Cornell (2011-14)	80
5. Dan Murphy, Clarkson (1994-98)	80
7. John Lothrub, Minnesota (1964-66)	78
8. Joe Cannata, Merrimack (2009-12)	77
9. Brant Nicklin, Minnesota Duluth (1996-98)	76
10. Cal Petersen, Notre Dame (2014 -)	75

Consecutive Goaltender Games Played (NCAA DI)

1. Dan Murphy, Clarkson (1994-98)	122
2. Andrew Volkening, Air Force (2007-10)	119
3. Ben Scrivens, Cornell (2007-10)	104
4. David McKee, Cornell (2004-06)	102
5. John Muse, Boston College (2008-09)	81
6. Andy Illes, Cornell (2011-14)	80
7. John Lothrub, Minnesota (1964-66)	78
8. Joe Cannata, Merrimack (2009-12)	77
9. Brant Nicklin, Minnesota Duluth (1996-98)	76
10. Cal Petersen, Notre Dame (2014 -)	75