



# 2011-12 NOTRE DAME MEN'S BASKETBALL

ATHLETICS MEDIA RELATIONS: Joyce Center Room 112 Notre Dame, IN 46556 Fax: (574) 631-7941  
 MEDIA RELATIONS CONTACTS: Bernadette Cafarelli o: (574) 631-8458 c: (574) 532-0249 cafarelli.1@nd.edu  
 Sean Carroll o: (574) 631-2664 c: (574) 340-2177 carroll.64@nd.edu

## 2011-12 Schedule

Date	Day	Opponent	Time/Result
11/1	Tues.	ST. XAVIER (Exhibition) (UND.com)	W, 90-72
11/7	Mon.	STONEHILL (Exhibition) (UND.com)	W, 92-70
11/12	Sat.	MISSISSIPPI VALLEY STATE (UND.com)	W, 80-67
11/14	Mon.	DETROIT <sup>^</sup> (ESPNU)	W, 59-53
11/16	Wed.	SAM HOUSTON STATE <sup>^</sup> (UND.com)	W, 74-41
11/18	Fri.	DELAWARE STATE (UND.com)	W, 93-69
11/21	Mon.	vs. #21/21 Missouri@ (ESPN2)	L, 58-87
11/22	Tues.	vs. Georgia! (ESPNU)	L, 57-61
11/27	Sun.	BRYANT (UND.com)	W, 84-59
11/30	Wed.	at #19/18 Gonzaga (ESPN2)	L, 53-73
12/4	Sun.	vs. Maryland\$ (MASN/Versus)	L, 71-78
12/8	Thur.	MAINE (ESPN3)	W, 87-78
12/10	Sat.	DARTMOUTH (ESPN3)	W, 65-47
12/17	Sat.	vs. #18/20 Indiana% (ESPN2)	L, 58-69
12/19	Mon.	SACRED HEART (UND.com)	W, 106-65
12/27	Tues.	#22/22 PITTSBURGH* (ESPN2)	W, 72-59
1/4	Wed.	at Cincinnati* (BIG EAST Network)	L, 55-71
1/7	Sat.	at #11/10 Louisville* (ESPNU)	W, 67-65 (2OT)
1/10	Tues.	USF* (BIG EAST Network)	W, 60-49
1/14	Sat.	#17/16 CONNECTICUT* (ESPN2)	L, 53-67
1/16	Mon.	at Rutgers* (ESPNU)	L, 58-65
1/21	Sat.	#1/1 SYRACUSE* (ESPN)	W, 67-58
1/25	Wed.	at Seton Hall* (BIG EAST Network)	W, 55-42
1/29	Sun.	at #24/19 Connecticut* (BIG EAST Network)	Noon
2/4	Sat.	MARQUETTE* (CBS)	1:00 p.m.
2/8	Wed.	at West Virginia* (ESPNU)	9:00 p.m.
2/11	Sat.	DEPAUL*	Noon
2/15	Wed.	RUTGERS* (ESPNU)	7:00 p.m.
2/18	Sat.	at Villanova* (ESPNU)	9:00 p.m.
2/22	Wed.	WEST VIRGINIA* (ESPN2)	7:00 p.m.
2/25	Sat.	at St. John's* (ESPN)	Noon
2/27	Mon.	at Georgetown* (ESPN)	7:00 p.m.
3/2	Fri.	PROVIDENCE*	7:00 p.m.
<b>BIG EAST CHAMPIONSHIP</b>			
<i>(Madison Square Garden; New York, N.Y.)</i>			
3/6	Tues.	First Round	TBD
3/7	Wed.	Second Round	TBD
3/8	Thur.	Quarterfinals	TBD
3/9	Fri.	Semifinals	TBD
3/10	Sat.	Final	TBD
<b>NCAA CHAMPIONSHIP</b>			
3/13-14 First Round (Dayton, Ohio)			
3/15-18 Second & Third Rounds (various locations)			
3/22-25 Regional Rounds (various locations)			
3/31 Final Four - Semifinals (New Orleans, La.)			
4/2 Final Four - Final (New Orleans, La.)			

<sup>^</sup> - CBE Classic (Regional Rounds)  
<sup>@</sup> - CBE Classic - Kansas City, Mo. (Semifinals)  
<sup>!</sup> - CBE Classic - Kansas City, Mo. (Consolation)  
<sup>\$</sup> - BB&T Classic - Washington, D.C.  
<sup>%</sup> - Close the Gap Crossroads Classic - Indianapolis, Ind.  
<sup>\*</sup> - BIG EAST Conference Game  
 Home events in **BOLD CAPS**  
 All times Eastern

## Game 22 Jan. 29, 2012 • Noon (ET) XL Center (16,294) Hartford, Conn.



### NOTRE DAME Fighting Irish

13-8, 5-3 BIG EAST  
 H: 11-1; A: 2-3; N: 0-4



### #24/19 CONNECTICUT Huskies

14-5, 4-3 BIG EAST  
 H: 10-1; A: 2-3; N: 2-1

Connecticut Leads Series 17-9

#### TV:

BIG EAST Network (Regional)  
 WMYS (South Bend area)  
 Mike Gleason (play-by-play)  
 Bob Wenzel (analyst)

#### Radio:

Affiliate listings on Pg. 5  
 Broadcast on UND.com  
 Jack Nolan (play-by-play)  
 Sean Kearney (analyst)

#### Live Stats:

GameTracker (UND.com)

### FIGHTING IRISH AT CONNECTICUT ON SUNDAY

- Notre Dame (13-8, 5-3) will conclude a two-game road swing on Sunday at No. 24/19 Connecticut (14-5, 4-3). Tip-off is scheduled for noon (ET) inside the XL Center in Hartford, Conn.
- The Irish are riding a two-game win streak after posting victories over Syracuse (67-58) and Seton Hall (55-42).
- This will be the second meeting between the Fighting Irish and Huskies in a span of just over two weeks. Connecticut snapped Notre Dame's 29-game home win streak with a 67-53 decision on Jan. 14 inside Purcell Pavilion at the Joyce Center.
- Sunday's game will be broadcast regionally on the BIG EAST Network with Mike Gleason (play-by-play) and Bob Wenzel (analyst) calling the action. The contest can be seen on WMYS (My Michiana Channel 69) in the South Bend area.
- The Fighting Irish Digital Media radio crew of Jack Nolan (play-by-play) and Sean Kearney (analyst) will call the action on radio (affiliate listings on Pg. 5) and their broadcast can also be heard on UND.com.

### NOTRE DAME-UCONN SERIES HISTORY

- Sunday will be the 27th meeting all-time between Notre Dame and Connecticut. Every encounter has occurred since Notre Dame joined the BIG EAST in 1995. The Huskies hold a 17-9 advantage in the series, but the Irish have won three of the last four showdowns.
- This is the fifth straight season that Notre Dame and Connecticut will meet twice during the regular season.
- Notre Dame's 53 points in this season's first meeting with UConn were the fewest for the Irish in a home game during the Mike Brey era (12 seasons).
- Notre Dame won both meetings with Connecticut last season. The Irish bested the Huskies 73-70 on Jan. 4, 2011 inside Purcell Pavilion before capturing a 70-67 win in Storrs, Conn. in the regular-season finale (March 5, 2011). That was Connecticut's last loss of the season.
- The Irish are 2-10 all-time at Connecticut, including a 1-8 mark inside the XL Center. Notre Dame's lone win at the XL Center was a 75-70 triumph on Jan. 5, 2000. The Irish have lost six straight games inside the XL Center.
- Notre Dame head coach **Mike Brey** is 6-12 all-time against Connecticut.

### NOTRE DAME PROBABLE STARTING LINEUP

No.	Player	Pos.	Ht.	Wt.	Yr.	PPG	RPG	APG
0	Eric Atkins	G	6-1	182	So.	12.9	3.3	3.6
14	Scott Martin	G	6-8	222	Sr.	8.9	6.1	1.5
22	Jerian Grant	G	6-5	195	So.	12.8	3.2	4.7
24	Pat Connaughton	G/F	6-5	206	Fr.	6.0	4.0	0.6
45	Jack Cooley	F	6-9	248	Jr.	10.9	8.5	0.9

**NOTRE DAME 2011-12 ROSTER**

No.	Player	Pos	Ht.	Wt.	Yr.	Hometown/High School
0	Eric Atkins	G	6-1	182	So.	Columbia, Md./Mount Saint Joseph
4	Patrick Crowley	G	6-3	190	So.	Los Gatos, Calif./St. Francis
11	Garrick Sherman*	C	6-10	251	Jr.	Kenton, Ohio/Kenton/Michigan State
12	Alex Dragicevich	G	6-7	221	So.	Northbrook, Ill./Glenbrook North
14	Scott Martin	G	6-8	222	Sr.	Valparaiso, Ind./Valparaiso
21	Tim Abromaitis	F	6-8	236	GS	Unionville, Conn./Farmington
22	Jerian Grant	G	6-5	195	So.	Bowie, Md./DeMatha
24	Pat Connaughton	G/F	6-5	206	Fr.	Arlington, Mass./St. John's Prep
25	Tom Knight	F	6-9	250	Jr.	Dixfield, Maine/Dirigo
32	Joey Brooks	G	6-6	220	Jr.	Houston, Texas/Strake Jesuit College Prep
33	Mike Broghammer	F	6-9	265	Jr.	Orono, Minn./Hopkins
45	Jack Cooley	F	6-9	248	Jr.	Glenview, Ill./Glenbrook South

Alphabetical Roster		
21	Tim Abromaitis	GS/F
0	Eric Atkins	So./G
33	Mike Broghammer	Jr./F
32	Joey Brooks	Jr./G
24	Pat Connaughton	Fr./G/F
45	Jack Cooley	Jr./F
4	Patrick Crowley	So./G
12	Alex Dragicevich	So./G
22	Jerian Grant	So./G
25	Tom Knight	Jr./F
14	Scott Martin	Sr./G
11	Garrick Sherman	Jr./C

\* - will have to sit out the entire 2011-12 season due to NCAA transfer rules

**Head Coach:** Mike Brey (George Washington '82)  
**Assistant Coach:** Anthony Solomon (Virginia '87)  
**Assistant Coach:** Rod Balanis (Georgia Tech '93)  
**Assistant Coach:** Martin Ingelsby (Notre Dame '01)  
**Coordinator of Basketball Operations:** Harold Swanagan (Notre Dame '02)  
**Athletic Trainer:** Skip Meyer (Central Connecticut State '74)

**Pronunciation Guide**

Tim Abromaitis ..... ab-row-MY-tis  
 Pat Connaughton ..... CONN-uh-tin  
 Jack Cooley ..... COOL-ee  
 Mike Broghammer ..... BROGE-hammer  
 Alex Dragicevich ..... Drag-ee-vich  
 Jerian Grant ..... JARE-in

**Series vs. Connecticut**  
**Connecticut Leads 17-9**  
**Home: 7-5, Away: 2-10, Neutral: 0-2**

Date	Site	Result
12-6-95	Notre Dame, IN	L, 65-85
2-17-96	Storrs, CT*	L, 65-85
2-8-97	Notre Dame, IN (ot)	W, 71-65
1-3-98	Hartford, CT#	L, 58-84
2-17-98	Notre Dame, IN	L, 79-88
1-12-99	Hartford, CT#	L, 70-101
1-5-00	Hartford, CT#	W, 75-70
2-12-00	Notre Dame, IN	W, 68-66
2-26-01	Hartford, CT#	L, 59-75
3-8-02	New York, NY#	L, 77-82
2-24-03	Notre Dame, IN	L, 79-87
2-9-04	Notre Dame, IN	W, 80-74
2-23-04	Hartford, CT#	L, 50-61
3-11-04	New York, NY\$	L, 58-66
1-30-05	Notre Dame, IN	W, 78-74
2-21-05	Hartford, CT#	L, 74-88
2-21-06	Hartford, CT# (ot)	L, 74-75
1-5-08	Notre Dame, IN	W, 73-67
2-13-08	Storrs, CT*	L, 78-84
1-24-09	Notre Dame, IN	L, 61-69
2-28-09	Storrs, CT*	L, 65-72
1-2-10	Storrs, CT#	L, 70-82
3-3-10	Notre Dame, IN	W, 58-50
1-4-11	Notre Dame, IN	W, 73-70
3-5-11	Storrs, CT*	W, 70-67
1-14-12	Notre Dame, IN	L, 53-67

\*-Gampel Pavilion  
 #-XL Center  
 \$-BIG EAST Tournament

**HALTING THE HALL**

- Seton Hall's 42 points in Wednesday's Irish victory were the fewest ever for a Notre Dame opponent in a BIG EAST game (regular season or tournament). The previous low was 45 from Pittsburgh on March 11, 2010.
- The Pirates only made 15 field goals, which were the fewest ever allowed by Notre Dame against a BIG EAST opponent. The previous low was 17 on four occasions.
- Seton Hall shot 26.3% from the field (15-57), which was the lowest mark ever for an Irish opponent in BIG EAST play (regular season or tournament). The previous low as 28.1% by Georgetown on March 4, 2004. It also was the lowest for an Irish opponent in a game this season.
- Seton Hall's six made field goals in the first half tied the fewest ever for a Notre Dame opponent in the opening half of a BIG EAST contest (regular season or tournament). The Pirates 20.7% (6-29) shooting clip in the first half was the lowest for an Irish opponent in any half of play this season.
- The loss was Seton Hall's first home setback of the season. The Pirates entered the contest riding a 12-game home winning streak, which included a 10-0 mark this season.

**LOCKDOWN DEFENSE**

- Notre Dame limited Seton Hall and Syracuse to a combined 30.0% (33-110) shooting from the field in the last two games. The Irish are allowing just 59.5 points per game in BIG EAST play. That figure ranks second in the league.
- The Irish are limiting opponents to 39.3% shooting from the field in BIG EAST games, which ranks fourth in the league. Notre Dame boasts the conference's top three-point defense (24.4%).
- Syracuse's 58 points were a season-low mark for the Orange. The Irish held Syracuse to a season-low 34.0% (18-53) shooting from the field.

**CHALLENGING THE CHAMPS**

- The Fighting Irish are 10-26 all-time against defending national champions, including the loss to Connecticut on Jan. 14. The Irish are 5-4 in their last nine matchups against a defending national champion (*complete list on page 3 of this notes packet*).
- Notre Dame's last win over a defending national champion was a 78-74 triumph of Connecticut on Jan. 30, 2005 inside Purcell Pavilion at the Joyce Center. The Irish are 3-2 against Connecticut when the Huskies are the reigning national champion.

**NOTRE DAME KNOCKS OFF #1 AGAIN**

- Last Saturday's victory over Syracuse was Notre Dame's 10th all-time against a top-ranked team. Notre Dame is 10-23 all-time against No. 1 ranked teams. Eight of the victories have come against the top-ranked team in the Associated Press poll, which is the ranking the NCAA uses to recognize wins over No. 1 teams. The eight wins are tied for fourth nationally.
- It was Notre Dame's first win over a No. 1 since topping North Carolina, 60-58, on Feb. 1, 1987 inside Purcell Pavilion.
- Notre Dame has won an NCAA record six straight home games against No. 1 teams. The Irish are 7-3 at home against top-ranked teams.
- The nine-point margin of victory was Notre Dame's second largest ever against a top-ranked team. The Fighting Irish defeated No. 1 San Francisco by 11 points (93-82) on March 5, 1977.
- It was the third time an un-ranked Notre Dame squad defeated a No. 1 team in 18 tries.
- Notre Dame never trailed in the win over Syracuse. The largest Irish lead was 18 points (35-17 with 1:28 left in the first half).

## Notre Dame's record in 2011-12 when ...

Played at the Purcell Pavilion.....	11-1
Played on the road.....	2-3
Played at a neutral site.....	0-4
BIG EAST Conference record (all games).....	5-3
Non-conference record.....	8-5
Leading at halftime.....	10-1
Trailing at halftime.....	3-7
Tied at halftime.....	0-0
Playing an overtime game.....	1-0
Shoots .500 or better.....	5-0
Shoots less than .500.....	8-8
Opponents shoots less than .500.....	12-7
Shoots better than opponent.....	10-2
Shoots worse than opponent.....	2-6
Shoots same as opponent.....	1-0
Makes more free throws than opponent.....	13-2
Makes less free throws than opponent.....	0-5
Same number of free throws.....	0-1
Outrebounds opponents.....	8-0
Outrebounded by opponent.....	5-7
Same number of rebounds.....	0-1
Has fewer turnovers than opponent.....	7-3
Has more turnovers than opponent.....	6-5
Has same number of turnovers.....	0-0
Bench outscores opponent's bench.....	8-1
Outscored by opponent's bench.....	4-7
Bench points are the same.....	1-0
Plays a ranked opponent.....	3-4
Makes 10 or more three-pointers.....	3-0
No Notre Dame player fouls out.....	9-5
One Notre Dame player fouls out.....	4-3
Two or more Notre Dame players foul out.....	0-0
Wears White Uniforms.....	10-2
Wears Blue Uniforms.....	2-6
Wears Gold Uniforms.....	1-0
Wears Black Uniforms.....	0-0
Plays in an In-Season Tournament.....	2-2
Plays on Television.....	6-8
Plays in November.....	5-3
Plays in December.....	4-2
Plays in January.....	4-3
Plays in February.....	0-0
Plays in March.....	0-0
Plays in Day Games.....	3-3
Plays in Night Games.....	10-5
Plays on Sundays.....	1-1
Plays on Mondays.....	2-2
Plays on Tuesdays.....	2-1
Plays on Wednesdays.....	2-2
Plays on Thursdays.....	1-0
Plays on Fridays.....	1-0
Plays on Saturdays.....	4-2
Final Margin is 5 points or less.....	1-1
Final Margin is 6-10 points.....	3-2
Final Margin is 11-20 points.....	5-3
Final Margin is 20-plus points.....	4-2
Has a player score 20-plus points.....	5-4
Has a player score 30-plus points.....	0-0
Scores 59 points or less.....	2-7
Scores 60-69 points.....	4-0
Scores 70-79 points.....	2-1
Scores 80-89 points.....	3-0
Scores 90-plus points.....	2-0

## MUST-SEE TV

• The Notre Dame-Syracuse game on Jan. 21 was the most-watched event anywhere on all the ESPN networks last week. It was the third-most viewed cable sports rating of the week on any network, only behind two NBA contests (Lakers-Heat & Lakers-Mavericks).

## BIG EAST TRENDS

• Notre Dame is 23-7 (.767) over its last 30 BIG EAST regular-season contests. The Irish stood 6-8 through 14 regular-season games during the 2009-10 campaign and then won four straight to finish 10-8. Last season, Notre Dame posted a 14-4 regular-season mark in the league.

• The Irish are 16-4 over their last 20 BIG EAST regular-season games.

## PLAYING WELL IN PURCELL

• The Fighting Irish are 95-7 in their last 102 games played at home. That .931 home winning percentage over the course of the last six seasons ranks fourth nationally.

## IRISH ENJOY HOME COOKING IN CONFERENCE PLAY

• Notre Dame has gone 42-6 (.875) at home in BIG EAST play over the last six seasons. That is the best home winning percentage for any BIG EAST school in league play over that time period.

## BREY NOW FIFTH ALL-TIME IN BIG EAST WINS

• Wednesday's win over Seton Hall moved Notre Dame head coach **Mike Brey** past former Villanova head coach Rollie Massimino and into sole possession of fifth place on the BIG EAST wins list (both BIG EAST regular season and tournament). Brey is 124-86 (.590) in league regular-season and tournament play during his 12 seasons with the Irish.

• The win also was the 350th career victory for Brey. He has a 350-180 (.660) mark in his 17 seasons as a head coach at both Delaware and Notre Dame.

## MARTIN MAKING THINGS HAPPEN

• Senior guard **Scott Martin** had his season-best five-game double-digit scoring streak snapped on Wednesday at Seton Hall. He is averaging 10.8 ppg. and 8.5 rpg. in the last six games.

## Notre Dame vs. Defending National Champion (10-26)

National Champion	Date of Game	Site	Result
Wisconsin (1941)	12-13-41	Madison, WI	L, 35-43
Kentucky (1948)	1-29-48	Louisville, KY	L, 38-62
Kentucky (1949)	1-23-50	Notre Dame, IN	W, 64-51
Kentucky (1951)	2-2-52	Chicago, IL	L, 66-71
Indiana (1953)	12-14-53	Bloomington, IN	L, 55-66
North Carolina (1957)	12-19-58	Louisville, KY	L, 77-81
Kentucky (1958)	2-14-59	Chicago, IL	L, 52-71
UCLA (1965)	12-23-66	Los Angeles, CA	L, 67-96
UCLA (1967)	12-7-68	Notre Dame, IN	L, 75-88
UCLA (1969)	1-3-70	Los Angeles, CA	L, 77-108
UCLA (1970)	1-23-71	Notre Dame, IN	W, 89-82
UCLA (1971)	12-22-71	Los Angeles, CA	L, 56-114
	1-29-72	Notre Dame, IN	L, 32-57
UCLA (1972)	12-23-72	Los Angeles, CA	L, 56-82
	1-27-73	Notre Dame, IN	L, 63-82
UCLA (1973)	1-19-74	Notre Dame, IN	W, 71-70
	1-26-74	Los Angeles, CA	L, 75-94
UCLA (1975)	1-3-76	Los Angeles, CA	L, 70-86
	1-24-76	Notre Dame, IN	W, 95-85
Indiana (1976)	12-14-77	Bloomington, IN	L, 66-67
Marquette (1977)	2-26-78	Notre Dame, IN	W, 65-59
Kentucky (1978)	12-30-78	Louisville, KY	L, 76-81
Indiana (1981)	12-1-81	Bloomington, IN	L, 55-69
Indiana (1987)	12-2-87	Bloomington, IN	L, 59-76
Duke (1991)	2-1-92	Durham, NC	L, 71-108
Duke (1992)	2-6-93	Notre Dame, IN	L, 50-67
North Carolina (1973)	2-23-94	Notre Dame, IN	L, 71-80
Connecticut (1999)	1-5-00	Hartford, CT	W, 75-70
	2-12-00	Notre Dame, IN	W, 68-66
Duke (2001)	3-16-02	Greenville, SC	L, 77-84
Maryland (2002)	12-7-02	Washington, DC	W, 79-67
Syracuse (2003)	1-17-04	Notre Dame, IN	L, 70-81
	2-16-04	Syracuse, NY	W, 84-72
Connecticut (2004)	1-30-05	Notre Dame, IN	W, 78-74
	2-21-05	Hartford, CT	L, 74-88
Connecticut (2011)	1-14-12	Notre Dame, IN	L, 53-67

## Number of Games Led Irish in This Season/Career (Career figure in parenthesis)

<b>Tim Abromaitis</b>		<b>Jack Cooley</b>	
Points	1 (17)	Points	5 (6)
Rebounds	2 (16)	Rebounds	13 (14)
Assists	1 (5)	Blocks	14 (24)
Blocks	-- (7)	Steals	2 (4)
Steals	-- (14)		
<b>Eric Atkins</b>		<b>Alex Dragicevich</b>	
Points	7 (9)	Points	1 (1)
Assists	5 (15)	Assists	2 (2)
Steals	9 (18)	Blocks	3 (3)
		Steals	1 (1)
<b>Mike Broghammer</b>		<b>Jerian Grant</b>	
Rebounds	1 (1)	Points	5 (5)
Blocks	5 (7)	Rebounds	2 (2)
Steals	1 (2)	Assists	14 (14)
		Steals	8 (8)
<b>Joey Brooks</b>		Blocks	1 (1)
Points	1 (1)		
Rebounds	1 (2)	<b>Tom Knight</b>	
Steals	1 (5)	Blocks	3 (3)
Blocks	1 (1)	Steals	1 (1)
<b>Pat Connaughton</b>		<b>Scott Martin</b>	
Points	1 (1)	Points	1 (2)
Rebounds	1 (1)	Rebounds	4 (9)
Blocks	2 (2)	Assists	2 (3)
Steals	1 (1)	Blocks	3 (6)
		Steals	5 (9)

## Number of Games This Season With ... (Career figure in parenthesis)

<b>Double-Figure Points</b>			
Jerian Grant	16	(16)	
Eric Atkins	13	(20)	
Scott Martin	10	(42, 29 at ND)	
Jack Cooley	10	(14)	
Alex Dragicevich	6	(6)	
Joey Brooks	4	(5)	
Pat Connaughton	4	(4)	
Tim Abromaitis	1	(58)	

<b>30-Plus Points</b>			
Tim Abromaitis	--	(3)	

<b>20-Plus Points</b>			
Eric Atkins	3	(3)	
Jerian Grant	2	(2)	
Jack Cooley	2	(2)	
Scott Martin	1	(2, 2 at ND)	
Pat Connaughton	1	(1)	
Tim Abromaitis	1	(22)	
Alex Dragicevich	1	(1)	

<b>10-Plus Rebounds</b>			
Jack Cooley	8	(8)	
Scott Martin	2	(3, 3 at ND)	
Jerian Grant	1	(1)	
Tim Abromaitis	--	(4)	

<b>Double-Doubles</b>			
Jack Cooley	6	(6)	
Scott Martin	2	(3, 3 at ND)	
Jerian Grant	1	(1)	
Tim Abromaitis	--	(3)	

## Free-Throw Shooting in Final Five Minutes and Overtime This Season:

Tim Abromaitis	0-0	(.000)
Eric Atkins	15-24	(.625)
Mike Broghammer	2-4	(.500)
Joey Brooks	11-16	(.688)
Pat Connaughton	6-8	(.750)
Jack Cooley	9-11	(.818)
Patrick Crowley	0-0	(.000)
Alex Dragicevich	8-12	(.667)
Jerian Grant	18-24	(.750)
Tom Knight	2-2	(1.000)
Scott Martin	9-11	(.818)
<b>Total</b>	80-112	(.714)
<b>Opponents</b>	68-102	(.667)

## PROTECTING THE ROCK

- Entering this week, Notre Dame ranked 10th nationally - and second among all BIG EAST teams - with a 1.4 assist-to-turnover ratio this season.
- The Fighting Irish ranked fourth nationally - and first in the BIG EAST - in fewest turnovers per game (10.3). The Irish only had eight turnovers in the first meeting with Connecticut this season.
- The Irish have had fewer than 10 turnovers in a game eight times this season. Notre Dame had a season-low four turnovers against Sacred Heart (Dec. 19). The Irish also had a season-high 25 assists (on 35 made baskets) versus the Pioneers.

## SPREADING THE WEALTH

- Seven different Notre Dame players have posted a team-high point total in a game this season.
- Sophomore point guard **Eric Atkins** has led Notre Dame in scoring a team-best seven times this season, while junior forward **Jack Cooley** and sophomore guard **Jerian Grant** have led the Irish five times each.

## TOPPING 20

- Seven Notre Dame players - **Tim Abromaitis**, **Eric Atkins**, **Pat Connaughton**, **Jack Cooley**, **Alex Dragicevich**, **Jerian Grant** and **Scott Martin** - have scored 20 or more points in a game this season.
- Atkins has scored 20-plus points a team-best three times this season.

## SHUFFLING THE LINEUP

- Notre Dame has used nine different starting lineups this season (out of 21 games played). No Notre Dame player has started every game this season (*game-by-game starting lineups listed on page 7*). **Jerian Grant** and **Scott Martin** both have a team-high 20 starts this season.
- The Irish used their ninth different lineup of the season last Saturday versus Syracuse when **Eric Atkins**, **Pat Connaughton**, **Jack Cooley**, **Jerian Grant** and **Scott Martin** comprised the starting five. That quintet also started on Wednesday at Seton Hall.
- Six different Irish players - **Joey Brooks** (Jr./G), **Jack Cooley** (Jr./F), **Tom Knight** (Jr./F), **Jerian Grant** (So./G), **Alex Dragicevich** (So./G) and **Pat Connaughton** (Fr./G-F) - have made their first career start this season.

## COOLEY COMING TO PLAY

- Junior forward **Jack Cooley** has posted a double-double in each of the last two games. He had 17 points and 10 rebounds in the upset of Syracuse and followed that up with 13 points and 11 boards against Seton Hall. Cooley has a team-high six double-doubles this season, which includes four in BIG EAST play.
- Cooley is first among all BIG EAST players with a .591 (78-132) shooting percentage.
- He was named to the BIG EAST Weekly Honor Roll for his performance against the Orange. Cooley has been selected to the honor roll four times this season.
- Cooley is averaging 12.9 points and 9.8 rebounds per game in BIG EAST play. The rebound average ranks second in the conference.
- He ranks sixth in the BIG EAST with an 8.5 rpg. average this season (all games). That includes 3.7 offensive boards per game, which ranks third in the league. He also has a team-high 29 blocked shots, which is a career-high total for the junior.
- Against Delaware State (Nov. 18), Cooley hauled down a career-high 17 rebounds, which included 10 offensive boards.

## ATKINS ON THE ATTACK

- Sophomore point guard **Eric Atkins** leads the Irish with a 12.9 ppg. average this season. He averaged 5.8 ppg. last season as a freshman.
- He has scored 20 or more points in a game a team-best three times this season. Atkins tallied a career-high 27 points versus Mississippi Valley State in the season opener.

## Dantley To Join Notre Dame Ring of Honor

Former Irish basketball great and U.S. Olympian Adrian Dantley, the 1976 national college basketball player of the year and a member of the Naismith National Basketball Hall of Fame, will become the fourth inductee into the Notre Dame Basketball Ring of Honor on Friday, March 2, 2012. The ceremony will take place during halftime of Notre Dame's final regular-season home game against Providence at Purcell Pavilion at the Joyce Center. Dantley, who enjoyed a stellar three-year career in an Irish uniform from 1973-76, will join Austin Carr, Luke Harangody and Ruth Riley as a member of Notre Dame's Ring of Honor. Harangody, who played for the Irish from 2006-10, was the school's first inductee in Feb. 2010. Riley (1997-2001), who helped lead the Irish women's basketball program to the national championship in '01, became the second member of the Ring of Honor in Nov. 2010, while Austin Carr (1968-71), who still remains the program's career scoring leader with 2,560 points, became the third honoree when he was inducted in Feb. 2011.

## Elder Statesman

• **Mike Brey** is in his 12th season along the Irish sidelines. He is the third-longest tenured coach in the BIG EAST, behind only Jim Boeheim of Syracuse and Jim Calhoun of Connecticut. Brey stands fifth all-time in career BIG EAST victories (both regular-season and tournament) with his 124-86 (.590) mark. He is one of eight coaches in BIG EAST history to record 100 conference wins.

## What a Run

- The Irish have gone 62-34 (.646) in BIG EAST regular-season play over the past six seasons.
- The 14 regular-season BIG EAST victories in 2010-11 tied the program standard. The Fighting Irish went 14-4 in BIG EAST play in 2007-08.
- Notre Dame's 15 BIG EAST wins (14 regular season, 1 tournament) last season were the most in program history (combined regular season and tournament).
- Last season's 27 wins overall (27-7) were the most in the modern era of Fighting Irish basketball. Notre Dame's highest win total ever was 33 (33-7) in 1908-09.

## Taking Care Of The Basketball

Under Irish head coach Mike Brey, Notre Dame always has been a team that has had a high number of assists and very few turnovers. Here's a look at the Irish under Brey:

	FGs	Assts	TOs	Asst/Bskt	Asst/TO
2000-01	814	527	434	.647	1.21
2001-02	934	629	435	.673	1.45
2002-03	917	558	446	.609	1.25
2003-04	766	434	329	.567	1.32
2004-05	671	415	341	.618	1.22
2005-06	772	468	364	.606	1.29
2006-07	869	552	414	.635	1.33
2007-08	914	608	429	.665	1.42
2008-09	988	601	343	.608	1.75
2009-10	918	585	362	.637	1.62
2010-11	843	563	364	.668	1.55
2011-12	484	297	219	.614	1.36

## Irish Aim For Sixth Straight 20-Win Season

Notre Dame has reached the 20-win mark in each of the last five seasons and eight times in the last 11 seasons under head coach **Mike Brey**. The last time Irish teams reached the 20-win plateau in six straight campaigns was from 1983-89 under head coach Digger Phelps.

## Postseason Stretch

Notre Dame has earned appearances in the postseason in each of the last 12 seasons, which marks the longest stretch in school history. The Irish have been to the NCAA Tournament on seven occasions and the National Invitation Tournament (NIT) five times during this current stretch. Under head coach **Mike Brey**, Notre Dame has played in the NAAs seven times and NIT four times.

## 107 Years and Strong

The 2011-12 campaign marks the 107th season of basketball at Notre Dame and the 17th season as a member of the BIG EAST Conference. Notre Dame teams have posted an all-time record of 1714-935 for a .647 winning percentage. In 16-plus seasons as a member of the BIG EAST, the Irish own a 152-128 (.543) record in conference regular-season play.

- Atkins has led Notre Dame in scoring a team-high seven times this season.
- He is shooting 41.4% (29-70) from three-point range this season. That places him sixth among all BIG EAST players.

## GRANT HAS ALL-AROUND GAME

- Sophomore guard **Jerian Grant**, who is in his first season playing with the Irish after sitting out all of last season, has team-high totals in points (269), assists (99), steals (26) and minutes played (728). His 33 made three-pointers also are a team-high total.
- Grant is shooting a team-best 78.8% (78-99) from the free throw line this season. He matched a career-high total with 10 made free throws (on 12 attempts) in Wednesday's win at Seton Hall.
- Entering this week, Grant ranked 13th nationally - and second in the BIG EAST - with a 2.88 assist-to-turnover ratio.
- Grant has scored in double-figures a team-best 16 times this season. He scored a career-high 20 points against both Georgia (Nov. 22) and Maryland (Dec. 4).

## LOGGING MAJOR MINUTES

- Three Irish players - **Eric Atkins** (39.1), **Jerian Grant** (37.5) and **Scott Martin** (36.8) - are averaging over 35 minutes a game in BIG EAST play.
- Atkins has played 40-plus minutes eight times this season, including five times in league play. He ranks second in the BIG EAST in minutes played (league games only).

## GET TO GO

- Notre Dame is 11-1 this season when scoring 60 or more points, while the Irish are 2-7 when scoring less than 60 points. The Fighting Irish are averaging 74.5 ppg. in their 13 wins, while they are averaging 57.9 ppg. in the eight losses.
- Notre Dame is allowing 57.8 ppg. in its wins and 71.4 ppg. in its setbacks.

## CRASHING THE BOARDS

- The Fighting Irish have a +4.6 rebound margin in their 13 wins, while they have been out-rebounded by an 8.7 margin in their eight setbacks.
- Notre Dame is 8-0 this season when out-rebounding its opponent.

## 429 AND COUNTING

- Notre Dame has made at least one three-pointer in 429 straight contests dating back to the 1998-99 campaign. The Fighting Irish have made at least one three pointer during every game of the Mike Brey era. The last time an Irish team failed to hit a three-pointer in a game was in a 101-70 loss to Connecticut at the Hartford Civic Center on Jan. 12, 1999. Notre Dame finished 0-7 from beyond the arc in that contest. In 2008-09, the Irish set a single-season three-point record with 319.

## DOUBLE-DUTY

- Freshman guard/forward **Pat Connaughton** also is a pitcher on the Fighting Irish baseball team. Connaughton is the 66th Notre Dame student-athlete to compete in both basketball and baseball and the first to do so since Tom Hansen during the 1973-74 academic year.

## 2011-12 Notre Dame Men's Basketball on the Radio

Fighting Irish Digital Media (FIDM) will originate the Notre Dame Basketball Radio Network in 2011-2012 with the broadcast teams of Jack Nolan and two former players, LaPhonso Ellis ('92) and Jordan Cornette ('05) bringing basketball fans all the exciting action.

Affiliates: WSBT AM 960 (South Bend, Ind.); WLS AM 890 (Chicago, Ill.); WXNT-AM 1430 in Indianapolis, Ind.; WNUY-FM 100.1 (Fort Wayne, Ind.); WRSW ESPN 1480 AM (Warsaw, Ind); WEFM FM 95.9 (Michigan City, Ind.); WLUV-AM 1520 (Rockford, Ill.); WVIL-FM 101.3 (Jacksonville/Peoria, Ill.); WJLS-AM 560 (Beckley, W.Va.); WKKX-AM 1600 (Wheeling, W.Va.); SiriusXM Satellite Radio (129) and worldwide on UND.com.

## 2011-12 Mike Brey Radio Show

The Mike Brey Radio Show is broadcast live from O'Rourke's Public House just south of the Notre Dame campus on Thursdays at 7:00 p.m. (ET) during the basketball season. Irish fans can join head coach Mike Brey as well as Irish players for an in-depth look inside Notre Dame Basketball. Notre Dame Men's Basketball play-by-play announcer Jack Nolan hosts the show which can be heard live on NewsRadio 960 WSBT-AM in South Bend and worldwide on UND.com. The show can also be heard Friday nights on Sirius XM College Sports Nation Channel 91.

## Schedule

Show #1	Thurs., Dec. 1, 2011	Show #7	Thurs., Feb. 2, 2012
Show #2	Thurs., Dec. 15, 2011	Show #8	Thurs., Feb. 9, 2012
Show #3	Thurs., Dec. 29, 2011	Show #9	Thurs., Feb. 16, 2012
Show #4	Thurs., Jan. 12, 2012	Show #10	Thurs., Feb. 23, 2012
Show #5	Thurs., Jan. 19, 2012	Show #11	Thurs., March 1, 2012
Show #6	Thurs., Jan. 26, 2012		



## 2011-12 BIG EAST STANDINGS

(as of games played on Jan. 27)

	BIG EAST Record	Overall Record
Syracuse	8-1	21-1
Georgetown	6-2	16-3
Marquette	6-2	17-4
Cincinnati	5-3	15-6
West Virginia	5-3	15-6
<b>NOTRE DAME</b>	<b>5-3</b>	<b>13-8</b>
USF	5-3	12-9
Connecticut	4-3	14-5
Louisville	4-4	16-5
Seton Hall	4-4	15-5
Rutgers	3-5	11-10
Villanova	3-6	10-11
St. John's	3-6	9-11
DePaul	2-6	11-9
Pittsburgh	1-7	12-9
Providence	1-7	12-9

### Players of the Week

Nov. 21	Herb Pope - Sr., F, Seton Hall
Nov. 28	Kris Joseph - Sr., F, Syracuse
Dec. 5	Hollis Thompson - Jr., F, Georgetown
Dec. 12	Darryl Bryant - Sr., G, West Virginia
Dec. 19	Russ Smith - So., G, Louisville
Dec. 26	Kevin Jones - Sr., F, West Virginia
Jan. 2	Sean Kilpatrick - So., G, Cincinnati
Jan. 9	Darryl Bryant - Sr., G, West Virginia
Jan. 16	Dion Dixon - Sr., G, Cincinnati
Jan. 23	Maalik Wayns - Jr., G, Villanova

### Rookies of the Week

Nov. 21	<b>Jerian Grant - So., G, Notre Dame</b>
Nov. 28	Andre Drummond - Fr., C, Connecticut
Dec. 5	LaDontae Henton - Fr., F, Providence
Dec. 12	LaDontae Henton - Fr., F, Providence
Dec. 19	Andre Drummond - Fr., C, Connecticut
Dec. 26	Andre Drummond - Fr., C, Connecticut
Jan. 2	Eli Carter - Fr., G, Rutgers
Jan. 9	D'Angelo Harrison - Fr., G, St. John's
Jan. 16	Andre Drummond - Fr., C, Connecticut
Jan. 23	JayVaughn Pinkston - Fr., F, Villanova

### Notre Dame Weekly Honor Roll Honorees

Jack Cooley - Jr., F (12/12, 12/26, 1/9, 1/23)  
Alex Dragicevich - So., G (1/2)

### 2011-12 Notre Dame Men's Basketball Press Conferences

(Contact Bernie Cafarelli at (574) 631-7516 or at cafarelli.1@nd.edu for teleconference number information)

Monday, Jan. 23	10:00 a.m. (ET)
Monday, Feb. 6	10:00 a.m. (ET)
Monday, Feb. 13	10:00 a.m. (ET)
Monday, Feb. 20	10:00 a.m. (ET)
Wednesday, Feb. 29	10:00 a.m. (ET)

### 2011-12 BIG EAST Teleconferences

(Contact the BIG EAST Conference at (401) 453-0660 for teleconference number information)

#### Jan. 5, Jan. 19, Feb. 2 and Feb. 16

11:00 a.m.	Buzz Williams, Marquette
<b>11:08 a.m.</b>	<b>Mike Brey, Notre Dame</b>
11:16 a.m.	Ed Cooley, Providence
11:24 a.m.	Jim Calhoun, Connecticut
11:32 a.m.	Steve Lavin, St. John's
11:40 a.m.	Mick Cronin, Cincinnati
11:48 a.m.	Kevin Willard, Seton Hall
11:56 a.m.	Rick Pitino, Louisville

#### Jan. 12, Jan. 26, Feb. 9 and Feb. 23

11:00 a.m.	Jay Wright, Villanova
11:08 a.m.	Stan Heath, USF
11:16 a.m.	Bob Huggins, West Virginia
11:24 a.m.	Mike Rice, Rutgers
11:32 a.m.	Oliver Purnell, DePaul
11:40 a.m.	Jamie Dixon, Pittsburgh
11:48 a.m.	Jim Boeheim, Syracuse
11:56 a.m.	John Thompson III, Georgetown

## 2011-12 BIG EAST Preseason Coaches' Poll

	Pts.
1.	Connecticut (7) 209
	Syracuse (5) 209
3.	Louisville (3) 201
4.	Pittsburgh (1) 188
5.	Cincinnati 169
6.	Marquette 155
7.	West Virginia 132
8.	Villanova 127
<b>9.</b>	<b>NOTRE DAME 114</b>
10.	Georgetown 104
11.	Rutgers 75
12.	St. John's 71
13.	Seton Hall 56
14.	USF 43
15.	Providence 40
16.	DePaul 27

First-place votes in parentheses

## 2011-12 BIG EAST Preseason Awards

### PLAYER OF THE YEAR

Ashton Gibbs, Pittsburgh

### ROOKIE OF THE YEAR

Andre Drummond, Connecticut

### PRESEASON FIRST TEAM

**Tim Abromaitis, Notre Dame, F, Gr.**

Ashton Gibbs, Pittsburgh, G, Sr.

Jeremy Lamb, Connecticut, G/F, So.

Darius Johnson-Odom, Marquette, G, Sr.

Kris Joseph, Syracuse, F, Sr.

Kevin Jones, West Virginia, F, Sr.

### PRESEASON SECOND TEAM

Yancy Gates, Cincinnati, F, Sr.

Alex Oriakhi Connecticut, F/C, Jr.

Peyton Siva, Louisville, G, Jr.

Scoop Jardine, Syracuse, G, Sr.

Maalik Wayns, Villanova, G, Jr.

### HONORABLE MENTION

Andre Drummond, Connecticut, C, Fr.

Shabazz Napier, Connecticut, G, So.

Cleveland Melvin, DePaul, F, So.

Jae Crowder, Marquette, F, Sr.

Augustus Gilchrist, USF, F/C, Sr.

## National Polls

### Associated Press Top 25 (Jan. 23)

1.	Kentucky
<b>2.</b>	<b>Missouri</b>
<b>3.</b>	<b>Syracuse</b>
4.	Ohio State
5.	Kansas
6.	Baylor
7.	North Carolina
8.	Duke
<b>9.</b>	<b>Georgetown</b>
10.	Michigan State
11.	Murray State
12.	UNLV
13.	San Diego State
14.	Florida
15.	Creighton
<b>16.</b>	<b>Indiana</b>
<b>17.</b>	<b>Marquette</b>
18.	Mississippi State
19.	Virginia
20.	Michigan
21.	Saint Mary's
22.	Kansas State
23.	Florida State
<b>24.</b>	<b>Connecticut</b>
25.	Wisconsin

### ESPN/USA Today Coaches Poll (Jan. 23)

1.	Kentucky
<b>2.</b>	<b>Missouri</b>
3.	Ohio State
<b>4.</b>	<b>Syracuse</b>
5.	Kansas
6.	Duke
7.	Baylor
8.	North Carolina
9.	Murray State
<b>10.</b>	<b>Georgetown</b>
11.	Michigan State
12.	San Diego State
13.	Florida
14.	Creighton
15.	UNLV
16.	Mississippi State
<b>17.</b>	<b>Indiana</b>
<b>18.</b>	<b>Marquette</b>
<b>19.</b>	<b>Connecticut</b>
20.	Saint Mary's
21.	Virginia
22.	Michigan
23.	Harvard
24.	Kansas State
<b>25.</b>	<b>Louisville</b>
26.	Wisconsin

Bold indicates 2011-12 Irish opponent

### Solid Schedule

• Six teams on Notre Dame's 2011-12 schedule are ranked in the latest Associated Press top-25 poll (Jan. 23), including three in the top 10. Four of the squads - #3 Syracuse, #9 Georgetown, #17 Marquette and #24 Connecticut - are BIG EAST foes, while the Fighting Irish faced #2 Missouri and #16 Indiana in non-conference action. The Irish will meet #24 UConn twice during the regular season. Notre Dame is 3-4 against ranked opponents this season.

## 2011-12 GAME-BY-GAME STARTING LINEUP

Date	Opponent (Result)	Starting Lineup	# of Times	Record With Lineup
11/12	Mississippi Valley State (W, 80-67)	Atkins-Brooks-Cooley-Grant-Martin ^	1	1-0
11/14	Detroit (W, 59-53)	Atkins-Brooks-Cooley-Grant-Martin	2	2-0
11/16	Sam Houston State (W, 74-41)	Brooks-Cooley-Dragicevich-Grant-Martin ^	1	1-0
11/18	Delaware State (W, 93-69)	Connaughton-Cooley-Dragicevich-Grant-Martin ^	1	1-0
11/21	Missouri (L, 58-87)	Abromaitis-Atkins-Cooley-Grant-Martin ^	1	0-1
11/22	Georgia (L, 57-61)	Abromaitis-Atkins-Cooley-Grant-Martin	2	0-2
11/27	Bryant (W, 84-59)	Atkins-Brooks-Connaughton-Grant-Martin ^	1	1-0
11/30	Gonzaga (L, 53-73)	Atkins-Brooks-Cooley-Grant-Martin	3	2-1
12/4	Maryland (L, 71-78)	Atkins-Brooks-Grant-Knight-Martin ^	1	0-1
12/8	Maine (W, 87-78)	Atkins-Brooks-Grant-Knight-Martin	2	1-1
12/10	Dartmouth (W, 65-47)	Atkins-Connaughton-Cooley-Dragicevich-Knight ^	1	1-0
12/17	Indiana (L, 58-69)	Atkins-Cooley-Dragicevich-Grant-Martin ^	1	0-1
12/19	Sacred Heart (W, 106-65)	Atkins-Cooley-Dragicevich-Grant-Martin	2	1-1
12/27	Pittsburgh (W, 72-59)	Atkins-Cooley-Dragicevich-Grant-Martin	3	2-1
1/4	Cincinnati (L, 55-71)	Atkins-Cooley-Dragicevich-Grant-Martin	4	2-2
1/7	Louisville (W, 67-65 2OT)	Atkins-Cooley-Dragicevich-Grant-Martin	5	3-2
1/10	USF (W, 60-49)	Atkins-Cooley-Dragicevich-Grant-Martin	6	4-2
1/14	Connecticut (L, 53-67)	Atkins-Cooley-Dragicevich-Grant-Martin	7	4-3
1/16	Rutgers (L, 58-65)	Atkins-Brooks-Cooley-Grant-Martin	4	2-2
1/21	Syracuse (W, 67-58)	Atkins-Connaughton-Cooley-Grant-Martin ^	1	1-0
1/25	Seton Hall (W, 55-42)	Atkins-Connaughton-Cooley-Grant-Martin	2	2-0

^ - Indicates first time that lineup was used

The Irish have used nine different starting lineups this season (21 games).

### Injuries And Illness Inflicting The Irish

Notre Dame suffered through a rash of illness and injuries during the early portion of the 2011-12 campaign. Five of Notre Dame's 10 scholarship players missed a game by the ninth contest of the season. Here is the breakdown of the games missed:

	Games Missed	Reason
Tim Abromaitis*	19	NCAA Suspension (4 games) Torn ACL (15 games)
Eric Atkins	2	Illness
Joey Brooks	1	Illness
Jack Cooley	1	Illness
Scott Martin	1	Concussion

\* - Will miss remainder of season with torn ACL

### Abro Out

- Forward **Tim Abromaitis** suffered a torn anterior cruciate ligament (ACL) in his right knee at a morning team practice on Nov. 25 and will miss the remainder of the 2011-12 campaign. Abromaitis, who is in his fifth season with the Irish, had played in two games (Missouri and Georgia) and was averaging 14.0 points and 7.0 rebounds. He had missed Notre Dame's first four games due to a misunderstanding of a technicality in an NCAA rule governing seasons of competition that dated back to the 2008-09 campaign when he played in the first two exhibitions of his sophomore campaign and then sat out the remainder of that season.

- Abromaitis was selected to the 2011-12 preseason watch lists for both the John R. Wooden Award and the Naismith Trophy. Both awards are presented annually to the national player of the year. He also was named to the six-man preseason All-BIG EAST First Team. In addition, the Irish forward is one of 30 candidates up for the Lowe's Senior CLASS Award.

### Instant Impact

**Pat Connaughton** and **Jerian Grant** became the fifth and sixth Notre Dame rookies to score 20-plus points in a game during the Mike Brey era (12 seasons). Here is the list of Irish freshmen/first-year players who have accomplished the feat in the Brey era:

Player	Season	20+ Games	30+ Games	High
Chris Thomas (G)	2001-02	9	2	32
Torin Francis (F)	2002-03	4	-	25
Luke Harangody (F)	2006-07	3	-	22
Tory Jackson (G)	2006-07	2	-	21
Jerian Grant* (G)	2011-12	2	-	20
Pat Connaughton (G/F)	2011-12	1	-	24

\* - A sophomore with rookie status since he did not play during his freshman season in 2010-11.

- Connaughton's 24 points against Sam Houston State (Nov. 16) were the most for a Notre Dame freshman since Torin Francis had 25 against Arizona in the Sweet 16 of the 2003 NCAA Tournament (March 27, 2003).

- Connaughton's six made three-pointers (on 10 attempts) against Sam Houston State were the most for an Irish freshman since Chris Thomas had six against Connecticut in the semifinals of the 2002 BIG EAST Tournament (March 8, 2002).

- Connaughton's 24 points off the bench in the Sam Houston State game were the most bench points by an Irish player since Chris Quinn netted 25 against Quinnipiac during the 2003-04 campaign (Dec. 23, 2003).

### Atkins Added As Captain

Sophomore point guard **Eric Atkins** recently was named Notre Dame's third captain for the 2011-12 season. Seniors **Tim Abromaitis**, who is out for the remainder of the campaign due to a torn ACL, and **Scott Martin** are the other Fighting Irish captains.

# ALL ABOUT ABRO

## IN THE IRISH RECORD BOOK

### Three-Point Field Goals Made

1.	Colin Falls	2003-07	331
2.	Chris Thomas	2001-05	302
3.	Matt Carroll	1999-03	301
4.	Kyle McAlarney	2005-09	298
5.	David Graves	1998-02	259
6.	Ryan Hoover	1992-96	248
7.	Chris Quinn	2002-05	239
8.	Ryan Ayers	2005-09	170
9.	Martin Ingelsby	1997-01	167
10.	<b>Tim Abromaitis</b>	<b>2007-11</b>	<b>160</b>
11.	Ben Hansbrough	2009-11	154
12.	Russell Carter	2003-07	139
13.	Luke Zeller	2005-09	107
14.	Tory Jackson	2006-10	103
15.	Pat Garrity	1994-98	100
16.	Antoni Wyché	1995-99	93
17.	Elmer Bennett	1988-92	91
18.	Jordan Cornette	2001-05	74
19.	Joe Fredrick	1986-90	73
20.	Rob Kurz	2004-08	72

### Three-Point Field Goals Attempted

1.	Chris Thomas	2001-05	833
2.	Colin Falls	2003-07	826
3.	Matt Carroll	2002-03	762
4.	Kyle McAlarney	2005-09	687
5.	Ryan Hoover	1992-96	680
6.	David Graves	1998-02	630
7.	Chris Quinn	2002-06	573
8.	Ryan Ayers	2005-09	401
9.	Martin Ingelsby	1997-01	394
10.	<b>Tim Abromaitis</b>	<b>2007-11</b>	<b>390</b>
11.	Ben Hansbrough	2009-11	362
12.	Russell Carter	2003-07	342
13.	Antoni Wyché	1995-99	333
14.	Tory Jackson	2006-10	320
15.	Luke Zeller	2005-09	297
16.	Pat Garrity	1994-98	279
17.	Elmer Bennett	1988-92	259
18.	Jordan Cornette	2001-05	245
19.	Troy Murphy	1998-01	191
20.	Pete Miller	1993-97	190

### Three-Point Field Goal Percentage (Min. 120 Attempted)

1.	Joe Fredrick	1986-90	.490
2.	Kyle McAlarney	2005-09	.434
3.	Ben Hansbrough	2009-11	.425
4.	Ryan Ayers	2005-09	.424
	Martin Ingelsby	1997-01	.424
6.	Chris Quinn	2002-06	.417
7.	David Graves	1998-02	.411
8.	<b>Tim Abromaitis</b>	<b>2007-11</b>	<b>.410</b>
9.	Rob Kurz	2004-08	.409
10.	David Rivers	1984-88	.406
	Russell Carter	2003-07	.406
12.	Colin Falls	2003-07	.401
13.	Keith Friel	1996-98	.397
14.	Matt Carroll	1999-03	.395
15.	Jamere Jackson	1987-90	.380
	Jonathan Peoples	2006-10	.377
17.	Kevin Ellery	1988-91	.372
18.	Carl Cozen	1991-94	.370
19.	Ryan Hoover	1993-96	.365
20.	Chris Thomas	2001-05	.363



- 2011-12 Preseason All-BIG EAST First Team
- John R. Wooden Award Preseason Top 50 List (2011-12)
- Naismith Trophy Preseason Watch List (2011-12)
- Lowe's Senior CLASS Award Candidate (2011-12)
- Capital One First Team Academic All-American (2011)
- *ESPN The Magazine* First Team Academic All-American (2010)
- BIG EAST Scholar Athlete of the Year (2010 & 2011)
- BIG EAST Sports Excellence Award (2010 & 2011)
- Third Team All-BIG EAST (2011)
- BIG EAST Honorable Mention (2010)
- Four-Time BIG EAST Weekly Honor Roll Selection
- Four-Time BIG EAST Academic All-Star
- Notre Dame Club of St. Joseph Valley Rockne Student-Athlete Award (2010 & 2011)
- Notre Dame Co-Most Improved Player Award (2010)
- Team Captain (2010-11, 2011-12)
- Old Spice Classic MVP (2010)
- Graduate of Notre Dame's Mendoza College of Business
  - Bachelor's Degree in Finance (2010) - 3.73 GPA
  - MBA (2011)
- 2011 World University Games Participant
  - Started three games and averaged 6.4 ppg and 4.3 rpg.
  - Team USA posted a 7-1 record (fifth-place finish)



# HOME SWEET HOME

## Home Winning Percentage Leaders Since the Beginning of 2006-07 Season (six seasons)

(as of games played on Jan. 26)

	Team	Wins	Losses	Percentage
1.	Kansas	101	4	96.19
2.	Utah State	90	4	95.74
3.	BYU	86	6	93.48
4.	<b>NOTRE DAME</b>	<b>95</b>	<b>7</b>	<b>93.14</b>
5.	Ohio State	102	8	92.73
	Memphis	102	8	92.73
7.	Duke	89	7	92.71
8.	Michigan State	87	8	91.58
9.	Xavier	82	8	91.11
10.	Wisconsin	90	9	90.91
11.	Purdue	87	9	90.63
12.	North Carolina	86	9	90.53
13.	Pittsburgh	95	10	90.48
14.	Texas	88	10	89.80
15.	San Diego State	82	10	89.13
16.	Missouri	90	11	89.11
17.	Kent State	76	10	88.37
18.	Butler	76	11	87.36
19.	Creighton	88	13	87.13
20.	Belmont	63	10	86.30

- Notre Dame saw its 29-game home win streak come to an end on Jan. 14 versus Connecticut. The streak was the fourth-longest in the nation.
- The Fighting Irish concluded their 2010-11 home slate with a perfect 17-0 mark. It's the third undefeated season at Purcell Pavilion at the Joyce Center in the last five years and the fifth overall for Notre Dame since the building opened at the start of the 1968-69 campaign. The other perfect home seasons occurred in: 1973-74 (15-0), 1985-86 (15-0), 2006-07 (18-0) and 2007-08 (17-0).
- Notre Dame is the only BIG EAST team that did not lose at home in 2010-11.
- Over the course of the last five seasons, Notre Dame is the only school nationally to go undefeated at home in three seasons (Duke and Kansas have done it twice), while its 95-7 record at home for a .931 winning percentage is the fourth best among NCAA Division I schools. The Irish also own the best record among all BIG EAST teams in regular-season conference home games over the same time span with a sterling 42-6 record for an .875 winning percentage.

## BIG EAST Home Records in League Play Since the Beginning of 2006-07 Season (six seasons)

(as of games played on Jan. 27)

	Team	Wins	Losses	Percentage
1.	<b>NOTRE DAME</b>	<b>42</b>	<b>6</b>	<b>87.50</b>
2.	Louisville	40	8	83.33
3.	Pittsburgh	39	9	81.25
4.	West Virginia	38	10	79.17
5.	Marquette	37	12	75.51
6.	Syracuse	36	12	75.00
7.	Connecticut	35	12	74.47
8.	Georgetown	34	14	70.83
9.	Villanova	32	16	66.67
10.	St. John's	26	23	53.06
11.	Seton Hall	25	23	52.08
	Cincinnati	25	23	52.08
13.	Providence	23	25	47.92
14.	USF	19	29	39.58
15.	Rutgers	14	34	29.17
16.	DePaul	12	36	25.00

## IRISH ENJOYING SUCCESSFUL RUN IN LEAGUE PLAY

BIG EAST Records Since the Beginning of 2006-07 Season (six seasons)

(as of games played on Jan. 27)

	Overall				BIG EAST (regular season)				
	Wins	Losses	Percentage		Wins	Losses	Percentage		
1.	Pittsburgh	152	47	.764	1.	Louisville	69	27	.719
2.	Syracuse	151	49	.755	2.	Pittsburgh	66	30	.688
3.	Louisville	143	53	.730	3.	Syracuse	65	32	.670
4.	Georgetown	134	53	.717	4.	<b>NOTRE DAME</b>	<b>62</b>	<b>34</b>	<b>.646</b>
5.	West Virginia	143	57	.715	5.	Georgetown	61	35	.635
6.	Connecticut	136	58	.701	6.	West Virginia	59	37	.615
7.	<b>NOTRE DAME</b>	<b>133</b>	<b>58</b>	<b>.696</b>		Marquette	59	37	.615
8.	Marquette	135	60	.692	8.	Villanova	56	41	.577
9.	Villanova	130	63	.674	9.	Connecticut	54	41	.568
10.	Cincinnati	102	83	.551	10.	Cincinnati	41	55	.427
11.	Seton Hall	94	82	.534	11.	St. John's	39	58	.402
12.	Providence	91	88	.508	12.	Seton Hall	38	58	.396
13.	St. John's	90	91	.497	13.	Providence	33	63	.344
14.	USF	75	104	.419	14.	USF	27	69	.281
15.	Rutgers	73	104	.412	15.	Rutgers	21	75	.219
16.	DePaul	66	113	.369	16.	DePaul	19	77	.198

## Last Notre Dame Win/Loss Versus Ranked Opponent in Associated Press Poll

	<b>Date</b>	<b>Opponent (Location)</b>	<b>Score</b>				
<b>Win vs. #1</b>	<b>1-21-12</b>	<b>Syracuse (H)</b>	<b>67-58</b>	Win vs. #20	1-15-98	West Virginia (A)	74-72
Loss vs. #1	11-26-08	(8) North Carolina (LC)!	87-102	Loss vs. #20	1-12-09	(12) Louisville (A)	73-87
Win vs. #2	1-24-11	(15) Pittsburgh (A)	56-51	Win vs. #21	1-9-07	(22) West Virginia (H)	61-58
Loss vs. #2	2-28-09	Connecticut (A)	65-72	<b>Loss vs. #21</b>	<b>11-21-11</b>	<b>Missouri (KC)</b>	<b>58-87</b>
Win vs. #3	3-3-90	Missouri (H)	98-67	<b>Win vs. #22</b>	<b>12-27-11</b>	<b>Pittsburgh (H)</b>	<b>72-59</b>
Loss vs. #3	1-27-10	Villanova (A)	90-72	Loss vs. #22	3-16-07	Winthrop (SA)\$	64-74
Win vs. #4	12-7-06	Alabama (H)	99-85	Win vs. #23	12-3-06	Maryland (VC)@	81-74
Loss vs. #4	2-7-04	Pittsburgh (H)	58-66	Loss vs. #23	3-8-06	Georgetown (MSG)*	63-67
Win vs. #5	2-12-09	Louisville (H)	90-57	Win vs. #24	NA		
Loss vs. #5	1-1-11	(15) Syracuse (A)	58-70	Loss vs. #24	3-5-05	Pittsburgh (H)	77-85
Win vs. #6	11-25-08	(8) Texas (LC)!	81-80	Win vs. #25	3-10-11	(4) Cincinnati (MSG)*	89-51
Loss vs. #6	1-6-03	(5) Pittsburgh (A)	55-72	Loss vs. #25	3-13-08	Marquette (MSG)*	79-89
Win vs. #7	2-2-82	San Francisco (H)	75-66	<i>Event/Location Notes</i>			
Loss vs. #7	3-12-10	West Virginia (MSG)*	51-53	\$ - NCAA Tournament			
Win vs. #8	1-4-11	(14) Connecticut (H)	73-70	* - BIG EAST Tournament			
Loss vs. #8	1-17-09	(12) Syracuse (A)	74-93	! - Maui Invitational			
Win vs. #9	12-29-10	(15) Georgetown (H)	69-55	^ - SEC/BIG EAST Invitational			
Loss vs. #9	3-9-07	(20) Georgetown (MSG)*	82-84	@ - BB&T Classic			
Win vs. #10	2-21-01	(18) Boston College (H)	76-75	(H) - Home			
Loss vs. #10	1-2-10	Connecticut (A)	70-82	(A) - Away			
<b>Win vs. #11</b>	<b>1-7-12</b>	<b>Louisville (A) (2ot)</b>	<b>67-65</b>	(LC) - Lahaina Civic Center (Maui)			
Loss vs. #11	3-2-09	Villanova (H)	60-77	(MCI) - MCI Center (Washington, D.C.)			
Win vs. #12	2-24-10	Pittsburgh (H)	68-53	(MSG) - Madison Square Garden (New York, N.Y.)			
Loss vs. #12	3-4-03	Syracuse (A)	88-92	(KC) - Kansas City, Mo.			
Win vs. #13	12-2-02	Marquette (H)	92-71	(D) - Dayton, Ohio			
Loss vs. #13	2-28-08	(17) Louisville (A)	85-90	(BFC) - Big Four Classic (Indianapolis, Ind.)			
Win vs. #14	12-5-87	Louisville (BFC)	69-54	(FH) - Freedom Hall (Louisville, Ky.)			
Loss vs. #14	3-11-11	(4) Louisville (MSG)* (ot)	77-83	(PC) - Pepsi Center (Denver, Colo.)			
Win vs. #15	1-21-98	Syracuse (H)	83-63	(SA) - Spokane Arena (Spokane, Wash.)			
Loss vs. #15	2-7-09	UCLA (A)	63-89	(VC) - Verizon Center (Washington, D.C.)			
Win vs. #16	3-5-11	(8) Connecticut (A)	70-67	(CC) - Crossroads Classic (Indianapolis, Ind.)			
Loss vs. #16	1-18-03	(10) Kentucky (A)	73-88	<i>Note - Number before opponent indicates Notre Dame's AP ranking at the time of the game</i>			
Win vs. #17	3-7-70	(15) Ohio U. (D)\$	112-82	<b>Bold italics</b> indicates result from this season			
<b>Loss vs. #17</b>	<b>1-14-12</b>	<b>Connecticut (H)</b>	<b>53-67</b>				
Win vs. #18	1-26-08	Villanova (A)	90-80				
<b>Loss vs. #18</b>	<b>12-17-11</b>	<b>Indiana (CC)</b>	<b>58-69</b>				
Win vs. #19	2-28-11	(8) Villanova (H)	93-72				
<b>Loss vs. #19</b>	<b>11-30-11</b>	<b>Gonzaga (A)</b>	<b>53-73</b>				

# THE MIKE BREY FILE

2011 AP, Basketball Times & Henry Iba Coach of the Year

2007, 2008 & 2011 BIG EAST Coach of the Year

Third Longest Tenured Coach in BIG EAST

Record at Notre Dame: 251-128 (.662)

Overall Record: 350-180 (.660)

## WHAT HIS TEAMS HAVE DONE:

9 NCAA Tournament Appearances

14 Total Postseason Appearances (5 NIT)

3 BIG EAST Players of the Year

(Troy Murphy '01 / Luke Harangody '08 / Ben Hansbrough '11)

10 First-Team All-BIG EAST Honorees



## IRISH UNDER MIKE BREY:

### IN OVERTIME GAMES: 8-8

at Georgetown (2/9/02)	W	116-111 (4 OT)
at Boston College (1/25/03)	W	101-96
vs. Georgetown (2/1/03)	W	93-92 (2OT)
at Pittsburgh (1/4/06)	L	97-100 (2OT)
vs. Georgetown (1/24/06)	L	82-85 (2OT)
at Louisville (2/4/06)	L	86-89
at Connecticut (2/21/06)	L	74-75
at Michigan (3/20/06)	L	84-87 (2OT)
vs. Providence (1/31/08)	W	81-74
at Louisville (1/12/09)	L	73-87
at Louisville (2/17/10)	L	89-91 (2OT)
at Marquette (3/6/10)	W	63-60
vs. Georgia (11/25/10)	W	89-83 (2OT)
vs. Louisville (2/9/11)	W	89-79
vs. Louisville (3/11/11)	L	77-83
at Louisville (1/7/12)	W	67-65 (2OT)

### IN GAMES DECIDED BY...

1 point.....	12-11
2 points.....	7-11
3 points.....	16-16
4 points.....	4-7
5 points.....	7-7
6 points.....	12-6
7 points.....	17-9
8 points.....	6-10
9 points.....	9-4
10 points.....	13-6
11-15 points.....	52-26
16-20 points.....	28-11
21-30 points.....	31-4
31-40 points.....	26-0
41-50 points.....	11-0
50+points.....	0-0
<b>Total.....</b>	<b>251-128</b>

### ON THE ROAD....

	Away	Neutral	Overall
2011-12	2-3	0-4	2-7
2010-11	5-4	5-3	10-7
2009-10	3-6	3-3	6-9
2008-09	3-8	3-4	6-12
2007-08	5-4	3-4	8-8
2006-07	3-5	3-3	6-8
2005-06	4-7	0-2	4-9
2004-05	4-6	0-1	4-7
2003-04	6-5	2-1	8-6
2002-03	4-5	6-3	10-8
2001-02	8-4	5-3	13-7
2000-01	6-4	2-2	8-6
<b>Totals</b>	<b>53-61</b>	<b>32-33</b>	<b>85-94</b>
	<b>(.465)</b>	<b>(.492)</b>	<b>(.475)</b>

### VS. RANKED OPPONENTS:

2011-12 .....	3-4
2010-11 .....	8-3
2009-10 .....	4-4
2008-09 .....	3-9
2007-08 .....	2-6
2006-07 .....	4-2
2005-06 .....	1-7
2004-05 .....	2-5
2003-04 .....	2-8
2002-03 .....	5-6
2001-02 .....	3-6
2000-01 .....	4-3
<b>Totals.....</b>	<b>41-63</b>
	<b>(.394)</b>

## NOTRE DAME SEASON-BY-SEASON UNDER BREY:

	Overall	BIG EAST (regular season)
2000-01	20-10	11-5 (1st place-West Division)
2001-02	22-11	10-6 (2nd place-West Division)
2002-03	24-10	10-6 (t-3rd place-West Division)
2003-04	19-13	9-7 (7th place)
2004-05	17-12	9-7 (6th place)
2005-06	16-14	6-10 (t-11th place)
2006-07	24-8	11-5 (4th place)
2007-08	25-8	14-4 (t-2nd place)
2008-09	21-15	8-10 (t-9th place)
2009-10	23-12	10-8 (t-7th place)
2010-11	27-7	14-4 (2nd place)
2011-12	13-8	5-3
	<b>251-128 (.662)</b>	<b>117-75 (.609)</b>

## MIKE BREY IN THE BIG EAST RANKINGS:

### BIG EAST Coaching Percentage

#### Regular Season and BIG EAST Tournament

	W-L	Pct.	Yrs.	Tour.	Pct.
1. <b>Jamie Dixon, Pittsburgh</b>	<b>110-52</b>	<b>.679</b>	<b>9</b>	<b>11-7</b>	<b>.611</b>
2. John Thompson, Georgetown	231-123	.653	20	33-13	.717
3. <b>Jim Boheim, Syracuse</b>	<b>392-212</b>	<b>.649</b>	<b>33</b>	<b>46-27</b>	<b>.630</b>
4. <b>Jim Calhoun, Connecticut</b>	<b>307-175</b>	<b>.637</b>	<b>26</b>	<b>33-18</b>	<b>.647</b>
5. Lou Carnesecca, St. John's	139-80	.635	13	12-11	.522
6. <b>Bob Huggins, West Virginia</b>	<b>57-33</b>	<b>.633</b>	<b>5</b>	<b>7-3</b>	<b>.700</b>
7. <b>Rick Pitino, Providence/Louisville</b>	<b>99-59</b>	<b>.627</b>	<b>9</b>	<b>7-7</b>	<b>.500</b>
8. <b>John Thompson III, Georgetown</b>	<b>90-55</b>	<b>.621</b>	<b>8</b>	<b>11-6</b>	<b>.647</b>
9. <b>Buzz Williams, Marquette</b>	<b>43-27</b>	<b>.614</b>	<b>4</b>	<b>5-3</b>	<b>.625</b>
10. Mike Jarvis, St. John's	57-36	.613	5	7-4	.636
11. Tom Crean, Marquette	34-22	.607	3	3-3	.500
12. Ben Howland, Pittsburgh	43-29	.597	4	8-3	.727
13. <b>Mike Brey, Notre Dame</b>	<b>124-86</b>	<b>.590</b>	<b>12</b>	<b>7-11</b>	<b>.388</b>
14. <b>Jay Wright, Villanova</b>	<b>110-85</b>	<b>.564</b>	<b>11</b>	<b>8-10</b>	<b>.444</b>
15. Steve Lavin, St. John's	16-13	.552	2	1-1	.500

### BIG EAST Coaching Wins

#### Regular Season and BIG EAST Tournament

	W-L	Pct.	Yrs.	Tour.	Pct.
1. <b>Jim Boheim, Syracuse</b>	<b>392-212</b>	<b>.649</b>	<b>33</b>	<b>46-27</b>	<b>.630</b>
2. <b>Jim Calhoun, Connecticut</b>	<b>307-175</b>	<b>.637</b>	<b>26</b>	<b>33-18</b>	<b>.647</b>
3. John Thompson, Georgetown	231-123	.653	20	33-13	.717
4. Lou Carnesecca, St. John's	139-80	.635	13	12-11	.522
5. <b>Mike Brey, Notre Dame</b>	<b>124-86</b>	<b>.590</b>	<b>12</b>	<b>7-11</b>	<b>.388</b>
6. Rollie Massimino, Villanova	123-92	.572	12	13-12	.520
7. <b>Jay Wright, Villanova</b>	<b>110-85</b>	<b>.564</b>	<b>11</b>	<b>8-10</b>	<b>.444</b>
8. <b>Jamie Dixon, Pittsburgh</b>	<b>110-52</b>	<b>.679</b>	<b>9</b>	<b>11-7</b>	<b>.611</b>
9. <b>Rick Pitino, Providence/Louisville</b>	<b>99-59</b>	<b>.627</b>	<b>9</b>	<b>7-7</b>	<b>.500</b>
10. Steve Lappas, Villanova	97-79	.551	9	10-8	.556

Bold indicates active BIG EAST head coach

## Notre Dame Highs and Lows Under Mike Brey

### Notre Dame – Team Game Highs (1st Half)

Points ..... 62 vs. Loyola-Chicago (11/22/00)  
 ..... 62 vs. Georgia Southern (11/12/10)\*  
 Field Goals Made ..... 24 vs. IPFW (11/10/06)\*  
 ..... 24 vs. Syracuse (1/30/07)  
 Field Goals Attempted ..... 43 vs. New Hampshire (11/16/01)\*  
 ..... 43 vs. Syracuse (1/30/07)  
 Field Goal Percentage ..... 75.0% (18-24) vs. West Virginia (1/9/10)\*  
 3 PT Field Goals Made ..... 14 vs. South Dakota (12/2/08)\*  
 3 PT Field Goals Attempted ..... 23 vs. South Dakota (12/2/08)\*  
 3 PT Field Goals Percentage ..85.7% (6-7) vs. West Virginia (1/9/10)\*  
 Free Throws Made ..... 18 vs. Liberty (11/22/09)\*  
 ..... 18 vs. Maine (11/22/10)\*  
 Free Throws Attempted ..... 24 vs. Liberty (11/22/09)\*  
 Free Throw Percentage..... 100.0% on 20 occasions  
 Total Rebounds..... 32 vs. Chicago State (11/17/10)\*  
 Offensive Rebounds ..... 15 vs. Savannah State (12/22/08)\*  
 Defensive Rebounds..... 24 vs. Northern Illinois (12/8/07)\*  
 Assists..... 19 vs. Canisius (12/19/00)\*  
 Steals..... 12 vs. New Hampshire (11/16/01)\*  
 Blocked Shots..... 13 vs. Belmont (11/17/02)\*  
 Turnovers..... 14 vs. Monmouth (11/16/07)  
 ..... 14 vs. St. John's (1/16/11)  
 Fouls..... 13 vs. St. John's (1/16/11)

### Notre Dame – Team Game Highs (2nd Half)

Points ..... 68 vs. Georgetown (4OT) (2/9/02)  
 Field Goals Made ..... 24 vs. Pittsburgh (1/4/06)  
 Field Goals Attempted ..... 63 vs. Georgetown (4OT) (2/9/02)  
 Field Goal Percentage..... 72.0% vs. Lafayette (11/14/06)  
 ..... 72.0% (18-25) vs. Pittsburgh (12/27/11)  
 3 PT Field Goals Made ..... 11 vs. St. John's (3/6/04)  
 ..... 11 vs. North Carolina (11/26/08)  
 3 PT Field Goals Attempted ..... 24 vs. Pittsburgh (1/4/06)  
 3 PT Field Goals Percentage . 75.0% (6-8) vs. Connecticut (2/21/05)  
 Free Throws Made ..... 27 vs. Seton Hall (2/18/06)  
 Free Throws Attempted ..... 32 vs. California (11/26/10)  
 Free Throw Percentage..... 100.0% on seven occasions  
 Total Rebounds..... 34 vs. Seton Hall (1/8/01)  
 Offensive Rebounds ..... 15 vs. Army (12/19/04)\*  
 Defensive Rebounds..... 25 vs. Sacred Heart (11/18/00)\*  
 Assists..... 16 vs. Army (12/19/04)\*  
 ..... 16 vs. Maine (11/22/10)\*  
 Steals..... 14 vs. New Hampshire (11/16/01)\*  
 Blocked Shots..... 6 on three occasions  
 Turnovers..... 13 vs. Niagara (12/21/05)\*  
 ..... 13 vs. Marquette (1/12/08)  
 Fouls..... 26 vs. Pittsburgh (1/4/06)

### Notre Dame – Team Game Highs (Total)

Points ..... 116 vs. Georgetown (4OT) (2/9/02)  
 Field Goals Made ..... 42 vs. Canisius (12/19/00)\*  
 Field Goals Attempted ..... 94 vs. Georgetown (4OT) (2/9/02)  
 Field Goal Percentage..... 66.7% (34-51) vs. Pittsburgh (1/30/02)\*  
 3 PT Field Goals Made ..... 20 vs. Villanova (2/28/11)\*#  
 3 PT Field Goals Attempted ..... 44 vs. Canisius (12/22/00)  
 3 PT Field Goals Percentage ..... 72.7% (16-22) vs. Loyola Chicago  
 (11/22/00)\*#  
 Free Throws Made ..... 33 vs. Seton Hall (2/18/06)  
 Free Throws Attempted ..... 45 vs. Columbia (12/23/05)\*  
 Free Throw Percentage..... 100% (5-5) vs. Illinois (3/22/03)  
 ..... 100% (19-19) vs. Villanova (1/8/05)\*#  
 Total Rebounds..... 64 vs. Georgetown (4OT) (2/9/02)  
 Offensive Rebounds ..... 24 vs. Seton Hall (1/8/01)  
 Defensive Rebounds..... 41 vs. Northern Illinois (12/8/07)\*  
 Assists..... 32 vs. Canisius (12/19/00)\*#  
 Steals..... 26 vs. New Hampshire (11/16/01)\*#  
 Blocked Shots..... 19 vs. Belmont (12/17/02)\*#  
 Turnovers..... 24 vs. Marquette (1/12/08)  
 Fouls..... 32 vs. Pittsburgh (1/4/06)

### Notre Dame – Team Game Lows (1st Half)

Points ..... 17 vs. Connecticut (3/3/10)\*  
 Field Goals Made ..... 4 vs. St. John's (1/16/11)  
 ..... 4 vs. Indiana (12/17/11)  
 Field Goals Attempted..... 14 vs. St. John's (1/16/11)  
 Field Goal Percentage..... 18.8% (6-32) vs. Connecticut (2/21/04)  
 3 PT Field Goals Made ..... 0 four occasions  
 3 PT Field Goals Attempted ..... 4 vs. St. Louis (11/28/09)  
 3 PT Field Goals Percentage ..... 0.0% on four occasions  
 Free Throws Made ..... 0 on ten occasions  
 Free Throws Attempted ..... 0 on seven occasions  
 Free Throw Percentage..... 0.0% on ten occasions  
 Total Rebounds..... 9 vs. UCF (12/6/09)\*  
 ..... 9 vs. Pittsburgh (3/11/10)  
 Offensive Rebounds ..... 0 vs. West Virginia (1/9/10)\*  
 Defensive Rebounds..... 6 vs. Louisville (2/17/10)  
 Assists..... 1 vs. Villanova (1/27/07)\*  
 Steals..... 0 on nine occasions  
 Blocked Shots..... 0 on 35 occasions  
 Turnovers..... 0 vs. DePaul (1/23/10)\*  
 Fouls..... 0 vs. Samford (12/30/04)\*

### Notre Dame – Team Game Lows (2nd Half)

Points ..... 18 vs. Pittsburgh (3/11/10)  
 Field Goals Made ..... 5 vs. West Virginia (1/9/10)\*  
 ..... 5 vs. Pittsburgh (3/11/10)  
 Field Goals Attempted..... 13 vs. Pittsburgh (3/11/10)  
 Field Goal Percentage..... 21.4% (6-28) vs. Harvard (11/19/04)\*  
 3 PT Field Goals Made ..... 0 on six occasions  
 3 PT Field Goals Attempted ..... 2 vs. Rutgers (2/6/11)\*  
 3 PT Field Goals Percentage ..... 0.0% on six occasions  
 Free Throws Made ..... 0 vs. Pittsburgh (1/12/04)  
 ..... 0 vs. Indiana (11/24/08)  
 ..... 0 vs. Old Dominion (3/18/10)  
 Free Throws Attempted ..... 0 vs. Indiana (11/24/08)  
 ..... 0 vs. Old Dominion (3/18/10)  
 Free Throw Percentage..... 0.0% on four occasions  
 Total Rebounds..... 7 vs. Rutgers (3/1/03)  
 Offensive Rebounds ..... 2 on six occasions  
 Defensive Rebounds..... 4 vs. Rutgers (3/1/03)  
 Assists..... 0 vs. Harvard (11/19/04)  
 Steals..... 0 on 13 occasions  
 Blocked Shots..... 0 on 31 occasions  
 Turnovers..... 0 vs. West Virginia (3/10/04)  
 ..... 0 vs. Cincinnati (3/10/11)  
 Fouls..... 3 on three occasions

### Notre Dame – Team Game Lows (Total)

Points ..... 41 vs. Washington State (3/22/08)  
 Field Goals Made ..... 13 on three occasions  
 Field Goals Attempted ..... 34 vs. Pittsburgh (3/11/10)  
 Field Goal Percentage .... 24.5% (13-53) vs. Washington State (3/22/08)  
 3 PT Field Goals Made ..... 1 vs. Pittsburgh (2/3/01)  
 ..... 1 vs. California (11/26/10)  
 3 PT Field Goals Attempted ..... 8 vs. Pittsburgh (2/3/01)  
 3 PT Field Goals Percentage .... 5.0% (1-20) vs. California(11/26/10)  
 Free Throws Made ..... 1 vs. Connecticut (2/28/09)  
 Free Throws Attempted ..... 3 vs. Old Dominion (3/18/10)  
 Free Throw Percentage..... 20.0% (1-5) vs. Connecticut (2/28/09)  
 Total Rebounds..... 21 vs. Rutgers (3/1/03)  
 Offensive Rebounds ..... 3 vs. DePaul (12/14/02)\*  
 ..... 3 vs. Sam Houston State (11/16/11)\*  
 Defensive Rebounds..... 14 vs. DePaul (12/11/04)\*  
 Assists..... 6 vs. Mississippi (3/18/01)  
 ..... 6 vs. Gonzaga (11/30/11)  
 Steals..... 1 on five occasions  
 Blocked Shots..... 0 on seven occasions  
 Turnovers..... 2 vs. DePaul (1/23/10)\*  
 Fouls..... 6 on three occasions

\* Indicates game played at the Purcell Pavilion, Notre Dame, Ind.

# Indicates school record

## Opponent Highs and Lows Under Mike Brey

### Opponent – Team Game Highs (1st Half)

Points	53, Arizona (3/27/03)
Field Goals Made	23, Arizona (3/27/03)
Field Goals Attempted	44, Georgetown (3/4/01)*
Field Goal Percentage	63.3% (19-30), Missouri (11/21/11)
3 PT Field Goals Made	9, Syracuse (1/11/06)*
	9, Lehigh (11/27/06)*
3 PT Field Goals Attempted	19, Syracuse (1/11/06)*
3 PT Field Goal Percentage	81.8% (9-11), Lehigh (11/26/06)*
Free Throws Made	14, Sacred Heart (11/18/00)*
Free Throws Attempted	19, Sacred Heart (11/18/00)*
Free Throw Percentage	100.0%, on 28 occasions
Total Rebounds	33, Connecticut (2/21/04)
Offensive Rebounds	16, Northern Illinois (11/24/03)*
Defensive Rebounds	21, on six occasions
Assists	15, Seton Hall (2/11/10)
Steals	9, Miami (Fla.) (2/23/02)
	9, Marquette (1/12/08)
Blocked Shots	10, Connecticut (2/21/04)
Turnovers	16, Loyola (Chicago) (11/22/00)*
Fouls	16, on four occasions

### Opponent – Team Game Highs (2nd Half)

Points	68, Georgetown (4 OT) (2/9/02)
Field Goals Made	21, Syracuse (2/24/08)*
Field Goals Attempted	49, Syracuse (2/24/08)*
Field Goal Percentage	68.2% (15-22), American (12/21/03)*
3 PT Field Goals Made	9, on three occasions
3 PT Field Goals Attempted	22, Tennessee Tech (12/17/00)*
3 PT Field Goal Percentage	100.0% (3-3), Seton Hall (2/5/03)
	100.0% (3-3), Indiana (12/17/11)
Free Throws Made	24, Pittsburgh (2 OT) (1/4/06)
Free Throws Attempted	39, Pittsburgh (2 OT) (1/4/06)
Free Throw Percentage	100.0% on 11 occasions
Total Rebounds	38, Georgetown (4 OT) (2/9/02)
Offensive Rebounds	16, Syracuse (2/24/08)*
Defensive Rebounds	27, Georgetown (4 OT) (2/9/02)
Assists	19, Pittsburgh (2 OT) (1/4/06)
Steals	9, on two occasions
Blocked Shots	11, Georgetown (4 OT) (2/9/02)
Turnovers	15, New Hampshire (11/16/01)*
Fouls	20, Seton Hall (2/18/06)
	20, Rutgers (2/6/11)

### Opponent – Team Game Highs (Total)

Points	111, Georgetown (4 OT) (2/9/02)
Field Goals Made	41, Syracuse (3/4/03)*
Field Goals Attempted	82, Syracuse (2/24/08)*
Field Goal Percentage	63.0% (29-46), American (12/21/03)*
3 PT Field Goals Made	14, Texas (12/7/02)
	14, Lehigh (11/27/06)*
3 PT Field Goals Attempted	37, West Virginia (1/9/10)*
3 PT Field Goal Percentage	73.7% (14-19), Lehigh (11/27/06)*
Free Throws Made	35, Louisville (2OT) (2/17/10)
Free Throws Attempted	46, Pittsburgh (2 OT) (1/4/06)
Free Throw Percentage (min. 8 att.)	100%, on four occasions
Total Rebounds	59, Connecticut (2/21/04)
Offensive Rebounds	27, Loyola (Chicago) (11/22/00)*
Defensive Rebounds	42, Connecticut (1/24/09)*
Assists	30, Pittsburgh (2 OT) (1/4/06)
Steals	13, Niagara (12/21/05)*
Blocked Shots	19, Connecticut (OT) (2/21/06)
Turnovers	30, New Hampshire (11/16/01)*
Fouls	31, Columbia (12/23/05)*

### Opponent – Team Game Lows (1st Half)

Points	5, California (11/26/10)
Field Goals Made	2, California (11/26/10)
Field Goals Attempted	18, Georgetown (2/27/10)
Field Goal Percentage	8.0% (2-25), California (11/26/10)
3 PT Field Goals Made	0, on 16 occasions
3 PT Field Goals Attempted	2, Georgetown (2/9/02)
3 PT Field Goal Percentage	0.0%, on 16 occasions
Free Throws Made	0, on 30 occasions
Free Throws Attempted	0, on 16 occasions
Free Throw Percentage	0.0%, on 30 occasions
Total Rebounds	7, Georgetown (2/27/10)
	7, Maine (11/22/10)*
Offensive Rebounds	0, Lafayette (11/14/06)
Defensive Rebounds	5, on three occasions
Assists	1, California (11/26/10)
Steals	0, on 15 occasions
Blocked Shots	0, on 41 occasions
Turnovers	1, on six occasions
Fouls	1, Pittsburgh (2/12/05)
	1, DePaul (12/31/08)
	1, West Virginia (3/12/10)

### Opponent – Team Game Lows (2nd Half)

Points	8, Monmouth (11/16/07)
Field Goals Made	3, Monmouth (11/16/07)
Field Goals Attempted	19, Old Dominion (3/18/10)
Field Goal Percentage	13.0% (3-23), Monmouth (11/16/07)
3 PT Field Goals Made	0, on 12 occasions
3 PT Field Goals Attempted	3, on eight occasions
3 PT Field Goal Percentage	0.0% on 12 occasions
Free Throws Made	0, on three occasions
Free Throws Attempted	1, on three occasions
Free Throw Percentage	0.0%, on three occasions
Total Rebounds	6, Marquette (3/6/10)
Offensive Rebounds	0, Kentucky (3/25/09)*
	0, Marquette (3/6/10)
Defensive Rebounds	3, Virginia Tech (2/22/03)*
	3, Marquette (1/22/11)*
Assists	1 on three occasions
Steals	0, on eight occasions
Blocked Shots	0, on 32 occasions
Turnovers	0, West Virginia (3/10/04)
	0, Pittsburgh (1/31/09)
Fouls	4, on four occasions

### Opponent – Team Game Lows (Total)

Points	33, Monmouth (11/16/07)
Field Goals Made	12, Bucknell (11/22/02)*
Field Goals Attempted	35, Rutgers (3/1/03)
Field Goal Percentage	21.1% (12-57), Bucknell (11/22/02)*
3 PT Field Goals Made	1, on seven occasions
3 PT Field Goals Attempted	7, Seton Hall (2/5/03)
	7, Indiana (12/17/11)
3 PT Field Goal Percentage	5.9% (1-17), Cincinnati (11/24/00)
Free Throws Made	0, Charleston Southern (11/26/04)*
Free Throws Attempted	0, Charleston Southern (11/26/04)*
Free Throw Percentage	0.0% (0-0), Charleston Southern (11/26/04)*
Total Rebounds	19, Winston-Salem St. (11/29/06)*
Offensive Rebounds	3, Army (12/19/04)*
	3, West Virginia (2/1/06)
Defensive Rebounds	12, Georgetown (2/27/10)
	12, Marquette (1/22/11)*
Assists	4, USF (1/10/12)*
	4, Seton Hall (1/25/12)
Steals	1, on five occasions
Blocked Shots	0, on 12 occasions
Turnovers	3, Marquette (1/26/09)*
	3, Connecticut (3/5/11)
Fouls	7, Connecticut (1/24/09)*
	7, Connecticut (2/28/09)

\* - Indicates games played at Purcell Pavilion (Notre Dame, Ind.)

## Notre Dame Highs and Lows in a BIG EAST Game

### Notre Dame – BIG EAST Team Game Highs (1st Half)

Points	61 vs. Syracuse (1/30/07)
Field Goals Made	24 vs. Syracuse (1/30/07)
Field Goals Attempted	43 vs. Syracuse (1/30/07)
Field Goal Percentage	75.0% (18-24) vs. West Virginia (1/9/10)*
3 PT Field Goals Made	11, on three occasions
3 PT Field Goals Attempted	22 vs. Pittsburgh (1/31/09)
3 PT Field Goals Percentage	85.7% (6-7) vs. West Virginia (1/9/10)*
Free Throws Made	13 vs. Seton Hall (2/11/10)
Free Throws Attempted	19 vs. Villanova (1/27/10)
Free Throw Percentage	100.0% on 13 occasions
Total Rebounds	29 vs. Connecticut (1/5/08)
Offensive Rebounds	14 vs. Providence (2/19/05)
Defensive Rebounds	23 vs. Louisville (2/12/09)*
Assists	17 vs. West Virginia (1/9/10)*
Steals	7 on four occasions
Blocked Shots	7 vs. Connecticut (2/9/04)*
	7 vs. West Virginia (1/19/05)
Turnovers	14 vs. St. John's (1/16/11)
Fouls	13 vs. St. John's (1/16/11)

### Notre Dame – BIG EAST Team Game Highs (2nd Half)

Points	68 vs. Georgetown (4OT) (2/9/02)
Field Goals Made	24 vs. Pittsburgh (1/4/06)
Field Goals Attempted	63 vs. Georgetown (4OT) (2/9/02)
Field Goal Percentage	72.0% vs. Pittsburgh (12/27/11)
3 PT Field Goals Made	11 vs. St. John's (3/6/04)
3 PT Field Goals Attempted	24 vs. Pittsburgh (1/4/06)
3 PT Field Goals Percentage	71.4% (6-8) vs. Connecticut (2/21/05)
Free Throws Made	27 vs. Seton Hall (2/18/06)
Free Throws Attempted	30 vs. Seton Hall (2/18/06)
	30 vs. Rutgers (2/6/11)*
Free Throw Percentage	100.0% on three occasions
Total Rebounds	34 vs. Seton Hall (1/8/01)
Offensive Rebounds	18 vs. Seton Hall (1/8/01)
Defensive Rebounds	27 vs. Georgetown (3/4/04)*
Assists	14 vs. Cincinnati (1/15/08)*
Steals	6 vs. Villanova (1/17/07)
Blocked Shots	5 vs. Georgetown (2/27/10)
Turnovers	13 vs. Marquette (1/12/08)
Fouls	26 vs. Pittsburgh (1/4/06)

### Notre Dame – BIG EAST Team Game Highs (Total)

Points	116 vs. Georgetown (4OT) (2/9/02)
Field Goals Made	41 vs. Georgetown (4OT) (2/9/02)
Field Goals Attempted	94 vs. Georgetown (4OT) (2/9/02)
Field Goal Percentage	66.7% (34-51) vs. Pittsburgh (1/30/02)*
3 PT Field Goals Made	20 vs. Villanova (2/28/11)*#
3 PT Field Goals Attempted	36 vs. Pittsburgh (1/4/06)
3 PT Field Goals Percentage	62.5% (20-32) vs. Villanova (2/28/11)*
Free Throws Made	34 vs. Cincinnati (1/15/08)*
Free Throws Attempted	42 vs. Cincinnati (1/15/08)*
Free Throw Percentage	100.0% (19-19) vs. Villanova (1/14/03)*#
Total Rebounds	64 vs. Georgetown (4OT) (2/9/02)
Offensive Rebounds	24 vs. Seton Hall (1/8/01)
Defensive Rebounds	35 vs. Louisville (2/12/09)*
Assists	25 vs. Cincinnati (2/4/10)*
Steals	10 on six occasions
Blocked Shots	9 vs. Connecticut (2/9/04)*
Turnovers	26 vs. Pittsburgh (2/8/00)
Fouls	32 vs. Pittsburgh (1/4/06)

\*Indicates game played at the Purcell Pavilion, Notre Dame, Ind.

#Indicates school record

### Notre Dame – BIG EAST Team Game Lows (1st Half)

Points	17 vs. Connecticut (3/3/10)*
Field Goals Made	4 vs. St. John's (1/16/11)
Field Goals Attempted	14 vs. St. John's (1/16/11)
Field Goal Percentage	18.8% (6-32) vs. Connecticut (2/21/04)
3 PT Field Goals Made	0 vs. West Virginia (1/7/04)
	0 vs. Connecticut (1/12/99)
3 PT Field Goals Attempted	5 on three occasions
3 PT Field Goals Percentage	8.3% (1-12) vs. Providence (1/21/03)
Free Throws Made	0 on nine occasions
Free Throws Attempted	0 on seven occasions
Free Throw Percentage	0.0% on nine occasions
Total Rebounds	9 vs. Pittsburgh (3/11/10)
Offensive Rebounds	0 on four occasions
Defensive Rebounds	6 vs. Louisville (2/17/10)
Assists	1 vs. Villanova (1/27/07)*
Steals	0 on eight occasions
Blocked Shots	0 on 20 occasions
Turnovers	0 vs. DePaul (1/23/10)*
Fouls	2 on three occasions

### Notre Dame – BIG EAST Team Game Lows (2nd Half)

Points	18 vs. Pittsburgh (3/11/10)
Field Goals Made	5 vs. West Virginia (1/9/10)*
	5 vs. Pittsburgh (3/11/10)*
Field Goals Attempted	13 vs. Pittsburgh (3/11/10)*
Field Goal Percentage	26.3% (5-19) vs. West Virginia (1/9/10)*
3 PT Field Goals Made	0 on four occasions
3 PT Field Goals Attempted	2 vs. Rutgers (2/6/11)*
3 PT Field Goals Percentage	0.0% on four occasions
Free Throws Made	0 vs. Pittsburgh (1/12/04)
Free Throws Attempted	2 on four occasions
Free Throw Percentage	0.0% (0-2) vs. Pittsburgh (1/12/04)
Total Rebounds	7 vs. Rutgers (3/1/03)
Offensive Rebounds	2 vs. Connecticut (3/3/10)*
	2 vs. St. John's (1/8/11)*
Defensive Rebounds	4 vs. Rutgers (3/1/03)
Assists	2 on three occasions
Steals	0 on 11 occasions
Blocked Shots	0 on 20 occasions
Turnovers	0 vs. West Virginia (3/10/04)
	0 vs. Cincinnati (3/10/11)
Fouls	3 vs. West Virginia (1/7/04)*
	3 vs. Pittsburgh (2/24/10)*

### Notre Dame – BIG EAST Team Game Lows (Total)

Points	48 vs. Georgetown (1/6/07)
Field Goals Made	13 vs. Rutgers (3/1/03)
	13 vs. Seton Hall (1/25/12)
Field Goals Attempted	34 vs. Pittsburgh (3/11/10)
Field Goal Percentage	29.7% (19-64) vs. Connecticut (2/21/04)
3 PT Field Goals Made	0 vs. Connecticut (1/12/99)
3 PT Field Goals Attempted	6 vs. Seton Hall (2/6/99)
3 PT Field Goals Percentage	10.5% vs. Rutgers (2/14/02)
Free Throws Made	1 vs. Connecticut (2/28/09)
Free Throws Attempted	4 vs. Pittsburgh (3/8/01)
	4 vs. Connecticut (1/24/09)*
Free Throw Percentage	20.0% (1-5) vs. Connecticut (2/28/09)
Total Rebounds	21 vs. Rutgers (3/1/03)
Offensive Rebounds	4 on three occasions
Defensive Rebounds	16 vs. Pittsburgh (1/24/11)
	16 vs. Connecticut (1/14/12)*
Assists	7 vs. Rutgers (3/1/03)
	7 vs. Pittsburgh (3/8/01)
Steals	1 vs. Marquette (1/26/09)*
	1 vs. Cincinnati (2/4/09)
Blocked Shots	0 on three occasions
Turnovers	2 vs. DePaul (1/23/10)*
Fouls	6 vs. West Virginia (1/7/04)*

\*Indicates game played at the Purcell Pavilion, Notre Dame, Ind.

#Indicates school record

## Opponent Highs and Lows in a BIG EAST Game

### Opponent – BIG EAST Team Game High (1st Half)

Points ..... 54, Connecticut (1/12/99)  
Field Goals Made ..... 22, Syracuse (3/4/03)\*  
Field Goals Attempted ..... 44, Georgetown (3/4/01)\*  
Field Goal Percentage ..... 65.2% (15-23), Providence (2/21/96)\*  
3 PT Field Goals Made ..... 9 on three occasions  
3 PT Field Goals Attempted ..... 19, West Virginia (2/2/00)\*  
..... 19, Syracuse (1/11/06)\*  
3 PT Field Goals Percentage .... 100.0% (5-5), Connecticut (2/8/97)\*  
Free Throws Made ..... 21, Connecticut (1/12/99)  
Free Throws Attempted ..... 23, Connecticut (1/12/99)  
Free Throw Percentage ..... 100.0% on 13 occasions  
Total Rebounds ..... 33, Connecticut (2/21/04)  
Offensive Rebounds ..... 14, Georgetown (3/8/03)  
Defensive Rebounds ..... 21, on three occasions  
Assists ..... 15, Seton Hall (2/11/10)  
Steals ..... 9, Marquette (1/12/08)  
Blocked Shots ..... 10, Connecticut (2/21/04)  
Turnovers ..... 14, Pittsburgh (1/6/03)  
Fouls ..... 15, Villanova (1/27/10)

### Opponent – BIG EAST Team Game High (2nd Half)

Points ..... 68, Georgetown (4OT) (2/9/02)  
Field Goals Made ..... 23, Georgetown (4OT) (2/9/02)  
Field Goals Attempted ..... 60, Georgetown (4OT) (2/9/02)  
Field Goal Percentage ..... 66.7% (20-30), Pittsburgh (3/5/05)\*  
3 PT Field Goals Made ..... 9, on three occasions  
3 PT Field Goals Attempted ..... 20, Miami (2/23/02)  
3 PT Field Goals Percentage ... 83.3% (5-6), Boston College (3/1/97)  
Free Throws Made ..... 24, Pittsburgh (1/4/06)  
Free Throws Attempted ..... 39, Pittsburgh (1/4/06)  
Free Throw Percentage ..... 100.0% on four occasions  
Total Rebounds ..... 31, Syracuse (2/24/08)\*  
Offensive Rebounds ..... 16, Syracuse (2/24/08)\*  
Defensive Rebounds ..... 26, Connecticut (2/21/04)  
Assists ..... 19, Pittsburgh (1/4/06)  
Steals ..... 8, Marquette (1/12/08)  
Blocked Shots ..... 11, Georgetown (4 OT) (2/9/02)  
Turnovers ..... 10, Rutgers (1/31/04)  
Fouls ..... 20, Seton Hall (2/18/06)  
..... 20, Rutgers (2/6/11)\*

### Opponent – BIG EAST Team Game High (Total)

Points ..... 111, Georgetown (2/9/02)  
Field Goals Made ..... 41, Syracuse (3/4/03)\*  
Field Goals Attempted ..... 87, Georgetown (1/7/97)  
Field Goal Percentage ..... 56.5% (34-60), Syracuse (1/17/04)\*  
3 PT Field Goals Made ..... 14, Syracuse (1/16/00)  
3 PT Field Goals Attempted ..... 37, West Virginia (1/9/10)\*  
3 PT Field Goals Percentage ..... 71.4% (5-7), Seton Hall (2/5/03)  
Free Throws Made ..... 35, Louisville (2OT) (2/10/10)  
Free Throws Attempted ..... 46, Pittsburgh (1/4/06)  
Free Throw Percentage ..... 100% (11-11), Connecticut (3/5/11)\*  
Total Rebounds ..... 59, Connecticut (2/21/04)  
Offensive Rebounds ..... 32, Georgetown (1/7/97)  
Defensive Rebounds ..... 42, Connecticut (1/24/09)\*  
Assists ..... 30, Pittsburgh (1/4/06)  
Steals ..... 24, Georgetown (2/10/99)\*  
Blocked Shots ..... 19, Connecticut (OT) (2/21/06)  
Turnovers ..... 23, Villanova (1/6/02)\*  
Fouls ..... 33, West Virginia (2/11/97)\*

### Opponent – BIG EAST Team Game Lows (1st Half)

Points ..... 16, Georgetown (3/4/04)\*  
Field Goals Made ..... 6 on three occasions  
Field Goals Attempted ..... 18, Georgetown (2/27/10)  
Field Goal Percentage ..... 20.0% (6-30), USF (2/12/11)  
3 PT Field Goals Made ..... 0 on 12 occasions  
3 PT Field Goals Attempted ..... 2, Georgetown (2/1/03)\*  
3 PT Field Goals Percentage ..... 0.0% on 12 occasions  
Free Throws Made ..... 0 on 10 occasions  
Free Throws Attempted ..... 0, on five occasions  
Free Throw Percentage ..... 0.0% on 10 occasions  
Total Rebounds ..... 7, Georgetown (2/27/10)  
Offensive Rebounds ..... 0, Virginia Tech (1/20/04)  
Defensive Rebounds ..... 5, Pittsburgh (2/24/10)\*  
Assists ..... 2 on three occasions  
Steals ..... 0 on seven occasions  
Blocked Shots ..... 0 on 15 occasions  
Turnovers ..... 1 on five occasions\*  
Fouls ..... 1, DePaul (12/31/08)  
..... 1, West Virginia (3/12/10)

### Opponent – BIG EAST Team Game Lows (2nd Half)

Points ..... 16, Pittsburgh (3/11/10)\*  
Field Goals Made ..... 5, West Virginia (1/9/02)  
Field Goals Attempted ..... 17, Boston College (1/9/96)  
Field Goal Percentage ..... 22.7%, West Virginia (1/9/02)  
3 PT Field Goals Made ..... 0, on three occasions  
3 PT Field Goals Attempted ..... 2, Connecticut (2/28/09)  
3 PT Field Goals Percentage ..... 0.0%, on three occasions  
Free Throws Made ..... 0, on four occasions  
Free Throws Attempted ..... 0, Pittsburgh (1/29/97)  
..... 0, St. John's (1/23/07)  
Free Throw Percentage ..... 0.0% on four occasions  
Total Rebounds ..... 6, Marquette (3/6/10)  
Offensive Rebounds ..... 0, Marquette (3/6/10)  
Defensive Rebounds ..... 3, Virginia Tech (2/22/03)\*  
..... 3, Marquette (1/22/11)\*  
Assists ..... 1, Pittsburgh (3/11/10)  
..... 1, Seton Hall (1/25/12)  
Steals ..... 0, on six occasions  
Blocked Shots ..... 0, on 15 occasions  
Turnovers ..... 0, West Virginia (3/10/04)  
..... 0, Pittsburgh (1/31/09)  
Fouls ..... 2, Connecticut (2/21/05)

### Opponent – BIG EAST Team Game Lows (Total)

Points ..... 42, Seton Hall (1/25/12)  
Field Goals Made ..... 15, Seton Hall (1/25/12)  
Field Goals Attempted ..... 40, Syracuse (2/5/05)  
Field Goal Percentage ..... 26.3% (15-57), Seton Hall (1/25/12)  
3 PT Field Goals Made ..... 1 on four occasions  
3 PT Field Goals Attempted ..... 7, Seton Hall (2/5/03)  
3 PT Field Goals Percentage ... 7.1% (1-14), Pittsburgh (12/27/11)\*  
Free Throws Made ..... 1, DePaul (2/2/08)\*  
..... 1, Rutgers (2/25/09)\*  
Free Throws Attempted ..... 3, Connecticut (2/12/00)\*  
..... 3, DePaul (2/2/08)\*  
Free Throw Percentage ..... 20.0% (1-5), Rutgers (2/25/09)\*  
Total Rebounds ..... 20, Georgetown (2/27/10)  
Offensive Rebounds ..... 4, West Virginia (2/18/03)  
Defensive Rebounds ..... 12, Georgetown (2/27/10)  
..... 12, Marquette (1/22/11)  
Assists ..... 4, USF (1/10/12)\*  
..... 4, Seton Hall (1/25/12)  
Steals ..... 1, Connecticut (3/11/04)  
Blocked Shots ..... 0 on four occasions  
Turnovers ..... 3, Marquette (1/26/09)\*  
..... 3, Connecticut (3/5/11)  
Fouls ..... 7, Connecticut (1/24/09)\*  
..... 7, Connecticut (2/28/09)

\* Indicates game played at the Purcell Pavilion, Notre Dame, Ind.

## The Last Time ...

### Notre Dame recorded a ...

30-Point win..... was on 12/19/11 - ND 106, Sacred Heart 65 (41 points)\*  
 40-Point win..... was on 12/19/11 - ND 106, Sacred Heart 65 (41 points)\*  
 50-Point win..... was on 12/28/06 - ND 101, Rider 51 (50 points)  
 30-Point loss..... was on 1/7/99 - ND 62, Villanova 93 (31 points)\*

### Notre Dame shot ...

60% on FGs ..... was on 12/19/11 - 61.4% (35-57) vs. Sacred Heart (ND 106 - Sacred Heart 65)\*  
 65% on FGs ..... was on 1/30/02 - 66.7% (34-51) vs. Pittsburgh (ND 89 - Pittsburgh 76)\*  
 90% on FTs ..... was on 12/10/11 - 93.3% (14-15) vs. Dartmouth (ND 65 - Dartmouth 47)\*

### Notre Dame ...

Won 10 games in a row..... was from 11/24/07 thru 1/5/08 (10 straight)  
 Won 15 games in a row..... was from 12/31/53 thru 3/9/54 (18 straight)  
 Won 20 games in a row..... never  
 Lost 5 games in a row..... was from 1/12/09 thru 2/7/09 (7 straight)  
 Scored 100 points..... was on 12/19/11 (ND 106 - Sacred Heart 65)\*  
     - Scored 100 points on the road ..... was on 2/21/09 (ND 103 - Providence 84)  
     - Scored 100 points at a neutral site..... was on 3/12/78 (ND 100 - Houston 77) (NCAA First Round, Tulsa, OK)  
     - Scored 100 points and lost..... was on 3/20/71 (ND 106 - Houston 119) (NCAA Regional Semi-finals at Wichita, KS)  
 Allowed 100 points ..... was on 11/26/08 vs. North Carolina (ND 87 - North Carolina 102)  
 Scored less than 50 points ..... was on 3/22/08 vs. Washington State (ND 41 - Washington State 61)  
 Allowed less than 50 points ..... was on 1/25/12 vs. Seton Hall (ND 55 - Seton Hall 42)  
 Played an Overtime Game..... was on 1/7/12 (2OT) vs. Louisville (ND 67 - Louisville 65)  
     - Played in a Multi-Overtime Game..... was on 1/7/12 (2OT) vs. Louisville (ND 67 - Louisville 65)  
 Won on a "last second" shot ..... was on 3/19/09 vs. New Mexico (ND 70 - New Mexico 68 - Tory Jackson layup at 00:02)\*  
 Had 5 double figure scorers. was on 12/19/11 vs. Sacred Heart (ND 106 - Sacred Heart 65) Jack Cooley 19, Jerian Grant 15, Eric Atkins 13, Alex Dragicevich 12, Joey Brooks 12\*  
 Had 6 double figure scorers..... was on 2/12/11 vs. USF (ND 78 - USF 55) Jack Cooley 18, Carleton Scott 13, Ben Hansbrough 12, Tim Abromaitis 12, Ty Nash 10, Scott Martin 10  
 Had 7 double figure scorers ..... never  
 Had two double-figure rebounders ..... was on 1/7/12 vs. Louisville (2OT) (ND 67 - Louisville 65) Scott Martin 12, Jack Cooley 10  
 Had two players with double-doubles ..... was on 1/7/12 vs. Louisville (2OT) (ND 67 - Louisville 65) Jack Cooley (18 pts, 10 rebs), Scott Martin (11 pts, 12 rebs.)  
 Had three players with double-doubles ..was on 11/17/10 vs. Chicago State (ND 102 - Chicago State 62) Tim Abromaitis (21 pts, 10 rebs), Carleton Scott (17 pts, 11 rebs), Tyrone Nash (11 pts, 10 rebs)\*  
 Had two 30-point scorers ..... was on 2/28/11 vs. Villanova (ND 93 - Villanova 72) Ben Hansbrough - 30, Tim Abromaitis - 30\*  
 Had two 20-point scorers ..... was on 12/8/11 vs. Maine (ND 87 - Maine 78) Eric Atkins - 26, Jack Cooley - 22\*  
 Had three 20-point scorers ..... was on 3/8/07 vs. Syracuse (ND 89 - Syracuse 83) Russell Carter 24, Luke Harangody 20, Colin Falls 23  
 Made 10 three-point field goals ..... was on 11/27/11 vs. Bryant - 11-25 (44.0%) (ND 84 - Bryant 59)\*  
 Made 20 three-point field goals ..... was on 2/28/11 vs. Villanova - 20-32 (62.5%) (ND 93 - Villanova 72)\*  
 Committed 10 turnovers or less ..... was on 1/14/12 - 8 turnovers vs. Connecticut (ND 53 - Connecticut 67)\*  
 Committed 5 turnovers or less ..... was on 12/19/11 - 4 turnovers vs. Sacred Heart (ND 106 - Sacred Heart 65)\*  
 Committed 25 turnovers ..... was on 2/8/00 - 26 turnovers vs. Villanova (ND 69 - Villanova 86)  
 Forced 25 turnovers ..... was on 11/16/01 - 30 turnovers vs. New Hampshire (ND 95 - New Hampshire 53)

### An Irish player had ...

25+ points ..... was on 12/8/11 - Eric Atkins (26) vs. Maine (ND 87 - Maine 78)\*  
 30+ points ..... was on 2/28/11 - Ben Hansbrough (30), Tim Abromaitis (30) vs. Villanova (ND 93 - Villanova 72)\*  
 35+ points ..... was on 2/4/10 - Luke Harangody (37) vs. Cincinnati (ND 83 - Cincinnati 65)\*  
 40+ points ..... was on 2/28/08 - Luke Harangody (40) vs. Louisville (ND 85 - Louisville 90)  
 50+ points ..... never  
 15 or more rebounds ..... was on 11/18/11 - Jack Cooley (17) vs. Delaware State (ND 93 - Delaware State 69)\*  
 20 rebounds ..... was on 3/22/08 - Luke Harangody (22) vs. Washington State (ND 41 - Washington State 61)  
 a "double-double" ..... was on 1/25/12 - Jack Cooley (13 pts., 11 rebs.) vs. Seton Hall (ND 55 - Seton Hall 42)  
 a "triple-double" ..... was on 11/16/01 - Chris Thomas (24 pts, 11 ast, 11 steals) vs. New Hampshire (ND 99 - New Hampshire 53)\*  
 20 points and 10 rebounds ..... was on 12/8/11 - Jack Cooley (22 pts., 14 rebs.) vs. Maine (ND 87 - Maine 78)\*  
 20 points and 20 rebounds ..... was on 1/8/01 - Troy Murphy (25 pts, 20 rebs) vs. Seton Hall (ND 76 - Seton Hall 78)  
 10 assists ..... was on 2/28/11 - Ben Hansbrough (10) vs. Villanova (ND 93 - Villanova 72)\*  
 10 blocks ..... was on 11/17/02 - Jordan Cornette (11) vs. Belmont (ND 76 - Belmont 48)\*#  
 10 steals ..... was on 11/16/01 - Chris Thomas (11) vs. New Hampshire (ND 99, New Hampshire 53)\*#

### An opposing player had ...

25+ points ..... was on 12/8/11 - Gerald McLemore (27), Maine (ND 87 - Maine 78)\*  
 30+ points ..... was on 12/4/11 - Terrell Stoglin (31), Maryland (ND 71 - Maryland 78)  
 35+ points ..... was on 2/23/11 - Marshon Brooks (52), Providence (ND 94 - Providence 93)  
 40+ points ..... was on 2/23/11 - Marshon Brooks (52), Providence (ND 94 - Providence 93)  
 50+ points ..... was on 2/23/11 - Marshon Brooks (52), Providence (ND 94 - Providence 93)  
 15 rebounds ..... was on 11/30/11 - Elias Harris (15), Gonzaga (ND 53 - Gonzaga 73)  
 20 rebounds ..... was on 1/31/09 - DeJuan Blair (22), Pittsburgh (ND 80 - Pittsburgh 93)  
 a "double-double" ..... was on 1/14/12 - Andre Drummond (10 pts., 13 rebs.), Connecticut (ND 53 - Connecticut 67)\*  
 a "triple-double" ..... was on 2/21/06 - Marcus Williams (18 pts, 10 rebs, 13 asts) Connecticut (ND 74 - Connecticut 75 - OT)  
 20 points and 10 rebounds ..... was on 1/2/10 - Stanley Robinson (22 pts., 16 rebs.), Connecticut (ND 70 - Connecticut 82)  
 20 points and 20 rebounds ..... was on 1/31/09 - DeJuan Blair (23 pts., 22 rebs.), Pittsburgh (ND 80 - Pittsburgh 93)  
 10 assists ..... was on 2/11/10 - Eugene Harvey (10), Seton Hall (ND 87 - Seton Hall 90)  
 10 blocks ..... was on 1/5/08 - Hasheem Thabeet (10), Connecticut (ND 73 - Connecticut 67)\*  
 10 steals ..... was on 1/29/89 - Mark Macon (11), Temple (ND 64 - Temple 60)\*

\*indicates Notre Dame home game; #school record; @Purcell Pavilion record



## The Last Time in a BIG EAST Game ...

### Notre Dame Recorded a ...

30-Point win ..... was on 3/10/11 - ND 89, Cincinnati 51 (38 points)  
 40-Point win ..... never  
 50-Point win ..... never  
 30-Point loss ..... was on 1/7/99 - ND 62, Villanova 93 (31 points)

### Notre Dame Shot ...

60% on FGs ..... was on 1/6/01 - 60.8% (31-51) vs. Rutgers (ND 87 - Rutgers 80)\*  
 65% on FGs ..... was on 1/30/02 - 66.7% (34-51) vs. Pittsburgh (ND 89 - Pittsburgh 76)\*  
 90% on FTs ..... was on 1/30/10 - 90.0% (9-10) vs. Rutgers (ND 73 - Rutgers 74)

### Notre Dame ...

Won 5 BIG EAST games in a row ..... was from 2/23/11 thru 3/11/11 (5 straight)  
 Won 10 BIG EAST games in a row ..... never  
 Lost 5 BIG EAST games in a row ..... was from 1/12/09 thru 2/4/09 - (6 straight)  
 Scored 100 points ..... was on 2/21/09 (ND 103 - Providence 84)  
     - Scored 100 points on the road ..... was on 2/21/09 (ND 103 - Providence 84)  
     - Scored 100 points on the neutral site ..... never  
     - Scored 100 points and lost ..... never  
 Allowed 100 points ..... was on 1/17/07 vs. Villanova (ND 87 - Villanova 102)  
 Scored less than 50 points ..... was on 1/6/07 vs. Georgetown (ND 48 - Georgetown 66)  
 Allowed less than 50 points ..... was on 1/25/12 vs. Seton Hall (ND 55 - Seton Hall 42)  
 Played an Overtime Game ..... was on 1/7/12 (2OT) vs. Louisville (ND 67 - Louisville 65)  
     - Played in a Multi-Overtime Game ..... was on 1/7/12 (2OT) vs. Louisville (ND 67 - Louisville 65)  
 Won on a "last second" shot ..... was on 2/9/03 vs. Pittsburgh (ND 66 - Pittsburgh 64 - Torin Francis layup at 00:00.6)\*  
 Had 5 double figure scorers ..... was on 3/11/11 vs. Louisville (OT) (ND 77 - Louisville 83) Scott Martin 21, Tim Abromaitis 16, Ben Hansbrough 13, Ty Nash 13, Carleton Scott 10  
 Had 6 double figure scorers ..... was on 2/12/11 vs. USF (ND 78 - USF 55) Jack Cooley 18, Carleton Scott 13, Ben Hansbrough 12, Tim Abromaitis 12, Ty Nash 10, Scott Martin 10  
 Had 7 double figure scorers ..... never  
 Had two double-figure rebounders ..... was on 1/7/12 vs. Louisville (2OT) (ND 67 - Louisville 65) Scott Martin 12, Jack Cooley 10  
 Had two players with double-doubles ..... was on 1/7/12 vs. Louisville (2OT) (ND 67 - Louisville 65) Jack Cooley (18 pts, 10 rebs), Scott Martin (11 pts, 12 rebs.)  
 Had three players with double-doubles ... was on 1/23/10 vs. DePaul (ND 87 - DePaul 77) Luke Harangody (24 pts, 11 rebs), Ben Hansbrough (15 pts, 10 rebs), Tyrone Nash (13 pts, 10 rebs)\*  
 Had four players with double-doubles ..... was on 2/9/02 vs. Georgetown (Notre Dame 116, Georgetown 111 - 4OT) - Matt Carroll (30 pts, 10 rebs), Ryan Humphrey (23 pts, 14 rebs), Chris Thomas (22 pts, 12 asts.), Harold Swanagan (11 pts, 10 reb.)  
 Had two 20-point scorers ..... was on 2/28/11 vs. Villanova (ND 93 - Villanova 72) Ben Hansbrough - 30, Tim Abromaitis - 30\*  
 Had two 30-point scorers ..... was on 2/28/11 vs. Villanova (ND 93 - Villanova 72) Ben Hansbrough - 30, Tim Abromaitis - 30\*  
 Had three 20-point scorers ..... was on 3/8/07 vs. Syracuse (ND 89 - Syracuse 83) - Russell Carter 24, Luke Harangody 20, Colin Falls 23  
 Made 10 three-point field goals ..... was on 2/28/11 vs. Villanova - 20-32 (62.5%) (ND 93 - Villanova 72)\*  
 Made 20 three-point field goals ..... was on 2/28/11 vs. Villanova - 20-32 (62.5%) (ND 93 - Villanova 72)\*  
 Committed 10 turnovers or less ..... was on 1/14/12 - 8 turnovers vs. Connecticut (ND 53 - Connecticut 67)\*  
 Committed 5 turnovers or less ..... was on 3/10/11 - 5 turnovers vs. Cincinnati (ND 89 - Cincinnati 51)  
 Committed 25 turnovers ..... was on 2/8/00 - 26 turnovers vs. Villanova (ND 69 - Villanova 86)  
 Forced 25 turnovers ..... never

### An Irish player had ...

25+ points ..... was on 2/28/11 - Ben Hansbrough (30), Tim Abromaitis (30) vs. Villanova (ND 93 - Villanova 72)\*  
 30+ points ..... was on 2/28/11 - Ben Hansbrough (30), Tim Abromaitis (30) vs. Villanova (ND 93 - Villanova 72)\*  
 35+ points ..... was on 2/4/10 - Luke Harangody (37) vs. Cincinnati (ND 83 - Cincinnati 65)\*  
 40+ points ..... was on 2/28/08 - Luke Harangody (40) vs. Louisville (ND 85 - Louisville 90)  
 50+ points ..... never  
 15 or more rebounds ..... was on 2/7/10 - Luke Harangody (15) vs. USF (ND 65 - USF 62)\*  
 20 rebounds ..... was on 1/8/01 - Troy Murphy (20) vs. Seton Hall (ND 76 - Seton Hall 78)  
 a "double-double" ..... was on 1/25/12 - Jack Cooley (13 pts., 11 rebs.) vs. Seton Hall (ND 55 - Seton Hall 42)  
 a "triple-double" ..... never  
 20 points and 10 rebounds ..... was on 2/4/10 - Luke Harangody (37 pts., 14 rebs.) vs. Cincinnati (ND 83 - Cincinnati 65)\*  
 20 points and 10 rebounds ..... was on 3/10/10 - Luke Harangody (20 pts., 10 rebs.) vs. Seton Hall (ND 68 - Seton Hall 56)  
 10 assists ..... was on 2/28/11 - Ben Hansbrough (10) vs. Villanova (ND 93 - Villanova 72)\*  
 10 blocks ..... never  
 10 steals ..... never

### An opposing player had ...

25+ points ..... was on 3/5/11 - Kemba Walker (34), Connecticut (ND 70 - Providence 67)  
 30+ points ..... was on 3/5/11 - Kemba Walker (34), Connecticut (ND 70 - Providence 67)  
 35+ points ..... was on 2/23/11 - Marshon Brooks (52), Providence (ND 94 - Providence 93)  
 40+ points ..... was on 2/23/11 - Marshon Brooks (52), Providence (ND 94 - Providence 93)  
 50+ points ..... was on 2/23/11 - Marshon Brooks (52), Providence (ND 94 - Providence 93)  
 15 rebounds ..... was on 1/2/10 - Stanley Robinson (16), Connecticut (ND 70 - Connecticut 82)  
 20 rebounds ..... was on 1/31/09 - DeJuan Blair (22), Pittsburgh (ND 80 - Pittsburgh 93)  
 a "double-double" ..... was on 1/14/12 - Andre Drummond (10 pts., 13 rebs.), Connecticut (ND 53 - Connecticut 67)\*  
 a "triple-double" ..... was on 2/21/06 - Marcus Williams (18 pts, 10 rebs, 13 asts), Connecticut (ND 74 - Connecticut 75 - OT)  
 20 points and 10 rebounds ..... was on 1/2/10 - Stanley Robinson (22 pts., 16 rebs.), Connecticut (ND 70 - Connecticut 82)  
 20 points and 20 rebounds ..... was on 1/31/09 - DeJuan Blair (23 pts., 22 rebs.), Pittsburgh (ND 80 - Pittsburgh 93)  
 10 assists ..... was on 2/11/10 - Eugene Harvey (10), Seton Hall (ND 87 - Seton Hall 90)  
 10 blocks ..... was on 1/5/08 - Hasheem Thabeet (10), Connecticut (ND 73 - Connecticut 67)\*  
 10 steals ..... never

Note: Notre Dame began playing as a member of the BIG EAST Conference in 1995-96.

\* indicates Notre Dame home game; @ indicates Purcell Pavilion record; # indicates school record



# 0 Eric Atkins

Sophomore • Guard  
6-1 • 182  
Columbia, Md. • Mount Saint Joseph

### Career Games With:

Double Figure Points .....	20
20-Plus Points .....	3
30-Plus Points .....	N/A
10-Plus Rebounds .....	N/A
10-Plus Assists .....	N/A
Double-Double .....	N/A

### 2011-12 Honors, Awards & Accomplishments

- Named co-captain prior to start of BIG EAST play
- Reached double-figure points in 13 games this season, three times eclipsing 20 points
- Set career highs in points (27) and FT's (12) in opener against Mississippi Valley State (11/12/11)
- Missed Sam Houston State (11/16/11) and Delaware State (11/18/11) games with illness, the first missed games of Irish career
- Dished out career high nine assists against Bryant (11/27/11)
- Career highs in FG's (9) and 3FG's (5) against Maine (12/8/11)
- Grabbed career high 8 rebounds over a career best 50 minutes of play in 2OT win over Louisville (1/7/12)

## Season and Career Bests

<b>Points</b>	Season 27 (vs. MVSU 11/12/11) Career 27 (vs. MVSU 11/12/11)	<b>FG's</b>	Season 9 (vs. Maine 12/8/11) Career 9 (vs. Maine 12/8/11)
<b>Rebounds</b>	Season 8 (vs. Louisville 1/7/12) Career 8 (vs. Louisville 1/7/12)	<b>3PT FG's</b>	Season 5 (vs. Maine 12/8/11) Career 5 (vs. Maine 12/8/11)
<b>Assists</b>	Season 9 (on two occasions) Career 9 (on two occasions)	<b>FT's</b>	Season 12 (vs. MVSU 11/12/11) Career 12 (vs. MVSU 11/12/11)
<b>Steals</b>	Season 3 (on two occasions) Career 3 (on four occasions)	<b>Minutes</b>	Season 50 (vs. Louisville 1/7/12) Career 50 (vs. Louisville 1/7/12)
<b>Blocks</b>	Season -- Career 1 (vs. Maine 11/22/10)		

## Game-By-Game Stats

	Start	FG-A	3P-A	FT-A	Reb	PF	TP	A	TO	BK	S	Min
Mississippi Valley State	*	6-7	3-3	12-12	4	3	27	6	4	0	1	37
Detroit	*	4-9	0-2	5-8	2	1	13	4	3	0	0	39
Sam Houston State												DNP - illness
Delaware State												DNP - illness
Missouri	*	2-8	1-1	2-2	1	3	7	1	3	0	0	32
Georgia	*	4-8	1-1	3-4	2	3	12	1	4	0	2	38
Bryant	*	5-10	3-4	5-7	4	0	18	9	2	0	2	36
Gonzaga	*	2-9	0-3	2-2	3	2	6	1	6	0	3	31
Maryland	*	5-16	3-7	3-4	2	3	16	2	1	0	0	40
Maine	*	9-15	5-7	3-4	2	0	26	6	1	0	0	40
Dartmouth	*	0-8	0-3	0-0	4	1	0	3	1	0	1	33
Indiana	*	5-12	0-0	5-6	2	1	15	2	2	0	3	40-
Sacred Heart	*	4-7	1-3	4-6	4	1	13	9	0	0	2	29
Pittsburgh	*	5-8	0-1	5-7	5	2	15	4	0	0	2	40
Cincinnati	*	3-10	2-5	0-0	3	1	8	2	2	0	2	40-
Louisville	*	4-16	1-7	6-8	8	3	15	1	3	0	0	50
South Florida	*	0-2	0-0	0-1	1	2	0	3	3	0	2	39
Connecticut	*	8-15	4-7	0-1	3	2	20	2	2	0	0	40-
Rutgers	*	4-14	3-7	4-6	2	0	15	5	2	0	1	40
Syracuse	*	2-6	1-4	0-0	6	5	5	5	2	0	0	25
Seton Hall	*	3-8	1-5	7-9	5	0	14	2	2	0	2	39
Connecticut												
Marquette												
West Virginia												
DePaul												
Rutgers												
Villanova												
West Virginia												
St. John's												
Georgetown												
Providence												

### Career Stats vs. The BIG EAST


Opponent	GP-GS	Min.	FG-A	3PT-A	FT-A	Reb.	A	PF	B	S	Pts.
Cincinnati	3-2	94	6-18	3-7	6-6	8/2.7	8	5	0	2	23/7.7
Connecticut	3-2	100	12-27	6-13	3-8	4/1.3	10	5	0	4	33/8.3
DePaul	1-0	21	2-3	1-2	1-1	2/2.0	3	0	0	0	6/6.0
Georgetown	1-0	19	0-2	0-1	0-0	1/1.0	2	4	0	0	0/0.0
Louisville	3-1	89	5-20	1-8	6-8	9/3.0	8	7	0	2	17/5.7
Marquette	2-1	57	9-15	3-8	6-7	1/0.5	4	4	0	3	27/13.5
Pittsburgh	2-1	62	6-9	0-1	5-7	5/2.5	5	2	0	3	17/8.5
Providence	1-0	17	0-0	0-0	3-4	1/1.0	0	2	0	0	3/3.0
Rutgers	2-1	63	6-18	3-7	5-8	4/2.0	11	3	0	3	20/10.0
St. John's	2-2	77	3-8	2-5	8-10	1/0.5	11	6	0	3	16/8.0
Seton Hall	2-1	55	3-9	1-5	7-9	5/2.5	3	2	0	2	14/7.0
USF	2-1	56	0-6	0-1	0-1	1/0.5	10	2	0	3	0/0.0
Syracuse	2-1	41	3-11	2-7	0-0	7/3.5	7	7	0	2	8/4.0
Villanova	1-0	19	1-1	1-1	2-3	0/0.0	1	2	0	0	5/5.0
West Virginia	1-0	21	0-2	0-0	0-0	1/1.0	3	3	0	0	0/0.0

## Career Statistics

Season	GP-GS	Min	Avg	FG-A	Pct	3FG-A	Pct	FT-A	Pct	O-D-TOT	Avg	PF-FO	Ast	TO	Blk	Stl	Pts	Avg
2010-11	34-6	863	25.4	61-150	.407	23-66	.348	53-76	.697	16-46-62	1.8	60-0	110	43	1	21	198	5.8
2011-12	19-19	708	37.3	75-188	.399	29-70	.414	66-87	.759	14-49-63	3.3	33-1	68	43	0	23	245	12.9
<b>TOTAL</b>	<b>53-25</b>	<b>1571</b>	<b>29.6</b>	<b>136-338</b>	<b>.402</b>	<b>52-136</b>	<b>.382</b>	<b>119-163</b>	<b>.730</b>	<b>30-95-125</b>	<b>2.4</b>	<b>93-1</b>	<b>178</b>	<b>86</b>	<b>1</b>	<b>44</b>	<b>443</b>	<b>8.4</b>

## Career BIG EAST Statistics

Season	GP-GS	Min	Avg	FG-A	Pct	3FG-A	Pct	FT-A	Pct	O-D-TOT	Avg	PF-FO	Ast	TO	Blk	Stl	Pts	Avg
2010-11	18-5	447	24.8	27-64	.422	11-29	.379	28-38	.737	4-11-15	0.8	34-0	60	22	0	18	93	5.2
2011-12	8-8	313	39.1	29-79	.367	12-36	.333	22-32	.688	7-26-33	4.1	15-1	24	16	0	9	92	11.5
<b>TOTAL</b>	<b>26-13</b>	<b>760</b>	<b>29.2</b>	<b>56-143</b>	<b>.392</b>	<b>23-65</b>	<b>.354</b>	<b>50-70</b>	<b>.714</b>	<b>11-37-48</b>	<b>1.8</b>	<b>49-1</b>	<b>84</b>	<b>38</b>	<b>0</b>	<b>27</b>	<b>185</b>	<b>7.1</b>



# 4 Patrick Crowley

Sophomore • Guard  
6-3 • 190  
Los Gatos, Calif. • St. Francis

### Career Games With:

Double Figure Points.....	N/A
20-Plus Points.....	N/A
30-Plus Points.....	N/A
10-Plus Rebounds.....	N/A
10-Plus Assists.....	N/A
Double-Double.....	N/A

## Season and Career Bests

<b>Points</b>		<b>FG's</b>	
Season	5 (vs. Sacred Heart 12/19/11)	Season	2 (vs. Sacred Heart 12/19/11)
Career	5 (vs. Sacred Heart 12/19/11)	Career	2 (vs. Sacred Heart 12/19/11)
<b>Rebounds</b>		<b>3PT FG's</b>	
Season	1 (on two occasions)	Season	1 (vs. Sacred Heart 12/19/11)
Career	1 (on two occasions)	Career	1 (vs. Sacred Heart 12/19/11)
<b>Assists</b>		<b>FT's</b>	
Season	1 (vs. Sacred Heart 12/19/11)	Season	--
Career	1 (vs. Sacred Heart 12/19/11)	Career	--
<b>Steals</b>		<b>Minutes</b>	
Season	1 (vs. Dartmouth 12/10/11)	Season	4 (vs. Sacred Heart 12/19/11)
Career	1 (vs. Dartmouth 12/10/11)	Career	4 (vs. Sacred Heart 12/19/11)
<b>Blocks</b>			
Season	--		
Career	--		

### 2011-12 Honors, Awards & Accomplishments

- Pulled down first career rebound vs. Sam Houston State (11/16/11)
- Recorded first career steal against Dartmouth (12/10/11)
- Scored career high five points to go along with first career FG's (2), 3FG (1) and assist (1) in a career best four minutes against Sacred Heart (12/19/11)

## Game-By-Game Stats

	Start	FG-A	3P-A	FT-A	Reb	PF	TP	A	TO	BK	S	Min
Mississippi Valley State		0-0	0-0	0-0	0	0	0	0	0	0	0	1
Detroit					DNP							
Sam Houston State		0-1	0-0	0-0	1	0	0	0	0	0	0	2
Delaware State		0-0	0-0	0-0	0	0	0	0	1	0	0	1
Missouri					DNP							
Georgia					DNP							
Bryant		0-2	0-2	0-0	0	0	0	0	0	0	0	2
Gonzaga					DNP							
Maryland					DNP							
Maine					DNP							
Dartmouth		0-2	0-0	0-0	0	0	0	0	0	0	1	2
Indiana					DNP							
Sacred Heart		2-3	1-1	0-0	1	0	5	1	0	0	0	4
Pittsburgh					DNP							
Cincinnati		0-0	0-0	0-0	0	0	0	0	0	0	0	0+
Louisville					DNP							
South Florida		0-0	0-0	0-0	0	0	0	0	0	0	0	0+
Connecticut		0-0	0-0	0-0	0	0	0	0	0	0	0	0+
Rutgers					DNP							
Syracuse					DNP							
Seton Hall					DNP							
Connecticut												
Marquette												
West Virginia												
DePaul												
Rutgers												
Villanova												
West Virginia												
St. John's												
Georgetown												
Providence												

### Career Stats vs. The BIG EAST

Opponent	GP-GS	Min.	FG-A	3PT-A	FT-A	Reb.	A	PF	B	S	Pts.
Cincinnati	1-0	0+	0-0	0-0	0-0	0/0.0	0	0	0	0	0/0.0
Connecticut	1-0	0+	0-0	0-0	0-0	0/0.0	0	0	0	0	0/0.0
DePaul	0-0	0	0-0	0-0	0-0	0/0.0	0	0	0	0	0/0.0
Georgetown	0-0	0	0-0	0-0	0-0	0/0.0	0	0	0	0	0/0.0
Louisville	0-0	0	0-0	0-0	0-0	0/0.0	0	0	0	0	0/0.0
Marquette	0-0	0	0-0	0-0	0-0	0/0.0	0	0	0	0	0/0.0
Pittsburgh	0-0	0	0-0	0-0	0-0	0/0.0	0	0	0	0	0/0.0
Providence	0-0	0	0-0	0-0	0-0	0/0.0	0	0	0	0	0/0.0
Rutgers	0-0	0	0-0	0-0	0-0	0/0.0	0	0	0	0	0/0.0
St. John's	0-0	0	0-0	0-0	0-0	0/0.0	0	0	0	0	0/0.0
Seton Hall	0-0	0	0-0	0-0	0-0	0/0.0	0	0	0	0	0/0.0
USF	1-0	0+	0-0	0-0	0-0	0/0.0	0	0	0	0	0/0.0
Syracuse	0-0	0	0-0	0-0	0-0	0/0.0	0	0	0	0	0/0.0
Villanova	0-0	0	0-0	0-0	0-0	0/0.0	0	0	0	0	0/0.0
West Virginia	0-0	0	0-0	0-0	0-0	0/0.0	0	0	0	0	0/0.0

### Career Statistics

Season	GP-GS	Min	Avg	FG-A	Pct	3FG-A	Pct	FT-A	Pct	O-D-TOT	Avg	PF-FO	Ast	TO	Blk	Stl	Pts	Avg
2011-12	9-0	12	1.3	2-8	.250	1-3	.333	0-0	.000	1-1-2	0.2	0-0	1	1	0	1	5	0.6
<b>TOTAL</b>	<b>9-0</b>	<b>12</b>	<b>1.3</b>	<b>2-8</b>	<b>.250</b>	<b>1-3</b>	<b>.333</b>	<b>0-0</b>	<b>.000</b>	<b>1-1-2</b>	<b>0.2</b>	<b>0-0</b>	<b>1</b>	<b>1</b>	<b>0</b>	<b>1</b>	<b>5</b>	<b>0.6</b>

### Career BIG EAST Statistics

Season	GP-GS	Min	Avg	FG-A	Pct	3FG-A	Pct	FT-A	Pct	O-D-TOT	Avg	PF-FO	Ast	TO	Blk	Stl	Pts	Avg
2011-12	3-0	0	0.0	0-0	.000	0-0	.000	0-0	.000	0-0-0	0.0	0-0	0	0	0	0	0	0.0
<b>TOTAL</b>	<b>3-0</b>	<b>0</b>	<b>0.0</b>	<b>0-0</b>	<b>.000</b>	<b>0-0</b>	<b>.000</b>	<b>0-0</b>	<b>.000</b>	<b>0-0-0</b>	<b>0.0</b>	<b>0-0</b>	<b>0</b>	<b>0</b>	<b>0</b>	<b>0</b>	<b>0</b>	<b>0.0</b>



# 12 Alex Dragicevich

Sophomore • Guard

6-7 • 221

Northbrook, Ill. • Glenbrook North

### Career Games With:

Double Figure Points .....	6
20-Plus Points.....	1
30-Plus Points.....	N/A
10-Plus Rebounds.....	N/A
10-Plus Assists .....	N/A
Double-Double .....	N/A

## Season and Career Bests

<b>Points</b>	Season 22 (vs. Pittsburgh 12/27/11)	<b>FG's</b>	Season 8 (vs. Pittsburgh 12/27/11)
Career 22 (vs. Pittsburgh 12/27/11)	Career 8 (vs. Pittsburgh 12/27/11)	<b>3PT FG's</b>	Season 4 (vs. Pittsburgh 12/27/11)
<b>Rebounds</b>	Season 5 (vs. Sacred Heart 12/19/11)	Career 4 (vs. Pittsburgh 12/27/11)	<b>FT's</b>
Career 5 (vs. Sacred Heart 12/19/11)	<b>Assists</b>	Season 4 (vs. Maine 12/8/11)	Career 4 (on two occasions)
<b>Assists</b>	Season 7 (vs. Delaware St. 11/18/11)	Career 4 (on two occasions)	<b>Minutes</b>
Career 7 (vs. Delaware St. 11/18/11)	<b>Steals</b>	Season 38 (vs. Delaware St. 11/18/11)	Career 38 (vs. Delaware St. 11/18/11)
<b>Steals</b>	Season 1 (on four occasions)		
Career 1 (on five occasions)	<b>Blocks</b>		
<b>Blocks</b>	Season 2 (vs. Maryland 12/4/11)		
Career 2 (vs. Maryland 12/4/11)	Career 2 (vs. Maryland 12/4/11)		

### 2011-12 Honors, Awards & Accomplishments

- Recorded first career block vs. Detroit (11/14/11)
- Posted first career start against Sam Houston State (11/16/11)
- Set career mark in minutes (38) against Delaware State (11/18/11)
- Career best two blocks versus Maryland (12/4/11)
- Matched career best 3FG's (3) against Indiana (12/17/11)
- Pulled down career best 5 rebounds versus Sacred Heart (12/19/11)
- Set career bests in points (22), FG's (8) and 3FG's (4) against Pittsburgh (12/27/11)
- Named to the BIG EAST Weekly Honor Roll (Jan. 2)

## Game-By-Game Stats

	Start	FG-A	3P-A	FT-A	Reb	PF	TP	A	TO	BK	S	Min
Mississippi Valley State		2-7	0-3	3-4	4	0	7	2	0	0	0	21
Detroit		0-2	0-1	2-4	2	0	2	1	0	1	0	13
Sam Houston State	*	2-6	1-4	2-4	3	0	7	3	1	1	0	33
Delaware State	*	6-12	3-8	3-4	3	2	18	7	1	0	0	38
Missouri		0-2	0-2	0-0	0	3	0	0	1	0	0	10
Georgia		0-1	0-0	0-0	0	1	0	0	0	0	0	7
Bryant		5-11	3-8	0-0	4	1	13	0	1	0	0	25
Gonzaga		1-2	0-0	1-2	3	1	3	0	1	0	0	15
Maryland		3-5	2-4	0-0	0	2	8	1	1	2	0	14
Maine		4-10	2-8	4-4	2	0	14	3	0	1	0	31
Dartmouth	*	5-9	2-5	3-4	3	1	15	2	0	1	1	25
Indiana	*	3-6	3-5	0-0	2	2	9	0	3	0	0	33
Sacred Heart	*	4-8	2-5	2-2	5	1	12	1	3	1	0	28
Pittsburgh	*	8-13	4-7	2-4	2	3	22	0	1	0	0	33
Cincinnati	*	2-11	0-6	2-2	2	2	6	1	0	0	0	22
Louisville	*	0-4	0-3	0-0	1	2	0	1	2	0	0	21
South Florida	*	3-6	1-2	0-0	1	2	7	4	2	0	1	27
Connecticut	*	1-5	0-2	0-0	0	0	2	0	1	0	0	17
Rutgers		2-4	0-1	0-0	1	1	4	0	0	1	0	11
Syracuse		2-5	2-4	3-5	3	0	9	2	1	0	1	31
Seton Hall		3-6	2-4	1-1	1	1	9	0	1	0	1	27
Connecticut												
Marquette												
West Virginia												
DePaul												
Rutgers												
Villanova												
West Virginia												
St. John's												
Georgetown												
Providence												

### Career Stats vs. The BIG EAST

Opponent	GP-GS	Min.	FG-A	3PT-A	FT-A	Reb.	A	PF	B	S	Pts.
Cincinnati	2-1	26	2-11	0-6	2-2	3/1.5	2	2	0	0	6/3.0
Connecticut	1-1	17	1-5	0-2	0-0	0/0.0	0	0	0	0	2/2.0
DePaul	1-0	3	0-0	0-0	0-0	1/1.0	0	0	0	0	0/0.0
Georgetown	0-0	0	0-0	0-0	0-0	0/0.0	0	0	0	0	0/0.0
Louisville	1-1	21	0-4	0-3	0-0	1/1.0	1	2	0	0	0/0.0
Marquette	1-0	4	1-1	0-0	0-0	0/0.0	1	0	0	0	2/2.0
Pittsburgh	1-1	33	8-13	4-7	2-4	2/2.0	0	3	0	0	22/22.0
Providence	0-0	0	0-0	0-0	0-0	0/0.0	0	0	0	0	0/0.0
Rutgers	1-0	11	2-4	0-1	0-0	1/1.0	0	1	1	0	4/4.0
St. John's	1-0	3	0-2	0-2	1-2	0/0.0	0	0	0	0	1/1.0
Seton Hall	1-0	27	3-6	2-4	1-1	1/1.0	0	1	0	1	9/9.0
USF	2-1	32	4-8	2-4	0-0	1/0.5	4	2	0	1	10/5.0
Syracuse	1-0	31	2-5	2-4	3-5	3/3.0	2	0	0	1	9/9.0
Villanova	1-0	1	0-0	0-0	0-2	1/1.0	0	0	0	0	0/0.0
West Virginia	1-0	2	0-2	0-2	0-0	0/0.0	0	0	0	0	0/0.0

## Career Statistics

Season	GP-GS	Min	Avg	FG-A	Pct	3FG-A	Pct	FT-A	Pct	O-D-TOT	Avg	PF-FO	Ast	TO	Blk	Stl	Pts	Avg
2010-11	14-0	62	4.4	5-17	.294	2-10	.200	8-13	.615	4-7-11	0.8	1-0	3	2	0	1	20	1.4
2011-12	21-10	482	23.0	56-135	.415	27-82	.329	28-40	.700	6-36-42	2.0	25-0	28	20	8	4	167	8.0
<b>TOTAL</b>	<b>35-10</b>	<b>544</b>	<b>15.5</b>	<b>61-152</b>	<b>.401</b>	<b>29-92</b>	<b>.315</b>	<b>36-53</b>	<b>.679</b>	<b>10-43-53</b>	<b>1.5</b>	<b>26-0</b>	<b>31</b>	<b>22</b>	<b>8</b>	<b>5</b>	<b>187</b>	<b>5.3</b>

## Career BIG EAST Statistics

Season	GP-GS	Min	Avg	FG-A	Pct	3FG-A	Pct	FT-A	Pct	O-D-TOT	Avg	PF-FO	Ast	TO	Blk	Stl	Pts	Avg
2010-11	6-0	18	3.0	2-7	.286	1-6	.167	1-4	.250	0-2-2	0.3	0-0	1	2	0	0	6	1.0
2011-12	8-5	189	23.6	21-54	.389	9-29	.310	8-12	.667	1-10-11	1.4	11-0	8	8	1	3	59	7.4
<b>TOTAL</b>	<b>14-5</b>	<b>207</b>	<b>14.8</b>	<b>23-61</b>	<b>.377</b>	<b>10-35</b>	<b>.286</b>	<b>9-16</b>	<b>.563</b>	<b>1-12-13</b>	<b>0.9</b>	<b>11-0</b>	<b>9</b>	<b>10</b>	<b>1</b>	<b>3</b>	<b>65</b>	<b>4.6</b>



# 14 Scott Martin | Senior • Guard

6-8 • 222

Valparaiso, Ind. • Valparaiso

### Career Games With:

Double Figure Points ...42 (29 with ND)  
 20-Plus Points.....2 (2 with ND)  
 30-Plus Points.....N/A  
 10-Plus Rebounds.....3 (3 with ND)  
 10-Plus Assists .....N/A  
 Double-Double .....3 (3 with ND)

## Season and Career Bests

<b>Points</b>	Season 23 (vs. Delaware St. 11/18/11) Career 23 (vs. Delaware St. 11/18/11)	<b>FG's</b>	Season 8 (vs. Delaware State 11/18/11) Career 8 (on two occasions)
<b>Rebounds</b>	Season 13 (vs. USF 1/10/12) Career 13 (vs. USF 1/10/12)	<b>3PT FG's</b>	Season 4 (vs. Delaware St. 11/18/11) Career 4 (vs. Delaware St. 11/18/11)
<b>Assists</b>	Season 3 (on four occasions) Career 6 (vs. Syracuse 1/1/11)	<b>FT's</b>	Season 5 (vs. Missouri 11/21/11) Career 8 (on three occasions)
<b>Steals</b>	Season 3 (vs. Louisville 1/7/12) Career 4 (vs. Clemson 11/27/07)	<b>Minutes</b>	Season 48 (vs. Louisville 1/7/12) Career 48 (vs. Louisville 1/7/12)
<b>Blocks</b>	Season 3 (vs. Indiana 12/17/11) Career 3 (on four occasions)		

### 2011-12 Honors, Awards & Accomplishments

- Team Captain
- Scored career-high 23 points in win over Delaware State (11/18/11) while also hitting a career-best four three-pointers
- Set season-best mark in rebounds with eight against Bryant (11/27/11)
- Missed first game of season versus Dartmouth (12/10/11) with mild concussion
- Posted first double-double of season and second of career with 11 pts., 12 rebs. against Louisville in a career best 48 minutes (1/7/12)
- Set career high in rebounds en route to second consecutive double-double (15 pts., 13 rebs.) against USF (1/10/12)
- Reached double-figures in five straight games (Louisville, South Florida, Connecticut, Rutgers, Syracuse)

## Game-By-Game Stats

	Start	FG-A	3P-A	FT-A	Reb	PF	TP	A	TO	BK	S	Min
Mississippi Valley State	*	6-14	2-6	1-2	5	3	15	2	3	0	1	34
Detroit	*	1-7	1-5	0-0	6	2	3	0	3	0	1	39
Sam Houston State	*	4-9	2-4	1-2	5	3	11	1	2	0	1	30
Delaware State	*	8-18	4-9	3-4	5	4	23	3	0	0	0	35
Missouri	*	3-8	1-3	5-6	5	2	12	1	2	0	2	31
Georgia	*	2-9	0-5	2-2	3	3	6	0	1	1	2	34
Bryant	*	5-12	1-4	1-2	8	3	12	0	1	0	1	28
Gonzaga	*	0-6	0-3	1-3	4	2	1	0	2	1	1	29
Maryland	*	2-6	1-4	2-2	4	5	7	3	2	0	0	31
Maine	*	2-4	0-2	0-0	0	0	4	1	1	0	0	9
Dartmouth							DNP					
Indiana	*	1-4	0-1	4-8	7	2	6	2	3	3	0	36
Sacred Heart	*	3-6	0-1	3-4	5	2	9	1	0	0	2	23
Pittsburgh	*	2-7	0-4	0-0	6	3	4	2	0	0	1	31
Cincinnati	*	0-6	0-3	0-0	8	2	0	2	3	1	0	29
Louisville	*	4-14	0-7	3-3	12	2	11	3	3	1	3	48
South Florida	*	7-14	1-4	0-0	13	1	15	2	0	0	2	39
Connecticut	*	5-14	0-5	2-2	9	4	12	1	2	0	0	40-
Rutgers	*	5-9	1-2	0-1	6	2	11	1	2	1	1	40
Syracuse	*	5-8	2-2	1-2	6	3	13	3	5	1	1	38
Seton Hall	*	1-6	1-4	0-0	5	4	3	1	1	1	1	29
Connecticut												
Marquette												
West Virginia												
DePaul												
Rutgers												
Villanova												
West Virginia												
St. John's												
Georgetown												
Providence												

### Career Stats vs. The BIG EAST


Opponent	GP-GS	Min.	FG-A	3PT-A	FT-A	Reb.	A	PF	B	S	Pts.
Cincinnati	3-3	95	9-24	3-7	1-3	19/6.3	5	3	2	1	22/7.3
Connecticut	3-3	105	11-30	2-12	5-9	18/6.0	4	10	1	0	29/9.7
DePaul	2-2	66	9-20	4-8	3-4	8/4.0	2	4	0	2	25/12.5
Georgetown	1-1	30	5-9	1-1	0-4	3/3.0	1	1	0	1	11/11.0
Louisville	4-4	153	17-43	4-19	11-17	29/7.3	10	8	1	7	49/12.3
Marquette	2-2	69	5-20	1-7	9-12	14/7.0	3	6	1	0	20/10.0
Pittsburgh	2-2	67	5-17	3-10	1-2	7/3.5	3	5	0	1	14/7.0
Providence	1-1	33	4-8	2-4	0-0	5/5.0	1	3	0	1	10/10.0
Rutgers	2-2	74	8-15	1-3	8-10	8/4.0	4	4	1	1	25/12.5
St. John's	2-2	64	7-18	0-6	2-4	12/6.0	3	5	0	0	16/8.0
Seton Hall	2-2	64	3-13	3-9	0-0	9/4.5	4	5	2	3	9/4.5
USF	2-2	69	11-20	3-7	0-0	20/10.0	4	1	3	3	25/12.5
Syracuse	2-2	72	8-17	2-4	5-6	13/6.5	9	5	2	2	23/11.5
Villanova	1-1	28	2-5	1-2	0-0	0/0.0	1	2	0	0	5/5.0
West Virginia	1-1	32	4-11	1-6	0-0	6/6.0	0	4	0	0	9/9.0

### Career Statistics

Season	GP-GS	Min	Avg	FG-A	Pct	3FG-A	Pct	FT-A	Pct	O-D-TOT	Avg	PF-FO	Ast	TO	Blk	Stl	Pts	Avg
2007-08	32-8	700	21.9	84-225	.373	26-83	.313	78-112	.696	42-79-121	3.8	78-3	44	48	21	31	272	8.5
2008-09										Sat Out Due To NCAA Transfer Rules								
2009-10										Did Not Play Due To Injury								
2010-11	33-33	1008	30.5	115-269	.428	34-102	.333	55-86	.640	33-125-158	4.8	63-0	61	51	10	16	319	9.7
2011-12	20-20	653	32.7	66-181	.365	17-78	.218	29-43	.674	18-104-122	6.1	52-1	29	36	10	20	178	8.9
<b>TOTAL</b>	<b>85-61</b>	<b>2361</b>	<b>27.8</b>	<b>265-675</b>	<b>.393</b>	<b>77-263</b>	<b>.293</b>	<b>162-241</b>	<b>.672</b>	<b>93-308-401</b>	<b>4.7</b>	<b>193-4</b>	<b>134</b>	<b>135</b>	<b>41</b>	<b>67</b>	<b>769</b>	<b>9.0</b>

### Career BIG EAST Statistics

Season	GP-GS	Min	Avg	FG-A	Pct	3FG-A	Pct	FT-A	Pct	O-D-TOT	Avg	PF-FO	Ast	TO	Blk	Stl	Pts	Avg
2008-09										Sat Out Due To NCAA Transfer Rules								
2009-10										Did Not Play Due To Injury								
2010-11	18-18	593	32.9	60-151	.397	19-57	.333	31-49	.633	18-73-91	5.1	38-0	33	32	7	9	170	9.4
2011-12	8-8	294	36.8	29-78	.372	5-31	.161	6-8	.750	10-55-65	8.1	21-0	15	16	5	9	69	8.6
<b>TOTAL</b>	<b>26-26</b>	<b>887</b>	<b>34.1</b>	<b>89-229</b>	<b>.389</b>	<b>24-88</b>	<b>.273</b>	<b>37-57</b>	<b>.649</b>	<b>28-128-156</b>	<b>6.0</b>	<b>59-0</b>	<b>48</b>	<b>48</b>	<b>12</b>	<b>18</b>	<b>239</b>	<b>9.2</b>



# 21 Tim Abromaitis | Graduate Student • Forward 6-8 • 236 Unionville, Conn. • Farmington

**Career Games With:**

Double Figure Points .....	58
20-Plus Points.....	22
30-Plus Points.....	3
10-Plus Rebounds.....	4
10-Plus Assists .....	N/A
Double-Double .....	3

## Season and Career Bests

<b>Points</b>	Season 22 (vs. Missouri 11/21/11) Career 31 (vs. UCF 12/6/09)	<b>FG's</b>	Season 9 (vs. Missouri 11/21/11) Career 11 (on two occasions)
<b>Rebounds</b>	Season 8 (vs. Missouri 11/21/11) Career 11 (on two occasions)	<b>3PT FG's</b>	Season -- Career 9 (vs. Villanova 2/28/11)
<b>Assists</b>	Season 3 (vs. Missouri 11/21/11) Career 7 (vs. Chicago State 11/17/10)	<b>FT's</b>	Season 4 (on two occasions) Career 12 (vs. Seton Hall 2/11/10)
<b>Steals</b>	Season 1 (vs. Georgia 11/22/11) Career 3 (vs. DePaul 2/3/11)	<b>Minutes</b>	Season 38 (on two occasions) Career 46 (vs. Georgia 11/25/10)
<b>Blocks</b>	Season -- Career 2 (on four occasions)		

### 2011-12 Honors, Awards & Accomplishments

- Preseason All-BIG EAST First Team
- John R. Wooden Award Preseason Top 50 List
- Naismith Trophy Preseason Watch List
- Lowe's Senior CLASS Award Candidate
- Team Captain
- Returned to Irish lineup in Progressive CBE Classic semifinal game against Missouri (11/21/11)
- Out for remainder of season with torn ACL

## Game-By-Game Stats

	Start	FG-A	3P-A	FT-A	Reb	PF	TP	A	TO	BK	S	Min
Mississippi Valley State					DNP							
Detroit					DNP							
Sam Houston State					DNP							
Delaware State					DNP							
Missouri	*	9-18	0-4	4-5	8	2	22	3	4	0	0	38
Georgia	*	1-12	0-7	4-4	6	5	6	2	2	0	1	38
Bryant					DNP-injury							
Gonzaga					DNP-injury							
Maryland					DNP-injury							
Maine					DNP-injury							
Dartmouth					DNP-injury							
Indiana					DNP-injury							
Sacred Heart					DNP-injury							
Pittsburgh					DNP-injury							
Cincinnati					DNP-injury							
Louisville					DNP-injury							
South Florida					DNP-injury							
Connecticut					DNP-injury							
Rutgers					DNP-injury							
Syracuse					DNP-injury							
Seton Hall					DNP-injury							
Connecticut												
Marquette												
West Virginia												
DePaul												
Rutgers												
Villanova												
West Virginia												
St. John's												
Georgetown												
Providence												

### Career Stats vs. The BIG EAST

Opponent	GP-GS	Min.	FG-A	3PT-A	FT-A	Reb.	A	PF	B	S	Pts.
Cincinnati	4-4	127	21-42	10-17	15-20	23/5.8	9	13	1	4	67/16.8
Connecticut	4-3	147	18-42	6-20	6-12	22/5.5	4	7	1	4	48/12.0
DePaul	2-2	62	13-25	6-12	11-12	10/5.0	4	3	0	4	43/21.5
Georgetown	3-2	75	13-31	6-16	9-9	8/2.7	4	3	2	2	41/13.7
Louisville	3-3	130	22-41	5-11	19-20	16/5.3	5	7	2	1	68/22.7
Marquette	4-3	110	12-32	3-14	9-11	17/4.3	4	6	0	1	36/9.0
Pittsburgh	3-3	102	7-15	3-6	9-10	9/3.0	1	3	3	0	26/8.7
Providence	2-2	62	19-30	9-15	3-6	12/6.0	2	2	0	2	50/25.0
Rutgers	2-2	72	10-21	4-11	3-4	18/9.0	3	5	0	0	27/13.5
St. John's	3-3	113	15-31	7-15	9-11	18/6.0	5	8	0	3	46/15.3
Seton Hall	4-3	116	11-29	7-16	20-24	22/5.5	4	5	0	1	49/12.3
USF	3-3	91	12-24	5-11	1-1	11/3.7	6	5	1	3	30/10.0
Syracuse	2-2	76	16-32	8-17	1-3	9/4.5	5	7	1	1	41/20.5
Villanova	2-2	74	13-30	11-21	9-12	9/4.5	6	6	0	0	46/23.0
West Virginia	3-3	98	8-23	4-12	13-17	15/5.0	4	11	1	2	33/11.0

### Career Statistics

Season	GP-GS	Min	Avg	FG-A	Pct	3FG-A	Pct	FT-A	Pct	O-D-TOT	Avg	PF-FO	Ast	TO	Blk	Stl	Pts	Avg
2007-08	12-0	40	3.3	6-21	.286	1-8	.125	7-7	1.000	5-7-12	1.0	5-0	3	4	1	1	20	1.7
2008-09										Did Not Play								
2009-10	35-26	1104	31.5	183-370	.495	81-189	.429	117-134	.873	43-123-166	4.7	76-1	52	42	11	17	564	16.1
2010-11	34-34	1162	34.2	169-371	.456	78-182	.429	109-139	.784	45-161-206	6.1	66-1	61	52	15	26	525	15.4
2011-12	2-2	76	38.0	10-30	.333	0-11	.000	8-9	.889	2-12-14	7.0	7-1	5	6	0	1	28	14.0
<b>TOTAL</b>	<b>83-62</b>	<b>2382</b>	<b>28.7</b>	<b>368-792</b>	<b>.465</b>	<b>160-390</b>	<b>.410</b>	<b>241-289</b>	<b>.834</b>	<b>95-303-398</b>	<b>4.8</b>	<b>154-3</b>	<b>121</b>	<b>104</b>	<b>27</b>	<b>45</b>	<b>1137</b>	<b>13.7</b>

### Career BIG EAST Statistics

Season	GP-GS	Min	Avg	FG-A	Pct	3FG-A	Pct	FT-A	Pct	O-D-TOT	Avg	PF-FO	Ast	TO	Blk	Stl	Pts	Avg
2007-08	3-0	5	1.7	1-2	.500	0-1	.000	2-2	1.000	0-0-0	0.0	1-0	1	1	0	0	4	1.3
2008-09										Did Not Play								
2009-10	18-17	647	35.9	102-217	.470	45-109	.413	78-90	.867	28-74-102	5.7	37-1	34	25	6	9	327	18.2
2010-11	18-18	632	35.1	89-188	.473	43-91	.473	43-61	.705	22-75-97	5.4	39-1	24	32	5	16	264	14.7
2011-12	0-0	0	0.0	0-0	.000	0-0	.000	0-0	.000	0-0-0	0.0	0-0	0	0	0	0	0	0.0
<b>TOTAL</b>	<b>39-35</b>	<b>1284</b>	<b>32.9</b>	<b>192-407</b>	<b>.472</b>	<b>88-201</b>	<b>.438</b>	<b>123-153</b>	<b>.804</b>	<b>50-149-199</b>	<b>5.1</b>	<b>77-2</b>	<b>59</b>	<b>58</b>	<b>11</b>	<b>25</b>	<b>595</b>	<b>15.3</b>



# 22 Jerian Grant | Sophomore • Guard 6-5 • 195 Bowie, Md. • DeMatha

### Career Games With:

Double Figure Points .....	16
20-Plus Points.....	2
30-Plus Points.....	N/A
10-Plus Rebounds.....	1
10-Plus Assists .....	N/A
Double-Double .....	1

### 2011-12 Honors, Awards & Accomplishments

- Named to the Progressive CBE All-Tournament Team
- Played in first game and recorded first start as member of the Irish in season opener against Mississippi Valley State (11/12/11)
- Matched career high in 3FG's (3) while tallying first career block against Delaware State (11/18/11)
- Named BIG EAST Rookie of the Week on Nov. 21
- Set career high in points (20) and FT's (10) against Georgia (11/22/11)
- Pulled down career high 11 rebounds en route to first career double-double (12 pts., 11 rebs.) against Bryant (11/27/11)
- Matched career best 20 points on career high 8 FG's against Maryland (12/4/11)
- Dished out career best 9 assists against Pittsburgh (12/27/11)
- Career best steals (3) and minutes played (47) in 2OT victory over Louisville (1/7/12)

## Season and Career Bests

<b>Points</b>	Season 20 (on two occasions)	<b>FG's</b>	Season 8 (vs. Maryland 12/4/11)
Career 20 (on two occasions)	Career 8 (vs. Maryland 12/4/11)	<b>3PT FG's</b>	Season 3 (on five occasions)
<b>Rebounds</b>	Season 11 (vs. Bryant 11/27/11)	Career 3 (on five occasions)	<b>FT's</b>
Career 11 (vs. Bryant 11/27/11)	Career 10 (on two occasions)	<b>Minutes</b>	Season 47 (vs. Louisville 1/7/12)
<b>Assists</b>	Season 9 (vs. Pittsburgh 12/27/11)	Career 47 (vs. Louisville 1/7/12)	
Career 9 (vs. Pittsburgh 12/27/11)			
<b>Steals</b>	Season 3 (vs. Louisville 1/7/12)		
Career 3 (vs. Louisville 1/7/12)			
<b>Blocks</b>	Season 1 (on four occasions)		
Career 1 (on four occasions)			

## Game-By-Game Stats

	Start	FG-A	3P-A	FT-A	Reb	PF	TP	A	TO	BK	S	Min
Mississippi Valley State	*	4-7	2-3	1-1	2	1	11	5	1	0	2	33
Detroit	*	4-10	3-6	0-0	2	0	11	3	1	0	1	30
Sam Houston State	*	6-6	1-1	4-7	6	0	17	7	1	0	2	36
Delaware State	*	4-6	3-3	6-8	4	3	17	6	2	1	1	39
Missouri	*	3-8	0-2	0-1	1	2	6	2	2	0	0	27
Georgia	*	4-7	2-4	10-11	5	2	20	4	0	0	1	39
Bryant	*	3-7	2-4	4-4	11	0	12	7	1	0	1	33
Gonzaga	*	5-9	0-3	6-7	1	2	16	3	4	0	1	32
Maryland	*	8-13	0-3	4-6	4	3	20	3	2	0	2	39
Maine	*	2-3	1-1	1-2	4	1	6	2	2	1	1	23
Dartmouth		0-8	0-6	0-0	3	2	0	4	1	1	2	30
Indiana	*	2-10	1-4	9-10	4	3	14	4	0	0	1	36
Sacred Heart	*	5-10	3-4	2-2	2	1	15	7	0	0	1	31
Pittsburgh	*	5-12	3-7	2-3	1	2	15	9	2	0	1	33
Cincinnati	*	5-12	2-8	5-5	2	3	17	4	3	0	1	37
Louisville	*	4-13	3-8	6-9	3	0	17	3	0	0	3	47
South Florida	*	5-11	2-5	2-2	1	1	14	4	3	0	2	39
Connecticut	*	2-9	2-8	0-2	1	4	6	5	0	0	1	35
Rutgers	*	4-10	1-3	0-1	3	3	9	7	3	0	2	34
Syracuse	*	2-5	1-3	6-6	2	1	11	6	5	0	0	37
Seton Hall	*	2-8	1-3	10-12	5	2	15	4	2	1	0	38
Connecticut												
Marquette												
West Virginia												
DePaul												
Rutgers												
Villanova												
West Virginia												
St. John's												
Georgetown												
Providence												

### Career Stats vs. The BIG EAST


Opponent	GP-GS	Min.	FG-A	3PT-A	FT-A	Reb.	A	PF	B	S	Pts.
Cincinnati	1-1	37	5-12	2-8	5-5	2/2.0	4	3	0	1	17/17.0
Connecticut	1-1	35	2-9	2-8	0-2	1/1.0	5	4	0	1	6/6.0
DePaul	0-0	0	0-0	0-0	0-0	0/0.0	0	0	0	0	0/0.0
Georgetown	0-0	0	0-0	0-0	0-0	0/0.0	0	0	0	0	0/0.0
Louisville	1-1	47	4-13	3-8	6-9	3/3.0	3	0	0	3	17/17.0
Marquette	0-0	0	0-0	0-0	0-0	0/0.0	0	0	0	0	0/0.0
Pittsburgh	1-1	33	5-12	3-7	2-3	1/1.0	9	2	0	1	15/15.0
Providence	0-0	0	0-0	0-0	0-0	0/0.0	0	0	0	0	0/0.0
Rutgers	1-1	34	4-10	1-3	0-1	3/3.0	7	3	0	2	9/9.0
St. John's	0-0	0	0-0	0-0	0-0	0/0.0	0	0	0	0	0/0.0
Seton Hall	1-1	38	2-8	1-3	10-12	5/5.0	4	2	1	0	15/15.0
USF	1-1	39	5-11	2-5	2-2	1/1.0	4	1	0	2	14/14.0
Syracuse	1-1	37	2-5	1-3	6-6	2/2.0	6	1	0	0	11/11.0
Villanova	0-0	0	0-0	0-0	0-0	0/0.0	0	0	0	0	0/0.0
West Virginia	0-0	0	0-0	0-0	0-0	0/0.0	0	0	0	0	0/0.0

## Career Statistics

Season	GP-GS	Min	Avg	FG-A	Pct	3FG-A	Pct	FT-A	Pct	O-D-TOT	Avg	PF-FO	Ast	TO	Blk	Stl	Pts	Avg	
2010-11										Did Not Play									
2011-12	21-20	728	34.7	79-184	.429	33-89	.371	78-99	.788	10-57-67	3.2	36-0	99	35	4	26	269	12.8	
<b>TOTAL</b>	<b>21-20</b>	<b>728</b>	<b>34.7</b>	<b>79-184</b>	<b>.429</b>	<b>33-89</b>	<b>.371</b>	<b>78-99</b>	<b>.788</b>	<b>10-57-67</b>	<b>3.2</b>	<b>36-0</b>	<b>99</b>	<b>35</b>	<b>4</b>	<b>26</b>	<b>269</b>	<b>12.8</b>	

## Career BIG EAST Statistics

Season	GP-GS	Min	Avg	FG-A	Pct	3FG-A	Pct	FT-A	Pct	O-D-TOT	Avg	PF-FO	Ast	TO	Blk	Stl	Pts	Avg	
2010-11										Did Not Play									
2011-12	8-8	300	37.5	29-80	.363	15-45	.333	31-40	.775	4-14-18	2.3	16-0	42	18	1	10	104	13.0	
<b>TOTAL</b>	<b>8-8</b>	<b>300</b>	<b>37.5</b>	<b>29-80</b>	<b>.363</b>	<b>15-45</b>	<b>.333</b>	<b>31-40</b>	<b>.775</b>	<b>4-14-18</b>	<b>2.3</b>	<b>16-0</b>	<b>42</b>	<b>18</b>	<b>1</b>	<b>10</b>	<b>104</b>	<b>13.0</b>	



# 24 Pat Connaughton

Freshman • Guard/Forward  
6-5 • 206  
Arlington, Mass. • St. John's Prep

### Career Games With:

Double Figure Points	4
20-Plus Points	1
30-Plus Points	N/A
10-Plus Rebounds	N/A
10-Plus Assists	N/A
Double-Double	N/A

### 2011-12 Honors, Awards & Accomplishments

- Recorded career high in rebounds (9) against Detroit (11/14/11)
- Set early career bests in points (24), steals (2), FG's (9) and 3FG's (6) against Sam Houston State (11/16/11)
- The six three's against SHSU were most by Irish freshman since Chris Thomas hit six against UConn on March 8, 2002 and the 24 points were most by a freshman since Torin Francis scored 25 against Arizona on March 27, 2003
- Played career-high 36 minutes against Delaware State (11/18/11) in first career start of Irish career
- Dished out career best three assists against Bryant (11/27/11)
- Hit career best 4 FT's against Maryland (12/4/11)
- Got first career BIG EAST start against Syracuse (1/21/12)

## Season and Career Bests

<b>Points</b>	24 (vs. Sam Houston 11/16/11)	<b>FG's</b>	9 (vs. Sam Houston 11/16/11)
Season	24 (vs. Sam Houston 11/16/11)	Season	9 (vs. Sam Houston 11/16/11)
Career	24 (vs. Sam Houston 11/16/11)	Career	9 (vs. Sam Houston 11/16/11)
<b>Rebounds</b>	9 (vs. Detroit 11/14/11)	<b>3PT FG's</b>	6 (vs. Sam Houston 11/16/11)
Season	9 (vs. Detroit 11/14/11)	Season	6 (vs. Sam Houston 11/16/11)
Career	9 (vs. Detroit 11/14/11)	Career	6 (vs. Sam Houston 11/16/11)
<b>Assists</b>	3 (on two occasions)	<b>FT's</b>	4 (vs. Maryland 12/4/11)
Season	3 (on two occasions)	Season	4 (vs. Maryland 12/4/11)
Career	3 (on two occasions)	Career	4 (vs. Maryland 12/4/11)
<b>Steals</b>	2 (on two occasions)	<b>Minutes</b>	36 (vs. Delaware St. 11/18/11)
Season	2 (on two occasions)	Season	36 (vs. Delaware St. 11/18/11)
Career	2 (on two occasions)	Career	36 (vs. Delaware St. 11/18/11)
<b>Blocks</b>	1 (on three occasions)		
Season	1 (on three occasions)		
Career	1 (on three occasions)		

## Game-By-Game Stats

	Start	FG-A	3P-A	FT-A	Reb	PF	TP	A	TO	BK	S	Min
Mississippi Valley State		0-4	0-2	2-2	4	1	2	0	0	0	0	15
Detroit		4-5	0-1	2-3	9	2	10	0	1	0	0	20
Sam Houston State		9-14	6-10	0-1	5	1	24	1	1	0	2	33
Delaware State	*	3-9	1-3	2-2	7	1	9	2	2	0	0	36
Missouri		2-4	1-2	2-3	5	1	7	0	0	1	0	26
Georgia		4-7	1-3	2-4	0	0	11	0	0	0	0	18
Bryant	*	1-5	0-1	0-0	3	0	2	3	1	0	0	24
Gonzaga		4-8	2-3	1-1	3	0	11	0	0	0	1	26
Maryland		2-4	1-2	4-4	6	3	9	0	0	0	1	25
Maine		1-4	0-2	2-2	5	0	4	0	1	0	0	26
Dartmouth	*	1-6	1-6	0-0	4	0	3	3	1	0	0	27
Indiana		1-3	0-1	0-1	4	4	2	1	1	0	1	22
Sacred Heart		1-4	1-2	2-2	2	1	5	0	0	0	0	20
Pittsburgh		1-1	0-0	0-0	0	0	2	2	0	0	0	11
Cincinnati		2-6	1-5	0-0	4	3	5	0	1	0	0	15
Louisville		0-0	0-0	0-0	0	1	0	0	1	0	0	8
South Florida		2-4	1-2	0-0	1	0	5	0	1	1	0	10
Connecticut		1-7	0-3	0-0	4	3	2	0	0	0	2	20
Rutgers		3-8	1-6	0-0	5	4	7	0	0	1	0	29
Syracuse	*	2-3	2-3	1-2	7	2	7	1	2	0	0	24
Seton Hall	*	0-3	0-3	0-0	5	1	0	0	1	0	0	17
Connecticut												
Marquette												
West Virginia												
DePaul												
Rutgers												
Villanova												
West Virginia												
St. John's												
Georgetown												
Providence												

### Career Stats vs. The BIG EAST

Opponent	GP-GS	Min.	FG-A	3PT-A	FT-A	Reb.	A	PF	B	S	Pts.
Cincinnati	1-0	15	2-6	1-5	0-0	4/4.0	0	3	0	0	5/5.0
Connecticut	1-0	20	1-7	0-3	0-0	4/4.0	0	3	0	2	2/2.0
DePaul	0-0	0	0-0	0-0	0-0	0/0.0	0	0	0	0	0/0.0
Georgetown	0-0	0	0-0	0-0	0-0	0/0.0	0	0	0	0	0/0.0
Louisville	1-0	8	0-0	0-0	0-0	0/0.0	0	1	0	0	0/0.0
Marquette	0-0	0	0-0	0-0	0-0	0/0.0	0	0	0	0	0/0.0
Pittsburgh	1-0	11	1-1	0-0	0-0	0/0.0	2	0	0	0	2/2.0
Providence	0-0	0	0-0	0-0	0-0	0/0.0	0	0	0	0	0/0.0
Rutgers	1-0	29	3-8	1-6	0-0	5/5.0	0	4	1	0	7/7.0
St. John's	0-0	0	0-0	0-0	0-0	0/0.0	0	0	0	0	0/0.0
Seton Hall	1-1	17	0-3	0-3	0-0	5/5.0	0	1	0	0	0/0.0
USF	1-0	10	2-4	1-2	0-0	1/1.0	0	0	1	0	5/5.0
Syracuse	1-1	24	2-3	2-3	1-2	7/7.0	1	2	0	0	7/7.0
Villanova	0-0	0	0-0	0-0	0-0	0/0.0	0	0	0	0	0/0.0
West Virginia	0-0	0	0-0	0-0	0-0	0/0.0	0	0	0	0	0/0.0


## Career Statistics

Season	GP-GS	Min	Avg	FG-A	Pct	3FG-A	Pct	FT-A	Pct	O-D-TOT	Avg	PF-FO	Ast	TO	Blk	Stl	Pts	Avg
2011-12	21-5	452	21.5	44-109	.404	19-60	.317	20-27	.741	19-64-83	4.0	28-0	13	14	3	7	127	6.0
<b>TOTAL</b>	<b>21-5</b>	<b>452</b>	<b>21.5</b>	<b>44-109</b>	<b>.404</b>	<b>19-60</b>	<b>.317</b>	<b>20-27</b>	<b>.741</b>	<b>19-64-83</b>	<b>4.0</b>	<b>28-0</b>	<b>13</b>	<b>14</b>	<b>3</b>	<b>7</b>	<b>127</b>	<b>6.0</b>

## Career BIG EAST Statistics

Season	GP-GS	Min	Avg	FG-A	Pct	3FG-A	Pct	FT-A	Pct	O-D-TOT	Avg	PF-FO	Ast	TO	Blk	Stl	Pts	Avg
2011-12	8-2	134	16.8	11-32	.344	5-22	.227	1-2	.500	6-20-26	3.3	14-0	3	6	2	2	28	3.5
<b>TOTAL</b>	<b>8-2</b>	<b>134</b>	<b>16.8</b>	<b>11-32</b>	<b>.344</b>	<b>5-22</b>	<b>.227</b>	<b>1-2</b>	<b>.500</b>	<b>6-20-26</b>	<b>3.3</b>	<b>14-0</b>	<b>3</b>	<b>6</b>	<b>2</b>	<b>2</b>	<b>28</b>	<b>3.5</b>





# 25 Tom Knight | Junior • Forward

6-9 • 250  
Dixfield, Maine • Dirigo

### Career Games With:

Double Figure Points .....	N/A
20-Plus Points .....	N/A
30-Plus Points .....	N/A
10-Plus Rebounds .....	N/A
10-Plus Assists .....	N/A
Double-Double .....	N/A

### 2011-12 Honors, Awards & Accomplishments

- Started three consecutive games (Maryland, Maine, Dartmouth); first three starts of Irish career
- Career highs in blocks (3), FT's (4) and minutes (25) and tied career high in rebounds (5) against Dartmouth (12/10/11)
- Career high nine points against Sacred Heart (12/19/11)

## Season and Career Bests

<b>Points</b>	9 (vs. Sacred Heart 12/19/11)	<b>FG's</b>	3 (on four occasions)
Season	9 (vs. Sacred Heart 12/19/11)	Career	3 (on six occasions)
<b>Rebounds</b>	5 (vs. Dartmouth 12/10/11)	<b>3PT FG's</b>	Season --
Season	5 (on two occasions)	Career	--
<b>Assists</b>	2 (on three occasions)	<b>FT's</b>	4 (vs. Dartmouth 12/10/11)
Season	2 (on three occasions)	Career	4 (vs. Dartmouth 12/10/11)
<b>Steals</b>	2 (vs. Sam Houston 11/16/11)	<b>Minutes</b>	25 (vs. Dartmouth 12/10/11)
Season	2 (vs. Sam Houston 11/16/11)	Career	25 (vs. Dartmouth 12/10/11)
<b>Blocks</b>	3 (vs. Dartmouth 12/10/11)		
Season	3 (vs. Dartmouth 12/10/11)		
Career	3 (vs. Dartmouth 12/10/11)		

## Game-By-Game Stats

	Start	FG-A	3P-A	FT-A	Reb	PF	TP	A	TO	BK	S	Min
Mississippi Valley State		0-0	0-0	0-0	2	0	0	0	0	0	0	5
Detroit		0-1	0-0	0-0	1	0	0	0	0	0	0	1
Sam Houston State		3-7	0-0	1-2	1	1	7	2	0	0	2	19
Delaware State		3-4	0-0	0-0	0	2	6	0	0	0	0	8
Missouri												DNP
Georgia												DNP
Bryant		2-3	0-0	0-0	0	2	4	1	0	0	0	8
Gonzaga		2-3	0-0	0-0	3	3	4	1	0	2	0	14
Maryland	*	2-3	0-0	0-0	0	2	4	0	0	0	0	9
Maine	*	2-6	0-0	3-5	2	2	7	2	2	1	1	23
Dartmouth	*	2-6	0-0	4-4	5	1	8	1	1	3	1	25
Indiana		0-1	0-0	0-2	0	1	0	0	0	1	0	5
Sacred Heart		3-4	0-0	3-4	1	1	9	2	1	0	0	11
Pittsburgh		3-5	0-0	0-0	1	1	6	0	0	2	0	14
Cincinnati		2-4	0-0	0-1	3	1	4	0	2	0	0	12
Louisville												DNP
South Florida		0-0	0-0	0-0	1	1	0	0	0	1	0	9
Connecticut		1-4	0-0	0-0	4	1	2	0	0	0	0	9
Rutgers		0-0	0-0	0-0	0	0	0	0	0	0	0	3
Syracuse		2-4	0-0	0-0	2	0	4	0	0	0	0	7
Seton Hall		0-0	0-0	0-0	1	3	0	1	1	2	0	8
Connecticut												
Marquette												
West Virginia												
DePaul												
Rutgers												
Villanova												
West Virginia												
St. John's												
Georgetown												
Providence												

### Career Stats vs. The BIG EAST


Opponent	GP-GS	Min.	FG-A	3PT-A	FT-A	Reb.	A	PF	B	S	Pts.
Cincinnati	2-0	16	3-5	0-0	0-1	3/1.5	0	2	0	0	6/3.0
Connecticut	1-0	9	1-4	0-0	0-0	4/4.0	0	1	0	0	2/2.0
DePaul	1-0	2	1-1	0-0	0-0	0/0.0	0	0	0	0	2/2.0
Georgetown	0-0	0	0-0	0-0	0-0	0/0.0	0	0	0	0	0/0.0
Louisville	0-0	0	0-0	0-0	0-0	0/0.0	0	0	0	0	0/0.0
Marquette	1-0	2	0-0	0-0	0-0	1/1.0	0	0	0	0	0/0.0
Pittsburgh	1-0	14	3-5	0-0	0-0	1/1.0	0	1	2	0	6/6.0
Providence	0-0	0	0-0	0-0	0-0	0/0.0	0	0	0	0	0/0.0
Rutgers	1-0	3	0-0	0-0	0-0	0/0.0	0	0	0	0	0/0.0
St. John's	1-0	0	0-0	0-0	0-0	0/0.0	0	0	0	0	0/0.0
Seton Hall	1-0	8	0-0	0-0	0-0	1/1.0	1	3	2	0	0/0.0
USF	2-0	14	0-2	0-0	0-0	1/0.5	0	1	1	0	0/0.0
Syracuse	2-0	7	2-4	0-0	0-0	2/1.0	0	0	0	0	4/2.0
Villanova	1-0	1	0-0	0-0	0-0	1/1.0	1	1	0	0	0/0.0
West Virginia	0-0	0	0-0	0-0	0-0	0/0.0	0	0	0	0	0/0.0

### Career Statistics

Season	GP-GS	Min	Avg	FG-A	Pct	3FG-A	Pct	FT-A	Pct	O-D-TOT	Avg	PF-FO	Ast	TO	Blk	Stl	Pts	Avg
2009-10										Did Not Play								
2010-11	14-0	53	3.8	9-19	.474	0-0	.000	2-2	1.000	7-9-16	1.1	3-0	3	1	2	0	20	1.4
2011-12	18-3	190	10.6	27-55	.491	0-0	.000	11-18	.611	13-14-27	1.5	22-0	10	7	12	5	65	3.6
<b>TOTAL</b>	<b>32-3</b>	<b>243</b>	<b>7.6</b>	<b>36-74</b>	<b>.486</b>	<b>0-0</b>	<b>.000</b>	<b>13-20</b>	<b>.650</b>	<b>20-23-43</b>	<b>1.3</b>	<b>25-0</b>	<b>13</b>	<b>8</b>	<b>14</b>	<b>5</b>	<b>85</b>	<b>2.7</b>

### Career BIG EAST Statistics

Season	GP-GS	Min	Avg	FG-A	Pct	3FG-A	Pct	FT-A	Pct	O-D-TOT	Avg	PF-FO	Ast	TO	Blk	Stl	Pts	Avg
2009-10										Did Not Play								
2010-11	6-0	11	1.8	1-3	.333	0-0	.000	0-0	.000	1-1-2	0.3	1-0	1	0	0	0	2	0.3
2011-12	7-0	62	8.9	8-17	.471	0-0	.000	0-1	.000	8-4-12	1.7	7-0	1	3	5	0	16	2.3
<b>TOTAL</b>	<b>13-0</b>	<b>73</b>	<b>5.6</b>	<b>9-20</b>	<b>.450</b>	<b>0-0</b>	<b>.000</b>	<b>0-1</b>	<b>.000</b>	<b>9-5-14</b>	<b>1.1</b>	<b>8-0</b>	<b>2</b>	<b>3</b>	<b>5</b>	<b>0</b>	<b>18</b>	<b>1.4</b>



# 32 Joey Brooks | Junior • Guard

6-6 • 220  
Houston, Texas • Strake Jesuit Prep School

### Career Games With:

Double Figure Points .....	5
20-Plus Points.....	N/A
30-Plus Points.....	N/A
10-Plus Rebounds.....	N/A
10-Plus Assists .....	N/A
Double-Double .....	N/A

### 2011-12 Honors, Awards & Accomplishments

- First career start against Mississippi Valley State (11/12/11)
- Set career bests in points (13), rebounds (9), FT's (7) and minutes (35) in second career start against Detroit (11/14/11)
- Match career high in points (13) while also setting career best in FG's (5), 3FG's (2) and blocks (3) against Bryant (11/27/11)
- First career BIG EAST start against Rutgers (1/16/12)

## Season and Career Bests

<b>Points</b>	13 (on three occasions)	<b>FG's</b>	5 (on two occasions)
Season	13 (on three occasions)	Career	5 (on two occasions)
<b>Rebounds</b>	9 (vs. Detroit 11/14/11)	<b>3PT FG's</b>	2 (vs. Bryant 11/27/11)
Season	9 (vs. Detroit 11/14/11)	Career	2 (vs. Bryant 11/27/11)
<b>Assists</b>	3 (on two occasions)	<b>FT's</b>	7 (vs. Detroit 11/14/11)
Season	3 (on three occasions)	Career	7 (vs. Detroit 11/14/11)
<b>Steals</b>	2 (vs. Detroit 11/14/11)	<b>Minutes</b>	35 (vs. Detroit 11/14/11)
Season	3 (vs. Georgia Southern 11/12/10)	Career	35 (vs. Detroit 11/14/11)
<b>Blocks</b>	3 (vs. Bryant 11/27/11)		
Season	3 (vs. Bryant 11/27/11)		

## Game-By-Game Stats

	Start	FG-A	3P-A	FT-A	Reb	PF	TP	A	TO	BK	S	Min
Mississippi Valley State	*	3-6	1-2	2-4	4	1	9	3	2	0	0	29
Detroit	*	3-9	0-0	7-13	9	3	13	2	1	0	2	35
Sam Houston State	*	0-4	0-0	0-0	1	1	0	1	0	0	0	12
Delaware State												
Missouri		1-5	1-2	1-2	1	2	4	1	1	0	0	14
Georgia		0-1	0-0	0-0	0	0	0	0	0	0	0	3
Bryant	*	5-7	2-2	1-2	6	3	13	2	2	3	0	24
Gonzaga	*	3-7	0-2	0-2	5	3	6	1	1	0	0	28
Maryland	*	2-6	0-1	3-4	3	3	7	1	0	0	0	26
Maine	*	1-2	0-0	0-0	1	1	2	1	1	0	0	10
Dartmouth		5-6	0-0	3-3	4	3	13	2	1	0	0	22
Indiana		0-1	0-0	0-0	0	0	0	0	1	0	0	4
Sacred Heart		3-5	1-1	5-5	2	2	12	3	0	0	1	17
Pittsburgh		0-0	0-0	0-0	0	0	0	0	1	0	0	5
Cincinnati		0-2	0-1	0-0	4	2	0	2	0	0	0	16
Louisville		1-3	1-1	1-2	4	5	4	1	0	0	0	26
South Florida		0-1	0-1	3-4	1	0	3	0	0	0	1	5
Connecticut		1-4	0-1	0-0	3	0	2	0	1	0	0	13
Rutgers	*	1-1	1-1	0-0	2	1	3	0	2	0	0	9
Syracuse		0-1	0-0	1-2	1	0	1	0	1	0	0	3
Seton Hall		0-0	0-0	0-2	1	1	0	0	1	0	0	3
Connecticut												
Marquette												
West Virginia												
DePaul												
Rutgers												
Villanova												
West Virginia												
St. John's												
Georgetown												
Providence												

### Career Stats vs. The BIG EAST

Opponent	GP-GS	Min.	FG-A	3PT-A	FT-A	Reb.	A	PF	B	S	Pts.
Cincinnati	5-0	29	2-6	1-4	0-1	7/1.4	3	3	0	0	5/1.0
Connecticut	4-0	21	1-4	0-1	0-0	4/1.0	1	2	0	0	2/0.5
DePaul	2-0	11	0-0	0-0	2-2	1/0.5	0	0	0	0	2/1.0
Georgetown	0-0	0	0-0	0-0	0-0	0/0.0	0	0	0	0	0/0.0
Louisville	2-0	28	1-3	1-1	1-2	4/2.0	1	6	0	0	4/2.0
Marquette	2-0	18	1-2	0-0	1-4	1/0.5	0	3	0	2	3/1.5
Pittsburgh	1-0	5	0-0	0-0	0-0	0/0.0	0	0	0	0	0/0.0
Providence	1-0	0	0-0	0-0	0-0	0/0.0	0	0	0	0	0/0.0
Rutgers	3-1	14	1-2	1-1	0-0	2/0.7	0	1	0	1	3/1.0
St. John's	3-0	38	1-1	0-0	9-16	5/1.7	0	4	0	2	11/3.7
Seton Hall	3-0	11	1-1	0-0	1-4	1/0.3	0	3	0	1	3/1.0
USF	2-0	14	0-2	0-1	3-6	1/0.5	0	1	0	1	3/1.5
Syracuse	2-0	4	0-1	0-0	1-2	1/0.5	0	0	0	0	1/0.5
Villanova	2-0	8	1-2	0-0	0-0	0/0.0	1	0	0	1	2/1.0
West Virginia	2-0	11	2-3	1-1	0-0	1/0.5	0	1	0	0	5/2.5

## Career Statistics

Season	GP-GS	Min	Avg	FG-A	Pct	3FG-A	Pct	FT-A	Pct	O-D-TOT	Avg	PF-FO	Ast	TO	Blk	Stl	Pts	Avg
2009-10	22-0	86	3.9	15-31	.484	4-7	.571	11-16	.688	5-4-9	0.4	12-0	4	5	0	9	45	2.0
2010-11	27-0	205	7.6	12-34	.353	1-13	.077	17-37	.459	7-22-29	1.1	25-1	11	15	0	10	42	1.6
2011-12	20-8	304	15.2	29-71	.408	7-15	.467	27-45	.600	15-37-52	2.6	31-1	20	16	3	4	92	4.6
<b>TOTAL</b>	<b>69-8</b>	<b>595</b>	<b>8.6</b>	<b>56-136</b>	<b>.412</b>	<b>12-35</b>	<b>.343</b>	<b>55-98</b>	<b>.561</b>	<b>27-63-90</b>	<b>1.3</b>	<b>68-2</b>	<b>35</b>	<b>36</b>	<b>3</b>	<b>23</b>	<b>179</b>	<b>2.6</b>

## Career BIG EAST Statistics

Season	GP-GS	Min	Avg	FG-A	Pct	3FG-A	Pct	FT-A	Pct	O-D-TOT	Avg	PF-FO	Ast	TO	Blk	Stl	Pts	Avg
2009-10	11-0	39	3.5	5-8	.625	2-2	1.000	3-4	.750	0-3-3	0.3	5-0	2	1	0	3	15	1.4
2010-11	13-0	87	6.7	2-6	.333	0-2	.000	10-23	.435	1-8-9	0.7	9-0	0	5	0	4	14	1.1
2011-12	8-1	80	10.0	3-12	.250	2-5	.400	5-10	.500	6-10-16	2.0	9-1	3	6	0	1	13	1.6
<b>TOTAL</b>	<b>32-1</b>	<b>206</b>	<b>6.4</b>	<b>10-26</b>	<b>.385</b>	<b>4-9</b>	<b>.444</b>	<b>18-37</b>	<b>.486</b>	<b>7-21-28</b>	<b>0.9</b>	<b>23-1</b>	<b>5</b>	<b>12</b>	<b>0</b>	<b>8</b>	<b>42</b>	<b>1.3</b>



# 33 Mike Broghammer | Junior • Forward

6-9 • 265  
Orono, Minn. • Hopkins

### Career Games With:

Double Figure Points.....	N/A
20-Plus Points.....	N/A
30-Plus Points.....	N/A
10-Plus Rebounds.....	N/A
10-Plus Assists.....	N/A
Double-Double.....	N/A

### 2011-12 Honors, Awards & Accomplishments

- Set career high in assists with two against Sam Houston State (11/16/11)
- Set career highs in points (9) and FG's (4) against Delaware State (11/18/11)
- Notched career marks in rebounds (7), blocks (2) and minutes (16) against Maryland (12/4/11)

## Season and Career Bests

<b>Points</b>	9 (vs. Delaware St. 11/18/11)	<b>FG's</b>	4 (vs. Delaware St. 11/18/11)
Season	9 (vs. Delaware St. 11/18/11)	Career	4 (vs. Delaware St. 11/18/11)
<b>Rebounds</b>	7 (vs. Maryland 12/4/11)	<b>3PT FG's</b>	--
Season	7 (vs. Maryland 12/4/11)	Season	1 (vs. Bucknell 12/22/09)
Career	7 (vs. Maryland 12/4/11)	<b>FT's</b>	1 (on three occasions)
<b>Assists</b>	2 (on two occasions)	Career	1 (on nine occasions)
Season	2 (on two occasions)	<b>Minutes</b>	16 (vs. Maryland 12/4/11)
Career	2 (on two occasions)	Season	16 (vs. Maryland 12/4/11)
<b>Steals</b>	1 (on four occasions)	Career	16 (vs. Maryland 12/4/11)
Season	2 (vs. Louisville 2/17/10)		
Career	2 (vs. Louisville 2/17/10)		
<b>Blocks</b>	2 (on two occasions)		
Season	2 (on two occasions)		
Career	2 (on two occasions)		

## Game-By-Game Stats

	Start	FG-A	3P-A	FT-A	Reb	PF	TP	A	TO	BK	S	Min
Mississippi Valley State		3-4	0-0	0-0	2	0	6	0	0	1	1	8
Detroit		0-1	0-0	0-2	0	0	0	0	0	0	0	1
Sam Houston State		1-1	0-0	0-0	2	1	2	2	1	1	0	11
Delaware State		4-5	0-0	1-2	5	3	9	1	1	0	0	12
Missouri		0-0	0-0	0-0	1	0	0	0	0	0	0	4
Georgia		0-0	0-0	0-0	0	0	0	0	0	0	0	1
Bryant		3-4	0-0	0-0	4	1	6	1	0	0	0	10
Gonzaga		0-1	0-0	0-0	0	2	0	0	2	0	1	4
Maryland		0-2	0-0	0-2	7	1	0	0	0	2	0	16
Maine		1-1	0-0	0-2	1	1	2	2	1	0	1	11
Dartmouth		2-3	0-0	0-0	2	5	4	0	1	2	1	11
Indiana		0-0	0-0	0-0	0	2	0	0	0	0	0	3
Sacred Heart		3-3	0-0	1-3	6	1	7	1	0	1	0	12
Pittsburgh		0-0	0-0	0-0	0	0	0	0	0	0	0	1
Cincinnati												DNP
Louisville		1-1	0-0	0-0	0	4	2	0	1	1	0	7
South Florida		0-1	0-0	0-0	0	0	0	0	0	0	0	1
Connecticut		0-0	0-0	0-0	0	0	0	0	0	0	0	1
Rutgers		0-1	0-0	0-2	1	0	0	0	0	1	0	2
Syracuse												DNP
Seton Hall		0-0	0-0	1-2	1	0	1	0	0	0	0	5
Connecticut												
Marquette												
West Virginia												
DePaul												
Rutgers												
Villanova												
West Virginia												
St. John's												
Georgetown												
Providence												

### Career Stats vs. The BIG EAST

Opponent	GP-GS	Min.	FG-A	3PT-A	FT-A	Reb.	A	PF	B	S	Pts.
Cincinnati	0-0	0	0-0	0-0	0-0	0/0.0	0	0	0	0	0/0.0
Connecticut	2-0	2	0-0	0-0	0-0	0/0.0	0	0	0	0	0/0.0
DePaul	0-0	0	0-0	0-0	0-0	0/0.0	0	0	0	0	0/0.0
Georgetown	0-0	0	0-0	0-0	0-0	0/0.0	0	0	0	0	0/0.0
Louisville	2-0	17	2-3	0-0	0-0	1/0.5	0	9	1	2	4/2.0
Marquette	1-0	2	1-1	0-0	0-0	0/0.0	0	0	0	0	2/2.0
Pittsburgh	2-0	4	0-1	0-0	0-0	0/0.0	0	0	0	0	0/0.0
Providence	0-0	0	0-0	0-0	0-0	0/0.0	0	0	0	0	0/0.0
Rutgers	1-0	2	0-1	0-0	0-2	1/1.0	0	0	1	0	0/0.0
St. John's	1-0	2	0-0	0-0	0-0	0/0.0	0	0	1	0	0/0.0
Seton Hall	1-0	5	0-0	0-0	1-2	1/1.0	0	0	0	0	1/1.0
USF	1-0	1	0-1	0-0	0-0	0/0.0	0	0	0	0	0/0.0
Syracuse	1-0	1	0-0	0-0	0-0	0/0.0	0	0	0	0	0/0.0
Villanova	0-0	0	0-0	0-0	0-0	0/0.0	0	0	0	0	0/0.0
West Virginia	0-0	0	0-0	0-0	0-0	0/0.0	0	0	0	0	0/0.0

## Career Statistics

Season	GP-GS	Min	Avg	FG-A	Pct	3FG-A	Pct	FT-A	Pct	O-D-TOT	Avg	PF-FO	Ast	TO	Blk	Stl	Pts	Avg
2009-10	13-0	71	5.5	10-22	.455	1-4	.250	3-7	.429	8-6-14	1.1	13-1	2	4	1	4	24	1.8
2010-11	10-0	52	5.2	8-20	.400	0-0	.000	2-6	.333	6-4-10	1.0	8-0	1	2	2	0	18	1.8
2011-12	19-0	121	6.4	18-28	.643	0-0	.000	3-15	.200	14-18-32	1.7	21-1	7	7	9	4	39	2.1
<b>TOTAL</b>	<b>42-0</b>	<b>244</b>	<b>5.8</b>	<b>36-70</b>	<b>.514</b>	<b>1-4</b>	<b>.250</b>	<b>8-28</b>	<b>.286</b>	<b>28-28-56</b>	<b>1.3</b>	<b>42-2</b>	<b>10</b>	<b>13</b>	<b>12</b>	<b>8</b>	<b>81</b>	<b>1.9</b>

## Career BIG EAST Statistics

Season	GP-GS	Min	Avg	FG-A	Pct	3FG-A	Pct	FT-A	Pct	O-D-TOT	Avg	PF-FO	Ast	TO	Blk	Stl	Pts	Avg
2009-10	3-0	14	4.7	1-3	.333	0-0	.000	0-0	.000	1-0-1	0.3	5-1	0	1	0	2	2	0.7
2010-11	3-0	5	1.7	1-1	1.000	0-0	.000	0-0	.000	0-0-0	0.0	0-0	0	0	1	0	2	0.7
2011-12	6-0	17	2.8	1-3	.333	0-0	.000	1-4	.250	1-1-2	0.3	4-0	0	1	2	0	3	0.5
<b>TOTAL</b>	<b>12-0</b>	<b>36</b>	<b>3.0</b>	<b>3-7</b>	<b>.429</b>	<b>0-0</b>	<b>.000</b>	<b>1-4</b>	<b>.250</b>	<b>2-1-3</b>	<b>0.3</b>	<b>9-1</b>	<b>0</b>	<b>2</b>	<b>3</b>	<b>2</b>	<b>7</b>	<b>0.6</b>



# 45 Jack Cooley | Junior • Forward 6-9 • 248 Glenview, Ill. • Glenbrook South

### Career Games With:

Double Figure Points	14
20-Plus Points	2
30-Plus Points	N/A
10-Plus Rebounds	8
10-Plus Assists	N/A
Double-Double	6

### 2011-12 Honors, Awards & Accomplishments

- Recorded all six career double-doubles this season
- First career start versus Mississippi Valley State (11/12/11)
- Set career marks in assists (4) and steals (3) against Sam Houston State (11/16/11)
- Registered first career double-double with 11 points (including then-career-high 7 free throws) and a career-best 17 rebounds against Delaware State (11/18/11)
- Matched career best with 3 steals against Missouri (11/21/11)
- Recorded career best 2 blocks for fifth time in career against Georgia (11/22/11)
- Posted second double-double of the season (22 points, 14 rebounds) against Maine (12/8/11) ... 22 points marked a career best, including career high 8 FT's
- Matched career high in points (22) while blocking a career best four shots against Dartmouth (12/10/11)
- Named to the BIG EAST Weekly Honor Roll a team-high four times this season (Dec. 12, Dec. 26, Jan. 9, Jan. 23)

## Season and Career Bests

<b>Points</b>	22 (on two occasions)	<b>FG's</b>	9 (vs. Dartmouth 12/10/11)
Season	22 (on two occasions)	Career	9 (on two occasions)
<b>Rebounds</b>	17 (vs. Delaware St. 11/18/11)	<b>3PT FG's</b>	--
Season	17 (vs. Delaware St. 11/18/11)	Season	--
Career	17 (vs. Delaware St. 11/18/11)	Career	--
<b>Assists</b>	4 (vs. Sam Houston 11/16/11)	<b>FT's</b>	8 (vs. Maine 12/8/11)
Season	4 (vs. Sam Houston 11/16/11)	Season	8 (vs. Maine 12/8/11)
Career	4 (vs. Sam Houston 11/16/11)	Career	8 (vs. Maine 12/8/11)
<b>Steals</b>	3 (on two occasions)	<b>Minutes</b>	43 (vs. Louisville 1/7/12)
Season	3 (on two occasions)	Season	43 (vs. Louisville 1/7/12)
Career	3 (on two occasions)	Career	43 (vs. Louisville 1/7/12)
<b>Blocks</b>	4 (vs. Dartmouth 12/10/11)		
Season	4 (vs. Dartmouth 12/10/11)		
Career	4 (vs. Dartmouth 12/10/11)		

## Game-By-Game Stats

	Start	FG-A	3P-A	FT-A	Reb	PF	TP	A	TO	BK	S	Min
Mississippi Valley State	*	0-5	0-0	3-4	10	3	3	1	1	1	0	17
Detroit	*	3-3	0-0	1-1	8	4	7	2	4	2	0	22
Sam Houston State	*	2-3	0-0	2-4	6	3	6	4	3	1	3	24
Delaware State	*	2-7	0-0	7-8	17	2	11	1	2	0	0	31
Missouri	*	0-1	0-0	0-0	1	1	0	0	0	0	3	18
Georgia	*	1-1	0-0	0-3	6	2	2	0	1	2	1	22
Bryant	*	2-3	0-0	0-0	2	1	4	1	2	0	0	10
Gonzaga	*	3-7	0-0	0-1	6	1	6	0	1	0	0	21
Maryland							DNP-illness					
Maine		7-11	0-0	8-9	14	3	22	1	1	2	0	27
Dartmouth	*	9-11	0-0	4-4	9	2	22	1	1	4	1	25
Indiana	*	4-5	0-0	4-5	5	5	12	0	2	1	1	21
Sacred Heart	*	7-7	0-0	5-6	8	1	19	0	0	3	0	25
Pittsburgh	*	3-7	0-0	2-4	14	3	8	1	1	2	1	32
Cincinnati	*	7-12	0-0	1-3	11	0	15	0	2	3	1	29
Louisville	*	6-12	0-0	6-7	10	3	18	1	1	1	1	43
South Florida	*	7-11	0-0	2-4	7	1	16	3	0	2	0	31
Connecticut	*	2-7	0-0	3-3	6	2	7	1	2	1	0	25
Rutgers	*	4-5	0-0	1-3	9	3	9	0	2	0	1	32
Syracuse	*	5-8	0-0	7-10	10	3	17	0	1	2	0	35
Seton Hall	*	4-6	0-0	5-6	11	5	13	0	4	2	1	34
Connecticut												
Marquette												
West Virginia												
DePaul												
Rutgers												
Villanova												
West Virginia												
St. John's												
Georgetown												
Providence												

### Career Stats vs. The BIG EAST

Opponent	GP-GS	Min.	FG-A	3PT-A	FTA	Reb.	A	PF	B	S	Pts.
Cincinnati	4-1	50	9-15	0-0	1-3	18/4.5	0	2	5	1	19/4.8
Connecticut	5-1	65	5-14	0-0	4-5	20/4.0	1	7	1	1	14/2.8
DePaul	1-0	7	1-2	0-0	1-2	1/1.0	1	3	0	0	3/3.0
Georgetown	2-0	17	3-3	0-0	0-0	4/2.0	0	0	0	0	6/3.0
Louisville	4-1	94	14-20	0-0	6-8	24/6.0	1	13	4	4	34/8.5
Marquette	2-0	11	0-2	0-0	0-0	3/1.5	0	2	0	0	0/0.0
Pittsburgh	3-1	55	4-9	0-0	2-5	19/6.3	1	8	4	1	10/3.3
Providence	1-0	8	1-2	0-0	0-0	2/2.0	2	0	0	0	2/2.0
Rutgers	2-1	36	5-7	0-0	1-3	10/5.0	0	3	1	1	11/5.5
St. John's	3-0	29	2-5	0-0	3-6	8/2.7	0	4	2	1	7/2.3
Seton Hall	2-1	39	4-6	0-0	5-8	12/6.0	0	6	2	1	13/6.5
USF	3-1	47	16-21	0-0	2-5	15/5.0	3	3	3	1	34/11.3
Syracuse	2-1	47	7-11	0-0	7-10	12/6.0	0	5	3	0	21/10.5
Villanova	2-0	14	0-0	0-0	0-0	5/2.5	1	1	1	0	0/0.0
West Virginia	1-0	9	0-2	0-0	0-0	3/3.0	1	1	0	0	0/0.0

## Career Statistics

Season	GP-GS	Min	Avg	FG-A	Pct	3FG-A	Pct	FT-A	Pct	O-D-TOT	Avg	PF-FO	Ast	TO	Blk	Stl	Pts	Avg
2009-10	21-0	111	5.3	8-20	.400	0-0	.000	4-12	.333	22-15-37	1.8	19-1	1	4	5	3	20	1.0
2010-11	34-0	351	10.3	55-84	.655	0-0	.000	15-29	.517	53-53-106	3.1	51-0	11	11	18	8	125	3.7
2011-12	20-18	524	26.2	78-132	.591	0-0	.000	61-85	.718	74-96-170	8.5	48-2	17	31	29	14	217	10.9
<b>TOTAL</b>	<b>75-18</b>	<b>986</b>	<b>13.1</b>	<b>141-236</b>	<b>.597</b>	<b>0-0</b>	<b>.000</b>	<b>80-126</b>	<b>.635</b>	<b>149-164-313</b>	<b>4.2</b>	<b>118-3</b>	<b>29</b>	<b>46</b>	<b>52</b>	<b>25</b>	<b>362</b>	<b>4.8</b>

## Career BIG EAST Statistics

Season	GP-GS	Min	Avg	FG-A	Pct	3FG-A	Pct	FT-A	Pct	O-D-TOT	Avg	PF-FO	Ast	TO	Blk	Stl	Pts	Avg
2009-10	9-0	59	6.6	4-6	.667	0-0	.000	1-4	.250	7-8-15	1.7	14-1	0	1	2	2	9	1.0
2010-11	18-0	177	9.8	25-40	.625	0-0	.000	4-11	.364	23-27-50	2.8	23-0	5	4	8	3	54	3.0
2011-12	8-8	261	32.6	38-68	.559	0-0	.000	27-40	.675	37-41-78	9.8	20-1	6	13	13	5	103	12.9
<b>TOTAL</b>	<b>35-8</b>	<b>497</b>	<b>14.2</b>	<b>67-114</b>	<b>.588</b>	<b>0-0</b>	<b>.000</b>	<b>32-55</b>	<b>.582</b>	<b>67-76-143</b>	<b>4.1</b>	<b>57-2</b>	<b>11</b>	<b>18</b>	<b>23</b>	<b>10</b>	<b>166</b>	<b>4.7</b>

**Game #1**  
**Notre Dame 80, Mississippi Valley State 67**  
**Notre Dame, Ind. (Purcell Pavilion)**  
**November 12, 2011**

Mississippi Valley State	FG-A	3FG-A	FT-A	REB	PF	TP	A	TO	BK	ST	MIN
Amos Stuidvant	6-9	0-0	0-0	1-4-5	4	12	0	1	0	0	33
Falando Jones	5-11	1-2	2-3	4-1-5	5	13	1	4	0	1	27
Paul Crosby	3-9	1-3	0-0	1-3-4	4	7	3	3	0	0	31
Terrence Joyner	5-15	3-10	1-5	1-8-9	1	14	5	3	0	2	33
Kevin Burwell	6-9	2-4	0-0	0-2-2	3	14	4	0	0	0	30
Luka Pajkovic	0-0	0-0	0-0	0-1-1	1	0	3	0	0	1	5
Brent Arrington	1-2	1-2	0-0	0-0-0	3	3	0	1	0	0	17
Cor-J Cox	2-7	0-1	0-0	0-2-2	2	4	0	0	0	1	23
Blake Ralling	0-1	0-1	0-0	0-0-0	0	0	0	0	0	0	1
Team				2-0-2							
<b>Totals</b>	<b>28-63</b>	<b>8-23</b>	<b>3-8</b>	<b>9-21-30</b>	<b>23</b>	<b>67</b>	<b>16</b>	<b>12</b>	<b>0</b>	<b>5</b>	<b>200</b>
<b>Total FG%</b>	<b>1st Half: 13-31, 41.9%</b>			<b>2nd Half: 15-32, 46.9%</b>				<b>Game: 44.4%</b>			
<b>3-PT FG%</b>	<b>1st Half: 3-9, 33.3%</b>			<b>2nd Half: 5-14, 35.7%</b>				<b>Game: 34.8%</b>			
<b>FT %</b>	<b>1st Half: 1-4, 25.0%</b>			<b>2nd Half: 2-4, 50.0%</b>				<b>Game: 37.5%</b>			

Notre Dame	FG-A	3FG-A	FT-A	REB	PF	TP	A	TO	BK	ST	MIN
Jack Cooley	0-5	0-0	3-4	4-6-10	3	3	1	1	1	0	17
Eric Atkins	6-7	3-3	12-12	0-4-4	3	27	6	4	0	1	37
Scott Martin	6-14	2-6	1-2	1-4-5	3	15	2	3	0	1	34
Jerian Grant	4-7	2-3	1-1	1-1-2	1	11	5	1	0	2	33
Joey Brooks	3-6	1-2	2-4	1-3-4	1	9	3	2	0	0	29
Patrick Crowley	0-0	0-0	0-0	0-0-0	0	0	0	0	0	0	1
Alex Dragicevich	2-7	0-3	3-4	2-2-4	0	7	2	0	0	0	21
Pat Connaughton	0-4	0-2	2-2	0-4-4	1	2	0	0	0	0	15
Tom Knight	0-0	0-0	0-0	0-2-2	0	0	0	0	0	0	5
Mike Broghammer	3-4	0-0	0-0	1-1-2	0	6	0	0	1	1	8
Team				0-2-2							
<b>Totals</b>	<b>24-54</b>	<b>8-19</b>	<b>24-29</b>	<b>10-29-39</b>	<b>12</b>	<b>80</b>	<b>19</b>	<b>11</b>	<b>2</b>	<b>5</b>	<b>200</b>
<b>Total FG%</b>	<b>1st Half: 13-27, 48.1%</b>			<b>2nd Half: 11-27, 40.7%</b>				<b>Game: 44.4%</b>			
<b>3-PT FG%</b>	<b>1st Half: 5-11, 45.5%</b>			<b>2nd Half: 3-8, 37.5%</b>				<b>Game: 42.1%</b>			
<b>FT %</b>	<b>1st Half: 7-8, 87.5%</b>			<b>2nd Half: 17-21, 81.0%</b>				<b>Game: 82.8%</b>			

**SCORE BY PERIODS**

	1	2	F
Mississippi Valley State	30	37	67
Notre Dame	38	42	80

**OFFICIALS:** Tim Clougherty, Jeff Clark, Alfred Smith  
**TECHNICALS:** Mississippi Valley State - TEAM 2. Notre Dame - None.  
**ATTENDANCE:** 7,087

**Notes:** The contest was the first-ever meeting between the Irish and Mississippi Valley State ... Notre Dame extended its home win streak at Purcell Pavilion to 20 games ... The Irish have won 13 straight season openers (all 12 under Mike Brey) and are now 89-18 all-time in season openers ... Notre Dame has made a three-pointer in 409 consecutive games ... Making the first starts of their career were Joey Brooks, Jack Cooley and Jerian Grant ... Eric Atkins' 27 points were a career high and he reached double figures for the eighth time in his career ... He also made a career-high three three-pointers and 12 free throws ... Jerian Grant's 11 points were a career high ... Mike Broghammer's six points were a career best ... Jack Cooley notched double figures in rebounds for the first time in his career ... Scott Martin's 15 points marked the 33rd time that he reached double figures in his career.

**Game #3**  
**Notre Dame 74, Sam Houston State 41**  
**Notre Dame, Ind. (Purcell Pavilion)**  
**November 16, 2011 • Progressive CBE Classic**

Sam Houston State	FG-A	3FG-A	FT-A	REB	PF	TP	A	TO	BK	ST	MIN
Steven Werner	2-4	0-0	0-0	1-2-3	5	4	0	1	0	0	15
Marcus James	6-14	3-4	1-2	1-7-8	1	16	0	4	1	1	30
Darius Gatson	1-7	0-3	0-0	0-1-1	1	2	2	0	1	0	22
Demarcus Gattin	2-8	0-3	0-0	1-5-6	2	4	3	5	0	1	33
Konner Tucker	2-7	0-3	1-1	0-2-2	2	5	1	1	0	0	36
Marquel McKinney	0-1	0-1	0-0	0-1-1	1	0	0	0	0	0	5
Aaron Harwell	1-3	0-0	0-0	0-2-2	0	2	3	1	0	0	16
Cameron Sadler	0-0	0-0	0-0	0-0-0	0	0	0	0	0	0	1
Aaron Thompson	1-5	0-1	0-0	0-0-0	1	2	1	1	0	0	16
Wesley Fritz	0-0	0-0	0-0	0-0-0	0	0	0	0	0	0	1
Michael Holyfield	3-4	0-0	0-2	2-6-8	4	6	1	3	0	0	25
Team				2-1-3							
<b>Totals</b>	<b>18-53</b>	<b>3-15</b>	<b>2-5</b>	<b>7-27-34</b>	<b>17</b>	<b>41</b>	<b>11</b>	<b>18</b>	<b>1</b>	<b>3</b>	<b>200</b>
<b>Total FG%</b>	<b>1st Half: 7-24, 29.2%</b>			<b>2nd Half: 11-29, 37.9%</b>				<b>Game: 34.0%</b>			
<b>3-PT FG%</b>	<b>1st Half: 1-5, 20.0%</b>			<b>2nd Half: 2-10, 20.0%</b>				<b>Game: 20.0%</b>			
<b>FT %</b>	<b>1st Half: 1-1, 100.0%</b>			<b>2nd Half: 1-4, 25.0%</b>				<b>Game: 40.0%</b>			

Notre Dame	FG-A	3FG-A	FT-A	REB	PF	TP	A	TO	BK	ST	MIN
Jack Cooley	2-3	0-0	2-4	2-4-6	3	6	4	3	1	3	24
Alex Dragicevich	2-6	1-4	2-4	0-3-3	0	7	3	1	1	0	30
Scott Martin	4-9	2-4	1-2	1-4-5	3	11	1	2	0	1	33
Jerian Grant	6-6	1-1	4-7	0-6-6	0	17	7	1	0	2	36
Joey Brooks	0-4	0-0	0-0	0-1-1	1	0	1	0	0	0	12
Patrick Crowley	0-1	0-0	0-0	0-1-1	0	0	0	0	0	0	2
Pat Connaughton	9-14	6-10	0-1	0-5-5	1	24	1	1	0	2	33
Tom Knight	3-7	0-0	1-2	0-1-1	1	7	2	0	0	2	19
Mike Broghammer	1-1	0-0	0-0	0-2-2	1	2	2	1	1	0	11
Team				0-2-2							
<b>Totals</b>	<b>27-51</b>	<b>10-19</b>	<b>10-20</b>	<b>3-29-32</b>	<b>10</b>	<b>74</b>	<b>21</b>	<b>9</b>	<b>3</b>	<b>10</b>	<b>200</b>
<b>Total FG%</b>	<b>1st Half: 13-22, 59.1%</b>			<b>2nd Half: 14-29, 48.3%</b>				<b>Game: 52.9%</b>			
<b>3-PT FG%</b>	<b>1st Half: 6-10, 60.0%</b>			<b>2nd Half: 4-9, 44.4%</b>				<b>Game: 52.6%</b>			
<b>FT %</b>	<b>1st Half: 6-11, 54.5%</b>			<b>2nd Half: 4-9, 44.4%</b>				<b>Game: 50.0%</b>			

**SCORE BY PERIODS**

	1	2	F
Sam Houston State	16	25	41
Notre Dame	38	36	74

**OFFICIALS:** Guy Pagano, Jim Bruno, Rob Riley  
**TECHNICALS:** Sam Houston State - None. Notre Dame - None.  
**ATTENDANCE:** 6,614

**Notes:** Notre Dame is off to a 3-0 start for the fourth straight season ... The 41 points allowed were the fewest by an Irish team since Monmouth scored 33 on Nov. 16, 2007 ... The 16 points by Sam Houston State in the first half were the fewest by a Notre Dame opponent in the a half since California scored five first-half points on Nov. 26, 2010 ... Pat Connaughton 24 points were the most by an Irish freshman since Torin Francis had 25 against Arizona on March 27, 2003 ... Connaughton's six three-pointers were the most for an Irish freshman since Chris Thomas had six against Connecticut on March 8, 2002 ... Notre Dame upped its home win streak to 22 straight games ... Jerian Grant's career high 17 points marked his third straight game in double figures ... Grant is the first player since Luke Harangody in 2006-07 to score in double figures in his first three collegiate outings ... Tom Knight's seven points matched his career high.

**Game #2**  
**Notre Dame 59, Detroit 53**  
**Notre Dame, Ind. (Purcell Pavilion)**  
**November 14, 2011 • Progressive CBE Classic**

Detroit	FG-A	3FG-A	FT-A	REB	PF	TP	A	TO	BK	ST	MIN
LaMarcus Lowe	4-8	0-0	0-0	4-6-10	5	8	1	2	5	0	23
Nick Minnerath	1-4	0-0	0-1	0-1-1	4	2	0	0	0	0	24
Chase Simon	6-23	1-4	0-0	2-9-11	2	13	2	2	1	4	37
Ray McCallum	7-17	4-8	2-2	3-4-7	4	20	4	2	0	1	37
Jason Calliste	1-9	1-7	2-2	2-2-4	3	5	4	1	0	0	34
Donavan Foster	0-1	0-0	0-2	1-0-1	2	0	1	4	0	0	15
PJ Boutte	0-0	0-0	0-0	0-0-0	0	0	0	0	0	0	1
Doug Anderson	2-6	0-2	1-1	3-3-6	4	5	1	0	1	0	25
Evan Bruinsma	0-0	0-0	0-0	0-0-0	2	0	0	0	0	0	4
Team				2-2-4							
<b>Totals</b>	<b>21-68</b>	<b>6-21</b>	<b>5-8</b>	<b>17-27-44</b>	<b>26</b>	<b>53</b>	<b>13</b>	<b>12</b>	<b>7</b>	<b>5</b>	<b>200</b>
<b>Total FG%</b>	<b>1st Half: 11-30, 36.7%</b>			<b>2nd Half: 10-38, 26.3%</b>				<b>Game: 30.9%</b>			
<b>3-PT FG%</b>	<b>1st Half: 6-14, 42.9%</b>			<b>2nd Half: 0-7, 0.0%</b>				<b>Game: 28.6%</b>			
<b>FT %</b>	<b>1st Half: 3-5, 60.0%</b>			<b>2nd Half: 2-3, 66.7%</b>				<b>Game: 62.5%</b>			

Notre Dame	FG-A	3FG-A	FT-A	REB	PF	TP	A	TO	BK	ST	MIN
Jack Cooley	3-3	0-0	1-1	2-6-8	4	7	2	4	2	0	22
Eric Atkins	4-9	0-2	5-8	0-2-2	1	13	4	3	0	0	39
Scott Martin	1-7	1-5	0-0	1-5-6	2	3	0	3	0	1	39
Jerian Grant	4-10	3-6	0-0	0-2-2	0	11	3	1	0	1	30
Joey Brooks	3-9	0-0	7-13	2-7-9	3	13	2	1	0	2	35
Alex Dragicevich	0-2	0-1	2-4	0-2-2	0	2	1	0	1	0	13
Pat Connaughton	4-5	0-1	2-3	2-7-9	2	10	0	1	0	0	20
Tom Knight	0-1	0-0	0-0	0-1-1	0	0	0	0	0	0	1
Mike Broghammer	0-1	0-0	0-2	0-0-0	0	0	0	0	0	0	1
Team				3-0-3							
<b>Totals</b>	<b>19-47</b>	<b>4-15</b>	<b>17-31</b>	<b>10-32-42</b>	<b>12</b>	<b>59</b>	<b>12</b>	<b>13</b>	<b>3</b>	<b>4</b>	<b>200</b>
<b>Total FG%</b>	<b>1st Half: 9-23, 39.1%</b>			<b>2nd Half: 10-24, 41.7%</b>				<b>Game: 40.4%</b>			
<b>3-PT FG%</b>	<b>1st Half: 2-7, 28.6%</b>			<b>2nd Half: 2-8, 25.0%</b>				<b>Game: 26.7%</b>			
<b>FT %</b>	<b>1st Half: 8-14, 57.1%</b>			<b>2nd Half: 9-17, 52.9%</b>				<b>Game: 54.8%</b>			

**SCORE BY PERIODS**

	1	2	F
Detroit	31	22	53
Notre Dame	28	31	59

**OFFICIALS:** Steve Skiles, Larry Scirocco, Glenn Mayborg  
**TECHNICALS:** Detroit - None. Notre Dame - None.  
**ATTENDANCE:** 6,720

**Notes:** Notre Dame extended its current home win streak to 21 games ... This was the first meeting between the two schools since 1993 and 53rd overall ... With the win, the Irish snapped a two-game losing streak to the Titans and improved to 41-12 all-time ... Notre Dame hit a three-point field for the 410th consecutive game ... Eric Atkins netted consecutive double-figure outings for the third time in his career and now has nine career games with 10 or more points ... Atkins' 39 minutes played were a career high ... Joey Brooks' 13 points and nine rebounds were both career bests ... Pat Connaughton's 10 points and nine rebounds were career-highs in just his second collegiate outing ... Jerian Grant netted double figures for the second straight game.

**Game #4**  
**Notre Dame 93, Delaware State 69**  
**Notre Dame, Ind. (Purcell Pavilion)**  
**November 18, 2011**

Game #5		#21/21 Missouri 87, Notre Dame 58									
		Kansas City, Mo. (Sprint Center)									
		Progressive CBE Classic Semifinal • November 21, 2011									
Missouri	FG-A	3FG-A	FTA	REB	PF	TP	A	TO	BK	ST	MIN
Ricardo Ratliffe	6-9	0-0	0-0	1-7-8	3	12	2	0	1	2	21
Phil Pressey	6-10	1-2	4-4	0-4-4	0	17	2	0	0	2	33
Matt Pressey	2-7	0-1	3-4	1-4-5	3	7	1	1	0	1	23
Marcus Denmon	9-11	2-3	6-7	0-4-4	3	26	0	1	0	0	25
Kim English	4-5	2-2	0-0	1-5-6	2	10	4	3	2	2	34
Michael Dixon	3-10	0-3	0-0	0-5-5	1	6	2	2	0	2	34
Kadeem Green	1-1	0-0	3-4	0-2-2	3	5	0	0	0	0	8
Jarrett Sutton	0-0	0-0	0-0	0-0-0	0	0	0	0	0	0	4
Steve Moore	1-2	0-0	2-2	0-2-2	2	4	1	1	2	1	16
Andy Rosburg	0-0	0-0	0-0	0-0-0	0	0	0	0	0	0	2
Team				1-1-2							
<b>Totals</b>	<b>32-55</b>	<b>5-11</b>	<b>18-21</b>	<b>4-34-38</b>	<b>17</b>	<b>87</b>	<b>12</b>	<b>8</b>	<b>5</b>	<b>10</b>	<b>200</b>
<b>Total FG%</b>	<b>1st Half: 19-30, 63.3%</b>			<b>2nd Half: 13-25, 52.0%</b>				<b>Game: 58.2%</b>			
<b>3-PT FG%</b>	<b>1st Half: 3-7, 42.9%</b>			<b>2nd Half: 2-4, 50.0%</b>				<b>Game: 45.5%</b>			
<b>FT %</b>	<b>1st Half: 11-13, 84.6%</b>			<b>2nd Half: 7-8, 87.5%</b>				<b>Game: 85.7%</b>			
<b>Deadball Rebounds:</b>	<b>3</b>										

Notre Dame	FG-A	3FG-A	FTA	REB	PF	TP	A	TO	BK	ST	MIN
Tim Abromaitis	9-18	0-4	4-5	2-6-8	2	22	3	4	0	0	38
Jack Cooley	0-1	0-0	0-0	0-1-1	1	0	0	0	0	3	18
Eric Atkins	2-8	1-1	2-2	0-1-1	3	7	1	3	0	0	32
Scott Martin	3-8	1-3	5-6	1-4-5	2	12	1	2	0	2	31
Jerian Grant	3-8	0-2	0-1	0-1-1	2	6	2	2	0	0	27
Alex Dragicovich	0-2	0-0	0-0	0-0-0	3	0	0	1	0	0	10
Pat Connaughton	2-4	1-2	2-3	1-4-5	1	7	0	0	1	0	26
Joey Brooks	1-5	1-2	1-2	0-1-1	2	4	1	1	0	0	14
Mike Broghammer	0-0	0-0	0-0	0-1-1	0	0	0	0	0	0	4
Team				1-0-1							
<b>Totals</b>	<b>20-54</b>	<b>4-16</b>	<b>14-19</b>	<b>5-19-24</b>	<b>16</b>	<b>58</b>	<b>8</b>	<b>13</b>	<b>1</b>	<b>5</b>	<b>200</b>
<b>Total FG%</b>	<b>1st Half: 13-26, 50.0%</b>			<b>2nd Half: 7-28, 25.0%</b>				<b>Game: 37.0%</b>			
<b>3-PT FG%</b>	<b>1st Half: 2-5, 40.0%</b>			<b>2nd Half: 2-11, 18.2%</b>				<b>Game: 25.0%</b>			
<b>FT %</b>	<b>1st Half: 9-11, 81.8%</b>			<b>2nd Half: 5-8, 62.5%</b>				<b>Game: 73.7%</b>			
<b>Deadball Rebounds:</b>	<b>0</b>										

**SCORE BY PERIODS**  
 Missouri: 1 2 F  
 37 21 58  
**Notre Dame**  
 28 21 59

**OFFICIALS:** Rick Hartzell, Tim Gattis, Brent Dugas  
**TECHNICALS:** Missouri - None. Notre Dame - None.  
**ATTENDANCE:** 11,436

**Notes:** Missouri and Notre Dame met for the ninth time and the first time since Jan. 12, 1995 ... With the win, the Tigers lead the all-time series 7-2 ... Tim Abromaitis returned to the Irish lineup and registered the 22nd 20-plus scoring effort of his career ... Notre Dame's 29-point deficit was the largest since a 31-point loss (101-70) to Connecticut on Jan. 12, 1999 ... Notre Dame has now made a three-point field goal in 413 consecutive games ... Abromaitis led the Irish in scoring for the 17th time in his career ... Scott Martin netted double figures for the fourth time in five games and 36th time in his career ... Notre Dame used its fourth different starting lineup of the season.

Game #7		Notre Dame 84, Bryant 59									
		Notre Dame, Ind. (Purcell Pavilion)									
		November 27, 2011									
Bryant	FG-A	3FG-A	FTA	REB	PF	TP	A	TO	BK	ST	MIN
Alex Francis	10-22	0-0	2-3	2-4-6	1	22	0	3	0	0	33
Claybrin McMath	3-7	1-3	0-0	1-0-1	1	7	0	0	0	0	25
Corey Maynard	4-10	2-8	1-2	0-7-7	3	11	4	1	0	2	34
Troy Robinson	0-3	0-2	0-0	1-4-5	3	0	1	1	0	0	33
Frankie Dobbbs	3-14	3-10	4-4	4-4-8	2	13	7	0	0	2	38
Erick Smith	0-0	0-0	0-0	0-0-0	0	0	0	0	0	0	2
Dan Calandrillo	1-3	0-2	0-0	0-0-0	0	2	0	0	0	0	5
Raphael Jordan	0-1	0-0	0-0	0-0-0	0	0	0	0	0	0	1
Jordan Harris	1-2	0-1	0-0	1-0-1	2	2	0	0	0	0	10
Vlad Kondratyev	1-2	0-0	0-2	0-2-2	2	2	0	1	0	0	9
Ben Allit	0-1	0-0	0-0	0-0-0	0	0	0	2	1	0	10
Team				1-2-3							
<b>Totals</b>	<b>23-65</b>	<b>6-26</b>	<b>7-11</b>	<b>10-23-33</b>	<b>14</b>	<b>59</b>	<b>12</b>	<b>9</b>	<b>1</b>	<b>4</b>	<b>200</b>
<b>Total FG%</b>	<b>1st Half: 12-35, 34.3%</b>			<b>2nd Half: 11-30, 36.7%</b>				<b>Game: 35.4%</b>			
<b>3-PT FG%</b>	<b>1st Half: 3-12, 25.0%</b>			<b>2nd Half: 3-14, 21.4%</b>				<b>Game: 23.1%</b>			
<b>FT %</b>	<b>1st Half: 1-1, 100.0%</b>			<b>2nd Half: 6-10, 60.0%</b>				<b>Game: 63.6%</b>			
<b>Deadball Rebounds:</b>	<b>1</b>										

**SCORE BY PERIODS**  
 Bryant: 1 2 F  
 28 31 59  
**Notre Dame**  
 47 37 84

**OFFICIALS:** James Breeding, Rob Riley, Evon Burroughs  
**TECHNICALS:** Bryant - TEAM. Notre Dame - None.  
**ATTENDANCE:** 7,138

**Notes:** Notre Dame won its 24th straight home game with the victory ... The Irish used its fourth different starting lineup in the last five games ... Notre Dame had five players in double figures for the first time this season ... The 47 first-half points were the most for an Irish team in the first half of play ... Eric Atkins reached double figures for the fourth time while his nine assists were a career high ... Joey Brooks' 13 points matched a career high ... Alex Dragicovich reached double figures for the second time ... Jerian Grant's 12 points and career-high 11 rebounds marked his first career double double.

Game #6		Georgia 61, Notre Dame 57									
		Kansas City, Mo. (Sprint Center)									
		Progressive CBE Classic Consolation • November 22, 2011									
Notre Dame	FG-A	3FG-A	FTA	REB	PF	TP	A	TO	BK	ST	MIN
Tim Abromaitis	1-12	0-7	4-4	0-6-6	5	6	2	2	0	1	38
Jack Cooley	1-1	0-0	0-3	1-5-6	2	2	0	1	2	1	22
Eric Atkins	4-8	1-1	3-4	1-1-2	3	12	1	4	0	2	38
Scott Martin	2-9	0-5	2-2	1-2-3	3	6	0	1	1	2	34
Jerian Grant	4-7	2-4	10-11	1-4-5	2	20	4	0	0	1	39
Alex Dragicovich	0-1	0-0	0-0	0-0-0	1	0	0	0	0	0	7
Pat Connaughton	4-7	1-3	2-4	0-0-0	0	11	0	0	0	0	18
Joey Brooks	0-1	0-0	0-0	0-0-0	0	0	0	0	0	0	3
Mike Broghammer	0-0	0-0	0-0	0-0-0	0	0	0	0	0	0	1
Team				1-0-1							
<b>Totals</b>	<b>16-46</b>	<b>4-20</b>	<b>21-28</b>	<b>5-18-23</b>	<b>16</b>	<b>57</b>	<b>7</b>	<b>8</b>	<b>3</b>	<b>7</b>	<b>200</b>
<b>Total FG%</b>	<b>1st Half: 8-21, 38.1%</b>			<b>2nd Half: 8-25, 32.0%</b>				<b>Game: 34.8%</b>			
<b>3-PT FG%</b>	<b>1st Half: 2-10, 20.0%</b>			<b>2nd Half: 2-10, 20.0%</b>				<b>Game: 20.0%</b>			
<b>FT %</b>	<b>1st Half: 11-14, 78.6%</b>			<b>2nd Half: 10-14, 71.4%</b>				<b>Game: 75.0%</b>			
<b>Deadball Rebounds:</b>	<b>3</b>										

Georgia	FG-A	3FG-A	FTA	REB	PF	TP	A	TO	BK	ST	MIN
Donte' Williams	4-11	0-0	1-5	3-4-7	3	9	0	2	0	2	32
John Flouveus	0-1	0-0	0-0	0-1-1	2	0	1	0	1	1	12
Kentavious Caldwell-Pope	5-12	4-9	2-4	1-4-5	3	16	0	3	0	1	31
Dustin Ware	2-7	2-5	2-2	0-2-2	2	8	2	1	0	1	29
Vincent Williams	3-5	2-3	0-0	0-1-1	1	8	2	0	0	0	16
Marcus Thornton	0-4	0-1	0-0	3-5-8	4	0	2	1	0	0	24
Connor Nolte	0-0	0-0	0-0	0-0-0	0	0	0	0	0	0	4
Gerald Robinson	3-6	1-3	0-0	1-3-4	3	7	6	5	0	2	25
Sherrard Brantley	1-3	1-3	0-0	0-0-0	1	3	1	1	0	0	12
John Cannon	0-0	0-0	0-0	0-0-0	1	0	0	0	0	0	1
Nemanja Djuricic	4-4	2-2	0-0	0-3-3	2	10	0	3	0	0	14
Team				3-3-6							
<b>Totals</b>	<b>22-53</b>	<b>12-26</b>	<b>5-11</b>	<b>11-26-37</b>	<b>22</b>	<b>61</b>	<b>14</b>	<b>14</b>	<b>3</b>	<b>5</b>	<b>200</b>
<b>Total FG%</b>	<b>1st Half: 12-31, 38.7%</b>			<b>2nd Half: 10-22, 45.5%</b>				<b>Game: 41.5%</b>			
<b>3-PT FG%</b>	<b>1st Half: 7-17, 41.2%</b>			<b>2nd Half: 5-9, 55.6%</b>				<b>Game: 46.2%</b>			
<b>FT %</b>	<b>1st Half: 0-0, 0.0%</b>			<b>2nd Half: 5-11, 45.5%</b>				<b>Game: 45.5%</b>			
<b>Deadball Rebounds:</b>	<b>4</b>										

**SCORE BY PERIODS**  
 Notre Dame: 1 2 F  
 29 28 57  
 Georgia: 31 30 61

**OFFICIALS:** Sean Casey, Kyle Ingram, Marc Ellard  
**TECHNICALS:** Notre Dame - None. Georgia - None.  
**ATTENDANCE:** 10,747

**Notes:** This was the third meeting ever between the two schools and the second straight that the Irish and Bulldogs had faced each other in a tournament ... Notre Dame is now 20-8 all-time in in-season tournament games under head coach Mike Brey ... Jerian Grant's 20 points were a career high ... Grant became the fifth Notre Dame player to score 20 or more points in a game this season ... The loss to Georgia marked the first time Notre Dame had dropped back-to-back non-conference games since the 2007-08 campaign ... Eric Atkins registered double figures for the 10th time in his career ... Pat Connaughton reached double figures for the third time this season.

Game #8		#19/18 Gonzaga 73, Notre Dame 53									
		Spokane, Wash. (McCarthy Athletic Center)									
		November 30, 2011									
Notre Dame	FG-A	3FG-A	FTA	REB	PF	TP	A	TO	BK	ST	MIN
Jack Cooley	3-7	0-0	0-1	2-4-6	1	6	0	1	0	0	21
Eric Atkins	2-9	0-3	2-2	1-2-3	2	6	1	6	0	3	31
Scott Martin	0-6	0-3	1-3	0-4-4	2	1	0	2	1	1	29
Jerian Grant	5-9	0-3	6-7	0-1-1	2	16	3	4	0	1	32
Joey Brooks	3-7	0-2	0-2	1-4-5	3	6	1	1	0	0	28
Alex Dragicovich	1-2	0-0	1-2	1-2-3	1	3	0	1	0	0	15
Pat Connaughton	4-8	2-3	1-1	1-2-3	0	11	0	0	0	1	26
Tom Knight	2-3	0-0	0-0	2-1-3	3	4	1	0	2	1	14
Mike Broghammer	0-1	0-0	0-0	0-0-0	2	0	0	2	0	1	4
Team				2-2-2							
<b>Totals</b>	<b>20-52</b>	<b>2-14</b>	<b>11-18</b>	<b>10-22-32</b>	<b>16</b>	<b>53</b>	<b>6</b>	<b>17</b>	<b>3</b>	<b>8</b>	<b>200</b>
<b>Total FG%</b>	<b>1st Half: 7-24, 29.2%</b>			<b>2nd Half: 13-28, 46.4%</b>				<b>Game: 38.5%</b>			
<b>3-PT FG%</b>	<b>1st Half: 2-9, 22.2%</b>			<b>2nd Half: 0-5, 0.0%</b>				<b>Game: 14.3%</b>			
<b>FT %</b>	<b>1st Half: 6-9, 66.7%</b>			<b>2nd Half: 5-9, 55.6%</b>				<b>Game: 61.1%</b>			
<b>Deadball Rebounds:</b>	<b>2</b>										

**SCORE BY PERIODS**  
 Notre Dame: 1 2 F  
 22 31 53  
 Gonzaga: 35 38 73

**OFFICIALS:** Mike Reed, Michael Eggers, Randy Burkhart  
**TECHNICALS:** Notre Dame - None. Gonzaga - None.  
**ATTENDANCE:** 6,000

**Notes:** This was the second meeting ever between the two schools ... Notre Dame faced its second ranked opponent of the season ... The Irish ran their streak of games with a three-pointer to 416 ... Pat Connaughton reached double figures for the fourth time and Jerian Grant reached double figures for a team-best seventh time ... Notre Dame's 53 points marked the fourth time this season that the Irish were held to under 60 points in a game.

**Game #9**  
**Maryland 78, Notre Dame 71**  
**Washington, D.C. (Verizon Center)**  
**BB&T Classic • December 4, 2011**

Notre Dame	FG-A	3FG-A	FT-A	REB	PF	TP	A	TO	BK	ST	MIN
Tom Knight	2-3	0-0	0-0	0-0-0	2	4	0	0	0	0	9
Joey Brooks	2-6	0-1	3-4	2-1-3	3	7	1	0	0	0	26
Eric Atkins	5-16	3-7	3-4	0-2-2	3	16	2	1	0	0	40
Scott Martin	2-6	1-4	2-2	2-2-4	5	7	3	2	0	0	31
Jerian Grant	8-13	0-3	4-6	1-3-4	3	20	3	2	0	2	39
Alex Dragicevich	3-5	2-4	0-0	0-0-0	2	8	1	1	2	0	14
Pat Connaughton	2-4	1-2	4-4	3-3-6	3	9	0	0	0	1	25
Mike Broghammer	0-2	0-0	0-2	2-5-7	1	0	0	0	2	0	16
Team				1-3-4							1
<b>Totals</b>	<b>24-55</b>	<b>7-21</b>	<b>16-22</b>	<b>11-19-30</b>	<b>22</b>	<b>71</b>	<b>10</b>	<b>7</b>	<b>4</b>	<b>3</b>	<b>200</b>
<b>Total FG%</b>	<b>1st Half: 11-30, 36.7%</b>			<b>2nd Half: 13-25, 52.0%</b>			<b>Game: 43.6%</b>				
<b>3-PT FG%</b>	<b>1st Half: 3-12, 25.0%</b>			<b>2nd Half: 4-9, 44.4%</b>			<b>Game: 33.3%</b>				
<b>FT %</b>	<b>1st Half: 5-10, 50.0%</b>			<b>2nd Half: 11-12, 91.7%</b>			<b>Game: 72.7%</b>				

**Deadball Rebounds: 3**

Maryland	FG-A	3FG-A	FT-A	REB	PF	TP	A	TO	BK	ST	MIN
Sean Mosley	5-8	2-3	5-6	2-4-6	3	17	3	0	1	0	36
James Padgett	3-11	0-0	5-8	4-6-10	1	11	1	2	1	0	31
Berend Weijs	2-4	0-0	3-4	5-1-6	3	7	0	0	0	0	21
Nick Faust	1-5	1-1	0-4	0-1-1	4	3	0	3	0	0	29
Terrell Stoglin	11-20	3-4	6-7	1-4-5	2	31	2	1	0	1	37
Mychal Parker	1-3	1-2	6-6	3-4-7	1	9	2	2	0	0	28
Spencer Barks	0-1	0-0	0-0	0-0-0	0	0	0	0	0	0	3
John Auslander	0-1	0-0	0-0	0-2-2	2	0	1	0	0	0	10
Jonathan Thomas	0-0	0-0	0-0	0-0-0	0	0	0	0	0	0	4
Ashton Pankey	0-1	0-0	0-0	0-0-0	0	0	0	0	0	0	1
Team				2-1-3							200
<b>Totals</b>	<b>23-54</b>	<b>7-10</b>	<b>25-35</b>	<b>17-23-40</b>	<b>16</b>	<b>78</b>	<b>9</b>	<b>8</b>	<b>2</b>	<b>1</b>	<b>200</b>
<b>Total FG%</b>	<b>1st Half: 12-25, 48.0%</b>			<b>2nd Half: 11-29, 37.9%</b>			<b>Game: 42.6%</b>				
<b>3-PT FG%</b>	<b>1st Half: 4-5, 80.0%</b>			<b>2nd Half: 3-5, 60.0%</b>			<b>Game: 70.0%</b>				
<b>FT %</b>	<b>1st Half: 7-11, 63.6%</b>			<b>2nd Half: 18-24, 75.0%</b>			<b>Game: 71.4%</b>				

**Deadball Rebounds: 5**

**SCORE BY PERIODS**

	1	2	F
<b>Notre Dame</b>	30	41	71
<b>Maryland</b>	35	43	78

**OFFICIALS:** Carl Hess, Bryan Kersey, Pat Adams  
**TECHNICALS:** Notre Dame - None. Maryland - None.  
**ATTENDANCE:** 10,714

**Notes:** This was the 19th meeting between the two schools ... Notre Dame had won the previous two matchups ... The Irish fell to 7-4 all-time at the Verizon Center under coach Mike Brey ... The starting lineup against the Terrapins was the sixth different one used in the first nine contests ... Tom Knight made his first career start ... Jack Cooley missed the game due to illness ... The seven turnovers marked a season-low to date ... Eric Atkins netted double figures for the fifth time and played a career-high 40 minutes ... Mike Broghammer's seven rebounds were a personal best and marked the first time in his career that he led the Irish in rebounding ... Jerian Grant's 20 points matched a career high and marked the second time in his career that he scored 20 points.

**Game #11**  
**Notre Dame 65, Dartmouth 47**  
**Notre Dame, Ind. (Purcell Pavilion)**  
**December 10, 2011**

Dartmouth	FG-A	3FG-A	FT-A	REB	PF	TP	A	TO	BK	ST	MIN
Gabas Maldunas	5-12	0-0	2-2	5-4-9	3	12	0	6	1	1	28
Jvonte Brooks	1-3	0-0	5-6	0-5-5	4	7	1	0	0	0	23
Jabari Trotter	1-1	0-0	0-0	0-0-0	2	1	1	0	0	0	20
R.J. Griffin	2-11	1-4	0-0	0-1-1	2	5	1	0	0	1	33
David Rufful	2-8	1-4	0-0	0-3-3	2	5	3	3	0	1	23
John Golden	0-3	0-2	4-4	1-3-4	1	4	1	2	0	0	21
Tyler Melville	1-1	0-0	0-0	0-1-1	0	2	0	0	0	0	5
Kirk Crecco	2-6	1-2	1-1	2-1-3	0	6	2	1	0	0	15
Will McConnell	0-0	0-0	0-0	0-0-0	0	0	0	0	0	0	2
Mack McKeareney	1-2	1-2	0-0	0-5-5	1	3	1	0	0	0	18
Matt LaBove	0-3	0-0	1-2	0-1-1	2	1	0	0	0	0	12
Team				0-2-2							1
<b>Totals</b>	<b>15-50</b>	<b>4-14</b>	<b>13-15</b>	<b>8-26-34</b>	<b>15</b>	<b>47</b>	<b>10</b>	<b>15</b>	<b>1</b>	<b>4</b>	<b>200</b>
<b>Total FG%</b>	<b>1st Half: 6-23, 26.1%</b>			<b>2nd Half: 9-27, 33.3%</b>			<b>Game: 30.0%</b>				
<b>3-PT FG%</b>	<b>1st Half: 2-8, 25.0%</b>			<b>2nd Half: 2-6, 33.3%</b>			<b>Game: 28.6%</b>				
<b>FT %</b>	<b>1st Half: 10-11, 90.9%</b>			<b>2nd Half: 3-4, 75.0%</b>			<b>Game: 86.7%</b>				

**Deadball Rebounds: 2**

Notre Dame	FG-A	3FG-A	FT-A	REB	PF	TP	A	TO	BK	ST	MIN
Tom Knight	2-6	0-0	4-4	2-3-5	1	8	1	1	3	1	25
Jack Cooley	9-11	0-0	4-4	3-6-9	2	22	1	1	4	1	25
Eric Atkins	0-8	0-3	0-0	0-4-4	1	0	3	1	0	1	33
Alex Dragicevich	5-9	2-5	3-4	0-3-3	1	15	2	0	1	1	25
Pat Connaughton	1-6	1-6	0-0	1-3-4	0	3	3	1	0	0	27
Patrick Crowley	0-2	0-0	0-0	0-0-0	0	0	0	0	0	0	2
Jerian Grant	0-8	0-6	0-0	0-3-3	2	0	4	1	1	2	30
Joey Brooks	5-6	0-0	3-3	1-3-4	3	13	2	1	0	0	22
Mike Broghammer	2-3	0-0	0-0	1-1-2	5	4	0	1	2	1	11
Team				1-1-2							200
<b>Totals</b>	<b>24-59</b>	<b>3-20</b>	<b>14-15</b>	<b>9-27-36</b>	<b>15</b>	<b>65</b>	<b>16</b>	<b>7</b>	<b>11</b>	<b>8</b>	<b>200</b>
<b>Total FG%</b>	<b>1st Half: 14-30, 46.7%</b>			<b>2nd Half: 10-29, 34.5%</b>			<b>Game: 40.7%</b>				
<b>3-PT FG%</b>	<b>1st Half: 0-6, 0.0%</b>			<b>2nd Half: 3-14, 21.4%</b>			<b>Game: 15.0%</b>				
<b>FT %</b>	<b>1st Half: 9-10, 90.0%</b>			<b>2nd Half: 5-5, 100.0%</b>			<b>Game: 93.3%</b>				

**SCORE BY PERIODS**

	1	2	F
<b>Dartmouth</b>	24	23	47
<b>Notre Dame</b>	37	28	65

**OFFICIALS:** Brent Hampton, Gary Prager, Bill McCarthy  
**TECHNICALS:** Dartmouth - None. Notre Dame - None.  
**ATTENDANCE:** 7,651

**Notes:** This was the fifth meeting all-time between Notre Dame and Dartmouth and the first since the 1997-98 campaign ... The Irish have won all five encounters with the Big Green ... Notre Dame is 43-4 all-time against Ivy League opponents ... The Irish upped their home win streak to 26 games ... Notre Dame used its seventh different starting lineup of the season ... the Fighting Irish limited the Big Green to 30.0% (15-50) shooting in the game, which is the lowest shooting percentage of the season for an Irish opponent ... junior forward Jack Cooley scored a career-high 22 points for the second straight game ... Notre Dame blocked a season-high 11 shots ... the Irish matched a season-low total with seven turnovers.

**Game #10**  
**Notre Dame 87, Maine 78**  
**Notre Dame, Ind. (Purcell Pavilion)**  
**December 8, 2011**

Maine	FG-A	3FG-A	FT-A	REB	PF	TP	A	TO	BK	ST	MIN
Alasdair Fraser	8-13	0-0	1-2	1-6-7	5	17	1	2	0	0	26
Kilian Cato	0-3	0-2	0-0	1-0-1	5	0	2	0	0	0	30
Andrew Rogers	2-3	2-3	0-0	0-1-1	1	6	7	1	0	0	24
Justin Edwards	9-19	1-4	1-1	3-3-6	2	20	4	0	0	3	38
Gerald McLemore	11-16	3-6	2-2	0-2-2	1	27	1	2	0	3	39
Jon McAllian	0-0	0-0	0-0	0-1-1	1	0	1	0	0	0	4
Raheem Singleton	1-4	0-1	0-0	0-4-4	2	2	3	1	0	0	19
Xavier Pollard	0-0	0-0	0-0	0-0-0	1	0	0	0	0	0	0+
Svetoslav Chetinov	3-5	0-0	0-0	0-0-0	2	6	0	2	0	1	20
Team				2-2-4							1
<b>Totals</b>	<b>34-63</b>	<b>6-16</b>	<b>4-5</b>	<b>7-19-26</b>	<b>20</b>	<b>78</b>	<b>19</b>	<b>9</b>	<b>0</b>	<b>7</b>	<b>200</b>
<b>Total FG%</b>	<b>1st Half: 18-30, 60.0%</b>			<b>2nd Half: 16-33, 48.5%</b>			<b>Game: 54.0%</b>				
<b>3-PT FG%</b>	<b>1st Half: 4-8, 50.0%</b>			<b>2nd Half: 2-8, 25.0%</b>			<b>Game: 37.5%</b>				
<b>FT %</b>	<b>1st Half: 1-2, 50.0%</b>			<b>2nd Half: 3-3, 100.0%</b>			<b>Game: 80.0%</b>				

**Deadball Rebounds: 1**

Notre Dame	FG-A	3FG-A	FT-A	REB	PF	TP	A	TO	BK	ST	MIN
Tom Knight	2-6	0-0	3-5	1-1-2	2	7	2	2	1	1	23
Eric Atkins	9-15	5-7	3-4	0-2-2	0	26	6	1	0	0	40
Scott Martin	2-4	0-2	0-0	0-0-0	0	4	1	1	0	0	9
Jerian Grant	2-3	1-1	1-2	0-4-4	1	6	2	2	1	1	23
Joey Brooks	1-2	0-0	0-0	0-1-1	1	2	1	1	0	0	10
Alex Dragicevich	4-10	2-8	4-4	0-2-2	0	14	3	0	1	0	31
Pat Connaughton	1-4	0-2	2-2	2-3-5	0	4	0	1	0	0	26
Mike Broghammer	1-1	0-0	0-2	0-1-1	1	2	2	1	0	1	11
Jack Cooley	7-11	0-0	8-9	6-8-14	3	22	1	1	2	0	27
Team				3-0-3							200
<b>Totals</b>	<b>29-56</b>	<b>8-20</b>	<b>21-28</b>	<b>12-22-34</b>	<b>8</b>	<b>87</b>	<b>18</b>	<b>10</b>	<b>5</b>	<b>3</b>	<b>200</b>
<b>Total FG%</b>	<b>1st Half: 17-32, 53.1%</b>			<b>2nd Half: 12-24, 50.0%</b>			<b>Game: 51.1%</b>				
<b>3-PT FG%</b>	<b>1st Half: 5-11, 45.5%</b>			<b>2nd Half: 3-9, 33.3%</b>			<b>Game: 40.0%</b>				
<b>FT %</b>	<b>1st Half: 5-5, 100.0%</b>			<b>2nd Half: 16-23, 69.6%</b>			<b>Game: 75.0%</b>				

**SCORE BY PERIODS**

	1	2	F
<b>Maine</b>	41	37	78
<b>Notre Dame</b>	44	43	87

**OFFICIALS:** Jim Burr, Tony Chiazza, Ed Hightower  
**TECHNICALS:** Maine - None. Notre Dame - None.  
**ATTENDANCE:** 7,024

**Notes:** This was the third meeting ever between the Irish and the Black Bears ... Jack Cooley notched his second career double-double ... Cooley's 22 points marked a career high as he became the sixth different Notre Dame player to score 20-plus points in a game this season ... His 14 rebounds marked the third time in his career with 10-plus rebounds ... The Irish extended their home court win streak to 25 games which marks the second-longest home win streak at Purcell Pavilion ... Eric Atkins' 26 points were one point shy of a career and was the second career 20-plus point outing ... His five three-pointers were a career best ... Alex Dragicevich netted double figures for the third time in his career ... Tom Knight's seven points matched a career high ... Scott Martin left the game in the first half and did not return with a mild concussion.

**Game #12**  
**#18/20 Indiana 69, Notre Dame 58**  
**Indianapolis, Ind. (Conseco Fieldhouse)**  
**Crossroads Classic • December 17, 2011**

Notre Dame	FG-A	3FG-A	FT-A	REB	PF	TP	A	TO	BK	ST	MIN
Eric Atkins	5-12	0-0	5-6	1-1-2	1	15	2	2	0	3	40
Alex Dragicevich	3-6	3-5	0-0	1-1-2	2	9	0	3	0	0	33
Scott Martin	1-4	0-1	4-8	0-7-7	2	6	2	3	0		

**Game #13**  
**Notre Dame 106, Sacred Heart 65**  
**Notre Dame, Ind. (Purcell Pavilion)**  
**December 19, 2011**

Sacred Heart	FG-A	3FG-A	FTA	REB	PF	TP	A	TO	BK	ST	MIN
Justin Swidowski	1-5	0-1	2-2	2-3-5	5	4	2	2	0	0	16
Femi Akinpetide	3-5	0-0	2-2	2-3-5	3	8	2	2	0	0	21
Evan Kelley	1-9	0-0	2-2	0-0-0	1	4	2	3	0	0	26
Chris Evans	1-3	0-0	2-2	1-1-2	1	4	0	1	0	0	24
Shane Gibson	8-16	3-8	3-3	0-3-3	0	22	4	2	1	1	24
Phil Gaetano	1-3	1-3	0-0	0-1-1	0	3	4	2	0	0	23
Louis Montes	1-1	0-0	2-2	1-1-2	5	4	0	0	0	0	14
Nick Greenbacker	2-4	1-1	0-0	0-2-2	5	5	0	0	0	0	14
Steve Glowiak	2-5	1-4	2-2	0-0-0	0	7	0	0	0	0	14
Stan Dulaire	2-5	0-0	0-0	0-1-1	3	4	4	0	0	0	24
Team				1-2-3							
<b>Totals</b>	<b>22-56</b>	<b>6-17</b>	<b>15-15</b>	<b>7-17-24</b>	<b>23</b>	<b>65</b>	<b>16</b>	<b>12</b>	<b>1</b>	<b>1</b>	<b>200</b>
<b>Total FG%</b>	<b>1st Half: 11-25, 44.0%</b>			<b>2nd Half: 11-31, 35.5%</b>				<b>Game: 39.3%</b>			
<b>3-PT FG%</b>	<b>1st Half: 5-10, 50.0%</b>			<b>2nd Half: 1-7, 14.3%</b>				<b>Game: 35.3%</b>			
<b>FT %</b>	<b>1st Half: 10-10, 100.0%</b>			<b>2nd Half: 5-5, 100.0%</b>				<b>Game: 100.0%</b>			
<b>Deadball Rebounds:</b>	<b>0</b>										

Notre Dame	FG-A	3FG-A	FTA	REB	PF	TP	A	TO	BK	ST	MIN
Jack Cooley	7-7	0-0	5-6	5-3-8	1	19	0	0	3	0	25
Eric Atkins	4-7	1-3	4-6	2-2-4	1	13	9	0	0	2	29
Alex Dragicevich	4-8	2-5	2-2	0-5-5	1	12	1	3	1	0	28
Scott Martin	3-6	0-1	3-4	0-5-5	2	9	1	0	0	2	23
Jerian Grant	5-10	3-4	2-2	0-2-2	1	15	7	0	0	1	31
Patrick Crowley	2-3	1-1	0-0	1-0-1	0	5	1	0	0	0	4
Pat Connaughton	1-4	1-2	2-2	0-2-2	1	5	0	0	0	0	20
Tom Knight	3-4	0-0	3-4	0-1-1	1	9	2	1	0	0	11
Joey Brooks	3-5	1-1	5-5	1-1-2	2	12	3	0	0	1	17
Mike Broghammer	3-3	0-0	1-3	1-5-6	1	7	1	0	1	0	12
Team				0-1-1							
<b>Totals</b>	<b>35-57</b>	<b>9-17</b>	<b>27-34</b>	<b>10-27-37</b>	<b>11</b>	<b>106</b>	<b>25</b>	<b>4</b>	<b>5</b>	<b>6</b>	<b>200</b>
<b>Total FG%</b>	<b>1st Half: 17-30, 56.7%</b>			<b>2nd Half: 18-27, 66.7%</b>				<b>Game: 61.4%</b>			
<b>3-PT FG%</b>	<b>1st Half: 3-8, 37.5%</b>			<b>2nd Half: 6-9, 66.7%</b>				<b>Game: 52.9%</b>			
<b>FT %</b>	<b>1st Half: 11-14, 78.6%</b>			<b>2nd Half: 16-20, 80.0%</b>				<b>Game: 79.4%</b>			
<b>Deadball Rebounds:</b>	<b>2</b>										

**SCORE BY PERIODS**

	1	2	F
Sacred Heart	37	28	65
Notre Dame	48	58	106

**OFFICIALS:** John Gaffney, Chris Beaver, Tony Crisp  
**TECHNICALS:** Sacred Heart - None. Notre Dame - None.  
**ATTENDANCE:** 7,042

**Notes:** This was the second meeting ever between the two schools ... Notre Dame improved its home win streak to 27 games, the second-longest in program history at Purcell Pavilion at the Joyce Center ... The Irish's season-high 106 points marked the first time the Irish topped the 100-point mark since Nov. 17, 2010 (a 102-62 win over Chicago State) and were the most points by a Notre Dame since a 108-62 victory against Northern Illinois on Dec. 8, 2007 ... Irish teams have now topped the 100-point plateau 14 times under Mike Brey ... Notre Dame had five players in double figures for the fifth time this season ... The 41-point margin of victory was the largest of the season ... The Irish shot a season-best 61.4 percent from the field ... Notre Dame's four turnovers were a season low, while its 25 assists were a season high ... Eric Atkins' nine assists matched a career high ... With his 19 points, Jack Cooley extended his double-figure scoring streak to a career-best four games ... Jerian Grant reached double figures for the 10th time ... Tom Knight's nine points were a career high.

**Game #15**  
**Cincinnati 71, Notre Dame 55**  
**Cincinnati, Ohio (Fifth Third Arena)**  
**January 4, 2012 • BIG EAST**

Notre Dame	FG-A	3FG-A	FTA	REB	PF	TP	A	TO	BK	ST	MIN
Jack Cooley	7-12	0-0	1-3	8-3-11	0	15	0	2	3	1	29
Eric Atkins	3-10	2-5	0-0	0-3-3	1	8	2	2	0	2	40
Alex Dragicevich	2-11	0-6	2-2	0-2-2	2	6	1	0	0	0	22
Scott Martin	0-6	0-3	0-0	3-5-8	2	0	2	3	1	0	29
Jerian Grant	5-12	2-8	5-5	0-2-2	3	17	4	3	0	1	37
Patrick Crowley	0-0	0-0	0-0	0-0-0	0	0	0	0	0	0	15
Pat Connaughton	2-6	1-5	0-0	1-3-4	3	5	0	1	0	0	0
Tom Knight	2-4	0-0	0-1	1-2-3	1	4	0	2	0	0	12
Joey Brooks	0-2	0-1	0-0	1-3-4	2	0	2	0	0	0	16
Team				0-1-1							
<b>Totals</b>	<b>21-63</b>	<b>5-28</b>	<b>8-11</b>	<b>14-24-38</b>	<b>14</b>	<b>55</b>	<b>11</b>	<b>13</b>	<b>4</b>	<b>4</b>	<b>200</b>
<b>Total FG%</b>	<b>1st Half: 9-28, 32.1%</b>			<b>2nd Half: 12-35, 34.3%</b>				<b>Game: 33.3%</b>			
<b>3-PT FG%</b>	<b>1st Half: 1-10, 10.0%</b>			<b>2nd Half: 4-18, 22.2%</b>				<b>Game: 17.9%</b>			
<b>FT %</b>	<b>1st Half: 2-4, 50.0%</b>			<b>2nd Half: 6-7, 85.7%</b>				<b>Game: 72.7%</b>			
<b>Deadball Rebounds:</b>	<b>1,2</b>										

Cincinnati	FG-A	3FG-A	FTA	REB	PF	TP	A	TO	BK	ST	MIN
Justin Jackson	1-4	0-2	3-4	2-5-7	2	5	0	1	0	0	23
Cashmere Wright	4-9	0-2	1-3	0-2-2	3	9	5	1	0	0	27
Dion Dixon	5-13	1-7	7-7	1-2-3	1	18	3	1	0	2	35
Sean Kilpatrick	4-10	1-6	0-0	1-5-6	2	9	3	1	0	1	30
Jaquan Parker	3-8	3-5	2-2	0-5-5	2	11	1	1	0	1	31
Jeremiah Davis	4-6	2-3	0-2	0-0-0	0	10	0	0	0	0	15
Cheikh Mbodj	0-0	0-0	0-0	0-2-2	1	0	0	0	1	0	7
Ge'Lawn Guyn	1-3	1-2	0-0	0-1-1	0	3	0	0	0	2	9
Jermaine Sanders	0-0	0-0	0-0	0-0-0	0	0	0	0	0	0	2
Yancy Gates	3-4	0-0	0-0	3-5-8	4	6	1	2	3	0	21
Team				2-2-4							
<b>Totals</b>	<b>25-57</b>	<b>8-27</b>	<b>13-18</b>	<b>9-29-38</b>	<b>15</b>	<b>71</b>	<b>13</b>	<b>9</b>	<b>4</b>	<b>11</b>	<b>200</b>
<b>Total FG%</b>	<b>1st Half: 13-31, 41.9%</b>			<b>2nd Half: 12-26, 46.2%</b>				<b>Game: 43.9%</b>			
<b>3-PT FG%</b>	<b>1st Half: 4-16, 25.0%</b>			<b>2nd Half: 4-11, 36.4%</b>				<b>Game: 29.6%</b>			
<b>FT %</b>	<b>1st Half: 1-2, 50.0%</b>			<b>2nd Half: 12-16, 75.0%</b>				<b>Game: 72.2%</b>			
<b>Deadball Rebounds:</b>	<b>2,1</b>										

**SCORE BY PERIODS**

	1	2	F
Notre Dame	21	34	55
Cincinnati	31	40	71

**OFFICIALS:** Ed Corbett, Michael Stephens, Brent Hampton  
**TECHNICALS:** Notre Dame - None. Cincinnati - None.  
**ATTENDANCE:** 10,142

**Notes:** This was the 12th meeting between the two schools ... Notre Dame leads the series 8-4 and the loss snapped a three-game win streak for the Irish ... Notre Dame has now lost the last three games it has played against the Bearcats in Cincinnati ... The Irish extended their streak with at least one three-pointer in a game to 423 ... Jack Cooley notched his third double-double of his career and notched double figures in scoring for the fifth time in the last six games ... He also recorded his fifth double-digit rebounding effort of the season and has led the Irish rebounding 10 times ... Jerian Grant recorded double figures in scoring for the 12th time and has scored in double figures in each of the last four games ... Scott Martin's eight rebounds matched a season high.

**Game #14**  
**Notre Dame 72, #22/22 Pittsburgh 59**  
**Notre Dame, Ind. (Purcell Pavilion)**  
**December 27, 2011 • BIG EAST**

Pittsburgh	FG-A	3FG-A	FTA	REB	PF	TP	A	TO	BK	ST	MIN
Dante Taylor	2-3	0-0	0-0	0-4-4	4	4	1	1	0	1	13
Nasir Robinson	5-12	0-0	2-4	2-4-6	2	12	2	1	0	0	34
Cameron Wright	2-4	0-0	1-2	2-0-2	0	5	0	1	0	0	34
Ashton Gibbs	5-10	0-2	2-2	2-0-2	3	12	5	0	0	0	12
Lamar Patterson	3-8	0-2	2-2	1-5-6	3	8	1	2	0	1	28
Tray Woodall	0-5	0-3	0-0	0-0-0	0	0	2	2	0	0	18
John Johnson	2-5	1-4	0-0	0-0-0	4	5	3	0	0	0	18
Talib Zanna	5-10	0-0	3-4	8-4-12	2	13	0	2	1	0	28
J.J. Moore	0-3	0-3	0-0	1-2-3	2	0	0	0	0	0	15
Team				1-3-4							
<b>Totals</b>	<b>24-60</b>	<b>1-14</b>	<b>10-14</b>	<b>17-22-39</b>	<b>20</b>	<b>59</b>	<b>14</b>	<b>9</b>	<b>1</b>	<b>4</b>	<b>200</b>
<b>Total FG%</b>	<b>1st Half: 10-29, 34.5%</b>			<b>2nd Half: 14-31, 45.2%</b>				<b>Game: 40.0%</b>			
<b>3-PT FG%</b>	<b>1st Half: 0-5, 0.0%</b>			<b>2nd Half: 1-9, 11.1%</b>				<b>Game: 7.1%</b>			
<b>FT %</b>	<b>1st Half: 6-8, 75.0%</b>			<b>2nd Half: 4-6, 66.7%</b>				<b>Game: 71.4%</b>			
<b>Deadball Rebounds:</b>	<b>3</b>										

Notre Dame	FG-A	3FG-A	FTA	REB	PF	TP	A	TO	BK	ST	MIN
Jack Cooley	3-7	0-0	2-4	5-9-14	3	8	1	1	2	1	32
Eric Atkins	5-8	0-1	5-7	3-2-5	2	15	4	0	0	2	40
Alex Dragicevich	8-13	4-7	2-4	0-2-2	3	22	0	1	0	0	33
Scott Martin	2-7	0-4	0-0	0-6-6	3	4	2	0	0	1	31
Jerian Grant	5-12	3-7	2-3	0-1-1	2	15	9	2	0	1	33
Pat Connaughton	1-1	0-0	0-0	0-0-0	0	2	2	0	0	0	11
Tom Knight	3-5	0-0	0-0	1-0-1	1	6	0	0	0	0	14
Joey Brooks	0-0	0-0	0-0	0-0-0	0	0	0	0	0	0	5
Mike Broghammer	0-0	0-0	0-0	0-0-0	0	0	0	0	0	0	1
Team				1-0-1							
<b>Totals</b>	<b>27-53</b>	<b>7-19</b>	<b>11-18</b>	<b>10-20-30</b>	<b>14</b>	<b>72</b>	<b>18</b>	<b>6</b>	<b>4</b>	<b>5</b>	<b>200</b>
<b>Total FG%</b>	<b>1st Half: 9-28, 32.1%</b>			<b>2nd Half: 18-25, 72.0%</b>				<b>Game: 50.9%</b>			
<b>3-PT FG%</b>	<b>1st Half: 2-11, 18.2%</b>			<b>2nd Half: 5-8, 62.5%</b>				<b>Game: 36.8%</b>			
<b>FT %</b>	<b>1st Half: 5-9, 55.6%</b>			<b>2nd Half: 6-9, 66.7%</b>				<b>Game: 61.1%</b>			
<b>Deadball Rebounds:</b>	<b>1</b>										

**SCORE BY PERIODS**

	1	2	F
Pittsburgh	26	33	59
Notre Dame	25	47	72

**OFFICIALS:** Jim Burr, Brian O'Connell, Earl Walton  
**TECHNICALS:** Pittsburgh - None. Notre Dame - None.  
**ATTENDANCE:** 8,231

**Notes:** Notre Dame won its fourth straight over the Panthers and improved to 10-8 against Pittsburgh during Mike Brey's tenure ... It's the longest Irish win streak ever in the 57 games against the Panthers and the most consecutive victories against Pitt by an opponent during the Jamie Dixon era ... Notre Dame improved to 11-6 all-time in BIG EAST Conference openers and each of their last six ... The Irish improved their home win streak to 28 games overall and have won 12 straight in BIG EAST regular-season play at home ... Alex Dragicevich's 22 points marked a career high as he became the seventh different Irish player to score 20-plus points in a game ... Notre Dame's 72.0 percent shooting percentage (18-25) in the second half was the best for an Irish team ever in the second-half of a BIG EAST game ... The six turnovers marked the seventh time this season that the Irish committed fewer than 10 turnovers ... Eric Atkins registered double figures for the ninth time and Jerian Grant netted his 11th double-digit scoring effort ... Jack Cooley registered 10-plus rebounds for the fourth time ... Grants nine assists were a career high.

**Game #16**  
**Notre Dame 67, #10/11 Louisville 65 (2OT)**  
**Louisville, Ky. (KFC Yum! Center)**  
**January 7, 2012 • BIG EAST**

Notre Dame	FG-A	3FG-A	FTA	REB	PF	TP	A	TO	BK	ST	MIN
Jack Cooley	6-12	0-0	6-7	5-5-10	3	18	1	1	1	1	43
Eric Atkins	4-16	1-7	6-8	3-5-8	3	15	1	3	0	0	50
Alex Dragicevich	0-4	0-3	0-0	1-0-1	2	0	1	2	0	0	21
Scott Martin	4-14	0-7	3-3	3-9-12	2	11	3	3	1	3	48
Jerian Grant	4-13	3-8	6-9	1-2-3	0	17	3	0	0	3	47
Pat Connaughton	0-0	0-0	0-0	0-0-0	1	0	0	1	0	0	8
Joey Brooks	1-3	1-1	1-2	1-3-4	5	4	1	0	0	0	26
Mike Broghammer	1-1	0-0	0-0	0-0-0	4	2	0	1	1	0	7
Team				2-0-2							
<b>Totals</b>	<b>20-63</b>	<b>5-26</b>	<b>22-29</b>	<b>16-24-40</b>	<b>20</b>	<b>67</b>	<b>10</b>	<b>11</b>	<b>3</b>	<b>7</b>	<b>250</b>



Game #17	Notre Dame 60, USF 49										
Notre Dame, Ind. (Purcell Pavilion)											
January 10, 2012 • BIG EAST											
USF	FG-A	3FG-A	FT-A	REB	PF	TP	A	TO	BK	ST	MIN
Augustus Gilchrist	6-10	1-1	0-0	1-4-5	3	13	0	3	0	0	31
Toarlyn Fitzpatrick	2-5	0-2	0-0	3-7-10	1	4	0	1	1	0	24
Anthony Collins	2-8	0-1	2-2	0-0-0	1	6	3	3	0	1	28
Shaun Noriega	0-3	0-3	2-3	0-0-0	0	2	0	0	0	0	17
Hugh Robertson	2-2	0-0	0-0	0-0-0	0	4	0	1	0	1	13
Ron Anderson Jr.	3-8	0-0	0-0	6-4-10	4	6	1	0	0	1	23
Victor Rudd Jr.	0-4	0-2	0-0	2-1-3	0	0	0	0	0	1	17
Jawanza Poland	5-12	0-3	2-2	0-4-4	2	12	0	3	0	2	34
Blake Nash	1-3	0-1	0-0	0-0-0	1	2	0	1	0	1	13
Team	2-1-3										
Totals	21-55	1-13	6-7	14-21-35	12	49	4	13	1	7	200
Total FG%	1st Half: 11-26, 42.3%			2nd Half: 10-29, 34.5%			Game: 38.2%				
3-PT FG%	1st Half: 0-5, 0.0%			2nd Half: 1-8, 12.5%			Game: 7.7%				
FT %	1st Half: 2-2, 100.0%			2nd Half: 4-5, 80.0%			Game: 85.7%				

Notre Dame	FG-A	3FG-A	FT-A	REB	PF	TP	A	TO	BK	ST	MIN
Jack Cooley	7-11	0-0	2-4	3-4-7	1	16	3	0	2	0	31
Eric Atkins	0-2	0-0	0-1	0-1-1	2	0	3	3	0	2	39
Alex Dragicevich	3-6	1-2	0-0	0-1-1	2	7	4	2	0	1	27
Scott Martin	7-14	1-4	0-0	0-13-13	1	15	2	0	0	2	39
Jerian Grant	5-11	2-5	2-2	1-0-1	1	14	4	3	0	2	39
Patrick Crowley	0-0	0-0	0-0	0-0-0	0	0	0	0	0	0	10+
Pat Connaughton	2-4	1-2	0-0	1-0-1	0	5	0	1	1	0	20
Tom Knight	0-0	0-0	0-0	0-1-1	1	0	0	0	1	0	9
Joey Brooks	0-1	0-1	3-4	1-0-1	0	3	0	0	0	1	5
Mike Broghammer	0-1	0-0	0-0	0-0-0	0	0	0	0	0	0	1
Team	2-1-3										
Totals	24-50	5-14	7-11	8-21-29	8	60	16	10	4	8	200
Total FG%	1st Half: 12-26, 46.2%			2nd Half: 12-24, 50.0%			Game: 48.0%				
3-PT FG%	1st Half: 5-9, 55.6%			2nd Half: 0-5, 0.0%			Game: 35.7%				
FT %	1st Half: 1-2, 50.0%			2nd Half: 6-9, 66.7%			Game: 63.6%				

SCORE BY PERIODS

	1	2	F
USF	24	25	49
Notre Dame	30	30	60

OFFICIALS: Joe Lindsay, Mike Roberts, James Breeding  
 TECHNICALS: USF - None. Notre Dame - COOLEY, Jack.  
 ATTENDANCE: 8,075

Notes: Notre Dame won its sixth straight against the USF to improve to 8-1 all-time in the series ... The Bulls fell to 0-5 in games played at Notre Dame ... The Irish improved their home court win streak to 29 games ... Notre Dame has now hit a three-pointer in 425 consecutive games ... Jack Cooley registered double figures for the seventh time in eight games and led the Irish in scoring for the fourth time this season ... Jerian Grant registered double figures for the 14th time and extended his double-figure scoring streak to six games ... Scott Martin posted his second consecutive double-double with his 15 points and career-high 13 rebounds as he reached double figures in rebounds for the third time in his career and scored in double figures for the seventh time this season.

Game #19	Rutgers 65, Notre Dame 58										
Piscataway, N.J. (Rutgers Athletic Center)											
January 16, 2012 • BIG EAST											
Notre Dame	FG-A	3FG-A	FT-A	REB	PF	TP	A	TO	BK	ST	MIN
Scott Martin	5-9	1-2	0-1	1-5-6	2	11	1	2	1	1	40
Jack Cooley	4-5	0-0	1-3	4-5-9	3	9	0	2	0	1	32
Eric Atkins	4-14	3-7	4-6	0-2-2	0	15	5	2	0	1	40
Jerian Grant	4-10	1-3	0-1	2-1-3	3	9	7	3	0	2	34
Joey Brooks	1-1	1-1	0-0	1-1-2	1	3	0	2	0	0	9
Alex Dragicevich	2-4	0-1	0-0	0-1-1	1	4	0	0	1	0	11
Pat Connaughton	3-8	1-6	0-0	1-4-5	4	7	0	0	1	0	29
Tom Knight	0-0	0-0	0-0	0-0-0	0	0	0	0	0	0	3
Mike Broghammer	0-1	0-0	0-2	0-1-1	0	0	0	0	1	0	2
Team	2-1-3										
Totals	23-52	7-20	5-13	11-21-32	14	58	13	11	4	5	200
Total FG%	1st Half: 12-24, 50.0%			2nd Half: 11-28, 39.3%			Game: 44.2%				
3-PT FG%	1st Half: 5-12, 41.7%			2nd Half: 2-8, 25.0%			Game: 35.0%				
FT %	1st Half: 2-6, 33.3%			2nd Half: 3-7, 42.9%			Game: 38.5%				

Rutgers	FG-A	3FG-A	FT-A	REB	PF	TP	A	TO	BK	ST	MIN
Derrick Randall	2-2	0-0	0-0	0-1-1	3	4	0	0	0	0	13
Gilvydas Biruta	2-7	0-1	5-6	1-4-5	4	9	2	3	0	0	16
Jerome Seagears	2-8	2-3	4-4	2-1-3	1	10	3	0	0	1	28
Eli Carter	5-14	3-6	0-2	0-3-3	1	13	3	1	0	0	37
Dane Miller	2-4	0-1	1-2	2-6-8	0	5	2	2	4	3	32
Myles Mack	2-4	1-2	0-0	0-2-2	2	5	3	2	0	0	25
Mike Poole	4-6	1-2	0-0	2-3-5	4	9	0	1	0	1	22
Austin Johnson	5-9	0-0	0-0	1-1-2	3	10	1	0	0	0	25
Kadeem Jack	0-1	0-0	0-0	1-0-1	1	0	0	1	0	0	2
Team	3-1-4										
Totals	24-55	7-15	10-14	12-22-34	19	65	14	10	4	5	200
Total FG%	1st Half: 15-28, 53.6%			2nd Half: 9-27, 33.3%			Game: 43.6%				
3-PT FG%	1st Half: 5-8, 62.5%			2nd Half: 2-7, 28.6%			Game: 46.7%				
FT %	1st Half: 4-7, 57.1%			2nd Half: 6-7, 85.7%			Game: 71.4%				

Deadball Rebounds: 2.2

SCORE BY PERIODS

	1	2	F
Notre Dame	31	27	58
Rutgers	39	26	65

OFFICIALS: Ed Corbett, Jamie Luckie, Michael Stephens  
 TECHNICALS: Notre Dame - None. Rutgers - None.  
 ATTENDANCE: 6,334

Notes: This was the 30th meeting between the Irish and the Scarlet Knights ... Notre Dame has won six of the last eight meetings, but suffered its second straight loss at Rutgers ... This was the fourth game that this quintet comprised the starting lineup this season ... The Irish shot a season-low 38.5 percent from the free throw line ... The five first halves matched a season low ... Notre Dame fell to 3-7 when trailing at halftime ... The Irish have connected on a three pointer in 427 consecutive games ... Eric Atkins netted double figures for the 12th time this season and led the Irish in scoring for the seventh time ... Atkins played 40-plus minutes for the eighth time and in five of six BIG EAST games ... Scott Martin netted double figures for the fourth straight game, his longest double-figure scoring streak of the season.

Game #18	#16/17 Connecticut 67, Notre Dame 53										
Notre Dame, Ind. (Purcell Pavilion)											
January 14, 2012 • BIG EAST											
Connecticut	FG-A	3FG-A	FT-A	REB	PF	TP	A	TO	BK	ST	MIN
DeAndre Daniels	1-2	0-1	0-0	1-0-1	1	2	0	1	0	0	12
Alex Oriakhi	5-8	0-0	2-2	1-6-7	3	12	0	2	2	1	24
Andre Drummond	5-12	0-0	0-0	4-9-13	1	10	1	1	2	1	36
Jeremy Lamb	3-11	0-4	0-0	1-2-3	3	6	7	1	0	1	40
Shabazz Napier	5-11	1-5	5-8	0-3-3	1	16	5	1	1	1	40
Niels Giffey	3-5	1-2	0-0	1-4-5	1	7	0	1	0	1	27
Tyler Olander	1-2	0-0	2-2	3-1-4	2	4	0	2	0	0	6
Roscoe Smith	2-3	0-0	6-6	3-3-6	0	10	0	1	0	0	15
Team	0-1-1										
Totals	25-54	2-12	15-18	14-29-43	12	67	13	10	5	5	200
Total FG%	1st Half: 11-29, 37.9%			2nd Half: 14-25, 56.0%			Game: 46.3%				
3-PT FG%	1st Half: 0-6, 0.0%			2nd Half: 2-6, 33.3%			Game: 16.7%				
FT %	1st Half: 2-2, 100.0%			2nd Half: 13-16, 81.3%			Game: 83.3%				

Notre Dame	FG-A	3FG-A	FT-A	REB	PF	TP	A	TO	BK	ST	MIN
Jack Cooley	2-7	0-0	3-3	4-2-6	2	7	1	2	1	0	25
Eric Atkins	8-15	4-7	0-1	1-2-3	2	20	2	2	0	0	40
Alex Dragicevich	1-5	0-2	0-0	0-0-0	0	2	0	1	0	0	17
Scott Martin	5-14	0-5	2-2	3-6-9	4	12	1	2	0	0	40
Jerian Grant	2-9	2-8	0-2	0-1-1	4	6	5	0	0	1	35
Patrick Crowley	0-0	0-0	0-0	0-0-0	0	0	0	0	0	0	0+
Pat Connaughton	1-7	0-3	0-0	2-2-4	3	2	0	0	0	2	20
Tom Knight	1-4	0-0	0-0	3-1-4	1	2	0	0	0	0	9
Joey Brooks	1-4	0-1	0-0	2-1-3	0	2	0	1	0	0	13
Mike Broghammer	0-0	0-0	0-0	0-0-0	0	0	0	0	0	0	1
Team	2-1-3										
Totals	21-65	6-26	5-8	17-16-33	16	53	9	8	1	3	200
Total FG%	1st Half: 9-29, 31.0%			2nd Half: 12-36, 33.3%			Game: 32.3%				
3-PT FG%	1st Half: 5-11, 45.5%			2nd Half: 1-15, 6.7%			Game: 23.1%				
FT %	1st Half: 2-3, 66.7%			2nd Half: 3-5, 60.0%			Game: 62.5%				

SCORE BY PERIODS

	1	2	F
Connecticut	24	43	67
Notre Dame	25	28	53

OFFICIALS: John Cahill, Jeff Anderson, Evan Burroughs  
 TECHNICALS: Connecticut - None. Notre Dame - None.  
 ATTENDANCE: 9,149

Notes: Notre Dame had its 29-game home win streak snapped, the second longest at Purcell Pavilion ... The Irish hadn't lost since a 69-68 setback to St. John's on Feb. 14, 2010 ... Heading into the game, Notre Dame also had won three straight against the Huskies ... Irish teams are now 10-26 all-time when playing a defending national champion ... The 53 points scored by the Irish were the fewest in a home game during Mike Brey's tenure ... Notre Dame's eight turnovers marked the eighth time this season the Irish had fewer than 10 turnovers in a game ... This was Notre Dame's first loss when leading at halftime (the Irish are 8-1 in games when leading at halftime) ... The Irish fell to 2-4 versus ranked opponents this season ... Eric Atkins' 20 points were the most ever in a BIG EAST game and marked his third 20-plus game of the season ... Scott Martin netted double figures for the third straight game.

Game #20	Notre Dame 67, #1/1 Syracuse 58										
Notre Dame, Ind. (Purcell Pavilion)											
January 21, 2012 • BIG EAST											
Syracuse	FG-A	3FG-A	FT-A	REB	PF	TP	A	TO	BK	ST	MIN
C.J. Fair	1-3	0-1	4-6	1-3-4	2	6	1	0	0	1	23
Rakeem Christmas	1-2	0-0	0-0	2-2-4	1	2	0	0	1	1	13
Kris Joseph	4-12	1-5	3-4	2-3-5	3	12	2	2	0	0	32
Scoop Jardine	0-5	0-2	2-4	0-2-2	3	2	7	2	0	1	28
Brandon Triche	2-6	1-2	1-1	0-3-3	0	6	1	0	0	1	25
Dion Waiters	4-14	2-6	1-2	2-0-2	3	11	2	3	0	4	29
Baye Keita	1-1	0-0	0-0	0-2-2	4	2	0	2	0	0	25
James Southerland	5-10	3-7	2-2	0-2-2	5	15	0	0	1	1	25
Team	1-0-1										
Totals	18-53	7-23	13-19	8-17-25	21	58	13	9	2	9	200
Total FG%	1st Half: 8-28, 28.6%			2nd Half: 10-25, 40.0%			Game: 34.0%				
3-PT FG%	1st Half: 4-13, 30.8%			2nd Half: 3-10, 30.0%			Game: 30.4%				
FT %	1st Half: 3-6, 50.0%			2nd Half: 10-13, 76.9%			Game: 68.4%				

Notre Dame	FG-A	3FG-A	FT-A	REB	PF	TP	A	TO	BK	ST	MIN
Jack Cooley	5-8	0-0	7-10	6-4-10	3	17	0	1	2	0	35
Eric Atkins	2-6	1-4	0-0	0-6-6	5	5	2	0	0		

**Game #21**  
**Notre Dame 55, Seton Hall 42**  
**Newark, N.J. (Prudential Center)**  
**January 25, 2012 • BIG EAST**

Notre Dame	FG-A	3FG-A	FT-A	REB	PF	TP	A	TO	BK	ST	MIN
Jack Cooley	4-6	0-0	5-6	2-9-11	5	13	0	4	2	1	34
Eric Atkins	3-8	1-5	7-9	0-5-5	0	14	2	2	0	2	39
Scott Martin	1-6	1-4	0-0	0-5-5	4	3	1	1	1	1	29
Jerian Grant	2-8	1-3	10-12	0-5-5	2	15	4	2	1	0	38
Pat Connaughton	0-3	0-3	0-0	0-5-5	1	0	0	1	0	0	17
Alex Dragicevich	3-6	2-4	1-1	0-1-1	1	9	0	1	0	1	27
Tom Knight	0-0	0-0	0-0	1-0-1	3	0	1	1	2	0	8
Joey Brooks	0-0	0-0	0-2	0-1-1	1	0	0	1	0	0	3
Mike Broghammer	0-0	0-0	1-2	1-0-1	0	1	0	0	0	0	5
Team				3-1-4							
<b>Totals</b>	<b>13-17</b>	<b>5-19</b>	<b>24-32</b>	<b>7-32-39</b>	<b>17</b>	<b>55</b>	<b>8</b>	<b>13</b>	<b>6</b>	<b>5</b>	<b>200</b>
<b>Total FG%</b>	<b>1st Half: 7-20, 35.0%</b>			<b>2nd Half: 6-17, 35.3%</b>							<b>Game: 35.1%</b>
<b>3-PT FG%</b>	<b>1st Half: 1-9, 11.1%</b>			<b>2nd Half: 4-10, 40.0%</b>							<b>Game: 26.3%</b>
<b>FT %</b>	<b>1st Half: 4-9, 44.4%</b>			<b>2nd Half: 20-23, 87.0%</b>							<b>Game: 75.0%</b>

Deadball Rebounds: 4

Seton Hall	FG-A	3FG-A	FT-A	REB	PF	TP	A	TO	BK	ST	MIN
Herb Pope	2-16	0-1	1-3	5-2-7	5	5	0	0	0	0	28
Fuquan Edwin	2-9	0-2	3-5	2-10-12	5	7	1	3	2	3	34
Patrik Auda	1-2	0-0	2-2	1-1-2	5	4	0	1	0	1	25
Jordan Theodore	4-12	0-4	3-5	1-1-2	1	11	1	5	0	1	37
Aaron Cosby	3-8	1-4	1-1	1-4-5	3	8	0	2	0	1	32
Brandon Mobley	0-4	0-1	0-0	5-2-7	0	0	2	0	0	2	15
Haralds Karlis	1-3	1-2	0-0	1-0-1	4	3	0	0	0	0	16
Freddie Wilson	1-2	0-0	0-1	0-0-0	0	2	0	1	0	1	4
Aaron Geramipoor	1-1	0-0	0-2	1-0-1	0	2	0	0	0	0	9
Team				0-1-1							
<b>Totals</b>	<b>15-57</b>	<b>2-14</b>	<b>10-19</b>	<b>17-21-38</b>	<b>23</b>	<b>42</b>	<b>4</b>	<b>12</b>	<b>2</b>	<b>9</b>	<b>200</b>
<b>Total FG%</b>	<b>1st Half: 6-29, 20.7%</b>			<b>2nd Half: 9-28, 32.1%</b>							<b>Game: 26.3%</b>
<b>3-PT FG%</b>	<b>1st Half: 1-6, 16.7%</b>			<b>2nd Half: 1-8, 12.5%</b>							<b>Game: 14.3%</b>
<b>FT %</b>	<b>1st Half: 5-10, 50.0%</b>			<b>2nd Half: 5-9, 55.6%</b>							<b>Game: 52.6%</b>

Deadball Rebounds: 2

**SCORE BY PERIODS**

	1	2	F
Notre Dame	19	36	55
Seton Hall	18	24	42

**OFFICIALS:** Mike Stuart, Mike Nance, Clarence Armstrong

**TECHNICALS:** Notre Dame - None. Seton Hall - None.

**ATTENDANCE:** 8,421

**Notes:** **Notes:** The win was Notre Dame's second road win of the season ... The 42 points were the fewest ever allowed by the Irish in a BIG EAST game ... The Pirates 15 field goals were the fewest made by a Notre Dame opponent all-time in a BIG EAST contest ... Seton Hall's 26.3% field goal shooting (15-57) for the game was the lowest ever by an Irish opponent in BIG EAST play ... Notre Dame's 19 first-half points were the fewest in any half by the Irish this season ... Seton Hall's six made field goals in the first half tied the fewest ever for a Notre Dame opponent in the opening half of a BIG EAST contest ... The loss was the first at home for the Pirates this season and snapped an overall 12-game home win streak ... Jack Cooley registered his second consecutive double-double and the sixth of the season ... Jerian Grant tied his career high with 10 free throws made ... Mike Brey recorded his 350th career victory with the win.

2011-12 Notre Dame Men's Basketball  
 Notre Dame Combined Team Statistics (as of Jan 25, 2012)  
 All games

RECORD:	OVERALL	HOME	AWAY	NEUTRAL
ALL GAMES	13-8	11-1	2-3	0-4
CONFERENCE	5-3	3-1	2-2	0-0
NON-CONFERENCE	8-5	8-0	0-1	0-4

##	Player	gp-gs	min	avg	Total		3-Point		F-Throw		Rebounds				pf	dq	a	to	blk	stl	pts	avg
					fg-fga	fg%	3fg-fga	3fg%	ft-fa	ft%	off	def	tot	avg								
21	ABROMAITIS, Tim	2-2	76	38.0	10-30	.333	0-11	.000	8-9	.889	2	12	14	7.0	7	1	5	6	0	1	28	14.0
00	ATKINS, Eric	19-19	708	37.3	75-188	.399	29-70	.414	66-87	.759	14	49	63	3.3	33	1	68	43	0	23	245	12.9
22	GRANT, Jerian	21-20	728	34.7	79-184	.429	33-89	.371	78-99	.788	10	57	67	3.2	36	0	99	35	4	26	269	12.8
45	COOLEY, Jack	20-18	524	26.2	78-132	.591	0-0	.000	61-85	.718	74	96	170	8.5	48	2	17	31	29	14	217	10.9
14	MARTIN, Scott	20-20	653	32.7	66-181	.365	17-78	.218	29-43	.674	18	104	122	6.1	52	1	29	36	10	20	178	8.9
12	DRAGICEVICH, Alex	21-10	482	23.0	56-135	.415	27-82	.329	28-40	.700	6	36	42	2.0	25	0	28	20	8	4	167	8.0
24	CONNAUGHTON, Pat	21-5	452	21.5	44-109	.404	19-60	.317	20-27	.741	19	64	83	4.0	28	0	13	14	3	7	127	6.0
32	BROOKS, Joey	20-8	304	15.2	29-71	.408	7-15	.467	27-45	.600	15	37	52	2.6	31	1	20	16	3	4	92	4.6
25	KNIGHT, Tom	18-3	190	10.6	27-55	.491	0-0	.000	11-18	.611	13	14	27	1.5	22	0	10	7	12	5	65	3.6
33	BROGHAMMER, Mike	19-0	121	6.4	18-28	.643	0-0	.000	3-15	.200	14	18	32	1.7	21	1	7	7	9	4	39	2.1
04	CROWLEY, Patrick	9-0	12	1.3	2-8	.250	1-3	.333	0-0	.000	1	1	2	0.2	0	0	1	1	0	1	5	0.6
Team												30	24	54						3		
Total.....		21	4250		484-1121	.432	133-408	.326	331-468	.707	216	512	728	34.7	303	7	297	219	78	109	1432	68.2
Opponents.....		21	4250		486-1195	.407	112-349	.321	237-333	.712	238	500	738	35.1	404	-	253	239	57	123	1323	63.0

TEAM STATISTICS	ND	OPP	Date	Opponent	Score	Att.
SCORING	1432	1323	11-12-11	MISS. VALLEY STATE	w 80-67	7087
Points per game	68.2	63.0	@ 11-14-11	DETROIT	w 59-53	6720
Scoring margin	+5.2	-	@ 11-16-11	SAM HOUSTON STATE	w 74-41	6614
FIELD GOALS-ATT	484-1121	486-1195	11-18-11	DELAWARE STATE	w 93-69	8826
Field goal pct	.432	.407	@ 11-21-11	vs Missouri	L 58-87	11436
3 POINT FG-ATT	133-408	112-349	@ 11-22-11	vs Georgia	L 57-61	10747
3-point FG pct	.326	.321	11-27-11	BRYANT	w 84-59	7138
3-pt FG made per game	6.3	5.3	11-30-11	at GONZAGA BULLDOGS	L 53-73	6000
FREE THROWS-ATT	331-468	237-333	\$ 12-4-11	vs Maryland	L 71-78	10714
Free throw pct	.707	.712	12-08-11	MAINE	w 87-78	7024
F-Throws made per game	15.8	11.3	12-10-11	DARTMOUTH	w 65-47	7651
REBOUNDS	728	738	^ 12-17-11	vs Indiana	L 58-69	19064
Rebounds per game	34.7	35.1	12-19-11	SACRED HEART	w 106-65	7042
Rebounding margin	-0.5	-	* 12-27-11	PITTSBURGH	w 72-59	8231
ASSISTS	297	253	* 1-4-12	at Cincinnati	L 55-71	10142
Assists per game	14.1	12.0	* 1-7-12	at LOUISVILLE	wo2 67-65	22687
TURNOVERS	219	239	* 1-10-12	USF	w 60-49	8075
Turnovers per game	10.4	11.4	* 1-14-12	CONNECTICUT	L 53-67	9149
Turnover margin	+1.0	-	* 1-16-12	at RUTGERS	L 58-65	6334
Assist/turnover ratio	1.4	1.1	* 1-21-12	SYRACUSE	w 67-58	9149
STEALS	109	123	* 1-25-12	at Seton Hall	w 55-42	8421
Steals per game	5.2	5.9				
BLOCKS	78	57				
Blocks per game	3.7	2.7				
ATTENDANCE	92706	105545				
Home games-Avg/Game	12-7726	5-10717				
Neutral site-Avg/Game	-	4-12990				

@ = CBE Classic  
 \$ = BB&T Classic  
 ^ = Crossroads Classic  
 \* = Conference game

Score by Periods	1st	2nd	OT	OT2	Totals
Notre Dame	671	744	8	9	1432
Opponents	629	679	8	7	1323

2011-12 Notre Dame Men's Basketball  
 Notre Dame Combined Team Statistics (as of Jan 25, 2012)  
 Conference games

RECORD:	OVERALL	HOME	AWAY	NEUTRAL
ALL GAMES	5-3	3-1	2-2	0-0
CONFERENCE	5-3	3-1	2-2	0-0
NON-CONFERENCE	0-0	0-0	0-0	0-0

##	Player	gp-gs	min	avg	Total		3-Point		F-Throw		Rebounds				pf	dq	a	to	blk	stl	pts	avg		
					fg-fga	fg%	3fg-fga	3fg%	ft-fta	ft%	off	def	tot	avg										
22	GRANT, Jerian	8-8	300	37.5	29-80	.363	15-45	.333	31-40	.775	4	14	18	2.3	16	0	42	18	1	10	104	13.0		
45	COOLEY, Jack	8-8	261	32.6	38-68	.559	0-0	.000	27-40	.675	37	41	78	9.8	20	1	6	13	13	5	103	12.9		
00	ATKINS, Eric	8-8	313	39.1	29-79	.367	12-36	.333	22-32	.688	7	26	33	4.1	15	1	24	16	0	9	92	11.5		
14	MARTIN, Scott	8-8	294	36.8	29-78	.372	5-31	.161	6-8	.750	10	55	65	8.1	21	0	15	16	5	9	69	8.6		
12	DRAGICEVICH, Alex	8-5	189	23.6	21-54	.389	9-29	.310	8-12	.667	1	10	11	1.4	11	0	8	8	1	3	59	7.4		
24	CONNAUGHTON, Pat	8-2	134	16.8	11-32	.344	5-22	.227	1-2	.500	6	20	26	3.3	14	0	3	6	2	2	28	3.5		
25	KNIGHT, Tom	7-0	62	8.9	8-17	.471	0-0	.000	0-1	.000	8	4	12	1.7	7	0	1	3	5	0	16	2.3		
32	BROOKS, Joey	8-1	80	10.0	3-12	.250	2-5	.400	5-10	.500	6	10	16	2.0	9	1	3	6	0	1	13	1.6		
33	BROGHAMMER, Mike	6-0	17	2.8	1-3	.333	0-0	.000	1-4	.250	1	1	2	0.3	4	0	0	1	2	0	3	0.5		
04	CROWLEY, Patrick	3-0	0	0.0	0-0	.000	0-0	.000	0-0	.000	0	0	0	0.0	0	0	0	0	0	0	0	0.0		
Team											12	6	18											
Total.....		8	1650		169-423	.400	48-168	.286	101-149	.678	92	187	279	34.9	117	3	102	89	29	39	487	60.9		
Opponents.....		8	1650		174-443	.393	32-131	.244	94-136	.691	102	192	294	36.8	147	-	84	90	24	58	476	59.5		

TEAM STATISTICS	ND	OPP	Date	Opponent	Score	Att.
SCORING	487	476	* 12-27-11	PITTSBURGH	W 72-59	8231
Points per game	60.9	59.5	* 1-4-12	at Cincinnati	L 55-71	10142
Scoring margin	+1.4	-	* 1-7-12	at LOUISVILLE	Wo2 67-65	22687
FIELD GOALS-ATT	169-423	174-443	* 1-10-12	USF	W 60-49	8075
Field goal pct	.400	.393	* 1-14-12	CONNECTICUT	L 53-67	9149
3 POINT FG-ATT	48-168	32-131	* 1-16-12	at RUTGERS	L 58-65	6334
3-point FG pct	.286	.244	* 1-21-12	SYRACUSE	W 67-58	9149
3-pt FG made per game	6.0	4.0	* 1-25-12	at Seton Hall	W 55-42	8421
FREE THROWS-ATT	101-149	94-136				
Free throw pct	.678	.691	@ = CBE Classic			
F-Throws made per game	12.6	11.8	\$ = BB&T Classic			
REBOUNDS	279	294	^ = Crossroads Classic			
Rebounds per game	34.9	36.8	* = Conference game			
Rebounding margin	-1.9	-				
ASSISTS	102	84				
Assists per game	12.8	10.5				
TURNOVERS	89	90				
Turnovers per game	11.1	11.3				
Turnover margin	+0.1	-				
Assist/turnover ratio	1.1	0.9				
STEALS	39	58				
Steals per game	4.9	7.3				
BLOCKS	29	24				
Blocks per game	3.6	3.0				
ATTENDANCE	34604	47584				
Home games-Avg/Game	4-8651	4-11896				
Neutral site-Avg/Game	-	0-0				

Score by Periods	1st	2nd	OT	OT2	Totals
Notre Dame	210	260	8	9	487
Opponents	213	248	8	7	476

2011-12 Notre Dame Men's Basketball  
 Notre Dame Season Schedule/Results & Leaders (as of Jan 25, 2012)  
 All games

RECORD:	OVERALL	HOME	AWAY	NEUTRAL
ALL GAMES	13-8	11-1	2-3	0-4
CONFERENCE	5-3	3-1	2-2	0-0
NON-CONFERENCE	8-5	8-0	0-1	0-4

Date	Opponent	Score	Att.	High Points	High Rebounds
11-12-11	MISS. VALLEY STATE	w 80-67	7087	(27)ATKINS, Eric	(10)COOLEY, Jack
11-14-11	@DETROIT	w 59-53	6720	(13)BROOKS, Joey (13)ATKINS, Eric	(9)CONNAUGHTON, Pat (9)BROOKS, Joey
11-16-11	@SAM HOUSTON STATE	w 74-41	6614	(24)CONNAUGHTON, Pat	(6)GRANT, Jerian (6)COOLEY, Jack
11-18-11	DELAWARE STATE	w 93-69	8826	(23)MARTIN, Scott	(17)COOLEY, Jack
11-21-11	@vs Missouri	58-87 L	11436	(22)ABROMAITIS, Tim	(8)ABROMAITIS, Tim
11-22-11	@vs Georgia	57-61 L	10747	(20)GRANT, Jerian	(6)COOLEY, Jack (6)ABROMAITIS, Tim
11-27-11	BRYANT	w 84-59	7138	(18)ATKINS, Eric	(11)GRANT, Jerian
11-30-11	at GONZAGA BULLDOGS	53-73 L	6000	(16)GRANT, Jerian	(6)COOLEY, Jack
12-4-11	\$vs Maryland	71-78 L	10714	(20)GRANT, Jerian	(7)BROGHAMMER, Mike
12-08-11	MAINE	w 87-78	7024	(26)ATKINS, Eric	(14)COOLEY, Jack
12-10-11	DARTMOUTH	w 65-47	7651	(22)COOLEY, Jack	(9)COOLEY, Jack
12-17-11	^vs Indiana	58-69 L	19064	(15)ATKINS, Eric	(7)MARTIN, Scott
12-19-11	SACRED HEART	w 106-65	7042	(19)COOLEY, Jack	(8)COOLEY, Jack
12-27-11	*PITTSBURGH	w 72-59	8231	(22)DRAGICEVICH, Alex	(14)COOLEY, Jack
1-4-12	*at Cincinnati	55-71 L	10142	(17)GRANT, Jerian	(11)COOLEY, Jack
1-7-12	*at LOUISVILLE	Wo2 67-65	22687	(18)COOLEY, Jack	(12)MARTIN, Scott
1-10-12	*USF	w 60-49	8075	(16)COOLEY, Jack	(13)MARTIN, Scott
1-14-12	*CONNECTICUT	53-67 L	9149	(20)ATKINS, Eric	(9)MARTIN, Scott
1-16-12	*at RUTGERS	58-65 L	6334	(15)ATKINS, Eric	(9)COOLEY, Jack
1-21-12	*SYRACUSE	w 67-58	9149	(17)COOLEY, Jack	(10)COOLEY, Jack
1-25-12	*at Seton Hall	w 55-42	8421	(15)GRANT, Jerian	(11)COOLEY, Jack

@ = CBE Classic  
 \$ = BB&T Classic  
 ^ = Crossroads Classic  
 \* = Conference game

Attendance Summary	Games	Attend	Avg/Game
Home	12	92706	7726
Away	5	53584	10717
Neutral	4	51961	12990
Total	21	198251	9441

2011-12 Notre Dame Men's Basketball  
 Notre Dame Extended Season Box Score (as of Jan 25, 2012)  
 All games

RECORD:	OVERALL	HOME	AWAY	NEUTRAL
ALL GAMES	13-8	11-1	2-3	0-4
CONFERENCE	5-3	3-1	2-2	0-0
NON-CONFERENCE	8-5	8-0	0-1	0-4

##	Player	gp-gs	min	avg	Total		3-Point		F-Throw		Rebounds				pf	dq	a	a/g	to	to/g	a/to	blk	blk/g	stl	stl/g	pts	avg
					fg-fga	fg%	3fg-fga	3fg%	ft-fa	ft%	off	def	tot	avg													
21	ABROMAITIS, Tim	2-2	76	38.0	10-30	.333	0-11	.000	8-9	.889	2	12	14	7.0	7	1	5	2.50	6	3.00	0.83	0	0.00	1	0.50	28	14.0
00	ATKINS, Eric	19-19	708	37.3	75-188	.399	29-70	.414	66-87	.759	14	49	63	3.3	33	1	68	3.58	43	2.26	1.58	0	0.00	23	1.21	245	12.9
22	GRANT, Jerian	21-20	728	34.7	79-184	.429	33-89	.371	78-99	.788	10	57	67	3.2	36	0	99	4.71	35	1.67	2.83	4	0.19	26	1.24	269	12.8
45	COOLEY, Jack	20-18	524	26.2	78-132	.591	0-0	.000	61-85	.718	74	96	170	8.5	48	2	17	0.85	31	1.55	0.55	29	1.45	14	0.70	217	10.9
14	MARTIN, Scott	20-20	653	32.7	66-181	.365	17-78	.218	29-43	.674	18	104	122	6.1	52	1	29	1.45	36	1.80	0.81	10	0.50	20	1.00	178	8.9
12	DRAGICEVICH, Alex	21-10	482	23.0	56-135	.415	27-82	.329	28-40	.700	6	36	42	2.0	25	0	28	1.33	20	0.95	1.40	8	0.38	4	0.19	167	8.0
24	CONNAUGHTON, Pat	21-5	452	21.5	44-109	.404	19-60	.317	20-27	.741	19	64	83	4.0	28	0	13	0.62	14	0.67	0.93	3	0.14	7	0.33	127	6.0
32	BROOKS, Joey	20-8	304	15.2	29-71	.408	7-15	.467	27-45	.600	15	37	52	2.6	31	1	20	1.00	16	0.80	1.25	3	0.15	4	0.20	92	4.6
25	KNIGHT, Tom	18-3	190	10.6	27-55	.491	0-0	.000	11-18	.611	13	14	27	1.5	22	0	10	0.56	7	0.39	1.43	12	0.67	5	0.28	65	3.6
33	BROGHAMMER, Mike	19-0	121	6.4	18-28	.643	0-0	.000	3-15	.200	14	18	32	1.7	21	1	7	0.37	7	0.37	1.00	9	0.47	4	0.21	39	2.1
04	CROWLEY, Patrick	9-0	12	1.3	2-8	.250	1-3	.333	0-0	.000	1	1	2	0.2	0	0	1	0.11	1	0.11	1.00	0	0.00	1	0.11	5	0.6
Total.....		21	4250		484-1121	.432	133-408	.326	331-468	.707	216	512	728	34.7	303	7	297	14.14	219	10.43	1.36	78	3.71	109	5.19	1432	68.2
Opponents.....		21	4250		486-1195	.407	112-349	.321	237-333	.712	238	500	738	35.1	404	-	253	12.05	239	11.38	1.06	57	2.71	123	5.86	1323	63.0

Score by Periods	1st	2nd	OT	OT2	Totals
Notre Dame	671	744	8	9	1432
Opponents	629	679	8	7	1323

2011-12 Notre Dame Men's Basketball  
 Notre Dame Overall Team Statistics (as of Jan 25, 2012)  
 All games

TEAM STATISTICS	ND	OPP
SCORING	1432	1323
Points per game	68.2	63.0
Scoring margin	+5.2	-
FIELD GOALS-ATT	484-1121	486-1195
Field goal pct	.432	.407
3 POINT FG-ATT	133-408	112-349
3-point FG pct	.326	.321
3-pt FG made per game	6.3	5.3
FREE THROWS-ATT	331-468	237-333
Free throw pct	.707	.712
F-Throws made per game	15.8	11.3
REBOUNDS	728	738
Rebounds per game	34.7	35.1
Rebounding margin	-0.5	-
ASSISTS	297	253
Assists per game	14.1	12.0
TURNOVERS	219	239
Turnovers per game	10.4	11.4
Turnover margin	+1.0	-
Assist/turnover ratio	1.4	1.1
STEALS	109	123
Steals per game	5.2	5.9
BLOCKS	78	57
Blocks per game	3.7	2.7
WINNING STREAK	2	-
Home win streak	1	-
ATTENDANCE	92706	105545
Home games-Avg/Game	12-7726	5-10717
Neutral site-Avg/Game	-	4-12990

Score by Periods	1st	2nd	OT	OT2	Totals
Notre Dame	671	744	8	9	1432
Opponents	629	679	8	7	1323

2011-12 Notre Dame Men's Basketball  
 Notre Dame Team Game-by-Game Comparison (as of Jan 25, 2012)  
 All games

Opponent	1st	2nd	Score	Mar	Total FG	FG Pct	3-Pointers	3FG Pct	Free Throws	FT Pct	Rebounds	Assist	T/Over	Block	Steal	Fouls
MISS. VALLEY STATE	38/30	42/37	80-67	+13	24-54/28-63	.444/.444	8-19/8-23	.421/.348	24-29/3-8	.828/.375	39/30 +9	19/16	11/12	2/0	5/5	12/23
DETROIT	28/31	31/22	59-53	+6	19-47/21-68	.404/.309	4-15/6-21	.267/.286	17-31/5-8	.548/.625	42/44 (2)	12/13	13/12	3/7	4/5	12/26
SAM HOUSTON STATE	38/16	36/25	74-41	+33	27-51/18-53	.529/.340	10-19/3-15	.526/.200	10-20/2-5	.500/.400	32/34 (2)	21/11	9/18	3/1	10/3	10/17
DELAWARE STATE	43/30	50/39	93-69	+24	30-61/22-54	.492/.407	11-23/8-17	.478/.471	22-28/17-26	.786/.654	46/24 +22	20/12	9/8	1/7	1/6	17/22
Missouri	37/52	21/35	58-87	(29)	20-54/32-55	.370/.582	4-16/5-11	.250/.455	14-19/18-21	.737/.857	24/38 (14)	8/12	13/8	1/5	5/10	16/17
Georgia	29/31	28/30	57-61	(4)	16-46/22-53	.348/.415	4-20/12-26	.200/.462	21-28/5-11	.750/.455	23/37 (14)	7/14	8/14	3/3	7/5	16/22
BRYANT	47/28	37/31	84-59	+25	31-64/23-65	.484/.354	11-25/6-26	.440/.231	11-15/7-11	.733/.636	46/33 +13	24/12	10/9	3/1	4/4	11/14
GONZAGA BULLDOGS	22/35	31/38	53-73	(20)	20-52/28-61	.385/.459	2-14/6-15	.143/.400	11-18/11-15	.611/.733	32/40 (8)	6/16	17/13	3/3	8/10	16/17
Maryland	30/35	41/43	71-78	(7)	24-55/23-54	.436/.426	7-21/7-10	.333/.700	16-22/25-35	.727/.714	30/40 (10)	10/9	7/8	4/2	3/1	22/16
MAINE	44/41	43/37	87-78	+9	29-56/34-63	.518/.540	8-20/6-16	.400/.375	21-28/4-5	.750/.800	34/26 +8	18/19	10/9	5/0	3/7	8/20
DARTMOUTH	37/24	28/23	65-47	+18	24-59/15-50	.407/.300	3-20/4-14	.150/.286	14-15/13-15	.933/.867	36/34 +2	16/10	7/15	11/1	8/4	15/15
Indiana	20/26	38/43	58-69	(11)	16-42/24-57	.381/.421	4-11/3-7	.364/.429	22-32/18-22	.688/.818	28/40 (12)	9/9	12/11	5/2	6/4	20/25
SACRED HEART	48/37	58/28	106-65	+41	35-57/22-56	.614/.393	9-17/6-17	.529/.353	27-34/15-15	.794/1000	37/24 +13	25/16	4/12	5/1	6/1	11/23
PITTSBURGH	25/26	47/33	72-59	+13	27-53/24-60	.509/.400	7-19/1-14	.368/.071	11-18/10-14	.611/.714	30/39 (9)	18/14	6/9	4/1	5/4	14/20
Cincinnati	21/31	34/40	55-71	(16)	21-63/25-57	.333/.439	5-28/8-27	.179/.296	8-11/13-18	.727/.722	38/38 -	11/13	13/9	4/4	4/11	14/15
LOUISVILLE	24/28	26/22	67-65	+2	20-63/22-52	.317/.423	5-26/4-13	.192/.308	22-29/17-27	.759/.630	40/42 (2)	10/9	11/18	3/5	7/8	20/25
USF	30/24	30/25	60-49	+11	24-50/21-55	.480/.382	5-14/1-13	.357/.077	7-11/6-7	.636/.857	29/35 (6)	16/4	10/13	4/1	8/7	8/12
CONNECTICUT	25/24	28/43	53-67	(14)	21-65/25-54	.323/.463	6-26/2-12	.231/.167	5-8/15-18	.625/.833	33/43 (10)	9/13	8/10	1/5	3/5	16/12
RUTGERS	31/39	27/26	58-65	(7)	23-52/24-55	.442/.436	7-20/7-15	.350/.467	5-13/10-14	.385/.714	32/34 (2)	13/14	11/10	4/4	5/5	14/19
SYRACUSE	35/23	32/35	67-58	+9	20-40/18-53	.500/.340	8-16/7-23	.500/.304	19-27/13-19	.704/.684	38/25 +13	17/13	17/9	3/2	2/9	14/21
Seton Hall	19/18	36/24	55-42	+13	13-37/15-57	.351/.263	5-19/2-14	.263/.143	24-32/10-19	.750/.526	39/38 +1	8/4	13/12	6/2	5/9	17/23

Note: Game totals are displayed in the format TEAM/OPPONENT for each category



2011-12 Notre Dame Men's Basketball  
 Notre Dame Points-Rebounds-Assists (as of Jan 25, 2012)  
 All games

Opponent	Date	Score		00	04	12	14	21	22	24
				ATKINS,ERI	CROWLEY,PA	DRAGICEVIC	MARTIN,SCO	ABROMAITIS	GRANT,JERI	CONNAUGHTO
MISS. VALLEY STATE	11-12-11	80-67	w	27-4-6	0-0-0	7-4-2	15-5-2	DNP	11-2-5	2-4-0
DETROIT	11-14-11	59-53	w	13-2-4	DNP	2-2-1	3-6-0	DNP	11-2-3	10-9-0
SAM HOUSTON STATE	11-16-11	74-41	w	DNP	0-1-0	7-3-3	11-5-1	DNP	17-6-7	24-5-1
DELAWARE STATE	11-18-11	93-69	w	DNP	0-0-0	18-3-7	23-5-3	DNP	17-4-6	9-7-2
vs Missouri	11-21-11	58-87	L	7-1-1	DNP	0-0-0	12-5-1	22-8-3	6-1-2	7-5-0
vs Georgia	11-22-11	57-61	L	12-2-1	DNP	0-0-0	6-3-0	6-6-2	20-5-4	11-0-0
BRYANT	11-27-11	84-59	w	18-4-9	0-0-0	13-4-0	12-8-0	DNP	12-11-7	2-3-3
at GONZAGA BULLDOGS	11-30-11	53-73	L	6-3-1	DNP	3-3-0	1-4-0	DNP	16-1-3	11-3-0
vs Maryland	12-4-11	71-78	L	16-2-2	DNP	8-0-1	7-4-3	DNP	20-4-3	9-6-0
MAINE	12-08-11	87-78	w	26-2-6	DNP	14-2-3	4-0-1	DNP	6-4-2	4-5-0
DARTMOUTH	12-10-11	65-47	w	0-4-3	0-0-0	15-3-2	DNP	DNP	0-3-4	3-4-3
vs Indiana	12-17-11	58-69	L	15-2-2	DNP	9-2-0	6-7-2	DNP	14-4-4	2-4-1
SACRED HEART	12-19-11	106-65	w	13-4-9	5-1-1	12-5-1	9-5-1	DNP	15-2-7	5-2-0
PITTSBURGH	12-27-11	72-59	w	15-5-4	DNP	22-2-0	4-6-2	DNP	15-1-9	2-0-2
at Cincinnati	1-4-12	55-71	L	8-3-2	0-0-0	6-2-1	0-8-2	DNP	17-2-4	5-4-0
at LOUISVILLE	1-7-12	67-65	w	15-8-1	DNP	0-1-1	11-12-3	DNP	17-3-3	0-0-0
USF	1-10-12	60-49	w	0-1-3	0-0-0	7-1-4	15-13-2	DNP	14-1-4	5-1-0
CONNECTICUT	1-14-12	53-67	L	20-3-2	0-0-0	2-0-0	12-9-1	DNP	6-1-5	2-4-0
at RUTGERS	1-16-12	58-65	L	15-2-5	DNP	4-1-0	11-6-1	DNP	9-3-7	7-5-0
SYRACUSE	1-21-12	67-58	w	5-6-5	DNP	9-3-2	13-6-3	DNP	11-2-6	7-7-1
at Seton Hall	1-25-12	55-42	w	14-5-2	DNP	9-1-0	3-5-1	DNP	15-5-4	0-5-0

Opponent	Date	Score		25	32	33	45
				KNIGHT,TOM	BROOKS,JOE	BROGHAMME	COOLEY,JAC
MISS. VALLEY STATE	11-12-11	80-67	w	0-2-0	9-4-3	6-2-0	3-10-1
DETROIT	11-14-11	59-53	w	0-1-0	13-9-2	0-0-0	7-8-2
SAM HOUSTON STATE	11-16-11	74-41	w	7-1-2	0-1-1	2-2-2	6-6-4
DELAWARE STATE	11-18-11	93-69	w	6-0-0	DNP	9-5-1	11-17-1
vs Missouri	11-21-11	58-87	L	DNP	4-1-1	0-1-0	0-1-0
vs Georgia	11-22-11	57-61	L	DNP	0-0-0	0-0-0	2-6-0
BRYANT	11-27-11	84-59	w	4-0-1	13-6-2	6-4-1	4-2-1
at GONZAGA BULLDOGS	11-30-11	53-73	L	4-3-1	6-5-1	0-0-0	6-6-0
vs Maryland	12-4-11	71-78	L	4-0-0	7-3-1	0-7-0	DNP
MAINE	12-08-11	87-78	w	7-2-2	2-1-1	2-1-2	22-14-1
DARTMOUTH	12-10-11	65-47	w	8-5-1	13-4-2	4-2-0	22-9-1
vs Indiana	12-17-11	58-69	L	0-0-0	0-0-0	0-0-0	12-5-0
SACRED HEART	12-19-11	106-65	w	9-1-2	12-2-3	7-6-1	19-8-0
PITTSBURGH	12-27-11	72-59	w	6-1-0	0-0-0	0-0-0	8-14-1
at Cincinnati	1-4-12	55-71	L	4-3-0	0-4-2	DNP	15-11-0
at LOUISVILLE	1-7-12	67-65	w	DNP	4-4-1	2-0-0	18-10-1
USF	1-10-12	60-49	w	0-1-0	3-1-0	0-0-0	16-7-3
CONNECTICUT	1-14-12	53-67	L	2-4-0	2-3-0	0-0-0	7-6-1
at RUTGERS	1-16-12	58-65	L	0-0-0	3-2-0	0-1-0	9-9-0
SYRACUSE	1-21-12	67-58	w	4-2-0	1-1-0	DNP	17-10-0
at Seton Hall	1-25-12	55-42	w	0-1-1	0-1-0	1-1-0	13-11-0

2011-12 Notre Dame Men's Basketball  
 Notre Dame Team High/Low Analysis (as of Jan 25, 2012)  
 All games

Notre Dame - TEAM GAME HIGHS

POINTS	106	SACRED HEART (12-19-11)
	93	DELAWARE STATE (11-18-11)
	87	MAINE (12-08-11)
	84	BRYANT (11-27-11)
	80	MISS. VALLEY STATE (11-12-11)
FIELD GOALS MADE	35	SACRED HEART (12-19-11)
	31	BRYANT (11-27-11)
FIELD GOAL ATTEMPTS	65	CONNECTICUT (1-14-12)
	64	BRYANT (11-27-11)
FIELD GOAL PERCENTAGE	.614 (35-57)	SACRED HEART (12-19-11)
	.529 (27-51)	SAM HOUSTON STATE (11-16-11)
3 PT FIELD GOALS MADE	11	BRYANT (11-27-11)
	11	DELAWARE STATE (11-18-11)
3 PT FG ATTEMPTS	28	at Cincinnati (1-4-12)
	26	CONNECTICUT (1-14-12)
	26	at LOUISVILLE (1-7-12)
3 PT FG PERCENTAGE	.529 (9-17)	SACRED HEART (12-19-11)
	.526 (10-19)	SAM HOUSTON STATE (11-16-11)
FREE THROWS MADE	27	SACRED HEART (12-19-11)
	24	at Seton Hall (1-25-12)
	24	MISS. VALLEY STATE (11-12-11)
FREE THROW ATTEMPTS	34	SACRED HEART (12-19-11)
	32	at Seton Hall (1-25-12)
	32	vs Indiana (12-17-11)
FREE THROW PERCENTAGE	.933 (14-15)	DARTMOUTH (12-10-11)
	.828 (24-29)	MISS. VALLEY STATE (11-12-11)
REBOUNDS	46	BRYANT (11-27-11)
	46	DELAWARE STATE (11-18-11)
ASSISTS	25	SACRED HEART (12-19-11)
	24	BRYANT (11-27-11)
STEALS	10	SAM HOUSTON STATE (11-16-11)
	8	USF (1-10-12)
	8	DARTMOUTH (12-10-11)
	8	at GONZAGA BULLDOGS (11-30-11)
BLOCKED SHOTS	11	DARTMOUTH (12-10-11)
	6	at Seton Hall (1-25-12)
TURNOVERS	17	SYRACUSE (1-21-12)
	17	at GONZAGA BULLDOGS (11-30-11)
FOULS	22	vs Maryland (12-4-11)
	20	at LOUISVILLE (1-7-12)
	20	vs Indiana (12-17-11)

2011-12 Notre Dame Men's Basketball  
 Notre Dame High/Low Analysis (as of Jan 25, 2012)  
 All games

Opponent - GAME HIGHS

POINTS	87		vs Missouri (11-21-11)
	78		MAINE (12-08-11)
	78		vs Maryland (12-4-11)
	73		at GONZAGA BULLDOGS (11-30-11)
	71		at Cincinnati (1-4-12)
FIELD GOALS MADE	34		MAINE (12-08-11)
	32		vs Missouri (11-21-11)
FIELD GOAL ATTEMPTS	68		DETROIT (11-14-11)
	65		BRYANT (11-27-11)
FIELD GOAL PERCENTAGE	.582	(32-55)	vs Missouri (11-21-11)
	.540	(34-63)	MAINE (12-08-11)
3 PT FIELD GOALS MADE	12		vs Georgia (11-22-11)
	8		at Cincinnati (1-4-12)
	8		DELAWARE STATE (11-18-11)
	8		MISS. VALLEY STATE (11-12-11)
3 PT FG ATTEMPTS	27		at Cincinnati (1-4-12)
	26		BRYANT (11-27-11)
	26		vs Georgia (11-22-11)
3 PT FG PERCENTAGE	.700	(7-10)	vs Maryland (12-4-11)
	.471	(8-17)	DELAWARE STATE (11-18-11)
FREE THROWS MADE	25		vs Maryland (12-4-11)
	18		vs Indiana (12-17-11)
	18		vs Missouri (11-21-11)
FREE THROW ATTEMPTS	35		vs Maryland (12-4-11)
	27		at LOUISVILLE (1-7-12)
FREE THROW PERCENTAGE	1.000	(15-15)	SACRED HEART (12-19-11)
	.867	(13-15)	DARTMOUTH (12-10-11)
REBOUNDS	44		DETROIT (11-14-11)
	43		CONNECTICUT (1-14-12)
ASSISTS	19		MAINE (12-08-11)
	16		SACRED HEART (12-19-11)
	16		at GONZAGA BULLDOGS (11-30-11)
	16		MISS. VALLEY STATE (11-12-11)
STEALS	11		at Cincinnati (1-4-12)
	10		at GONZAGA BULLDOGS (11-30-11)
	10		vs Missouri (11-21-11)
BLOCKED SHOTS	7		DELAWARE STATE (11-18-11)
	7		DETROIT (11-14-11)
TURNOVERS	18		at LOUISVILLE (1-7-12)
	18		SAM HOUSTON STATE (11-16-11)
FOULS	26		DETROIT (11-14-11)
	25		at LOUISVILLE (1-7-12)
	25		vs Indiana (12-17-11)

2011-12 Notre Dame Men's Basketball  
 Notre Dame High/Low Analysis (as of Jan 25, 2012)  
 All games

Notre Dame - GAME LOWS

POINTS	53		at GONZAGA BULLDOGS (11-30-11)
	53		CONNECTICUT (1-14-12)
	55		at Cincinnati (1-4-12)
	55		at Seton Hall (1-25-12)
	57		vs Georgia (11-22-11)
FIELD GOALS MADE	13		at Seton Hall (1-25-12)
	16		vs Georgia (11-22-11)
	16		vs Indiana (12-17-11)
FIELD GOAL ATTEMPTS	37		at Seton Hall (1-25-12)
	40		SYRACUSE (1-21-12)
FIELD GOAL PERCENTAGE	.317	(20-63)	at LOUISVILLE (1-7-12)
	.323	(21-65)	CONNECTICUT (1-14-12)
3 PT FIELD GOALS MADE	2		at GONZAGA BULLDOGS (11-30-11)
	3		DARTMOUTH (12-10-11)
3 PT FG ATTEMPTS	11		vs Indiana (12-17-11)
	14		at GONZAGA BULLDOGS (11-30-11)
	14		USF (1-10-12)
3 PT FG PERCENTAGE	.143	(2-14)	at GONZAGA BULLDOGS (11-30-11)
	.150	(3-20)	DARTMOUTH (12-10-11)
FREE THROWS MADE	5		CONNECTICUT (1-14-12)
	5		at RUTGERS (1-16-12)
FREE THROW ATTEMPTS	8		CONNECTICUT (1-14-12)
	11		at Cincinnati (1-4-12)
	11		USF (1-10-12)
FREE THROW PERCENTAGE	.385	(5-13)	at RUTGERS (1-16-12)
	.500	(10-20)	SAM HOUSTON STATE (11-16-11)
REBOUNDS	23		vs Georgia (11-22-11)
	24		vs Missouri (11-21-11)
ASSISTS	6		at GONZAGA BULLDOGS (11-30-11)
	7		vs Georgia (11-22-11)
STEALS	1		DELAWARE STATE (11-18-11)
	2		SYRACUSE (1-21-12)
BLOCKED SHOTS	1		DELAWARE STATE (11-18-11)
	1		vs Missouri (11-21-11)
	1		CONNECTICUT (1-14-12)
TURNOVERS	4		SACRED HEART (12-19-11)
	6		PITTSBURGH (12-27-11)
FOULS	8		MAINE (12-08-11)
	8		USF (1-10-12)

2011-12 Notre Dame Men's Basketball  
 Notre Dame High/Low Analysis (as of Jan 25, 2012)  
 All games

Opponent - GAME LOWS

POINTS	41		SAM HOUSTON STATE (11-16-11)
	42		at Seton Hall (1-25-12)
	47		DARTMOUTH (12-10-11)
	49		USF (1-10-12)
	53		DETROIT (11-14-11)
FIELD GOALS MADE	15		DARTMOUTH (12-10-11)
	15		at Seton Hall (1-25-12)
FIELD GOAL ATTEMPTS	50		DARTMOUTH (12-10-11)
	52		at LOUISVILLE (1-7-12)
FIELD GOAL PERCENTAGE	.263	(15-57)	at Seton Hall (1-25-12)
	.300	(15-50)	DARTMOUTH (12-10-11)
3 PT FIELD GOALS MADE	1		PITTSBURGH (12-27-11)
	1		USF (1-10-12)
3 PT FG ATTEMPTS	7		vs Indiana (12-17-11)
	10		vs Maryland (12-4-11)
3 PT FG PERCENTAGE	.071	(1-14)	PITTSBURGH (12-27-11)
	.077	(1-13)	USF (1-10-12)
FREE THROWS MADE	2		SAM HOUSTON STATE (11-16-11)
	3		MISS. VALLEY STATE (11-12-11)
FREE THROW ATTEMPTS	5		SAM HOUSTON STATE (11-16-11)
	5		MAINE (12-08-11)
FREE THROW PERCENTAGE	.375	(3-8)	MISS. VALLEY STATE (11-12-11)
	.400	(2-5)	SAM HOUSTON STATE (11-16-11)
REBOUNDS	24		DELAWARE STATE (11-18-11)
	24		SACRED HEART (12-19-11)
ASSISTS	4		USF (1-10-12)
	4		at Seton Hall (1-25-12)
STEALS	1		vs Maryland (12-4-11)
	1		SACRED HEART (12-19-11)
BLOCKED SHOTS	0		MISS. VALLEY STATE (11-12-11)
	0		MAINE (12-08-11)
TURNOVERS	8		DELAWARE STATE (11-18-11)
	8		vs Missouri (11-21-11)
	8		vs Maryland (12-4-11)
FOULS	12		USF (1-10-12)
	12		CONNECTICUT (1-14-12)

2011-12 Notre Dame Men's Basketball  
 Notre Dame Player High/Low Analysis (as of Jan 25, 2012)  
 All games

Notre Dame - INDIVIDUAL GAME HIGHS

Points	27		ATKINS, Eric vs Miss. Valley State (11-12-11)
	26		ATKINS, Eric vs Maine (12-08-11)
	24		CONNAUGHTON, Pat vs Sam Houston State (11-16-11)
	23		MARTIN, Scott vs Delaware State (11-18-11)
	22		DRAGICEVICH, Alex vs Pittsburgh (12-27-11)
	22		COOLEY, Jack vs Dartmouth (12-10-11)
	22		COOLEY, Jack vs Maine (12-08-11)
	22		ABROMAITIS, Tim vs Missouri (11-21-11)
Field Goals Made	9		COOLEY, Jack vs Dartmouth (12-10-11)
	9		ATKINS, Eric vs Maine (12-08-11)
	9		ABROMAITIS, Tim vs Missouri (11-21-11)
	9		CONNAUGHTON, Pat vs Sam Houston State (11-16-11)
Field Goal Att.	18		ABROMAITIS, Tim vs Missouri (11-21-11)
	18		MARTIN, Scott vs Delaware State (11-18-11)
FG Pct (min 5 made)	1.000	(7-7)	COOLEY, Jack vs Sacred Heart (12-19-11)
	1.000	(6-6)	GRANT, Jerian vs Sam Houston State (11-16-11)
3-Point FG Made	6		CONNAUGHTON, Pat vs Sam Houston State (11-16-11)
	5		ATKINS, Eric vs Maine (12-08-11)
3-Point FG Att.	10		CONNAUGHTON, Pat vs Sam Houston State (11-16-11)
	9		MARTIN, Scott vs Delaware State (11-18-11)
3-Pt FG Pct (min 2 made)	1.000	(3-3)	GRANT, Jerian vs Delaware State (11-18-11)
	1.000	(3-3)	ATKINS, Eric vs Miss. Valley State (11-12-11)
	1.000	(2-2)	MARTIN, Scott vs Syracuse (1-21-12)
	1.000	(2-2)	BROOKS, Joey vs Bryant (11-27-11)
Free Throws Made	12		ATKINS, Eric vs Miss. Valley State (11-12-11)
	10		GRANT, Jerian at Seton Hall (1-25-12)
	10		GRANT, Jerian vs Georgia (11-22-11)
Free Throw Att.	13		BROOKS, Joey vs Detroit (11-14-11)
	12		GRANT, Jerian at Seton Hall (1-25-12)
	12		ATKINS, Eric vs Miss. Valley State (11-12-11)
FT Pct (min 3 made)	1.000	(12-12)	ATKINS, Eric vs Miss. Valley State (11-12-11)
	1.000	(6-6)	GRANT, Jerian vs Syracuse (1-21-12)
	1.000	(5-5)	GRANT, Jerian at Cincinnati (1-4-12)
	1.000	(5-5)	BROOKS, Joey vs Sacred Heart (12-19-11)
	1.000	(4-4)	COOLEY, Jack vs Dartmouth (12-10-11)
	1.000	(4-4)	KNIGHT, Tom vs Dartmouth (12-10-11)
	1.000	(4-4)	DRAGICEVICH, Alex vs Maine (12-08-11)
	1.000	(4-4)	CONNAUGHTON, Pat vs Maryland (12-4-11)
	1.000	(4-4)	GRANT, Jerian vs Bryant (11-27-11)
	1.000	(4-4)	ABROMAITIS, Tim vs Georgia (11-22-11)
	1.000	(3-3)	COOLEY, Jack vs Connecticut (1-14-12)
	1.000	(3-3)	MARTIN, Scott at LOUISVILLE (1-7-12)
	1.000	(3-3)	BROOKS, Joey vs Dartmouth (12-10-11)
Rebounds	17		COOLEY, Jack vs Delaware State (11-18-11)
	14		COOLEY, Jack vs Pittsburgh (12-27-11)
	14		COOLEY, Jack vs Maine (12-08-11)
Assists	9		GRANT, Jerian vs Pittsburgh (12-27-11)
	9		ATKINS, Eric vs Sacred Heart (12-19-11)
	9		ATKINS, Eric vs Bryant (11-27-11)
Steals	3		GRANT, Jerian at LOUISVILLE (1-7-12)
	3		MARTIN, Scott at LOUISVILLE (1-7-12)
	3		ATKINS, Eric vs Indiana (12-17-11)
	3		ATKINS, Eric at GONZAGA BULLDOGS (11-30-11)

	3	COOLEY, Jack vs Missouri (11-21-11)
	3	COOLEY, Jack vs Sam Houston State (11-16-11)
Blocked Shots	4	COOLEY, Jack vs Dartmouth (12-10-11)
	3	COOLEY, Jack at Cincinnati (1-4-12)
	3	COOLEY, Jack vs Sacred Heart (12-19-11)
	3	MARTIN, Scott vs Indiana (12-17-11)
	3	KNIGHT, Tom vs Dartmouth (12-10-11)
	3	BROOKS, Joey vs Bryant (11-27-11)
Turnovers	6	ATKINS, Eric at GONZAGA BULLDOGS (11-30-11)
	5	GRANT, Jerian vs Syracuse (1-21-12)
	5	MARTIN, Scott vs Syracuse (1-21-12)
Fouls	5	COOLEY, Jack at Seton Hall (1-25-12)
	5	ATKINS, Eric vs Syracuse (1-21-12)
	5	BROOKS, Joey at LOUISVILLE (1-7-12)
	5	COOLEY, Jack vs Indiana (12-17-11)
	5	BROGHAMMER, Mike vs Dartmouth (12-10-11)
	5	MARTIN, Scott vs Maryland (12-4-11)
	5	ABROMAITIS, Tim vs Georgia (11-22-11)

2011-12 Notre Dame Men's Basketball  
 Notre Dame Opponent High/Low Analysis (as of Jan 25, 2012)  
 All games

OPPONENT INDIVIDUAL GAME HIGHS

Points	31		Terrell Stoglin vs Maryland (12-4-11)
	29		TATE, Tahj vs Delaware State (11-18-11)
	27		McLemore, Gerald vs Maine (12-08-11)
	26		Denmon, Marcus vs Missouri (11-21-11)
	22		GIBSON, Shane vs Sacred Heart (12-19-11)
	22		FRANCIS, Alex vs Bryant (11-27-11)
Field Goals Made	11		McLemore, Gerald vs Maine (12-08-11)
	11		Terrell Stoglin vs Maryland (12-4-11)
Field Goal Att.	23		SIMON, Chase vs Detroit (11-14-11)
	22		FRANCIS, Alex vs Bryant (11-27-11)
FG Pct (min 5 made)	.857	(6-7)	Oladipo, Victor vs Indiana (12-17-11)
	.833	(5-6)	STOCKTON, David at GONZAGA BULLDOGS (11-30-11)
3-Point FG Made	4		Caldwell-Pope, Ken. vs Georgia (11-22-11)
	4		TATE, Tahj vs Delaware State (11-18-11)
	4		McCALLUM, Ray vs Detroit (11-14-11)
3-Point FG Att.	10		DOBBS, Frankie vs Bryant (11-27-11)
	10		JOYNER, Terrence vs Miss. Valley State (11-12-11)
3-Pt FG Pct (min 2 made)	1.000	(3-3)	STOCKTON, David at GONZAGA BULLDOGS (11-30-11)
	1.000	(2-2)	Hulls, Jordan vs Indiana (12-17-11)
	1.000	(2-2)	Djurisic, Nemanja vs Georgia (11-22-11)
	1.000	(2-2)	English, Kim vs Missouri (11-21-11)
	1.000	(2-2)	BELL, Tyshawn vs Delaware State (11-18-11)
Free Throws Made	7		KURIC, Kyle at LOUISVILLE (1-7-12)
	7		DIXON, Dion at Cincinnati (1-4-12)
	7		TATE, Tahj vs Delaware State (11-18-11)
Free Throw Att.	11		TATE, Tahj vs Delaware State (11-18-11)
	8		NAPIER, Shabazz vs Connecticut (1-14-12)
	8		BEHANAN, Chane at LOUISVILLE (1-7-12)
	8		KURIC, Kyle at LOUISVILLE (1-7-12)
	8		James Padgett vs Maryland (12-4-11)
FT Pct (min 3 made)	1.000	(7-7)	DIXON, Dion at Cincinnati (1-4-12)
	1.000	(6-6)	SMITH, Roscoe vs Connecticut (1-14-12)
	1.000	(6-6)	Watford, Christian vs Indiana (12-17-11)
	1.000	(6-6)	Mychal Parker vs Maryland (12-4-11)
	1.000	(4-4)	SEAGEARS, Jerome at RUTGERS (1-16-12)
	1.000	(4-4)	GOLDEN, John vs Dartmouth (12-10-11)
	1.000	(4-4)	DOBBS, Frankie vs Bryant (11-27-11)
	1.000	(4-4)	Pressey, Phil vs Missouri (11-21-11)
	1.000	(3-3)	GIBSON, Shane vs Sacred Heart (12-19-11)
Rebounds	15		HARRIS, Elias at GONZAGA BULLDOGS (11-30-11)
	13		DRUMMOND, Andre vs Connecticut (1-14-12)
Assists	7		JARDINE, Scoop vs Syracuse (1-21-12)
	7		LAMB, Jeremy vs Connecticut (1-14-12)
	7		Rogers, Andrew vs Maine (12-08-11)
	7		DOBBS, Frankie vs Bryant (11-27-11)
	7		THREATT, Jay vs Delaware State (11-18-11)
Steals	5		WRIGHT, Cashmere at Cincinnati (1-4-12)
	4		WAITERS, Dion vs Syracuse (1-21-12)
	4		SIMON, Chase vs Detroit (11-14-11)
Blocked Shots	6		GRAY, Kendall vs Delaware State (11-18-11)
	5		LOWE, LaMarcus vs Detroit (11-14-11)
Turnovers	6		MALDUNAS, Gabas vs Dartmouth (12-10-11)
	5		THEODORE, Jordan at Seton Hall (1-25-12)



	5	SIVA, Peyton at LOUISVILLE (1-7-12)
	5	Robinson, Gerald vs Georgia (11-22-11)
	5	Gatlin, Demarcus vs Sam Houston State (11-16-11)
Fouls	5	EDWIN, Fuquan at Seton Hall (1-25-12)
	5	POPE, Herb at Seton Hall (1-25-12)
	5	AUDA, Patrik at Seton Hall (1-25-12)
	5	SOUTHERLAND, James vs Syracuse (1-21-12)
	5	DIENG, Gorgui at LOUISVILLE (1-7-12)
	5	MONTES, Louis vs Sacred Heart (12-19-11)
	5	GREENBACKER, Nick vs Sacred Heart (12-19-11)
	5	SWIDOWSKI, Justin vs Sacred Heart (12-19-11)
	5	Fraser, Alasdair vs Maine (12-08-11)
	5	Cato, Kilian vs Maine (12-08-11)
	5	OLIVER, Marques vs Delaware State (11-18-11)
	5	Werner, Steven vs Sam Houston State (11-16-11)
	5	LOWE, LaMarcus vs Detroit (11-14-11)
	5	JONES, Falando vs Miss. Valley State (11-12-11)



**Notre Dame  
Fighting Irish**

Game 22 • Jan. 29, 2012

13-8	Overall	14-5
5-3	BIG EAST	4-3
NR	AP	24
NR	ESPN	19
98	RPI	8

**Connecticut  
Huskies**

XL Center • Hartford, Conn.



	<b>0<sup>C</sup></b>	<p><b>Eric Atkins</b></p> <ul style="list-style-type: none"> <li>• 4th in BIG EAST in minutes per game (37.3)</li> <li>• Has started all 19 games he has played in this season</li> <li>• 13th in BIG EAST in assists per game (3.6)</li> </ul>	<p>Guard • 6-1 • Sophomore • Columbia, Md. • Mt. St. Joseph</p> <table border="1"> <thead> <tr> <th></th> <th>MIN</th> <th>PTS</th> <th>REB</th> <th>APG</th> <th>FG%</th> <th>3FG%</th> <th>FT%</th> </tr> </thead> <tbody> <tr> <td>2011-12</td> <td>37.3</td> <td>12.9</td> <td>3.3</td> <td>3.6</td> <td>39.9</td> <td>41.4</td> <td>75.9</td> </tr> <tr> <td>CAREER</td> <td>29.6</td> <td>8.4</td> <td>2.4</td> <td>3.4</td> <td>40.2</td> <td>38.2</td> <td>73.0</td> </tr> </tbody> </table>		MIN	PTS	REB	APG	FG%	3FG%	FT%	2011-12	37.3	12.9	3.3	3.6	39.9	41.4	75.9	CAREER	29.6	8.4	2.4	3.4	40.2	38.2	73.0
	MIN	PTS	REB	APG	FG%	3FG%	FT%																				
2011-12	37.3	12.9	3.3	3.6	39.9	41.4	75.9																				
CAREER	29.6	8.4	2.4	3.4	40.2	38.2	73.0																				
	<b>4</b>	<p><b>Patrick Crowley</b></p> <ul style="list-style-type: none"> <li>• Played in nine games this season</li> <li>• Scored 5 points (first of career) on 2-3 shooting against Sacred Heart (Dec. 19)</li> <li>• Played in first BIG EAST game against Cincinnati (Jan. 4)</li> </ul>	<p>Guard • 6-3 • Sophomore • Los Gatos, Calif. • St. Francis</p> <table border="1"> <thead> <tr> <th></th> <th>MIN</th> <th>PTS</th> <th>REB</th> <th>APG</th> <th>FG%</th> <th>3FG%</th> <th>FT%</th> </tr> </thead> <tbody> <tr> <td>2011-12</td> <td>1.3</td> <td>0.6</td> <td>0.2</td> <td>0.1</td> <td>25.0</td> <td>33.3</td> <td>---</td> </tr> <tr> <td>CAREER</td> <td>1.3</td> <td>0.6</td> <td>0.2</td> <td>0.1</td> <td>25.0</td> <td>33.3</td> <td>---</td> </tr> </tbody> </table>		MIN	PTS	REB	APG	FG%	3FG%	FT%	2011-12	1.3	0.6	0.2	0.1	25.0	33.3	---	CAREER	1.3	0.6	0.2	0.1	25.0	33.3	---
	MIN	PTS	REB	APG	FG%	3FG%	FT%																				
2011-12	1.3	0.6	0.2	0.1	25.0	33.3	---																				
CAREER	1.3	0.6	0.2	0.1	25.0	33.3	---																				
	<b>11</b>	<p><b>Garrick Sherman</b></p> <ul style="list-style-type: none"> <li>• Sitting out this season due to transfer rules</li> <li>• Played in 70 games for Michigan State, including 29 starts</li> </ul>	<p>Center • 6-10 • Junior • Kenton, Ohio • Kenton/Michigan State</p> <table border="1"> <thead> <tr> <th></th> <th>MIN</th> <th>PTS</th> <th>REB</th> <th>APG</th> <th>FG%</th> <th>3FG%</th> <th>FT%</th> </tr> </thead> <tbody> <tr> <td>2011-12</td> <td>---</td> <td>---</td> <td>---</td> <td>---</td> <td>---</td> <td>---</td> <td>---</td> </tr> <tr> <td>CAREER</td> <td>9.6</td> <td>2.5</td> <td>2.1</td> <td>0.2</td> <td>65.3</td> <td>---</td> <td>43.9</td> </tr> </tbody> </table>		MIN	PTS	REB	APG	FG%	3FG%	FT%	2011-12	---	---	---	---	---	---	---	CAREER	9.6	2.5	2.1	0.2	65.3	---	43.9
	MIN	PTS	REB	APG	FG%	3FG%	FT%																				
2011-12	---	---	---	---	---	---	---																				
CAREER	9.6	2.5	2.1	0.2	65.3	---	43.9																				
	<b>12</b>	<p><b>Alex Dragicevich</b></p> <ul style="list-style-type: none"> <li>• Has started 10 games on the season</li> <li>• Scored career best 22 points in BIG EAST opener against Pittsburgh (Dec. 27)</li> <li>• Named to BIG EAST Honor Roll for first time in career (Jan. 2)</li> </ul>	<p>Guard • 6-7 • Sophomore • Northbrook, Ill. • Glenbrook North</p> <table border="1"> <thead> <tr> <th></th> <th>MIN</th> <th>PTS</th> <th>REB</th> <th>APG</th> <th>FG%</th> <th>3FG%</th> <th>FT%</th> </tr> </thead> <tbody> <tr> <td>2011-12</td> <td>23.0</td> <td>8.0</td> <td>2.0</td> <td>1.3</td> <td>41.5</td> <td>32.9</td> <td>70.0</td> </tr> <tr> <td>CAREER</td> <td>15.5</td> <td>5.3</td> <td>1.5</td> <td>0.9</td> <td>40.1</td> <td>31.5</td> <td>67.9</td> </tr> </tbody> </table>		MIN	PTS	REB	APG	FG%	3FG%	FT%	2011-12	23.0	8.0	2.0	1.3	41.5	32.9	70.0	CAREER	15.5	5.3	1.5	0.9	40.1	31.5	67.9
	MIN	PTS	REB	APG	FG%	3FG%	FT%																				
2011-12	23.0	8.0	2.0	1.3	41.5	32.9	70.0																				
CAREER	15.5	5.3	1.5	0.9	40.1	31.5	67.9																				
	<b>14<sup>C</sup></b>	<p><b>Scott Martin</b></p> <ul style="list-style-type: none"> <li>• Scored a career-high 23 points against Delaware State (Nov. 18)</li> <li>• Reached double-figure points 10 times on season</li> <li>• 9th in BIG EAST in defensive rebounding per game (5.2)</li> </ul>	<p>Guard • 6-8 • Senior • Valparaiso, Ind. • Valparaiso</p> <table border="1"> <thead> <tr> <th></th> <th>MIN</th> <th>PTS</th> <th>REB</th> <th>APG</th> <th>FG%</th> <th>3FG%</th> <th>FT%</th> </tr> </thead> <tbody> <tr> <td>2011-12</td> <td>32.7</td> <td>8.9</td> <td>6.1</td> <td>1.5</td> <td>36.5</td> <td>21.8</td> <td>67.4</td> </tr> <tr> <td>CAREER</td> <td>27.8</td> <td>9.0</td> <td>4.7</td> <td>1.6</td> <td>39.3</td> <td>29.3</td> <td>67.2</td> </tr> </tbody> </table>		MIN	PTS	REB	APG	FG%	3FG%	FT%	2011-12	32.7	8.9	6.1	1.5	36.5	21.8	67.4	CAREER	27.8	9.0	4.7	1.6	39.3	29.3	67.2
	MIN	PTS	REB	APG	FG%	3FG%	FT%																				
2011-12	32.7	8.9	6.1	1.5	36.5	21.8	67.4																				
CAREER	27.8	9.0	4.7	1.6	39.3	29.3	67.2																				
	<b>21<sup>C</sup></b>	<p><b>Tim Abromaitis</b></p> <ul style="list-style-type: none"> <li>• Preseason All-BIG EAST First Team selection</li> <li>• Out for remainder of season with torn ACL</li> </ul>	<p>Guard • 6-8 • Graduate • Unionville, Conn. • Farmington</p> <table border="1"> <thead> <tr> <th></th> <th>MIN</th> <th>PTS</th> <th>REB</th> <th>APG</th> <th>FG%</th> <th>3FG%</th> <th>FT%</th> </tr> </thead> <tbody> <tr> <td>2011-12</td> <td>38.0</td> <td>14.0</td> <td>7.0</td> <td>2.5</td> <td>33.3</td> <td>0.0</td> <td>88.9</td> </tr> <tr> <td>CAREER</td> <td>28.7</td> <td>13.7</td> <td>4.8</td> <td>1.5</td> <td>46.5</td> <td>41.0</td> <td>83.4</td> </tr> </tbody> </table>		MIN	PTS	REB	APG	FG%	3FG%	FT%	2011-12	38.0	14.0	7.0	2.5	33.3	0.0	88.9	CAREER	28.7	13.7	4.8	1.5	46.5	41.0	83.4
	MIN	PTS	REB	APG	FG%	3FG%	FT%																				
2011-12	38.0	14.0	7.0	2.5	33.3	0.0	88.9																				
CAREER	28.7	13.7	4.8	1.5	46.5	41.0	83.4																				
	<b>22</b>	<p><b>Jerian Grant</b></p> <ul style="list-style-type: none"> <li>• Started 20 games this season</li> <li>• 1st in BIG EAST in assist/turnover ratio (2.8), 13th Nationally</li> <li>• 9th in BIG EAST in assists per game (4.7)</li> </ul>	<p>Guard • 6-5 • Sophomore • Bowie, Md. • DeMatha</p> <table border="1"> <thead> <tr> <th></th> <th>MIN</th> <th>PTS</th> <th>REB</th> <th>APG</th> <th>FG%</th> <th>3FG%</th> <th>FT%</th> </tr> </thead> <tbody> <tr> <td>2011-12</td> <td>34.7</td> <td>12.8</td> <td>3.2</td> <td>4.7</td> <td>42.9</td> <td>37.1</td> <td>78.8</td> </tr> <tr> <td>CAREER</td> <td>34.7</td> <td>12.8</td> <td>3.2</td> <td>4.7</td> <td>42.9</td> <td>37.1</td> <td>78.8</td> </tr> </tbody> </table>		MIN	PTS	REB	APG	FG%	3FG%	FT%	2011-12	34.7	12.8	3.2	4.7	42.9	37.1	78.8	CAREER	34.7	12.8	3.2	4.7	42.9	37.1	78.8
	MIN	PTS	REB	APG	FG%	3FG%	FT%																				
2011-12	34.7	12.8	3.2	4.7	42.9	37.1	78.8																				
CAREER	34.7	12.8	3.2	4.7	42.9	37.1	78.8																				
	<b>24</b>	<p><b>Pat Connaughton</b></p> <ul style="list-style-type: none"> <li>• Recorded first career start against Delaware State (Nov. 18)</li> <li>• Has started a total of five games on the season for the Irish</li> <li>• Also member of the Notre Dame baseball team</li> </ul>	<p>Guard • 6-5 • Freshman • Arlington, Mass. • St. John's Prep</p> <table border="1"> <thead> <tr> <th></th> <th>MIN</th> <th>PTS</th> <th>REB</th> <th>APG</th> <th>FG%</th> <th>3FG%</th> <th>FT%</th> </tr> </thead> <tbody> <tr> <td>2011-12</td> <td>21.5</td> <td>6.0</td> <td>4.0</td> <td>0.6</td> <td>40.4</td> <td>31.7</td> <td>74.1</td> </tr> <tr> <td>CAREER</td> <td>21.5</td> <td>6.0</td> <td>4.0</td> <td>0.6</td> <td>40.4</td> <td>31.7</td> <td>74.1</td> </tr> </tbody> </table>		MIN	PTS	REB	APG	FG%	3FG%	FT%	2011-12	21.5	6.0	4.0	0.6	40.4	31.7	74.1	CAREER	21.5	6.0	4.0	0.6	40.4	31.7	74.1
	MIN	PTS	REB	APG	FG%	3FG%	FT%																				
2011-12	21.5	6.0	4.0	0.6	40.4	31.7	74.1																				
CAREER	21.5	6.0	4.0	0.6	40.4	31.7	74.1																				
	<b>25</b>	<p><b>Tom Knight</b></p> <ul style="list-style-type: none"> <li>• Has started in three contests on the season</li> <li>• Posted career high 9 points last game against Sacred Heart (Dec. 19)</li> <li>• Scored four points with two rebounds in win over Syracuse (Jan. 21)</li> </ul>	<p>Forward • 6-9 • Junior • Dixfield, Maine • Dirigo</p> <table border="1"> <thead> <tr> <th></th> <th>MIN</th> <th>PTS</th> <th>REB</th> <th>APG</th> <th>FG%</th> <th>3FG%</th> <th>FT%</th> </tr> </thead> <tbody> <tr> <td>2011-12</td> <td>10.6</td> <td>3.6</td> <td>1.5</td> <td>0.6</td> <td>49.1</td> <td>---</td> <td>61.1</td> </tr> <tr> <td>CAREER</td> <td>7.6</td> <td>2.7</td> <td>1.3</td> <td>0.4</td> <td>48.6</td> <td>---</td> <td>65.0</td> </tr> </tbody> </table>		MIN	PTS	REB	APG	FG%	3FG%	FT%	2011-12	10.6	3.6	1.5	0.6	49.1	---	61.1	CAREER	7.6	2.7	1.3	0.4	48.6	---	65.0
	MIN	PTS	REB	APG	FG%	3FG%	FT%																				
2011-12	10.6	3.6	1.5	0.6	49.1	---	61.1																				
CAREER	7.6	2.7	1.3	0.4	48.6	---	65.0																				
	<b>32</b>	<p><b>Joey Brooks</b></p> <ul style="list-style-type: none"> <li>• Started eight games this season for Irish</li> <li>• Career best 13 points, 9 rebounds vs. Detroit (Nov. 14)</li> <li>• Reached double-figure points 4 times this season</li> </ul>	<p>Guard • 6-6 • Junior • Houston, Texas • Strake Jesuit</p> <table border="1"> <thead> <tr> <th></th> <th>MIN</th> <th>PTS</th> <th>REB</th> <th>APG</th> <th>FG%</th> <th>3FG%</th> <th>FT%</th> </tr> </thead> <tbody> <tr> <td>2011-12</td> <td>15.2</td> <td>4.6</td> <td>2.6</td> <td>1.0</td> <td>40.8</td> <td>46.7</td> <td>60.0</td> </tr> <tr> <td>CAREER</td> <td>8.6</td> <td>2.6</td> <td>1.3</td> <td>0.5</td> <td>41.2</td> <td>34.3</td> <td>56.1</td> </tr> </tbody> </table>		MIN	PTS	REB	APG	FG%	3FG%	FT%	2011-12	15.2	4.6	2.6	1.0	40.8	46.7	60.0	CAREER	8.6	2.6	1.3	0.5	41.2	34.3	56.1
	MIN	PTS	REB	APG	FG%	3FG%	FT%																				
2011-12	15.2	4.6	2.6	1.0	40.8	46.7	60.0																				
CAREER	8.6	2.6	1.3	0.5	41.2	34.3	56.1																				
	<b>33</b>	<p><b>Mike Broghammer</b></p> <ul style="list-style-type: none"> <li>• Led team in blocks on two occasions this season</li> <li>• Leads team with his 64.3% field goal percentage (18-28) this season</li> </ul>	<p>Forward • 6-9 • Junior • Orono, Minn. • Hopkins</p> <table border="1"> <thead> <tr> <th></th> <th>MIN</th> <th>PTS</th> <th>REB</th> <th>APG</th> <th>FG%</th> <th>3FG%</th> <th>FT%</th> </tr> </thead> <tbody> <tr> <td>2011-12</td> <td>6.4</td> <td>2.1</td> <td>1.7</td> <td>0.4</td> <td>64.3</td> <td>---</td> <td>20.0</td> </tr> <tr> <td>CAREER</td> <td>5.8</td> <td>1.9</td> <td>1.3</td> <td>0.2</td> <td>51.4</td> <td>25.0</td> <td>28.6</td> </tr> </tbody> </table>		MIN	PTS	REB	APG	FG%	3FG%	FT%	2011-12	6.4	2.1	1.7	0.4	64.3	---	20.0	CAREER	5.8	1.9	1.3	0.2	51.4	25.0	28.6
	MIN	PTS	REB	APG	FG%	3FG%	FT%																				
2011-12	6.4	2.1	1.7	0.4	64.3	---	20.0																				
CAREER	5.8	1.9	1.3	0.2	51.4	25.0	28.6																				
	<b>45</b>	<p><b>Jack Cooley</b></p> <ul style="list-style-type: none"> <li>• Started a total of 18 games this season for the Irish</li> <li>• 6th in BIG EAST in rebounding (8.5 RPG), 3rd in offensive (3.7)</li> <li>• 1st in BIG EAST in FG% (59.1%)</li> </ul>	<p>Forward • 6-9 • Junior • Glenview, Ill. • Glenbrook South</p> <table border="1"> <thead> <tr> <th></th> <th>MIN</th> <th>PTS</th> <th>REB</th> <th>APG</th> <th>FG%</th> <th>3FG%</th> <th>FT%</th> </tr> </thead> <tbody> <tr> <td>2011-12</td> <td>26.2</td> <td>10.9</td> <td>8.5</td> <td>0.9</td> <td>59.1</td> <td>---</td> <td>71.8</td> </tr> <tr> <td>CAREER</td> <td>13.1</td> <td>4.8</td> <td>4.2</td> <td>0.4</td> <td>59.7</td> <td>---</td> <td>63.5</td> </tr> </tbody> </table>		MIN	PTS	REB	APG	FG%	3FG%	FT%	2011-12	26.2	10.9	8.5	0.9	59.1	---	71.8	CAREER	13.1	4.8	4.2	0.4	59.7	---	63.5
	MIN	PTS	REB	APG	FG%	3FG%	FT%																				
2011-12	26.2	10.9	8.5	0.9	59.1	---	71.8																				
CAREER	13.1	4.8	4.2	0.4	59.7	---	63.5																				



@UND\_com  
@NDMikeBrey  
@NDmbb

Following The Irish

facebook.com/NotreDameAthletics  
facebook.com/NDBasketball



C - Denotes Captain

# NOTRE DAME MEN'S BASKETBALL AT-A-GLANCE

## 2011-12 Schedule & Results

Overall	BIG EAST	Home	Away	Neutral
13-8	5-3	11-1	2-3	0-4
Date	Opponent	Time		
11/1	ST. XAVIER (Exhibition)	W, 90-72		
11/7	STONEHILL (Exhibition)	W, 92-70		
11/12	MISSISSIPPI VALLEY STATE	W, 80-67		
11/14	DETROIT^ (ESPNU)	W, 59-53		
11/16	SAM HOUSTON STATE^	W, 74-41		
11/18	DELAWARE STATE	W, 93-69		
11/21	vs. Missouri@ (ESPN2)	L, 87-58		
11/22	vs. Georgia# (ESPNU)	L, 61-57		
11/27	BRYANT	W, 84-59		
11/30	at Gonzaga (ESPN2)	L, 73-53		
12/4	vs. Maryland\$	L, 78-71		
12/8	MAINE (ESPN3)	W, 87-78		
12/10	DARTMOUTH (ESPN3)	W, 65-47		
12/17	vs. Indiana% (ESPN2)	L, 69-58		
12/19	SACRED HEART	W, 106-65		
12/27	PITTSBURGH* (ESPN2)	W, 72-59		
1/4	at Cincinnati*	L, 71-55		
1/7	at Louisville* (ESPNU)	W, 67-65 (2OT)		
1/10	USF*	W, 60-49		
1/14	CONNECTICUT* (ESPN2)	L, 67-53		
1/16	at Rutgers* (ESPNU)	L, 65-58		
1/21	SYRACUSE* (ESPN)	W, 67-58		
1/25	at Seton Hall*	W, 55-42		
1/29	at Connecticut*	Noon		
2/4	MARQUETTE* (CBS)	1:00 p.m.		
2/8	at West Virginia* (ESPNU)	9:00 p.m.		
2/11	DEPAUL*	Noon		
2/15	RUTGERS* (ESPNU)	7:00 p.m.		
2/18	at Villanova* (ESPNU)	9:00 p.m.		
2/22	WEST VIRGINIA* (ESPN2)	7:00 p.m.		
2/25	at St. John's* (ESPN)	Noon		
2/27	at Georgetown* (ESPN)	7:00 p.m.		
3/2	PROVIDENCE*	7:00 p.m.		

### BIG EAST CHAMPIONSHIP

(Madison Square Garden; New York, N.Y.)

3/6	First Round
3/7	Second Round
3/8	Quarterfinals
3/9	Semifinals
3/10	Final

### NCAA CHAMPIONSHIP

3/13-14	First Round (Dayton, Ohio)
3/15-18	Second & Third Rounds (various locations)
3/22-25	Regional Rounds (various locations)
3/31	Final Four - Semifinals (New Orleans, La.)
4/2	Final Four - Final (New Orleans, La.)

^ - CBE Classic (Regional Rounds)

@ - CBE Classic - Kansas City, Mo. (Semifinals)

# - CBE Classic - Kansas City, Mo. (Championship/Consolation)

\$ - BB&T Classic - Washington, D.C.

% - Crossroads Classic - Indianapolis, Ind.

\* - BIG EAST Conference Game

Home events in **BOLD CAPS**

All times Eastern

## Notre Dame vs. Connecticut History

**Overall:** Connecticut leads 17-9  
**At Home:** Notre Dame leads 7-5  
**On Road:** Connecticut leads 10-2  
**Neutral Site:** Connecticut leads 2-0

## Last Five Meetings Meeting

Date	Location	Result
1-14-11	Notre Dame, Ind.	L, 53-67
3-5-11	Storrs, Conn.*	W, 70-67
1-4-11	Notre Dame, Ind.	W, 73-70
3-3-10	Notre Dame, Ind.	W, 58-50
1-2-10	Storrs, Conn.#	L, 70-82

\*Gampel Pavilion #Hartford Civic Center

## 2011-12 Game-By-Game Starting Lineups

Date	Opponent (Result)	Starting Lineup	Lineup #	# of Times	Lineup Record
11/12	MVSU (W, 80-67)	Atkins-Brooks-Cooley-Grant-Martin	1	1	1-0
11/14	Detroit (W, 59-53)	Atkins-Brooks-Cooley-Grant-Martin	-	2	2-0
11/16	SHSU (W, 74-41)	Brooks-Cooley-Dragicovich-Grant-Martin	2	1	1-0
11/18	Delaware St. (W, 93-69)	Connaughton-Cooley-Dragicovich-Grant-Martin	3	1	1-0
11/21	Missouri (L, 87-58)	Abromaitis-Cooley-Atkins-Martin-Grant	4	1	0-1
11/22	Georgia (L, 61-57)	Abromaitis-Cooley-Atkins-Martin-Grant	-	2	0-2
11/27	Bryant (W, 84-59)	Atkins-Martin-Grant-Connaughton-Brooks	5	1	1-0
11/30	Gonzaga (L, 73-53)	Atkins-Brooks-Cooley-Grant-Martin	-	3	2-1
12/4	Maryland (L, 78-71)	Knight-Brooks-Atkins-Martin-Grant	6	1	0-1
12/8	Maine (W, 87-78)	Knight-Atkins-Martin-Grant-Brooks	-	2	1-1
12/10	Dartmouth (W, 65-47)	Knight-Cooley-Atkins-Dragicovich-Connaughton	7	1	1-0
12/17	Indiana (L, 69-58)	Atkins-Dragicovich-Martin-Grant-Cooley	8	1	0-1
12/19	Sacred Heart (W, 106-65)	Atkins-Dragicovich-Martin-Grant-Cooley	-	2	1-1
12/27	Pittsburgh (W, 72-59)	Atkins-Dragicovich-Martin-Grant-Cooley	-	3	2-1
1/4	Cincinnati (L, 71-55)	Atkins-Dragicovich-Martin-Grant-Cooley	-	4	2-2
1/7	Louisville (W, 67-65)	Atkins-Dragicovich-Martin-Grant-Cooley	-	5	3-2
1/10	USF (W, 60-49)	Atkins-Dragicovich-Martin-Grant-Cooley	-	6	4-2
1/14	Connecticut (L, 67-53)	Atkins-Dragicovich-Martin-Grant-Cooley	-	7	4-3
1/16	Rutgers (L, 65-58)	Atkins-Brooks-Martin-Grant-Cooley	-	4	2-2
1/21	Syracuse (W, 67-58)	Cooley-Atkins-Martin-Grant-Connaughton	9	1	1-0
1/25	Seton Hall (W, 55-42)	Cooley-Atkins-Martin-Grant-Connaughton	9	2	2-0

^ - Indicates first time that lineup was used

## 2011-12 Notre Dame Categorical Leaders

Minutes Per Game (min. 5 games played)	Eric Atkins (37.3)
Total Points	Jerian Grant (269)
Points Per Game (min. 5 games played)	Eric Atkins (12.9)
Total Field Goals Made	Jerian Grant (79)
Field Goal % (min. 5 games played)	Mike Broghammer (64.3%)
Total 3-Point Field Goals Made	Jerian Grant (33)
3-Point Field Goal % (min. 5 games played)	Joey Brooks (46.7%)
Total Free Throws Made	Jerian Grant (78)
Free Throw % (min. 5 games played)	Jerian Grant (78.8%)
Season Rebounds	Jack Cooley (170)
Season Assists	Jerian Grant (99)
Season Blocks	Jack Cooley (29)
Season Steals	Jerian Grant (26)

## 2011-12 BIG EAST Standings As of 1/26/12

	BIG EAST	Pct	Overall	Pct
Syracuse	8 - 1	.889	21 - 1	.955
Georgetown	6 - 2	.750	16 - 3	.842
Marquette	6 - 2	.750	17 - 4	.810
Cincinnati	5 - 3	.625	15 - 6	.714
West Virginia	5 - 3	.625	15 - 6	.714
<b>Notre Dame</b>	<b>5 - 3</b>	<b>.625</b>	<b>13 - 8</b>	<b>.619</b>
USF	5 - 3	.625	12 - 9	.571
<b>Connecticut</b>	<b>4 - 3</b>	<b>.571</b>	<b>14 - 5</b>	<b>.737</b>
Louisville	4 - 4	.500	16 - 5	.762
Seton Hall	4 - 4	.500	15 - 5	.750
Rutgers	3 - 5	.375	11 - 10	.524
Villanova	3 - 6	.333	10 - 11	.476
St. John's	3 - 6	.333	9 - 11	.450
DePaul	2 - 6	.250	11 - 9	.550
Pittsburgh	1 - 7	.125	12 - 9	.571
Providence	1 - 7	.125	12 - 9	.571