



INDIANA BASKETBALL

FIVE NATIONAL CHAMPIONSHIPS • EIGHT FINAL FOURS
22 BIG TEN CHAMPIONSHIPS • 45 ALL-AMERICANS • 76 NBA DRAFT PICKS

J.D. Campbell, Senior Assistant AD for Men's Basketball Communications • Cell: (812) 322-1437 • jc56@indiana.edu

2017-18 INDIANA SCHEDULE

Date	Opponent	Time	TV/SCORE
O.28	Marian (Exh.)	8pm	W, 93-62
N.5	Indianapolis (Exh.)	2pm	W, 74-53
N.10	Indiana State	7pm	L, 69-90
N.12	Howard #	8pm	W, 86-77
N.15	at #23 Seton Hall \$	6:30pm	L, 68-84
N.19	South Florida #	6pm	W, 70-53
N.22	Arkansas St. #	7pm	W, 87-70
N.24	Eastern Michigan #	4:30pm	W, 87-67
N.29	#1 Duke %	9:30pm	L, 81-91
D.2	at Michigan*	12:30pm	L, 55-69
D.4	Iowa*	8pm	W, 77-64
D.9	at Louisville	2pm	L, 62-71
D.16	vs. Notre Dame @	2:30pm	FOX
D.18	Fort Wayne	8pm	BTN
D.21	Tennessee Tech	8pm	BTN
D.29	Youngstown St.	8pm	BTN
J.2	at Wisconsin*	7pm	ESPN/2
J.6	at Minnesota*	5:15pm	ESPN2
J.9	Penn St.*	6:30pm	BTN
J.14	Northwestern*	1:30/4:30pm	CBS
J.19	at Michigan St.*	7pm	FS1
J.22	Maryland*	7pm	FS1
J.24	at Illinois*	9pm	BTN
J.28	Purdue*	3:30pm	FOX
J.30	at Ohio St.*	7pm	ESPN/2
F.3	Michigan St.*	6pm/8pm	ESPN/2
F.5	at Rutgers*	7pm	BTN
F.9	Minnesota*	7:30pm	FS1
F.14	Illinois*	8:30pm	BTN
F.17	at Iowa*	2pm	ESPN/2
F.20	at Nebraska*	9pm	BTN
F.23	Ohio St.*	8pm	FS1

F.28-M4 Big Ten Tournament (New York)

\$ - Gavitt Tipoff Games

- Hoosier Tip-Off Classic

% - Big Ten/ACC Challenge

@ - Crossroads Classic

* - Big Ten Conference game

- Home games in bold

- All game times Eastern

UPCOMING MEDIA AVAILABILITY

Date	Opponent	Time	Where
D. 20	Tenn. Tech	2 p.m.	Press Room

ARCHIE MILLER RADIO SHOW

Date	Where	Time
D. 28	Holiday Inn	7 pm

All interview requests should be directed to J.D. Campbell. Contact him at (812) 322-1437 or via email at jc56@indiana.edu. Due to NCAA Time Management rules, players are not available on off days.

INDIANA (5-5) vs. #18 NOTRE DAME (8-2)



CROSSROADS CLASSIC

Date: Saturday, Dec. 16, 2017 Tipoff: 2:30 p.m. ET

Series Record: IU leads 49-22. Last Meeting: IU 80, ND 73 (in Indy, 12/19/15)

Location: Bankers Life Fieldhouse (18,500)

TV: Fox - Gus Johnson, Jimmy Jackson, Lisa Byington

Radio: IU Radio Network - Don Fischer, Errek Suhr & Mike Glasscott



OPENING TIP

• The 118th season of Indiana basketball continues on Saturday when the Hoosiers travel to Indianapolis for the seventh edition of the Crossroads Classic. This will be the fourth meeting in the event between the Hoosiers and the Irish with IU taking two of the three meetings, including an 80-73 triumph in the last matchup in December 2015. IU is 3-3 in this event.

• IU holds a 49-22 edge in the series which began in 1908. This will be the 12th meeting between the two teams in Indianapolis. IU is 8-3 in those contests. Overall, IU is 76-25 in games played in Indianapolis.

THE COACHES

• **Archie Miller** is the 29th head coach in Indiana men's basketball history. The 39-year old native of Beaver Falls, Pennsylvania, comes to IU after serving the previous six seasons as head coach at the University of Dayton, where he won Atlantic 10 Conference regular season championships in 2016 and 2017. He was Atlantic 10 Coach of the Year in 2017. He guided the Flyers to a 139-63 record (69.8) and a 68-34 mark (66.7) in the Atlantic 10. He took Dayton to the NCAA Tournament each of the last four years with the Flyers advancing to the Elite Eight in the 2014 Tournament. UD was nationally ranked in three of Miller's six seasons (2013-14, 2014-15 and 2015-16).

• **Mike Brey** is in his 18th season of guiding the Notre Dame program and is 387-187. He is 3-5 against the Hoosiers.

NEWS & NOTES

• The Irish will be the 3rd ACC opponent the Hoosiers will have played this season. IU fell to #1 Duke, 91-81, in the Big Ten/ACC Challenge and lost at Louisville, 71-62. Notre Dame is the 3rd ranked team the Hoosiers will have faced this season (Seton Hall and Duke).

• In the last meeting between Indiana and Notre Dame, the Hoosiers rallied from a 16-point second half deficit for the win. Then sophomore **Robert Johnson** had 17 points to help in the cause. Then junior **Collin Hartman** hit two free throws in the final minute to give IU the lead for good. Hartman finished with 9 points and 3 assists. Freshman **Juwan Morgan** did not play in the game due to injury. Then sophomore **Bonzie Colson** led the Irish with 24 points.

• Morgan has made the earliest of cases for All-Big Ten recognition. He is 5th in the league after 2 games in points/rebounds/assists per game at 29.0. The Missouri native had his 2nd double-double of the season with 15 points and 10 rebounds against Iowa. He had a Big Ten career-high 24 points and added 8 rebounds at Michigan. His 9 field goals matched a career-high in that game. He is coming off a 17-point, 9-board effort at Louisville.

• Johnson is now in 47th place on the IU all-time scoring list with 1,092 points. Darryl Thomas is 46th with 1,095 and Bob Leonard is 45th with 1,098.

• Hartman is a player who has impacted winning during his career with the Hoosiers. Since the 2014-15 season, the Hoosiers are 49-23 when he is healthy. They are 21-20 when his is not. He is a career 40.1% shooter from three-point range and is coming off a 13-point, 5-rebound, 2 assist effort at home against Iowa.

• Sophomore **De'Ron Davis** is 2nd in the Big Ten shooting 65.7% from the field. He had 14 points, 7 boards and 3 blocks against Louisville.

• Up next, IU will host Fort Wayne on Monday, December 18 and Tennessee Tech on Thursday, December 21.

2017-18 ROSTER

Name Ht. Wt. Pos. Yr/Exp Hometown/High School/Prev. College

1 Aljami Durham 6-4 175 G Fr./HS Lilburn, Ga./Berkmar
Started the last 4 games... 5 turnovers in 233 minutes this season ... made his first career start at Seton Hall and had 10 points... had 16 points, 3 rebounds and 3 assists against Howard... averaging 7.3 points and 2.2 assists.

2 Josh Newkirk 6-1 195 G R-Sr./1L Raleigh, NC/Word of God/Pittsburgh
Came on strong in the second half of 2016-17 season, averaging 10.3 in B1G... made all 3 of his field goal attempts at Seton Hall, including both 3-pointers ... had 17 points and made 5 of 6 3's against Eastern Michigan ... averaging 8.2 points and 2.8 assists.

3 Justin Smith 6-6 220 F Fr./HS Buffalo Grove, Ill./Stevenson School
First Chicago area freshman to sign with the Hoosiers since Brandon McGee in 2007... made his first career start against Seton Hall... had 10 points against the Pirates... came off the bench and posted 16 points and 12 rebounds against Howard.

4 Robert Johnson 6-3 195 G Sr./3L Richmond, Va./Benedictine College Prep
Four-year starter... made 98 career starts... 51st player to score 1,000 points or more at IU... had 17 points and 4 rebounds against Duke... had 21 points, 4 boards, 3 assists, 2 blocks vs. USF ... notched 18 points against Eastern Michigan... averaging 11.4 points.

5 Quentin Taylor# 6-2 187 G Jr./2L Indianapolis, Ind./Brebeuf
Walk-on.

10 Johnny Jager# 6-0 185 G R-So./TR Bloomington, Ind./Bloomington South/Wabash
Walk-on who sat out last year as a redshirt... came from Wabash where he averaged 15.0 ppg as a frosh.

11 Devonte Green 6-3 186 G So./1L North Babylon, N.Y./Long Island Lutheran
Started 5 times this season... had a career-high 16 point effort at Seton Hall... had 12 points against ASU... averaging 8.0 points... brother Danny, played at North Carolina and is currently with the San Antonio Spurs... had 12 points and 4 assists against Iowa.

12 Ethan Lasko# 6-2 171 G Fr./HS Hollywood, Fla./Katz Yeshiva
Walk-on

13 Juwan Morgan 6-7 230 F Jr./2L Waynesville, Mo./Waynesville
Has played in 72 games and started 29 in two+ seasons... averaging team-best 14.1 points and 6.6 rebounds... had 14 points, 6 boards and 2 blocks vs. Duke... had 17 points and 9 boards at Louisville... had a career-high 28 points against Arkansas State... had a Big Ten career-high 24 points at Michigan... notched his third career double-double with 15 points and 10 boards against Iowa.

15 Zach McRoberts# 6-6 205 G/F R-Jr./1L Carmel, Ind./Carmel/Vermont
Walk-on... had 4 points and 3 boards against Eastern Michigan... had 2 points and 2 boards against Iowa in 12 minutes and same line in 15 minutes at Louisville.

20 De'Ron Davis 6-10 249 F So./1L Park Hill, Colo./Overland
One of the top shooters in the Big Ten (65.7%) ... had 14 points, 7 boards and 3 blocks at Louisville ... had a career-high 17 point effort against Howard... had 13 points and 6 boards against Iowa... finished with 16 points and 5 boards against Duke.

21 Freddie McSwain, Jr. 6-6 220 F Sr./1L Hinesville, Ga./Liberty County/Neosho County CC
Third on team in rebounding at 4.3 per game... had 6 points and a career-high 10 rebounds in 12 minutes against ASU... had career-high 10 points with 9 boards against EMU.

22 Clifton Moore 6-10 220 F Fr./HS Ambler, Pa./Hatboro-Horsham
Ranked the No. 102 recruit in the country last season... saw his first action against Howard... had 7 minutes against USF.

24 Vijay Blackmon# 6-3 175 G So./TR Marion, Ind./Marion/St. Francis (IN)
Walk-on... will redshirt... brother of former Hoosier James Blackmon, Jr.

25 Race Thompson 6-8 220 F Fr./HS Plymouth, Minn./Armstrong
Likely to redshirt ... rated as No. 71 player in the class of 2018 before deciding to enroll at IU.

30 Collin Hartman 6-7 220 F R-Sr./3L Indianapolis, Ind./Cathedral
Returning from a major knee injury... has played in 88 games and started 36... has shot 40.0%+ from 3FG during career... had 11 points and 3 boards against Duke... had a career-high 8 rebounds at Michigan... had 13 points, 5 boards and 2 assists against Iowa.

35 Tim Priller 6-9 225 F Sr./3L North Richland Hills, Texas/Richland
Fourth year in the program... made seven of his nine field goal attempts last year.

- Non-scholarship

Pronunciation Guide

Aljami - "Al-JUH-me" // Jager - "JAY-gur" // De'Ron - "Duh-RON" // Devonte - "Duh-VON-tay"

- Head Coach:** Archie Miller, (First season - NC State, '02)
- Associate Head Coach:** Tom Ostrom (First season - Minnesota, '97)
- Assistant Coach:** Bruiser Flint (First season - Saint Joseph's, '87)
- Assistant Coach:** Ed Schilling (First season - (Miami (OH), '88)
- Athletic Trainer:** Tim Garl (37th season - Alabama '78)
- Director of Athletic Performance:** Clif Marshall (Louisville, '05)
- Assistant A.D. - Director of Basketball Administration:** Bil Comar (Kenyon, '93)
- Director of Basketball Operations:** Brian Walsh (Akron, '14)
- Team and Recruitment Analyst:** Ben Sander (Arizona, '15)
- Director of Player Development:** Derek Elston (Indiana '12)
- Graduate Managers:** Gabe Snider (UIC, '16), Drew Gladstone ('09, DePaul)

IN THE CROSSROADS CLASSIC

12/17/11	W	69-58	Notre Dame
12/15/12	L	86-88 OT	Butler
12/14/13	L	72-79	Notre Dame
12/20/14	W	82-73	Butler
12/19/15	W	80-73	Notre Dame
12/17/16	L	73-78	Butler

HOOSIERS IN THE CROSSROADS

Individual

- Points**26, James Blackmon vs. Butler (16)
- Rebounds**..... 11, Troy Williams vs. Butler (14)
- Assists** .. 7, Jeremy Hollowell vs. N. Dame (13)
- Blocks**.....4, Juwan Morgan vs. Butler (16)
- Steals**5, Yogi Ferrell, vs. N. Dame (13)
- Double/Double**...2, Williams (18/10) vs. N. Dame (15)
-(22/11) vs. Butler (14)

Team

- FG%** 44.1%, 26/59 vs. Butler (16)
- 3FG%**50%, 10/20 vs. N. Dame (15)
- FT%**.....81.8%, 18/22 vs. N. Dame (11)

IU LEADS B1G ON NBA ROSTERS

IU has had more former players on NBA rosters this year than any other school in the Big Ten (8). That group includes **Eric Gordon and Troy Williams (Houston), Yogi Ferrell (Dallas), Victor Oladipo (Indiana), Thomas Bryant (Los Angeles), Noah Vonleh (Portland), OG Anunoby (Toronto) and Cody Zeller (Charlotte)**. Michigan and Michigan State each have six, Ohio State and Wisconsin have four, and Purdue has three. It is the highest number of former Hoosiers in the NBA since there were 8 former IU players in the league during the 1988-89 season.

SECOND HALF RUNS

Iowa	18-0	12:52 to 7:15
Michigan	12-1	17:56 to 14:51
Duke	21-7	18:18 to 11:48
Eastern Michigan	19-3	14:32 to 8:42
Arkansas State	26-9	8:55 to 1:29



2015 vs. NOTRE DAME



Official Basketball Box Score -- Game Totals -- Final Statistics
 Notre Dame vs Indiana
 12/19/15 2:00 pm at Bankers Life Fieldhouse-Indianapolis, IN



Notre Dame 73 • 7-3

#	Player	Total			3-Ptr			Rebounds			PF	TP	A	TO	Blk	Stl	Min
		FG-FGA	FG-FGA	FT-FTA	FG-FGA	FG-FGA	FT-FTA	Off	Def	Tot							
03	V.J. Beachem	7-10	4-6	0-0			2	1	3	4	18	1	1	0	3	32	
11	Demetrius Jackson	4-17	0-3	1-2			5	2	7	1	9	6	3	1	1	39	
30	Zach Auguste	6-8	0-0	0-0			1	6	7	5	12	1	5	3	0	29	
32	Steve Vasturia	3-9	0-5	1-1			0	2	2	2	7	3	1	1	2	37	
35	Bonzie Colson	11-16	0-0	2-5			3	5	8	4	24	3	0	2	2	35	
01	Austin Torres	0-0	0-0	0-0			0	0	0	1	0	0	0	0	0	0+	
04	Matt Ryan	1-5	1-4	0-0			0	0	0	1	3	1	0	3	0	15	
05	Matt Farrell	0-0	0-0	0-0			0	0	0	0	0	4	0	0	0	13	
Team							3	3	6				1				
Totals		32-65	5-18	4-8			14	19	33	18	73	19	11	10	8	200	
FG % 1st Half:		17-32	53.1%	2nd half:	15-33	45.5%	Game:		32-65	49.2%					Deadball		
3FG % 1st Half:		3-9	33.3%	2nd half:	2-9	22.2%	Game:		5-18	27.8%					Rebounds		
FT % 1st Half:		4-6	66.7%	2nd half:	0-2	0.0%	Game:		4-8	50.0%					2		

Indiana 80 • 9-3

#	Player	Total			3-Ptr			Rebounds			PF	TP	A	TO	Blk	Stl	Min
		FG-FGA	FG-FGA	FT-FTA	FG-FGA	FG-FGA	FT-FTA	Off	Def	Tot							
01	Blackmon, Jr., James	3-11	3-5	2-2			3	5	8	2	11	1	2	0	1	29	
04	Johnson, Robert	6-9	3-5	2-4			1	2	3	1	17	3	0	2	0	32	
05	Williams, Troy	6-14	0-1	6-9			5	5	10	1	18	2	4	0	3	25	
11	Ferrell, Kevin Yogi	2-7	2-4	2-2			1	3	4	1	8	2	5	0	0	35	
31	Bryant, Thomas	4-8	0-0	2-2			3	2	5	2	10	2	1	0	0	21	
00	Bielfeldt, Max	1-3	0-0	0-0			1	1	2	2	2	0	0	0	1	15	
02	Zeisloft, Nick	1-3	1-3	0-0			0	0	0	0	3	0	0	0	0	14	
03	Anunoby, O.G.	1-3	0-0	0-2			3	1	4	0	2	0	0	0	0	7	
15	Niego, Harrison	0-0	0-0	0-0			0	0	0	0	0	0	0	0	0	0+	
30	Hartman, Collin	3-5	1-2	2-2			2	2	4	2	9	3	0	1	0	22	
Team							1	0	1								
Totals		27-63	10-20	16-23			20	21	41	11	80	13	12	3	5	200	
FG % 1st Half:		12-34	35.3%	2nd half:	15-29	51.7%	Game:		27-63	42.9%					Deadball		
3FG % 1st Half:		4-9	44.4%	2nd half:	6-11	54.5%	Game:		10-20	50.0%					Rebounds		
FT % 1st Half:		3-8	37.5%	2nd half:	13-15	86.7%	Game:		16-23	69.6%					4		

Officials: Lamont Simpson, Ted Valentine & Brian Dorsey
 Technical fouls: Notre Dame-None. Indiana-None.
 Attendance: 19156
 Crossroads Classic

Score by periods	1st	2nd	Total
Notre Dame	41	32	73
Indiana	31	49	80

	In Paint	Off T/O	2nd Chance	Fast Break	Bench
ND	46	17	11	8	3
IND	30	15	15	13	16

Last FG - ND 2nd-02:55, IND 2nd-04:13.
 Largest lead - ND by 16 2nd-16:42, IND by 7 2nd-00:18.
 ND led for 29:47. IND led for 04:36. Game was tied for 05:37.

Score tied - 4 times.
 Lead changed - 8 times.

ALL-TIME SERIES HISTORY VS. NOTRE DAME Indiana leads 49-22

2/19/1908	L	20-21	Bloomington	1/30/56	W	81-76	Bloomington	12/11/73	L	67-73	Bloomington	11/29/94	L	79-80*	South Bend
3/3/19	W	29-11	Bloomington	1/29/57	L	82-94	South Bend	12/11/74	W	94-84	South Bend	11/28/95	W	73-53	Bloomington
1/7/23	W	33-18	Bloomington	12/28/57	L	74-89	Indianapolis	12/11/75	W	63-60	Bloomington	12/2/96	W	76-75	South Bend
2/16/24	W	21-20	Bloomington	3/14/58	L	87-89	Lexington	12/14/76	L	65-78	South Bend	12/3/97	W	91-80	Bloomington
12/21/29	W	29-17	South Bend	12/26/58	L	67-73	Indianapolis	12/14/77	W	67-66	Bloomington	12/1/98	W	76-72*	South Bend
1/7/30	L	29-30	Bloomington	12/23/59	W	71-60	Indianapolis	12/9/80	L	64-68	South Bend	11/30/99	W	81-64*	Bloomington
2/3/31	L	20-25	Bloomington	12/20/61	W	74-69	Ft. Wayne	12/1/81	W	69-55	Bloomington	12/5/00	W	86-78	South Bend
12/12/32	W	23-18	South Bend	1/2/62	W	122-95	Ft. Wayne	12/7/82	W	68-52	South Bend	12/4/01	W	76-75	Bloomington
12/9/47	L	60-70	Bloomington	1/2/63	L	70-73	Ft. Wayne	11/29/83	W	80-72	Bloomington	12/10/03	W	66-63	South Bend
1/1/48	W	72-46	Indianapolis	12/4/63	W	108-102	Ft. Wayne	12/4/84	L	63-74	South Bend	12/8/04	L	45-55	Bloomington
12/28/48	W	50-47	Indianapolis	12/21/64	W	107-81	Ft. Wayne	12/3/85	W	82-67	Bloomington	11/24/08	L	50-88	Lahaina, Maui
12/29/49	W	79-69	Indianapolis	12/21/65	W	80-58	Ft. Wayne	12/2/86	W	67-62	South Bend	12/17/11	W	69-58	Indianapolis
12/23/50	W	64-56	Indianapolis	12/20/66	W	96-91	Ft. Wayne	12/1/87	W	76-59	Bloomington	12/14/13	L	79-72	Indianapolis
12/28/51	W	67-54	Indianapolis	12/19/67	W	96-91	Ft. Wayne	12/6/88	L	71-84	South Bend	12/19/15	W	80-73	Indianapolis
12/6/52	L	70-71	South Bend	12/21/68	L	94-104	South Bend	12/5/89	W	81-72	Bloomington				
3/14/53	W	79-66	Chicago	12/20/69	L	88-89	Bloomington	11/28/90	W	70-67	South Bend	* Indicates number of overtimes played			
12/14/53	W	66-55	Bloomington	12/15/70	W	106-103	South Bend	12/3/91	W	78-46	Bloomington				
3/12/54	L	64-65	Iowa City	12/18/71	W	94-29	Bloomington	12/8/92	W	75-70	South Bend				
12/11/54	W	73-70	South Bend	12/12/72	W	69-67	South Bend	12/7/93	W	101-82	Bloomington				

TEAM

BIG TIME STAFF

Tom Ostrom, Associate Head Coach

Came with Miller from Dayton... also has worked at South Alabama and Florida... worked for Billy Donovan with the Gators.

Bruiser Flint, Assistant Coach

Long-time head coach at Drexel who also guided UMass and was an assistant for John Calipari at UMass.

Ed Schilling, Assistant Coach

Native of Indiana who came to IU from UCLA... guided Park Tudor to multiple state titles where he coached Yogi Ferrell... trained several NBA players... former head coach at Wright State... also assisted John Calipari at UMass, Memphis and New Jersey Nets.

Bill Comar, Asst. AD/Basketball Admin.

Came from Dayton. Had been a part of teams that made 16 post season appearances, including 12 NCAA Tournament berths in stops that include Miami of Ohio, Xavier and UD.

Clif Marshall, Director of Athletic Performance

Longtime trainer of professional athletes, most notably several NFL standouts. Also worked with BB programs at Xavier and Dayton.

Tim Garl, Athletic Trainer

Enters 37th year in the program

Dr. Larry Rink

Enters 38th year with the team

QUICK HITS

- Sophomore **Curtis Jones** has left the program and will transfer at the end of the fall semester. Jones averaged 3.0 points in 11.4 minutes per game this season.

- Graduate forward **Collin Hartman** is back for a fifth year. The Indianapolis Cathedral product suffered a left knee injury in a non-contact drill and underwent surgery and did not play during the 2016-17 season. Hartman started 24 games for the eventual Big Ten champions in 2016, averaging 5.0 points and 3.1 rebounds per game. He broke his wrist in the Big Ten Tournament against Michigan, but played in all three of IU's games that year as the Hoosiers played in the Sweet Sixteen. He had 11 points in 16 minutes against Duke and had a career-high 8 rebounds against Michigan. He followed that up with a season-high 13 points against Iowa. He earned the team's most recent Gold Standard Jersey.

- Senior guard **Robert Johnson** has been a starter for 97 of the 108 games he has been healthy to play since joining the team in 2014-15. He earned the team's third Gold Standard jersey. The newest member of IU's 1,000-point club is averaging 12.7 points per game.

- Senior guard **Josh Newkirk** has started 42 career games and a year ago averaged 9.0 points and led the team with 108 assists. He had his best game this season with 17 points against Eastern Michigan, hitting on 5 of 6 3-pointers. He earned the team's 4th Gold Standard jersey. He has made 10 of his last 20 3FG attempts.

- Junior forward **Juwan Morgan** has started 28 career games and leads the team in scoring (14.1), rebounds (6.6) and free throws made (41). He earned the team's second Gold Standard jersey. In the last 5 games, he has averaged 15.4 points, 7.4 rebounds and is shooting 60.0% from the floor.

- Sophomore forward **De'Ron Davis** is second on the team averaging 11.6 points and 4.6 rebounds. He had 14 points in the opener and notched career-high's in points (17) and minutes played (29) against Howard. He had 16 points against Duke and has made 10 of his last 11 shots. He is second in the Big Ten in field goal percentage (65.7%). He has had 7 blocks in the last 2 games and had 14 points, 7 boards and 3 blocks against Louisville.

- Sophomore guard **Devonte Green** is contributing 8.0 points. He energized the team off the bench with 12 points and 4 assists against Iowa. He was the first player to earn the right to wear a gold jersey in practice. That is given to the player who has displayed a Gold Standard in his play.

- Freshman forward **Justin Smith** is averaging 4.4 points and averages 3.5 rebounds per game. He had 16 points and 12 rebounds against Howard.

- Freshman guard **Aljami Durham** is averaging 7.9 points. He had 9 points, 5 boards and 4 assists against South Florida.

- Senior **Freddie McSwain, Jr.** has chipped in 3.0 points per game and is third on the team in rebounding at 4.3. He had a career-high 10 points with 9 rebounds against Eastern Michigan. He has a team-high 20 offensive rebounds.

- Since Assembly Hall was opened in November, 1971, Indiana has ranked in the top 10 in attendance in 39 of the last 46 seasons.

- **Don Fischer** begins his 45th year as the play-by-play voice of the Indiana Hoosiers.

- IU will face four teams that were preseason nationally ranked in non-conference play. The Hoosiers take on Seton Hall, Duke, Louisville, and Notre Dame.

- The December 2 Big Ten game against Michigan was the earliest the Hoosiers had ever played a conference game.

- For the first time in school history, IU will play three conference games on Friday evenings. IU plays at Michigan State (January 19), and will host Minnesota (February 9) and Ohio State (February 23).

- The Hoosiers Monday night offerings include home games against Iowa (December 4), Maryland (January 22), and a road game against Rutgers (February 5).

ANUNOBY IS LATEST
NBA FIRST ROUND PICK

Forward OG Anunoby, who saw his Indiana men's basketball career end due to a knee injury during the 2016-17 season, was selected with the 23rd pick of the 2017 NBA Draft by the Toronto Raptors. He is the Hoosiers 24th first round pick, which is tied for most among Big Ten schools. He also is the first Hoosier ever picked by the Raptors.

HOOSIERS IN THE NBA/G LEAGUE

Eric Gordon - Houston Rockets
(2017 NBA Sixth Man of the Year)
Victor Oladipo - Indiana Pacers
Cody Zeller - Charlotte Hornets
Noah Vonleh - Portland Trailblazers
Yogi Ferrell - Dallas Mavericks
(2017 2nd Team NBA All-Rookie)
Troy Williams - Houston Rockets/Rio Grande Vipers
OG Anunoby - Toronto Raptors
Thomas Bryant - LA Lakers/South Bay Lakers
James Blackmon, Jr. - Delaware 87ers

HOOSIERS OVERSEAS

Christian Watford - Taiwan (Bank of Taiwan)
Will Sheehey - Portugal (FC Porto)
Jordan Hulls - Germany
(Eisbaeren Bremerhaven)
Nick Zeisloft - Lithuania (BC Siauliai)

TEAM

KEITH SMART NAMED TO IU ATHLETICS HALL OF FAME

Keith Smart, who hit the game winning shot in the 1987 NCAA Championship game, is among six former student-athletes who were inducted to its Athletics Hall of Fame on November 3, 2017. The IU Athletics Hall of Fame, established in 1982 by the Department of Intercollegiate Athletics in conjunction with the Varsity Club and the I-Association, recognizes individuals who have made exceptional contributions to the prestige of IU both on and off the field of competition. He is the 47th member of the men’s basketball program to receive this distinction. Smart played two years from 1986-88 and is best remembered for hitting the game winning basket in the closing seconds of IU’s 74-73 victory in the 1987 NCAA Championship game in his home state of Louisiana (New Orleans), giving IU its fifth national title. A native of Baton Rouge, Louisiana, he overcame great odds to even play basketball at the collegiate level. Smart was only 5-7 as a senior at McKinley High School and was limited to just three games in his final prep season because of a broken arm. He began his collegiate career at Garden City Community College where he gained the attention of the IU coaching staff by earning Jayhawk Conference Player of the Year as a sophomore. He started 52 games averaging 13.2 points as a senior and 11.2 points as a junior. He was named Co-MVP of the team in 1988 and is tied for the IU single-game record with 15 assists which he recorded in an NCAA tournament game win over Auburn in 1987. He was drafted by the Golden State Warriors and was later traded to the San Antonio Spurs. He has served as a head coach in the NBA for the Cleveland Cavaliers, Golden State Warriors and Sacramento Kings and is currently on the staff of the Memphis Grizzlies.

GEORGE MCGINNIS NAMED TO NAISMITH HALL OF FAME

Former Indiana Hoosier men’s basketball player George McGinnis among the 11 inductees in the 2017 Naismith Basketball Hall of Fame. McGinnis, who perhaps authored the greatest single season individual effort in the history of the program, wore the Cream and Crimson during the 1970-71 season. He is the seventh member of the Indiana basketball program to be honored. The graduate of Washington High School in Indianapolis led the Big Ten in both scoring (29.9) and rebounding (14.7). His single season scoring average remains an IU record and his single season rebound mark is the fourth

best in Hoosier lore. McGinnis scored 20 or more points in 21 of his 24 college games, including an Indiana record 14 times in a row. He also scored over 30 points on 12 different occasions, a Hoosier single-season record. Following his one season with IU, he began his professional career with the Indiana Pacers helping the Pacers to ABA Championships in 1972 and 1973. With the Pacers he was named the 1975 Co-MVP with future teammate Julius Erving. He was traded in 1975 to the Philadelphia 76ers where was part of a team, including Dr. J, which played in the 1977 NBA Finals. He was traded to Denver in 1978 and finished his career with two and a half more seasons as a Pacer. He was a three-time ABA and NBA All-Star and was selected to the all-time ABA Team. He played in 842 games as a professional and averaged 20.2, 11.0 rebounds and 3.7 assists.

SCOTT MAY JOINS COLLEGE BASKETBALL HALL OF FAME

Former Indiana Hoosier men’s basketball player Scott May was enshrined in the College Basketball Hall of Fame this past week. He is one of just four players to earn National Player of the Year honors while wearing the Cream and Crimson and becomes the fifth former Hoosier to receive this recognition. May was another member of the Indiana dream team of 1976. An undefeated season, four Big Ten Championship rings and an NCAA title are just a few of the accomplishments under May’s name. As a junior, the All-American helped lead Indiana to a perfect 18-0 conference record, only to break his arm in the final game of the regular season. Without May, the Hoosiers’ tournament title dreams ended with a 92-90 Mideast Regional championship loss to Kentucky. May returned for his final season in perfect condition and proved it by helping IU to its one and only unbeaten season. The 1976 Player of the Year was the Hoosiers’ leading scorer on Bob Knight’s first national championship team. May also contributed to the gold medal U.S. Olympic team following his senior season. He averaged 14.2 points for the Chicago Bulls, making the NBA All-Rookie team. His NBA career spanned seven seasons. He was traded in 1975 to the Philadelphia 76ers where was part of a team that included Dr. J., which played in the 1977 NBA Finals. He was traded to Denver in 1978 and finished his career with two and a half more seasons as a Pacer. He was a three-time ABA and NBA All-Star and was selected to the all-time ABA Team.

USA TODAY COACHES POLL (Dec. 11)

RK	TEAM	RECORD	PTS
1	Villanova (22)	10-0	790
2	Michigan State (10)	9-1	768
3	Wichita State	8-1	675
4	Duke	11-1	667
5	Kentucky	8-1	609
6	Arizona State	9-0	604
7	North Carolina	9-1	593
8	Miami	8-0	569
9	Xavier	9-1	529
10	Texas A&M	8-1	495
11	West Virginia	9-1	477
12	Kansas	7-2	378
13	Gonzaga	8-2	374
14	TCU	10-0	373
15	Seton Hall	8-1	360
16	Virginia	8-1	355
17	Purdue	10-2	303
18	Notre Dame	8-2	247
19	Florida State	9-0	209
20	Tennessee	7-1	153
21	Baylor	7-2	150
22	Florida	6-3	111
23	Arizona	7-3	106
24	Oklahoma	7-1	86
25	Creighton	7-2	75

Others receiving votes: Cincinnati 74, Texas Tech 58, Virginia Tech 41, Texas 26, Louisville 25, Arkansas 21, Rhode Island 14, Minnesota 10, Syracuse 10, Mississippi State 10, Loyola-Chicago 9, Houston 8, Boise State 8, Middle Tennessee 7, Alabama 6, UCLA 4, Saint Mary’s 4, Georgia 3, Georgetown 2, Missouri 2, Nevada 1, Stephen F. Austin 1

ASSOCIATED PRESS POLL (Dec. 11)

RK	TEAM	RECORD	PTS
1	Villanova (41)	10-0	1,598
2	Michigan State (19)	9-1	1,561
3	Wichita State	8-1	1,402
4	Duke	11-1	1,362
5	Arizona State (5)	9-0	1,316
6	Miami	8-0	1,272
7	North Carolina	9-1	1,237
8	Kentucky	8-1	1,227
9	Texas A&M	8-1	1,072
10	Xavier	9-1	1,044
11	West Virginia	9-1	972
12	Gonzaga	8-2	805
13	Kansas	7-2	760
14	TCU	10-0	718
15	Seton Hall	8-1	704
16	Virginia	8-1	690
17	Purdue	10-2	568
18	Notre Dame	8-2	564
19	Florida State	9-0	452
20	Tennessee	7-1	342
21	Baylor	7-2	281
22	Florida	6-3	261
23	Arizona	7-3	252
24	Texas Tech	7-1	191
25	Cincinnati	7-2	145

Others receiving votes: Creighton 79, Oklahoma 72, Texas 52, Louisville 19, Arkansas 17, Virginia Tech 15, Minnesota 15, Nevada 13, Mississippi State 8, UCLA 6, SMU 6, Loyola-Chicago 5, Alabama 4, Houston 3, Georgia 3, Towson 3, Northern Iowa 3, Syracuse 2, Boise State 2, Rhode Island 1, Middle Tennessee 1

LOUISVILLE POSTGAME NOTES

- Despite dropping its third game to Louisville in four years, IU still leads the series, 10-9.
- IU jumped out to a 12-2 lead in the first 4:50 of the game.
- The Hoosiers also led 23-13 with 7:47 left to go in the first half.
- IU outscored U of L in the paint, 32-30. The Hoosiers also led in second chance points, 18-13 and in bench points 16-15.
- Both teams finished with 37 rebounds. Each team had 12 offensive and 25 defensive boards.
- The two teams will meet again next year in Simon Skjodt Assembly Hall, to complete a three-game contract with the Cardinals.
- Junior **Juwan Morgan** continued his quest to be the most improved player in the Big Ten. He led the Hoosiers with 17 points and had 9 rebounds in 23 minutes. Morgan is averaging 16.3 points and 8.0 rebounds on the road this season. He is averaging 18.0 points in the last 4 games.
- Sophomore **De’Ron Davis** added 14 points, 7 rebounds and 3 blocked shots. Davis was 5 of 7 from the field and made 4 of 6 free throws. He has had 7 blocked shots in the last 2 games.
- Senior **Josh Newkirk** had 13 points and had 6 rebounds and a team-high 4 assists. With 2 more three-point field goals against the Cardinals, he has made 10 of his last 20 three-point field goal attempts over a 5-game period.

- Redshirt junior **Zach McRoberts** played a season-high 15 minutes and chipped in 2 points and 2 rebounds.
- Senior **Collin Hartman** and sophomore Devonte Green chipped in 5 points apiece off the bench.
- Senior **Freddie McSwain** and freshman **Justin Smith** each had 2 points off the bench for the Hoosiers.

LAST YEAR IN THE CROSSROADS

- The Hoosiers fell to #18 Butler, 78-73.
- **Rob Johnson, Juwan Morgan and Josh Newkirk** all started in the game.
- Johnson had 11 points and made 4 of 5 field goals. In his last 2 Crossroads Classic games, he has made 10 of 14 shots (71.4%).
- Morgan had 6 points, 10 rebounds and 4 blocked shots against Butler.
- Newkirk had 9 points and 4 rebounds.
- **Devonte Green** made two free throws and had 3 assists in 6 minutes.
- **De’Ron Davis** made 2 free throws in 8 minutes and added a blocked shot.
- Freddie McSwain, Jr. and **Zach McRoberts** played but did not score.

INDIANA ALL-TIME SCORING LIST

RK	PLAYER	PTS	YEARS
1.	Calbert Cheaney	2,613*	1990-93
2.	Steve Alford	2,438	1984-87
3.	Don Schlundt	2,192	1952-55
4.	A.J. Guyton	2,100	1997-00
5.	Mike Woodson	2,061	1977-80
6.	Kevin “Yogi” Ferrell	1,986	2012-16
7.	Alan Henderson	1,979	1992-95
8.	Damon Bailey	1,741	1991-94
9.	Kent Benson	1,740	1974-77
10.	Christian Watford	1,730	2010-13
11.	Eric Anderson	1,715	1989-92
12.	Brian Evans	1,701	1993-96
13.	Scott May	1,593	1974-76
14.	Greg Graham	1,590	1990-93
15.	Randy Wittman	1,549	1979-83
16.	Archie Dees	1,546	1956-58
17.	Bracey Wright	1,498	2003-05
18.	D.J. White	1,447	2004-08
19.	Walt Bellamy	1,441	1959-61
20.	Ray Tolbert	1,427	1978-81
21.	Kirk Haston	1,406	1999-01
22.	Jimmy Rayl	1,401	1961-63
23.	Andrae Patterson	1,365	1995-98
24.	Uwe Blab	1,357	1982-85
25.	Verdell Jones III	1,347	2009-12
26.	Ted Kitchel	1,336	1979-83
27.	Jordan Hulls	1,318	2010-13
28.	Tom Bolyard	1,299	1961-63
29.	Joby Wright	1,272	1970-72
30.	Steve Green	1,265	1973-75
31.	Tom VanArsdale	1,252	1963-65
32.	Dick VanArsdale	1,240	1963-65
33.	James Blackmon Jr.	1,235	2015-17
34.	Steve Downing	1,220	1971-73
35.	Tom Coverdale	1,217	2000-03
36.	Jeff Newton	1,203	2000-03
37.	Quinn Buckner	1,195	1973-76
38.	Cody Zeller	1,157	2011-13
39.	Will Sheehey	1,120	2011-14
40.	Victor Oladipo	1,117	2010-13
41.	Troy Williams	1,115	2013-16
42.	Marshall Strickland	1,106	2003-06
43.	Vernon Payne	1,101	1966-68
44.	Joe Cooke	1,099	1968-69
45.	Bob Leonard	1,098	1952-54
46.	Daryl Thomas	1,095	1984-87
47.	Robert Johnson	1,092	Active
48.	Rick Calloway	1,073	1986-88
49.	Jay Edwards	1,038	1988-89
50.	Butch Joyner	1,030	1966-68
51.	Jared Jeffries	1,008	2001-02

* - Big Ten record

INDIANA CAREER 3FG MADE (ALL GAMES)

1.	A.J. Guyton	283	1997-00
2.	Kevin “Yogi” Ferrell	272	2012-15
3.	Jordan Hulls	254	2010-13
4.	James Blackmon Jr.	205	2015-17
5.	Tom Coverdale	200	2000-03
6.	Marshall Strickland	188	2003-06
7.	Robert Johnson	186	2015-Pres.
	Bracey Wright	186	2003-05
	Brian Evans	186	1993-96
10.	Kyle Hornsby	178	2000-03

SPECIALTY STATS							STARTING LINEUPS					
Game	FTM	Bench	Paint	Off TO	2nd	FB	Game	1	2	3	4	5
Indiana St.	23/15	24/13	32/16	11/34	9/9	6/7	Indiana St.	Green	Johnson	Newkirk	Morgan	Davis
Howard	12/14	39/39	48/18	12/12	12/11	14/5	Howard	Green	Johnson	Newkirk	Morgan	Davis
at Seton Hall	8/19	24/14	30/34	21/21	11/11	4/9	at Seton Hall	Durham	Johnson	Newkirk	Smith	Davis
South Fla.	19/14	17/19	36/16	15/11	12/19	11/6	South Florida	Green	Johnson	Newkirk	Morgan	Davis
Arkansas St.	16/11	21/36	50/38	15/0	13/13	9/4	Arkansas St.	Green	Johnson	Newkirk	Morgan	Davis
E. Michigan	13/14	29/16	34/20	10/11	14/13	4/2	E. Michigan	Green	Johnson	Newkirk	Morgan	Davis
Duke	16/22	21/5	46/44	9/13	9/15	8/2	Duke	Durham	Johnson	Newkirk	Morgan	Davis
at Michigan	9/6	9/29	36/26	14/12	6/6	0/5	at Michigan	Durham	Johnson	Newkirk	Morgan	Davis
Iowa	15/4	27/28	36/26	22/10	12/12	15/7	Iowa	Durham	Johnson	Newkirk	Morgan	Davis
at Louisville	13/10	16/15	32/30	9/17	18/13	0/7	at Louisville	Durham	Johnson	Newkirk	Morgan	Davis

Stats listed as IU/Opponent

FOUR SIGNEES COMPRISE ARCHIE MILLER'S FIRST SIGNING CLASS AT INDIANA

Indiana University men's basketball coach Archie Miller has announced the signing of four players to a national letter of intent to play basketball at and attend IU beginning in the fall of 2018. Joining the Hoosiers are forward Damezi Anderson (South Bend/Riley), forward Jake Forrester (Harrisburg, Pa./Westtown), forward Jerome Hunter (Pickerington, Ohio/North) and guard Rob Phinisee (Lafayette/McCutcheon). The quartet is ranked as the 12th-best recruiting class in the country by Scout/247 and 15th-best in the nation by Rivals.com.

Archie Miller on the Class:

"We are excited to announce our first recruiting class as coaches of the Indiana Hoosiers. This is a group of four young men who we identified right away in the spring as players who not only fit our needs on the basketball court, but also fit the IU community and culture. They are all outstanding kids who come from great families and basketball programs. They truly embody what an IU student-athlete represents."

"As I have stated many times, the players, coaches and programs of the state of Indiana are of utmost importance to our staff and program. We were able to sign two players from parts of the state that it's been several years since someone from that area became a Hoosier. We signed a player we have been watching for almost three years that we believe is the best player in the state of Ohio. We also went to the state of Pennsylvania to get a player who has tremendous upside and gets better and better by the day."

"We feel this class will lay the foundation for future Hoosiers for years to come and be building blocks for future great Indiana basketball teams."

Damezi Anderson
SF, 6-7, 205
South Bend, Indiana
Riley HS

Anderson is ranked #83 in the country by Scout/247 and #103 in the nation by Rivals ... rated as the #2 player in the state of Indiana ... was named 2017 Northern Indiana Conference MVP when he averaged 24 points and 7.6 rebounds a game his junior year to help Riley to a 19-3 record ... was named an Indiana Junior All-Star ... high school coach is Eric Brand ... played AAU basketball for MeanStreets Basketball in the EYBL ... first scholarship signee from South Bend for IU since Tom Abernethy (1973-76).

Miller on Anderson:

"Damezi is an excellent addition to our program. He is a big wing who has a knack for scoring the basketball. His ability to shoot the basketball with great range has stood out from the first time I watched him play. Damezi and his family are very excited that he is the first scholarship basketball player from South Bend that has signed with IU in almost 45 years."

Jake Forrester
PF, 6-8, 215
Harrisburg, PA
Westtown School

Forrester is ranked #143 by Rivals and #149 by Scout/247 ... helped Westtown to a 32-2 record and a Pennsylvania Independent Schools Athletic Association championship... averaged 13 points and 10 boards as a sophomore ... coached by Seth Berger ... played AAU basketball with the PSA Cardinals ... coached by Terrance Williams ... same program that produced former Hoosier and current Los Angeles Laker Thomas Bryant ... son of Dwight and Colleen Forrester.

Miller on Forrester:

"Jake is a versatile front court player who has only scratched the surface of his basketball ability. He has a tremendous work ethic and seems to improve daily. He comes from a basketball family and is coached by Seth Berger at Westtown School which has produced many high level college basketball players. Jake can play multiple positions on offense and guard multiple positions on defense. His best basketball is ahead of him and the sky is the limit for who he can become as a player."

Jerome Hunter
SF, 6-7, 195
Pickerington, Ohio
Pickerington North

Hunter is ranked #50 by Rivals and #51 by 247/Scout ... rated as the #2 player in Ohio ... averaged 20.6 points per game as a junior and was named first-team All-Metro by The Columbus Dispatch ... averaged 19 points and 10 rebounds as a senior ... led his team to the Regional title game where he scored 27 points and had 10 rebounds ... HS Coach is Jason Bates ... played AAU basketball for Ohio Nova ... coached by Andreas James ... son of Nichol Lewis.

Miller on Hunter:

"I have known Jerome and his family since his sophomore year of high school. I have watched him grow as a player and person. He is an

extremely versatile wing who has great size for his position. He loves being in the gym and is constantly looking for ways to improve. Jerome's ability to play both on the perimeter and inside will make him a great addition to our team."

Rob Phinisee
PG, 5-11, 160
Lafayette, Indiana
McCutcheon

Phinisee is ranked #95 by Scout/247 and #121 by Rivals ... was the Journal & Courier Big School Player of the Year averaging 21.7 points, 5.9 rebounds, 6.8 assists and 3 steals as a junior. As a sophomore, he led the Mavericks to a runner-up finish in the Class 4A state tournament ... played for Rick Peckinpaugh and will be coached by Tyler Scherer this year ... named to the Indiana Junior All-Star team ... played AAU ball for Indiana Elite and Mike Fox ... same program that produced former Hoosiers Jordan Hulls, Cody Zeller and Yogi Ferrell ... is the first scholarship recruit for IU from Lafayette since 1948, when Indiana Mr. Basketball Bob Masters and Charlie Vaughn left Lafayette Jeff for Bloomington ... son of Tanika Phinisee.

Miller on Phinisee:

"Rob is a name that came up on my first day on the job. We immediately identified him as a priority and began developing a relationship with him and his family. Rob is a throwback point guard who cares only about running the team and winning. His teammates love playing with him and he makes the game easier for everyone around him. We are proud that Rob is the first scholarship basketball player to play for Indiana from Lafayette in almost 70 years."



ARCHIE MILLER
HEAD COACH
FIRST YEAR AT INDIANA
SEVENTH YEAR AS A DIVISION I HEAD COACH
144-68 OVERALL RECORD, 5-5 AT INDIANA

PERSONAL

DATE OF BIRTH: October 30, 1978
BIRTHPLACE: Beaver Falls, Pa.
WIFE: Morgan
CHILDREN: Leah
HIGH SCHOOL: Blackhawk (Pa.)
COLLEGE: NC State ('02)
B.A., Parks, Recreation & Tourism

COACHING EXPERIENCE

NC STATE
 2002-03: Intern

WESTERN KENTUCKY
 2003-04: Assistant Coach

NC STATE
 2004-05: Director of Operations
 2005-06: Assistant Coach

ARIZONA STATE
 2006-07: Assistant Coach

OHIO STATE
 2007-09: Assistant Coach

ARIZONA
 2009-11: Assistant Coach

DAYTON
 2011-17: Head Coach

INDIANA
 2017-Present: Head Coach

- Named the 29th head coach of the Indiana Men's Basketball program on March 25, 2017, by Indiana University Vice President and Director of Athletics Fred Glass.
- Regarded as one of the top young coaches in the country, Miller is a tireless recruiter, noted developer of talent, and a gifted tactician whose teams are known for their stout defense and efficient offense. His 2018 recruiting class at IU is currently ranked 15th in the nation.
- The 38-year old native of Beaver Falls, Pennsylvania, comes to IU after serving the previous six seasons as head coach at the University of Dayton, where he won Atlantic 10 Conference regular season championships in 2016 and 2017.
- He guided the Flyers to a 139-63 record (69.8) and a 68-34 mark (66.7) in the Atlantic 10. He took Dayton to the NCAA Tournament each of the last four years with the Flyers advancing to the Elite Eight in the 2014 Tournament. UD was nationally ranked in three of Miller's six seasons (2013-14, 2014-15 and 2015-16).
- During their elite eight run, UD topped Ohio State (60-59), Syracuse (55-53) and Stanford (82-72) before falling to Florida (62-52) in the regional finals. In 2015, they defeated Boise State (56-55) and Providence (66-53) and were eliminated by Oklahoma (72-66) in the Sweet Sixteen. In 2016, they were defeated by Final Four participant Syracuse (70-51) in the second round and by Wichita State (64-58) in their first tournament game this season.
- Miller is one of five active coaches who had at least five NCAA wins in his first four seasons. The others are Mark Few, Thad Matta, Shaka Smart and Roy Williams. With three NCAA wins in 2014 and another two in 2015, Dayton was one of just six teams to have at least five NCAA tournament wins in those two years. The others were Arizona, UConn, Kentucky, Michigan State and Wisconsin.
- For his efforts this past season, he was named Atlantic 10 and NABC District Coach of the Year. He led UD to perform at a championship level despite playing a 2016-17 campaign where the team's top six scorers missed a total of 32 games during the year due to injury. He also was a finalist for the 2015 Jim Phelan National Coach of the Year Award.
- He comes from a family of coaches with his father, John, having guided Archie and his brother Sean at Blackhawk High School in Beaver Falls. His brother Sean is the current head coach at the University of Arizona and also was the head coach at Xavier University. John was one of the country's top high school coaches when he retired in 2005, with 657 wins in a 35-year coaching career. Archie, Sean and their sister Lisa all played Division I college basketball.
- Archie and Sean made NCAA Division I men's basketball history by being the first two brothers to be named Coach of the Year in their respective conference. Sean was this year's Pac-12 Coach of the Year after leading UA to a 27-5 record in the regular season.
- The Miller's are one of just four Division I head coaching brother combinations joining the Drew's -- Scott (Baylor) and Bryce (Vanderbilt); the Hurley's -- Bobby (Arizona State) and Dan (Rhode Island); and the Jones -- Joe (Boston U.) and James (Yale).
- Archie and Sean Miller are the first brothers to coach different teams in both the Sweet 16 and the Elite Eight in the same season (2014), and the first to coach their respective teams in three consecutive NCAA tournaments.
- Miller is regarded as a top recruiter -- Arizona's 2011 recruits were a Top 10 class -- and game strategist -- he was the architect of the Wildcats upset of eighth-ranked Texas to get them to the Sweet 16. He was reunited with his brother during the summer of 2015 on the coaching staff of USA Basketball's U19 World Championship. When Sean was elevated to the team's head coach, he turned to his brother to help USA basketball win the gold at the 2015 FIBA U19 World Championship that was held June 27-July 5 in Heraklion, Crete, Greece.
- He was a four-year letterwinner at North Carolina State from 1998-2002. A point guard, he is currently third at NC State in career FT% (.846, 165-195), sixth in career 3-pt. FG% (.429, 218-509), and fourth in career threes (218). As a senior, he helped lead the Wolfpack to the finals of the ACC championship game and was named to the all-tournament team. That season was coach Herb Sendek's first NCAA team at NC State.
- As an assistant, Miller coached in the Big Ten, Pac-12 and ACC, where he honed his craft under some of the most respected coaches in the country. He began his coaching career at NC State, serving as a coaching intern under Sendek in 2002-03. Miller then went to Western Kentucky as a full-time member of Darrin Horn's staff for one season. He returned to NC State, first as Director of Basketball Operations (2004-05), and then as a full-time assistant coach (2005-06). When Sendek went to Arizona State in 2006-07, Miller remained on his coaching staff before joining Thad Matta at Ohio State for two seasons (2007-09). As a coach, he has been part of 20-plus win and NCAA seasons at NC State (2005-06), Ohio State (2008-09), Arizona (2010-11), and Dayton (2013-14, 2014-15, 2015-16 and 2016-17).
- In April, 2015, he joined his father and brother in the Beaver County Sports Hall of Fame. Other greats in the Beaver County Hall include Mike Ditka, Tony Dorsett, Terry Francona, Pete and Press Maravich, Joe Namath, Babe Parilli and Norm Van Lier.
- Miller earned his bachelor's degree in Parks, Recreation and Tourism from NC State in 2002. He was born October 30, 1978. He is married to the former Morgan Nicole Cruse and they have a 13-year old daughter, Leah.

ARCHIE MILLER CAREER RECORD AGAINST...

Alabama.....	4-0	Michigan	0-1
Alabama A&M.....	1-0	Minnesota	1-0
Arkansas.....	1-1	Monmouth.....	1-0
Arkansas State.....	2-0	Murray State.....	2-1
Auburn	1-0	Nebraska.....	0-1
Austin Peay.....	1-0	New Mexico.....	1-0
Baylor.....	0-1	North Florida.....	1-0
Boise State.....	1-0	Northern Illinois.....	1-0
Boston College.....	2-0	Northwestern.....	0-1
Boston U.....	1-0	Ohio State.....	1-0
Bowling Green.....	1-0	Oklahoma.....	0-1
Buffalo.....	0-1	Ole Miss.....	3-0
Butler.....	0-2	Portland.....	1-0
California.....	1-0	Providence.....	1-0
Central Michigan.....	1-0	Rhode Island.....	6-4
Charlotte.....	2-0	Richmond.....	6-2
Chattanooga.....	0-1	Saint Francis (NY).....	1-0
Colorado.....	0-1	Saint Francis (PA).....	1-0
Connecticut.....	0-1	Saint Joseph's (IN).....	1-0
Davidson.....	2-2	Saint Louis.....	8-3
Delaware State.....	1-0	Saint Mary's.....	0-1
Duke.....	0-1	SE Missouri.....	1-0
Duquesne.....	8-2	Seton Hall.....	0-2
East Tennessee State.....	1-0	South Florida.....	1-0
Eastern Michigan.....	2-0	St. Bonaventure.....	8-2
Fairfield.....	1-0	St. Joseph's.....	3-6
FIU.....	1-0	Stanford.....	1-0
Florida.....	0-1	Syracuse.....	1-1
Florida Atlantic.....	1-0	Temple.....	1-1
Fordham.....	8-0	Texas A&M.....	1-0
Fort Wayne.....	1-0	UAB.....	1-0
Furman.....	1-0	USC.....	0-2
George Mason.....	4-0	USC Upstate.....	1-0
George Washington.....	4-3	Vanderbilt.....	2-0
Georgia Tech.....	2-0	VCU.....	3-4
Gonzaga.....	1-0	VMI.....	1-0
Howard.....	1-0	Wake Forest.....	1-0
Illinois State.....	0-2	Weber State.....	0-1
Illinois-Chicago.....	2-0	Western Illinois.....	1-0
Indiana State.....	0-1	Wichita State.....	0-1
Iona.....	1-0	William & Mary.....	1-0
Iowa.....	2-1	Wilmington.....	1-0
LaSalle.....	5-3	Winthrop.....	2-0
Louisville.....	0-1	Xavier.....	2-4
Manhattan.....	1-0		
Massachussetts.....	3-3		
Miami (OH).....	3-1		

ARCHIE MILLER RECORD WHEN...

	'13-'14 thru '16-'17 W-L	'17-'18 W-L
Controlling the tip	41-8	3-2
Scoring first	55-7	3-1
Leading at the half	75-6	4-1
Trailing at the half	21-25	1-4
Tied at the half	6-1	0-0
Leading with 5:00 left	85-5	5-0
Trailing with 5:00 left	14-27	0-4
Tied with 5:00 left	3-0	0-1
In overtime	4-2	0-0
Game decided by 1-5 points	34-15	0-0
Game decided by 6-10 points	18-9	1-2
Game decided by 11-15 points	19-5	1-1
Game decided by 16+ points	31-3	3-2
Vs. ranked opponents	6-4	0-2
Vs. unranked opponents	95-27	5-3

REBOUNDING

Out-rebounds opponent	66-11	5-0
Out-rebounded by opponent	32-19	0-4
Rebounds are even	4-2	0-1

TURNOVERS

Forces more turnovers	65-14	4-0
Commits more turnovers	31-16	0-4
Turnovers are even	6-2	1-1

FIELD GOALS

Shoots 50% or better	38-2	3-1
Shoots between 40-49%	56-18	2-4
Shoots below 40%	8-12	0-0

THREE-POINTERS

Shoots better than 50%	15-3	1-0
Shoots between 40-49%	36-3	0-0
Shoots below 40%	51-26	4-5

OFFENSE

Scores less than 60 points	12-9	0-1
Scores 60-69 points	21-14	0-3
Scores 70-79 points	34-8	2-0
Scores 80+ points	35-1	3-1

DEFENSE

Allows less than 60 points	43-1	1-0
Allows 60-69 points	30-11	2-0
Allows 70-79 points	23-12	1-2
Allows 80+ points	6-8	1-3

BENCH SCORING

Bench out-scores opponent	67-11	1-4
Opponent bench scores more	34-21	3-1
Bench scoring is even	0-0	1-0

FREE THROW SHOOTING

Shoots 70% or better	44-13	3-0
Shoots 60-69%	39-9	0-5
Shoots less than 60%	16-10	1-0

DOUBLE FIGURE SCORING

0 in double figures	0-0	0-0
1 in double figures	1-3	0-1
2 in double figures	12-14	0-0
3 in double figures	41-5	1-2
4 in double figures	28-9	4-2
5+ in double figures	18-1	0-0

BY MONTH

November	19-5	4-3
December	21-5	1-2
January	23-10	0-0
February	23-6	0-0
March	16-6	0-0

DAY OF THE WEEK

Sunday	6-3	2-0
Monday	1-0	1-0
Tuesday	18-3	0-0
Wednesday	21-4	1-2
Thursday	8-2	0-0
Friday	15-5	1-1
Saturday	32-15	0-1

YEAR-BY-YEAR RECORD

YEAR	SCHOOL	OVERALL	CONF.	NOTE
2011-12	Dayton	20-13	9-7	NIT
2012-13	Dayton	17-14	7-9	
2013-14	Dayton	26-11	10-6	NCAA Elite 8
2014-15	Dayton	27-9	13-5	NCAA Round of 32
2015-16	Dayton	25-8	14-4	A-10 Champs; NCAA Tournament
2016-17	Dayton	24-8	15-3	A-10 COY; A-10 Champ NCAA Tournament
2017-18	Indiana	5-5	1-1	
OVERALL TOTAL		144-68	69-35	
RECORD AT DAYTON		139-63	68-34	

BILL AND JUANITA BEACH INDIANA BASKETBALL MEMORIES COLLECTION

The Indiana University Department of Intercollegiate Athletics is pleased to announce the installation of five new sculptures made possible by a major gift from Bill and Juanita Beach to the "For All: The Indiana University Bicentennial Campaign" in support of IU Athletics. Their gift will create and fund the Bill and Juanita Beach Indiana Basketball Memories Collection. The Collection will be housed throughout Simon-Skjodt Assembly Hall, and it is anticipated that there will be future additions to the collection. IU fans were able to see the sculptures for the first time at Hoosier Hysteria on Saturday, October 21st.

"One of our longest held passions is our love for IU Basketball," said Bill Beach. "Juanita and I are thrilled that our gift will help future generations of IU fans learn, appreciate, and love the history of IU basketball as we have. We believe that more memorable moments are on the way as the team embarks a great new era, and we hope the Memories Collection does justice to our illustrious past."

In addition to their love for Indiana Basketball, Bill also was the founder of Beach Mold & Tool, Inc. in New Albany, Indiana. Bill and Juanita exemplify what it means to be Hoosiers and have commemorated their love of basketball and Indiana University by establishing The Bill & Juanita Beach Indiana Basketball Memories Collection.

"We cannot thank Bill and Juanita Beach enough for their incredible generosity," said Indiana University Vice President and Director of Intercollegiate Athletics Fred Glass. "Every Hoosier fan has a favorite story to tell about what Indiana basketball means to them. By highlighting these five sculptures, plus the other elements of the Collection, we hope to spark the stories of Hoosiers for generations to come. The Collection will further enhance Simon Skjodt Assembly Hall, one of the world's greatest basketball venues."

The South Lobby is now home to the five new sculptures which highlight iconic moments in, and periods of, IU basketball history. Below is the story behind each of these new bronze sculptures:

The Father of Indiana Basketball

This iconic image of Everett Dean is based on a photograph found in the 1921 edition of the Arbutus. "The Father of Indiana Basketball" was the first player in Indiana basketball history to earn All-America honors in 1921, and he would later lead the Hoosiers to their first Big Ten championship as head coach in 1926. In his 14 seasons as head coach, Dean led IU to three Big Ten Titles. He is in the Naismith Memorial Basketball Hall of Fame.



Two Pioneers Breaking the Unwritten Rule

Based on a 1951 Athletic Department archives photograph of Branch McCracken and Bill Garrett, with help from a 1948 photograph of McCracken, this image represents these two true pioneers, whose contributions reached far beyond the game of basketball. Bill Garrett became the first African-American to play Big Ten basketball as Indiana University through President Herman B Wells and Branch McCracken broke the longstanding unwritten rule that banned African-Americans from playing basketball in the conference. McCracken was an All-American player for the Hoosiers before guiding the program to its first two national championships in 1940 and 1953, while in between serving as a Naval officer in World War II. He is in the Naismith Memorial Basketball Hall of Fame. Garrett became an All-American as a senior and led IU in scoring and rebounding in each of his three seasons.



Celebrating Perfection

Based on a series of photographs taken separately during arguably the greatest season in college basketball history, this arrangement brings together the starting and senior players from that historic team. Iconic players Bobby Wilkerson, Kent Benson, Scott May, Quinn Buckner, Jim Crews, and Tom Abernethy had reason to celebrate their successful quest for perfection as modeled here from the on-court presentation on March 29, 1976. The 1975-76 Hoosiers finished the season a perfect 32-0 and won the program's third national championship in the process. They were coached, of course, by Naismith Memorial Basketball Hall of Fame member Bob Knight. (Coach Knight's request not to be depicted in this sculpture has been respectfully honored.) Indiana's 1976 team remains the last undefeated NCAA men's basketball champion and was selected as the greatest March Madness team of all-time on the 75th anniversary of the NCAA Tournament in 2013.



Tournament Dominance

Modeled on one of the most identifiable photographs in IU basketball history, this image of Isiah Thomas's layup during Indiana's win over North Carolina in the 1981 national championship game was featured in the April 6, 1981, issue of Sports Illustrated. The Hoosiers were dominant that March, winning their tournament games by an average of 22.6 points. Isiah Thomas is in the Naismith Memorial Basketball Hall of Fame.



The Shooter and The Shot

The 1987 Hoosiers were defined by "the shooter" and "the shot." The image of Steve Alford taking a jumper is taken from a photograph in the Athletic Department archives, while the image of Keith Smart captures the most memorable moment in IU basketball history. Indiana's greatest shooter and the program's greatest shot propelled IU to the program's fifth national championship on March 30, 1987.



Artist Brian Hanlon, owner of Hanlon Studios, designed and fabricated the sculptures. He has produced over 300 works in both public and private collections and has a commitment to educating through his work. Hanlon has done several sports themed works including sculptures at the Naismith Basketball Hall of Fame. He has a BA in Art Education from Monmouth University and studied at Boston University from 1988-1990 prior to opening his studio.

For All: The Indiana University Bicentennial Campaign is taking place on all IU-administered campuses. The campaign will conclude in December 2019 to coincide with IU's bicentennial year celebration in 2020. To learn more about the campaign, please visit forall.iu.edu.

GRANITE MONUMENTS ADDED TO KEN NUNN CHAMPIONS PLAZA

The Indiana University Department of Intercollegiate Athletics is pleased to announce the addition of five granite monuments to the Ken Nunn Champions Plaza outside of Simon Skjodt Assembly Hall commemorating each of the men’s basketball national championship teams. The monuments are funded as part of a gift by Ken Nunn to the “For All: The Indiana University Bicentennial Campaign” in support of IU Athletics that was first announced on April 2, 2015, as part of the Simon Skjodt Assembly Hall renovation project.

The monuments will be located outside the recently renovated South Lobby of Simon Skjodt Assembly Hall, where they will always be accessible to fans: 24 hours a day, seven days a week. The name of every player and coach from each team is set forth on their respective monument. In addition, IU player and other images from each championship team are depicted on one side of the monuments while the other side features the story of each team and their unique journey to the national title.

Installation of the monuments were completed in time for Hoosier Hysteria on Saturday, October 21st. The five granite monuments in the Ken Nunn Champions Plaza and the new Bill and Juanita Beach Indiana Basketball Memories Collection (see accompanying release) are both being installed this week to coincide with Hoosier Hysteria and the 2017-2018 basketball season.

“There could be no better addition to Ken Nunn Champions Plaza than these inspiring tributes to our five national champion men’s basketball teams – with room for more,” said Fred Glass, IU Vice President and

Director of Intercollegiate Athletics. “I’m particularly pleased that the name of every player and coach from every championship team is immortalized on these granite monuments, as Indiana Basketball always wins as a team.”

The 1940 monument features depictions of standout players Curly Armstrong, Bill Menke, Jay McCreary, Bob Menke, Bob Dro, Marv Huffman and Bill Torphy along with head coach Branch McCracken. There’s also a game action photo from the season and the team photo included.

For the 1953 monument, images of Dick Farley, Burke Scott, Charley Kraak, Bobby Leonard and Don Schlundt with Branch McCracken are featured in addition to a team image with each player holding their national championship plaque.

In 1976, the Hoosiers went 32-0 on their way to the national title – the last undefeated national champion in Division I men’s basketball. There were numerous standouts on the team and those featured on the monument include Kent Benson, Scott May, Bobby Wilkerson, Quinn Buckner and Tom Abernethy along with the five seniors on the team and the numerous trophies they won during their career.





Indiana once again won the national championship in 1981 led by Isiah Thomas, Ted Kitchel, Ray Tolbert, Randy Wittman, Landon Turner each of whom is featured on the monument. It also includes a depiction of the team photo and a ticket stub from the championship game at the Spectrum in Philadelphia.

The fifth national championship came courtesy of the 1987 team that featured Dean Garrett, Todd Meier, Daryl Thomas, Steve Alford, Keith Smart, Daryl Thomas and Rick Calloway. All of those players are featured on the monument – including Thomas, Meier and Alford holding up the championship trophy after winning the title game.

Artist Brian Hanlon, owner of Hanlon Studios, designed and fabricated the five monuments. He has produced over 300 works in both public and private collections and has a commitment to educating through his work. Hanlon has done several sports themed works including sculptures at the Naismith Basketball Hall of Fame. He has a BA in Art Education from Monmouth University and studied at Boston University from 1988-1990 prior to opening his studio.

IU Athletics thanks Mia Williams, the University Landscape Architect, and Sherry Rouse, IU’s Curator of Campus Art for coordinating this project. Hanlon was selected through a competitive campus process overseen by Williams involving proposals and interviews with multiple artists.

For All: The Indiana University Bicentennial Campaign is taking place on all IU-administered campuses including IU Bloomington, Indiana University–Purdue University Indianapolis, IU East, IU Kokomo, IU Northwest, IU South Bend, and IU Southeast. The campaign will conclude in December 2019 to coincide with IU’s bicentennial year celebration in 2020. To learn more about the campaign, its impact, and how to participate, please visit forall.iu.edu.



THE LAST TIME...

TEAM

IU ranked in A.P. top 25: 25th, January 2, 2017
 IU ranked in Coaches' top 25: 25th, January 2, 2017
 Played A.P. No. 1 team: 2/2/13, Michigan (W, 81-73)
 Defeated A.P. No. 1 team: 2/2/13, Michigan (W, 81-73)
 Defeated team ranked 2-10 by A.P.: 11/30/16, vs. North Carolina (3) W, 76-67
 Defeated team ranked in AP Top 25: 11/30/16, vs. North Carolina (3) W, 76-67
 Defeated A.P. top 25 on the road: 3/1/16, at Iowa (16) W, 81-78
 Defeated A.P. top 10 on the road: 3/10/13, at Michigan (7) W, 72-71
 Defeated A.P. Top 25 on neutral site: 11/11/16, vs. Kansas (3) W, 103-99 (OT)
 Armed Forces Classic, Stan Sheriff Center, Honolulu, Hawaii

INDIANA INDIVIDUALS

Had a triple-double: Steve Downing - 28 pts., 17 rebs., 10 blks., vs. Michigan, 2/23/71
Had a double-double: Juwan Morgan vs. Iowa, 15 points and 10 rebounds, 12/4/17
 Had 30+ points and 10+ reb.: Thomas Bryant (31p, 11r) vs. Penn State, 2/1/17
 Five players in double figures: Robert Johnson (26), James Blackmon Jr. (22),
 Josh Newkirk (18), Thomas Bryant (16), Juwan Morgan (11)
 at Ohio State, 3/4/17
 Six players in double figures: James Blackmon Jr. (33), Thomas Bryant (13),
 Kevin "Yogi" Ferrell (13), Robert Johnson (12), Troy Williams (11),
 Collin Hartman (10); vs. Alcorn State, 11/30/15
 Scored 30-39 points: 31, Thomas Bryant, vs. Penn State, 2/1/17
 Scored 40-49 points: 41, Alan Henderson at Michigan State, 3/9/94
 Three players scored 20 or more points in the same game: 2/1/17
 Thomas Bryant (31), Josh Newkirk (27), Robert Johnson (27) vs. Penn State
 Scored 20 points in a half: 20 (1st half), James Blackmon, Jr. vs. UMass Lowell, 11/16/16
 Perfect from field (5 att): 7-7, De'Ron Davis vs. Iowa (BTT), 8/9/17
 Perfect beyond 3-point line (5 att.): 5-5, Robert Johnson vs. IPFW, 12/9/15
Perfect at FT line (10 att.): 10-10, Juwan Morgan vs. Arkansas State, 11/22/17
 Had 20+ Rebounds: 22, D.J. White at Michigan, 1/8/08
 Had 15-19 Rebounds: 19, Troy Williams vs. IPFW, 12/9/15
 Had 10 or more assists: 11, Josh Newkirk vs. Austin Peay, 12/22/16
 Had 6 or more steals: 7, OG Anunoby, vs. Rutgers, 1/15/17
 Had 5 or more blocked shots: 5, Troy Williams vs. IPFW, 12/9/15

TEAM FIELD GOAL SHOOTING

Shot 50 percent or better:603 (35-58), vs. Iowa (BTT), 3/9/17
 Shot 60 percent or better:603 (35-58), vs. Iowa (BTT), 3/9/17
 Shot 70 percent or better:706 (36-51), vs. Mount St. Mary's, 12/19/12
Made 30-39 field goals: 31 vs. Eastern Michigan, 11/12/17
 Made 40-49 field goals: 41, vs. Penn State, 2/1/17
 Made 50 or more field goals: 52, vs. South Dakota, 11/27/76
 Attempted 70-79 field goals: 75, at Minnesota, 2/15/17
 Attempted 80-89 field goals: 83, vs. Buffalo, 12/10/99
 Attempted 90 or more field goals: 92, vs. Iowa, 1/11/75
 Shot 60+ percent in consecutive games: (.667) vs. Delaware State, 12/19/16
 (.600) vs. Austin Peay, 12/22/16

TEAM 3-POINT SHOOTING

Shot 50 percent or better:600 (12-20), vs. Iowa (BTT), 3/9/17
 Shot 60 percent or better:600 (12-20), vs. Iowa (BTT), 3/9/17
 Shot 70 percent or better:750 (9-12), vs. Mt. St. Mary's, 12/19/12
 Shot 80 percent or better:889 (8-9), vs. San Francisco, 12/20/98
 Made 10-14 3-point field goals: 12, vs. Eastern Michigan, 11/24/17
 Made 15 or more 3-point field goals: 15, vs. Austin Peay, 12/22/16
 Attempted 20-29 3-point field goals: 22, vs. Wisconsin (BTT), 3/10/17
 Attempted 30-39 3-point field goals: 31, vs. Kansas, 11/11/16

TEAM FREE THROW SHOOTING

Shot 80 percent or better:842 (16-19), at Iowa, 2/21/17
 Shot 90 percent or better:917 (11-12), at Wisconsin, 2/5/16
 Shot 100 percent: 1.000 (7-7), at Illinois, 2/25/16
 Made 20-29 free throws: 22, vs. Penn State, 2/1/17
 Made 30-39 free throws: 31, vs. Washington, 11/21/13
 Made 40 or more free throws: 45, vs. Chicago State, 11/8/13
 Attempted 10 or fewer free throws: (5-9), vs. Wisconsin (BTT), 3/10/17
 Attempted 30-39 free throws: 32, vs. Penn State, 2/1/17
 Attempted 40-49 free throws: 49, vs. Stony Brook, 11/17/13
 Attempted 50-59 free throws: 55, vs. Chicago State, 11/8/13
 Attempted 60 or more free throws: 60, vs. Michigan, 2/15/65

TEAM SCORING

Scored 90-99 points: 95, vs. Iowa (BTT), 3/9/17
 Scored 100-109 points: 110, vs. Penn State, 2/1/17
 Scored 110 or more points: 110, vs. Penn State, 2/1/17

TEAM REBOUNDING

Had 40-49 rebounds: 47 vs. Iowa, 12/4/17
 Had 50-59 rebounds: 51, at Minnesota, 2/15/17
 Had 60 or more rebounds: 62, vs. Chicago State, 11/8/13

BOLD - occurred during the 2017-18 season

TEAM ASSISTS

Had 20-29 assists: 25, vs. Howard, 11/12/17
 Had 30 or more assists: 31, at Alaska Anchorage, 11/21/01

TEAM BLOCKED SHOTS

Had 10 or more blocked shots: 10, vs. Samford, 11/15/13

TEAM STEALS

Had 10 or more steals: 11 vs. Iowa, 12/4/17
 Had 15 or more steals: 15, vs. Chattanooga, 11/13/11

TEAM TURNOVERS

Had Less than 10 Turnovers: 9 vs. Duke, 11/29/17

MISCELLANEOUS

Three IU players had a double-double in the same game: 2/1/17 vs. Penn State
 Thomas Bryant (31p, 11r), Robert Johnson (27p, 11r) and Devonte Green (10p, 10r)

IU player had double digit assists in consecutive games: 1990-91 season
 Jamal Meeks (12/1/90 - 12 assists and 12/4/90 - 11 assists)

IU player led the team in points, rebounds and assists in the same game: 3/9/17
 James Blackmon Jr. (23p, 8r [tie] and 4a [tie] vs. Iowa BTT)

IU player scored 30 points in consecutive games: November 20 and 24, 2007
 Eric Gordon, (30 points vs. UNC-Wilmington, 31 points vs. Illinois State)

IU player scored 30 points or more in 4 straight games: 1971
 George McGinnis, Twice

IU player had 20 points and 20 rebounds in a game: 1/8/08
 D.J. White: 21 points, 22 rebounds at Michigan

Three players with 10+ rebounds in same game: 2/1/17
 Thomas Bryant (11), Robert Johnson (11), Devonte Green (10) vs. Penn State

IU player made 10 consecutive 3-pointers: 12/23/05 - 1/3/06
 Robert Vaden (12 straight over 3 games)

IU played OT: 2/21/17 at Iowa - L, 90-96

IU played 20T: 2/7/08 at Illinois, W 83-79

IU played 30T: 2/11/17 vs. Penn State, W, 110-102 (2nd-ever 30T game)

IU played 40T: Never

IU shot 60 percent from the floor in a half: 3/9/17 vs. Iowa (BTT)
 (Second Half - .679, 19-28)

IU shot 70 percent from the floor in a half: 11/30/15 vs. Alcorn State
 (Second Half - .731, 19-26)

IU Shot 80 percent from the floor in a half: 11/16/15 vs. Austin Peay
 (Second Half - .808, 21-26)

IU shot less than 30 percent from the floor in a half: 2/15/17 at Minnesota
 (First Half - .297, 11-37)

IU shot less than 40 percent from the floor in a half: 11/10/2017 vs. Indiana State
 (First Half - .393, 11-28)

IU failed to make at least one 3-pointer: 2/25/10 vs. Wisconsin (0-for-5)

An opponent failed to make a free throw 12/29/07 vs. Chicago State (0-for-5)

IU had four players play at least 40 minutes in a single game: 2/1/17, vs. PSU
 Robert Johnson (50), Josh Newkirk (46), Devonte Green (45), Thomas Bryant (44)

IU had five players play at least 40 minutes in a single game: 1/15/05 at Purdue,
 (Bracey Wright (48), D.J. White (46), Marshall Strickland (46),
 Robert Vaden (45) and A.J. Ratliff (40))

Overcame a deficit with five minutes left to win: 2/25/17 vs. Northwestern,
 trailed 48-55 (5:00) and won 63-62

Overcame a halftime deficit in two consecutive games to win:
 1/2/16 at Nebraska (trailed 39-36 and won 79-69),
 1/15/16 vs. Wisconsin (trailed 28-24 and won 59-58)

Overcame a halftime deficit in two consecutive road games to win:
 3/1/06 at Purdue (trailing 27-25 and won 70-59)
 3/4/06 at Michigan (trailing 30-27 and won 69-67)

Overcame a halftime deficit in three consecutive games to win:
 3/1/06 at Purdue (trailing 27-25 and won 70-59),
 3/4/06 at Michigan (trailing 30-27 and won 69-67)
 3/10/06 vs. Wisconsin (trailing 19-15 and won 61-56)



Official Basketball Box Score -- Game Totals -- Final Statistics
Indiana State vs Indiana
11/10/17 7:00 pm at Simon Skjodt Assembly Hall



Indiana State 90 • 1-0

#	Player	Total			3-Ptr			Rebounds			PF	TP	A	TO	Blk	Stl	Min
		FG-FGA	FT-FTA	FT-FTA	FG-FGA	FT-FTA	Off	Def	Off	Def							
35	Thomas, Devin	1	3-3	2-2	2-2	1	3	4	3	10	1	1	0	0	0	17	
34	Murphy, Brandon	c	3-3	0-0	6-7	2	3	5	2	12	1	1	1	1	1	21	
02	Barnes, Jordan	g	5-7	3-3	0	3	3	5	18	4	1	1	2	2	22		
04	Scott, Brentan	g	9-14	6-9	0-0	0	3	3	0	24	2	6	0	1	28		
25	Davis, Clayton	g	5-6	2-2	1-2	2	2	3	13	2	2	0	2	2	26		
01	Ojinnaka, Demonte	g	1-3	0-0	0-0	0	1	1	2	2	1	1	0	0	11		
03	Knight III, Trey	g	0-0	0-0	0-0	0	0	0	0	0	0	0	0	0	1		
05	Kessinger, Bronson	g	2-3	2-3	0-0	1	2	3	4	6	1	1	0	1	20		
10	Claycomb, Ethan	g	0-1	0-0	0-0	0	0	0	0	0	0	0	0	0	2		
11	Key, Tyreke	g	0-5	0-1	3-4	0	2	2	1	3	1	2	0	2	28		
13	Hughes, Clayton	g	0-1	0-0	0-0	0	0	0	0	0	0	1	0	0	4		
20	Huenermann, Daniel	g	0-0	0-0	0-0	0	0	0	0	0	0	0	0	0	2		
24	Deady, Matt	g	0-0	0-0	0-0	0	0	0	1	0	0	0	0	0	2		
41	Rickman, Emondre	g	1-3	0-0	0-0	0	2	2	3	2	2	1	0	0	16		
Team						1	1	2		2							
Totals			29-49	17-26	15-18	5	22	27	24	90	15	19	2	9	200		

FG % 1st Half: 16-27 59.3% 2nd half: 13-22 59.1% Game: 29-49 59.2% Deadball Rebounds 1
3FG % 1st Half: 10-15 66.7% 2nd half: 7-11 63.6% Game: 17-26 65.4%
FT % 1st Half: 12-13 92.3% 2nd half: 3-5 60.0% Game: 15-18 83.3%

Indiana 69 • 0-1

#	Player	Total			3-Ptr			Rebounds			PF	TP	A	TO	Blk	Stl	Min
		FG-FGA	FT-FTA	FT-FTA	FG-FGA	FT-FTA	Off	Def	Off	Def							
13	Morgan, Juwan	f	5-10	0-2	3-4	2	0	2	2	13	2	3	1	2	31		
20	Davis, De/Ron	f	6-7	0-0	2-4	2	1	3	4	14	1	3	1	1	21		
02	Newkirk, Josh	g	2-7	1-4	3-4	0	1	1	1	8	1	2	0	2	17		
04	Johnson, Robert	g	2-8	1-5	2-2	0	2	2	2	7	2	4	0	1	36		
11	Green, Devonte	g	0-2	0-1	3-4	1	1	2	2	3	3	2	0	3	25		
00	Jones, Curtis	g	3-6	2-5	3-4	0	2	2	2	11	0	1	0	1	21		
01	Durham, Aljami	g	1-3	0-1	4-5	0	2	2	1	6	2	1	0	0	19		
03	Smith, Justin	g	1-1	0-0	0-0	0	1	1	2	2	0	2	0	0	13		
15	McRoberts, Zach	g	0-0	0-0	0-0	0	2	2	0	0	1	1	0	0	2		
21	McSwain Jr., Freddie	g	1-1	0-0	3-6	3	5	8	2	5	0	0	1	0	15		
Team						0	0	0		0							
Totals			21-45	4-18	23-33	8	17	25	18	69	12	19	3	10	200		

FG % 1st Half: 11-28 39.3% 2nd half: 10-17 58.8% Game: 21-45 46.7% Deadball Rebounds 4
3FG % 1st Half: 1-10 10.0% 2nd half: 3-8 37.5% Game: 4-18 22.2%
FT % 1st Half: 10-13 76.9% 2nd half: 13-20 65.0% Game: 23-33 69.7%

Officials: Terry Wymer, Terry Oglesby, Scott Swille
Technical fouls: Indiana State-None. Indiana-None.
Attendance: 17222
2017 Hoosier Tip-Off Classic

Score by periods	1st	2nd	Total
Indiana State	54	36	90
Indiana	33	36	69

	In	Off	2nd	Fast	Bench
Points	Paint	T/O	Chance	Break	
IND	16	34	9	7	13
IND	32	11	9	6	24

Last FG - INS 2nd-05:01, IND 2nd-00:29
Largest lead - INS by 30 2nd-14:31, IND by 1 1st-17:45.
INS led for 39:05. IND led for 00:14. Game was tied for 00:41.



Official Basketball Box Score -- Game Totals -- Final Statistics
Howard vs Indiana
11/12/17 8:00pm at Simon Skjodt Assembly Hall



Howard 77 • 0-2

#	Player	Total			3-Ptr			Rebounds			PF	TP	A	TO	Blk	Stl	Min
		FG-FGA	FT-FTA	FT-FTA	FG-FGA	FT-FTA	Off	Def	Off	Def							
05	HALL, Marcus	f	0-0	0-0	0-0	1	1	2	0	0	0	0	0	0	0	7	
23	WILLIAMS, Charles	f	4-15	1-9	0-1	1	1	2	5	9	0	4	0	0	25		
13	JONES, Jalen	f	1-1	0-0	0-0	2	3	5	1	2	0	3	1	0	19		
00	MINGO, Dalique	g	0-0	0-0	0-0	0	0	0	1	0	1	0	0	9			
02	COLE, RJ	g	8-22	5-8	6-6	1	1	2	4	27	8	1	0	1	39		
01	TEASE, Kai	g	3-7	3-4	0-0	0	2	2	3	9	0	3	0	1	18		
03	GARVEY, Nate	g	1-3	1-2	0-0	0	0	0	1	3	0	0	0	0	6		
10	COUSINS, Zion	g	3-6	0-0	1-1	2	8	10	2	7	1	0	1	1	30		
11	FOSTER, Kyle	g	3-13	3-11	7-8	0	5	5	1	16	2	1	0	1	24		
22	DOSUNMU, Ibrahim	g	0-0	0-0	0-0	0	0	0	0	0	0	0	0	0	0+		
25	LEWIS, Cameron	g	2-3	0-0	0-0	4	5	9	4	4	1	0	2	2	23		
Team						2	0	2	1								
Totals			25-70	13-34	14-16	13	26	39	23	77	13	12	4	6	200		

FG % 1st Half: 10-30 33.3% 2nd half: 15-40 37.5% Game: 25-70 35.7% Deadball Rebounds 1
3FG % 1st Half: 5-14 35.7% 2nd half: 8-20 40.0% Game: 13-34 38.2%
FT % 1st Half: 2-2 100.0% 2nd half: 12-14 85.7% Game: 14-16 87.5%

Indiana 86 • 1-1

#	Player	Total			3-Ptr			Rebounds			PF	TP	A	TO	Blk	Stl	Min
		FG-FGA	FT-FTA	FT-FTA	FG-FGA	FT-FTA	Off	Def	Off	Def							
13	Morgan, Juwan	f	0-0	0-0	0-0	1	1	2	0	0	0	0	0	0	5		
20	Davis, De/Ron	f	7-9	0-0	3-10	1	5	6	0	17	3	0	3	1	29		
02	Newkirk, Josh	g	2-9	1-7	4-4	0	2	2	2	9	7	2	0	0	28		
04	Johnson, Robert	g	5-8	2-4	2-6	0	4	4	3	14	4	1	0	1	31		
11	Green, Devonte	g	3-6	1-3	0-0	0	3	3	4	7	3	3	0	0	19		
00	Jones, Curtis	g	1-3	1-3	0-0	0	2	2	0	3	2	1	0	0	13		
01	Durham, Aljami	g	5-9	3-5	3-5	0	3	3	3	16	3	1	0	0	30		
03	Smith, Justin	g	8-12	0-0	0-0	3	9	12	0	16	2	2	2	0	27		
21	McSwain Jr., Freddie	g	2-3	0-0	0-4	5	2	7	1	4	0	1	1	0	12		
22	Moore, Clifton	g	0-2	0-0	0-0	1	0	1	0	0	1	1	2	0	6		
Team						1	1	2									
Totals			33-61	8-22	12-29	12	32	44	13	86	25	12	8	2	200		

FG % 1st Half: 14-28 50.0% 2nd half: 19-33 57.6% Game: 33-61 54.1% Deadball Rebounds 7.1
3FG % 1st Half: 5-11 45.5% 2nd half: 3-11 27.3% Game: 8-22 36.4%
FT % 1st Half: 4-14 28.6% 2nd half: 8-15 53.3% Game: 12-29 41.4%

Officials: Lamont Simpson, Tom Eades, Edwin Young
Technical fouls: Howard-TEAM 2. Indiana-None.
Attendance: 17222
2017 Hoosier Tip-Off Classic

Score by periods	1st	2nd	Total
Howard	27	50	77
Indiana	37	49	86

	In	Off	2nd	Fast	Bench
Points	Paint	T/O	Chance	Break	
HOWARD	18	12	11	5	39
IND	48	12	12	14	39

Last FG - HOWARD 2nd-00:13, IND 2nd-00:54.
Largest lead - HOWARD by 1 1st-15:47, IND by 18 2nd-17:11.
HOWARD led for 01:52. IND led for 36:46. Game was tied for 01:22.



Official Basketball Box Score -- Game Totals -- Final Statistics
Indiana vs Seton Hall
11/15/17 6:30 p.m. at Prudential Center (Newark, N.J.)



Indiana 68 • 1-2

#	Player	Total			3-Ptr			Rebounds			PF	TP	A	TO	Blk	Stl	Min
		FG-FGA	FT-FTA	FT-FTA	FG-FGA	FT-FTA	Off	Def	Off	Def							
03	Smith, Justin	f	5-11	0-1	0-0	3	1	4	2	10	1	4	0	0	31		
20	Davis, De/Ron	f	2-3	0-0	0-0	1	0	1	5	4	0	0	0	1	15		
01	Durham, Aljami	g	4-6	0-1	2-2	0	0	0	3	10	1	0	0	1	29		
02	Newkirk, Josh	g	3-3	2-2	0-0	0	1	1	4	8	3	4	0	0	20		
04	Johnson, Robert	g	5-10	0-3	2-3	1	4	5	3	12	3	3	0	1	34		
00	Jones, Curtis	g	0-2	0-0	0-0	0	1	1	0	0	0	0	1	0	6		
11	Green, Devonte	g	6-14	4-9	0-0	0	3	3	1	16	2	2	0	1	31		
13	Morgan, Juwan	g	2-6	0-2	4-7	1	6	7	3	8	1	3	0	1	28		
15	McRoberts, Zach	g	0-0	0-0	0-0	0	0	0	1	0	0	0	0	0	0+		
21	McSwain Jr., Freddie	g	0-0	0-0	0-0	1	0	1	3	0	0	2	0	1	6		
Team						2	2	4									
Totals			27-55	6-18	8-12	9	18	27	25	68	11	18	1	6	200		



Official Basketball Box Score -- Game Totals -- Final Statistics
Arkansas State vs Indiana
11/22/17 7:00pm at Simon Skjodt Assembly Hall



Arkansas State 70 • 2-3

#	Player	Total			3-Ptr			Rebounds			PF	TP	A	TO	Blk	Stl	Min
		FG-FGA	FG-FGA	FT-FTA	FG-FGA	FG-FGA	FT-FTA	Off	Def	Tot							
04	Walley, Tristin	4-13	2-6	2-2	3	3	6	0	12	0	2	0	1	24			
32	Bruce, Tamas	3-8	0-0	0-1	1	2	3	5	6	1	2	1	1	25			
00	Cockfield, Ty	4-11	0-1	1-2	1	2	3	2	9	4	4	0	0	31			
01	Lindsey, Rashad	2-7	0-0	0-0	1	4	5	2	4	1	0	1	0	28			
12	Kern, Connor	1-3	1-3	0-0	1	2	3	2	3	1	0	1	0	21			
03	Eaton, Marquis	0-0	0-0	0-0	0	0	0	0	0	0	0	0	0	2			
05	Foster, C.J.	0-1	0-1	0-0	0	2	2	1	0	0	1	0	0	9			
10	Gillard, Grantham	3-6	3-6	0-0	0	2	2	3	9	1	0	0	1	19			
15	Scoggins, Jake	2-2	0-0	0-0	0	3	3	4	4	0	0	0	0	10			
23	Simms, Deven	7-11	1-2	6-8	1	3	4	2	21	1	1	0	0	28			
25	Fritz, Shaquillo	0-0	0-0	2-2	0	0	0	1	2	0	0	0	0	2			
33	Riley, Andrew	0-0	0-0	0-0	0	0	0	0	0	0	0	0	0	1			
Team					2	0	2										
Totals		26-62	7-19	11-15	10	23	33	22	70	12	11	2	4	200			
FG % 1st Half: 11-25 44.0%		2nd half: 15-37 40.5%		Game: 26-62 41.9%		Deadball Rebounds: 0											
3FG % 1st Half: 3-9 33.3%		2nd half: 4-10 40.0%		Game: 7-19 36.8%													
FT % 1st Half: 8-10 80.0%		2nd half: 3-5 60.0%		Game: 11-15 73.3%													

Indiana 87 • 3-2

#	Player	Total			3-Ptr			Rebounds			PF	TP	A	TO	Blk	Stl	Min
		FG-FGA	FG-FGA	FT-FTA	FG-FGA	FG-FGA	FT-FTA	Off	Def	Tot							
13	Morgan, Juwan	9-11	0-0	10-10	3	5	8	1	28	2	0	2	0	33			
20	Davis, DeRon	4-8	0-0	2-3	1	5	6	3	10	2	2	3	1	23			
02	Newkirk, Josh	3-4	0-1	0-0	0	0	0	2	6	2	0	0	0	31			
04	Johnson, Robert	4-12	1-6	1-2	0	8	8	2	10	2	1	0	0	32			
11	Green, Devonte	4-10	3-4	1-2	0	1	1	1	12	3	2	0	2	27			
00	Jones, Curtis	2-7	0-5	0-0	0	2	2	0	4	0	0	1	0	13			
01	Aljami Durham	3-6	1-2	0-0	1	2	3	0	7	3	0	1	1	26			
03	Smith, Justin	2-2	0-0	0-0	1	1	2	4	4	1	0	0	0	12			
21	McSwain Jr., Freddie	2-6	0-0	2-4	6	4	10	0	6	0	3	2	1	12			
Team					1	2	3										
Totals		33-66	5-18	16-21	13	30	43	13	87	15	8	9	5	200			
FG % 1st Half: 18-35 51.4%		2nd half: 15-31 48.4%		Game: 33-66 50.0%		Deadball Rebounds: 2											
3FG % 1st Half: 4-11 36.4%		2nd half: 1-7 14.3%		Game: 5-18 27.8%													
FT % 1st Half: 7-9 77.8%		2nd half: 9-12 75.0%		Game: 16-21 76.2%													

Officials: Tom Eades, Chris Beaver, Courtney Green
Technical fouls: Arkansas State-None. Indiana-None.
Attendance: 12646
Hoosier Tip-Off Classic

Score by periods	1st	2nd	Total
Arkansas State	33	37	70
Indiana	47	40	87

Last FG - ASU 2nd-01.03, IND 2nd-01.19.
Largest lead - ASU by 5 1st-13:21, IND by 20 2nd-01.19.
ASU led for 05:46. IND led for 29:55. Game was tied for 04:19.

Points	In	Off	2nd	Fast	Bench
ASU	38	0	13	4	36
IND	50	15	13	9	21

Score tied - 6 times.
Lead changed - 3 times.



Official Basketball Box Score -- Game Totals -- Final Statistics
Eastern Michigan vs Indiana
11/24/17 4:31pm at Simon Skjodt Assembly Hall



Eastern Michigan 67 • 4-1

#	Player	Total			3-Ptr			Rebounds			PF	TP	A	TO	Blk	Stl	Min
		FG-FGA	FG-FGA	FT-FTA	FG-FGA	FG-FGA	FT-FTA	Off	Def	Tot							
04	HARRIS, Terry	0-1	0-1	0-0	0	0	0	1	0	1	0	0	0	13			
05	MINNIE, Elijah	6-17	5-11	3-3	2	5	7	4	20	1	4	1	1	33			
02	THOMPSON IV, James	4-10	0-0	2-4	3	5	8	4	10	0	1	1	2	36			
01	BOND, Tim	4-6	1-1	0-0	1	2	3	2	9	3	1	0	1	24			
03	JACKSON, Paul	2-8	0-3	8-12	1	2	3	4	12	5	3	0	1	29			
00	ELLISON, Malik	1-1	0-0	0-0	0	0	0	0	2	0	0	0	0	3			
15	NOBLES, Jordan	1-1	1-1	0-0	0	1	0	3	0	0	0	0	0	17			
20	JONES, Bud	0-0	0-0	0-0	0	0	0	0	0	0	0	0	0	2			
21	MCADOO, Kevin	2-5	1-3	1-2	0	0	0	0	6	0	0	0	0	10			
30	KING, Jalen	0-0	0-0	0-0	0	0	0	2	0	0	0	0	0	4			
32	GROCE, Ty	2-3	1-1	0-0	2	2	4	2	5	2	1	1	1	26			
00	GREEN, Isaiiah	0-0	0-0	0-0	0	0	0	0	0	0	0	0	0	3			
Team					2	1	3										
Totals		22-52	9-21	14-21	11	18	29	19	67	12	10	4	5	200			
FG % 1st Half: 12-27 44.4%		2nd half: 10-25 40.0%		Game: 22-52 42.3%		Deadball Rebounds: 2											
3FG % 1st Half: 7-11 63.6%		2nd half: 2-10 20.0%		Game: 9-21 42.9%													
FT % 1st Half: 6-7 85.7%		2nd half: 8-14 57.1%		Game: 14-21 66.7%													

Indiana 87 • 4-2

#	Player	Total			3-Ptr			Rebounds			PF	TP	A	TO	Blk	Stl	Min
		FG-FGA	FG-FGA	FT-FTA	FG-FGA	FG-FGA	FT-FTA	Off	Def	Tot							
13	Morgan, Juwan	3-6	0-1	1-2	2	2	4	2	7	2	0	2	1	26			
20	Davis, DeRon	4-4	0-0	3-3	1	3	4	11	2	1	0	1	1	13			
02	Newkirk, Josh	6-10	5-6	0-0	0	3	3	2	17	4	1	1	2	31			
04	Johnson, Robert	6-8	4-6	2-2	0	2	2	0	18	2	1	0	0	32			
11	Green, Devonte	2-5	1-4	0-0	0	3	3	2	5	1	2	0	1	12			
00	Jones, Curtis	0-2	0-1	0-0	0	0	0	0	0	0	0	0	1	7			
01	Aljami Durham	2-6	1-2	1-3	1	1	2	1	6	5	0	0	0	30			
03	Smith, Justin	2-6	0-0	2-2	2	3	5	0	6	0	0	0	0	12			
15	McRoberts, Zach	2-4	0-0	0-0	2	1	3	1	4	1	1	0	0	8			
21	McSwain Jr., Freddie	3-6	0-0	4-6	4	5	9	3	10	1	2	1	0	23			
30	Hartman, Collin	1-1	1-1	0-0	0	1	1	3	3	1	0	0	0	6			
Team					1	0	1										
Totals		31-58	12-21	13-18	13	24	37	18	87	19	8	4	7	200			
FG % 1st Half: 15-31 48.4%		2nd half: 16-27 59.3%		Game: 31-58 53.4%		Deadball Rebounds: 2											
3FG % 1st Half: 7-14 50.0%		2nd half: 5-7 71.4%		Game: 12-21 57.1%													
FT % 1st Half: 5-8 62.5%		2nd half: 8-10 80.0%		Game: 13-18 72.2%													

Officials: Larry Scrotto, Rob Riley, John Floyd
Technical fouls: Eastern Michigan-None. Indiana-None.
Attendance: 12024
Hoosier Tip-Off Classic

Score by periods	1st	2nd	Total
Eastern Michigan	37	30	67
Indiana	42	45	87

Last FG - EMU 2nd-00:30, IND 2nd-00:59.
Largest lead - EMU by 4 1st-14:21, IND by 22 2nd-00:59.
EMU led for 02:29. IND led for 36:27. Game was tied for 00:50.

Points	In	Off	2nd	Fast	Bench
EMU	20	11	13	2	16
IND	34	10	14	4	29

Score tied - 3 times.
Lead changed - 4 times.



Official Basketball Box Score -- Game Totals -- Final Statistics
Duke vs Indiana
11/29/17 9:30pm at Simon Skjodt Assembly Hall



Duke 91 • 9-0

#	Player	Total			3-Ptr			Rebounds			PF	TP	A	TO	Blk	Stl	Min
		FG-FGA	FG-FGA	FT-FTA	FG-FGA	FG-FGA	FT-FTA	Off	Def	Tot							
34	Wendell Carter Jr.	7-9	0-0	4-6	5	7	12	5	18	0	3	2	1	24			
35	Marvin Bagley III	10-15	0-2	3-4	2	8	10	3	23	3	3	0	1	38			
01	Trevon Duval	5-11	1-3	4-7	1	1	2	3	15	6	0	0	1	38			
02	Gary Trent Jr.	2-9	0-6	5-5	1	2	3	3	9	2	1	0	1	34			
03	Grayson Allen	7-12	2-6	5-5	0	2	2	2	21	4	1	0	1	40			
12	Javin DeLaurier	1-1	0-0	0-0	0	1	1	2	2	0	0	0	0	10			
15	Alex O'Connell	1-3	0-0	0-0	0	0	0	0	2	0	0	0	0	7			
20	Marques Bolden	0-0	0-0	1-2	0	0	0	4	1	0	0	1	2	9			
41	Jack White	0-0	0-0	0-0	0	0	0	0	0	0	0	0	0	0+			
Team					3	0	3										
Totals		33-60	3-17	22-29	12	21	33	22	91	15	8	3	7	200			
FG % 1st Half: 18-33 54.5%		2nd half: 15-27 55.6%		Game: 33-60 55.0%		Deadball Rebounds: 4											
3FG % 1st Half: 2-10 20.0%		2nd half: 1-7 14.3%		Game: 3-17 17.6%													
FT % 1st Half: 4-6 66.7%		2nd half: 18-23 78.3%		Game: 22-29 75.9%													



Official Basketball Box Score -- Game Totals -- Final Statistics
Iowa vs Indiana
12/04/17 8:00pm at Simon Skjodt Assembly Hall



Iowa 64 • 4-5, 0-2

#	Player	Total			3-Ptr			Rebounds			PF	TP	A	TO	Blk	Stl	Min
		FG-FGA	FG-FGA	FT-FTA	Off	Def	Tot	Off	Def	Tot							
02	Nunge, Jack	f	4-8	2-4	2-2	1	5	6	3	12	1	0	1	1	1	26	
05	Cook, Tyler	f	4-8	1-1	0-0	4	1	5	3	9	0	3	0	1	1	14	
55	Garza, Luka	f	3-4	0-0	0-2	1	2	3	2	6	1	1	0	0	0	15	
03	Bohannon, Jordan	g	2-8	2-6	1-2	0	4	4	1	7	4	5	0	0	0	29	
04	Moss, Isaiah	g	1-5	0-1	0-0	0	4	4	0	2	1	2	0	0	0	17	
00	Wagner, Ahmad	g	2-8	0-1	0-0	4	0	4	4	4	0	1	0	1	0	20	
01	Dailey, Maishe	f	1-7	1-4	0-0	0	5	5	0	3	4	0	0	0	0	21	
24	Ellingson, Brady	f	6-9	3-4	1-2	0	1	1	1	16	4	0	1	1	24		
25	Uhl, Dom	g	0-1	0-0	0-0	0	0	0	0	0	0	1	0	0	2		
35	Pemsl, Cordell	f	1-4	0-0	0-1	0	2	2	2	1	2	1	1	1	18		
51	Baer, Nicholas	f	1-3	1-3	0-0	0	3	3	4	3	1	3	3	1	14		
	Team					4	1	5									
Totals			25-65	10-24	4-9	14	28	42	20	64	17	18	6	6	200		

FG % 1st Half: 9-31 29.0% 2nd half: 16-34 47.1% Game: 25-65 38.5% Deadball Rebounds 0
3FG % 1st Half: 6-14 42.9% 2nd half: 4-10 40.0% Game: 10-24 41.7%
FT % 1st Half: 2-5 40.0% 2nd half: 2-4 50.0% Game: 4-9 44.4%

Indiana 77 • 5-4, 1-1

#	Player	Total			3-Ptr			Rebounds			PF	TP	A	TO	Blk	Stl	Min
		FG-FGA	FG-FGA	FT-FTA	Off	Def	Tot	Off	Def	Tot							
13	Morgan, Juwan	f	6-9	0-1	3-4	4	6	10	3	15	0	1	1	2	29		
20	Davis, DeRon	f	5-11	0-0	3-9	4	2	6	0	13	1	2	4	2	18		
01	Aljami Durham	g	3-7	1-3	0-0	1	1	2	3	7	0	1	0	1	22		
02	Newkirk, Josh	g	2-5	1-1	1-2	2	5	7	0	6	1	1	0	2	28		
04	Johnson, Robert	g	2-9	1-6	4-4	0	7	7	1	9	3	2	0	1	32		
03	Smith, Justin	g	0-4	0-0	0-0	1	1	2	0	0	1	1	1	0	7		
10	Jager, Johnny	g	0-0	0-0	0-0	0	0	0	0	0	0	0	0	0	1		
11	Green, Devonte	g	4-8	2-4	2-2	1	1	2	2	12	4	2	0	1	25		
15	McRoberts, Zach	g	1-2	0-0	0-0	1	1	2	2	2	1	0	0	1	12		
21	McSwain Jr., Freddie	f	0-1	0-0	0-0	0	2	2	0	1	0	0	0	0	4		
22	Moore, Clifton	f	0-1	0-0	0-0	0	0	0	1	0	0	0	0	0	2		
30	Hartman, Collin	f	4-9	3-6	2-2	0	5	5	2	13	2	0	0	1	20		
35	Priller, Tim	f	0-0	0-0	0-0	0	0	0	0	0	0	0	0	0	0+		
	Team					2	0	2									
Totals			27-66	8-21	15-23	16	31	47	16	77	14	10	6	11	200		

FG % 1st Half: 14-33 42.4% 2nd half: 13-33 39.4% Game: 27-66 40.9% Deadball Rebounds 3
3FG % 1st Half: 5-13 38.5% 2nd half: 3-8 37.5% Game: 8-21 38.1%
FT % 1st Half: 8-11 72.7% 2nd half: 7-12 58.3% Game: 15-23 65.2%

Officials: Bo Boroski, Gene Steratore, Keith Kimble
Technical fouls: Iowa-None. Indiana-None.
Attendance: 17222

Score by periods	1st	2nd	Total
Iowa	26	38	64
Indiana	41	36	77

	In	Off	2nd	Fast
Points	Paint	T/O	Chance	Break
IOWA	26	10	12	7
IND	36	22	12	15

Last FG - IOWA 2nd-00:19, IND 2nd-03:06.
Largest lead - IOWA by 3 1st-19:41, IND by 22 2nd-03:06.
IOWA led for 04:06, IND led for 34:52. Game was tied for 01:02.

Score tied - 3 times.
Lead changed - 9 times.



Official Basketball Box Score -- Game Totals -- Final Statistics
Indiana vs Louisville
12/9/17 2:05PM at KFC Yum! Center, Louisville, KY



Indiana 62 • 5-5

#	Player	Total			3-Ptr			Rebounds			PF	TP	A	TO	Blk	Stl	Min
		FG-FGA	FG-FGA	FT-FTA	Off	Def	Tot	Off	Def	Tot							
13	Morgan, Juwan	f	7-12	1-2	2-5	3	6	9	3	17	0	0	0	0	0	23	
20	Davis, DeRon	f	5-7	0-0	4-6	3	4	7	3	14	0	0	3	0	23		
01	Durham, Aljami	g	0-3	0-1	2-2	0	4	4	1	2	3	5	0	1	24		
02	Newkirk, Josh	g	4-12	2-8	3-4	3	3	6	3	13	4	4	0	0	32		
04	Johnson, Robert	g	0-6	0-4	0-0	0	2	2	3	0	0	1	0	1	35		
03	Smith, Justin	g	0-1	0-0	2-2	0	1	1	1	2	0	0	0	0	8		
11	Green, Devonte	g	2-6	1-4	0-0	0	0	0	0	5	1	0	0	0	13		
15	McRoberts, Zach	g	1-2	0-1	0-0	2	0	2	1	2	1	2	0	3	15		
21	McSwain Jr., Freddie	f	1-1	0-0	0-0	0	2	2	1	2	0	1	1	0	9		
30	Hartman, Collin	f	2-5	1-3	0-0	1	1	2	1	5	0	2	0	0	18		
	Team					0	2	2									
Totals			22-55	5-23	13-19	12	25	37	17	62	9	15	4	5	200		

FG % 1st Half: 12-27 44.4% 2nd half: 10-28 35.7% Game: 22-55 40.0% Deadball Rebounds 2
3FG % 1st Half: 5-11 45.5% 2nd half: 0-12 0.0% Game: 5-23 21.7%
FT % 1st Half: 7-9 77.8% 2nd half: 6-10 60.0% Game: 13-19 68.4%

Louisville 71 • 6-2

#	Player	Total			3-Ptr			Rebounds			PF	TP	A	TO	Blk	Stl	Min
		FG-FGA	FG-FGA	FT-FTA	Off	Def	Tot	Off	Def	Tot							
13	SPALDING, Ray	f	4-8	1-2	1-2	6	8	14	3	10	2	0	5	0	30		
22	ADEL, Deng	f	6-15	4-8	0-0	0	1	1	0	16	1	3	0	1	33		
14	MAHMOUD, Anas	c	4-7	0-0	2-2	2	5	7	5	10	0	2	0	1	20		
00	KING, VJ	g	3-8	0-2	1-3	2	0	2	1	7	0	2	0	3	32		
04	SNIDER, Quentin	g	4-10	0-3	5-5	0	2	2	1	13	5	1	0	0	33		
02	PERRY, Darius	f	0-1	0-1	0-0	1	1	2	2	0	2	0	0	0	12		
05	WILLIAMS, Malik	f	3-4	3-4	0-0	0	4	4	1	9	0	0	0	0	12		
24	SUTTON, Dwayne	f	1-4	0-2	0-0	0	3	3	1	2	0	2	0	1	14		
30	McMAHON, Ryan	f	1-4	1-4	1-2	0	1	1	2	4	3	1	0	2	11		
33	NWORA, Jordan	f	0-0	0-0	0-0	0	0	0	0	0	0	1	0	0	3		
	Team					1	0	1									
Totals			26-61	9-26	10-14	12	25	37	16	71	13	12	5	8	200		

FG % 1st Half: 13-30 43.3% 2nd half: 13-31 41.9% Game: 26-61 42.6% Deadball Rebounds 2
3FG % 1st Half: 6-17 35.3% 2nd half: 3-9 33.3% Game: 9-26 34.6%
FT % 1st Half: 3-3 100.0% 2nd half: 7-11 63.6% Game: 10-14 71.4%

Officials: Ted Valentine, Mike Eades, Terry Wymmer
Technical fouls: Indiana-None. Louisville-None.
Attendance: 20030

Score by periods	1st	2nd	Total
Indiana	36	26	62
Louisville	35	36	71

	In	Off	2nd	Fast
Points	Paint	T/O	Chance	Break
IND	32	9	18	0
LOU	30	17	13	7

Last FG - IND 2nd-03:37, LOU 2nd-00:29.
Largest lead - IND by 10 1st-15:10, LOU by 9 2nd-00:16.
IND led for 19:53, LOU led for 17:20. Game was tied for 02:47.

Score tied - 2 times.
Lead changed - 5 times.



2017-18 Indiana Basketball
Indiana Combined Team Statistics (as of Dec 09, 2017)
All games



RECORD:	OVERALL	HOME	AWAY	NEUTRAL
ALL GAMES	5-5	5-2	0-3	0-0
CONFERENCE	1-1	1-0	0-1	0-0
NON-CONFERENCE	4-4	4-2	0-2	0-0

##	Player	gp-gs	min	avg	Total		3-Point		F-Throw		Rebounds				pf	dq	a	to	blk	stl	pts	avg
					fg-fga	fg%	3fg-fga	3fg%	ft-fa	ft%	off	def	tot	avg								
13	Morgan, Juwan	10-9	265	26.5	49-84	.583	2-12	.167	41-55	.745	29	37	66	6.6	24	0	8	11	13	9	141	14.1
20	Davis, DeRon	10-10	206	20.6	46-70	.657	0-0	.000	23-48	.479	18	26	44	4.4	29	1	12	9	15	9	115	11.5
04	Johnson, Robert	10-10	329	32.9	41-93	.441	13-43	.302	19-25	.760	1	41	42	4.2	23	1	21	21	2	5	114	11.4
02	Newkirk, Josh	10-10	247	24.7	28-67	.418	14-36	.389	12-16	.750	5	19	24	2.4	18	0	28	19	2	6	82	8.2
11	Green, Devonte	10-5	230	23.0	29-74	.392	13-38	.342	9-13	.692	3	16	19	1.9	15	0	25	20	0	10	80	8.0
01	Durham, Aljami	10-5	257	25.7	24-53	.453	8-22	.364	17-26	.654	3	21	24	2.4	20	0	22	10	1	6	73	7.3
30	Hartman, Collin	5-0	80	16.0	12-25	.480	6-15	.400	4-5	.800	5	14	19	3.8	12	0	4	2	1	1	34	6.8
03	Smith, Justin	10-1	129	12.9	19-41	.463	0-1	.000	6-6	1.000	14	21	35	3.5	12	0	5	10	4	1	44	4.4
00	Jones, Curtis	7-0	80	11.4	7-26	.269	4-18	.222	3-4	.750	1	8	9	1.3	2	0	3	2	2	3	21	3.0
21	McSwain Jr., Freddie	10-0	106	10.6	10-25	.400	0-0	.000	10-22	.455	20	23	43	4.3	16	0	3	11	7	3	30	3.0
15	McRoberts, Zach	7-0	55	7.9	4-8	.500	0-1	.000	0-0	.000	5	7	12	1.7	5	0	4	4	0	5	8	1.1
22	Moore, Clifton	3-0	15	5.0	0-3	.000	0-0	.000	0-0	.000	1	1	2	0.7	1	0	1	1	3	0	0	0.0
35	Priller, Tim	1-0	0	0.0	0-0	.000	0-0	.000	0-0	.000	0	0	0	0.0	0	0	0	0	0	0	0	0.0
10	Jager, Johnny	1-0	1	1.0	0-0	.000	0-0	.000	0-0	.000	0	0	0	0.0	0	0	0	0	0	0	0	0.0
Team											11	8	19		1		2					
Total.....		10	2000		269-569	.473	60-186	.323	144-220	.655	116	242	358	35.8	178	2	136	122	50	58	742	74.2
Opponents.....		10	2000		257-573	.449	93-232	.401	129-178	.725	103	231	334	33.4	200	6	136	132	34	64	736	73.6

TEAM STATISTICS	IND	OPP
SCORING	742	736
Points per game	74.2	73.6
Scoring margin	+0.6	-
FIELD GOALS-ATT	269-569	257-573
Field goal pct	.473	.449
3 POINT FG-ATT	60-186	93-232
3-point FG pct	.323	.401
3-pt FG made per game	6.0	9.3
FREE THROWS-ATT	144-220	129-178
Free throw pct	.655	.725
F-Throws made per game	14.4	12.9
REBOUNDS	358	334
Rebounds per game	35.8	33.4
Rebounding margin	+2.4	-
ASSISTS	136	136
Assists per game	13.6	13.6
TURNOVERS	122	132
Turnovers per game	12.2	13.2
Turnover margin	+1.0	-
Assist/turnover ratio	1.1	1.0
STEALS	58	64
Steals per game	5.8	6.4
BLOCKS	50	34
Blocks per game	5.0	3.4
ATTENDANCE	105187	40143
Home games-Avg/Game	7-15027	3-13381
Neutral site-Avg/Game	-	0-0

Date	Opponent	Score	Att.
11/10/17	INDIANA STATE	L 69-90	17222
! 11/12/17	HOWARD	w 86-77	17222
# 11/15/17	at Seton Hall	L 68-84	8452
! 11/19/17	USF	w 70-53	11629
! 11/22/17	ARKANSAS STATE	w 87-70	12646
! 11/24/17	EASTERN MICHIGAN	w 87-67	12024
\$ 11/29/17	DUKE	L 81-91	17222
* 12/02/17	at Michigan	L 55-69	11661
* 12/04/17	IOWA	w 77-64	17222
12/9/17	at Louisville	L 62-71	20030

! = 2017 Hoosier Tip-Off Classic (Bloomington)
= Gavitt Tipoff Games
\$ = Big Ten/ACC Challenge
* = Conference game

Score by Periods	1st	2nd	Totals
Indiana	360	382	742
Opponents	355	381	736



2017-18 Indiana Basketball
 Indiana Combined Team Statistics (as of Dec 09, 2017)
 Conference games only



RECORD:	OVERALL	HOME	AWAY	NEUTRAL
ALL GAMES	1-1	1-0	0-1	0-0
CONFERENCE	1-1	1-0	0-1	0-0
NON-CONFERENCE	0-0	0-0	0-0	0-0

##	Player	gp-gs	min	avg	Total		3-Point		F-Throw		Rebounds				pf	dq	a	to	blk	stl	pts	avg
					fg-fga	fg%	3fg-fga	3fg%	ft-fa	ft%	off	def	tot	avg								
13	Morgan, Juwan	2-2	61	30.5	15-23	.652	0-2	.000	9-13	.692	7	11	18	9.0	6	0	1	2	2	2	39	19.5
11	Green, Devonte	2-0	50	25.0	7-15	.467	2-6	.333	3-4	.750	1	3	4	2.0	2	0	7	4	0	2	19	9.5
20	Davis, De'Ron	2-2	36	18.0	7-18	.389	0-0	.000	3-9	.333	5	2	7	3.5	3	0	3	2	4	3	17	8.5
04	Johnson, Robert	2-2	61	30.5	4-13	.308	1-6	.167	6-6	1.000	0	11	11	5.5	3	0	3	5	0	1	15	7.5
30	Hartman, Collin	2-0	40	20.0	5-13	.385	3-8	.375	2-3	.667	1	12	13	6.5	5	0	2	0	1	1	15	7.5
02	Newkirk, Josh	2-2	56	28.0	5-13	.385	2-2	1.000	1-2	.500	2	6	8	4.0	1	0	2	2	0	2	13	6.5
01	Durham, Aljami	2-2	45	22.5	5-11	.455	2-4	.500	0-0	.000	1	4	5	2.5	5	0	0	2	0	2	12	6.0
15	McRoberts, Zach	2-0	24	12.0	1-2	.500	0-0	.000	0-0	.000	1	2	3	1.5	2	0	1	0	0	2	2	1.0
22	Moore, Clifton	1-0	2	2.0	0-1	.000	0-0	.000	0-0	.000	0	0	0	0.0	1	0	0	0	0	0	0	0.0
10	Jager, Johnny	1-0	1	1.0	0-0	.000	0-0	.000	0-0	.000	0	0	0	0.0	0	0	0	0	0	0	0	0.0
35	Priller, Tim	1-0	0	0.0	0-0	.000	0-0	.000	0-0	.000	0	0	0	0.0	0	0	0	0	0	0	0	0.0
21	McSwain Jr., Freddie	2-0	10	5.0	0-5	.000	0-0	.000	0-0	.000	0	4	4	2.0	2	0	1	1	0	0	0	0.0
03	Smith, Justin	2-0	11	5.5	0-5	.000	0-0	.000	0-0	.000	2	1	3	1.5	0	0	1	2	1	0	0	0.0
00	Jones, Curtis	1-0	3	3.0	0-2	.000	0-0	.000	0-0	.000	0	0	0	0.0	0	0	0	0	0	0	0	0.0
Team											3	0	3				1					
Total.....		2	400		49-121	.405	10-28	.357	24-37	.649	23	56	79	39.5	30	0	21	21	8	15	132	66.0
Opponents.....		2	400		51-120	.425	21-55	.382	10-19	.526	18	58	76	38.0	35	0	33	28	9	11	133	66.5

TEAM STATISTICS	IND	OPP
SCORING	132	133
Points per game	66.0	66.5
Scoring margin	-0.5	-
FIELD GOALS-ATT	49-121	51-120
Field goal pct	.405	.425
3 POINT FG-ATT	10-28	21-55
3-point FG pct	.357	.382
3-pt FG made per game	5.0	10.5
FREE THROWS-ATT	24-37	10-19
Free throw pct	.649	.526
F-Throws made per game	12.0	5.0
REBOUNDS	79	76
Rebounds per game	39.5	38.0
Rebounding margin	+1.5	-
ASSISTS	21	33
Assists per game	10.5	16.5
TURNOVERS	21	28
Turnovers per game	10.5	14.0
Turnover margin	+3.5	-
Assist/turnover ratio	1.0	1.2
STEALS	15	11
Steals per game	7.5	5.5
BLOCKS	8	9
Blocks per game	4.0	4.5
ATTENDANCE	17222	11661
Home games-Avg/Game	1-17222	1-11661
Neutral site-Avg/Game	-	0-0

Date	Opponent	Score	Att.
* 12/02/17	at Michigan	L 55-69	11661
* 12/04/17	IOWA	w 77-64	17222

! = 2017 Hoosier Tip-Off Classic (Bloomington)
 # = Gavitt Tipoff Games
 \$ = Big Ten/ACC Challenge
 * = Conference game

Score by Periods	1st	2nd	Totals
Indiana	62	70	132
Opponents	60	73	133



2017-18 Indiana Basketball
Indiana Individual Game-by-Game (as of Dec 09, 2017)
All games



#01 Durham, Aljami

Opponent	Date	gs	min	Total		3-Pointers		Free throws		Rebounds				pf	a	t/o	blk	stl	pts	avg	
				fg-fga	pct	3fg-fga	pct	ft-fa	pct	off	def	tot	avg								
INDIANA STATE	11/10/17		19	1-3	.333	0-1	.000	4-5	.800	0	2	2	2.0	1	2	1	0	0	6	6.0	
HOWARD	11/12/17		30	5-9	.556	3-5	.600	3-5	.600	0	3	3	2.5	3	3	1	0	0	16	11.0	
at Seton Hall	11/15/17	*	29	4-6	.667	0-1	.000	2-2	1.000	0	0	0	1.7	3	1	0	0	1	10	10.7	
USF	11/19/17		31	2-5	.400	0-3	.000	5-7	.714	0	5	5	2.5	4	4	0	0	1	9	10.3	
ARKANSAS STATE	11/22/17		28	3-6	.500	1-2	.500	0-0	.000	1	2	3	2.6	0	3	0	1	1	7	9.6	
EASTERN MICHIGAN	11/24/17		30	2-6	.333	1-2	.500	1-3	.333	1	1	2	2.5	1	5	0	0	0	6	9.0	
DUKE	11/29/17	*	21	2-4	.500	1-3	.333	0-2	.000	0	0	0	2.1	2	1	1	0	0	5	8.4	
at Michigan	12/02/17	*	23	2-4	.500	1-1	1.000	0-0	.000	0	3	3	2.3	2	0	1	0	1	5	8.0	
IOWA	12/04/17	*	22	3-7	.429	1-3	.333	0-0	.000	1	1	2	2.2	3	0	1	0	1	7	7.9	
at Louisville	12/9/17	*	24	0-3	.000	0-1	.000	2-2	1.000	0	4	4	2.4	1	3	5	0	1	2	7.3	
Totals			5	257	24-53	.453	8-22	.364	17-26	.654	3	21	24	2.4	20	22	10	1	6	73	7.3

Games played: 10
Minutes/game: 25.7
Points/game: 7.3
FG Pct: 45.3
3FG Pct: 36.4
FT Pct: 65.4

Rebounds/game: 2.4
Assists/game: 2.2
Turnovers/game: 1.0
Assist/turnover ratio: 2.2
Steals/game: 0.6
Blocks/game: 0.1

#02 Newkirk, Josh

Opponent	Date	gs	min	Total		3-Pointers		Free throws		Rebounds				pf	a	t/o	blk	stl	pts	avg	
				fg-fga	pct	3fg-fga	pct	ft-fa	pct	off	def	tot	avg								
INDIANA STATE	11/10/17	*	17	2-7	.286	1-4	.250	3-4	.750	0	1	1	1.0	1	1	2	0	2	8	8.0	
HOWARD	11/12/17	*	28	2-9	.222	1-7	.143	4-4	1.000	0	2	2	1.5	2	7	2	0	0	9	8.5	
at Seton Hall	11/15/17	*	20	3-3	1.000	2-2	1.000	0-0	.000	0	1	1	1.3	4	3	4	0	0	8	8.3	
USF	11/19/17	*	10	0-2	.000	0-2	.000	0-0	.000	0	1	1	1.3	0	3	1	0	0	0	6.3	
ARKANSAS STATE	11/22/17	*	21	3-4	.750	0-1	.000	0-0	.000	0	0	0	1.0	2	2	0	0	0	6	6.2	
EASTERN MICHIGAN	11/24/17	*	31	6-10	.600	5-6	.833	0-0	.000	0	3	3	1.3	2	4	1	1	2	17	8.0	
DUKE	11/29/17	*	32	3-7	.429	1-4	.250	1-2	.500	0	2	2	1.4	3	2	3	1	0	8	8.0	
at Michigan	12/02/17	*	28	3-8	.375	1-1	1.000	0-0	.000	0	1	1	1.4	1	1	1	0	0	7	7.9	
IOWA	12/04/17	*	28	2-5	.400	1-1	1.000	1-2	.500	2	5	7	2.0	0	1	1	0	2	6	7.7	
at Louisville	12/9/17	*	32	4-12	.333	2-8	.250	3-4	.750	3	3	6	2.4	3	4	4	0	0	13	8.2	
Totals			10	247	28-67	.418	14-36	.389	12-16	.750	5	19	24	2.4	18	28	19	2	6	82	8.2

Games played: 10
Minutes/game: 24.7
Points/game: 8.2
FG Pct: 41.8
3FG Pct: 38.9
FT Pct: 75.0

Rebounds/game: 2.4
Assists/game: 2.8
Turnovers/game: 1.9
Assist/turnover ratio: 1.5
Steals/game: 0.6
Blocks/game: 0.2



2017-18 Indiana Basketball
Indiana Individual Game-by-Game (as of Dec 09, 2017)
All games



#03 Smith, Justin

Opponent	Date	gs	min	Total		3-Pointers		Free throws		Rebounds				pf	a	t/o	blk	stl	pts	avg	
				fg-fga	pct	3fg-fga	pct	ft-fta	pct	off	def	tot	avg								
INDIANA STATE	11/10/17		13	1-1	1.000	0-0	.000	0-0	.000	0	1	1	1.0	2	0	2	0	0	2	2.0	
HOWARD	11/12/17		27	8-12	.667	0-0	.000	0-0	.000	3	9	12	6.5	0	2	2	2	0	16	9.0	
at Seton Hall	11/15/17	*	31	5-11	.455	0-1	.000	0-0	.000	3	1	4	5.7	2	1	4	0	0	10	9.3	
USF	11/19/17		13	1-2	.500	0-0	.000	2-2	1.000	2	3	5	5.5	2	0	0	1	0	4	8.0	
ARKANSAS STATE	11/22/17		12	2-2	1.000	0-0	.000	0-0	.000	1	1	2	4.8	4	1	0	0	0	4	7.2	
EASTERN MICHIGAN	11/24/17		12	2-6	.333	0-0	.000	2-2	1.000	2	3	5	4.8	0	0	0	0	1	6	7.0	
DUKE	11/29/17		2	0-1	.000	0-0	.000	0-0	.000	1	1	2	4.4	1	0	0	0	0	0	6.0	
at Michigan	12/02/17		4	0-1	.000	0-0	.000	0-0	.000	1	0	1	4.0	0	0	1	0	0	0	5.3	
IOWA	12/04/17		7	0-4	.000	0-0	.000	0-0	.000	1	1	2	3.8	0	1	1	1	0	0	4.7	
at Louisville	12/9/17		8	0-1	.000	0-0	.000	2-2	1.000	0	1	1	3.5	1	0	0	0	0	2	4.4	
Totals			1	129	19-41	.463	0-1	.000	6-6	1.000	14	21	35	3.5	12	5	10	4	1	44	4.4

Games played: 10
Minutes/game: 12.9
Points/game: 4.4
FG Pct: 46.3
3FG Pct: 0.0
FT Pct: 100.0

Rebounds/game: 3.5
Assists/game: 0.5
Turnovers/game: 1.0
Assist/turnover ratio: 0.5
Steals/game: 0.1
Blocks/game: 0.4

#04 Johnson, Robert

Opponent	Date	gs	min	Total		3-Pointers		Free throws		Rebounds				pf	a	t/o	blk	stl	pts	avg	
				fg-fga	pct	3fg-fga	pct	ft-fta	pct	off	def	tot	avg								
INDIANA STATE	11/10/17	*	36	2-8	.250	1-5	.200	2-2	1.000	0	2	2	2.0	2	2	4	0	1	7	7.0	
HOWARD	11/12/17	*	31	5-8	.625	2-4	.500	2-6	.333	0	4	4	3.0	3	4	1	0	1	14	10.5	
at Seton Hall	11/15/17	*	34	5-10	.500	0-3	.000	2-3	.667	1	4	5	3.7	3	3	3	0	1	12	11.0	
USF	11/19/17	*	36	9-14	.643	3-3	1.000	0-0	.000	0	4	4	3.8	2	3	3	2	0	21	13.5	
ARKANSAS STATE	11/22/17	*	31	4-12	.333	1-6	.167	1-2	.500	0	8	8	4.6	2	2	1	0	0	10	12.8	
EASTERN MICHIGAN	11/24/17	*	32	6-8	.750	4-6	.667	2-2	1.000	0	2	2	4.2	0	2	1	0	0	18	13.7	
DUKE	11/29/17	*	33	6-14	.429	1-6	.167	4-4	1.000	0	4	4	4.1	5	2	2	0	0	17	14.1	
at Michigan	12/02/17	*	29	2-4	.500	0-0	.000	2-2	1.000	0	4	4	4.1	2	0	3	0	0	6	13.1	
IOWA	12/04/17	*	32	2-9	.222	1-6	.167	4-4	1.000	0	7	7	4.4	1	3	2	0	1	9	12.7	
at Louisville	12/9/17	*	35	0-6	.000	0-4	.000	0-0	.000	0	2	2	4.2	3	0	1	0	1	0	11.4	
Totals			10	329	41-93	.441	13-43	.302	19-25	.760	1	41	42	4.2	23	21	21	2	5	114	11.4

Games played: 10
Minutes/game: 32.9
Points/game: 11.4
FG Pct: 44.1
3FG Pct: 30.2
FT Pct: 76.0

Rebounds/game: 4.2
Assists/game: 2.1
Turnovers/game: 2.1
Assist/turnover ratio: 1.0
Steals/game: 0.5
Blocks/game: 0.2

#10 Jager, Johnny

Opponent	Date	gs	min	Total		3-Pointers		Free throws		Rebounds				pf	a	t/o	blk	stl	pts	avg
				fg-fga	pct	3fg-fga	pct	ft-fta	pct	off	def	tot	avg							
INDIANA STATE	11/10/17		dnp	-	-	-	-	-	-	-	-	-	-	-	-	-	-	-	-	-
HOWARD	11/12/17		dnp	-	-	-	-	-	-	-	-	-	-	-	-	-	-	-	-	-
at Seton Hall	11/15/17		dnp	-	-	-	-	-	-	-	-	-	-	-	-	-	-	-	-	-
USF	11/19/17		dnp	-	-	-	-	-	-	-	-	-	-	-	-	-	-	-	-	-
ARKANSAS STATE	11/22/17		dnp	-	-	-	-	-	-	-	-	-	-	-	-	-	-	-	-	-
EASTERN MICHIGAN	11/24/17		dnp	-	-	-	-	-	-	-	-	-	-	-	-	-	-	-	-	-
DUKE	11/29/17		dnp	-	-	-	-	-	-	-	-	-	-	-	-	-	-	-	-	-
at Michigan	12/02/17		dnp	-	-	-	-	-	-	-	-	-	-	-	-	-	-	-	-	-
IOWA	12/04/17	1		0-0	.000	0-0	.000	0-0	.000	0	0	0	0.0	0	0	0	0	0	0	0.0
at Louisville	12/9/17		dnp	-	-	-	-	-	-	-	-	-	-	-	-	-	-	-	-	-
Totals		0	1	0-0	.000	0-0	.000	0-0	.000	0	0	0	0.0	0	0	0	0	0	0	0.0

Games played: 1
Minutes/game: 1.0

#11 Green, Devonte

Opponent	Date	gs	min	Total		3-Pointers		Free throws		Rebounds				pf	a	t/o	blk	stl	pts	avg
				fg-fga	pct	3fg-fga	pct	ft-fta	pct	off	def	tot	avg							
INDIANA STATE	11/10/17	*	25	0-2	.000	0-1	.000	3-4	.750	1	1	2	2.0	2	3	2	0	3	3	3.0
HOWARD	11/12/17	*	19	3-6	.500	1-3	.333	0-0	.000	0	3	3	2.5	4	3	3	0	0	7	5.0
at Seton Hall	11/15/17		31	6-14	.429	4-9	.444	0-0	.000	0	3	3	2.7	1	2	2	0	1	16	8.7
USF	11/19/17	*	25	2-7	.286	1-4	.250	0-0	.000	0	0	0	2.0	1	1	4	0	0	5	7.8
ARKANSAS STATE	11/22/17	*	27	4-10	.400	3-4	.750	1-2	.500	0	1	1	1.8	1	3	2	0	2	12	8.6
EASTERN MICHIGAN	11/24/17	*	12	2-5	.400	1-4	.250	0-0	.000	0	3	3	2.0	2	1	2	0	1	5	8.0
DUKE	11/29/17		28	3-9	.333	0-3	.000	2-3	.667	1	2	3	2.1	2	4	1	0	1	8	8.0
at Michigan	12/02/17		25	3-7	.429	0-2	.000	1-2	.500	0	2	2	2.1	0	3	2	0	1	7	7.9
IOWA	12/04/17		25	4-8	.500	2-4	.500	2-2	1.000	1	1	2	2.1	2	4	2	0	1	12	8.3
at Louisville	12/9/17		13	2-6	.333	1-4	.250	0-0	.000	0	0	0	1.9	0	1	0	0	0	5	8.0
Totals		5	230	29-74	.392	13-38	.342	9-13	.692	3	16	19	1.9	15	25	20	0	10	80	8.0

Games played: 10
Minutes/game: 23.0
Points/game: 8.0
FG Pct: 39.2
3FG Pct: 34.2
FT Pct: 69.2

Rebounds/game: 1.9
Assists/game: 2.5
Turnovers/game: 2.0
Assist/turnover ratio: 1.3
Steals/game: 1.0

#13 Morgan, Juwan

Opponent	Date	gs	min	Total		3-Pointers		Free throws		Rebounds				pf	a	t/o	blk	stl	pts	avg	
				fg-fga	pct	3fg-fga	pct	ft-fa	pct	off	def	tot	avg								
INDIANA STATE	11/10/17	*	31	5-10	.500	0-2	.000	3-4	.750	2	0	2	2.0	2	2	3	1	2	13	13.0	
HOWARD	11/12/17	*	5	0-0	.000	0-0	.000	0-0	.000	1	1	2	2.0	0	0	0	0	0	0	6.5	
at Seton Hall	11/15/17		28	2-6	.333	0-2	.000	4-7	.571	1	6	7	3.7	3	1	3	0	1	8	7.0	
USF	11/19/17	*	27	3-7	.429	0-1	.000	9-10	.900	7	3	10	5.3	3	0	2	4	1	15	9.0	
ARKANSAS STATE	11/22/17	*	33	9-11	.818	0-0	.000	10-10	1.000	3	5	8	5.8	1	2	0	2	0	28	12.8	
EASTERN MICHIGAN	11/24/17	*	26	3-6	.500	0-1	.000	1-2	.500	2	2	4	5.5	2	2	0	2	1	7	11.8	
DUKE	11/29/17	*	31	5-9	.556	1-2	.500	3-4	.750	3	3	6	5.6	4	0	1	2	2	14	12.1	
at Michigan	12/02/17	*	32	9-14	.643	0-1	.000	6-9	.667	3	5	8	5.9	3	1	1	1	0	24	13.6	
IOWA	12/04/17	*	29	6-9	.667	0-1	.000	3-4	.750	4	6	10	6.3	3	0	1	1	2	15	13.8	
at Louisville	12/9/17	*	23	7-12	.583	1-2	.500	2-5	.400	3	6	9	6.6	3	0	0	0	0	17	14.1	
Totals			9	265	49-84	.583	2-12	.167	41-55	.745	29	37	66	6.6	24	8	11	13	9	141	14.1

Games played: 10
 Minutes/game: 26.5
 Points/game: 14.1
 FG Pct: 58.3
 3FG Pct: 16.7
 FT Pct: 74.5

Rebounds/game: 6.6
 Assists/game: 0.8
 Turnovers/game: 1.1
 Assist/turnover ratio: 0.7
 Steals/game: 0.9
 Blocks/game: 1.3

#15 McRoberts, Zach

Opponent	Date	gs	min	Total		3-Pointers		Free throws		Rebounds				pf	a	t/o	blk	stl	pts	avg	
				fg-fga	pct	3fg-fga	pct	ft-fa	pct	off	def	tot	avg								
INDIANA STATE	11/10/17		2	0-0	.000	0-0	.000	0-0	.000	0	2	2	2.0	0	1	1	0	0	0	0.0	
HOWARD	11/12/17		dnp	-	-	-	-	-	-	-	-	-	-	-	-	-	-	-	-	-	
at Seton Hall	11/15/17		0	0-0	.000	0-0	.000	0-0	.000	0	0	0	1.0	1	0	0	0	0	0	0.0	
USF	11/19/17		dnp	-	-	-	-	-	-	-	-	-	-	-	-	-	-	-	-	-	
ARKANSAS STATE	11/22/17		dnp	-	-	-	-	-	-	-	-	-	-	-	-	-	-	-	-	-	
EASTERN MICHIGAN	11/24/17		8	2-4	.500	0-0	.000	0-0	.000	2	1	3	1.7	1	1	1	0	0	4	1.3	
DUKE	11/29/17		6	0-0	.000	0-0	.000	0-0	.000	0	2	2	1.8	0	0	0	0	0	0	1.0	
at Michigan	12/02/17		12	0-0	.000	0-0	.000	0-0	.000	0	1	1	1.6	0	0	0	0	1	0	0.8	
IOWA	12/04/17		12	1-2	.500	0-0	.000	0-0	.000	1	1	2	1.7	2	1	0	0	1	2	1.0	
at Louisville	12/9/17		15	1-2	.500	0-1	.000	0-0	.000	2	0	2	1.7	1	1	2	0	3	2	1.1	
Totals			0	55	4-8	.500	0-1	.000	0-0	.000	5	7	12	1.7	5	4	4	0	5	8	1.1

Games played: 7
 Minutes/game: 7.9
 Points/game: 1.1
 FG Pct: 50.0
 3FG Pct: 0.0

Rebounds/game: 1.7
 Assists/game: 0.6
 Turnovers/game: 0.6
 Assist/turnover ratio: 1.0
 Steals/game: 0.7

#20 Davis, De/Ron

Opponent	Date	gs	min	Total		3-Pointers		Free throws		Rebounds				pf	a	t/o	blk	stl	pts	avg	
				fg-fga	pct	3fg-fga	pct	ft-fta	pct	off	def	tot	avg								
INDIANA STATE	11/10/17	*	21	6-7	.857	0-0	.000	2-4	.500	2	1	3	3.0	4	1	3	1	1	14	14.0	
HOWARD	11/12/17	*	29	7-9	.778	0-0	.000	3-10	.300	1	5	6	4.5	0	3	0	3	1	17	15.5	
at Seton Hall	11/15/17	*	15	2-3	.667	0-0	.000	0-0	.000	1	0	1	3.3	5	0	0	0	1	4	11.7	
USF	11/19/17	*	25	5-7	.714	0-0	.000	2-4	.500	2	3	5	3.8	4	0	0	0	1	12	11.8	
ARKANSAS STATE	11/22/17	*	23	4-8	.500	0-0	.000	2-3	.667	1	5	6	4.2	3	2	2	3	1	10	11.4	
EASTERN MICHIGAN	11/24/17	*	13	4-4	1.000	0-0	.000	3-3	1.000	1	3	4	4.2	4	2	1	0	1	11	11.3	
DUKE	11/29/17	*	21	6-7	.857	0-0	.000	4-9	.444	2	3	5	4.3	3	1	1	1	0	16	12.0	
at Michigan	12/02/17	*	18	2-7	.286	0-0	.000	0-0	.000	1	0	1	3.9	3	2	0	0	1	4	11.0	
IOWA	12/04/17	*	18	5-11	.455	0-0	.000	3-9	.333	4	2	6	4.1	0	1	2	4	2	13	11.2	
at Louisville	12/9/17	*	23	5-7	.714	0-0	.000	4-6	.667	3	4	7	4.4	3	0	0	3	0	14	11.5	
Totals			10	206	46-70	.657	0-0	.000	23-48	.479	18	26	44	4.4	29	12	9	15	9	115	11.5

Games played: 10
 Minutes/game: 20.6
 Points/game: 11.5
 FG Pct: 65.7
 FT Pct: 47.9

Rebounds/game: 4.4
 Assists/game: 1.2
 Turnovers/game: 0.9
 Assist/turnover ratio: 1.3
 Steals/game: 0.9
 Blocks/game: 1.5

#21 McSwain Jr., Freddie

Opponent	Date	gs	min	Total		3-Pointers		Free throws		Rebounds				pf	a	t/o	blk	stl	pts	avg	
				fg-fga	pct	3fg-fga	pct	ft-fta	pct	off	def	tot	avg								
INDIANA STATE	11/10/17		15	1-1	1.000	0-0	.000	3-6	.500	3	5	8	8.0	2	0	0	1	0	5	5.0	
HOWARD	11/12/17		12	2-3	.667	0-0	.000	0-4	.000	5	2	7	7.5	1	0	1	1	0	4	4.5	
at Seton Hall	11/15/17		6	0-0	.000	0-0	.000	0-0	.000	1	0	1	5.3	3	0	2	0	1	0	3.0	
USF	11/19/17		9	0-1	.000	0-0	.000	1-2	.500	0	1	1	4.3	1	0	1	1	0	1	2.5	
ARKANSAS STATE	11/22/17		12	2-6	.333	0-0	.000	2-4	.500	6	4	10	5.4	0	0	3	2	1	6	3.2	
EASTERN MICHIGAN	11/24/17		23	3-6	.500	0-0	.000	4-6	.667	4	5	9	6.0	3	1	2	1	0	10	4.3	
DUKE	11/29/17		10	1-2	.500	0-0	.000	0-0	.000	1	0	1	5.3	3	1	0	0	1	2	4.0	
at Michigan	12/02/17		6	0-4	.000	0-0	.000	0-0	.000	0	2	2	4.9	0	0	1	0	0	0	3.5	
IOWA	12/04/17		4	0-1	.000	0-0	.000	0-0	.000	0	2	2	4.6	2	1	0	0	0	0	3.1	
at Louisville	12/9/17		9	1-1	1.000	0-0	.000	0-0	.000	0	2	2	4.3	1	0	1	1	0	2	3.0	
Totals			0	106	10-25	.400	0-0	.000	10-22	.455	20	23	43	4.3	16	3	11	7	3	30	3.0

Games played: 10
 Minutes/game: 10.6
 Points/game: 3.0
 FG Pct: 40.0
 FT Pct: 45.5

Rebounds/game: 4.3
 Assists/game: 0.3
 Turnovers/game: 1.1
 Assist/turnover ratio: 0.3
 Steals/game: 0.3
 Blocks/game: 0.7

#22 Moore, Clifton

Opponent	Date	gs	min	Total		3-Pointers		Free throws		Rebounds				pf	a	t/o	blk	stl	pts	avg
				fg-fga	pct	3fg-fga	pct	ft-fa	pct	off	def	tot	avg							
INDIANA STATE	11/10/17		dnp	-	-	-	-	-	-	-	-	-	-	-	-	-	-	-	-	-
HOWARD	11/12/17		6	0-2	.000	0-0	.000	0-0	.000	1	0	1	1.0	0	1	1	2	0	0	0.0
at Seton Hall	11/15/17		dnp	-	-	-	-	-	-	-	-	-	-	-	-	-	-	-	-	-
USF	11/19/17		7	0-0	.000	0-0	.000	0-0	.000	0	1	1	1.0	0	0	0	1	0	0	0.0
ARKANSAS STATE	11/22/17		dnp	-	-	-	-	-	-	-	-	-	-	-	-	-	-	-	-	-
EASTERN MICHIGAN	11/24/17		dnp	-	-	-	-	-	-	-	-	-	-	-	-	-	-	-	-	-
DUKE	11/29/17		dnp	-	-	-	-	-	-	-	-	-	-	-	-	-	-	-	-	-
at Michigan	12/02/17		dnp	-	-	-	-	-	-	-	-	-	-	-	-	-	-	-	-	-
IOWA	12/04/17		2	0-1	.000	0-0	.000	0-0	.000	0	0	0	0.7	1	0	0	0	0	0	0.0
at Louisville	12/9/17		dnp	-	-	-	-	-	-	-	-	-	-	-	-	-	-	-	-	-
Totals		0	15	0-3	.000	0-0	.000	0-0	.000	1	1	2	0.7	1	1	1	3	0	0	0.0

Games played: 3
 Minutes/game: 5.0
 FG Pct: 0.0

Rebounds/game: 0.7
 Assists/game: 0.3
 Turnovers/game: 0.3
 Assist/turnover ratio: 1.0
 Blocks/game: 1.0

#30 Hartman, Collin

Opponent	Date	gs	min	Total		3-Pointers		Free throws		Rebounds				pf	a	t/o	blk	stl	pts	avg
				fg-fga	pct	3fg-fga	pct	ft-fa	pct	off	def	tot	avg							
INDIANA STATE	11/10/17		dnp	-	-	-	-	-	-	-	-	-	-	-	-	-	-	-	-	-
HOWARD	11/12/17		dnp	-	-	-	-	-	-	-	-	-	-	-	-	-	-	-	-	-
at Seton Hall	11/15/17		dnp	-	-	-	-	-	-	-	-	-	-	-	-	-	-	-	-	-
USF	11/19/17		dnp	-	-	-	-	-	-	-	-	-	-	-	-	-	-	-	-	-
ARKANSAS STATE	11/22/17		dnp	-	-	-	-	-	-	-	-	-	-	-	-	-	-	-	-	-
EASTERN MICHIGAN	11/24/17		6	1-1	1.000	1-1	1.000	0-0	.000	0	1	1	1.0	3	1	0	0	0	3	3.0
DUKE	11/29/17		16	4-6	.667	1-3	.333	2-2	1.000	3	0	3	2.0	3	1	0	0	0	11	7.0
at Michigan	12/02/17		20	1-4	.250	0-2	.000	0-1	.000	1	7	8	4.0	3	0	0	1	0	2	5.3
IOWA	12/04/17		20	4-9	.444	3-6	.500	2-2	1.000	0	5	5	4.3	2	2	0	0	1	13	7.3
at Louisville	12/9/17		18	2-5	.400	1-3	.333	0-0	.000	1	1	2	3.8	1	0	2	0	0	5	6.8
Totals		0	80	12-25	.480	6-15	.400	4-5	.800	5	14	19	3.8	12	4	2	1	1	34	6.8

Games played: 5
 Minutes/game: 16.0
 Points/game: 6.8
 FG Pct: 48.0
 3FG Pct: 40.0
 FT Pct: 80.0

Rebounds/game: 3.8
 Assists/game: 0.8
 Turnovers/game: 0.4
 Assist/turnover ratio: 2.0
 Steals/game: 0.2
 Blocks/game: 0.2

#35 Priller, Tim

Opponent	Date	gs	min	Total		3-Pointers		Free throws		Rebounds				pf	a	t/o	blk	stl	pts	avg
				fg-fga	pct	3fg-fga	pct	ft-fa	pct	off	def	tot	avg							
INDIANA STATE	11/10/17		dnp	-	-	-	-	-	-	-	-	-	-	-	-	-	-	-	-	-
HOWARD	11/12/17		dnp	-	-	-	-	-	-	-	-	-	-	-	-	-	-	-	-	-
at Seton Hall	11/15/17		dnp	-	-	-	-	-	-	-	-	-	-	-	-	-	-	-	-	-
USF	11/19/17		dnp	-	-	-	-	-	-	-	-	-	-	-	-	-	-	-	-	-
ARKANSAS STATE	11/22/17		dnp	-	-	-	-	-	-	-	-	-	-	-	-	-	-	-	-	-
EASTERN MICHIGAN	11/24/17		dnp	-	-	-	-	-	-	-	-	-	-	-	-	-	-	-	-	-
DUKE	11/29/17		dnp	-	-	-	-	-	-	-	-	-	-	-	-	-	-	-	-	-
at Michigan	12/02/17		dnp	-	-	-	-	-	-	-	-	-	-	-	-	-	-	-	-	-
IOWA	12/04/17		0	0-0	.000	0-0	.000	0-0	.000	0	0	0	0.0	0	0	0	0	0	0	0.0
at Louisville	12/9/17		dnp	-	-	-	-	-	-	-	-	-	-	-	-	-	-	-	-	-
Totals		0	0	0-0	.000	0-0	.000	0-0	.000	0	0	0	0.0	0	0	0	0	0	0	0.0

Games played: 1

#TM TEAM

Opponent	Date	gs	min	Total		3-Pointers		Free throws		Rebounds				pf	a	t/o	blk	stl	pts	avg
				fg-fga	pct	3fg-fga	pct	ft-fa	pct	off	def	tot	avg							
INDIANA STATE	11/10/17		0	0-0	.000	0-0	.000	0-0	.000	0	0	0	0.0	0	0	0	0	0	0	0.0
HOWARD	11/12/17		0	0-0	.000	0-0	.000	0-0	.000	0	0	0	0.0	0	0	0	0	0	0	0.0



#1 • ALJAMI DURHAM

- Had 6 points and 2 assists against Indiana State.
- Had 16 points, 3 rebounds and 3 assists in 30 minute against Howard.
- Made his first career start at Seton Hall... had 10 points.
- Came off the bench and had 9 points, 5 boards and 4 assists against USF.
- Had 7 points, 3 assists and 3 boards against Arkansas State.
- Notched 6 points, 5 assists with 0 turnovers in 30 minutes against Eastern Michigan.
- Started against Duke and had 5 points.
- Made another start against Michigan and had 5 points and 3 rebounds.
- Had 7 points and 2 boards against Iowa.

PERSONAL

YEAR: Freshman
POSITION: Guard
HEIGHT: 6-4
WEIGHT: 175
HOMETOWN: Lilburn, GA
HIGH SCHOOL: Berkmar
MAJOR: Sport Marketing and Management
BIRTHDATE: Sept. 30, 1998

SINGLE-GAME CAREER HIGHS

POINTS - 16
 vs. Howard, 11/12/17

FG MADE - 5
 vs. Howard, 11/12/17

3FG MADE - 3
 vs. Howard, 11/12/17

REBOUNDS - 5
 vs. USF, 11/19/17

ASSISTS - 4
 vs. USF, 11/19/17


BLOCKS - N/A

STEALS - 1 (6X)
 last at Louisville, 12/9/17

MINUTES - 31
 vs. USF, 11/19/17

CAREER STATS

Season	gp-gs	min/avg	Total		3-Point		F-Throws		Rebounds				Scoring							
			fg-fga	pct	fg-fga	pct	ft-fta	pct	off	def	tot	avg	pf	fo	ast	to	blk	stl	pts	avg
2017-18	10-5	257/25.7	24-53	.453	8-22	.364	17-26	.654	3	21	24	2.4	20	0	22	10	1	6	73	7.3



#2 • JOSH NEWKIRK

- Had 8 points and 2 steals against Indiana State.
- Had 7 points and 4 assists against Howard.
- Had 8 points and 3 assists at Seton Hall... hit both of his 3-point attempts.
- Had 6 points and 3 assists against Arkansas State.
- Had 17 points, 4 assists and 2 steals against Eastern Michigan... made 5 of 6 3-pointers.
- Had 8 points against Duke.
- Had 7 points against Michigan.
- Had 6 points, 7 boards and 2 steals against Iowa.
- Had 13 points and 4 assists against Louisville.

PERSONAL

YEAR: Redshirt Senior
POSITION: Guard
HEIGHT: 6-1
WEIGHT: 195
HOMETOWN: Raleigh, N.C.
HIGH SCHOOL: Word of God
PREVIOUS SCHOOL: Pittsburgh
MAJOR: Sport Communication
BIRTHDATE: April 17, 1994

SINGLE-GAME CAREER HIGHS

POINTS - 27

vs. Penn State, 2/1/17

FG MADE - 9

vs. Penn State, 2/1/17

3FG MADE - 5

vs. NC State, 3/3/14

REBOUNDS - 8

vs. Purdue, 2/9/17

ASSISTS - 11

vs. Austin Peay, 12/22/16

BLOCKS - 2

vs. Penn State, 2/1/17

STEALS - 3


at Clemson, 3/8/14

MINUTES - 46

vs. Penn State, 2/1/17

CAREER STATS

Season	gp-gs	min/avg	Total		3-Point		F-Throws			Rebounds				Scoring						
			fg-fga	pct	fg-fga	pct	ft-fta	pct	off	def	tot	avg	pf	fo	ast	to	blk	stl	pts	avg
2013-14*	36-0	612/17.0	62-134	.463	23-53	.434	17-38	.447	6	37	43	1.2	60	1	61	30	1	14	164	4.6
2016-17	34-32	955/28.1	114-260	.438	35-92	.380	44-63	.698	23	82	105	3.1	99	2	108	76	7	19	307	9.0
2017-18	10-10	247/24.7	28-67	.418	14-36	.389	12-16	.750	5	19	24	2.4	18	0	28	19	2	6	82	8.2
TOTAL	44-42	1202/27.3	142-327	.434	49-128	.383	56-79	.709	28	101	129	2.9	117	2	136	95	9	25	389	8.8
All*	80-42	1814/22.7	204-461	.443	72-181	.398	73-117	.624	34	138	172	2.2	177	3	197	125	10	39	553	6.9



#3 • JUSTIN SMITH

- Made his only field goal attempt against Indiana State.
- Notched his first career double-double with 16 points and 12 boards against Howard.
- Made his first career start at Seton Hall... had 10 points and 4 rebounds.
- Had 4 points and 5 rebounds against USF.
- Had 4 points and 2 boards against Arkansas State.
- Pitched in 6 points and 5 rebounds against Eastern Michigan in 12 minutes.

PERSONAL

YEAR: Freshman
POSITION: Forward
HEIGHT: 6-7
WEIGHT: 220
HOMETOWN: Buffalo Grove, IL
HIGH SCHOOL: Adali Stevenson
MAJOR: Buisness
BIRTHDATE: March 1, 1999

SINGLE-GAME CAREER HIGHS

POINTS - 16
 vs. Howard, 11/12/17

FG MADE - 8
 vs. Howard, 11/12/17

3FG MADE - N/A

REBOUNDS - 12
 vs. Howard, 11/12/17

ASSISTS - 2
 vs. Howard, 11/12/17


BLOCKS - 2
 vs. Howard, 11/12/17

STEALS - N/A

MINUTES - 27
 vs. Howard, 11/12/17

CAREER STATS

Season	gp-gs	min/avg	Total		3-Point		F-Throws		Rebounds				Scoring							
			fg-fga	pct	fg-fga	pct	ft-fta	pct	off	def	tot	avg	pf	fo	ast	to	blk	stl	pts	avg
2017-18	10-1	129/12.9	19-41	.463	0-1	.000	6-6	1.000	14	21	35	3.5	12	0	5	10	4	1	44	4.4



#4 • ROBERT JOHNSON

Named MVP of the Hoosier Tip-Off Classic averaging 15.8 points in the 4 game event

- Had 7 points and 2 assists against Indiana State.
- Had 14 points, 4 boards and 4 assists against Howard.
- Had 12 points, 5 boards and 3 assists at Seton Hall.
- Had 21 points, 4 rebounds, 3 assists and 3 blocks against USF.
- Had 10 points, 8 rebounds and 2 assists against ASU.
- Finished with a game-high 18 points against Eastern Michigan... made 6 of 8 field goals and 4 of 6 treys.
- Chipped in 17 points against Duke.
- Had 9 points, 7 boards and 3 assists against Iowa.

PERSONAL

YEAR: Senior

POSITION: Guard

HEIGHT: 6-3

WEIGHT: 195

HOMETOWN: Richmond, VA

HIGH SCHOOL: Benedictine Prep

MAJOR: Sport Communication

BIRTHDATE: May 27, 1995

SINGLE-GAME CAREER HIGHS

POINTS - 27

vs. Penn State, 2/1/17

FG MADE - 10

(2x) - last vs. Ohio State, 3/4/17

3FG MADE - 6

vs. Austin Peay, 12/22/16

REBOUNDS - 11

vs. Penn State, 2/11/17

ASSISTS - 9

vs. Pitt, 12/2/14

BLOCKS - 2 (2x)

last vs. USF, 11/19/17

STEALS - 5

at Iowa, 2/21/17

MINUTES - 50

vs. Penn State, 2/1/17

CAREER STATS

Season	gp-gs	min/avg	Total		3-Point		F-Throws		Rebounds				Scoring							
			fg-fga	pct	fg-fga	pct	ft-fta	pct	off	def	tot	avg	pf	fo	ast	to	blk	stl	pts	avg
2014-15	34-33	917/27.0	111-259	.429	52-134	.388	28-43	.651	14	85	99	2.9	65	1	79	71	1	29	302	8.9
2015-16	30-22	747/24.9	84-187	.449	51-114	.447	23-36	.639	12	88	100	3.3	53	0	94	51	5	19	242	8.1
2016-17	34-32	999/29.4	162-361	.449	70-189	.370	40-53	.755	12	137	149	4.4	73	2	85	78	3	29	434	12.8
2017-18	10-10	329/32.9	41-93	.441	13-43	.302	19-25	.760	1	41	42	4.2	23	1	21	21	2	5	114	11.4
TOTAL	108-97	2992/27.7	398-900	.442	186-480	.388	110-157	.701	39	351	390	3.6	214	4	279	221	11	82	1092	10.1



#11 • DEVONTE GREEN

- Had 3 points, 3 assists and 3 steals against Indiana State.
- Had 7 points, 3 boards and 3 assists against Howard.
- Came off the bench and had a career-high 16 points at Seton Hall... added 3 boards and 2 assists.
- Chipped in 12 points against ASU.
- Had 5 points and 3 boards against Eastern Michigan.
- Off the bench, he had 8 points and 4 assists against Duke.
- Had 7 points and 3 assists in a reserve role against Michigan.
- Sparkplug off the bench with 12 points, 5 boards and 2 assists.
- Had 5 points in 13 minutes against Louisville.

PERSONAL

YEAR: Sophomore
POSITION: Guard
HEIGHT: 6-3
WEIGHT: 186
HOMETOWN: North Babylon, NY
HIGH SCHOOL: Long Island Lutheran
MAJOR: Sport Marketing and Management
BIRTHDATE: Feb. 2, 1997

SINGLE-GAME CAREER HIGHS

POINTS - 16
 at Seton Hall, 11/15/17

FG MADE - 6
 at Seton Hall, 11/15/17

3FG MADE - 4
 at Seton Hall, 11/15/17

REBOUNDS - 10
 vs. Penn State, 2/1/17

ASSISTS - 4
 vs. Penn State, 2/1/17

BLOCKS - 1
 (6x) - last at Purdue, 2/28/17

STEALS - 4
 vs. UMass Lowell, 11/16/16

MINUTES - 45
 vs. Penn State, 2/1/17

CAREER STATS

Season	gp-gs		Total		3-Point		F-Throws		Rebounds				Scoring									
	gp	gs	fg-fga	pct	fg-fga	pct	ft-fta	pct	off	def	tot	avg	pf	fo	ast	to	blk	stl	pts	avg		
2016-17	32	3	485	15.2	24	55	.436	24	34	.706	9	48	57	1.8	24	0	34	40	6	22	142	4.4
2017-18	10	5	230	23.0	29	74	.392	13	38	.342	9	16	19	1.9	15	0	25	20	0	10	80	8.0
TOTAL	42	8	715	17.0	76	180	.422	37	93	.398	33	47	76	1.8	39	0	59	60	6	32	222	5.3



#13 • JUWAN MORGAN

Named All-Tournament at the Hoosier Tip-Off Classic... averaged 12.5 points an 6.5 rebounds and shot 62.5% from the floor
 In the first 2 Big Ten games, ranks 5th in scoring (19.5) and rebounds (9.0) and 7th in FG% (65.2%)

- Had 13 points and 2 steals against Indiana State.
- Injured his ankle in the first 5 minutes against Howard.
- Notched 8 points and a team-high 7 rebounds at Seton Hall.
- Had his second career double-double with 15 points and 10 boards against USF... had career-high 4 blocks and 9 FT made.
- Established a new career-high with 28 points against ASU... had 8 rebounds and was 10 of 10 from the FT line.
- Had 7 points, 4 boards and two blocks against Eastern Michigan.
- Contributed 14 points, 6 rebounds, 2 blocks and 2 steals against Duke.
- Notched a Big Ten career-high with 24 points and added 8 boards at Michigan.
- Had 15 points, 10 boards and 2 steals against Iowa.
- Had 17 points and 9 boards against Louisville.

PERSONAL

YEAR: Junior
POSITION: Forward
HEIGHT: 6-8
WEIGHT: 230
HOMETOWN: Waynesville, MO
HIGH SCHOOL: Waynesville
MAJOR: Sport Communication
BIRTHDATE: April 17, 1997

SINGLE-GAME CAREER HIGHS

POINTS - 28
 vs. Arkansas State, 11/22/17

FG MADE - 9 (2X)
 last at Michigan, 12/2/17

3FG MADE - 1
 (10x) - last vs. Wisconsin, 3/10/17

REBOUNDS - 11
 at Purdue, 2/28/17

ASSISTS - 4
 vs. Kansas, 11/11/16

BLOCKS - 4 (2X)
 last vs. USF, 11/19/17

STEALS- 2
 (3x) - vs. Indiana St., 11/10/17

MINUTES - 33
 vs. Arkansas State, 11/22/17

CAREER STATS

Season	gp-gs	min/avg	Total		3-Point		F-Throws		Rebounds					Scoring						
			fg-fga	pct	fg-fga	pct	ft-fta	pct	off	def	tot	avg	pf	fo	ast	to	blk	stl	pts	avg
2015-16	30-0	273/9.1	21-41	.512	5-11	.455	24-30	.800	23	41	64	2.1	41	1	5	15	11	9	71	2.4
2016-17	32-20	722/22.6	86-157	.548	10-40	.250	65-88	.739	65	113	178	5.6	84	5	34	36	29	19	247	7.7
2017-18	10-9	265/26.5	49-84	.583	2-12	.167	41-55	.745	29	37	66	6.6	24	0	8	11	13	9	141	14.1
TOTAL	72-29	1260/17.5	156-282	.553	17-63	.270	130-173	.751	117	191	308	4.3	149	6	47	62	53	37	459	6.4



#15 • ZACH McROBERTS

- Saw his most extensive action of the season against EMU and had 4 points, 3 rebounds and an assist.
- Played 6 minutes and had 2 rebounds against Duke.
- Played 12 minutes at Michigan off the bench.
- Had 2 points, 2 boards, an assist and a steal in 12 minutes against Iowa.
- Played a season-high 15 minutes and had 2 points and 2 boards.

PERSONAL

YEAR: Redshirt Junior
POSITION: Guard
HEIGHT: 6-6
WEIGHT: 205
HOMETOWN: Carmel, IN
HIGH SCHOOL: Carmel
MAJOR: Economics
BIRTHDATE: Aug. 15, 1995

SINGLE-GAME CAREER HIGHS

POINTS - 13
 at Hofstra, 3/18/15

FG MADE - 5
 (2x) - last at Hofstra, 3/18/15

3FG MADE - 1
 (10x) - last at Northwestern, 1/29/17

REBOUNDS - 11
 (2x) - last at New Hampshire, 1/22/15

ASSISTS - 4
 vs. Houston Baptist, 12/10/16

BLOCKS - 3
 at Stony Brook, 2/7/15

STEALS - 3 (2x)
 last at Louisville, 12/9/17

MINUTES - 33
 at Saint Louis, 12/21/14

CAREER STATS

Season	gp-gs	min/avg	Total		3-Point		F-Throws		Rebounds				Scoring							
			fg-fga	pct	fg-fga	pct	ft-fta	pct	off	def	tot	avg	pf	fo	ast	to	blk	stl	pts	avg
2014-15*	27-3	541/20.0	42-86	.488	6-17	.353	24-40	.600	37	82	119	4.4	54	0	24	18	9	17	114	4.2
2016-17	31-3	350/11.3	9-27	.333	4-12	.333	2-2	1.000	13	32	45	1.5	45	0	29	8	6	12	24	0.8
2017-18	7-0	55/7.9	4-8	.500	0-1	.000	0-0	.000	5	7	12	1.7	5	0	4	4	0	5	8	1.1
TOTAL	38-3	405/10.7	13-35	.371	4-13	.308	2-2	1.000	18	39	57	1.5	50	0	33	12	6	17	32	0.8
All*	65-6	946/14.6	55-121	.455	10-30	.333	26-42	.619	55	121	176	2.7	104	0	57	30	15	34	146	2.2



#20 • DE'RON DAVIS

***Ranks second in the Big Ten in field goal percentage (65.7%)* **

- Had 10 points and 4 rebounds and a blocked shot in 19 minutes against Marian.
- Had 11 points, 7 boards and 5 blocks against UIndy.
- Had a team-high 14 points and made 6 of 7 shots against Indiana State.
- Had a career-high 17 points in a career-best 29 minutes against Howard... also had 3 assists and 3 blocks.
- Had 10 points, 6 boards and 3 blocks against ASU.
- Contributed 11 points, 4 boards and 2 assists against Eastern Michigan.
- Knocked in 16 points and added 5 boards against Duke.
- Had 13 points, 6 rebounds and a career-best 4 blocked shots against Iowa.
- Finished with 14 points, 7 boards and 3 blocked shots at Louisville.

PERSONAL

YEAR: Sophomore
POSITION: Forward
HEIGHT: 6-10
WEIGHT: 249
HOMETOWN: Park Hill, CO
HIGH SCHOOL: Overland
MAJOR: Sport Communication
BIRTHDATE: Nov. 20, 1996

SINGLE-GAME CAREER HIGHS

POINTS - 17
 vs. Howard, 11/12/17

FG MADE - 7
 vs. Howard, 11/12/17

3FG MADE - N/A

REBOUNDS - 8 (2x)
 last vs. Penn State, 2/1/17

ASSISTS - 5
 vs. Austin Peay, 12/12/16

BLOCKS - 4
 vs. Iowa, 12/4/17

STEALS - 2 (3x)
 last vs. Northwestern, 2/25/17

MINUTES - 29
 vs. Howard, 11/12/17

CAREER STATS

Season	gp-gs	min/avg	Total		3-Point		F-Throws		Rebounds				Scoring							
			fg-fga	pct	fg-fga	pct	ft-fga	pct	off	def	tot	avg	pf	fo	ast	to	blk	stl	pts	avg
2016-17	34-4	471/13.9	66-136	.485	0-0	.000	68-90	.756	53	53	106	3.1	82	4	31	41	24	14	200	5.9
2017-18	10-10	206/20.6	46-70	.657	0-0	.000	23-48	.479	18	26	44	4.4	29	1	12	9	15	9	115	11.5
TOTAL	44-14	677/15.4	112-206	.544	0-0	.000	91-138	.659	71	79	150	3.4	111	5	43	50	39	23	315	7.2



#21 • FREDDIE McSWAIN JR.

- Had 4 points, 4 boards and 2 blocks in 15 minutes of action against Marian.
- Had 12 points and 9 rebounds against UIndy.
- Had 5 points and a team-high 8 rebounds against Indiana State.
- Had 4 points, 7 boards and a blocked shot against Howard.
- Had 6 points and a career-high 10 boards against Arkansas State.
- Finished with a career-high 10 points and added 9 boards in a career-high 23 minutes against Eastern Michigan.
- Had a basket, an assist and a steal against Duke.
- Had 2 points, 2 boards and a blocked shot against Louisville.

PERSONAL

YEAR: Senior
POSITION: Forward
HEIGHT: 6-6
WEIGHT: 220
HOMETOWN: Hinesville, GA
HIGH SCHOOL: Liberty County
PREVIOUS SCHOOL: Neosho CC
MAJOR: Liberal Studies
BIRTHDATE: Dec. 2, 1994

SINGLE-GAME CAREER HIGHS

POINTS - 10
 vs. Eastern Michigan, 11/24/17

FG MADE - 3
 (4x) - vs. EMU, 11/24/17

3FG MADE - N/A

REBOUNDS - 10
 vs. Arkansas State, 11/22/17

ASSISTS - 1
 (5x) - vs. EMU, 11/24/17

BLOCKS - 2
 vs. Arkansas State, 11/22/17

STEALS - 3
 vs. UMass Lowell, 11/16/16

MINUTES - 23
 vs. Eastern Michigan, 11/24/17

CAREER STATS

Season	gp-gs	min/avg	Total		3-Point		F-Throws		Rebounds				Scoring							
			fg-fga	pct	fg-fga	pct	ft-fta	pct	off	def	tot	avg	pf	fo	ast	to	blk	stl	pts	avg
2016-17	31-1	251/8.1	32-58	.552	0-3	.000	20-32	.625	35	42	77	2.5	41	1	4	23	3	10	84	2.7
2017-18	10-0	106/10.6	10-25	.400	0-0	.000	10-22	.455	20	23	43	4.3	16	0	3	11	7	3	30	3.0
TOTAL	41-1	357/8.7	42-83	.506	0-3	.000	30-54	.556	55	65	120	2.9	57	1	7	34	10	13	114	2.8



#22 • CLIFTON MOORE

- Had 5 points, 5 caroms and a blocked shot in 11 second half minutes against Marian.
- Saw his first career action with 6 minutes against Howard... had an offensive board and two blocked shots.
- Played 7 minutes against USF with 1 rebound and a blocked shot.

PERSONAL

YEAR: Freshman
 POSITION: Forward
 HEIGHT: 6-10
 WEIGHT: 220
 HOMETOWN: Ambler, PA
 HIGH SCHOOL: Hatboro-Horsham
 MAJOR: Business
 BIRTHDATE: Aug. 18, 1999

SINGLE-GAME CAREER HIGHS

POINTS - N/A

FG MADE - N/A

3FG MADE - N/A

REBOUNDS - 1
 vs. Howard, 11/12/17

ASSISTS - 1
 vs. Howard, 11/12/17

BLOCKS - 2
 vs. Howard, 11/12/17

STEALS - N/A

MINUTES - 16
 vs. Howard, 11/12/17

CAREER STATS

Season	gp-gs	min/avg	Total		3-Point		F-Throws		Rebounds				Scoring							
			fg-fga	pct	fg-fga	pct	ft-fta	pct	off	def	tot	avg	pf	fo	ast	to	blk	stl	pts	avg
2017-18	3-0	15/5.0	0-3	.000	0-0	.000	0-0	.000	1	1	2	0.7	1	0	1	1	3	0	0	0.0



#30 • COLLIN HARTMAN

Committed to Indiana on November 21, 2010

Had offseason knee surgery following 2013-14 season, missed 2014 Canada Trip

Broke his right wrist in 2016 Big Ten Tournament Game vs. Michigan but still played in all 3 NCAA Tournament Games

Scored 8 against UTC, 2 against UK and 7 against UNC in the Big Dance with one healthy hand

Underwent season-ending knee surgery prior to 2016-17 season

Went through Senior Day '17 and proposed to IU Cheerleader Haley Daniel during ceremony

Decided to take medical redshirt and return for one final season

Missed extended time this preseason with an ankle injury

Played in one exhibition game then suffered a groin injury the day before season opener vs. Indiana State

- Sat out Marian game with an ankle injury.
- Scored 9 points against UIndy, making all 3 of his long distance shots... also had 3 boards in 15 minutes.
- Missed first five regular season games with a groin injury.
- Made first regular season appearance and hit his only 3-pointer with 1 board in 6 minutes against Eastern Michigan.
- Had 11 points, 3 rebounds and an assist against Duke.
- Notched a career-high 8 rebounds against Michigan.
- Had 13 points, 5 boards, 2 assists and a steal in season-high 20 minutes off the bench against Iowa.
- Had 5 points and 2 boards against Louisville.

PERSONAL

YEAR: Graduate Student
POSITION: Forward
HEIGHT: 6-7
WEIGHT: 220
HOMETOWN: Indianapolis, IN
HIGH SCHOOL: Cathedral
MAJOR: Business Management
BIRTHDATE: June 27, 1994

SINGLE-GAME CAREER HIGHS

POINTS - 15
 vs. Maryland, 1/22/15

FG MADE - 4
 (8x) - last vs. Chattanooga, 3/17/16

3FG MADE - 4
 at Ohio State, 1/25/15

REBOUNDS - 8
 at Michigan, 12/2/17

ASSISTS - 5
 vs. Chattanooga, 3/17/16

BLOCKS - 3
 (3x) - last vs. Maryland, 1/22/15

STEALS - 3
 (4x) - last vs. Chattanooga, 3/17/16

MINUTES - 34
 at Ohio State, 1/25/15

CAREER STATS

Season	gp-gs	min/avg	Total		3-Point		F-Throws		Rebounds				Scoring							
			fg-fga	pct	fg-fga	pct	ft-fta	pct	off	def	tot	avg	pf	fo	ast	to	blk	stl	pts	avg
2013-14	16-0	72/4.5	5-11	.455	0-3	.000	1-2	.500	7	8	15	0.9	5	0	1	0	1	5	11	0.7
2014-15	32-12	631/19.7	51-102	.500	29-61	.475	23-35	.657	46	52	98	3.1	70	1	26	22	19	16	154	4.8
2015-16	35-24	765/21.9	65-144	.451	29-81	.358	16-19	.842	35	74	109	3.1	99	3	60	37	10	28	175	5.0
2017-18	5-0	80/16.0	12-25	.480	6-15	.400	4-5	.800	5	14	19	3.8	12	0	4	2	1	1	34	6.8
TOTAL	88-36	1548/17.6	133-282	.472	64-160	.400	44-61	.721	93	148	241	2.7	186	4	91	61	31	50	374	4.3



#35 • TIM PRILLER

- Had 2 points, a rebound and an assist in 3 minutes of action against Marian.

PERSONAL

YEAR: Senior
POSITION: Forward
HEIGHT: 6-9
WEIGHT: 225
HOMETOWN: North Richland Hills, TX
HIGH SCHOOL: Richland
MAJOR: Non-Profit Management
BIRTHDATE: Nov. 4, 1995

SINGLE-GAME CAREER HIGHS

POINTS - 6
 at Purdue, 2/28/17

FG MADE - 2
 (2x) - last at Purdue, 2/28/17

3FG MADE - N/A

REBOUNDS - 4
 vs. SIUE, 12/2/16

ASSISTS - 1
 (3x) - last vs. Delaware State, 12/19/16

BLOCKS - 1 (4x)
 last vs. SIUE, 12/2/16

STEALS - 2
 vs. McNeese State, 12/12/15

MINUTES - 9
 vs. Miss. Valley State, 11/14/14

CAREER STATS

Season	gp-gs	min/avg	Total		3-Point		F-Throws		Rebounds				Scoring							
			fg-fga	pct	fg-fga	pct	ft-fta	pct	off	def	tot	avg	pf	fo	ast	to	blk	stl	pts	avg
2014-15	8-0	23/2.9	1-6	.167	0-3	.000	0-0	.000	1	2	3	0.4	5	0	0	2	2	1	2	0.3
2015-16	14-0	17/1.2	1-3	.333	0-2	.000	2-2	1.000	3	2	5	0.4	2	0	0	1	0	2	4	0.3
2016-17	9-0	27/3.0	7-9	.778	0-0	.000	5-6	.833	4	7	11	1.2	7	0	3	1	2	0	19	2.1
2017-18	1-0	0/0.0	0-0	.000	0-0	.000	0-0	.000	0	0	0	0.0	0	0	0	0	0	0	0	0.0
TOTAL	32-0	67/2.1	9-18	.500	0-5	.000	7-8	.875	8	11	19	0.6	14	0	3	4	4	3	25	0.8



#5 • QUENTIN TAYLOR

- Had an assist against Marian in 2 minutes of action.

PERSONAL YEAR: Junior POSITION: Guard HEIGHT: 6-2 WEIGHT: 187 HOMETOWN: Indianapolis, IN HIGH SCHOOL: Brebeuf MAJOR: Safety Science BIRTHDATE: Nov. 5, 1995	SINGLE-GAME CAREER HIGHS POINTS - 2 (2x) - last vs. Delaware State, 12/19/16 FG MADE - 1 (2x) - last vs. Delaware State, 12/19/16 3FG MADE - N/A	REBOUNDS - 1 (4x) - last vs. MVSU, 11/27/16 ASSISTS - N/A BLOCKS - N/A STEALS - 1 vs. SIUE, 12/2/16 MINUTES - 2 (7x) - last vs. Delaware State, 12/19/16
--	--	--

CAREER STATS

Season	gp-gs	min/avg	Total		3-Point		F-Throws		Rebounds				Other			Scoring				
			fg-fga	pct	fg-fga	pct	ft-fa	pct	off	def	tot	avg	pf	fo	ast	to	blk	stl	pts	avg
2014-15	8-0	23/2.9	1-6	.167	0-3	.000	0-0	.000	1	2	3	0.4	5	0	0	2	2	1	2	0.3
2015-16	14-0	17/1.2	1-3	.333	0-2	.000	2-2	1.000	3	2	5	0.4	2	0	0	1	0	2	4	0.3
2016-17	9-0	27/3.0	7-9	.778	0-0	.000	5-6	.833	4	7	11	1.2	7	0	3	1	2	0	19	2.1
TOTAL	31-0	67/2.2	9-18	.500	0-5	.000	7-8	.875	8	11	19	0.6	14	0	3	4	4	3	25	0.8



#10 • JOHNNY JAGER

- Played 4 minutes against Marian, his first on-court action in a Hoosier uniform.
- Saw his first career regular season action against Iowa on Dec. 4, where he played one minute.

PERSONAL YEAR: Redshirt Sophomore POSITION: Guard HEIGHT: 6-0 WEIGHT: 185 HOMETOWN: Bloomington, IN HIGH SCHOOL: Bloomington South High School PREVIOUS SCHOOL: Wabash College MAJOR: Sport Marketing and Management BIRTHDATE: Sept. 27, 1996	SINGLE-GAME CAREER HIGHS (from Wabash College) POINTS - 32 at DePauw, 2/17/16 FG MADE - 12 at DePauw, 2/17/16 3FG MADE - 4 (3x) - last at DePauw, 2/17/16 REBOUNDS - 5 vs. Wittenberg, 12/2/15	ASSISTS - 13 at Denison, 2/13/16 BLOCKS - 1 (2x) - last at Kenyon, 2/19/16 STEALS - 4 at Hiram, 1/3/16 MINUTES - 49 at DePauw, 2/17/16
--	--	--



#12 • ETHAN LASKO

- Made 1 of 2 free throws in two minutes of action against Marian.

PERSONAL

YEAR: Freshman

POSITION: Guard

HEIGHT: 6-2

WEIGHT: 171

HOMETOWN: Hollywood, FL

HIGH SCHOOL: Katz Yeshiva

MAJOR: Sport Marketing and Management

BIRTHDATE: June 4, 1999



#25 • RACE THOMPSON

- Slated to redshirt.
- Son of former NFL running back Darrell Thompson

PERSONAL

YEAR: Freshman

POSITION: Forward

HEIGHT: 6-8

WEIGHT: 220

HOMETOWN: Plymouth, MN

HIGH SCHOOL: Armstrong

MAJOR: Undecided

BIRTHDATE: June. 4, 1999

INDIANA AT THE CROSSROADS CLASSIC



Official Basketball Box Score -- Game Totals -- Final Statistics
Notre Dame vs Indiana
12/17/11 4:37pm EST at Conseco Fieldhouse - Indianapolis, IN



Notre Dame 58 • 7-5

#	Player	Total			3-Ptr			Rebounds			PF	TP	A	TO	Blk	Stl	Min
		FG-FGA	FG-FGA	FT-FTA	FG-FGA	FG-FGA	FT-FTA	Off	Def	Tot							
00	ATKINS Eric	5-12	0-0	5-6	1	1	2	1	15	2	2	0	3	40-			
02	DRAGICEVICH, Alex	3-6	3-5	0-0	1	1	2	2	9	0	3	0	0	33			
14	MARTIN, Scott	1-4	0-1	4-8	0	7	7	2	6	2	3	3	0	36			
22	GRANT, Jeran	2-10	1-4	9-10	0	4	4	3	14	4	0	0	1	36			
45	COOLEY, Jack	4-5	0-0	4-5	2	3	5	5	12	0	2	1	1	21			
24	CONNAUGHTON, Pat	1-3	0-1	0-1	2	2	4	4	2	1	1	0	1	22			
25	KNIGHT, Tom	0-1	0-0	0-2	0	0	0	1	0	0	0	1	0	5			
32	BROOKS, Jey	0-1	0-0	0-0	0	0	0	0	0	0	1	0	0	4			
33	BROGHAMMER, Mike	0-0	0-0	0-0	0	0	0	2	0	0	0	0	0	3			
Team		1 3 4		1 3 4		7 21 28		20 58		9 12 5 6		200					
Totals		16-42		4-11		22-32		7 21 28		20 58		9 12 5 6		200			
FG % 1st Half:		4-20 20.0%		2nd half: 12-22 54.5%		Game: 16-42 38.1%		Deadball Rebounds 4									
3FG % 1st Half:		3-5 60.0%		2nd half: 1-3 33.3%		Game: 4-11 36.4%											
FT % 1st Half:		9-13 69.2%		2nd half: 13-19 68.4%		Game: 22-32 68.8%											

Indiana 69 • 10-0

#	Player	Total			3-Ptr			Rebounds			PF	TP	A	TO	Blk	Stl	Min
		FG-FGA	FG-FGA	FT-FTA	FG-FGA	FG-FGA	FT-FTA	Off	Def	Tot							
01	Hulls, Jordan	4-9	2-2	2-2	1	1	2	3	12	3	3	0	1	30			
02	Watford, Christian	2-9	0-0	6-6	0	2	2	2	10	1	0	0	1	32			
04	Oladipo, Victor	6-7	1-2	3-5	1	2	3	4	16	1	0	0	0	24			
12	Jones III, Verdell	1-5	0-1	2-3	1	5	6	4	4	1	2	0	0	33			
40	Zeller, Cody	8-14	0-0	5-6	4	4	8	4	21	2	1	2	1	27			
10	Sheehey, Will	1-7	0-0	0-0	4	5	9	1	2	1	3	0	0	25			
11	Moore, Daniel	0-0	0-0	0-0	0	0	0	0	0	0	0	0	0	1			
23	Abell, Remy	1-2	0-0	0-0	1	1	2	3	2	0	0	0	0	7			
25	Pritchard, Tom	0-0	0-0	0-0	0	1	1	4	0	0	0	0	0	10			
32	Elston, Derek	1-4	0-2	0-0	0	0	0	2	0	2	0	1	1	11			
Team		4 3 7		4 3 7		16 24 40		25 69		9 11 2 4		200					
Totals		24-57		3-7		18-22		16 24 40		25 69		9 11 2 4		200			
FG % 1st Half:		11-32 34.4%		2nd half: 13-25 52.0%		Game: 24-57 42.1%		Deadball Rebounds 0.1									
3FG % 1st Half:		0-4 0.0%		2nd half: 3-3 100.0%		Game: 3-7 42.9%											
FT % 1st Half:		4-5 80.0%		2nd half: 14-17 82.4%		Game: 18-22 81.8%											

Officials: Ed Hightower, Jim Burr, & Earl Walton
Technical fouls: Notre Dame-None. Indiana-None.
Attendance: 19064

Score by periods	1st	2nd	Total
Notre Dame	20	38	58
Indiana	26	43	69

Last FG - ND 2nd-00:04, IND 2nd-01:11.
Largest lead - ND by 9 1st-13:10, IND by 15 2nd-01:11.

Score tied - 2 times.
Lead changed - 1 time.



Official Basketball Box Score -- Game Totals -- Final Statistics
Indiana vs Butler
12/15/12 2:05 pm at Bankers Life Fieldhouse, Indianapolis, IN



Indiana 86 • 9-1

#	Player	Total			3-Ptr			Rebounds			PF	TP	A	TO	Blk	Stl	Min
		FG-FGA	FG-FGA	FT-FTA	FG-FGA	FG-FGA	FT-FTA	Off	Def	Tot							
01	Hulls, Jordan	4-11	0-2	0-0	0	2	2	3	8	5	0	0	1	41			
02	Watford, Christian	1-5	0-1	7-8	2	1	3	4	9	0	0	1	2	23			
04	Oladipo, Victor	7-10	1-1	3-5	3	0	3	2	18	4	6	2	4	42			
11	Ferrell, Kevin (Yogi)	5-13	2-4	0-0	1	7	8	2	12	3	6	0	2	31			
40	Zeller, Cody	4-9	0-0	10-14	2	3	5	0	18	2	0	1	2	37			
00	Sheehey, Will	4-8	2-3	3-6	2	1	3	4	13	0	0	0	1	26			
03	Creek, Maurice	0-0	0-0	0-0	0	1	1	0	0	0	0	0	0	4			
12	Mosquera-Perea, H.	1-1	0-0	0-0	1	0	1	1	2	0	0	0	0	3			
23	Abell, Remy	1-6	0-1	4-5	1	3	4	1	6	0	1	0	1	15			
33	Hollowell, Jeremy	0-0	0-0	0-0	0	1	1	1	0	0	0	0	0	3			
Team		6 1 7		6 1 7		18 20 38		18 86		14 13 4 13		225					
Totals		27-63		5-12		27-38		18 20 38		18 86		14 13 4 13		225			
FG % 1st Half:		14-32 43.8%		2nd half: 9-23 39.1%		OT: 4-8 50.0%		Game: 27-63 42.9%		Deadball Rebounds 8							
3FG % 1st Half:		5-12 41.7%		2nd half: 3-5 60.0%		OT: 0-1 0.0%		Game: 5-12 41.7%									
FT % 1st Half:		7-12 58.3%		2nd half: 18-24 75.0%		OT: 2-2 100.0%		Game: 27-38 71.1%									

Butler 88 • 8-2

#	Player	Total			3-Ptr			Rebounds			PF	TP	A	TO	Blk	Stl	Min
		FG-FGA	FG-FGA	FT-FTA	FG-FGA	FG-FGA	FT-FTA	Off	Def	Tot							
03	BARLOW, Alex	2-3	0-1	2-2	0	1	1	4	6	0	3	0	2	19			
15	CLARKE, Rotnei	7-19	5-11	0-0	1	0	1	1	19	2	3	0	0	45			
21	JONES, Roosevelt	6-10	0-0	4-6	3	9	12	5	16	7	2	2	0	29			
23	MARSHALL, Khyle	5-10	0-0	1-2	3	2	5	1	11	0	2	0	1	33			
44	SMITH, Andrew	5-8	1-1	1-2	4	5	9	5	12	1	1	2	1	25			
04	FROMM, Erik	4-7	2-3	0-0	5	0	5	10	1	2	0	1	20				
11	ALDRIDGE, Jackson	0-1	0-0	0-0	0	0	0	1	0	0	0	0	0	2			
24	DUNHAM, Kellen	2-4	1-2	3-4	0	1	1	3	8	1	4	0	0	34			
31	WOODS, Kameron	0-0	0-0	0-0	0	1	1	1	0	0	0	0	0	4			
33	STIGALL, Chase	2-7	2-6	0-0	1	1	2	1	6	1	1	0	0	14			
Team		2 1 3		2 1 3		19 21 40		27 88		13 18 4 5		225					
Totals		33-69		11-24		11-16		19 21 40		27 88		13 18 4 5		225			
FG % 1st Half:		13-33 39.4%		2nd half: 15-29 51.7%		OT: 5-7 71.4%		Game: 33-69 47.8%		Deadball Rebounds 2							
3FG % 1st Half:		5-12 41.7%		2nd half: 4-9 44.4%		OT: 2-3 66.7%		Game: 11-24 45.8%									
FT % 1st Half:		2-4 50.0%		2nd half: 9-12 75.0%		OT: 0-0 0.0%		Game: 11-16 68.8%									

Officials: Mike Kitts, Larry Scrotto & Brian Dorsey
Technical fouls: Indiana-None. Butler-None.
Attendance: 19192

Score by periods	1st	2nd	OT	Total
Indiana	37	39	10	86
Butler	33	43	12	88

Last FG - IND OT-00:19, BU OT-00:02.
Largest lead - IND by 7 1st-00:38, BU by 7 2nd-04:32.

Score tied - 7 times.
Lead changed - 7 times.



Official Basketball Box Score -- Game Totals -- Final Statistics
Indiana vs Notre Dame
12/14/13 3:15 pm at Bankers Life Fieldhouse-Indianapolis, IN



Indiana 72 • 8-3

#	Player	Total			3-Ptr			Rebounds			PF	TP	A	TO	Blk	Stl	Min
		FG-FGA	FG-FGA	FT-FTA	FG-FGA	FG-FGA	FT-FTA	Off	Def	Tot							
00	Sheehey, Will	9-15	1-4	3-3	2	3	5	4	22	0	5	0	2	35			
01	Vonleh, Noah	4-5	0-0	0-1	1	5	6	4	8	0	1	0	0	21			
05	Williams, Troy	0-3	0-1	0-0	1	2	3	2	0	2	0	0	0	12			
11	Ferrell, Kevin (Yogi)	5-14	3-7	0-1	0	1	1	2	13	3	2	1	5	32			
33	Hollowell, Jeremy	1-6	0-1	1-2	3	1	4	1	3	7	1	2	0	23			
10	Gordon, Evan	3-11	3-7	2-2	1	2	3	3	11	2	1	0	0	30			
12	Mosquera-Perea, H.	1-1	0-0	2-2	0	1	1	0	4	0	0	0	0	3			
13	Etherington, Austin	1-1	0-0	3-3	0	3	3	2	5	0	0	0	0	11			
15	Davis, Devin	0-1	0-0	0-0	1	0	1	2	0	0	0	1	0	6			
22	Robinson, Stanford	2-3	0-0	2-2	1	2	3	1	6	0	3	0	1	17			
44	Fischer, Luke	0-3	0-0	0-0	1	0	1	1	0	1	0	0	0	10			
Team		2 3 5		2 3 5		13 23 36		22 72		15 13 4 8		200					
Totals		26-63		7-20		13-16		13 23 36		22 72		15 13 4 8		200			
FG % 1st Half:		16-32 50.0%		2nd half: 10-31 32.3%		Game: 26-63 41.3%		Deadball Rebounds 0.3									
3FG % 1st Half:		3-9 33.3%		2nd half: 4-11 36.4%		Game: 7-20 35.0%											
FT % 1st Half:		7-8 87.5%		2nd half: 6-8 75.0%		Game: 13-16 81.3%											

Notre Dame 79 • 8-3

#	Player	Total			3-Ptr			Rebounds			PF	TP	A	TO	Blk	Stl	Min
		FG-FGA	FG-FGA	FT-FTA	FG-FGA	FG-FGA	FT-FTA	Off	Def	Tot							
00	Eric Atkins	3-10	1-4	0-0	0	4	4	3	7	2	3	1	1	38			
11	Garrick Sherman	6-7	0-0	4-9	2	4	6	3	16	0	4	4	2	27			

INDIANA AT THE CROSSROADS CLASSIC



Official Basketball Box Score -- Game Totals -- Final Statistics
Notre Dame vs Indiana
12/19/15 2:00 pm at Bankers Life Fieldhouse-Indianapolis, IN



Official Basketball Box Score -- Game Totals -- Final Statistics
Butler vs Indiana
12/17/16 5:05 pm at Bankers Life Fieldhouse-Indianapolis, Ind



Notre Dame 73 - 73

Table with columns: #, Player, FG-FGA, 3-Ptr, FT-FTA, Rebounds, PF, TP, A, TO, Blk, Stl, Min. Includes player stats for V.J. Beachem, Demetrius Jackson, Zach Augustine, Steve Vasturia, Bonzie Colson, Austin Torres, Matt Ryan, and Matt Farrell.

FG % 1st Half: 17-32 53.1% 2nd half: 15-33 45.5% Game: 32-65 49.2%
3FG % 1st Half: 3-9 33.3% 2nd half: 2-9 22.2% Game: 5-18 27.8%
FT % 1st Half: 4-6 66.7% 2nd half: 0-2 0.0% Game: 4-8 50.0%

Indiana 80 - 9-3

Table with columns: #, Player, FG-FGA, 3-Ptr, FT-FTA, Rebounds, PF, TP, A, TO, Blk, Stl, Min. Includes player stats for Blackmon, Jr., James, Johnson, Robert, Williams, Troy, Ferrell, Kevin Yogi, Bryant, Thomas, Bielefeldt, Max, Zeisloff, Nick, Anunoby, O.G., Niego, Harrison, and Hartman, Collin.

FG % 1st Half: 12-34 35.3% 2nd half: 15-29 51.7% Game: 27-63 42.9%
3FG % 1st Half: 4-9 44.4% 2nd half: 6-11 54.5% Game: 10-20 50.0%
FT % 1st Half: 3-8 37.5% 2nd half: 13-15 86.7% Game: 16-23 69.6%

Officials: Lamont Simpson, Ted Valentine & Brian Dorsey
Technical fouls: Notre Dame-None. Indiana-None.
Attendance: 19156
Crossroads Classic

Score by periods table with columns: 1st, 2nd, Total. Rows for Notre Dame and Indiana.

Last FG - ND 2nd-02:55, IND 2nd-04:13.
Largest lead - ND by 16 2nd-16:42, IND by 7 2nd-00:18.
ND led for 29:47, IND led for 04:36. Game was tied for 05:37.

Butler 83 - 10-1

Table with columns: #, Player, FG-FGA, 3-Ptr, FT-FTA, Rebounds, PF, TP, A, TO, Blk, Stl, Min. Includes player stats for LEWIS, Tyler, BALDWIN, Kamar, WIDEMAN, Tyler, MARTIN, Kelan, CHRABASCZ, Andrew, WOODSON, Avery, SAVAGE, Kethan, McDERMOTT, Sean, and FOWLER, Nate.

FG % 1st Half: 15-32 46.9% 2nd half: 12-26 46.2% Game: 27-58 46.6%
3FG % 1st Half: 7-14 50.0% 2nd half: 3-7 42.9% Game: 10-21 47.6%
FT % 1st Half: 5-7 71.4% 2nd half: 14-18 77.8% Game: 19-25 76.0%

Indiana 78 - 8-2

Table with columns: #, Player, FG-FGA, 3-Ptr, FT-FTA, Rebounds, PF, TP, A, TO, Blk, Stl, Min. Includes player stats for Blackmon Jr., James, Newkirk, Josh, Johnson, Robert, Morgan, Juwan, Bryant, Thomas, Jones, Curtis, Anunoby, OG, Green, Devonte, McRoberts, Zach, Davis, DeRon, and McSwain Jr., Freddie.

FG % 1st Half: 10-31 32.3% 2nd half: 16-28 57.1% Game: 26-59 44.1%
3FG % 1st Half: 0-8 0.0% 2nd half: 6-13 46.2% Game: 6-21 28.6%
FT % 1st Half: 8-9 88.9% 2nd half: 12-17 70.6% Game: 20-26 76.9%

Officials: Pat Driscoll, John Gaffney & Paul Szelc
Technical fouls: Butler-None. Indiana-None.
Attendance: 18684

Score by periods table with columns: 1st, 2nd, Total. Rows for Butler and Indiana.

Last FG - BUTLER 2nd-00:15, IND 2nd-00:38.
Largest lead - BUTLER by 16 2nd-19:23, IND by 6 1st-17:53.
BUTLER led for 29:24, IND led for 06:30. Game was tied for 04:00.

INDIANA IN INDIANAPOLIS (76-25 RECORD)

Large table listing game dates, opponents, scores, and records. Includes games against Springfield, Duquesne, Notre Dame, Texas A&M, Florida State, Bradley, Toledo, Boston College, Oral Roberts, Tulane, Grambling, Nebraska, Miami (Ohio), Florida, Mississippi St., Princeton, Kentucky, Pennsylvania, Stanford, Fairfield, Auburn, St. Bonaventure, Utah State, Kentucky, Wichita State, Texas A&M, Marshall, Ohio, Kentucky, Texas Tech, and Indiana State.

! - Big Ten Tournament
% - NCAA Tournament
- Crossroads Classic



#0
Curtis Jones
So. / G / 6-4 / 175
Richmond, Va.



#1
Aljami Durham
Fr. / G / 6-4 / 175
Lilburn, Ga.



#2
Josh Newkirk
R-Sr. / G / 6-1 / 195
Raleigh, N.C.



#3
Justin Smith
Fr. / F / 6-7 / 220
Buffalo Grove, Ill.



#4
Robert Johnson
Sr. / G / 6-3 / 195
Richmond, Va.



#5
Quentin Taylor
Jr. / G / 6-2 / 187
Indianapolis, Ind.



#10
Johnny Jager
R-So. / G / 6-0 / 185
Bloomington, Ind.



#11
Devonte Green
So. / F / 6-3 / 186
North Babylon, N.Y.



#12
Ethan Lasko
Fr. / G / 6-2 / 171
Hollywood, Fla.



#13
Juwan Morgan
Jr. / F / 6-8 / 230
Waynesville, Mo.



#15
Zach McRoberts
R-Sr. / G / 6-6 / 205
Carmel, Ind.



#20
De'Ron Davis
So. / F / 6-10 / 249
Park Hill, Colo.



#21
Freddie McSwain Jr.
Sr. / F / 6-6 / 220
Hinesville, Ga.



#22
Clifton Moore
Fr. / F / 6-10 / 220
Ambler, Pa.



#24
Vijay Blackmon
So. / G / 6-2 / 175
Marion, Ind.



#25
Race Thompson
Fr. / F / 6-8 / 220
Plymouth, Minn.



#30
Collin Hartman
R-Sr. / F / 6-7 / 220
Indianapolis, Ind.



#35
Tim Priller
Sr. / F / 6-9 / 225
N. Richland Hills, Texas



Archie Miller
Head Coach
First Season



Tom Ostrom
Assoc. Head Coach
First Season



Bruiser Flint
Assistant Coach
First Season



Ed Schilling
Assistant Coach
First Season



Clif Marshall
Dir. of Athletic
Performance
First Season



Bill Comar
Assistant A.D.
Basketball Admin.
First Season