

2016 NC STATE FOOTBALL



Game 5: NC State WOLFPACK (3-1, 1-0) vs. **Notre Dame FIGHTING IRISH** (2-3)
 Oct. 8 • Carter-Finley Stadium (58, 200) • 12 pm • ABC

INSIDE THE MATCHUP

Series Record: NC State leads 1-0; 1-0 at neutral site

WOLFPACK

Record: 3-1
ACC Record: 1-0
Offense: Multiple
Defense: 4-2-5

Head Coach: Dave Doeren
Alma Mater: Drake '93
Rec. at school: 21-21 (4th yr.)
Overall Rec: 44-25 (6th yr.)



Total Off./Gm 506.0
Rushing Yds/Gm 208.0
Passing Yds/Gm 298.0

Total Def./Gm 321.5
Rush Def/Gm 99.0
Pass Def/Gm 222.5


Website: GoPack.com
Twitter: @PackFootball
Instagram: PackFootball
Facebook: NCStatePackFootball
SnapChat: PackFootball

Comm. Contact: Annabelle Myers
Phone: 919.515.1191
Email: amyers@ncsu.edu

FIGHTING IRISH

Record: 2-3
Offense: Spread
Defense: 4-3

Head Coach: Brian Kelly
Alma Mater: Williams '89
Rec. at school: 57-26 (7th yr.)
Overall Rec: 228-83-2 (26th yr.)



Total Off./Game 495.4
Rushing Yds/Game 167.6
Passing Yds/Game 327.8

Total Def./Game 461.0
Rush Def/Game 186.0
Pass Def/Game 275.0

Website: und.com
Twitter: @NDFootball
Instagram: NDFootball
Facebook: NCFootball

Comm. Contact: Michael Bertsch
Phone: (574) 631-8642
Email: mberts1@nd.edu

#CF50

On October 8, 1966, Carter-Finley Stadium opened its gates for the first time. Originally named Carter Stadium, the facility replaced the crumbling Riddick Stadium on campus, which had been the home of Wolfpack football since 1907.

A research fish hatchery used by the university was drained and shaped following a groundbreaking on Dec. 14, 1964 and the structure was built on the lake bed and the 75 adjacent acres.

The opening of the stadium fulfilled the vision of Coach Earle Edwards, who had led the Wolfpack to three consecutive outright or shared ACC Championships from 1963-65. To finance the construction, his teams played 41 of its 60 regular season games between 1960-65 on the road or at neutral sites. He took his team to UCLA, Arizona State, Wyoming, Nebraska, Alabama and Iowa as well as playing nine straight games on rival UNC's home field.

Since its opening, more than 14 million people have come through the gates of Carter-Finley Stadium and the Notre Dame game will mark the 312th game NC State has played there.

WOLFPACK VS. THE FIGHTING IRISH

Saturday's game will mark only the second time that NC State and Notre Dame have met on the gridiron and will be the first regular season meeting between the two teams. The only time the two teams have faced off was in the 2002 Toyota Gator Bowl. The Wolfpack capped off the winningest season in school history (11-3) with a 28-6 victory over the 11th-ranked Irish - the only time NC State has won a game involving two teams that had 10 wins entering the game.

There were many plays worth mentioning in the contest, but the play of the day may have come early in the first quarter, when Wolfpack senior LB and captain Dantonio Burnette nailed Irish signal caller Carlyle Holiday on a second-and-goal play on Notre Dame's second possession. Two downs later, the Irish settled for a 23-yard field goal attempt, as Holiday was taken to the locker room and did not return for the afternoon. Burnette is now the Wolfpack's head strength and conditioning coach for football.

Starting the next possession on its own four yardline, the Pack went 12 plays and T.A. McLendon romped two yards into the end-zone to begin a 21-point quarter for NC State and put the Pack up for good, holding Notre Dame to just a single field goal the rest of the way.

NC State QB Philip Rivers finished with 228 yards on a 23-37 passing performance, including 13 straight completions in the first half and two touchdown throws. He was named the bowl MVP. WR Jerricho Cotchery had 10 catches for 127 yards and one TD, and Wolfpack safety Rod Johnson finished with three interceptions.

THE BROADCAST

ABC

Dave Pasch (PxP), Greg McElroy (analyst), Tom Luginbill (sideline)

Wolfpack Sports Network

Gary Hahn (PxP), Johnny Evans (analyst), Tony Haynes (sideline)

Sirius/XM

Channels 129/129

THE SCHEDULE

Date	St	W-L	Score	Opponent	Att./Time	TV
9/1	H	W	48-14	WILLIAM & MARY	57,774	ACCN X
9/10	A	L	30-33	@ East Carolina	50,719	ESPN2
9/17	H	W	49-22	OLD DOMINION	57,810	ACCN X
10/1	H	W	33-16	WAKE FOREST	58,200	RSN
10/8	H			NOTRE DAME	12 pm	ABC
10/15	A			@ Clemson	TBA	TBA
10/22	A			@ Louisville	TBA	TBA
10/29	H			BOSTON COLLEGE	TBA	TBA
11/5	H			FLORIDA STATE	TBA	TBA
11/12	A			@ Syracuse	TBA	TBA
11/19	H			MIAMI	TBA	TBA
11/25	A			@UNC-CH	TBA	TBA

NC STATE, NOTRE DAME TIES

There are several individuals who have played big roles in the history of the NC State and Notre Dame football programs. The most obvious is Lou Holtz, who led both programs to great heights.

Holtz coached the Pack to a 33-12-3 record between 1972-75, with NC State finishing in the top 20 in three of those four seasons,, including a program-best final No. 11 ranking in 1974. That marked the only time an NC State senior class has posted three top 20 seasons, and Holtz is still ranked in the top 10 in ACC history in winning percentage (min. of four years).

A little over a decade after he left NC State for the New York Jets, Holtz landed at Notre Dame where he coached the Irish to an even 100 wins in 11 years, including the 1988 National Championship. He took the Irish to nine consecutive New Year’s Day Bowl games and they finished sixth or better in the final AP poll five times. Only Knute Rockne has more wins at Notre Dame than Holtz with 105.

Hartley “Hunk” Anderson was an All-American under Rockne at Notre Dame. A four-year starter at left guard, Anderson was regarded as the key blocker for George Gipp from 1918-20. After playing for the Chicago Bears from 1922-26, and serving as the head coach at St. Louis University in 1927 and 1928, Anderson was called back to Notre Dame to be one of Rockne’s top assistants for the 1930 season. When Rockne was killed in a 1931 plane crash, Anderson was named to replace Rockne as Notre Dame Head Coach.

Anderson posted respectable records of 6-2-1 and 7-2 his first two years. But after a 3-5-1 season in 1933, a change was made. NC State administrators hired Anderson in 1934. It was a rough first season, but the 1935 campaign saw the Pack post a 6-4 record with wins over South Carolina, Wake Forest, and Virginia Tech included. After a 3-7 season, Anderson was out and moved on to become an assistant at Michigan.

The man Anderson replaced as head coach of the Pack was John “Clipper” Smith. Smith had gotten the Pack coaching job at the age of 27, just four years removed from a unanimous All-American senior season under Rockne at Notre Dame.

In 1928, Rockne named Smith to his staff in a position similar to today’s graduate assistants as he worked on a law degree. In 1931, at the age of 27, he took a big step forward in his career and was named the NC State head coach. He coached the Wolfpack for three years, including the 1932 season when he led the program to a 6-1-2 season.

THROWBACKS

One of the ways the Wolfpack will celebrate the 50th anniversary of Carter-Finley Stadium is the throwback uniform that the team will wear on Saturday.

The main feature of the uniform is a white helmet featuring the red diamond logo. Former head coach Dick Sheridan introduced the diamond logo in 1986, his first year as head coach. The Wolfpack wore that helmet for the next 14 seasons, until going back to the traditional Block S in 2000.

Sheridan was the winningest coach in school history on a percentage basis, winning .637 (52-29-3) of his games.

500 YARDS

NC State enters game 5 ranked third in the ACC - 21st in the FBS - in total offense with 506.0 yards per game. NC State has posted over 500 yards in total offense in three of four games in 2016, marking the first time in school history that a Wolfpack team has done so in its first four games. In 2015, the Wolfpack gained 500+ yards just three times the entire season, did so just twice in 2014 and just once in 2013.



#CF50

The Wolfpack’s game against Notre Dame on Oct. 8 will mark 50 years to the day since the first game was played in Carter-Finley Stadium in 1966. NC State will celebrate the anniversary of this special place throughout the 2016 season.

ASSISTANT COACHES

OFFENSE

- Offensive Coordinator/Quarterbacks:
Elijah Drinkwitz (Arkansas Tech ‘04) - field
- Offensive Line/Run Gm Coordinator:
Dwayne Ledford (East Carolina ‘99) - field
- Asst HC for Offense/RB/Recruiting Coordinator:
Des Kitchings (Furman ‘00) - box
- Wide Receivers:
George McDonald (Illinois-UC ‘99) - field
- Tight Ends/Fullbacks/Spec. Teams Coord:
Eddie Faulkner (Wisconsin ‘00) - field

DEFENSE

- Defensive Coordinator/Linebackers:
Dave Huxtable (E. Illinois ‘79) - box
- Asst HC for Defense/Cornerbacks:
George Barlow (Marshall ‘90) - field
- Defensive Line/Def. Run Game Coord:
Ryan Nielsen (USC’02) - field
- Safeties/Co-Spec. Teams Coord:
Clayton White (NC State ‘01) - field

NC STATE UNIVERSITY

<u>Location</u>	Raleigh, NC 27695
<u>Founded</u>	1887
<u>Enrollment</u>	34,015
<u>Nickname</u>	Wolfpack
<u>Colors</u>	Red (PMS-186), White
<u>Conference</u>	Atlantic Coast (ACC)
<u>President</u>	Dr. Randy Woodson
<u>Athletics Director</u>	Deborah A. Yow

	<u>Carter-Finley Stadium</u>
Field	Wayne Day Family Fld.
Surface	Natural Grass
Capacity	58,200
Press Box	Vaughn Towers

This Week in NC State Football

MONDAY, Oct. 3	TUESDAY, Oct. 4	WEDNESDAY, Oct. 5	THURSDAY, Oct. 6	FRIDAY, Oct. 7
Press Conference 11:30 a.m. - student-athletes Noon - Coach Doeren	11:20 a.m. - Post-practice interviews with student-athletes, assistant coaches	11:25 a.m. - Post-practice interviews with student-athletes, assistant coaches 12:40 p.m. - Doeren on ACC Teleconference. 7 p.m. - Doeren Radio Show	Noon - Post-practice interview with Coach Doeren	No Media Availability

NC State vs. Notre Dame

Prior to this season under new offensive coordinator Eliah Drinkwitz, the Pack had never posted 500+ yard outputs in three of its first four games. The most was two of the first four in 1998.

FAST STARTS AT HOME

In each of the three home games of 2016, the Wolfpack offense has scored a touchdown to grab an early 7-0 lead on its first offensive drive. Entering the Notre Dame contest, NC State has outscored the opponent in the first quarter in home games, 31-7.

In the only road game, the result was the opposite. In the three-point loss at East Carolina, the Wolfpack was outscored 9-0 in the opening frame, before coming back and outscoring the Pirates 20-10 in the second quarter.

Here's a look at the Wolfpack opening drives in the first three home games:

Opponent	Plays	Yards	Time	Result
W&M	8	70	3:24	Matthew Dayes 5-yd TD run
ODU	13	95	5:56	Jalan McLendon 1-yd TD run
WFU	8	75	3:34	Matthew Dayes 6-yd TD run

One aspect of each of those three opening home-drives is the Wolfpack gets the ball into its playmakers hands.

Of the available 27 touches on those drives (there were two incomplete passes), RB Matthew Dayes accounts for 17 (14 rushes for 63 yards and three catches for 56 yards), TE/FB Jaylen Samuels has four (three catches for 46 yards and one rush for nine yards), and WR Stephen Louis has three catches for 50 yards. Those three combined for 24 of the 27 overall touches on NC State's first drives at home this season.

In those three opening TD drives, QB Ryan Finley completed 10-of-12 passes for 155 yards.

FREQUENT 40

In the history of NC State football, which first kicked off in 1892, the Wolfpack has posted 90 40-point scoring games, with 69 of those coming since the advent of the Atlantic Coast Conference in 1953.

In the 3-1/3 seasons that Dave Doeren has been head coach of the Wolfpack, NC State has scored 40 or more points 13 times. In other words, 19% of the 40-yard scoring outputs since 1953 have been under Doeren, although he's coached only 6% of the games during that span.

Here's a look at the most 40-point games by coach in Wolfpack history:

Coach	Yrs. at NCSU	# of Years	40 pt games
Dave Doeren	2013-pres.	3-1/3	13
Tom O'Brien	2007-12	6	10
Chuck Amato	2000-06	7	15
Mike O'Cain	1993-99	7	9
Dick Sheridan	1986-92	7	15
Tom Reed	1983-85	3	1
Monte Kiffin	1980-82	3	1
Bo Rein	1976-79	4	1
Lou Holtz	1972-75	4	10
Al Michaels	1971	1	0
Earle Edwards	1954-70	17	4

PUNTING PERFECTION

Sophomore punter A.J. Cole III has been a practically perfect punter in 2016. The sophomore leads the ACC with a 49.7 yard average and would rank third in the FBS if he had enough attempts to qualify (3.6 per game required).

The talented sophomore posted a 54.5 yard average on four punts in last week's win over Wake Forest, including a career-best-tying 72-yarder. For his brief career, he has 18 boots of 50 or more yards.

Only one of his punts has been returned in 2016 (6 yards). The Wolfpack leads the ACC and ranks 3rd in the FBS in net punting (47.10).

2016 LEADERSHIP COUNCIL

Cornerback: Nick Lacy, Jack Tocho (3)
Safety: Shawn Boone (2), Dexter Wright
Linebacker: Jerod Fernandez, Airius Moore (2)
Defensive Line: Bradley Chubb, B.J. Hill (2)
Special Teams: A.J. Cole (2)
Running Back: Matthew Dayes (2), Reggie Galaspy II (2)
Tight End/Fullback: Cole Cook (2), Jaylen Samuels
Wide Receiver: Bra'Lon Cherry, Stephen Louis
Quarterback: Jalan McLendon (3), Josh Taylor
Offensive Line: Tony Adams (3), Joe Scelfo
Freshmen: Dylan Autenrieth, Kelvin Harmon, Nick McCloud, Brock Miller & Isaiah Stallings

CAPTAINS

Season:

Cole Cook, TE Matt Dayes, RB
 Bradley Chubb, DE Jack Tocho, CB



PRESEASON HONORS













Watch Lists:

Tony Adams	Wuerffel Trophy
A.J. Cole	Ray Guy Award
Matthew Dayes	Maxwell, Doak Walker
Bradley Chubb	Bednarik Award
Nyheim Hines	Hornung Award
Joe Scelfo	Rimington Trophy

All-American

Jaylen Samuels Pro Football Focus

#UNIWATCH

William & Mary:		Louisville:		?
East Carolina:		Boston College:		?
Old Dominion:		Florida State:		?
Wake Forest:		Syracuse:		?
Notre Dame:		Miami:		?
Clemson:		UNC-CH:		?

NC State vs. Notre Dame

Cole has posted a 42.7 average for his career, the best for a Wolfpack player since 1977 and a mark that ranks second in school history. He has been named to the Watch List for the 2016 Ray Guy Award.

NO RUSH

NC State has been solid against the run in 2016, allowing just 99 ground yards per game. That mark ranks 3rd in the ACC and 13th in the FBS. Two Wolfpack opponents (William & Mary and Wake Forest) posted rushing totals less than 70 yards, while the highest total this season has just been 148 yards by ECU.

FOCUSED FINLEY

With a .724 completion percentage, first-year Wolfpack quarterback Ryan Finley is one of the most accurate throwers in the FBS so far in 2016. He is one of just two ACC QBs who has not thrown an interception this season and ranks second in the league in completion percentage (4th in the FBS).

The Phoenix, Az., native has 116 pass attempts this season and has thrown for nine touchdowns with no interceptions. In the last 37 seasons (dating back to Tol Avery in 1980), no other Wolfpack QB has attempted more passes before throwing his first interception as a starter at NC State.

Finley, a redshirt sophomore, who started three games at Boise State in 2015, completed 17 of 21 pass attempts for an .809 mark in the season opener - the best completion percentage for a Wolfpack quarterback in his debut as NC State's starter dating all the way back to 1971 (with the exception of Brandon Mitchell in 2013, who broke his foot after opening 3-3). His two touchdown throws in that contest tied with Erik Kramer as the second-highest tally for a starting debut in the past 45 years (Jacoby Brissett and Philip Rivers each threw for three scores in their first game as State's starter).

QB	First start	Att. before 1st INT	Game w/ 1st INT
Ryan Finley	2016	116 (Ongoing)	NA
Jacoby Brissett	2014	10	1
Pete Thomas	2013	20	1
Brandon Mitchell	2013	3	2
Mike Glennon	2011	47	2
Russell Wilson	2008	26	2
Harrison Beck	2007	3	1
Daniel Evans	2006	26	1
Marcus Stone	2005	3	1
Jay Davis	2004	24	2
Philip Rivers	2000	99	2
Jamie Barnette	1996	24	1
Jose Laureano	1995	77	3
Terry Harvey	1991	57	3
Geoff Bender	1991	16	1
Terry Jordan	1990	3	1
Charles Davenport	1988	29	No INTs
Preston Poag	1987	11	1
Shane Montgomery	1987	1	1
Erik Kramer	1985	36	1
Tim Esposito	1983	60	3
Ron Laraway	1981	2	1
Tol Avery	1980	25	2

FIRST ON THIRD

The Wolfpack has posted the best third-down conversion mark in the ACC in the first quarter of its schedule and the second-best mark in the FBS.

NC State has converted 28 of 51 third down attempts for a .549 mark.

IN THE ZONE

Since the beginning of the 2014 season, NC State has been efficient in turning trips to the red zone into trips to the end zone.

In 2013, Dave Doeren's first year as head coach, the Pack struggled in the red zone, ranking 123rd in the FBS with a TD in only 17 of its 39 (43.6%) red zone trips. Each of the last two seasons that figure went up dramatically, as NC State ranked fourth nationally in 2014 (73.1%) and 10th last season (72.2%).

#PACKPROS

(Pack alums on 2016 NFL rosters)

David Amerson	Oakland Raiders
Jacoby Brissett	New England Patriots
Justin Burris	New York Jets
Audie Cole	Minnesota Vikings
Mike Glennon	Tampa Bay Bucs
Steven Hauschka	Seattle Seahawks
Dontae Johnson	San Francisco 49ers
Ted Larsen	Chicago Bears
T.Y. McGill	Indianapolis Colts
Phillip Rivers	San Diego Chargers
J.R. Sweezy	Tampa Bay Bucs
Joe Thuney	New England Patriots
Stephen Tulloch	Philadelphia Eagles
Mario Williams	Miami Dolphins
Russell Wilson	Seattle Seahawks
Willie Young	Chicago Bears

#STATEMENT

It means something different to everyone.

To us at NC State, it means an opportunity to share the passion, loyalty, history, tradition, and multitude of experiences on and off the field that are completely unique to the Wolfpack Nation.

It's true to our DNA and who we are. It's a student-athlete who does exceptional things here on or off the field, graduates, and uses those experiences to accomplish amazing things when he or she leaves. It's every bit as much about a loyal fan base that sticks with us through thick and thin.

The rationale and meaning behind it is simple:

- To help us adequately celebrate what's exceptional about NC State athletics, both on and off the field of play
- To take a simple concept and infuse deep emotional connection and meaning
- To provide a platform that strikes a balance between meaningful tradition and modern day relevance

NC STATE IN OVERTIME

8-5 since 1997

Date	Site	Opponent	Reg. Score	Final Result
8/30/97	A	Syracuse	24-24	W, 32-31
11/28/98	N	UNC	31-31	L, 34-37
10/23/99	A	Duke	24-24	W, 31-24
9/2/00	H	Ark. St. (2ot)	24-24	W, 30-23
9/21/00	H	Ga. Tech	23-23	W, 30-23
11/4/00	A	Maryland (2 ot)	21-21	L, 28-35
9/21/02	A	Texas Tech	45-45	W, 51-48
9/13/03	A	Ohio St. (3 ot)	24-24	L, 38-44
11/15/03	A	Florida St. (2ot)	37-37	L, 44-50
10/2/04	H	Wake Forest	21-21	W, 27-21
11/3/07	A	Miami	16-16	W, 19-16
9/20/08	H	East Carolina	24-24	W, 30-24
10/16/10	A	East Carolina	27-27	L, 27-33

NC State vs. Notre Dame

So far in 2016, that percentage is even higher. NC State has found the red zone 23 times in the first four games, and has come away with 19 touchdowns (82.6%). Overall, the Pack has come away with points in 21 of its 23 red zone trips in 2016. In the Pack's 49-22 win over Old Dominion, NC State was a perfect 7-for-7 in scoring a TD when reaching the red zone.

Year	Red Zone Trips	TDs	TD%	NCAA Rank
2016	23	19	82.6%	8th
2015	54	39	72.2%	10th
2014	52	38	73.1%	4th
2013	39	17	43.6%	123rd

AT A LOSS

The Wolfpack ranks 20th in the FBS in tackles for loss with an average of 8.0 per game in 2016. That's the fifth-best mark in the ACC.

With 32 total stops behind the line of scrimmage, the Wolfpack has gotten off to a much faster start in terms of getting in the opponent's backfield - surpassing the total from the first four games of 2015. NC State tallied just 21 TFLs in the first four games in each of the last two seasons.

J-MAC ATTACK

He may not have won the starting quarterback job, but that doesn't mean that redshirt sophomore Jalan McClendon can't score touchdowns. In the win against Old Dominion, McClendon was in for exactly one snap in each of the first three quarters. Here's a look at those results:

1st quarter	3&G	1	1 yard TD rush
2nd quarter	2&G	3	3 yard TD rush
3rd quarter	3&G	3	3 yard TD pass to Thad Moss

McClendon played QB in the last two series of the 4th quarter (10 more snaps), completing 2-3 passes.

STEPH STEPS UP

Wide receiver Stephen Louis missed the entire 2015 campaign after undergoing surgery on each of his shoulders. The redshirt sophomore, who had started two games as a true freshman in 2014, looks to be staging quite a comeback.

Louis, who had just one catch (4 yards) in the opener, caught three balls for 142 yards (all in the first half) in week 2 at East Carolina, including an 80 yard catch and run for a touchdown. He was the first Pack receiver to go over 100 yards since the 2014 season opener and that yardage total was the second-highest under Dave Doeren.

In Game 3 vs. ODU, Louis was the Pack's leading receiver with five grabs for 80 yards. Last week versus Wake Forest, he crossed the century mark again with four catches for 102 yards.

Louis leads the ACC and ranks 5th in the FBS with a 25.3 yards/catch mark. He ranks fifth in the league in receiving yards per game (82.0) but has averaged 108 yards in the last three contests.

DAYES FOR 100

Senior RB Matthew Dayes became the 13th player in NC State history to go over the 2,000-yard mark in game 3 vs. ODU. With his eighth 100-yard career rushing game vs. Wake Forest, he now has 2,127 career rushing yards - the 12th best mark in school history.

Dayes, who ranks 4th in the ACC and 23rd in the FBS in rushing this week (109.3 ypg) has tallied 3,388 career all-purpose yards (11th in @PackFootball.....



Capacity: 58,200

First Game: Oct. 8, 1966

All-Time Record in CFS: 193-109-6

Surface: Natural Grass

Attendance: 14,306,926 in first 50 yrs.

INDIVIDUAL RECORDS IN CARTER-FINLEY			
Category	Mark	Player, Opponent	Year
Rushes	39	by Mike Voight of UNC	1975
Rushing Yards	251	Ted Brown of NC State vs. Penn St.	1977
Rushing Touchdowns	3	by many (last M. Dayes vs. Eastern Kentucky '15)	2013
All-Purpose Yards	279	Andre Brown of NC State vs. S. Miss	2005
Pass Attempts	63	by B.J. Symons of Texas Tech	2003
Pass Completions	41	by Matt Schaub of Virginia	2003
TD Passes	5	Mike Glennon of NC State vs. Maryland	2011
	5	by three opponents	
Passing Yards	586	by B.J. Symons of Texas Tech	2004
Receptions	15	Torry Holt of NC State vs. Wake Forest	1998
	15	by James Brim of Wake Forest	1986
Reception Yards	217	Jerricho Cotchery of NC State vs. UNC	2003
TD Receptions	3	Nasrallah Worthen vs. Duke	1988
	3	Koren Robinson of NC State vs. Georgia Tech	2000
	3	Jerricho Cotchery of NC State vs. Clemson	2001
TD Receptions	3	by Wali Lundy of Virginia	2003
Total Offense	618	by B.J. Symons of Texas Tech	2003
Punt Return Yards	117	by Jack Patterson of East Carolina	1971
Kickoff Return Yds	231	by Leroy Gallman of Duke	1992
Tackles	24	Bill Cowher of NC State vs. South Carolina	1977
	24	Bill Cowher of NC State vs. Clemson	1978
	24	Dantonio Burnette of NC State vs. Clemson	2001
	24	by 2 opponent players	

TEAM RECORDS IN CARTER-FINLEY			
Points	67	vs. Western Carolina	1990
Touchdowns	9	vs. Western Carolina	1990
	9	vs. Murray State	2009
First Downs	35	vs. The Citadel	1983
Rushes	81	by North Carolina	1971
Rushing Yards	407	vs. Wake Forest	1973
Rushing TDs	7	vs. Western Carolina	1990
Pass Attempts	64	by Texas Tech	2003
Pass Completions	41	vs. Boston College	2010
	41	by Virginia	2003
Passing Yards	586	by Texas Tech	2003
TD Passes	5	vs. Maryland	2011
	5	by three opponents	
Total Offense	681	by Texas Tech	2003
Plays	97	by North Carolina	1971
Fumbles Lost	6	by Duke	1986
Penalties	20	by Clemson	2001
Penalty Yards	181	by Clemson	2001
Punts	12	by Wake Forest	2012
	12	by Western Carolina	1990
Interceptions by	6	vs. Florida State	1998
	6	by Wake Forest	1984
	6	by Clemson	1995
Punt Return Yards	126	vs. Florida State	2004
Kickoff Return Yds	276	by Duke	1992

school history) and his 5.3 yards-per-attempt mark is the fifth-best ever for a Pack runner.

Dayes, who hadn't played a game in 306 days before the season opener, has now posted 100-yard rushing games in eight of his last 11-1/2 outings (he was injured in the first half of game 8 last season).

His 27 rushing touchdowns is the fifth-best mark ever for a Pack runner. In terms of overall scoring, he ranks tied for fourth with Wolfpack Hall of Famer Torry Holt with 33 TDs.

Last season Dayes, who was named to the 2016 watch lists for the Maxwell and Doak Walker Awards, was the first State runner since 2002 to rush for 100+ yards in five straight games. He is responsible for two of the 10 longest rushing plays in school history (85 yards vs. Wake Forest, 77 yards vs. South Alabama).

SUPER SCORING DUO

Senior RB Matt Dayes ranks fourth in school history with 33 career touchdowns. Junior TE/FB Jaylen Samuels now ranks 7th in the career record book with 25 career TDs. With 58 combined career scores, the duo is tied as the fourth-most prolific touchdown scoring duo in school history with 2/3 of a season left to play together.

Here's a glance at the most prolific scoring duos in school history:

Players	Total TDs	Years played together
Ted Brown/Scott Smith	69	1977-78
Torry Holt/Ray Robinson	65	1998
Stan Fritts/Willie Burden	65	1972-73
T.A. McClendon/Jerricho Cotchery	58	2002-03
<i>Matthew Dayes/Jaylen Samuels</i>	<i>58</i>	<i>2014-pres.</i>

REDEFINED D-LINE

The strongest unit on the field for the Wolfpack, in terms of depth and talent, could be the defensive line. All four starters on the line had started multiple games while prior to this season, while all four backups are also experienced (even redshirt freshman James Smith-Williams played in four games last season before an injury).

The Wolfpack currently ranks 20th in the FBS in tackles for loss with 32 in the first four games, with 20.5 of those coming from d-linemen. This year, the line used the offseason to get stronger and faster.

Here's a look at the changes in bodyweight, bench press and squat totals between 2015 and 2016:

Name	Bodyweight	Change	Bench	Improve.	Squat	Improve.
Eurndraus Bryant	323	-30 lbs	405	+ 45 lbs	605	+ 125 lbs
Bradley Chubb	280	+ 25 lbs	390	+ 25 lbs	535	+ 80 lbs
BJ Hill	313	+ 13 lbs	455	+ 40 lbs	510	+ 55 lbs
Quentez Johnson	305	- 35 lbs	315	+ 55 lbs	520	+ 190 lbs
Justin Jones	313	+ 20 lbs	455	+ 70 lbs	600	+ 85 lbs
Monty Nelson	315	+ 13 lbs	460	+ 35 lbs	485	+ 110 lbs
Darian Roseboro	274	- 9 lbs	375	+ 10 lbs	450	+ 55 lbs
James Smith-Williams	242	+ 20 lbs	360	+ 45 lbs	536	+ 100 lbs
Kentavius Street	273	- 13 lbs	455	+ 20 lbs	635	+ 35 lbs

THE SWISS ARMY KNIFE

Jaylen Samuels SHOULD have been on everybody's preseason All-America team. Problem is, nobody knew where to list him. Called "the Swiss Army Knife" by one media outlet, he is a weapon wherever he lines up - at tight end, in the backfield or at wide receiver. He scored seven receiving touchdowns and rushed for nine scores last season.

Four games into his junior season, "JaySam" ranks eighth in school history with 25 career touchdowns. His 18 TDs in 2015 (9 rushing, 7 receiving) tied with Torry Holt (1998) as the third-best single-season mark in school history and were the most ever for a Wolfpack sophomore.

Samuels, who was named a first-team All-ACC and third-team All-American performer as a tight end last season, was the team's leading receiver and ranked third in rushing a year ago and his 65 receptions ranked as the fifth-highest single season total in school history. In the past two seasons, he ranks seventh in the FBS in receptions by a TE.

In 2016, Samuels has the honor of wearing the No. 1 jersey for the Wolfpack. Head coach Dave Doeren says that because Samuels "shows up every day with the same work ethic, same effort, same attitude and same results," he recommended to his Leadership Council that he would be the player most deserving of that honor.

PROTECTING THE ROCK

The 2015 Wolfpack set a school record for fewest turnovers, losing the ball on an interception or fumble just 13 times. The six interceptions thrown by quarterback Jacoby Brissett (now with the New England Patriots) tied as the second-lowest mark since 1953, while the seven fumbles lost was also one of the lowest marks in school history.

NC State vs. Notre Dame

This season, NC State has done an even better job taking care of the football. The Wolfpack leads the ACC and ranks 6th in the FBS with just three total turnovers (an INT by backup QB Jalan McClendon and two fumbles).

Since 1953, only seven Wolfpack squads have posted single-digit totals in both interceptions and fumbles lost. In the past 48 years (since 1967), only four teams have accomplished that mark, and two of those squads were coached by Dave Doeren.

Here's a look at the squads that have posted single-digit totals in INTs and fumbles since 1953:

Year	Fumbles		Total Turnovers
	Int	Lost	
2015	6	7	13
2014	6	9	15
2001	7	6	13
1991	9	8	17
1967	6	8	14
1965	7	8	16
1961	6	9	15

SELLING OUT

Before the 2016 calendar even turned to July, season tickets and Mini-Packs at NC State had already sold out. Wolfpack Nation purchased the highest number of season tickets in program history - over 36,000 - with over 3,000 new season tickets being sold.

Highest Season Ticket Totals

Rk	Year	Season Tickets Sold
1.	2016	36,000+
2.	2007	35,156
3.	2015	35,065
4.	2008	34,910
5.	2013	34,705
6.	2004	34,599
7.	2009	34,598
8.	2006	34,592
9.	2012	34,038
10.	2011	33,978
11.	2003	33,960
12.	2010	33,262
13.	2014	33,148

EXPERIENCE DOMINATES DEPTH

For the first time in three seasons, there were no freshmen or redshirt freshmen listed as starters on the season opening depth chart. Instead, the Wolfpack's depth chart is dominated sophomore (6) and junior (12) starters.

The six sophomores who were listed as starters (all on the offensive side of the ball) had started a combined 21 games at NC State heading into the opener. The 11 juniors (9 on the defensive side of the ball) had started a combined 150 games, while the five seniors had started a combined 112 games.

Every defensive starter in the William & Mary contest had previous starting experience prior to the '16 opener. Starters on defense boasted combined 157 career contests - that's compared to just 128 starts for the starters listed on the opening depth chart of 2015. Here's a look at the breakdown by class on the last three Wolfpack opening depth charts.

CAREER STARTS BY POSITION (at NC State)

OFFENSE										
LT	LG	C	RG	RT	TE	QB	RB	FB	WR	PK
T. Jones 4	Kennedy 1 T. Jones 2 G. Bradbury 4	Scelfo 4	Adams 26	Richardson 13 T. Jones 4	Cook 9 Samuels 2	Finley 4	Dayes 16 Samuels 4 Gallaspy 1 Hines 2 Nichols 2	Samuels 1	Cherry 19 Ramos 9 Alston 10 Trowell 8 Hines 4 Louis 5 Harmon 1	Bambard 16 Haskins 2
DEFENSE										
DE	DT	MLB	WLB	CB	SS	FS	Nickel	P	LS	
Chubb 17 McKever 3 Street 4	Hill 22 Nelson 11 Street 9 Ju. Jones 7	Fernandez 22 Moore 8	Moore 13 Nicholson 4	Tocho 27 Stevens 14	Jo. Jones 19 Boone 6	Jo. Jones 4 Pratt 1	Dra. Wright 27 Clark 1	Cole 17	Griffiths 17	

Year	Fr.	RS-Fr.	So.	Jr.	Sr.
2016	0	0	6	11	5
2015	1	1	8	6	7
2014	4	0	3	8	8

DEFENSIVE IMPROVEMENT

The Wolfpack defense has shown steady improvement since Dave Doeren was named head coach in December of 2012. He inherited a team that had ranked 68th in the NCAA in total defense, giving up over 400 yards game. In 2013, NC State improved its national ranking (FBS) to 61st, but still gave up 399.4 yards per contest. Prior to 2014, the Wolfpack switched to a 4-2-5 alignment and improved to a No. 46 total defense ranking, allowing 373.1 yards per game.

Last season, that ranking was up to 29th, as the Pack gave up 350.7 yards per game. The Wolfpack's passing yards allowed (2,642) in 2015 was the lowest total in 10 years.

Here's a look at the Pack's defensive improvement under Doeren:

Year	FBS Rank	Yards Allowed
2012	68th	404.7
2013	61st	399.4
2014	46th	373.1
2015	29th	350.7
2016	21st	321.5

GRADUATE TRANSFERS EARN STARTS

Three first-time starters for NC State this season had started previously in their careers for other schools. Quarterback Ryan Finley graduated from Boise State after only three years and has three years left to play after earning a sixth year due to a season-ending injury. Placekicker Connor Haskins, who started the season opener, graduated from UNC Pembroke, where he led the team in scoring for three straight seasons (although he did not play in 2015). Center Joe Scelfo was an All-Sun Belt performer at South Alabama last season who is a definite starter at center.

The only graduate transfer who had ever started for NC State prior to the William & Mary contest was placekicker Steven Hauschka, who decided to forego dental school after graduating from Middlebury College in 2007 and come to NC State, where he would lead the ACC in field goal percentage (.889) and PAT kicking (1.000) that season. (The dental career is still on hold, as Hauschka has spent the last nine years in the NFL, winning a Super Bowl with the Seahawks).

REDSHIRTING RECEIVERS

Almost half of the Wolfpack's 114 receptions by wide receivers last season (53) were caught by players who will not see action in 2016. Senior Jumichael Ramos was the second-leading receiver on the team last year (leading all WRs) with 34 grabs. He underwent knee surgery this summer and will redshirt this year.

Johnathan Alston had 18 receptions last season before moving to cornerback during spring drills. (Incidentally, he will redshirt as well).

PERMANENT CAPTAINS

For the first time during Dave Doeren's tenure as head coach, the Wolfpack elected permanent captains for the 2016 captain. Each member of the team's Leadership Council (which is also elected by the team) was eligible for the honor.

The team selected two seniors - RB Matt Dayes and CB Jack Tocho - and two juniors - TE Cole Cook and DE Bradley Chubb. Each week, the LC will help select a fifth captain based on performance in practice or in games.

KEEPING UP WITH THE JONESES

It's not an easy task at NC State. The Wolfpack has three Joneses listed in the starting lineup: LT Tyler Jones, DT Justin Jones and FS Josh Jones.

Tyler Jones started games at left guard and right tackle last season, and is starting at the crucial left tackle spot in 2016. The redshirt sophomore now has 10 starts, 15 games played and 820 career snaps under his belt.

Justin Jones was a top reserve on the d-line last season, playing in all 13 games and starting three. He also played in 10 contests as a freshman. He now has 26 career games played, six starts and

WOLFPACK STORYLINES

Dave Doeren, Charlie Partridge (FAU) and Chris Ash (Rutgers) were once roommates at Drake. Now they're all head coached.

315 lb. offensive guard **Tony Adams** played competitive tennis all of his life before coming to NC State. He picked up the sport at the age of 2! His father, Carl Adams, was the head wrestling coach at Boston University for 34 years.

OG **Garrett Bradbury's** father Tim played college football at Eastern Washington. He was a tight end and his quarterback was current Florida head coach Jim McElwain.

Junior defensive end **Bradley Chubb's** brother Brandon was a starting linebacker at Wake Forest and now plays for the LA Rams. His cousin Nik plays RB at Georgia.

Freshman punter A.J. Cole III has spent his last three spring breaks on a mission trip to Kenya. He is sponsoring a young man to attend Mountain Park Academy in Kenya. Last year, two of his teammates (Nick Lacy and Brady Bodine) also made the trip.

TE **Cole Cook's** mother, the former Kelli Casteel, played basketball for the legendary Pat Summit at Tennessee. During her career (1989-92) with the Lady Vols, the team won two national titles, advanced to an Elite Eight and another Sweet 16. His father, Stan, is a former professional baseball player.

OT **Peter Daniel** is listed at 294 lbs. In 2014, he weighed 212 lbs.

Sophomore wideout **Nyheim Hines** was an All-American for the Wolfpack track team with the 4x100 meter relay squad. His twin sister, Nyah, is also a member of the Wolfpack track squad.

C **Joe Scelfo**, who was an All-Sun Belt performer last season at South Alabama, is the son of a former Tulane head coach Chris Scelfo. His dad recently was the tight ends coach for the Atlanta Falcons.

QB **Jalan McClendon** stands at 6'5. When he was a freshman in high school, he was 5'9 and was a triple option quarterback. Dave Doeren says he plays with a 'little man's mentality.'

Cornerback **Jack Tocho** is the star of his own web series: "You Don't Know Jack!"

698snaps.

Josh Jones is the most experienced Jones on the squad. A two-year starter at strong safety, Josh moved to free safety for 2016, where his size and strength should be a huge benefit. He's started 23 career games, while playing in 29, and has seen action in 1,639 snaps from scrimmage, plus numerous special teams snaps. He is the Wolfpack's leading tackler in 2015.

NEW FACES ON OFFENSE

The Wolfpack has two new coaches on the offensive staff for 2016.

Elijah Drinkwitz, regarded as one of college football's brightest young offensive minds, joined the Wolfpack staff in January as offensive coordinator and quarterbacks coach. He has led prolific offensive attacks at both Boise State and Arkansas State in recent years. A disciple of Gus Malzahn, Drinkwitz served on his staffs at the high school level and at Auburn.

As offensive coordinator for Boise State, Drinkwitz's offense ranked in the Top 15 in the nation in points per game and total offense in 2015. The Broncos averaged 39.1 points and over 500 yards of offense per game last season.

Dwayne Ledford also joined the Wolfpack staff in January as the offensive line coach and run game coordinator. The seven-year NFL veteran came to NC State after his fourth season coaching the offensive line at Appalachian State, and his third as co-offensive coordinator for the run game. The Mountaineers set a Sun Belt single season record with 11 wins in 2015, the team's first full year of FBS eligibility, and averaged 257.2 rushing yards per game over the past two seasons.

CENTER OF ATTENTION

When someone graduates after starting 37 straight games and playing 2,774 snaps in three years, there typically isn't an experienced backup to take his place. However in 2016, the Wolfpack has replaced Quinton Schooley, who started 37 straight games at center, with one who has started 36 straight collegiate games at the same position.

What makes the situation even more unique, is that although this experienced newcomer hadn't played *for* the Wolfpack before the opener, he had played *against* his new team.

Graduate transfer Joe Scelfo (pronounced SELL fo) was a first-team All-Sun Belt performer last season at South Alabama, where he graded out at 90 percent or better in six contests and did not surrender a sack. He has been named to the Rimington Award preseason watch list for 2016 after being on that list and the Lombardi watch list in 2015.

Scelfo started and played the entire game when the Wolfpack visited Mobile last season.

WONDERFUL WALK-ONS

NC State has boasted a strong walk-on program during Dave Doeren's short tenure. Eight current or former walk-ons saw game action in the season opener, 12 played in 2015, 11 played in 2014 and 10 played during his first season at NC State.

In just 46 months, Doeren has awarded scholarships to 13 different walk-ons, including six players on the current squad: Clark Eyers, Ben Grazen, Ford Howell, Nick Lacy, Gavin Locklear and Josh Taylor.

TURNING THE TASSEL

Since Dave Doeren was named head coach of the Wolfpack, 67 NC State football student-athletes have earned their degrees. That means an average of almost 10 players have graduated in each of the past seven graduation ceremonies (fall or spring).

BAND OF BROTHERS

When offensive line coach Dwayne Ledford came to NC State in January of 2016, he immediately named his offensive line unit the "Band of Brothers." "That's what's special," he told them. "A group of men from different backgrounds and circumstances coming together through football and all it entails to form an unbreakable bond that is everlasting."

That group faced one of the toughest rebuilding jobs on the team for 2016, as three three-year starters from 2015 completed their eligibility: All-American tackle Joe Thuney (who is starting for the New England Patriots), guard Alex Barr and center Quinton Schooley.

During spring drills, a fourth returning starter, Tony Adams, was out with an injury, while the fifth, Will Richardson, was suspended. Only four players on the offensive line were healthy during spring drills.

QBU

Four former Wolfpack quarterbacks entered the 2016 season on the depth chart of an NFL team and three started games two weeks ago. NC State is one of only two schools nationally (USC) that has more than one alum starting at QB in the NFL and has been the only school with three.

Philip Rivers, a first-round NFL pick in 2004, is in his 11th season as the starter for the San Diego Chargers. Rivers is a five-time NFL Pro Bowl selection and led the AFC in passing yards in 2015. His career passer rating of 95.7 ranks fourth in NFL history for quarterbacks with at least 1,500 passing attempts, while he ranks third in consecutive starts by a QB.

Since he joined the NFL as a third-round pick in 2012, Russell Wilson has started every game for the Seattle Seahawks. He has two Super Bowl appearances, including one victory, on his resume and been invited to the Pro Bowl following three of his first four seasons. On July 31, 2015, Wilson signed a four-year, \$87.6 million contract extension with the Seahawks, making him the second-highest paid player in the NFL at the time.

In addition to those two Pack alums who are starting NFL QBs, two recent NC State starters are also on NFL rosters. Mike Glennon was a third-round pick of the Tampa Bay Bucs in 2013, and has thrown for 4,025 yards and 29 touchdowns in three seasons. In April, Jacoby Brissett was a third-round selection of the New England Patriots. He started in a victory last week against the Houston Texans.

Seventeen of the 96 quarterbacks listed on NFL three-deeps are from current ACC schools, but only NC State has more than two. In fact, former NC State signal callers account for 23.5 percent (4 of 17) of the former ACC QBs in the NFL.

School	Alums on NFL 3-deeps	NFL Starters
USC	5	2
NC State	4	2
Michigan State	4	1
Michigan	3	1
Oregon State	3	1

COMMUNITY SERVICE

One of the cornerstones of Dave Doeren's vision for NC State football is giving back to the community. His passion for service has been contagious, as now many members of his team are taking the initiative to find ways to give back individually and not just as part of the team.

During Doeren's tenure with the Wolfpack, his athletes have turned in over 5,000 collective hours of community service. His squad has won the NC State Athletics Community Service Award each of the past two years. In addition to countless initiatives that the players can sign up for, each position group has also chosen its own opportunity. In recent months the DBs, LBs and nickels participated in the MADD Walk, the RBs and WRs worked at a Foster Kids Clinic, the quarterbacks visited the Wake Med Children's Hospital and the tight ends and fullbacks worked with "Note in the Pocket," which provides clothing for impoverished children in Wake County.

REAL WORLD WEDNESDAYS

One of the goals of the Wolfpack coaching staff is to help its student-athletes succeed not only on the football field, but in life after football. To help his team achieve this goal, head coach Dave Doeren instituted "Real World Wednesdays" in 2015.

During Wednesday team meetings throughout the offseason, speakers have come in to present a variety of topics, including domestic violence, dealing with police, drug abuse, dining etiquette, proper dress attire, "What is masculinity?" and basic finances.

Irwin Holmes, NC State's first African-American graduate and student-athlete, spoke to the team about his experiences, while former players Levar Fisher, DaJuan Morgan, Perry Williams and Danny Peebles have also brought messages to the squad.

HEAD COACH DAVE DOEREN

Drake '93 • 21-21 at NC State, 44-25 overall

- 67 Wolfpack players have earned their degrees since Doeren became head coach.
- NC State tied the school record for fewest turnovers (13) in 2015.
- NC State has tallied 7,994 rushing yards in the past three seasons, the highest three-year output since 1973-75, when the ACC's all-time leading rusher Ted Brown was playing for the Wolfpack.
- Two of the top five total offense outputs in school history: 5,367 (4th) in 2015 and 5,311 (5th) in 2014.
- Passing yards allowed (2,642) in 2015 was lowest in 10 years.
- First downs allowed (236) in 2015 was lowest in 10 years.
- Two of the top seven yards/game marks in school history: 412.8 (5th) in 2015, 408.5 (7th) in 2014.
- Two of the top seven scoring seasons in school history: 432 pts. (3rd) in 2015 and 392 pts (7th) in 2014.
- Two of the top five rushing outputs in school history: 2,659 (4th) in 2014 and 2,627 (5th) in 2015.
- Two of the top 10 completion percentage marks: .596 (7th) in 2015 and .588 (10th) in 2014.
- Two of the top 8 yards/play averages in school history: 6.0 (2nd) in 2014 and 5.6 (8th) in 2015.
- 2015 squad posted the 7th best punt return average in school history (13.0) and the 2nd best kickoff return average (25.7).
- Opponent punt return yardage was the lowest in school history (52) in 2015.
- Led NC State to four straight 40+ scoring games for the first time in school history in 2014.
- Brought in NC State's highest-ranked recruiting class in over a decade in 2014.
- Wolfpack has posted its highest team GPA in over 15 years and completed over 5,000 hours of community service under Doeren.
- Won back-to-back MAC titles at Northern Illinois in 2011 and 2012. Led the Huskies to the first BCS berth ever for a MAC team.
- Never lost a home game during his tenure at NIU.
- Only Alabama's Nick Saban had more wins that Doeren for the 2011-12 seasons.
- NIU's Academic Progress Rate ranked among the top five nationally. The Wolfpack posted its highest GPA ever during his first

- semester at the helm of the program.
- ✓ Has coached in the Big Ten (Wisconsin), Big 12 (Kansas), Pac 12 (USC), Missouri Valley (Drake) and for the FCS national champion (Montana).
- ✓ A 2012 Eddie Robinson Coach of the Year Award finalist.
- ✓ An Academic All-American at Drake, where he played tight end.



QUICK FACTS

Playing Experience:

High School: Played at Bishop Miege High School;
College: Four-year letterwinner at tight end and Academic All-American at Drake.

Education:

Earned a BS in pre-medical biology from Drake in 1993, a master's degree in educational leadership from Drake in 1999 and began work on his Ph.D. at USC.

Personal Data:

Married to the former Sara Vander Woude from Chariton, Iowa. The couple has three sons: Jacob (17), Luke (14), Connor (10).

YEAR-BY-YEAR WITH DAVE DOEREN

Year	School	Position	Rec.	Postseason	Notes
1994	Shawnee Mission HS	Assistant Coach			
1995	Drake	Linebackers	8-1-1		
1996	Drake	Linebackers	8-3		
1997	Drake	Linebackers/Def. coord.	8-3		
1998	USC	Graduate Assistant	8-5	Sun Bowl	
1999	USC	Graduate Assistant	6-6		
2000	Montana	Defensive Secondary	13-2	IAA Runner-ups	Big Sky Champions
2001	Montana	Defensive Secondary	15-1	I-AA Champions	Big Sky Champions
2002	Kansas	LB/Recruiting Coordinator	2-10		
2003	Kansas	LB/Recruiting Coordinator	6-7	Tangerine Bowl	
2004	Kansas	LB/Recruiting Coordinator	4-7		
2005	Kansas	LB/Co-Def. Coordinator	7-5	Ft. Worth Bowl	
2006	Wisconsin	Co-Def. Coord./Rec. Coord./LBs	12-1	Capital One Bowl	
2007	Wisconsin	Co-Def. Coord./Rec. Coord./LBs	9-4	Outback Bowl	
2008	Wisconsin	Defensive Coordinator/LBs	7-6	Champs Sports Bowl	
2009	Wisconsin	Defensive Coordinator/LBs	10-3	Champs Sports Bowl	
2010	Wisconsin	Defensive Coordinator/LBs	11-2	Rose Bowl	Big 10 Champions
2011	Northern Illinois	Head Coach	11-3	GoDaddy.com Bowl	MAC Champions
2012	Northern Illinois	Head Coach	12-1	*Orange Bowl	MAC Champions
2013	NC State	Head Coach	3-9		
2014	NC State	Head Coach	8-5	Bitcoin St. Pete Bowl	2nd improvement in FBS
2015	NC State	Head Coach	7-6	Belk Bowl	School record for fewest TOs

* - Team competed in Orange Bowl after Doeren was named head coach at NC State

DEPTH CHART VS. NOTRE DAME

OFFENSE

Pos.	No.	Name	Hgt.	Wgt	Class	Hometown
LT	53	Tyler Jones	6'3	300	RS - So.	Stone Mountain, Ga.
	74	Emanuel McGirt	6'6	295	RS - Fr.	Durham, N.C.
LG	65	Garrett Bradbury	6'3	293	RS - So.	Charlotte, N.C.
	56	Bryce Kennedy	6'3	305	RS - Gr.	Southern Pines, N.C.
C	66	Joe Scelfo	6'1	300	RS - Gr.	Bogart, Ga.
	59	John Tu'uta	6'3	280	RS - Sr.	Fredericksburg, Va.
RG	50	Tony Adams	6'2	315	Jr.	Charlotte, N.C.
	70	Terronne Prescod	6'5	338	RS - So.	Decatur, Ga.
RT	54	Will Richardson	6'6	303	RS - So.	Burlington, N.C.
	64	Peter Daniel	6'6	294	RS - Jr.	Raleigh, N.C.
FB	1	Jaylen Samuels	5'11	223	Jr.	Charlotte, N.C.
	86	Thaddeus Moss	6'4	247	Fr.	Charleston, W.V.
Y	48	Cole Cook	6'6	250	Jr.	Carrollton, Ga.
	41	Clark Eyers	6'5	252	RS - Sr.	Dunn, N.C.
	88	Pharoah McKeever	6'6	260	RS - Jr.	Tabor City, N.C.
Z	13	Bra'Lon Cherry	5'11	191	Sr.	New Bern, N.C.
	30	Gavin Locklear	5'10	186	RS - Jr.	Apex, N.C.
X	12	Stephen Louis	6'2	215	RS - So.	W. Palm Beach, Fla.
	3	Kelvin Harmon	6'3	196	Fr.	Palmyra, N.J.
H	7	Nyheim Hines	5'9	197	So.	Garner, N.C.
	8	Maurice Trowell	5'11	191	RS - So.	Durham, N.C.
	16	Jakobi Meyers	6'2	188	RS - Fr.	Lithonia, Ga.
QB	15	Ryan Finley	6'4	200	RS - So.	Phoenix, Az.
	2	Jalan McClendon	6'5	212	RS - So.	Charlotte, N.C.
RB	21	Matt Dayes	5'9	203	Sr.	Ft. Lauderdale, Fla.
	27	Dakwa Nichols	5'9	195	RS - Jr.	Rockingham, N.C.
	25	Reggie Gallaspy II	5'11	225	So.	High Point, N.C.
	22	Johnny Frasier	5'10	224	RS - Fr.	Princeton, N.C.

DEFENSE

FE	35	Kentavious Street	6'2	278	Jr.	Greenville, N.C.
	45	Darian Roseboro	6'4	280	So.	Lincolnton, N.C.
T	27	Justin Jones	6'2	312	Jr.	Austell, Ga.
	91	Eurndraus Bryant	6'1	323	So.	N. Charleston, S.C.
N	98	B.J. Hill	6'4	313	Jr.	Charlotte, N.C.
	94	Monty Nelson	6'2	315	Sr.	Plantation, Fla.
BE	9	Bradley Chubb	6'4	275	Jr.	Marietta, Ga.
	39	James Smith-Williams	6'4	234	RS - Fr.	Raleigh, N.C.
MLB	4	Jerod Fernandez	6'0	220	RS - Jr.	Sanford, Fla.
	44	Ford Howell	6'1	240	RS - Jr.	Memphis, Tenn.
WLB	58	Airius Moore	6'0	237	Jr.	Beavercreek, Ohio
	32	Riley Nicholson	6'0	229	So.	Kissimmee, Fla.
NIC	8	Dravious Wright	5'10	208	Sr.	Vero Beach, Fla.
	6	Niles Clark	5'11	186	RS - Gr.	Marietta, Ga.
LC	29	Jack Tocho	6'0	200	Gr.	Charlotte, N.C.
	21	Nick McCloud	6'2	175	Fr.	Rock Hill, S.C.
SS*	31	Jarius Morehead	6'1	213	RS - Fr.	Whitsett, N.C.
	OR14	Dexter Wright	6'2	232	RS - So.	Wilson, N.C.
FS	11	Josh Jones	6'2	215	RS - Jr.	Walled Lake, Mich.
	14	Dexter Wright	6'2	225	RS - So.	Wilson, N.C.
RC	2	Mike Stevens	5'11	190	Jr.	Charlotte, N.C.
	10	Freddie Phillips, Jr.	6'1	200	So.	Pelion, S.C.

SPECIALISTS

PK	92	Kyle Bambard	5'8	190	So.	Wixom, Mich.
	33	Connor Haskins	5'8	176	RS - Gr.	Lumberton, N.C.
P	90	A.J. Colle III	6'4	230	So.	College Park, Ga.
SN	57	Tyler Griffiths	6'2	230	So.	Indian Trail, N.C.
KO	92	Kyle Bambard	5'8	190	So.	Wixom, Mich.
KOR	7	Nyheim Hines	5'9	197	So.	Garner, N.C.
PR	13	Bra'Lon Cherry	5'11	191	Sr.	New Bern, N.C.

CAREER STARTS

Player	13	14	15	16	Total
Tony Adams, OG	-	9	13	4	26
Johnathan Alston, WR	0	6	4	-	10
Kyle Bambard, PK	--	--	13	2	15
Shawn Boone, SS	-	0	2	4	6
Garrett Bradbury, OT	-	-	-	4	4
Bra'Lon Cherry, WR	1	7	8	3	19
Bradley Chubb, DE	--	--	13	4	17
Niles Clark, Nick	--	0	0	1	1
A.J. Cole, III, P	--	--	13	4	17
Cole Cook, TE	--	2	5	2	9
Matt Dayes, HB	0	4	8	4	16
Jerod Fernandez, LB	-	10	8	4	22
Ryan Finley, QB	-	-	-	4	4
Reggie Gallaspy, T	--	--	1	-	1
Kelvin Harmon, WR	-	-	-	1	1
Connor Haskins, PK	-	-	-	2	2
B.J. Hill, DT	--	5	13	4	22
Nyheim Hines, WR/TB	--	--	4	2	6
Josh Jones, SS	--	8	11	4	23
Justin Jones, DT	--	0	3	4	7
Tyler Jones, OG	--	--	6	4	10
Bryce Kennedy, OG	0	0	1	-	1
Stephen Louis, WR	--	2	-	3	5
Pharoah McKeever, TE	--	2	-	-	2
Airius Moore, LB	--	4	13	4	21
Monty Nelson, DT	5	5	1	-	11
Dakwa Nichols, RB	--	0	2	-	2
Riley Nicholson, LB	--	--	4	-	4
Germaine Pratt, S	--	1	-	-	1
Jumichael Ramos, WR	2	0	7	-	9
Will Richardson, OT	--	--	9	4	13
Jaylen Samuels, FB	--	2	10	4	16
Joe Scelfo, C	-	-	-	4	4
Mike Stevens, CB	--	0	10	4	14
Kentavious Street, DT	--	0	9	4	13
Jack Tocho, CB	7	13	3	4	27
Maurice Trowell, WR	--	--	7	1	8
Dra. Wright, Nick	--	12	13	3	28

PRONUNCIATION CHART

Dave Doeren	DOOR in
Brady Bodine	beau DEEN
Eurndraus Bryant	ahn DRAY us
Bra'Lon Cherry	BRAY luhn
Jerod Fernandez	JEHR uhd
Reggie Gallaspy	Gahl LASS bee
Nyheim Hines	nah HEEM
Deonte Holden	dee AHN tay
Stephen Louis	steff AHN LOO iss
Jalan McClendon	JAY lahn
Pharoah McKeever	FAIR row mac KEE vehr
Jakobi Meyers	jah KOH bee
Airius Moore	AIR ee us
Jarius Morehead	JAIR ee us
Dakwa Nichols	dah QUAY
Terronne Prescod	TERR ahn PRESS cod
Jaylen Samuels	JAY lenn
Joe Scelfo	SELL fo
Kentavious Street	ken TAY vee us
Jack Tocho	TOE choe
John Tu'uta	tuh EW tuh
Maurice Trowell	TROU uhl
Dravious Wright	DRAY vee us

* - Regular starter Shawn Boone will miss the first half due to a targeting call vs. WFU

WOLFPACK ROSTERS

ALPHABETICAL ROSTER

No.	Name	Pos.	Ht.	Wt.	Cl.	Exp	Hometown (Last School)
50	Tony Adams	OG/C	6'2	315	Jr.	2VL	Charlotte, N.C. (Independence)
54	Davion Allred	DE	6'0	228	*Jr.	SQ	Raleigh, N.C. (Millbrook)
15	Johnathan Alston	CB	6'0	203	Sr.	3VL	Bunn, N.C. (Bunn)
42	Dylan Autenrieth	TE	6'4	220	Fr.	HS	Dallas, Ga. (N Paulding)
92	Kyle Bambard	PK	5'8	190	So.	1VL	Wixom, Mich. (Walled Lake Western)
19	Bryce Banks	CB	6'2	184	Fr.	HS	Columbia, Mo. (Rock Bridge)
69	Evin Bellamy	DE	6'2	216	*Fr.	SQ	Leland, N.C. (N. Brunswick)
75	Hampton Billips	DE	6'7	247	*So.	SQ	Greensboro, N.C. (NW Guilford)
33	Brady Bodine	RB	5'10	200	*So.	1VL	Camp LeJeune, N.C. (Camp Lejeune NC)
24	Shawn Boone	SAF	5'10	201	Jr.	2VL	W. Palm Beach, Fla. (Dwyer)
73	Grant Bowman	DT	6'1	275	*So.	SQ	Wilmington, N.C. (Laney)
65	Garrett Bradbury	OG	6'3	293	*So.	1VL	Charlotte, N.C. (Charlotte Christian)
29	Marquise Braxton	FB	6'1	216	*Fr.	RS	Greenville, N.C. (Rose)
52	Kendall Brown	OT	6'4	265	Fr.	HS	Jacksonville, Fla. (Trinity Christian)
36	William Brown III	CB	5'10	185	*Fr.	SQ	Raleigh, N.C. (Cardinal Gibbons)
91	Eurndraus Bryant	DT	6'1	325	So.	1VL	N. Charleston, S.C. (Ft. Dorchester)
73	Justin Chase	OT	6'6	285	Fr.	HS	Chesapeake, Va. (Great Bridge)
13	Bra'Lon Cherry	WR	5'11	191	Sr.	2VL	New Bern, N.C. (New Bern)
9	Bradley Chubb	DE	6'4	275	Jr.	2VL	Marietta, Ga. (Hillgrove)
6	Niles Clark	NIC	5'11	186	*Gr.	2VL	Marietta, Ga. (Lassiter)
90	A.J. Cole III	P	6'4	230	So.	1VL	College Park, Ga. (Woodward Academy)
48	Cole Cook	TE	6'6	250	Jr.	2VL	Carrollton, Ga. (Carrollton)
14	Woody Cornwell	QB	6'2	210	*So.	SQ	Lake Junaluska, N.C. (Tuscola)
31	Tyler Dabbs	WR	5'9	179	Fr.	HS	Eden, N.C. (Morehead)
38	Will Dabbs	SAF	5'11	187	Fr.	HS	Eden, N.C. (Morehead)
96	#Peter Daniel	OT	6'6	294	*Jr.	1VL	Raleigh, N.C. (Broughton)
26	Jacob Davis	RB	6'0	209	Jr.	SQ	Farmville, N.C. (Farmville Central)
21	Matthew Dayes	RB	5'9	203	Sr.	3VL	Ft. Lauderdale, Fla. (Cypress Bay)
46	Logan DeBoer	LB	6'2	230	Fr.	HS	Pittsburgh, Pa. (Montour/Fork Union)
43	Will Eason	WR	5'7	169	Fr.	HS	Charlotte, N.C. (Mallard Creek)
41	Clark Eyers	TE	6'5	252	*Sr.	SQ	Dunn, N.C. (Midway)
38	Miles Faison	WR	6'2	160	Fr.	HS	Greensboro, N.C. (Page)
4	Jerod Fernandez	LB	6'0	220	*Jr.	2VL	Sanford, Fla. (Lake Mary)
15	Ryan Finley	QB	6'4	200	*Gr. (Jr.)	TR	Phoenix, Az. (Boise State/Paradise Valley)
75	Bryce Folsom	OL	6'4	263	Fr.	HS	Alpharetta, Ga. (Chattahoochee)
22	Johnny Frasier	RB	5'10	224	*Fr.	RS	Princeton, N.C. (Princeton)
90	Ben "Shug" Frazier	DT	6'2	321	Fr.	HS	Buford, Ga. (Buford)
4	Reggie Gallaspy II	RB	5'11	225	So.	1VL	High Point, N.C. (S. Guilford)
76	Harrison Gee	OL	6'3	278	Fr.	HS	Burlington, N.C. (Walter Williams)
13	J.J. Givens	CB	6'2	174	Fr.	HS	Richmond, Va. (Atlee)
80	Ben Grazen	WR	5'9	190	*Jr.	SQ	Cary, N.C. (Cardinal Gibbons)
84	Vernon Grier	WR	5'10	180	*Fr.	RS	Charlotte, N.C. (Mallard Creek)
57	Tyler Griffiths	LS	6'2	230	So.	1VL	Indian Trail, N.C. (Sun Valley)
3	Kelvin Harmon	WR	6'3	196	Fr.	HS	Palmyra, N.J. (Palmyra)
33	Connor Haskins	PK	5'8	176	*Gr.	TR	Lumberton, N.C. (Lumberton/UNC Pembroke)
98	B.J. Hill	DT	6'4	313	Jr.	2VL	Oakboro, N.C. (W. Stanley)
7	Nyheim Hines	RB	5'9	197	So.	1VL	Garner, N.C. (Garner)
55	Deonte Holden	DE	6'4	240	*So.	SQ	Landover, Md. (Dematha Catholic)
47	Garrett Hooker	LB	6'2	247	Fr.	HS	High Point, N.C. (Ledford)
44	Ford Howell	LB	6'1	240	*Jr.	1VL	Memphis, Tenn. (University School/WFU)
99	Quentez Johnson	DT	6'2	330	*Fr.	RS	Ellenwood, Ga. (Cedar Grove)
11	Josh Jones	SAF	6'2	215	*Jr.	2VL	Walled Lake, Mich. (Walled Lake Western)
27	Justin Jones	DT	6'2	312	Jr.	2VL	Austell, Ga. (S. Cobb)
53	Tyler Jones	OT	6'3	300	*So.	1VL	Stone Mountain, Ga. (Stephenson)
No.	Name	Pos.	Ht.	Wt.	Cl.	Exp	Hometown (Last School)

NUMERICAL ROSTER

No.	Name	Pos.
1	Jaylen Samuels	TE/FB
2	Mike Stevens	CB
2	Jalan McClendon	QB
3	Kelvin Harmon	WR
3	Germaine Pratt	LB
4	Jerod Fernandez	LB
4	Reggie Gallaspy II	RB
5	Josh Taylor	QB
6	Niles Clark	NIC
6	Dylan Parham	QB
7	Nyheim Hines	RB
8	Maurice Trowell	WR
8	Dravious Wright	NIC
9	Bradley Chubb	DE
10	Freddie Phillips, Jr.	CB
11	Josh Jones	S
12	Nicholas Lacy	CB
12	Stephen Louis	WR
13	Bra'Lon Cherry	WR
13	J.J. Givens	CB
14	Dexter Wright	S
14	Woody Cornwell	QB
15	Johnathan Alston	CB
15	Ryan Finley	QB
16	Jakobi Meyers	QB
19	C.J. Riley	WR
19	Bryce Banks	CB
20	Trae Meadows	NIC
21	Matthew Dayes	RB
21	Nick McCloud	CB
22	Johnny Frasier	RB
22	Isaiah Stallings	S
24	Shawn Boone	S/NIC
25	Sean Paul	CB
26	Jacob Davis	RB
27	Justin Jones	DL
27	Dakwa Nichols	RB
29	Jack Tocho	CB
29	Marquise Braxton	FB
30	Gavin Locklear	WR
30	James Valdez	CB
31	Jarius Morehead	S
31	Tyler Dabbs	WR
32	Riley Nicholson	LB
33	Brady Bodine	RB
33	Connor Haskins	PK
34	Tiim Kidd-Glass	S
35	Kentavius Street	DT
36	Brock Miller	LB
36	William Brown	CB
37	Josh Sessoms	S
38	Will Dabbs	S
38	Miles Faison	WR
39	James Smith-Williams	DE
No.	Name	Pos.

NC State vs. Notre Dame

79 Ben Kaiser	OL	6'3	250	*Jr.	TR	Pasadena, Ca. (Pasadena CC/S. Pasadena)	41 Clark Eyers	TE
56 Bryce Kennedy	OG	6'3	305	*Gr.	2VL	Southern Pines, N.C. (Pinecrest)	42 Dylan Autenrieth	TE
34 Tim Kidd-Glass	SAF	6'0	206	Fr.	HS	Danville, Va. (George Washington)	43 Will Eason	WR
12 Nicholas Lacy	CB	5'7	182	*Jr.	1VL	Pinehurst, N.C. (Pinecrest)	44 Ford Howell	LB
30 Gavin Locklear	WR	5'10	186	*Jr.	1VL	Apex, N.C. (Apex)	45 Darian Roseboro	DE
12 Stephen Louis	WR	6'2	215	*So.	1VL	W. Palm Beach, Fla. (Palm Beach Lakes)	46 Logan DeBoer	LB
97 Jackson Maples	PK	5'10	195	*So.	SQ	West End, N.C. (Pinecrest)	47 Garrett Hooker	LB
2 Jalan McClendon	QB	6'5	212	*So.	SQ	Charlotte, N.C. (W. Mecklenburg)	48 Cole Cook	TE
21 Nick McCloud	CB	6'2	175	Fr.	HS	Rock Hill, S.C. (S. Pointe)	48 Bryan Smith	LB
74 Emanuel McGirt, Jr.	OT	6'6	295	*Fr.	RS	Durham, N.C. (Hillside)	49 Matt Stevens	LB
88 Pharoah McKeever	TE	6'6	260	*Jr.	2VL	Tabor City, N.C. (S. Columbus)	50 Tony Adams	OG/C
20 Trae Meadows	NIC	6'1	185	Fr.	HS	Greensboro, N.C. (Dudley)	50 Jackson Quiggle	LS
16 Jakobi Meyers	QB	6'2	188	*Fr.	RS	Lithonia, Ga. (Arabia Mountain)	52 Kendall Brown	OT
36 Brock Miller	LB	6'4	210	Fr.	HS	Port St. Lucie, Fla. (Carroll Catholic)	53 Tyler Jones	OL
58 Airius Moore	LB	6'0	237	Jr.	2VL	Beavercreek, Ohio (Beavercreek)	53 David Pierson	LB
31 Jarius Morehead	SAF	6'1	213	*Fr.	RS	Whitsett, N.C. (E. Guilford)	54 Will Richardson	OT
87 Stephen Morrison	WR	5'11	201	*So.	SQ	Weddington, N.C. (Weddington)	54 Davion Allred	DE
86 Thaddeus Moss	TE/FB	6'4	247	Fr.	HS	Charleston, W.V. (Mallard Creek)	55 Deonte Holden	DE
94 Monty Nelson	DT	6'2	315	Sr.	3VL	Plantation, Fla. (Plantation)	56 Bryce Kennedy	OG
27 Dakwa Nichols	RB	5'9	195	*Jr.	2VL	Rockingham, N.C. (Rockingham)	57 Tyler Griffiths	LS
32 Riley Nicholson	LB	6'0	229	So.	1VL	Kissimmee, Fla. (Osceola)	58 Airius Moore	LB
60 Grant Pacanovsky	DT	6'2	265	Fr.	HS	Cary, N.C. (Green Hope)	59 John Tu'uta	C
6 Dylan Parham	QB	6'4	210	Fr.	HS	Raleigh, N.C. (Southeast)	60 Grant Pacanovsky	DT
25 Sean Paul	CB	5'11	192	*Jr.	1VL	Vero Beach, Fla. (Vero Beach)	65 Garrett Bradbury	OG
10 Freddie Phillips, Jr.	CB	6'1	200	So.	SQ	Pelion, S.C. (Pelion)	66 Joe Scelfo	OL
53 David Pierson	LB	6'0	223	Fr.	HS	Wendell, N.C. (Jireh Prep)	67 Justin Witt	OL
3 Germaine Pratt	LB	6'3	230	Jr.	2VL	High Point, N.C. (Central)	69 Evin Bellamy	DE
70 Terronne Prescod	OG	6'5	338	*So.	1VL	Decatur, Ga. (Columbia)	70 Terrone Prescod	OG
50 Jackson Quiggle	LS	6'0	185	Fr.	HS	Sanford, N.C. (Southern Lee)	71 Joe Sculthorpe	OL
85 Jumichael Ramos	WR	6'2	200	Sr.	3VL	Lovejoy, Ga. (Lovejoy)	72 Philip Walton, Jr.	OT
54 Will Richardson	OT	6'6	303	*So.	1VL	Burlington, N.C. (Cummings)	73 Justin Chase	OT
19 C.J. Riley	WR	6'5	188	Fr.	HS	Coconut Creek, Fla. (N. Broward Prep)	73 Grant Bowman	DL
95 Tyrone Riley	DE	6'6	285	*Fr.	RS	Savannah, Ga. (Calvary Day School)	74 Emanuel McGirt, Jr.	OL
45 Darian Roseboro	DE	6'4	280	So.	1VL	Lincolnton, N.C. (Lincolnton)	75 Hampton Billips	DE
89 Thomas Ruocchio	TE	6'4	230	Fr.	HS	Raleigh, N.C. (Cardinal Gibbons)	75 Bryce Folsom	OL
1 Jaylen Samuels	TE/FB	5'11	223	Jr.	2VL	Charlotte, N.C. (Mallard Creek)	76 Harrison Gee	OL
66 Joe Scelfo	OL	6'1	300	*Gr.	TR	Bogart, Ga. (South Alabama/N. Oconee)	78 Aaron Wiltz	OT
71 Joe Sculthorpe	OL	6'2	290	Fr.	HS	Hampstead, N.C. (Topsail)	79 Ben Kaiser	OL
82 Brian Sessoms	WR	5'8	170	*Fr.	RS	Winston-Salem, N.C. (Carver)	80 Ben Grazen	WR
37 Josh Sessoms	SAF	6'2	198	*Sr.	2VL	Wilson, N.C. (Southern Nash)	82 Brian Sessoms	WR
48 Bryan Smith	LB	6'2	237	*Jr.	SQ	Oxford, N.C. (Webb)	83 Daeshawn Stephens	WR
39 James Smith-Williams	DE	6'4	235	*Fr.	RS	Raleigh, N.C. (Millbrook)	84 Vernon Grier	WR
22 Isaiah Stallings	SAF	6'4	205	Fr.	HS	Fayetteville, N.C. (Terry Sanford)	85 Jumichael Ramos	WR
83 Daeshawn Stephens	WR	6'2	205	Fr.	HS	Durham, N.C. (Hillside)	86 Thaddeus Moss	TE/FB
49 Matt Stevens	LB	6'0	212	Fr.	HS	Charlotte, N.C. (Hough)	87 Stephen Morrison	WR
2 Mike Stevens	CB	5'11	190	Jr.	2VL	Charlotte, N.C. (Davidson Day)	88 Pharoah McKeever	TE
35 Kentavious Street	DE	6'2	278	Jr.	2VL	Greenville, N.C. (Rose)	89 Thomas Ruocchio	TE
5 Josh Taylor	QB	5'11	189	Sr.	SQ	New Bern, N.C. (New Bern)	90 A.J. Cole III	P
29 Jack Tocho	CB	6'0	200	Gr.	3VL	Charlotte, N.C. (Independence)	90 Shug Frazier	DT
8 Maurice Trowell	WR	5'11	191	*So.	1VL	Durham, N.C. (Southern Durham)	91 Eurndraus Bryant	DL
59 John Tu'uta	C	6'3	280	*Sr.	SQ	Fredericksburg, Va. (Fork Union)	92 Kyle Bamard	PK
30 James Valdez	CB	6'0	189	Fr.	HS	Orangeburg, S.C. (Orangeburg-Wilkinson)	94 Monty Nelson	DT
72 Philip Walton, Jr.	OT	6'7	274	*Fr.	RS	Charlotte, N.C. (Charlotte Christian)	95 Tyrone Riley	DE
78 Aaron Wiltz	OT	6'5	300	*Fr.	RS	Baton Rouge, La. (Catholic)	96 Peter Daniel	OT
67 Justin Witt	OL	6'6	290	Fr.	HS	Chicago, Ill. (Lincoln-Way West)	97 Jackson Maples	PK
14 Dexter Wright	SAF	6'2	232	*So.	1VL	Wilson, N.C. (Hunt)	98 B.J. Hill	DT
8 Dravious Wright	NIC	5'10	208	Sr.	3VL	Vero Beach, Fla. (Vero Beach)	99 Quentez Johnson	DT

* - indicates redshirt; # - Daniel wears No. 64 when he's in at OT

THE LAST TIME IT HAPPENED

A PLAYER RUSHED FOR 100+ YARDS:

STATE: **Matt Dayes** (24-125-1) vs. Wake Forest, 10/1/16
 OPP: Elijah Hood (21-220-2), UNC, 11/28/15

A PLAYER RUSHED FOR 200+ YARDS:

STATE: **Matt Dayes** (16-205-2) vs. Wake Forest, 10/24/15
 OPP: Elijah Hood (21-220-2), UNC, 11/28/15

A PLAYER HAD A 75-YARD RUSH:

STATE: **Matt Dayes** (85) at Wake Forest, 10/24/15
 OPP: Kevin Smith (80), Central Florida, 9/1/07

A PLAYER HAD 30 CARRIES:

STATE: Brandon Mitchell (30-72) vs. Maryland, 11/30/13
 OPP: Wayne Gallman (31-172), Clemson, 10/31/15

TWO BACKS OVER 100 RUSHING YARDS, SAME GAME:

STATE: **Matt Dayes** (8-104), Shad.Thornton (12-111) at USA, 9/26/15
 OPP: Hood (21-220-2), Logan (6-100-2), UNC, 11/28/15

A PLAYER SCORED TWO RUSHING TOUCHDOWNS:

STATE: **Jalan McClendon** (2) vs. ODU., 9/16/16
 OPP: Hood (2), Logan (2), UNC, 11/28/15

A PLAYER SCORED THREE OR MORE RUSHING TOUCHDOWNS:

STATE: Matt Dayes (3) vs. S. Alabama, 9/26/15
 OPP: K. Williams, (3), Florida State, 9/27/14

A QUARTERBACK RUSHED FOR 100+ YARDS:

STATE: Jacoby Brissett (128) vs. UNC, 11/28/15
 OPP: L. Jackson (19-121-1), Louisville, 10/3/15

100 YARDS RUSHING, 100 YARDS PASSING, BY SAME PLAYER:

STATE: Jacoby Brissett (128 rush, 206 pass) vs. UNC, 11/28/15
 OPP: L. Jackson (121 rushing, 103 passing), Louisville, 10/3/15

A PLAYER PASSED FOR 300+ YARDS :

STATE: **Ryan Finley** (300) vs. Wake Forest, 10/1/16
 OPP: Dak Prescott (380), Mississippi St., 12/30/15

A PLAYER PASSED FOR 400+ YARDS :

STATE: Mike Glennon (493) vs. Clemson, 11/17/12
 OPP: Tajh Boyd (426), Clemson, 11/17/12

A PLAYER PASSED FOR 500+ YARDS:

STATE: Shane Montgomery (535), at Duke, 11/11/89
 OPP: Stephen Morris (566), Miami, 9/29/12

A PLAYER PASSED FOR FOUR OR MORE TOUCHDOWNS:

STATE: Brandon Mitchell (4) vs. East Carolina, 11/23/13
 OPP: Dak Prescott (4), Mississippi St., 12/30/15

A PLAYER THREW A 50+ YARD TOUCHDOWN:

STATE: **Ryan Finley to Stephen Louis** (80) vs. ECU., 9/10/16
 OPP: Dak Prescott to B. Holloway (55), Miss. St., 12/30/15

A PLAYER THREW FOR A 50+ YARD NON-TOUCHDOWN:

STATE: Jacoby Brissett to **Jaylen Samuels** (53) vs. UNC, 11/28/15
 OPP: Kevin Ellison Zach Walker (51), Ga. Southern, 8/30/14

A PLAYER HAD 30 COMPLETIONS:

STATE: Jacoby Brissett (32) vs. Florida State, 9/27/14
 OPP: T. Heinicke (35), Old Dominion, 9/6/14

A PLAYER HAD 40 PASSING ATTEMPTS:

STATE: Jacoby Brissett (47) vs. Florida State, 11/14/15
 OPP: J. Wolford (41) Wake Forest, 10/1/16

A PLAYER HAD 60 PASSING ATTEMPTS:

STATE: Russell Wilson (60) vs. Maryland, 11/27/10
 OPP: B.J. Symons (63), Texas Tech, 9/20/03

A PLAYER HAD 350+ YARDS OF TOTAL OFFENSE:

STATE: Jacoby Brissett (397 yards: 359 pass, 38 rush) vs. FSU, 9/27/14
 OPP: Dak Prescott (427 yards: 380 pass, 47 rush), Miss. St. 12/30/15

A PLAYER HAD 100+ YARDS RECEIVING:

STATE: **Stephen Louis** (4-102) vs. Wake Forest, 10/1/16
 OPP: T. Hines (9-125), Wake Forest, 10/1/16

A PLAYER HAD 150+ YARDS RECEIVING:

STATE: Tobais Palmer (7-219-3) vs. Clemson, 11/17/12
 OPP: J. West (7-161), Syracuse, 11/1/14

A PLAYER HAD 200+ YARDS RECEIVING:

STATE: Tobais Palmer (7-219-3) vs. Clemson, 11/17/12
 OPP: Torrey Smith (14-224-4), Maryland, 11/27/10

A PLAYER HAD A 50+YARD RECEPTION:

STATE: **Stephen Louis** (80) vs. ECU., 9/10/16
 OPP: B. Holloway (55), Mississippi St., 12/30/15

TWO PLAYERS OVER 100 RECEIVING YARDS, SAME GAME:

STATE: Tobais Palmer (7-219-3), Mario Carter (7-105-1) vs. Clem., 11/17/12
 OPP: R. Greene (11-125), J. Wilson (6-109), Florida State, 9/27/14

A PLAYER SCORED THREE OR MORE RECEIVING TOUCHDOWNS:

STATE: Tobais Palmer (3) vs. Clemson, 11/17/12
 OPP: Torrey Smith (4), Maryland, 11/27/10

A PLAYER HAD 10 RECEPTIONS IN A GAME:

STATE: Bryan Underwood (11) vs. Wake Forest, 10/5/13
 OPP: Rashad Greene (11), Florida State, 9/27/14

A PLAYER SCORED A TOUCHDOWN ON HIS FIRST CAREER REC:

STATE: **Pharoah McKeever** vs. Mississippi St, 12/30/15

AN OFFENSIVE LINEMAN SCORED A TOUCHDOWN:

STATE: Derek Green recovered a Wolfpack fumble at Fla. St., 11/10/01

A PLAYER SCORED A TWO-POINT CONVERSION:

STATE: **Bra'Lon Cherry** from Jacoby Brissett, UNC, 11/28/15
 OPP: Brandon Ford from Tajh Boyd, Clemson, 11/17/12

A PLAYER SCORED 20 OR MORE POINTS IN A GAME:

STATE: T.A. McLendon (30) at Texas Tech, 9/21/02
 OPP: Torrey Smith (24), Maryland, 11/27/10

A PLAYER KICKED FOUR FIELD GOALS IN A GAME:

STATE: Niklas Sade (4), vs. UNC, 11/2/13
 OPP: Casey Barth (4), North Carolina, 11/20/10

A PLAYER KICKED A 50-YARD FIELD GOAL:

STATE: Niklas Sade (50) vs. Miami, 9/29/12
 OPP: Travis Baltz (52), Maryland, 11/27/10

A PLAYER KICKED A GAME-WINNING FIELD GOAL (REGULATION):

STATE: Niklas Sade (48 yards, 33 seconds) vs. Richmond, 9/7/13
 OPP: Obi Egekeze (20 yards, 6 seconds), Maryland, 10/25/08

A PLAYER KICKED A GAME-WINNING FIELD GOAL (OVERTIME):

STATE: Steven Hauschka (42 yards, 1st Overtime) at Miami, 11/3/07
 OPP: N/A

A PLAYER POSTED A 50-YARD PUNT AVERAGE IN A GAME (3 punt min):

STATE: **A.J. Cole** (54.5) vs. Wake Forest, 10/1/16
 OPP: Pat O'Donnell (59.7 yards), Cincinnati, 9/22/11

A PLAYER KICKED 70-YARD PUNT:

STATE: **A.J. Cole, III** (72 yards) vs. Wake Forest, 10/1/16
 OPP: Pat O'Donnell (76 yards), Cincinnati, 9/22/11

A PLAYER HAD 100+ YARDS IN KICKOFF RETURNS:

STATE: **Nyheim Hines** (6-129) vs. Mississippi St., 12/30/15

NC State vs. Notre Dame

OPP: Justus Pickett (139), Maryland, 11/26/11

A KICKOFF WAS RETURNED FOR A TOUCHDOWN:

STATE: **Nyheim Hines** (100 yards), vs. Clemson, 10/31/15
OPP: DeVon Edwards (100 yards), Duke, 11/9/13

A PLAYER HAD 100+ YARDS IN PUNT RETURNS:

STATE: Darrell Blackman (102) vs. Florida State, 11/11/04

A (NON-BLOCKED) PUNT WAS RETURNED FOR A TD:

STATE: **Bra'Lon Cherry** (52 yards) vs. Wake Forest, 10/24/15
OPP: Giovani Bernard (74 yards), UNC, 10/27/12

A PLAYER HAD 15+ TACKLES:

STATE: Earl Wolff (19) vs. Clemson, 11/24/12
OPP: J. Bates (15), Wake Forest, 10/1/16

A PLAYER HAD 20+ TACKLES:

STATE: Andre Maddox (20) vs. Georgia Tech, 11/2/02
OPP: Daryl Mapp (23), North Carolina, 11/10/07

A PLAYER HAD TWO INTERCEPTIONS:

STATE: Jerod Fernandez (2) vs. Florida State, 9/27/14
OPP: DeVon Edwards (2), Duke, 11/9/13

A PLAYER HAD 100+ YARDS IN INTERCEPTION RETURNS:

STATE: Marcus Hudson (100) at Duke, 11/3/01
OPP: Patrick Hinton (114), South Carolina, 10/29/88

AN INTERCEPTION WAS RETURNED FOR A TOUCHDOWN:

STATE: **Darian Roseboro** (20 yards) vs. Syracuse, 11/21/15
OPP: DeVon Edwards (35 & 45 yards), Duke, 11/9/13

A FUMBLE WAS RECOVERED FOR A TD:

STATE: Garland Heath recovered a snap in the endzone vs. UVa., 11/1/03
OPP: Vic Beasley (16 yards), Clemson, 10/4/14

A FUMBLE WAS RETURNED FOR A TD:

STATE: Brandan Bishop (33 yards) vs. Georgia Tech, 10/1/11
OPP: Dexter McDougale of Maryland 66 yard fumble recovery, 11/26/11

A PLAYER FORCED A SAFETY:

STATE: Terrell Manning (10 yard sack) vs. North Carolina, 11/20/10
OPP: W. Hall (9-yard sack), Virginia, 11/3/12

A PLAYER BLOCKED A PUNT:

STATE: Mike Rose vs. Florida State, 10/6/12
OPP: Devin Taylor, South Carolina, 9/3/09

A PUNT WAS BLOCKED FOR A TD:

STATE: Colby Jackson blocked, D.J. Green recovered vs. BC, 10/9/10
OPP: Quinton Person recovered a blocked punt by Wallace Wright for UNC, 9/24/05

A PLAYER BLOCKED A FIELD GOAL:

STATE: Alan-Michael Cash, vs. North Carolina, 11/28/09
OPP: Stanley Absanon, Eastern Kentucky, 9/12/15

A FIELD GOAL WAS BLOCKED FOR A TD:

STATE: Lloyd Harrison ret. Bobbie Cotten block 57 yds at Md, 11/21/98
OPP: Hanis Bowns blocked and returned FG 80 yards, Ark. St, 9/2/03

#STATEMENTS OF PRIDE

ATHLETIC HIGHLIGHTS

- NC State was the first ACC institution to integrate athletics in 1956.
- NC State boasts the highest number of ACC Postgraduate Scholarship awarded among all 15 ACC Universities.
- NC State has ascended a remarkable 62 positions in the Learfield Directors' Cup Standings, including a school-record 27th-place finish in 2015, and the second highest finish in school history, 32nd place, in 2016.
- Five of the 10 highest Directors' Cup finishes in school history have come over the last five years, as NC State continues to establish a level of competitive consistency.
- NC State is making tremendous strides in the classroom as the three highest Graduation Success Rates and Federal Graduation Rates have been achieved over the past three years. Wolfpack student-athletes posted a school-record 83 percent Graduation Success Rate in the most recent rankings.
- After have just one program finish in the Top 25 in 2010, a combined 19 teams finished ranked in the Top 25 over the past two years, including nine in 2015-16.
- Five teams finished in the Top 11 in their sports in 2015-16, including three in the Top 10, led by No. 4 men's swimming and diving, which matched the highest NCAA finish ever by an ACC program.
- NC State completed a \$35 million renovation to storied Reynolds Coliseum and the addition of the NC State Athletics Walk of Fame & History, and last year opened the \$14 million Close-King Indoor Practice Facility.

- NC State athletes and coaches are well represented in the National Collegiate and NFL Halls of Fame: Seven members of the College Football Hall of Fame (players Jack McDowall, Roman Gabriel, John Richter, Jim Donnan and Dennis Byrd and coaches Buck Shaw and Lou Holtz). Additionally, Gabriel is a member of the Pro Football Hall of Fame.

UNIVERSITY HIGHLIGHTS

- NC State is one of the nation's preeminent research institutions, attracting top faculty and students from around the world and with nearly 35,000 students, NC State educates more North Carolinians than any other university.
- NC State and its alumni provide \$6.5 billion in annual economic impact for the state.
- U.S. News & World Report ranks NC State as one of the top five public university values in the country, and as a top-20 "up-and-comer," recognizing its rising national profile.
- The Princeton Review and Washington Monthly also rate NC State among the top 5 best public university values.
- PayScale also ranks NC State first among N.C. public universities in average graduate mid-career salary.
- NC State's Centennial Campus is the premier university research campus in the country, where industry and government partners work alongside faculty, staff and students in state-of-the-art facilities.
- NC State is home to Hunt Library, a world-class research library with more than one million volumes managed by a robotic book retrieval system. The library was just included on a list of "Most Spectacular Libraries in the World".

WOLFPACK PLAYER BIOS

50 TONY ADAMS, OG/C

6'2315 ... Jr. ... Charlotte, N.C. (Independence)

- √ Most experienced starter (at NC State) on the offense with 26 career starts.
- √ On the preseason watch list for the Wuerffel Trophy.
- √ Moved from Boston to Charlotte prior to his junior year of high school, he started playing competitive tennis at the age of 2 and was his high school's No. 1 singles player.
- √ Father, Carl, was a three-time wrestling All-American and two-time national champion for Iowa State. He served as the wrestling coach at Boston University for 33 years and has invented 'machines' that are used by almost every wrestling program in the nation.

2016 Adams Game by Game Stats

Opponent	Pl	KD	Sk Allowed
*W&M	81	2	0
*@ ECU	66	2	0
*ODU	62	3	0
*WFU	80	3	0

Adams Career Stats

Year	GP-GS	Ply	KD	Sk Allow
2014	12-9	635	NA	NA
2015	13-13	940	NA	NA
2016	4-4	289	10	0
Totals	29-26	1,864	NA	NA

Adams Career Bests

Plays.....95UNC (2015)

92 KYLE BAMBARD, PK

5'8 ... 190 ... So. ... Walled Lake, Mich. (Walled Lake Western)

- √ Connected on a career-long 48-yarder in the win over Wake Forest.

2016 Bambard Game by Game Stats

Opponent	PAT	Made	Missed	Blk	KO	TB	OB	Punt
W&M	4-5	-	-	-	2	0	0	0
@ ECU	3-3	30	-	-	6	2	1	0
*ODU	7-7	-	-	-	6	1	0	0
*WFU	3-4	20, 48	-	-	7	0	0	0

Bambard Career Stats

Year	GP-GS	FG-FGA	0-29	30-39	40-49	50+	LG	PAT	KO	TB	Punt
2015	13-13	7-14	1-1	6-9	0-4	0	36	54-56	1	0	1-49
2016	4-2	3-3	1-1	1-1	1-1	0	48	17-19	21	3	0-0
Totals	17-15	10-17	2-2	7-10	1-5	0	48	71-75	2	3	1-49

Bambard Career Bests

PATs.....9S. Alabama (2015)
 Field Goals.....2VT (2015)
 Kickoffs.....6ECU (2016)
 KO Yards.....387ECU (2016)

24 SHAWN BOONE, SS

5'10 ... 201 ... Jr. ... Palm Beach Gardens, Fla. (Dwyer)

- √ Will miss the first half of the Notre Dame game after a targeting foul vs. Wake Forest.

2016 Boone Game by Game Stats

Opponent	Pl	Ht	Ast	Tot	TFL-Yd	Sk-Yd	PBU/CF/RF
*W&M	43	2	1	3			
*@ ECU	79	4	3	7			1/0
*ODU	48	1	2	3			
*WFU	56	1	5	6			

Boone Career Stats

Year	GP-GS	Pl	Hit	Ast	Tot	TFL	Sk	PBU	CF/RF	INT
2014	13-0	59	9	7	16	0.5-0	0-0	1	1/0	
2015	9-2	199	9	4	13	2-3	1-2	0	1/1	
2016	4-4	226	8	11	19	0-0	0-0	0	1/0	
Totals	26-6	484	26	22	48	2.5-3	1-2	1	3/1	

Boone Career Bests

Plays.....79ECU (2016), Clemson (2015)
 Tackles.....7ECU (2016)

65 GARRETT BRADBURY, OG

6'3293 ... *So. ... Charlotte, N.C. (Charlotte Christian)

- √ Earned his first career start in the season opener and has started every game this season.
- √ Father, Tim, played college ball at Eastern Washington.

2016 Bradbury Game by Game Stats

Opponent	Pl	KD	Sk Allowed
*W&M	81	3	1
*@ ECU	65	0	0
*ODU	70	3	0
*WFU	78	3	0

Bradbury Career Stats

Year	GP-GS	Ply	KD	Sk
2015	9-0	36	NA	NA
2016	4-4	294	9	1
Totals	13-4	252	NA	NA

Bradbury Career Bests

Plays.....81W&M (2016)

91 EURNDRAUS BRYANT, DE

6'1 ... 325 So. ... N. Charleston, S.C. (Ft. Dorchester)

Pronunciation: ahn DRAY us

2016 Bryant Game by Game Stats

Opponent	Pl	Ht	Ast	Tot	TFL	Sk	QP	PBU	CF/RF
W&M	13	1	1	2					
@ ECU	26	2	1	3	1-2				
ODU					DNP - Injured				
WFU	28	0	0	0					

Bryant Career Stats

Year	GP-GS	Ply	Ht	Ast	Tot	TFL	SK	CF/RF
2015	13-0	102	4	4	8	2-8	1-5	0/1
2016	3-0	67	3	2	5	1-2		
Totals	16-0	169	7	6	13	3-10	1-5	0/1

13 BRA'LOM CHERRY, WR

5'11 ... 191 ... Sr. ... New Bern, N.C. (New Bern)

Pronunciation: BRAY luhn

√ Ranks eighth in school history with a 11.3 yard career punt return average.
His 451 career punt return yards ranks 11th in school history.

√ An honorable mention All-ACC performer as a returner in 2015.

2016 Cherry Game by Game Stats

Opponent	PI	Rec	Yds	TD	LP	Rush	KOR	PR-Yds
*W&M	39	3	36	1	16	0-0	0-0	1-13
*@ ECU	55	4	44	0	22	0-0	0-0	1-2
ODU	31	2	22	0	12	0-0	0-0	0-0
*WFU	44	2	17	0	17	0-0	0-0	3-11

Cherry Career Stats

Year	GP-GS	PI	Rec	Yds	TD	LG	Rush	PR	KOR
2013	9-1	150	8	68	0	19	4-35-0	9-152	
2014	13-8	414	27	354	3	49	6-40-2	4-32-0	0-0
2015	13-7	444	21	263	0	36	2-(3)-0	27-358-1	3-102
2016	4-3	169	11	119	1	17	0-0	5-26-0	0-0
Totals	39-19	1177	67	804	4	49	8-37-2	40-451-1	12-254

Cherry Career Bests

Plays.....	62Clemson (2015)
Receptions.....	5Louisville (2014)
Rec. Yards.....	51Louisville (2014)
Rec. TDs.....	2Georgia Southern (2014)
Punt Returns.....	4EKU (2015)
PR Yards.....	74EKU (2015)
PR Touchdowns.....	1WFU (2015)

9 BRADLEY CHUBB, DE

6'4 ... 275 ... Jr. ... Powder Springs, Ga. (Hillgrove)

√ Elected a team captain for the season.

√ Chosen to wear Mario Williams' honored No. 9 jersey.

√ Added 25 lbs in the past year.

√ Father Aaron played at Georgia and brother Brandon was a LB at WFU.

2016 Chubb Game by Game Stats

Opponent	PI	Ht	Ast	Tot	TFL	Sk-Yd	QP	PBU	CF/RF	BK	INT
*W&M	32	2	2	4							
*@ ECU	51	0	2	1-2			2				
*ODU	31	3	1	4	2-4						
*WFU	47	3	0	3	2-12	2-12			1/0		

Chubb Career Stats

Year	GP-GS	PI	Hit	Ast	Tot	TFL	Sk-Yd	CF/RF	QP	PBU	BK	INT
2014	11-0	17	1	2	3							
2015	13-13	630	29	40	69	12-46	5.5-32	3/0	8	1	11-0	
2016	4-4	161	8	5	13	5-18	2-12	1/0	2			
Totals	28-17	808	38	47	85	17-64	7.5-44	4/0	10	1	11-0	

Chubb Career Bests

Plays.....	65BC, Clemson (2015)
Tackles.....	9BC (2015)
TFL.....	5BC (2015)
Sacks.....	2WFU (2016), BC (2015)
QP.....	2vs. four teams

6 NILES CLARK, CB/NICKEL

5'11 ... 186 ... *Gr. ... Marietta, Ga. (Lassiter)

√ Earned his first career start in the win over Wake Forest.

2016 Clark Game by Game Stats

Opponent	PI	Ht	Ast	Tot	TFL	PBU	QP	INT	Blk	Kk
W&M	22	1	1	2						
@ ECU	34	3	0	3						
ODU	24	2	1	3						1
*WFU	28	3	1	4		1				

Clark Career Stats

Year	GP-GS	PI	Hit	Ast	Tot	TFL	PBU	Int	Blk
2013	9-0	90	1	1	2		2	0-0	
2014	13-0	216	10	2	12	1-2	3	0-0	
2015	13-0	267	19	5	24	1-3	1	2-0	
2016	4-1	108	9	3	12		1		1
Totals	39-1	681	39	11	50	2-5	7	2-0	1

Clark Career Bests

Plays.....	54Syracuse (2014)
Tackles.....	4WFU (2016)
TFL.....	1EKU (2015)

90 A.J. COLE, III, P

6'4240 ... So. ... College Park, Ga. (Woodward Academy)

√ Has been named to the Watch List for the Ray Guy Award.

√ Leads the ACC in punting this with a 49.7 yard average. That mark would rank 3rd in the FBS if he had enough attempts to qualify (3.6 per game).

√ Boomed a 61-yarder at ECU and tied his career high with a 72-yarder versus Wake Forest.

√ Has 18 boots of over 50 yards for his career.

√ Career punting average of 42.7 ypp ranks second in school history - best since 1977.

√ Only one of his punts has been returned in 2016 (6 yards). The Wolfpack leads the ACC and ranks 3rd in the FBS in net punting (47.10).

2016 Cole Game by Game Stats

Opponent	Punt	Yds	Avg	LG	TB	FC	I20	BK
*W&M	2	80	40.0	41	0	1	0	0
*@ ECU	2	104	52.0	61	0	0	1	0
*ODU	2	95	47.5	54	0	0	1	0
*WFU	4	218	54.5	72	1	2	1	0

Cole Career Stats

Year	GP-GS	Punt	Yds	Avg	LG	TB	FC	I20	+50	BK
2015	13-13	66	2,750	41.7	72	6	26	28	14	0
2016	4-4	10	497	46.6	72	1	3	3	4	0
Totals	17-17	76	3,247	42.7	72	7	29	31	18	0

Cole Career Bests

Punts.....	9BC (2015)
Punting Yards.....	392BC (2015)
Punt Average.....	54.5WFU (2016)
Long Punt.....	72WFU (2016), BC (2015)
Punts Inside 20.....	4ODU, WFU (2015)

48 COLE COOK, TE

6'6 ... 250 ... Jr. ... Carrollton, Ga. (Carrollton)

- √ Elected to serve as a team captain in 2016.
- √ Caught his first career TD pass versus ODU.
- √ Mother, Kelli, played on two national championship teams for Coach Pat Summitt at Tennessee, father Stan was a pro baseball player.

2016 Cook Game by Game Stats

Opponent	PI	Rec	Yds	TD	LP
W&M	37	1	6	0	6
*@ ECU	26	0	0	0	-
*ODU	33	1	8	1	8
WFU	40	1	27	0	27

Cook Career Stats

Year	GP-GS	PI	Rec	Yds	TD	LP
2014	13-2	230	0	0	0	-
2015	13-4	500	6	61	0	13
2016	4-2	136	3	41	1	27
Totals	30-8	866	9	102	1	27

Cook Career Bests

Plays.....52.....ODU (2015), Troy (2015)
 Receptions.....3.....S. Alabama (2015)
 Rec. Yards.....34.....S. Alabama (2015)

64/96 PETER DANIEL, OT

6'6 ... 294 ... *Jr. ... Raleigh, N.C. (Broughton)

- √ Walkon who has added over 80 lbs. in the past two years.

2016 Daniel Game by Game Stats

Opponent	PI	KD	Sk Allowed
W&M	6	0	1
@ ECU	Special Teams Only		
ODU	9	0	0
WFU	Special Teams Only		

Daniel Career Stats

Year	GP-GS	Ply	KD	SK	Allow
2015	13-0	43	NA	NA	
2016	4-0	15	0	0	
Totals	17-0	58	NA	NA	

21 MATT DAYES, RB

5'9 ... 203 ... Sr. ... Weston, Fla. (Cypress Bay)

- √ Ranks fourth in the ACC, 23rd in the FBS, with 109.3 rushing yards per game this week.
- √ Ranks 12th in school history with 2,127 career rushing yards.
- √ Has rushed for over 100 yards in eight of his last 11-1/2 games. His eight career 100-yard games ranks ninth on the Wolfpack single-season list.
- √ Has 3,388 career all-purpose yards, the 11th best mark in school history.
- √ Boasts the fifth highest rushing yards-per-attempt mark in school history: 5.3 yards per carry.
- √ Ranks fifth in career rushing touchdowns (27), tied for fourth (with Torry Holt) in career total touchdowns (33).
- √ Saw his first action since breaking his foot in game 8 last season in the opener.
- √ Voted a team captain for 2015.
- √ In 2015: First Wolfpack player since Joe McIntosh in 1981 to rush for 100+

yards in four straight games and first since 2002 to rush for 100+ yards in five games during the season.

- √ He was the only player in the nation in 2014 with 300-plus yards rushing and receiving along with five or more TDs rushing and receiving.
- √ On the preseason watch list for the Doak Walker and Maxwell Awards.

2016 Dayes Game by Game Stats

Opponent	PI	Att	Yds	TD	Lg	Rec-Yds	TD	LG
*W&M	48	23	138	2	30	2-18	0	14
*@ ECU	48	14	103	0	54	4-15	0	6
*ODU	34	14	71	0	18	4-53	0	38
*WFU	61	24	125	1	29	0-0	0	-

Dayes Career Stats

Year	GP-GS	PI	Rush	Yds	TD	LG	Avg	Rec-Yds	TD	LG	KOR
2013	11-0	207	62	252	4	42	4.1	10-173	1	61	7-125
2014	13-4	414	104	573	8	68	5.5	32-321	5	39	21-384
2015	8-8	359	134	865	12	85	6.5	24-172	0	61	0-0
2016	4-4	191	75	437	3	54	5.2	10-86	0	38	0-0
Totals	36-16	1,171	375	2,127	27	85	5.3	76-752	6	61	28-509

Dayes Career Bests

Snaps.....61.....WFU (2016), VT (2015)
 Rush.....24.....Troy (2015), EKY (2015)
 Rush Yards.....205.....WFU (2015)
 Rush TDs.....3.....vs. 3 teams
 Long Rush.....85.....WFU (2015)
 Receptions.....6.....S. Ala. (2015), Ga. Southern (2014)
 Rec. Yards.....72.....Boston College (2013)

41 CLARK EYERS, TE

6'5 ... 252 .. *Sr. .. Dunn, N.C. (Midway)

Pronunciation: AIRS

- √ Former walkon who earned a scholarship prior to the season.

2016 Eyers Game by Game Stats

Opponent	PI	Rec	Yds	TD	LP
W&M	22	0	0	0	-
@ ECU	7	0	0	0	-
ODU	8	0	0	0	-
WFU	11	0	0	0	-

Eyers Career Stats

Year	GP-GS	PI	Rec	Yds	TD	LP
2015	4-0	31	0	0	-	-
2016	4-0	48	0	0	-	-
Totals	8-0	79	0	0	-	-

4 JEROD FERNANDEZ, LB

6'0 ... 220 .. *Jr. .. Lake Mary, Fla. (Lake Mary)

Pronunciation: JERE udd

- √ Led the team in tackles and picked off his fourth career pass in the season opener.

2016 Fernandez Game by Game Stats

Opponent	PI	Ht	Ast	Tot	TFL	SK	PBU	INT	QP
*W&M	43	6	1	7	1-2			1-11	
*@ ECU	72	2	3	5	0.5-0		1		
*ODU	42	0	3	3					
*WFU	59	2	4	6					

Fernandez Career Stats

Year	GP-GS	PI	Hit	Ast	Tot	TFL	SK	PBU	QP	CF/RF	INT
2014	12-10	682	32	46	78	4-22	1-13	3		1/0	2-19
2015	13-8	578	13	34	47	3-11	0.5-5		1		2-39
2016	4-4	216	10	11	21	1.5-2		1			1-11
Totals	27-20	1,476	55	91	146	6.5-32	1.5-18	4	1	1/0	4-58

Fernandez Career Bests

Plays.....	83	Old Dominion (2014)
Tackles.....	13	Boston College (2014)
Tackles for Loss.....	1	W&M, ODU (2015)
Sacks.....	0.5	ODU (2015)
Interceptions.....	2	FSU (2014)

15 RYAN FINLEY, QB

6'4 ... 200 ... *So. (Gr.) ... Phoenix, Az. (Paradise Valley/Boise St.)

√ Ranks fourth in the FBS (2nd in ACC) in completion percentage (.724).

√ Ranks 11th in the FBS (3rd in ACC) in passing efficiency (171.7)

√ No NC State QB has every had more attempts as a starter before throwing his first INT.

√ Led the Wolfpack to two scores in the win at South Alabama while posting the best completion percentage (.809) for an NC State QB in his debut as a starter.

√ One of just two starting ACC QBs who has not thrown an INT in 2016.

√ Transferred from Boise State in the summer of 2016 after earning his degree in three years. Was granted a sixth year of eligibility by the NCAA.

2016 Finley Game by Game Stats

Opponent	PI	Cmp-Att	Yds	Int	TD	Lg	Rush-Yds	TD	Tot Off
*W&M	61	17-21	174	0	2	22	5-6	0	180
*@ ECU	66	20-31	259	0	1	80	6-20	1	274
*ODU	58	24-28	285	0	3	40	4-0	0	281
*WFU	79	23-36	300	0	3	41	6-17	0	317

Finley Stats at NC State

Year	GP-GS	Ply	Cmp-Att	Yds	Int	TD	Lg	Pct.	Rush-Yds
2016	4-4	264	84-116	1,018	0	9	80	.724	21-43

Finley Stats at Boise State

Year	GP-GS	Cmp-Att	Yds	Int	TD	Lg	Pct.	Rush-Yds
2014	5-0	12-27	161	1	2	43	.444	7-31
2015	3-3	46-70	485	4	1	43	.657	22-42
Totals	8-3	58-97	646	5	3	43	.597	29-73

22 JOHNNY FRASIER, RB

5'10 ... 224 ... *Fr. ... Princeton, N.C. (S. Guilford)

2016 Frasier Game by Game Stats

Opponent	PI	Att	Yds	TD	Lg	Rec-Yds	TD	LG	
W&M	7	7	26	1	28	0-0	-	-	
@ECU		Did Not Play							
ODU	2	2	8	0	8	0-0	-	-	
WFU	3	3	15	0	14	0-0	0	-	

Frasier Career Stats

Year	GP-GS	PI	Rush	Yds	TD	LG	Avg	Rec-Yds	TD	LG
2016	3-0	12	12	49	1	28	4.1	0-0	-	-

4 REGGIE GALLASPY, II, RB

5'11 ... 225 ... So. ... Greensboro, N.C. (S. Guilford)

Pronunciation: gahl ASS bee

√ Turned in the longest run of his career - a 37-yard TD scamper - at ECU.

2016 Gallaspy Game by Game Stats

Opponent	PI	Att	Yds	TD	Lg	Rec-Yds	TD	LG
W&M	21	4	25	0	7	1-6	0	6
@ ECU	15	5	61	1	37	1-7	0	7
ODU	17	5	20	0	12	1-(4)	0	(4)
WFU	4	2	11	0	8	0-0	0	-

Gallaspy Career Stats

Year	GP-GS	PI	Att	Yds	TD	Lg	Rec-Yds	TD	LG
2015	12-1	164	66	316	4	35	4-39	0	21
2016	4-0	57	16	117	1	37	3-9	0	6
Totals	16-1	221	82	433	4	37	7-38	0	21

80 BEN GRAZEN, WR

5'9 ... 190 ... RS - Jr. ... Cary, N.C. (Cardinal Gibbons)

√ Former walk-on who earned a scholarship.

2016 Grazen Game by Game Stats

Opponent	PI	Rec	Yds	TD	LP	Rush-Yd
W&M	5	0	0	0	-	0-0
@ ECU		DNP				
ODU	2	0	0	0	-	0-0
WFU		DNP				

Grazen Career Stats

Year	GP-GS	PI	Rec	Yds	TD	LP	Rush	Yds
2015	4-0	13	0	0	0	-	1	(5)
2016	2-0	7	0	0	0	-	0	0
Totals	6-0	20	0	0	0	-	1	(5)

57 TYLER GRIFFITHS, LS

6'2 ... 230 ... So. ... Indian Trail, N.C. (Sun Valley)

2016 Griffiths Game by Game Stats

Year	GP-GS	PI	Punt Snaps	Short Snaps
2015	12-0	0	67	70
2016	4-0	0	10	22
Totals	16-0	0	77	92

3 KELVIN HARMON, WR

6'3 ... 196 ... Fr. ... Palmyra, N.J. (Palmyra)

√ Rookie who hauled in two touchdowns in the win over Wake Forest.

2016 Harmon Game by Game Stats

Opponent	PI	Rec	Yds	TD	LP
W&M	38	2	53	0	29
@ ECU	7	0	0	0	-
*ODU	37	3	41	0	21
WFU	40	2	43	2	36

Harmon Career Stats

Year	GP-GS	PI	Rec	Yds	TD	LP
2016	4-1	122	7	137	2	36

33 CONNOR HASKINS, PK

5'8 ... 176 ... Gr. ... Lumberton, N.C. (UNC Pembroke/Lumberton)

√ Graduate transfer from UNC Pembroke, he did not play football in 2015.

2016 Haskins Game by Game Stats

Opponent	PAT	Made	Missed	Blk	KO	TB	OB	Punt
*W&M	1-1	-	-	-	-	-	-	--
*@ ECU	0-0	-	44, 42	-	-	-	-	--
ODU			DNP					
WFU			DNP					

Haskins Career Stats (at NC State)

Year	GP-GS	FG-FGA	0-29	30-39	40-49	50+	LG	PAT	KO	TB
2016	2-2	0-2	0-0	0-0	0-2	0	-	1-1	0	0

Haskins Career Stats (at UNC Pembroke)

Year	GP-GS	FG-FGA	0-29	30-39	40-49	50+	LG	PAT	KO	TB
2012	10-10	11-15	8-9	1-2	2-3	0-1	48	31-34	1	0
2013	11-11	14-19	9-11	2-3	3-5	0-0	48	49-50	75	16
2014	10-10	13-19	6-7	3-5	3-5	1-2	50	11-12	33	6
Totals	31-31	38-53	23-27	6-10	8-13	1-3	50	91-96	109	22

98 B.J. HILL, DT

6'4 ... 313 ... Jr. ... Oakboro, N.C. (W. Stanley)

2016 Hill Game by Game Stats

Opponent	PI	Ht	Ast	Tot	TFL	Sack	QP	PBU	CF
*W&M	32	0	1	1					
*@ ECU	49	2	4	6					1
*ODU	31	0	1	1					
*WFU	62	1	3	4					1

Hill Career Stats

Year	GP-GS	PI	Hit	Ast	Tot	TFL	Sk	CF/RF	QP	PBU
2014	12-5	486	20	20	40	7.5--23	1.5-4		2	1
2015	13-13	613	24	27	51	11-36	3.5-12		4	3
2016	4-4	174	3	9	12			1/0		1
Totals	29-22	1,273	47	56	103	18.5-59	5-16	1/0	6	5

Hill Career Bests

Plays.....	68Louisville (2015)
Tackles.....	8Clemson (2014)
Tackles for Loss.....	3EKU (2015)
Sacks.....	1EKU (2015), Clemson (2014)

7 NYHEIM HINES, WR

5'9 ... 197 ... So. ... Garner, N.C. (Garner)

√ Missed the ODU game with an injury, he played only on special teams vs. Wake Forest.

√ 24.9 KOR average is tied as the 8th-best career mark in school history.

√ 1,095 career kickoff return yards ranks 7th.

√ An 2015 honorable mention All-ACC performer as a specialist, he was also named a freshman All-American.

√ Earned All-American honors in outdoor track with the 4x100 meter relay squad.

2016 Hines Game by Game Stats

Opponent	PI	Rec	Yds	TD	LP	KOR	Rush-Yd
*W&M	35	4	42	0	21	1-25	3-8
*@ ECU	35	3	28	0	12	5-95	1-14
ODU			DNP - Injured				
WFU	8	0	0	0	-	3-55	0-0

Hines Career Stats

Year	GP-GS	PI	Rec	Yds	TD	LP	Rush	KOR	Avg
2015	13-5	392	20	256	1	58	48-243	35-920	26.3
2016	3-2	78	7	70	0	21	4-22	9-175	29.4
Totals	16-7	470	27	326	1	58	52-265	44-1095	24.9

55 DEONTE HOLDEN, DE

6'4 ... 240 *So. ... Landover, Md. (Dematha)

2016 Holden Game by Game Stats

Opponent	PI	Ht	Ast	Tot	TFL	Sk	QP	PBU	INT
ODU	19	0	2	2	0.5-0				

44 FORD HOWELL, LB

6'1 ... 240 ... *Jr. ... Memphis, Tenn. (University School/Wake Forest)

2016 Howell Game by Game Stats

Opponent	PI	Ht	Ast	Tot	TFL	PBU	QP	INT
W&M	6	0	0	0				
@ ECU	7	0	0	0				
ODU	19	0	1	1				
WFU	ST	2	0	2				

Howell Career Stats

Year	GP-GS	PI	Hit	Ast	Tot	TFL	PBU
2015	12-0	34	2	5	7	1.5-2	
2016	4-0	32	2	1	3	0-0	0
Totals	16-0	66	4	6	10	1.5-2	0

11 JOSH JONES, FS

6'2 ... 215 ... *Jr. ... Walled Lake, Mich. (Walled Lake Western)

√ Leads the team in tackles, he led the Pack with 13 stops at ECU and a dozen vs. Wake Forest.

√ Had two crucial passes broken up versus Wake Forest - one a 3rd-8 in the 2nd quarter. Also had an eight-yard sack on a third and 9 in the 3rd quarter.

√ Picked off his sixth career pass vs. William & Mary.

2016 Jo. Jones Game by Game Stats

Opponent	PI	Ht	Ast	Tot	TFL	Sk	CF/RF	PBU	INT
*W&M	49	1	1	2					1-9
*@ ECU	79	9	4	13	1-6				
*ODU	62	2	7	9					
*WFU	70	9	3	12	1-8	1-8			2

Jo. Jones Career Stats

Year	GP-GS	PI	Hit	Ast	Tot	TFL-YD	Sk-Yd	PBU	Int	CF/RF
2014	12-8	693	42	14	56	1-14	1-14	7	4-37	
2015	13-11	686	35	29	64	3-9	0.5-4	2	1-0	0/2
2016	4-4	260	21	15	36	2-14	1-8	2	1-9	
Totals	29-23	1,639	98	58	156	6-37	2.5-26	11	6-46	0/2

Jones Career Bests

Plays.....	84Syracuse (2014)
Tackles.....	13ECU (2016), BC (2014)
Tackles for Loss.....	1vs. several
Sacks.....	1WFU (2016), Clemson (2014)
PBUs.....	3Clemson (2014)

27 JUSTIN JONES, DT
6'2 ... 312 ... Jr. ... Austell, Ga. (S. Cobb)

2016 Justin Jones Game by Game Stats

Opponent	Pl	Ht	Ast	Tot	TFL	Sk	QPCF/RF
*W&M	26	2	0	2			
*@ ECU	52	2	4	6	1-2		
*ODU	31	1	3	4	1-11	1-11	1
*WFU	49	0	2	2			

Jones Career Stats

Year	GP-GS	Pl	Hit	Ast	Tot	TFL	Sk	QP	PBU	CF/RF
2014	10-0	132	6	5	11			2		
2015	13-3	408	20	9	29	6.5-24	2-12	3		1/0
2016	4-4	158	5	9	14	2-13	1-11	1		
Totals	27-7	698	31	23	54	8.5-37	3-23	5		1/0

Jones Career Bests

Plays.....52 ECU (2016)
 Tackles.....7Clemson (2015)
 Tackles for Loss.....2Louisville (2014)
 Caused Fumbles.....1 Troy (2015)

53 TYLER JONES, OT

6'3 ... 300 ... *So. ... Stone Mountain, Ga. (Stephenson)

√ Starter at left tackle. In 2015 he started two games at left guard and four at right tackle.

2016 T. Jones Game by Game Stats

Opponent	Pl	KD	Sk Allowed
*W&M	81	4	0
*@ ECU	66	0	1
*ODU	62	3	0
*WFU	80	2	0

T. Jones Career Stats

Year	GP-GS	Ply	KD	Sk Allo
2015	11-6	531	NA	NA
2016	4-4	289	9	1
Totals	15-10	820	NA	NA

56 BRYCE KENNEDY, OG

6'3 ... 305 ... *Gr. ... Southern Pines, N.C. (Pinecrest)

2016 Kennedy Game by Game Stats

Opponent	Pl	KD	Sk Allowed
W&M	6	0	0
@ECU		DNP	
ODU	9	2	0
WFU		DNP	

Kennedy Career Stats

Year	GP-GS	Pl	KD
2014	12-0	12	NA
2015	3-1	90	NA
2016	2-0	15	2
Totals	18-1	117	NA

30 GAVIN LOCKLEAR, WR

5'10 ... 186 ... *Jr. ... Apex, N.C. (Apex)

√ Former walkon who was awarded a scholarship prior to the 2015 season.
 √ Suffered a compound fracture in his lower leg in the summer of 2014.

2016 Locklear Game by Game Stats

Opponent	Pl	Rec	Yds	TD	LP	Pass
W&M	8	0	0			
@ ECU	4					1-1-28
ODU	28	1	5	0	5	
WFU	12	1	10	0	10	

Locklear Career Stats

Year	GP-GS	Pl	Rec	Yds	TD	LP
2015	12-0	103	7	75	0	15
2016	4-0	52	2	15	0	10
Totals	16-0	155	9	90	0	15

12 STEPHEN LOUIS, WR

6'2 ... 215 ... *Jr. ... West Palm Beach, Fla. (Palm Beach Lakes)

√ Leads the ACC and ranks 5th in the FBS with a 25.2 yards per catch average.
 √ Ranks 5th in the ACC in receiving yards per game (82.0).
 √ Turned in the first 100-yard receiving performance for a Pack player since 2013 with 142 yards vs. ECU. He also had a 100-yard outing (4-102) vs. Wake Forest.
 √ Missed the entire 2015 campaign after undergoing two shoulder surgeries.

2016 Louis Game by Game Stats

Opponent	Pl	Rec	Yds	TD	LP
*W&M	35	1	4	0	4
@ ECU	47	3	142	1	80
*ODU	42	5	80	0	40
*WFU	55	4	102	0	41

Louis Career Stats

Year	GP-GS	Pl	Rec	Yds	TD	LP
2014	12-2	187	7	72	1	21
2016	4-3	179	13	328	1	80
Totals	16-5	366	20	400	2	80

2 JALAN McCLENDON, QB

6'5 ... 212 ... *So.. ... Charlotte, N.C. (W. Mecklenburg)

√ Responsible for three touchdowns in three plays in the first 3 quarters of the ODU game. Rushed for two and threw for one.
 √ As a freshman in high school, was a 5'9 option QB.

2016 McClendon Game by Game Stats

Opponent	Pl	Cmp-Att	Yds	Int	TD	Lg	Rush-Yds	TD	Tot Off
W&M	26	6-9	88	1	0	29	6-5	0	93
ECU			DNP						
ODU	13	3-4	31	0	1	19	2-4	2	35
WFU	1	0-0	0	-	-	-	1-(1)	0	(1)

McClendon Career Stats

Year	GP-GS	Pl	Cmp-Att	Yds	Int	TD	Lg	Rush-Yds	Tot Off
2015	7-0	66	8-14	69	0	0	15	5-11	80
2016	3-0	40	9-13	119	1	1	29	9-8	127
Totals	10-0	106	17-27	188	1	1	29	14-19	207

21 NICK McCLOUD, CB

6'2 ... 175 ... Fr. ... Rock Hill, N.C. (South Pointe)

2016 McCloud Game by Game Stats

Opponent	PI	Ht	Ast	Tot	TFL	Sk	CF/RF	PBU	INT
W&M	6	1	0	1					
@ ECU			Special Teams Only						
ODU	20	1	1	2					
WFU		DNP - Injured							

McCloud Career Stats

Year	GP-GS	PI	Hit	Ast	Tot	TFL	PBU
2016	3-0	26	2	1	3		

74 EMANUEL McGIRT, OT

6'6 ... 295 ... *Fr. ... Durham, N.C. (Hillside)

2016 McGirt Game by Game Stats

Opponent	PI	KD	Sk	Allowed
W&M	6	1		0
ODU	9	1		0

McGirt Career Stats

Year	GP-GS	Ply	KD	SK	Allow
2016	2-0	15	2		0

88 PHAROAH McKEVER, TE

6'6 ... 260 ... RS - Jr. ... Tabor City, N.C. (S. Columbus)

√ Came to NC State as a WR, played at defensive end as a freshman and sophomore and is now a tight end.

√ Has two career 82-yard scoring plays: one on offense and one on defense. Returned an INT 82 yards at Syracuse in 2014 and scored on an 82-yard reception (his first career catch) in the 2015 Belk Bowl (he moved to TE in bowl practices after spending the season at DE).

2016 McKeever Game by Game Stats

Opponent	PI	Rec.	Yds	TD	Lg
W&M	5	0	0	0	-
@ ECU		Special Teams Only			
ODU	2	0	0	0	-
WFU		Special Teams Only			

McKeever Career Stats

Year	GP-GS	PI	Rec	Yds	TD	Hit	Ast	Tot	TFL	Sk	QP	INTCF/RF
2014	10-2	196	-	-	-	8	1	9	3-21	1-15	1	1-82-1 1/0
2015	7-0	75	1	82	1	2	4	6	0.5-1			
2016	4-0	7	0	0	0							
Totals	21-2	278	1	82	1	10	5	15	3.5-22	1-15	1	1-82-1 1/0

McKeever Career Bests

Plays.....	37	ODU (2014)
Receptions.....	1	Miss. State (2015)
Rec. Yds.....	82	Miss State (2015)
Rec. TDs.....	1	Miss State (2015)
Tackles.....	4	UNC (2014)
TFL.....	2	UNC (2014)
Sacks.....	1	UNC (2014)
Interceptions.....	1	Syracuse (2014)

16 JAKOBI MEYERS, WR/QB

6'2 ... 188 ... *Fr. ... Lithonia, Ga. (Arabia Mountain)

√ Moved to wide receiver from quarterback a week before the season opener.

2016 Meyers Game by Game Stats

Opponent	PI	Rec	Yds	TD	LPCmp-Att	Yds
W&M	14	1	9	0	9	
@ ECU	1	0	0	0	-	
ODU	24	3	50	0	32	
WFU	10	2	28	0	23	1-1 27

Meyers Career Stats

Year	GP-GS	PI	Rec	Yds	TD	LP	Cmp	Att	Yds	TD
2016	4-0	49	6	87	0	32	1	1	27	0

58 AIRIUS MOORE, LB

6'0 ... 237 ... Jr. ... Beaver Creek, Ohio (Beaver Creek)

√ Ranks second on the team in tackles this season. Tied for the team lead with six tackles for loss.

√ Tallied a career-high 4.5 tackles for loss at ECU, he ranks fifth in the ACC in that category.

√ Top tackler in 2015.

2016 Moore Game by Game Stats

Opponent	PI	Ht	Ast	Tot	TFL	Sk	QP	PBU	CF/RF
*W&M	43	3	1	4	1-2				
*@ ECU	79	7	4	11	4.5-11	0.5-4			
*ODU	58	4	2	6					
*WFU	60	3	2	5					

Moore Career Stats

Year	GP-GS	PI	Hit	Ast	Tot	TFL-YD	Sk-Yd	QP	PBU	CF/RF
2014	13-4	337	21	16	37	3.5-11	1-8	2		1/0
2015	13-13	793	32	45	77	8-22	0.5-7	3	1	0/1
2016	4-4	240	17	9	26	5.5-13	0.5-4			
Totals	30-21	1370	70	70	140	17-46	2-19	5	1	1/1

Moore Career Bests

Plays.....	81	Clemson (2015)
Tackles.....	10	FSU, VT (2015)
Tackles for Loss.....	4.5	ECU (2016)
Sacks.....	1	Louisville (2014)

31 JARIUS MOREHEAD, SS

6'1 ... 213 ... *Fr. ... Whitsett, N.C. (E. Guilford)

2016 Morehead Game by Game Stats

Opponent	PI	Ht	Ast	Tot	TFL	Sk	CF/RF	PBU	INT
W&M	6	1	0	1					
@ ECU		Special Teams Only							
ODU	13	2	1	3					
WFU	14	0	2	2					

Morehead Career Stats

Year	GP-GS	PI	Hit	Ast	Tot	TFL-YD	Sk-Yd	QP	PBU	CF/RF
2016	4-0	33	3	3	6					

86 THADDEUS MOSS, TE/FB

6'4 ... 247 ... Fr. ... Charleston, W.V. (Mallard Creek (NC))

✓ Caught his first career TD in the win over ODU.

2016 Moss Game by Game Stats

Opponent	PI	Rec	Yds	TD	LP
W&M	32	2	16	0	9
@ ECU	4	1	10	0	10
ODU	25	1	3	1	3
WFU	20	1	17	0	17

Moss Career Stats

Year	GP-GS	PI	Rec	Yds	TD	LP
2016	4-0	81	5	46	1	17

94 MONTY NELSON, DT

6'2 ... 315 ... Sr. ... Plantation, Fla. (Plantation)

2016 Nelson Game by Game Stats

Opponent	PI	Ht	Ast	Tot	TFL	Sk	QP	PBU	CF/RF
W&M	11	1	1	2					
@ ECU	32	0	1	1	0.5-0			1	
ODU	32	1	4	5	0.5-1				
WFU						DNP			

Nelson Career Stats

Year	GP-GS	PI	Hit	Ast	Tot	TFL	Sk	QP	PBU	CF/RF
2013	12-5	370	9	23	32	8.5-20	0.5-0			1/0
2014	6-5	191	4	14	18	1.5-7	1-6			1/2
2015	13-1	205	3	6	9	1-1	0.5-1			
2016	3-0	75	2	6	8	1-1			1	
Totals	33-10	841	18	49	67	12-29	2-7		1	2/2

Nelson Career Bests

Plays.....59.....FSU (2014)
 Tackles.....6.....UNC (2013)
 Tackles for Loss.....2.....La Tech (2013)
 Sacks.....1.....USF (2014)

27 DAKWA NICHOLS, RB

5'9 ... 195 ... *Jr. ... Rockingham, N.C. (Richmond)

Pronunciation: duh QUAY

2016 Nichols Game by Game Stats

Opponent	PI	Att	Yds	TD	Lg	Rec-Yds	TD
W&M	8	4	27	0	11	0-0	0
@ ECU						Special Teams Only	
ODU	19	7	29	1	9	1-19	0
WFU	12	1	9	0	9	0-0	0

Nichols Career Stats

Year	GP-GS	PI	Rush	Yds	TD	Lg	Rec-Yds	TD	KOR
2014	12-0	16	11	66	0	18	0-0	0	11-217
2015	13-2	219	43	201	1	19	1-4	0	0-0
2016	4-0	39	12	65	1	11	1-19	0	0-0
Totals	29-2	274	66	332	2	19	2-23	0	11-217

Nichols Career Bests

Plays.....35.....Syracuse (2015)
 Rushing Attempts.....12.....Syracuse (2014)
 Rushing Yards.....78.....Syracuse (2014)

32 RILEY NICHOLSON, LB

6'0 ... 229 ... So. ... Kissimmee, Fla. (Osceola)

2016 Nicholson Game by Game Stats

Opponent	PI	Ht	Ast	Tot	TFL	PBU	QP	INT
W&M	6	2	0	2	1-3			
@ ECU					Special Teams Only			
ODU	3	1	0	1				1
WFU	21	0	0	0				

Nicholson Career Stats

Year	GP-GS	PI	Hit	Ast	Tot	TFL-YD	Sk-Yd	QP	PBU	CF/RF
2015	13-4	213	13	18	31	3-4		1		1
2016	4-0	30	3	0	3	1-3		1		
Totals	16-4	243	16	18	34	4-7		2		

10 FREDDIE PHILLIPS, JR., CB

6'1 ... 200 ... So.. ... Pelion, S.C. (Pelion)

2016 Phillips Game by Game Stats

Opponent	PI	Ht	Ast	Tot	TFL	PBU	QP	INT
W&M	0	1	0	1				
@ ECU	0	2	0	2				
ODU	0	1	0	1				
WFU		0	0	0				

Phillips Career Stats

Year	GP-GS	PI	Hit	Ast	Tot	TFL-YD	Sk-Yd	PBU	IntCF/RF
2015	10-0	4	3	0	3				
2016	4-0	0	4	0	4				
Totals	14-0	4	7	0	7				

70 TERRONNE PRESCOD, OG

6'5 ... 338 ... *SO. ... Decatur, Ga. (Columbia)

2016 Prescod Game by Game Stats

Opponent	PI	KD	Sk	Allowed
W&M	6	0	0	
@ ECU	1	0	0	
ODU	9	0	0	
WFU	2	1	0	

Prescod Career Stats

Year	GP-GS	Ply	KD	SK	Allow
2015	12-0	42	NA	NA	
2016	4-0	18	1	0	
Totals	16-0	60	NA	NA	

54 WILL RICHARDSON, OT

6'6 ... 303 ... *So. ... Burlington, N.C. (Cummings)

2016 Richardson Game by Game Stats

Opponent	PI	KD	Sk	Allowed
*W&M	81	4	0	
*@ ECU	66	2	0	
*ODU	62	1	0	
*WFU	80	2	1	

Richardson Career Stats

Year	GP-GS	Ply	KD	SK	Allow
2015	11-11	588	NA	NA	
2016	4-4	289	9	1	
Totals	15-15	877	NA	NA	

95 TYRONE RILEY, DE

6'6 ... 285 *Fr. ... Savannah, Ga. (Calvary Day)

2016 Riley Game by Game Stats

Opponent	Pl	Ht	Ast	Tot
W&M	3	0	0	0
@ ECU	7	0	0	0
ODU	6	0	0	0
WFU		0	0	0

Riley Career Stats

Year	GP-GS	Ply	Ht	Ast	Tot
2016	4-0	16	0	0	0

45 DARIAN ROSEBORO, DE

6'4 ... 280 So. ... Lincolnton, N.C. (Lincolnton)

√ Ranks 12th in the ACC in sacks and t8th in tackles for loss.

2016 Roseboro Game by Game Stats

Opponent	Pl	Ht	Ast	Tot	TFL	Sk	QP	PBU	INT
W&M	23	2	0	2	1-1		1		
@ ECU	38	3	1	4	2.5-7		1		
ODU	53	4	2	6	3-25	3-25			
WFU	49	0	2	2					

Roseboro Career Stats

Year	GP-GS	Ply	Ht	Ast	Tot	TFL	Sk	PBU	Int	QP
2015	13-0	253	8	10	18	5.5-31	4-27	3	1-20-1	
2016	4-0	163	9	5	14	6.5-33	3-25			2
Totals	17-0	416	17	15	32	12-64	7-52	3	1-20-1	2

28 JAYLEN SAMUELS, TE/FB

5'11 ... 223 ... Jr. ... Charlotte, N.C. (Mallard Creek)

√ Tied for 7th in school history with 25 career touchdowns.

√ The Pack's leading receiver with 20 catches (t9th in ACC with 5.0/game).
Third-leading rusher.

√ Averaging 6.1 yards per rush in 2016, 7.0 for his career.

√ A first-team All-ACC and third-team All-American performer in 2015, he had more receptions than any tight end nationally.

2016 Samuels Game by Game Stats

Opponent	Pl	Rush	Yds	TD	Lg	Rec-Yds	TD	LG
*W&M	47	5	24	2	9	5-66	1	22
*@ ECU	46	4	16	1	8	5-41	0	28
*ODU	25	3	22	0	17	3-28	2	19
*WFU	37	2	24	0	24	7-50	1	13

Samuels Career Stats

Year	GP-GS	Pl	Rush	Yds	TD	LG	Rec-Yds	TD	LG
2014	13-2	126	15	143	1	17	6-96	1	42
2015	13-10	518	56	368	9	66	65-597	7	64
2016	4-4	155	14	86	3	24	20-185	4	28
Totals	30-16	799	85	597	13	66	91-878	12	64

Samuels Career Bests

Plays.....	48	ODU (2015)
Rushing Attempts.....	7	VT (2015)
Rushing Yards.....	65	Clemson (2015)
Rushing TDs.....	3	Troy (2015)
Receptions.....	8	Clemson (2015)
Receiving Yards.....	88	EKU (2014)

66 JOE SCELFO, C

6'1 ... 300 ... *Gr. ... Bogart, Ga. (South Alabama/N. Oconee)

√ Graduate transfer from South Alabama where he was an All-Sun Belt performer. Started and played the entire game against NC State in 2015.

2016 Scelfo Game by Game Stats

Opponent	Pl	KD	Sk Allowed
*W&M	81	4	0
*@ ECU	66	2	0
*ODU	62	2	1
*WFU	80	2	0

Scelfo Career Stats (at NC State)

Year	GP-GS	Ply	KD	SK Allow
2016	4-4	289	10	1

Scelfo Career Stats (at South Alabama)

Year	GP-GS	KD
2013	12-12	15
2014	12-12	20
2015	12-12	35
Totals	36-35	70

37 JOSH SESSOMS, S

6'2 ... 198 ... *Sr. ... Wilson, N.C. (Southern Nash)

2016 Sessoms Game by Game Stats

Opponent	Pl	Ht	Ast	Tot	TFL	PBU	QP	INT
W&M	0	0	0	0				
@ ECU			Special Teams Only					
ODU	0	0	1	1				
WFU	0	0	0	0				

Sessoms Career Stats

Year	GP-GS	Plays	Ht	Ast	Tot
2014	12-0	16	0	3	3
2015	13-0	20	0	0	0
2016	4-0	0	0	1	1
Totals	27-0	36	0	4	4

Sessoms Career Bests

Plays.....	9	Troy (2015)
Tackles.....	1	vs. two teams

39 JAMES SMITH-WILLIAMS, DE

6-4 ... 235 ... *Fr. ... Raleigh, N.C. (Millbrook)

2016 Smith-Williams Game by Game Stats

Opponent	Pl	Ht	Ast	Tot	TFL	Sk	QP	PBU	INT
W&M	18	1	1	2					
@ ECU	32	1	1	2	0.5-4	0.5-4	1		
ODU	40	2	4	6					
WFU	22	0	1	1				1	

Smith-Williams Career Stats

Year	GP-GS	Ply	Ht	Ast	Tot	TFL	Sk	PBU	Int	QP
2015	4-0	43	2	2	4	0.5-1				
2016	4-0	112	4	7	11	0.5-4	0.5-4			2
Totals	8-0	155	6	9	15	1-5	0.5-4			2

2 MIKE STEVENS, CB

5-11 ... 190 ... Jr. ... Davidson N.C. (Davidson Day)

2016 Stevens Game by Game Stats

Opponent	PI	Ht	Ast	Tot	TFL	PBU	INT
*W&M	49	3	0	3			
*@ ECU	79	3	0	3			
*ODU	58	0	0	0			
*WFU	70	4	1	5			

Stevens Career Stats

Year	GP-GS	PI	Hit	Ast	Tot	TFL-YD	Sk-Yd	PBU	IntCF/RF
2014	11-0	137	3	4	7			2	
2015	13-10	484	18	3	21	0.5-1		5	1-4
2016	4-4	256	10	1	11				
Totals	28-14	877	31	8	39	0.5-1		7	1-0

Stevens Career Bests

Plays.....49W&M (2016), Clemson (2015)
 Tackles.....3W&M (2016), Clemson (2014)
 Interceptions1Troy (2015)
 PBS.....1USA, Troy (2015)

35 KENTAVIUS STREET, DE

6'2 ... 278 ... Jr. .. Greenville, N.C. (Rose)

2016 Street Game by Game Stats

Opponent	PI	Ht	Ast	Tot	TFL	Sk	QP	CF/RF	PBU
*W&M	29	3	0	3	2-7	1-8			
*@ ECU	42	0	1	1	0.5-1			0/1	
*ODU	26	2	2	4	2-7	1-6	1		
*WFU	33	0	1	1					

Street Career Stats

Year	GP-GS	PI	Hit	Ast	Tot	TFL	Sk	CF/RF	QP	PBU
2014	12-0	286	10	13	23	1-4			2	1
2015	13-10	425	10	21	31	3-6	0.5-2	1/0	2	2
2016	4-4	130	5	4	9	4.5-15	2-14	0/1	1	
Totals	29-14	841	25	38	63	8.5-25	2.5-16	1/1	5	3

Street Career Bests

Plays.....51VT (2015)
 Tackles.....6ODU (2015)
 Tackles for Loss2W&M (2016)
 Sacks.....1W&M (2016)
 Quarterback Pressures.....1Louisville (2014)

29 JACK TOCHO, CB

6'0 ... 200 ... Gr. ... Charlotte, N.C. (Independence)

√ Elected a team captain for 2016.

√ A semifinalist for the National Football Foundation's William Campbell Trophy - given to football's top student-athlete.

√ A two-time Academic All-ACC performer.

2016 Tocho Game by Game Stats

Opponent	PI	Ht	Ast	Tot	TFL	Sk	PBU	QP	INT
*W&M	43	2	0	2				1	
*@ ECU	79	5	1	6				1	1-0
*ODU	45	1	0	1					
*WFU	70	4	0	4	1-4	1-4		2	

Tocho Career Stats

Year	GP-GS	PI	Hit	Ast	Tot	TFL	Sk	PBU	QP	Int
2013	12-7	500	17	8	25			3	1	2-50
2014	13-13	830	33	7	40			11	0	1-0
2015	11-3	386	15	5	20			3	0	1-8

2016	4-4	237	12	1	13	1-4	1-4	2	0	1-0
Totals	40-27	1,953	77	21	98	1-4	1-4	19	1	5-58

Tocho Career Bests

Plays.....85Old Dominion (2014)
 Tackles.....7Old Dominion (2014)
 Interceptions2Syracuse (2013)

87 MAURICE TROWELL, WR

5'11 ... 191 ... *So ... Durham, N.C. (Southern Durham)

Pronunciation: TROU uhl

2016 Trowell Game by Game Stats

Opponent	PI	Rec	Yds	TD	LP	Rush
W&M	24	1	6	0	6	
@ ECU	24	0	0	0	-	
ODU	27	2	11	0	8	1-2
*WFU	36	4	33	0	13	0-0

Trowell Career Stats

Year	GP-GS	PI	Rec	Yds	TD	LP	Rush
2015	13-7	351	12	210	2	83	0-0
2016	4-1	111	7	50	0	33	1-2
Totals	17-8	462	19	260	2	83	1-2

Trowell Career Bests

Plays.....48WFU (2015)
 Receptions.....4WFU (2015)
 Rec. Yards.....87WFU (2015)
 Rec. TDs.....1WFU (2015)
 Long Reception.....59WFU (2015)

59 JOHN TU'UTA, C

6'3 ... 280 ... *Sr. ... Fredericksburg, Va. (Fork Union)

Pronunciation: tuh EW tuh

2016 Tu'uta Game by Game Stats

Opponent	PI	KD	Sk Allowed
W&M	6	0	0
ECU		DNP	
ODU	2	1	0
WFU		DNP	

Tu'uta Career Stats

Year	GP-GS	Ply	KD	SK Allow
2015	4-0	44	NA	NA
2016	2-0	8	1	0
Totals	6-0	52	NA	NA

14 DEXTER WRIGHT, S

6'2 ... 232 ... *So. ... Wilson, N.C. (Hunt)

√ Missed the first four games with an injury suffered in fall camp.

2016 Dex. Wright Game by Game Stats

Opponent	PI	Ht	Ast	Tot	TFL	Sk	CF/RF	PBU
WFU	ST	0	0	0				

Dex. Wright Career Stats

Year	GP-GS	PI	Hit	Ast	Tot
2015	13-0	0	1	1	2
2016	1-0	0	0	0	0
Totals	14-0	0	1	1	2

8 DRAVIOUS WRIGHT, NICKEL

5'10 ... 208 ... Sr. ... Vero Beach, Fla. (Vero Beach)

Pronunciation: DRAY vee us

√ Has more career starts than any player on defense.

√ Tough competitor on and off the field, he has Crohn's disease.

2016 Dra. Wright Game by Game Stats

Opponent	Pl	Ht	Ast	Tot	TFL	Sk	CF/RF	PBU
*W&M	26	1	1	2				
*@ ECU	45	1	4	5				
*ODU	37	0	2	2				
WFU	42	3	3	6			1/0	1

D. Wright Career Stats

Year	GP-GS	Pl	Hit	Ast	Tot	TFL	Sk	CF/RF	QP	PBU
2013	2-0	10	0	0	0					
2014	13-12	523	38	19	57	5-19	1-4	2/0		
2015	13-13	635	26	17	43	4.5-14	2-10	1/1	1	
2016	4-3	150	5	10	15			1/0		1
Totals	32-28	1318	69	46	115	9.5-33	3-14	4/1	1	1

Wright Career Bests

Plays.....78Old Dominion (2014)
 Tackles.....11Georgia Southern (2014)
 Tackles for Loss1.5Presbyterian, FSU (2014)
 Sacks.....1Louisville (2014), Troy (2015)

Others Seeing Action

	W&M	ECU	ODU	WFU
B. Bodine, RB	ST	-	ST	ST
V. Grier, WR	5	-	ST	-
T. Kidd-Glass,S	-	ST	ST	ST
N. Lacy, CB	ST	ST	ST	ST
J. Maples, PK	ST	-	ST	-
T. Meadows, NIC	ST	ST	ST	ST
S. Morrison, WR	1	ST	ST	ST
S. Paul, CB	ST	ST	ST	ST
A. Wiltz, OT	-	-	-	ST

2016 NC STATE STATS

(1-0 overall, 0-0 in Atlantic Coast Conference)

Date	St	W-L	Score	Opponent	Att./Time	TV	Rusher (Att-Yds-TD)	Passer (C-A-Yds-TD-I)	Receiver (Rec-Yds-TD)	Tackler (Tkl)
9/1	H	W	48-14	William & Mary	57,774	ACCN Extra	Dayes (23-138-2)	Finley (17-21-174-2-0)	Samuels (5-66-1)	Fernandez (7)
9/10	A	L	30-33	East Carolina	50,719	ESPNU	Dayes (14-103-0)	Finley (20-31-259-1-0)	Samuels (5-41-0)	Jo. Jones (13)
9/17	H	W	49-22	Old Dominion	57,810	ACCN Extra	Dayes (14-71-0)	Finley (24-28-285-3-0)	Louis (5-80-0)	Jo. Jones (9)
10/1	H	W	33-16	Wake Forest	58,200	RSN	Dayes (24-125-1)	Finley (23-36-300-3-0)	Samuels (7-50-1)	Jo. Jones (12)
10/8	H			Notre Dame	12 p.m.	ABC				
10/15	A			Clemson	TBA					
10/22	A			Louisville	TBA					
10/29	H			Boston College	TBA					
11/5	H			Florida State	TBA					
11/12	A			Syracuse	TBA					
11/19	H			Miami	TBA					
11/25	A			UNC-CH	TBA					

TEAM STATISTICS

TEAM STATISTICS	ST	OPP
SCORING	160	85
Points Per Game	40.0	21.2
Points Off Turnovers	23	3
FIRST DOWNS	103	71
Rushing	40	20
Passing	57	40
Penalty	6	11
RUSHING YARDAGE	832	396
Yards gained rushing	877	510
Yards lost rushing	45	114
Rushing Attempts	166	114
Average Per Rush	5.0	3.5
Average Per Game	208.0	99.0
TDs Rushing	12	5
PASSING YARDAGE	1192	890
Comp-Att-Int	95-131-1	87-135-3
Average Per Pass	9.1	6.6
Average Per Catch	12.5	10.2
Average Per Game	298.0	222.5
TDs Passing	10	5
TOTAL OFFENSE	2024	1286
Total Plays	297	249
Average Per Play	6.8	5.2
Average Per Game	506.0	321.5
KICK RETURNS: #-Yards	11-206	22-401
PUNT RETURNS: #-Yards	5-26	1-6
INT RETURNS: #-Yards	3-20	1-9
KICK RETURN AVERAGE	18.7	18.2
PUNT RETURN AVERAGE	5.2	6.0
INT RETURN AVERAGE	6.7	9.0
FUMBLES-LOST	4-2	4-1
PENALTIES-Yards	30-302	22-194
Average Per Game	75.5	48.5
PUNTS-Yards	10-497	23-966
Average Per Punt	49.7	42.0
Net punt average	47.1	39.1
KICKOFFS-Yards	29-1755	20-1119
Average Per Kick	60.5	56.0
Net kick average	42.4	39.4
TIME OF POSSESSION/Game	31:59	28:01
3RD-DOWN Conversions	28/51	19/56
3rd-Down Pct	55%	34%
4TH-DOWN Conversions	4/6	5/6
4th-Down Pct	67%	83%
SACKS BY-Yards	11-81	5-35
TOUCHDOWNS SCORED	22	10
FIELD GOALS-ATTEMPTS	3-5	6-7
RED-ZONE SCORES	(21-23) 91%	(11-11) 100%
RED-ZONE TOUCHDOWNS	(19-23) 83%	(6-11) 55%
PAT-ATTEMPTS	(19-21) 90%	(7-9) 78%

SCORE BY QUARTERS	1st	2nd	3rd	4th	Total
NC State	31	61	27	41	160
Opponents	16	22	27	20	85

INDIVIDUAL STATISTICS

RUSHING	GP	Att	Gain	Loss	Net	Avg	TD	Long	Avg/G
Dayes, M.	4	75	439	2	437	5.8	3	54	109.2
Gallaspy, R.	4	16	118	1	117	7.3	1	37	29.2
Samuels, J.	4	14	86	0	86	6.1	3	24	21.5
Nichols, D.	4	12	66	1	65	5.4	1	11	16.2
Frasier, J.	3	12	49	0	49	4.1	1	14	16.3
Finley, R.	4	21	70	27	43	2.0	1	15	10.8
Hines, N.	3	4	22	0	22	5.5	0	14	7.3
McClendon, J.	3	9	22	14	8	0.9	2	6	2.7
Meyers, J.	4	1	2	0	2	2.0	0	2	0.5
Trowell, M.	4	1	2	0	2	2.0	0	2	0.5
Cole, AJ	4	1	1	0	1	1.0	0	1	0.2
Total.....	4	166	877	45	832	5.0	12	54	208.0
Opponents.....	4	114	510	114	396	3.5	5	65	99.0

PASSING	G	Effic	Cmp-Att-Int	Pct	Yds	TD	Lng	Avg/G
Finley, R.	4	171.73	84-116-0	72.4	1018	9	80	254.5
McClendon, J.	3	156.12	9-13-1	69.2	119	1	29	39.7
Locklear, G.	4	335.20	1-1-0	100.0	28	0	28	7.0
Meyers, J.	4	326.80	1-1-0	100.0	27	0	27	6.8
Total.....	4	172.62	95-131-1	72.5	1192	10	80	298.0
Opponents.....	4	127.60	87-135-3	64.4	890	5	40	222.5

RECEIVING	G	No.	Yds	Avg	TD	Long	Avg/G
Samuels, J.	4	20	185	9.2	4	22	46.2
Louis, S.	4	13	328	25.2	1	80	82.0
Cherry, B.	4	11	119	10.8	1	22	29.8
Dayes, M.	4	10	86	8.6	0	38	21.5
Harmon, K.	4	7	137	19.6	2	36	34.2
Hines, N.	3	7	70	10.0	0	21	23.3
Trowell, M.	4	7	50	7.1	0	13	12.5
Meyers, J.	4	6	87	14.5	0	32	21.8
Moss, T.	4	5	46	9.2	1	17	11.5
Cook, C.	4	3	41	13.7	1	27	10.2
Gallaspy, R.	4	3	9	3.0	0	7	2.2
Locklear, G.	4	2	15	7.5	0	10	3.8
Nichols, D.	4	1	19	19.0	0	19	4.8
Total.....	4	95	1192	12.5	10	80	298.0
Opponents.....	4	87	890	10.2	5	40	222.5

PUNT RETURNS	No.	Yds	Avg	TD	Long
Cherry, B.	5	26	5.2	0	13
Total.....	5	26	5.2	0	13
Opponents.....	1	6	6.0	0	6

KICK RETURNS	No.	Yds	Avg	TD	Long
Hines, N.	9	175	19.4	0	33
Cherry, B.	2	31	15.5	0	17
Total.....	11	206	18.7	0	33
Opponents.....	22	401	18.2	0	53

2016 NC STATE STATS

INTERCEPTIONS	No.	Yds	Avg	TD	Long
Jones, Jo.	1	9	9.0	0	9
Tocho, J.	1	0	0.0	0	0
Fernandez, J.	1	11	11.0	0	11
Total.....	3	20	6.7	0	11
Opponents.....	1	9	9.0	0	9

FUMBLE RETURNS	No.	Yds	Avg	TD	Long
Total.....	0	0	0.0	0	0
Opponents.....	2	9	4.5	0	5

SCORING	TD	(R-P-Ret)	2 point conv.			PAT	DXP	SAF	FG-FGA	Pts
			Rcv	Rsh	Pass					
Samuels, J.	7	(3-4-0)	-	-	-	-	-	-	-	42
Bambard, K.	0	(0-0-0)	-	-	0-1	18-20	-	-	3-3	27
Dayes, M.	3	(3-0-0)	-	-	-	-	-	-	-	18
McClendon, J.	2	(2-0-0)	-	-	-	-	-	-	-	12
Harmon, K.	2	(0-2-0)	-	-	-	-	-	-	-	12
Cherry, B.	1	(0-1-0)	-	-	-	-	-	-	-	6
Cook, C.	1	(0-1-0)	-	-	-	-	-	-	-	6
Finley, R.	1	(1-0-0)	-	-	-	-	-	-	-	6
Frasier, J.	1	(1-0-0)	-	-	-	-	-	-	-	6
Gallaspy, R.	1	(1-0-0)	-	-	-	-	-	-	-	6
Louis, S.	1	(0-1-0)	-	-	-	-	-	-	-	6
Moss, T.	1	(0-1-0)	-	-	-	-	-	-	-	6
Nichols, D.	1	(1-0-0)	-	-	-	-	-	-	-	6
Haskins, C.	0	(0-0-0)	-	-	-	1-1	-	-	0-2	1
Totals....	22	(12-10-0)	-	-	0-1	19-21	-	-	3-5	160
Opponents.....	10	(5-5-0)	-	-	0-1	7-9	-	-	6-7	85

TOTAL OFFENSE	G	Plays	Rush	Pass	Total	Avg/G
Finley, R.	4	137	43	1018	1061	265.2
Dayes, M.	4	75	437	0	437	109.2
McClendon, J.	3	22	8	119	127	42.3
Gallaspy, R.	4	16	117	0	117	29.2
Samuels, J.	4	14	86	0	86	21.5
Nichols, D.	4	12	65	0	65	16.2
Frasier, J.	3	12	49	0	49	16.3
Meyers, J.	4	2	2	27	29	7.2
Locklear, G.	4	1	0	28	28	7.0
Hines, N.	3	4	22	0	22	7.3
Trowell, M.	4	1	2	0	2	0.5
Cole, AJ	4	1	1	0	1	0.2
Total.....	4	297	832	1192	2024	506.0
Opponents.....	4	249	396	890	1286	321.5

FIELD GOALS	M-A	Pct	01-19	20-29	30-39	40-49	50-99	Lg	Blk
Bambard, K.	3-3	1.000	0-0	1-1	1-1	1-1	0-0	48	0
Haskins, C.	0-2	.000	0-0	0-0	0-0	0-2	0-0	0	0
Total.....	3-5	.600	0-0	1-1	1-1	1-3	0-0	48	0
Opponents.....	6-7	.857	0-0	3-3	1-1	2-3	0-0	43	0

KICKOFFS	No.	Yds	Avg	TB	OB	Ret	Net	Yd Ln
Bambard, K.	21	1277	60.8	3	1			
Maples, J.	8	478	59.8	2	1			
Total.....	29	1755	60.5	5	2	401	42.4	22
Opponents.....	20	1119	56.0	5	2	206	39.4	25

PUNTING	No.	Yds	Avg	Long	TB	FC	I20	50+	Blkd
Cole, AJ	10	497	49.7	72	1	3	3	4	0
Total.....	10	497	49.7	72	1	3	3	4	0
Opponents.....	23	966	42.0	70	2	9	7	7	0

ALL PURPOSE	G	Rush	Rec	PR	KOR	IR	Tot	Avg/G
Dayes, M.	4	437	86	0	0	0	523	130.8
Louis, S.	4	0	328	0	0	0	328	82.0
Samuels, J.	4	86	185	0	0	0	271	67.8
Hines, N.	3	22	70	0	175	0	267	89.0
Cherry, B.	4	0	119	26	31	0	176	44.0
Harmon, K.	4	0	137	0	0	0	137	34.2
Gallaspy, R.	4	117	9	0	0	0	126	31.5
Meyers, J.	4	2	87	0	0	0	89	22.2
Nichols, D.	4	65	19	0	0	0	84	21.0
Trowell, M.	4	2	50	0	0	0	52	13.0
Frasier, J.	3	49	0	0	0	0	49	16.3
Moss, T.	4	0	46	0	0	0	46	11.5
Finley, R.	4	43	0	0	0	0	43	10.8
Cook, C.	4	0	41	0	0	0	41	10.2
Locklear, G.	4	0	15	0	0	0	15	3.8
Fernandez, J.	4	0	0	0	0	11	11	2.8
Jones, Jo.	4	0	0	0	0	9	9	2.2
McClendon, J.	3	8	0	0	0	0	8	2.7
Cole, AJ	4	1	0	0	0	0	1	0.2
Total.....	4	832	1192	26	206	20	2276	569.0
Opponents.....	4	396	890	6	401	9	1702	425.5

MISCELLANEOUS STATISTICS

	Third Down Conversions				Totals
	1st	2nd	3rd	4th	
NC State	6-15(.533)	9-13 (.692)	4-11 (.364)	7-12 (.583)	28-51 (.549)
Opponents	4-11 (.364)	4-17 (.235)	6-15 (.400)	5-13 (.385)	19-56 (.339)

	Fourth Down Conversions				Totals
	1st	2nd	3rd	4th	
NC State	2-2 (1.000)	0-0 (.000)	0-2 (.000)	2-2 (1.000)	4-6 (.667)
Opponents	1-1 (1.000)	2-2 (1.000)	1-1 (1.000)	1-2 (.500)	5-6 (.833)

	Time of Possession				Total
	1st	2nd	3rd	4th	
NC State	8:47	7:52	7:20	7:59	31:59
Opponents	6:12	7:07	7:40	7:00	28:00

	Average Field Position				Totals
	1st	2nd	3rd	4th	
NC State	25	27	34	29	29
Opponents	32	29	20	19	26

	Scoring in the Red Zone						TIME EXPIRED
	Poss	TD	FG	TO	MFG	DOWNS	
NC State	23	19	2	0	0	2	0
Opponents	11	6	5	0	0	0	0

	First & Goal						TIME EXPIRED
	Poss	TD	FG	TO	MFG	DOWNS	
NC State	12	10	1	0	0	1	0
Opponents	4	2	2	0	0	0	0

2016 GAME-BY-GAME TEAM STATS

	W&M	ECU	ODU	WFU	(NC State Totals on Top)							
					ND	Clem.	Lou.	BC	FSU	Syr.	Mia.	UNC
Total Offense	521 168	502 445	474 321	527 352								
Plays	87 47	63 76	71 59	76 67								
Yards/Play	6.0 3.6	8.0 5.9	6.7 5.4	6.9 5.3								
Yards Rushing	259 62	215 148	158 117	200 69								
Rush Attempts	57 28	31 33	39 32	39 21								
Yards Passing	262 106	287 297	316 204	327 283								
Pass Attempts	30 19	32 43	32 27	37 46								
Pass Completions	23 10	21 33	27 17	24 27								
Had Intercepted	1 2	0 1	0 0	0 0								
Comp. Pct.	.767 .526	.656 .768	.844 .630	.649 .587								
First Downs	28 10	19 23	28 15	28 23								
Total Touchdowns	7 2	4 4	7 3	4 1								
Rush/Pass/Return	5/2/0 1/1/0	3/1/0 3/1/0	3/4/0 1/2/0	1/3/0 0/1/0								
Poss. Time	35:13 24:27	28:09 31:51	30:31 29:29	34:04 25:56								
3rd Down Conv.	10-15 1-8	4-11 7-17	7-11 7-17	7-14 4-14								
Punts-Yards	2-80 7-264	2-104 3-103	2-95 7-318	4-218 6-281								
Punt Avg.	40.0 37.7	52.0 34.3	47.5 45.4	54.5 46.8								
Fumbles-Lost	1-0 0-0	2-1 2-1	1-1 0-0	0-0 2-0								
Total Turnovers	1 2	1 2	1 0	0 0								
Penalties-Yards	7-80 8-70	8-54 4-36	2-24 7-50	13-144 3-38								
Punt Ret-Yds.	1-13-0 0-0-0	1-2-0 0-0-0	0-0-0 0-0-0	3-11-0 1-6-0								
KO Ret-Yds.	1-25-0 5-118-0	5-95-0 3-49-0	2-31-0 7-149-0	3-55-0 7-85-0								
INT-Yards	2-20-0 1-9-0	1-0-0 0-0-0	0-0-0 0-0-0	0-0-0 0-0-0								
Sacks By-Yards	1-7 2-14	1-8 1-8	5-42 1-9	4-24 1-4								

2016 GAME-BY-GAME INDIVIDUAL STATS

RUSHING

Att.-Yds.-TD	Dayes	Finley	Frasier	Gallaspy	Hines	McClendon	Nichols	Samuels
WILLIAM & MARY	23-138-2	5-6-0	7-26-1	4-25-0	3-8-0	6-5-0	4-27-0	5-24-2
East Carolina	14-104-0	6-20-1	DNP	5-61-1	1-14-0	DNP	0-0-0	4-16-1
OLD DOMINION	14-71-0	4-0-0	2-8-0	5-20-0	INJ	2-4-2	7-29-1	3-22-0
WAKE FOREST	24-125-1	6-17-0	3-15-0	2-11-0	0-0-0	1-(-1)-0	1-9-0	2-24-0
NOTRE DAME								
Clemson								
Louisville								
BOSTON COLLEGE								
FLORIDA STATE								
Syracuse								
MIAMI								
North Carolina								

RECEIVING

Rec.-Yds.-TD	Cherry	Cook	Dayes	Harmon	Hines	Louis	Meyers	Moss	Samuels	Trowell
WILLIAM & MARY	3-36-1	1-6-0	2-18-0	2-53-0	4-42-0	1-4-0	1-9-0	2-16-0	5-66-1	1-6-0
East Carolina	4-44-0	0-0-0	4-15-0	0-0-0	3-28-0	3-142-1	0-0-0	1-10-0	5-41-0	0-0-0
OLD DOMINION	2-22-0	1-8-1	4-53-0	3-41-0	INJ	5-80-0	3-50-0	1-3-1	3-28-2	2-11-0
WAKE FOREST	2-17-0	1-27-0	0-0-0	2-43-2	0-0-0	4-102-0	2-28-0	1-17-0	7-50-1	4-33-0
NOTRE DAME										
Clemson										
Louisville										
BOSTON COLLEGE										
FLORIDA STATE										
Syracuse										
MIAMI										
North Carolina										

PASSING

Finley	Cmp	Att	Yds	Pct.	Int	TD
W&M	17	21	174	.810	0	2
East Carolina	20	31	259	.656	0	1
ODU	24	28	285	.857	0	3
WAKE FOREST	23	36	300	.639	0	3
NOTRE DAME						
Clemson						
Louisville						
BC						
FSU						
Syracuse						
MIAMI						
North Carolina						

FIELD GOALS

Bambard	Haskins
WILLIAM & MARY	-
East Carolina	30 (44),(42)
OLD DOMINION	-
WAKE FOREST	20, 48
NOTRE DAME	
Clemson	
Louisville	
BOSTON COLLEGE	
FLORIDA STATE	
Syracuse	
MIAMI	
North Carolina	

PUNTING

Cole	Att.	Yds.	Avg.	+50	In20
W&M	2	80	40.0	0	0
East Carolina	2	104	52.0	1	1
OLD DOMINION	2	95	47.5	1	1
WAKE FOREST	4	218	54.5	2	1
NOTRE DAME					
Clemson					
Louisville					
BOSTON COLLEGE					
FLORIDA STATE					
Syracuse					
MIAMI					
North Carolina					

McClendon	Cmp	Att	Yds	Pct.	Int	TD
W&M	6	9	88	.667	1	0
East Carolina			DNP			
ODU	3	4	31	.750	0	1
WAKE FOREST	0	0	0	----	0	0
NOTRE DAME						
Clemson						
Louisville						
BC						
FSU						
Syracuse						
MIAMI						
North Carolina						

Misses in ()

KICKOFF RETURNS

Ret-Yds-TD	Hines	Cherry
WILLIAM & MARY	1-25-0	0-0-0
East Carolina	5-95-0	0-0-0
OLD DOMINION	INJ	2-31-0
WAKE FOREST	3-55-0	0-0-0
NOTRE DAME		
Clemson		
Louisville		
BOSTON COLLEGE		
FLORIDA STATE		
Syracuse		
MIAMI		
North Carolina		

PUNT RETURNS

Ret-Yds-TD	Cherry
WILLIAM & MARY	1-13-0
East Carolina	1-2-0
OLD DOMINION	0-0-0
WAKE FOREST	3-11-0
NOTRE DAME	
Clemson	
Louisville	
BOSTON COLLEGE	
FLORIDA STATE	
Syracuse	
MIAMI	
North Carolina	

2016 PARTICIPATION

Name, Pos	W&M	ECU	ODU	WF	ND	Clem	Lou	BC	FSU	Syr	Miami	UNC	2016 Tot.	2016 GP-GS	Career GP-GS
Adams, Tony - OG	81	66	62	80									289	4-4	29-26
Bambard, Kyle - PK	ST	ST	ST	ST									ST	4-2	17-15
Bodine, Brady - RB	ST	DNP	ST	ST									ST	3-0	11-0
Boone, Shawn - S	43	79	48	56									226	4-4	26-6
Bradbury, Garrett - OG	81	65	70	78									294	4-4	15-4
Bryant, Furdraus - DT	13	26	INJ	28									67	3-0	16-0
Cherry, Bra'Lon - WR	39	55	31	44									169	4-3	39-18
Chubb, Bradley - DE	32	51	31	47									161	4-4	28-17
Clark, Niles - NIC	22	34	24	28									108	4-1	38-1
Cole, A.J. - P	ST	ST	ST	ST									ST	4-4	17-17
Cook, Cole - TE	37	26	33	40									136	4-2	30-9
Daniel, Peter - OT	6	ST	9	ST									15	4-0	17-0
Dayes, Matt - RB	48	48	34	61									191	4-4	36-16
Eyers, Clark - TE	22	7	8	11									48	4-0	8-0
Fernandez, Jerod - LB	43	72	42	59									216	4-4	29-22
Finley, Ryan - QB	61	66	58	79									264	4-4	4-4
Frasier, Johnny - RB	7	DNP	2	3									12	3-0	3-0
Gallaspy, Reggie - RB	21	15	17	4									57	4-0	16-1
Grazen, Ben - WR	5	DNP	2	DNP									7	2-0	8-0
Grier, Vernon - WR	5	DNP	2	DNP									7	2-0	2-0
Griffiths, Tyler - LS	ST	ST	ST	ST									ST	4-0	17-0
Harmon, Kelvin - WR	38	7	37	40									122	4-1	4-1
Haskins, Connor - PK	ST	ST	DNP	DNP									ST	2-2	2-2
Hill, B.J. - DT	32	49	31	62									174	4-4	29-22
Hines, Nyheim - WR	35	35	INJ	8									78	3-2	16-6
Holden, Deonte - DE	DNP	DNP	19	DNP									19	1-0	1-0
Howell, Ford - LB	6	7	19	ST									32	4-0	17-0
Jones, Josh - S	49	79	62	70									260	4-4	29-23
Jones, Justin - DT	26	52	31	49									158	4-4	27-7
Jones, Tyler - OT	81	66	62	80									289	4-4	15-10
Kennedy, Bryce - OG	6	DNP	9	DNP									15	2-0	17-1
Kidd-Glass, Tim - S	DNP	ST	ST	ST									ST	3-0	3-0
Lacy, Nicholas - CB	ST	ST	ST	ST									ST	4-0	18-0
Locklear, Gavin - WR	8	4	28	12									52	4-0	16-0
Louis, Stephen - WR	35	47	42	55									179	4-3	16-5
Maples, Jackson - PK	ST	DNP	ST	DNP									ST	2-0	15-0
McClendon, Jalen - QB	26	DNP	13	1									40	3-0	10-0
McCloud, Nick - CB	6	ST	20	INJ									26	3-0	3-0
McGirt, Emanuel - OT	6	DNP	9	DNP									15	2-0	2-0
McKever, Pharoah - TE	5	ST	2	ST									7	4-0	20-2
Meadows, Trae - NIC	ST	ST	ST	ST									ST	4-0	4-0
Meyers, Jakobi - WR/QB	14	1	24	10									49	4-0	4-0
Moore, Airius - LB	43	79	58	60									240	4-4	30-21
Morehead, Jarius - S	6	ST	13	14									33	4-0	4-0
Moss, Thaddeus - TE/FB	32	4	25	20									81	4-0	4-0
Morrison, Stephen - WR	ST	ST	ST	ST									ST	4-0	6-0
Nelson, Monty, DT	11	32	32	DNP									75	3-0	34-11
Nichols, Dakwa - RB	8	ST	19	12									39	4-0	29-2
Nicholson, Riley - LB	6	ST	3	21									30	4-0	17-4
Paul, Sean - CB	ST	ST	ST	ST									ST	4-0	21-0
Phillips, Freddie - CB	ST	ST	ST	ST									ST	4-0	16-0
Prescod, Terronne - OG	6	1	9	2									18	4-0	16-0
Richardson, Will - OT	81	66	62	80									289	4-4	15-13
Riley, Tyrone - DE	3	7	6	ST									16	4-0	4-0
Roseboro, Darian - DE	23	38	53	49									163	4-0	17-0
Samuels, Jaylen - TE/FB	47	46	25	37									155	4-4	30-16
Scelfo, Joe - C	81	66	62	80									289	4-4	4-4
Sessoms, Josh - S	ST	ST	ST	ST									ST	4-0	29-0
Smith-Williams, James - DE	18	32	40	22									112	4-0	8-0
Stevens, Mike - CB	49	79	58	70									256	4-4	28-14
Street, Kentavius - DE	29	42	26	33									130	4-4	29-13
Tocho, Jack - CB	43	79	45	70									237	4-4	40-27
Trowell, Maurice - WR	24	24	27	36									111	4-1	17-8
Tu'uta, John - C	6	DNP	2	DNP									8	2-0	6-0
Wiltz, Aaron - OL	INJ	INJ	INJ	ST									ST	1-0	1-0
Wright, Dexter - S	INJ	INJ	INJ	ST									INJ	1-0	14-0
Wright, Dravious - NIC	26	45	37	42									150	4-3	42-28

2016 NC STATE DRIVE CHARTS

NC State vs. William & Mary

Qtr	Spot	Obtained	PI-Yds	TOP	Result
1	S30	Kickoff	8-70	3:24	Touchdown
	S25	Kickoff	16-75	6:39	Touchdown
2	S12	Punt	9-50	3:31	Interception
	W26	Interception	7-26	3:30	Touchdown
3	S35	Interception	7-65	1:09	Touchdown
	S25	Kickoff	3-4	1:15	Punt
	S36	Punt	10-64	4:04	Touchdown
	W33	Punt	5-32	2:26	Downs
4	W33	Punt	6-33	2:29	Touchdown
	S23	Punt	10-77	3:15	Touchdown
	S38	Punt	3-(-1)	1:34	Punt
	S20	Punt	3-11	1:57	End of half

NC State vs. East Carolina

Qtr	Spot	Obtained	PI-Yds	TOP	Result
1	S25	Kickoff	3-(-6)	2:21	Punt
	S36	Kickoff	6-37	2:47	Missed FG
	S35	Kickoff	6-40	2:37	Missed FG
2	S26	Kickoff	7-74	3:45	Touchdown
	E49	Interception	5-49	1:39	Touchdown
	S20	Kickoff	1-80	0:19	Touchdown
	S40	Punt	3-(-2)	0:50	Fumble
3	S23	Missed FG	1-7	0:18	End of half
	S24	Punt	6-66	2:22	Downs
	E19	Fumble	4-6	1:06	Field Goal
4	S10	Kickoff	12-90	6:00	Touchdown
	S04	Kickoff	7-19	3:14	Punt
	S38	Punt	5-38	0:51	End of half

NC State vs. Old Dominion

Qtr	Spot	Obtained	PI-Yds	TOP	Result
1	S05	Punt	13-95	5:51	Touchdown
	S16	Punt	3-(-13)	2:01	Punt
	S20	Punt	1-1	0:11	Fumble
2	S28	Kickoff	10-72	4:04	Touchdown
	S23	Punt	9-77	4:06	Touchdown
	S11	Punt	2-13	0:11	End of half
3	S28	Kickoff	3-9	1:37	Punt
	S28	Kickoff	6-72	2:39	Touchdown
4	S36	Punt	8-64	2:45	Touchdown
	O40	Kickoff	6-40	2:46	Touchdown
	S48	Kickoff	8-52	3:15	Touchdown
	S16	Punt	2-8	0:53	End of half

NC State vs. Wake Forest

Qtr	Spot	Obtained	PI-Yds	TOP	Result
1	S25	Kickoff	8-75	3:28	Touchdown
	S46	Punt	8-51	2:44	Field Goal
	S12	Punt	11-88	4:24	Touchdown
2	S25	Kickoff	8-75	3:33	Touchdown
	S12	Kickoff	3-9	1:26	Punt
	S24	Kickoff	3-4	0:48	Punt
	S10	Punt	2-9	0:54	End of half
3	S20	Punt	8-49	2:16	Field Goal
	S15	Punt	3-6	1:27	Punt
4	S19	Kickoff	8-26	3:16	Punt
	S34	Downs	9-66	4:51	Touchdown
	S20	Punt	7-38	4:40	End of half

2016 OPPONENTS DRIVE CHARTS

William & Mary vs. NC State

Qtr	Spot	Obtained	PI-Yds	TOP	Result
1	W25	Kickoff	11-75	6:14	Touchdown
2	S45	Kickoff	4-(-7)	2:09	Punt
	W28	Interception	2-2	0:35	Interception
	W25	Kickoff	7-30	2:19	Interception
	W24	Kickoff	1-(-2)	0:15	End of half
3	W35	Kickoff	4-65	1:36	Touchdown
	W30	Punt	3-(-5)	1:31	Punt
	W13	Kickoff	3-(-3)	1:32	Punt
	W01	Downs	3-3	1:47	Punt
4	W25	Kickoff	3-8	1:52	Punt
	W31	Kickoff	3-9	2:17	Punt
	W24	Punt	3-3	2:07	Punt

East Carolina vs. NC State

Qtr	Spot	Obtained	PI-Yds	TOP	Result
1	E38	Punt	8-56	2:30	Field Goal
	E27	Missed FG	4-73	1:43	Touchdown
	E25	Missed FG	15-49	6:02	Field Goal
2	E15	Kickoff	1-0	0:11	Interception
	E25	Kickoff	5-75	1:59	Touchdown
	E25	Kickoff	3-(-2)	0:54	Punt
	S38	Fumble	8-15	2:05	Missed FG
3	E19	Kickoff	6-21	3:13	Punt
	E10	Downs	3-9	1:14	Fumble
	E35	Kickoff	7-65	3:01	Touchdown
4	E16	Kickoff	14-84	7:15	Touchdown
	E16	Punt	5-18	1:44	Punt

Old Dominion vs. NC State

Qtr	Spot	Obtained	PI-Yds	TOP	Result
1	O25	Kickoff	3-0	1:45	Punt
	O28	Kickoff	3-6	2:13	Punt
	S44	Punt	3-3	1:21	Punt
	S21	Fumble	7-17	2:57	Field Goal
2	O25	Kickoff	6-24	2:20	Punt
	O26	Kickoff	8-22	2:46	Punt
3	O09	Punt	9-91	3:47	Touchdown
	O27	Kickoff	3-(-11)	2:09	Punt
	O31	Kickoff	8-69	3:20	Touchdown
4	O27	Kickoff	3-73	1:13	Touchdown
	O27	Kickoff	7-21	4:56	Punt

Wake Forest vs. NC State

Qtr	Spot	Obtained	PI-Yds	TOP	Result
1	W20	Kickoff	3-0	0:48	Punt
	W33	Kickoff	5-16	2:00	Punt
	W22	Kickoff	7-61	2:32	Field Goal
2	W19	Kickoff	10-70	3:51	Field Goal
	W36	Punt	6-41	1:38	Field Goal
	W20	Punt	4-24	1:16	Punt
3	W06	Kickoff	8-40	3:02	Punt
	W12	Kickoff	7-17	2:29	Punt
	W31	Punt	7-69	3:10	Touchdown
4	W07	Punt	8-59	3:18	Downs
	W10	Kickoff	5-20	1:08	Punt