



# 2016-17 BRYANT UNIVERSITY BASKETBALL

Game Notes

## GAME 1



Bryant (0-0)

at



RV/RV Notre Dame (0-0)

SATURDAY, NOVEMBER 12, 2016

12:00 P.M.

SOUTH BEND, IND.

EDMUND P. JOYCE CENTER

## 2016-17 SCHEDULE

### NOVEMBER

Sa 12	at RV/RV Notre Dame <sup>ACC</sup>	South Bend, Ind.	12:00 PM
Tu 15	Salve Regina	Smithfield, R.I.	7:00 PM
Fr 18	at #14/13 Gonzaga <sup>ROOT</sup>	Spokane, Wash.	8:30 PM
Mo 21	at Eastern Washington	Cheney, Wash.	9:05 PM
Tu 22	vs. Seattle/La.-Monroe	Cheney, Wash.	6:35 PM
Fr 26	at Northwestern <sup>B10</sup>	Evanston, Ill.	2:00 PM
Mo 28	at Brown	Providence, R.I.	7:00 PM
We 30	Yale	Smithfield, R.I.	7:00 PM

### DECEMBER

Sa 3	at Ohio	Athens, Ohio	3:30 PM
Tu 6	at Navy	Annapolis, Md.	7:00 PM
Sa 10	New Hampshire	Smithfield, R.I.	3:00 PM
Th 22	Dartmouth	Smithfield, R.I.	7:00 PM
Th 29	at St. Francis Brooklyn*	Brooklyn Heights, N.Y.	4:00 PM
Sa 31	at LIU Brooklyn	Brooklyn, N.Y.	4:30 PM

### JANUARY

Th 5	Mount St. Mary's*	Smithfield, R.I.	7:00 PM
Sa 7	at Fairleigh Dickinson*	Hackensack, N.J.	3:00 PM
Th 12	Wagner*	Smithfield, R.I.	7:00 PM
Sa 14	Sacred Heart*	Smithfield, R.I.	4:00 PM
Mo 16	Harvard	Smithfield, R.I.	7:00 PM
Th 19	at Saint Francis U.*	Loretto, Pa.	7:00 PM
Sa 21	at Robert Morris*	Moon Township, Pa.	4:00 PM
We 25	at Central Connecticut*	New Britain, Conn.	7:00 PM
Sa 28	Fairleigh Dickinson**	Smithfield, R.I.	12:00 PM

### FEBRUARY

Th 2	at Mount St. Mary's* <sup>E</sup>	Emmitsburg, Md.	7:00 PM
Sa 4	at Sacred Heart*	Fairfield, Conn.	3:30 PM
Th 9	LIU Brooklyn*	Smithfield, R.I.	7:00 PM
Sa 11	St. Francis Brooklyn*	Smithfield, R.I.	4:00 PM
Th 16	Robert Morris*	Smithfield, R.I.	7:00 PM
Sa 18	Saint Francis U.*	Smithfield, R.I.	4:00 PM
Th 23	at Wagner*	Staten Island, N.Y.	7:00 PM
Sa 25	Central Connecticut*	Smithfield, R.I.	1:00 PM

### MARCH

We 1	at NEC Quarterfinals*	Highest Seed	7:00/9:00 PM
Sa 4	at NEC Semifinals*	Highest Seed	12:00/2:00 PM
Tu 7	at NEC Championship^	Highest Seed	7:00 PM

#### Home games in bold

Legends Classic  
 ^ ESPN or ESPN2      E ESPN  
 B10 Big Ten Network      ACC ACC Network      \* Northeast Conference game  
 + MSG/Fox College Sports      + MSG/Fox College Sports      ROOT ROOT Sports

All home and select road games broadcast on WOON 1240 AM and online on NEC FrontRow.

## BRYANT AT A GLANCE

Location (Founded/Enrollment):	Smithfield, Rhode Island (1863/3,370)
President:	Honorable Ronald K. Machtley
Director of Athletics:	Bill Smith
Nickname (Colors):	Bulldogs (Black & Gold)
Conference:	Northeast Conference
Home Arena (Capacity):	Chace Athletic Center (2,600)
Head Coach:	Tim O'Shea (Boston College '84)
Record at Bryant/Career Record:	81-163 (8) / 201-258 (15)
Assistant Coaches:	Happy Dobbs, Chris Burns, Frankie Dobbs
Director of Basketball Operations:	Mike Allen
Program Record (first varsity season):	704-760 (1963)
Sports Information Contact:	Patrick Puzzo, Assistant Director
Office/Cell Phone:	401-232-6558 x4/201-956-4109

## LEGENDS CLASSIC BROADCAST INFORMATION

Watch: ACC Network Extra

Live Stats: UND.com

Follow Along on Twitter: @BryantGameday

## PROBABLE STARTERS

POS	NO	NAME	CL	HT	WT	PPG	RPG
G	0	Ikenna Ndugba	Fr.	6-0	190	--	--
G	01	Hunter Ware	Jr.	6-2	170	12.7	3.2
G	02	Nisre Zouzoua	So.	6-2	190	12.8	3.2
F	22	Dan Garvin	Sr.	6-6	215	10.2	8.0
F	12	Marcel Pettway	So.	6-5	250	11.4	7.0

### 2015-16 QUICK HITS

Boston, Mass. / Brooks School  
 20x double-digit scoring  
 NEC All-Rookie Team  
 Top 8 in NEC in RPG and BPG  
 NEC Rookie of the Year

## OFF THE BENCH

POS	NO	NAME	CL	HT	WT	PPG	RPG
G	03	Bosko Kostur	Jr.	6-7	215	4.3	2.2
G	05	Terrill Toe	Sr.	6-0	165	0.2	0.1
G	10	Taylor McHugh	So.	6-2	170	0.2	0.2
G	11	Justin Brickman	Sr.	5-9	155	1.5	1.1
F	13	Monty Urmilevicius	Fr.	6-8	190	--	--
G	15	Adam Grant	Fr.	6-1	170	--	--
F	20	Gus Riley	Jr.	6-8	225	3.6	1.6
G	21	Tanner Johnson	Fr.	6-5	205	--	--
F	23	Brandon Carroll	Fr.	6-7	190	--	--
F	54	Sebastian Townes	Fr.	6-6	215	--	--

### 2015-16 QUICK HITS

Grace, Md. / The John Carrol School  
 Norfolk, Va. / Norfolk Collegiate School  
 Avg 13.5p over final 2 games  
 Lexington, Ky. / Worcester Academy  
 Will redshirt in 2016-17  
 Norfolk, Va. / Norfolk Collegiate School

## THE PARTICULARS

The Bryant University men's basketball team tips off the 2016-17 season Saturday at Notre Dame, the only school in the country to make it to the Elite 8 in each of the last two seasons. The game is scheduled to start at 12:00 p.m. and can be seen on ACC Network Extra.

## THE SERIES

Saturday's contest marks the third clash between the Irish and the Bulldogs and the third being played in Indiana. Notre Dame has taken the first two contests, but the matchup in 2013 was only an 11-point victory for the ACC constituent. Senior forward **Dan Garvin** had seven points, six rebounds and two blocks as a freshman in that contest.

## SCOUTING THE FIGHTING IRISH

Notre Dame has been one of the most consistent programs in the land over the last two years, with consecutive trips to Elite Eight. The Irish lost its top two scorers from 2015-16 in Demetrius Jackson to the NBA Draft and bigman Zach Auguste to graduation, as the latter was also the team's top rebounder and rim protector. But the Irish return three of their five starters from a season ago and three of their top five scorers. Seniors V.J. Beachem and Steve Vasturia were two of three Irish players to start all 36 games last year and averaged 12.0 and 11.4 points per game, respectively. Junior Bonzie Colson started 24 of his 36 games played and averaged 11.1 points while grabbing 6.7 boards per contest. Filling the voids of Jackson and Auguste appear to be junior point guard Matt Farrell and bigman Martin Geben.

## INSIDE the SERIES

Series Record:	Notre Dame leads, 2-0
Div. I Series Record:	Notre Dame leads, 2-0
In Notre Dame:	Notre Dame leads, 2-0
In Smithfield:	--
First Meeting:	Nov. 27, 2011 (UND 84, Bryant 59)
Last Meeting:	Dec. 9, 2013 (UND 70, Bryant 59)
Largest UND win:	25 points (84-59)
Largest Bryant Win:	--

## TALE of the TAPE

BRYANT (2015-16)	vs.	UND (2015-16)
8-23	overall record	24-12
5-13	conference record	11-7
W1	streak	1
64.3	points per game	75.1
75.9	scoring defense	70.6
-11.6	scoring margin	4.5
.414	field goal percentage	.476
.450	field goal defense	.432
.312	3-point field goal percentage	.374
.333	3-point defense	.369
.644	free throw percentage	.742
34.0	rebounds per game	35.1
-5.2	rebouncing margin	1.7
13.1	assists per game	13.3
13.4	turnovers per game	9.97
5.8	steals per game	5.4
2.7	blocks per game	3.9



# 2016-17 BRYANT UNIVERSITY BASKETBALL » ROSTER

## NUMERICAL ROSTER

No.	Name	Cl.	Pos.	Ht.	Wt.	Hometown/High School (Last School)
0	Ikenna Ndugba	Fr.	G	6-0	190	Boston, Mass. / Brooks School
1	Hunter Ware	Jr.	G	6-2	170	Powder Springs, Ga. / North Cobb Christian
2	Nisre Zouzoua	So.	G	6-2	190	Brockton, Mass. / Boston Trinity
3	Bosko Kostur	Jr.	G/F	6-7	215	Melbourne, Australia / Hallam Senior College
5	Terrill Toe	Sr.	G	6-0	165	Providence, R.I. / Classical
10	Taylor McHugh	So.	G	6-2	170	Centreville, Va. / Virginia Episcopal School
11	Justin Brickman	Sr.	G	5-9	155	San Antonio, Texas / Tom C. Clark
12	Marcel Pettway	So.	F/C	6-5	250	North Providence, R.I. / Hoosac School
13	Monty Urmilevicius	Fr.	F	6-8	190	Grace, Md. / The John Carroll School
15	Adam Grant	Fr.	G	6-1	170	Norfolk, Va. / Norfolk Collegiate School
20	Gus Riley	Jr.	F	6-8	225	Nelson, New Zealand / Nayland College
21	Tanner Johnson	Fr.	G	6-5	205	Lexington, Ky. / Worcester Academy
22	Dan Garvin	Sr.	F	6-6	215	Bethel, Conn. / Bethel
23	Brandon Carroll *	Fr.	F/G	6-7	190	Brewster, N.Y. / Iona Prep
54	Sebastian Townes	Fr.	F	6-6	240	Norfolk, Va. / Norfolk Collegiate School

\* will redshirt in 2016-17

**Head Coach:** Tim O'Shea (Boston College '84), ninth season  
**Associate Head Coach:** Happy Dobbs (Villanova '84), sixth season  
**Assistant Coaches:** Chris Burns (Bryant '07), fifth season  
 Frankie Dobbs (Bryant '13), fourth season  
**Director of Operations:** Mike Allen (Ohio U. '09), second season

## ROSTER BREAKDOWN

### ROSTER BREAKDOWN

#### BULLDOGS BY CLASS

Seniors .....	3
Juniors .....	3
Sophomores .....	3
Freshmen .....	6

#### BULLDOGS BY POSITION

Guards .....	8
Forwards .....	7

#### BULLDOGS BY STATE/COUNTRY

United States .....	13
Connecticut .....	1
Georgia .....	1
Kentucky .....	1
Maryland .....	1
Massachusetts .....	2
New York .....	1
Rhode Island .....	2
Texas .....	1
Virginia .....	3
Australia .....	1
New Zealand .....	1

#### BULLDOGS BY HEIGHT

5-9 .....	1
6-0 .....	2
6-1 .....	1
6-2 .....	3
6-5 .....	2
6-6 .....	2
6-7 .....	2
6-8 .....	2

\* will redshirt in 2016-17

## PRONUNCIATION GUIDE

0	<b>IKENNA NDUGBA</b>	I-KEN-uh Nuh-DO-buh
2	<b>NISRE ZOUZOUA</b>	NEZ-ray ZOO-zwah
3	<b>BOSKO KOSTUR</b>	BOSH-koh KAH-stur
5	<b>TERRILL Toe</b>	Tur-ELLE
13	Monty <b>URMILEVICIUS</b>	Urm-ah-LAV-ih-chiss

## ALPHABETICAL ROSTER

11	Justin Brickman	Sr.	G	5-9	155	San Antonio, Texas
23	Brandon Carroll *	Fr.	F/G	6-7	190	Brewster, N.Y.
22	Dan Garvin	Sr.	F	6-6	205	Bethel, Conn.
15	Adam Grant	Fr.	G	6-1	170	Norfolk, Va.
21	Tanner Johnson	Fr.	G	6-5	205	Lexington, Ky.
3	Bosko Kostur	Jr.	F/G	6-7	200	Melbourne, Australia
10	Taylor McHugh	So.	G	6-2	170	Centreville, Va.
0	Ikenna Ndugba	Fr.	G	6-0	190	Boston, Mass.
12	Marcel Pettway	So.	F/C	6-5	250	North Providence, R.I.
20	Gus Riley	Jr.	F/C	6-8	225	Nelson, New Zealand
5	Terrill Toe	Sr.	G	6-0	165	Providence, R.I.
54	Sebastian Townes	Fr.	F	6-6	240	Norfolk, Va.
13	Monty Urmilevicius	Fr.	F	6-8	190	Grace, Md.
1	Hunter Ware	Jr.	G	6-2	170	Powder Springs, Ga.
2	Nisre Zouzoua	So.	G	6-2	190	Brockton, Mass.



**2015-16 SITUATIONAL RECORDS**

Overall	8-23
Home	4-10
Away	4-13
Neutral	0-0
In Overtime	1-0
Versus Ranked/RV Opponents	0-3
Versus Non-Conference Opponents	3-10
Versus Northeast Conference	5-13
Winning the opening tip	6-14
Scoring first	5-9
Scored on first	3-14
Leading at the half	6-5
Trailing at the half	1-17
Tied at the half	1-1
Leading with 2:00 left	5-0
Trailing with 2:00 left	1-22
Tied with 2:00 left	2-0
In games decided by > 10 points	3-15
In games decided by ≤ 10 points	5-8
In games decided by < 5 points	4-1
Scoring 80+ points	5-0
Scoring 70-79 points	1-5
Scoring 60-69 points	2-7
Scoring 50-59 points	0-8
Scoring < 50 points	0-3
Opponent scores 70+ points	4-18
Opponent scores < 70 points	4-3
Shooting ≥ 50 percent	4-0
Shooting 40-49.9 percent	4-11
Shooting 30-39.9 percent	0-10
Shooting < 30 percent	0-2
No players in double figures	0-1
One player in double figures	0-0
Two players in double figures	1-8
Three players in double figures	1-10
Four players in double figures	3-4
Five players in double figures	3-0
Making 5+ 3-pointers	8-16
Recording 12+ assists	7-13
Committing < 15 turnovers	4-12
Blocking 3+ shots	3-13
Making 5+ steals	6-15
Outshooting opponent (shots taken)	4-8
Outshot by opponent (shots taken)	4-12
Outshooting opponent (percentage)	7-6
Outshot by opponent (percentage)	1-17
Outrebounding opponent	3-3
Outrebounded by opponent	5-20
At night (5 p.m. or later)	4-14
During the day	4-9
On Monday	1-1
On Tuesday	0-1
On Wednesday	1-3
On Thursday	2-7
On Friday	1-0
On Saturday	3-11
On Sunday	0-0
In November	2-5
In December	1-5
In January	4-6
In February	1-7
In March	0-0

Farrell started all four NCAA Tournament games last season, averaging over 26 minutes with 6.0 points and 3.0 assists. Geben has been a force down low in Notre Dame's two exhibition wins, averaging 11.5 points, 8.0 caroms and 2.5 blocks.

**BRYANT vs. THE ACC**

Bryant is 1-9 all-time against current members of the Atlantic Coast Conference, with its only victory coming during the 2012-13 campaign in a 56-54 triumph over Boston College in Chestnut Hill. The Bulldogs have battled five different members of the ACC, including five matchups with Boston College, one apiece against Maryland, Pitt and Duke, and two against Notre Dame. Bryant has played an ACC school each year since joining the Division I ranks in 2008.

**BRYANT ALL-TIME AGAINST THE ACC**

<b>vs. Boston College (1-4)</b>	<b>vs. Maryland (0-1)</b>	<b>vs. Pittsburgh (0-1)</b>
November 25, 2012: 56-54 W	December 27, 2008: 72-51 L	February 2, 2015: 72-67 L
December 18, 2011: 75-55 L		
December 19, 2010: 93-77 L	<b>vs. Duke (0-1)</b>	<b>vs. Notre Dame (0-2)</b>
December 20, 2009: 72-46 L	November 14, 2015: 113-75 L	November 27, 2011: 84-59 L
December 10, 2008: 80-61 L		December 9, 2013: 70-59 L

**ON TAP**

The Bulldogs run into Smithfield for their 2016-17 home opener against Salve Regina Tuesday night at 7:00 p.m. The action can be seen live on NECFrontRow.com and heard live on WOON 1240 AM (Jon Wallach and Tristan Hobbes).

**SEASON OPENERS**

DATE	OPPONENT	PRESEASON RANK
Nov. 12, 2016	Notre Dame	RV/RV
Nov. 14, 2015	Duke	No. 4
Nov. 14, 2014	UConn	No. 15
Nov. 9, 2013	Gonzaga	No. 15/14
Nov. 9, 2012	Indiana	No. 1
Nov. 11, 2011	San Diego State	--
Nov. 12, 2010	Cleveland State	--
Nov. 13, 2009	Providence College	--
Nov. 19, 2008	Albany	--

**OPENING NIGHT**

Since the inaugural season of the Bryant men's basketball program in 1963-64, Bulldog teams are 27-26 (.509) all-time in season openers. Bryant was victorious in the program's first eight season openers and did not suffer an opening-day defeat until the 1971-72 campaign. But the Bulldogs have not found a win in the season's first contest since 2005-06, when they climbed over Adelphi, 70-62. The Bulldogs are winless in Division I season openers dating back to the 2008-09 season, and Bryant is 6-11 in its last 17 after a 113-75 loss to then-reigning national champ and No. 4 Duke in last season's debut. The game at Notre Dame to kick off 2016-17 will mark the eighth-straight season that Bryant has opened the year on the road.

**THE 2016-17 BULLDOGS**

Aiming to make it four postseason appearances in five years, the Bryant University men's basketball team turns to a handful of underclassmen that it hopes will guide it back to prominence in the Northeast Conference. Led by the return of reigning NEC Rookie of the Year **Marcel Pettway** and fellow All-NEC Rookie Team selection **Nisre Zouzoua** the Bulldogs have an abundance of youthful talent ready to compete at a high level. The Bulldogs will rely on the return of their top three scorers that includes Zouzoua and Pettway along with junior wing **Hunter Ware**, who finished second with 12.7 points per game on 36.7 percent shooting from downtown in 29 starts which leads this year's returners. One of just three seniors on this year's roster, forward **Dan Garvin** will look to cap off a productive career in his final campaign wearing the Black and Gold. As the top defensive presence at the rim, Garvin averaged 10.2 points per game and led the team with 1.3 blocks per game and 8.0 rebounds per contest last year. Also in the mix for a big role is junior forward **Gus Riley**, who averaged over 13 points per game over the final two contests and established himself as a threat from the outside. The Bulldogs add six freshmen to this year's cavalry, including a pair of guards in **Ikenna Ndugba** and **Adam Grant**. The two will compete for time at point guard, as Bryant will have to find a new floor general following the graduation of the NEC's top assist man in 2015-16, Shane McLaughlin ('16). Freshman guard **Tanner Johnson** is expected to see time, while seniors **Justin Brickman** and **Terrill Toe** provide stability and experience in the backcourt. Frosh forward **Sebastian Townes** is also expected to see quality minutes on the interior.

**MEET THE PUPPIES**

The six-man freshman class is the second largest in Bryant's Division I history, and the largest since 2013-14, which also happens to be this year's senior class. Head coach **Tim O'Shea** welcomed seven freshmen in 2009-10. **Mantvydas Urmilevicius** is a lengthy 6-foot-8 forward and is joined by two athletic guards in **Ikenna Ndugba** and **Adam Grant**. Guard **Tanner Johnson** stands at 6-foot-5 and will provide additional scoring from the perimeter, while 6-foot-6 **Sebastian Townes** weighs in at 240 and is a skilled player on the inside. If those measurements remind you of someone, you might be thinking of sophomore **Marcel Pettway**, who stands 6-foot-5, weighs 250 pounds and was named the NEC's Rookie of the Year last year.

**CONTINUED TREND: BATTLING IN SOUTH BEND**

Bryant continues its trend of taking on a challenging array of non-conference opponents, particularly in the season opener, and 2016-17 is no different. The Bulldogs have taken on the defending national champs in each of the last two seasons (Duke, UConn) and four ranked opponents in as many years to kick off the schedule. This season's opener will be at Notre Dame, the only school in the country to make a run to the Elite Eight in each of the last two years. The Bulldogs have not won a season opener since 2005 and are 33-78 against out-of-conference competition at the Division I level, as the Nov. 12 matchup with the Fighting Irish will mark the third in the series.

**SERIES HISTORY**

CURRENT STREAK: L2		
DATE	H/A	SCORE
Nov. 27, 2011	A	Notre Dame 84, Bryant 59
Dec. 09, 2013	A	Notre Dame 70, Bryant 59



# 2016-17 BRYANT UNIVERSITY BASKETBALL » NOTES

## NEC PRESEASON COACHES POLL

	15-16 Record	15-16 Finish
1. Fairleigh Dickinson (6)	15-15	T-2nd
2. Wagner (4)	20-15	1st
3. <b>Bryant</b>	<b>8-23</b>	<b>7th</b>
4. LIU Brooklyn	12-18	T-6th
Mount St. Mary's	23-12	5th
6. Robert Morris	10-20	8th
7. St. Francis Brooklyn	15-17	T-2nd
8. Sacred Heart	16-16	T-2nd
9. Saint Francis U.	8-21	T-6th
10. Central Connecticut	5-26	10th

## PRESEASON ALL-CONFERENCE

NAME	SCHOOL	STATS
Darian Anderson	Fairleigh Dickinson	G/6-1/170 /Jr.
Michael Carey	Wagner	G/6-5/200/Sr.
Jerome Frink	LIU Brooklyn	F/6-7/230/R-Sr.
Corey Henson	Wagner	G/6-3/175/Jr.
Earl Potts Jr.	Fairleigh Dickinson	G/F/6-6/200/Jr.

## SEASONAL MANAC

CATEGORY	2015-16
Current Streak	W1
Longest Winning Streak	W3
Longest Losing Streak	L12
Most Points Scored	8 <i>2x, last at LIU Brooklyn (February 27, 2016)</i>
Fewest Points Scored	40 <i>at Yale (December 2, 2015)</i>
Most Points Allowed	113 <i>at No. 5/4 Duke (November 14, 2015)</i>
Fewest Points Allowed	58 <i>vs. Prairie View A&amp;M (November 20, 2015)</i>
Highest Shooting Percentage	.615 <i>at FDU (January 4, 2016)</i>
Lowest Shooting Percentage	.267 <i>at Harvard (November 25, 2015)</i>
Highest Shooting Percentage Allowed	.620 <i>vs. Siena (November 21, 2015)</i>
Lowest Shooting Percentage Allowed	.317 <i>at Saint Francis U. (February 4, 2016)</i>

## 2015-16 HONORS

**Marcel Pettway**  
 NEC Rookie of the Year  
 NEC All-Rookie Team  
 6x NEC Rookie of the Week  
 ECAC Rookie of the Week

**Nisre Zouzoua**  
 NEC All-Rookie Team  
 NEC Rookie of the Week

## NO TIME TO EXHALE

In addition to the matchup with an Irish team receiving votes, Bryant faces schools across 11 different conferences before diving into Northeast Conference play. The Bulldogs will face four NCAA Tournament qualifiers in 2016-17, including three over the first month of the season. The Black and Gold play Salve Regina at home on Nov. 15 prior to heading to Washington for the start of a 10-day roadtrip which begins at West Coast powerhouse Gonzaga on Nov. 18. The Zags are No. 14 and 13 according to the AP Poll and USA Today Coaches Poll, respectively, and the contest kicks off a trip that concludes with Big Ten constituent Northwestern the day after Thanksgiving. Bryant returns home on Nov. 30 to welcome NCAA opening-round winner and defending Ivy League champion Yale. December opens with a journey to Ohio University, with the final non-league road test coming at Navy on Dec. 6.

## SOPH – WE-WANT-SOME – MORE

The Bulldogs will be expecting big things from sophomores **Marcel Pettway** and **Nisre Zouzoua** in 2016-17. Pettway became just the second player in program history to garner the NEC Rookie of the Year award, after Alex Francis ('14) did so in 2011. The tandem was the first pair to make the NEC All-Rookie Team since the 2010-11 season and combined to score 14.2 points per game, ranking inside the top-15 at the Division I level among freshman scoring duos.

Pettway averaged 11.4 points per game last season to rank fourth among NEC rookies. He led all conference freshmen with 7.0 caroms per contest, which was good for ninth overall. The North Providence, R.I., product converted 59.7 percent of his shots from the floor, ranking third in the NEC. He statted eight double-doubles, which were the fifth most in the league and tied him with Francis for the most by a Bryant freshman in the program's Division I tenure.

Zouzoua exploded over the final month of his rookie season, scoring 20+ points in each of the last three games, which included 29 points on seven threes at LIU Brooklyn on Feb. 27. He averaged 19.3 points per game in February to finish the season with a team-high 12.8 points per effort, also leading all league freshmen. His 60 made threes ranked second among conference rookies. Zouzoua became just the second Bryant freshman to lead the team in scoring, after Francis did so in 2010. Zouzoua will hope to have something else in common with Francis in 2016-17 – leading the team in scoring as a sophomore as well.

## BULLDOGS TO PLAY IN THE 10th ANNUAL LEGENDS CLASSIC

For a second-consecutive season, the Bulldogs will compete in a major tournament to kick off the new campaign, as it participates in the 10th annual Legends Classic. With a combined 83 NCAA Tournament appearances and six Final Fours among the four regional hosts, the eight-team tournament is headlined by Notre Dame, Colorado, Texas and Northwestern. The Bulldogs will take on the Wildcats at Welsh-Ryan Arena in Evanston, Ill. on Nov. 25 in the second regional matchup. Prior to that collision, Bryant will complete the Subregional Rounds, hosted by Eastern Washington. The Bulldogs will play the host Eagles on Monday, Nov. 21, as the Subregional Consolation Game and Championship Game will be played on Tuesday, Nov. 22. Louisiana Monroe and Seattle will join the Eagles and Bulldogs at Reese Court in Cheney, Wash. for the Subregional Rounds. In the Championship Rounds held at Brooklyn's Barclays Center, Notre Dame will face Colorado in the first semifinal, followed by Texas taking on Northwestern on Nov. 21. The consolation and championship games will take place on Nov. 22.

## WHEN THE LIGHTS COME ON

Junior wing **Hunter Ware** was feeling it when the lights shined at their brightest in 2015-16. Of his four 20-point outings last season, two came in TV games. Ware began the season scoring 24 points against then No. 5/4 Duke on an ESPN3 broadcast, then netted a career-high 26 points at Michigan on Dec. 23 as part of a BIG 10 Network telecast. Ware played at Harvard on ESPN3, at then No. 15/18 Providence on Fox Sports 1, at Wagner on CBS Sports Network, against Robert Morris on ESPN3 and against Fairleigh Dickinson on MSG+, scoring 10, 14, 11, 15 and 14 points, respectively.

## MILESTONE WATCH

<b>DAN GARVIN (Sr/F)</b>		
<b>Milestone</b>	<b>To Go</b>	<b>Achieved</b>
100 career games played	16	--
1000 career points	234	--
<b>HUNTER WARE (Jr/G)</b>		
<b>Milestone</b>	<b>To Go</b>	<b>Achieved</b>
100 career made threes	16	--
100 career steals	37	--
<b>NISRE ZOZOUA (So/G)</b>		
<b>Milestone</b>	<b>To Go</b>	<b>Achieved</b>
500 career points	103	--
<b>HEAD COACH TIM O'SHEA</b>		
<b>Milestone</b>	<b>To Go</b>	<b>Achieved</b>
100th win at Bryant	19	--
<b>BRYANT BASKETBALL</b>		
<b>Milestone</b>	<b>To Go</b>	<b>Achieved</b>
700 wins	--	Jan. 1

## BULLDOGS' 2015-16 SCORING MARGIN DIFFERENTIAL

	1	2	3	4	5	6	7	8	9	10	11	12	13	14	15	16-20	21-25	26-30	31-35	35+
WON		2	1		2								2			1				
LOST	1					2	2	2	1		2			1		5	1	1	1	3

## BULLDOGS' 2015-16 REBOUNDING DIFFERENTIAL

	1	2	3	4	5	6	7	8	9	10	11	12	13	14	15	16	17	18	19	20	21-25	26-30
(+) POS.		4						1					1									
(-) NEG.	3	4	2	1		2	1	1	1	1	1	2		1	1	1					1	1



## 2015-16 INDIVIDUAL GAME HIGHS

### Points

- 29 Nisre Zouzoua at LIU Brooklyn (2/27/16)
- 26 Marcel Pettway, 2x (last at FDU, 1/4/16)
- 26 Shane McLaughlin at Dartmouth (12/31/15)
- 26 Hunter Ware at Michigan (12/23/15)
- 25 Nisre Zouzoua vs. FDU (2/11/16)
- 25 Dan Garvin at Sacred Heart (1/30/16)

### Field Goals Made

- 11 Marcel Pettway vs. CCSU (1/2/16)
- 10 Nisre Zouzoua at LIU Brooklyn (2/27/16)
- 10 Dan Garvin at Sacred Heart (1/30/16)
- 10 Marcel Pettway, 2x (last vs. Robert Morris, 1/23/16)
- 10 Shane McLaughlin at Dartmouth (12/31/15)
- 9 Marcel Pettway at FDU (1/4/16)
- 9 Hunter Ware, (3x last at Michigan, 12/23/15)

### Field Goals Attempted

- 19 Hunter Ware at Michigan (12/23/15)
- 17 Nisre Zouzoua at St. Francis Brooklyn (2/25/16)
- 17 Hunter Ware at Sacred Heart (1/30/16)
- 17 Marcel Pettway, 2x (last vs. Robert Morris, 1/23/16)
- 16 Nisre Zouzoua vs. FDU (2/11/16)
- 16 Hunter Ware vs. LIU Brooklyn (1/16/16)

### Field Goal Percentage (min. 8 made)

- .900 (9-10) Marcel Pettway at FDU (1/4/16)
- .727 (8-11) Marcel Pettway at St. Francis Brooklyn (2/25/16)
- .727 (8-11) Nisre Zouzoua vs. Emerson (11/18/15)
- .714 (10-14) Dan Garvin at Sacred Heart (1/30/16)
- .714 (10-14) Marcel Pettway vs. LIU Brooklyn (1/16/16)
- .714 (10-14) Shane McLaughlin at Dartmouth (12/31/15)

### 3-Point Field Goals Made

- 7 Nisre Zouzoua at LIU Brooklyn (2/27/16)
- 6 Hunter Ware, 2x (last at Michigan, 12/23/15)
- 5 Nisre Zouzoua, 3x (last at St. Francis, 2/25/16)
- 5 Hunter Ware vs. Robert Morris (1/23/16)

### 3-Point Field Goals Attempted

- 15 Hunter Ware at Michigan (12/23/15)
- 11 Nisre Zouzoua, 3x (last at LIU Brooklyn, 2/27/16)
- 11 Hunter Ware at #5 Duke (11/14/15)
- 10 Nisre Zouzoua vs. FDU (2/11/16)
- 10 Hunter Ware at Sacred Heart (1/30/16)

### 3-Point Field Goal Percentage (min. 4 made)

- 1.000 (4-4) Shane McLaughlin at Dartmouth (12/31/15)
- .714 (5-7) Hunter Ware vs. Robert Morris (1/23/16)
- .666 (4-6) Hunter Ware vs. St. Francis (1/14/16)

### Free Throws Made

- 8 Marcel Pettway at FDU (1/4/16)
- 7 Nisre Zouzoua vs. Mount St. Mary's (2/20/16)
- 6 Hunter Ware at FDU (1/4/16)
- 6 Nisre Zouzoua, 2x (last vs. Army, 12/8/15)
- 6 Dan Garvin vs. Brown (12/5/15)

### Free Throws Attempted

- 12 Marcel Pettway at FDU (1/4/16)
- 11 Dan Garvin at Sacred Heart (1/30/16)
- 10 Hunter Ware at FDU (1/4/16)

### Free Throw Percentage (min. 8 made)

- .667 Marcel Pettway at FDU (1/4/16)

### Rebounds

- 16 Dan Garvin vs. Brown (12/5/15)
- 14 Dan Garvin at Sacred Heart (1/30/16)
- 13 Marcel Pettway at Saint Francis U. (2/4/16)

### Assists

- 14 Shane McLaughlin vs. Prairie View (11/20/15)
- 12 Shane McLaughlin at LIU Brooklyn (2/27/16)
- 8 Shane McLaughlin, 7x (last vs. FDU, 2/11/16)

### Steals (min. 4)

- 4 Hunter Ware vs. CCSU (1/2/16)
- 4 Shane McLaughlin vs. Siena (11/21/15)

### Blocked Shots

- 4 Dan Garvin vs. Saint Francis U. (1/21/16)
- 3 Marcel Pettway at Wagner (1/7/16)
- 3 Dan Garvin vs. CCSU (1/2/16)
- 2 Marcel Pettway, 2x (last at Saint Francis U., 2/4/16)
- 2 Dan Garvin, 8x (last vs. Robert Morris, 1/23/16)
- 2 Gus Riley at Yale (12/2/15)

## LOOKING TO REBOUND

The Bulldogs were outrebounded in 25 of their 31 games last season, losing the battle on the glass in each of the first 12 games to begin the year. It marked the first time in the program's Division I history the team had opened a campaign on the short side on the glass in 12-straight outings. The last time the Bulldogs were outrebounded in more than seven-straight games at any point in a season was back in 2011-12, when the team lost the battle on the boards in nine-consecutive games from Nov. 27-Jan. 5. To find the last time the squad was outrebounded in 12 or more straight contests, you must look all the way back to the 2009-10 season, when the Bulldogs lost the board battle in 20 in a row from Dec. 3-Feb. 13.

## LINEUP DANCING

Head coach **Tim O'Shea** repeated a starting lineup just twice in 2015-16, mixing and matching with 11 variations of a starting five. The Bulldogs had not seen 10 or more editions of a starting lineup since the 2011-12 season. But the lineups that were duplicated featured four current starters in sophomores **Nisre Zouzoua** and **Marcel Pettway**, junior **Hunter Ware** and senior **Dan Garvin**.

## BULLDOGS ANNOUNCE 2016-17 NATIONAL BROADCAST PACKAGE

The Bryant University men's basketball team will be featured on live national and regional broadcasts six times throughout the 2016-17 season, including three times as part of the 33-game NECTV package. The Bulldogs will appear on ACC Network Extra against Notre Dame to open the season on Nov. 12. Bryant will play against No. 14/13 Gonzaga on Nov. 18 on ROOT Sports before taking on Northwestern on Nov. 25 as part of a Big Ten Network broadcast. The Bulldogs will then get national exposure during a nine-day timeframe in league action. The team opens its trio of NEC TV contests with a road matchup against Central Connecticut on Jan. 25 (MSG+/FCS) before hosting Fairleigh Dickinson on Jan. 28 on MSG and Fox College Sports. Bryant will then play in the first of two NEC matchups featured on ESPNU when it visits Mount St. Mary's on Feb. 2.

## TAKE A TIME OUT TO MEET TIM O'SHEA

Now in his ninth season at the helm of the Bryant men's basketball program and entering his 16th year as a head coach in 2016-17, **Tim O'Shea** (Boston College '84) continues to bring an enormous amount of experience, success and knowledge to the Bulldog sideline. Through his first eight seasons in Smithfield, O'Shea has helped steer the Bulldogs to three-straight NEC Tournaments from 2013-2015, as well as a national postseason appearance in the College Basketball Invitational (CBI). Under O'Shea's direction, the Bulldogs have earned breakthrough victories over the likes of Boston College, Lehigh and Robert Morris, among others, while producing 14 all-conference selections and two Rookie of the Year honorees. O'Shea and his flock earned a national ranking in the Mid-Major Top 25 for seven weeks during the 2012-13 season and earned NEC Tournament hosting rights from 2012-2014. O'Shea has garnered much attention in his time with the Bulldogs, earning three major coaching awards in 2012-13, including Jim Phelan NEC Coach of the Year (as voted by league head coaches), *College Insider* NEC Coach of the Year and Rhode Island Coach of the Year. Before arriving in Smithfield, O'Shea was previously the head coach at Ohio University for seven seasons. He was also an assistant at the University of Rhode Island (1988-1997) and Boston College (1997-2001), his alma mater. He enters the 2016-17 season with an overall record of 201-258.

## BULLDOGS ON NBA BENCHES

Two former Bulldogs find themselves on NBA benches and part of storied franchises in the league. Bryant basketball alum Josh Longstaff ('05) and former assistant coach Brian Keefe (2001-05) were both part of the New York Knicks staff last season and now cover both coasts. Longstaff is in his third season with the Knicks, while Keefe is in his first season as a player development coach with the Los Angeles Lakers in 2016-17. Both were part of Bryant's run to the Division II National Championship Game in 2004-05 and began their stints in New York after spending four and seven seasons, respectively, with the Oklahoma City Thunder.

## OCEAN STATE OF MIND

The 2016-17 Bryant bench boasts 23 years of Division I head coaching experience across two of its coaches, with more than half of that spent at the helm of programs inside the Ocean State. Head coach **Tim O'Shea** enters his 16th season and ninth season at Bryant in 2016-17, and he is flanked by highly experienced associate head coach **Happy Dobbs** (sixth season). Dobbs brings eight years of head coaching experience to the sideline, all served at nearby Brown University. Assistant coach **Chris Burns** adds seven more years of coaching done within Rhode Island's borders, spending two seasons on the sidelines at Rhode Island College before joining his alma mater, where he is currently in his fifth season.

## TICKET TO RIDE

Single-game and season ticket packages are available for the 2016-17 Bryant University men's and women's basketball seasons. Fans can purchase tickets online at [bryantbulldogs.com/tickets](http://bryantbulldogs.com/tickets) or by calling the Bryant Athletics Ticket Office at 401-319-TIXX.

## BRYANT HOOPS ON WOON RADIO

For the ninth season, all Bryant University basketball home games and select road contests can be heard LIVE on WOON 1240 AM. Veteran sportscaster Jon Wallach of 98.5 FM The Sports Hub Boston returns to call the action alongside color analyst Tristan Hobbes.

STAYINGSOCIAL with Bryant Athletics



@BryantAthletics (general news and updates)  
@BryantGameday (live, in-game updates only)



@BryantAthletics



BryantSports



/BryantAthletics



**2016-17 BRYANT UNIVERSITY BASKETBALL » NOTES**

---



**BULLDOG SEASON & CAREER TOTALS**

**TIMES LEADING BRYANT IN...**

SCORING	15-16	Career	REBOUNDING	15-16	Career
Nisre Zouzoua	10	10	Dan Garvin	15	43
Marcel Pettway	7	7	Marcel Pettway	14	14
Hunter Ware	7	9	Andrew Scocca	2	4
Dan Garvin	6	9	Shane McLaughlin	2	6
Shane McLaughlin	2	2	Bosko Kostur	1	5
Bosko Kostur	1	3	Curtis Oakley Jr.	1	1
Gus Riley	1	1	Hunter Ware	1	1
Curtis Oakley Jr.	--	1	Gus Riley	--	1

**— season/career totals —**

DOUBLE-DOUBLES	15-16	Career	DOUBLE-FIGURE SCORING GAMES	15-16	Career
Marcel Pettway	8	8	Hunter Ware	20	31
Dan Garvin	5	14	Nisre Zouzoua	20	20
Shane McLaughlin	2	3	Marcel Pettway	16	16
<b>20+ POINT GAMES</b>	<b>15-16</b>	<b>Career</b>	Dan Garvin	14	36
Nisre Zouzoua	5	5	Shane McLaughlin	11	25
Hunter Ware	4	5	Bosko Kostur	4	14
Marcel Pettway	4	4	Curtis Oakley Jr.	4	11
Shane McLaughlin	2	2	Gus Riley	4	5
Dan Garvin	1	4	Zach Chionuma	--	2
Bosko Kostur	--	1	Andrew Scocca	--	1
<b>8+ ASSIST GAMES</b>	<b>15-16</b>	<b>Career</b>	<b>DOUBLE-FIGURE REBOUND GAMES</b>	<b>15-16</b>	<b>Career</b>
Shane McLaughlin	8	14	Marcel Pettway	9	9
<b>3+ BLOCK GAMES</b>	<b>15-16</b>	<b>Career</b>	Dan Garvin	7	18
Dan Garvin	2	16	Shane McLaughlin	1	1
Marcel Pettway	1	1	<b>5+ 3-POINT FG GAMES</b>	<b>15-16</b>	<b>Career</b>
Hunter Ware	1	1	Nisre Zouzoua	4	4
<b>5+ STEAL GAMES</b>	<b>15-16</b>	<b>Career</b>	Hunter Ware	3	3
--	--	--	--	--	--

**in 2015-16...**

DOUBLE-DOUBLES	15-16	Career
Shane McLaughlin	12p, 12a at LIU Brooklyn, 2/27/16	
Dan Garvin	17p, 11r vs. FDU, 2/11/16	
Marcel Pettway	18p, 13r at Saint Francis U., 2/4/16	
Dan Garvin	25p, 14r at Sacred Heart, 1/30/16	
Marcel Pettway	13p, 10r at CCSU, 1/28/16	
Marcel Pettway	21p, 10r vs. Robert Morris, 1/23/16	
Marcel Pettway	20p, 10r vs. LIU Brooklyn, 1/16/16	
Marcel Pettway	12p, 12r vs. St. Francis Brooklyn, 1/14/16	
Shane McLaughlin	21p, 10r at Mount St. Mary's, 1/9/16	
Marcel Pettway	26p, 11r at FDU, 1/4/16	
Dan Garvin	15p, 12r vs. CCSU, 1/2/16	
Dan Garvin	13p, 10r vs. Army, 12/8/15	
Marcel Pettway	13p, 10r vs. Army, 12/8/15	
Dan Garvin	12p, 16r vs. Brown, 12/5/15	
Marcel Pettway	15p, 12r at Georgetown, 11/28/15	
<b>25+ POINT GAMES</b>	<b>15-16</b>	<b>Career</b>
Nisre Zouzoua	29 at LIU Brooklyn, 2/27/16	
Marcel Pettway	26 at FDU, 1/4/16	
Marcel Pettway	26 vs. CCSU, 1/2/16	
Shane McLaughlin	26 at Dartmouth, 12/31/15	
Hunter Ware	26 at Michigan, 12/23/15	
Nisre Zouzoua	25 vs. FDU, 2/11/16	
Dan Garvin	25 at Sacred Heart, 1/30/16	
<b>10+ REBOUND GAMES</b>	<b>15-16</b>	<b>Career</b>
Dan Garvin	16 vs. Brown, 12/5/15	
Dan Garvin	14 at Sacred Heart, 1/30/16	
Marcel Pettway	13 at Saint Francis U., 2/4/16	
Dan Garvin	12 vs. CCSU, 1/2/16	
Marcel Pettway	12 vs. St. Francis Brooklyn, 1/14/16	
Marcel Pettway	12 at New Hampshire, 11/30/15	
Marcel Pettway	12 at Georgetown, 11/28/15	
Dan Garvin	11 vs. FDU, 2/11/16	
Marcel Pettway	11 at FDU, 1/4/16	
Marcel Pettway	10 at CCSU, 1/28/16	
Marcel Pettway	10 vs. Robert Morris, 1/23/16	
Marcel Pettway	10 vs. LIU Brooklyn, 1/16/16	
Dan Garvin	10 vs. LIU Brooklyn, 1/16/16	
Shane McLaughlin	10 at Mount St. Mary's, 1/9/16	
Marcel Pettway	10 at #15 Providence, 12/12/15	
Dan Garvin	10 vs. Army, 12/8/15	
Marcel Pettway	10 vs. Army, 12/8/15	
Dan Garvin	10 at Georgetown, 11/28/15	
<b>10+ ASSIST GAMES</b>	<b>15-16</b>	<b>Career</b>
Shane McLaughlin	14 vs. Prairie View A&M, 11/20/15	
Shane McLaughlin	12 at LIU Brooklyn, 2/27/16	

**THE LAST TIME BRYANT UNIVERSITY...**

Won in overtime	Bryant 82, Mount St. Mary's 79 (2OT) — Jan. 9, 2016
Lost in overtime	Sacred Heart 84, Bryant 75 (OT) — Feb. 7, 2015
Played two overtimes	Bryant 82, Mount St. Mary's 79 (2OT) — Jan. 9, 2016
Played three overtimes	Never in Division I era
Played a ranked opponent	December 12, 2015 — Bryant at No. 15/18 Providence
Earned a national ranking	No. 22 — Feb. 11, 2013 (College Insider Mid-Major Top 25)
Won by 30 points or more	Never in Division I era
Won by 25 points or more	Bryant 80, Saint Francis U. 54 — Jan. 8, 2015
Overcame a double-digit halftime deficit	Mount St. Mary's 34, Bryant 20 at half — Jan. 9, 2016
Scored 50 points or more in one half	50 vs. UNH — Nov. 20, 2014 (1st half)
Scored 90 points or more	91 vs. Sacred Heart — March 4, 2015
Scored 100 points or more	107 vs. Delaware — Dec. 21, 2013
Allowed 100 points or more	No. 5/4 Duke 113, Bryant 75 — Nov. 14, 2015
Both teams scored 100 points or more	Bryant 107, Delaware 108 (OT) — Dec. 21, 2013
Scored 50 points or fewer	40 at Yale — Dec. 2, 2015
Scored 40 points or fewer	40 at Yale — Dec. 2, 2015
Allowed 50 points or fewer	46 at Denver — Dec. 21, 2014
Allowed 40 points or fewer	Never in Division I era
Both teams scored 50 points or fewer	Bryant 48, Denver 46 — Dec. 21, 2014
Made 30 or more field goals	32 at LIU Brooklyn — Feb. 27, 2016
Made 40 or more field goals	Never in Division I era
Was held to 15 or fewer field goals	15 at Yale — Dec. 2, 2015
Held opponent to 15 or fewer field goals	13 at Denver — Dec. 21, 2014
Held opponent to 20 or fewer field goals	20 vs. Saint Francis U. — Feb. 4, 2016
Attempted 60 or more field goals	65 at St. Francis Brooklyn — Feb. 25, 2016
Attempted 70 or more field goals	71 vs. Central Connecticut — Jan. 2, 2016
Attempted 40 or fewer field goals	40 at Denver — Dec. 21, 2014
Attempted 30 or fewer field goals	Never in Division I era
Shot 55% or better from the field	61.5% at LIU Brooklyn — Feb. 27, 2016
Shot 50% or better from the field	61.5% at LIU Brooklyn — Feb. 27, 2016
Shot 50% or better in both halves	60.7% (1st), 62.5% (2nd) at LIU Brooklyn — Feb. 27, 2016
Shot under 30% from the field	28.3% at Yale — Dec. 2, 2015
Held opponent under 30% from the field	28.6% at Central Connecticut — Jan. 12, 2013
Made 15 or more 3-pointers	17 vs. Monmouth — Jan. 22, 2011
Allowed 15 or more 3-pointers	17 at Michigan — Dec. 23, 2015
Did not make a 3-pointer	Never in Division I era
Did not allow a 3-pointer	vs. Yale — Jan. 2, 2009
Attempted 25 or more 3-pointers	25 at LIU Brooklyn — Feb. 27, 2016
Attempted fewer than five 3-pointers	Never in Division I era
Made 20 or more free throws	27 at Fairleigh Dickinson — Jan. 4, 2016
Made 30 or more free throws	35 vs. St. Francis Brooklyn — Jan. 25, 2014
Attempted more than 40 free throws	42 at Fairleigh Dickinson — Jan. 4, 2016
Attempted more than 50 free throws	Never in Division I era
Attempted fewer than 10 free throws	8 vs. Robert Morris — Jan. 23, 2016
Attempted no free throws	vs. Harvard — Nov. 24, 2010
Allowed more than 40 free throws	Never in Division I era
Allowed more than 50 free throws	Never in Division I era
Shot 100% from the foul line (min. 10)	100.0% vs. Sacred Heart (14-14) — Feb. 18, 2016
Shot 90% from the foul line (min. 10)	100.0% vs. Sacred Heart (14-14) — Feb. 18, 2016
Shot less than 50% from the foul line	46.2% at Yale (6-13) — Dec. 2, 2015
Had 40 or more rebounds	40 vs. Mount St. Mary's — Feb. 20, 2016
Had 50 or more rebounds	Never in Division I era
Had 25 or fewer rebounds	22 at Michigan — Dec. 23, 2015
Had fewer than 20 rebounds	18 at Iowa — Dec. 5, 2008
Outrebounded opponent by double digits	40-27 at Fairleigh Dickinson — Jan. 4, 2016
Had 20 or more assists	23 at LIU Brooklyn — Feb. 27, 2016
Had 30 or more assists	Never in Division I era
Had 10 or more steals	10 vs. Brown — Dec. 5, 2015
Had 15 or more steals	Never in Division I era
Had 20 or more steals	Never in Division I era
Blocked 10 or more shots	10 vs. Central Connecticut — Feb. 4, 2010
Forced 20 or more turnovers	20 vs. St. Francis Brooklyn — Feb. 28, 2015
Committed 20 or more turnovers	20 at Fairleigh Dickinson — Jan. 4, 2016
Had two players score 20 points or more	Hunter Ware (23), Nisre Zouzoua (23) vs. Emerson — Nov. 18, 2015
Had three players score 20 points or more	Never in Division I era
Had five players score in double figures	at Mount St. Mary's — Jan. 9, 2016
Had six or more players score in double figures	Never in Division I era
Did not have double-digit scorer	at Yale — Dec. 2, 2015
Did not allow a double-digit scorer	Never in Division I era



2015-16 STARTING LINEUP STATISTICS

— game by game —

Opponent	G	G	G	F	F
at #5/4 Duke	McLaughlin	Ware	Kostur	Garvin	Scocca
<b>Emerson</b>	<b>McLaughlin</b>	<b>Ware</b>	<b>Zouzoua</b>	<b>Riley</b>	<b>Scocca</b>
<b>Prairie View</b>	<b>McLaughlin</b>	<b>Ware</b>	<b>Zouzoua</b>	<b>Riley</b>	<b>Garvin</b>
<b>Siena</b>	<b>McLaughlin</b>	<b>Ware</b>	<b>Zouzoua</b>	<b>Riley</b>	<b>Garvin</b>
at Harvard	McLaughlin	Ware	Zouzoua	Riley	Garvin
at Georgetown	McLaughlin	Zouzoua	Kostur	Garvin	Pettway
at New Hampshire	McLaughlin	Ware	Kostur	Garvin	Pettway
at Yale	McLaughlin	Ware	Kostur	Riley	Garvin
<b>Brown</b>	<b>McLaughlin</b>	<b>Ware</b>	<b>Zouzoua</b>	<b>Oakley Jr.</b>	<b>Garvin</b>
<b>Army</b>	<b>McLaughlin</b>	<b>Ware</b>	<b>Zouzoua</b>	<b>Garvin</b>	<b>Pettway</b>
at #15/18 Providence	McLaughlin	Ware	Zouzoua	Garvin	Pettway
at Michigan	McLaughlin	Ware	Zouzoua	Garvin	Pettway
at Dartmouth	McLaughlin	Ware	Zouzoua	Garvin	Pettway
<b>Central Connecticut*</b>	<b>McLaughlin</b>	<b>Ware</b>	<b>Zouzoua</b>	<b>Garvin</b>	<b>Pettway</b>
at Fairleigh Dickinson*	McLaughlin	Ware	Zouzoua	Garvin	Pettway
at Wagner*	McLaughlin	Ware	Zouzoua	Garvin	Pettway
at Mount St. Mary's*	McLaughlin	Ware	Zouzoua	Garvin	Pettway
<b>St. Francis Brooklyn*</b>	<b>McLaughlin</b>	<b>Ware</b>	<b>Zouzoua</b>	<b>Garvin</b>	<b>Pettway</b>
<b>LIU Brooklyn*</b>	<b>McLaughlin</b>	<b>Ware</b>	<b>Zouzoua</b>	<b>Garvin</b>	<b>Pettway</b>
<b>Saint Francis U*</b>	<b>McLaughlin</b>	<b>Ware</b>	<b>Zouzoua</b>	<b>Garvin</b>	<b>Pettway</b>
<b>Robert Morris*</b>	<b>McLaughlin</b>	<b>Ware</b>	<b>Zouzoua</b>	<b>Garvin</b>	<b>Pettway</b>
at Central Connecticut*	McLaughlin	Ware	Zouzoua	Garvin	Pettway
at Sacred Heart*	McLaughlin	Ware	Zouzoua	Garvin	Pettway
at Saint Francis U*	McLaughlin	Ware	Zouzoua	Garvin	Pettway
at Robert Morris*	McLaughlin	Ware	Zouzoua	Garvin	Pettway
<b>Fairleigh Dickinson*</b>	<b>McLaughlin</b>	<b>Ware</b>	<b>Zouzoua</b>	<b>Garvin</b>	<b>Pettway</b>
<b>Wagner*</b>	<b>McLaughlin</b>	<b>Ware</b>	<b>Zouzoua</b>	<b>Garvin</b>	<b>Pettway</b>
<b>Sacred Heart*</b>	<b>McLaughlin</b>	<b>Ware</b>	<b>Zouzoua</b>	<b>Oakley Jr.</b>	<b>Pettway</b>
<b>Mount St. Mary's*</b>	<b>McLaughlin</b>	<b>Chionuma</b>	<b>Oakley Jr.</b>	<b>Levene</b>	<b>Pettway</b>
at St. Francis Brooklyn*	McLaughlin	Ware	Oakley Jr.	Levene	Pettway
at LIU Brooklyn*	McLaughlin	Ware	Oakley Jr.	Levene	Pettway

— record by starting lineup —

<b>McLaughlin, Ware, Kostur, Garvin, Scocca (0-1)</b>	
» at No. 5/4 Duke (L)	
<b>McLaughlin, Ware, Zouzoua, Riley, Scocca (1-0)</b>	
» vs. Emerson (W)	
<b>McLaughlin, Ware, Zouzoua, Riley, Garvin (1-2)</b>	
» vs. Prairie View A&M (W), vs. Siena (L), at Harvard (L)	
<b>McLaughlin, Zouzoua, Kostur, Garvin, Pettway (0-1)</b>	
» at Georgetown (L)	
<b>McLaughlin, Ware, Kostur, Garvin, Pettway (0-1)</b>	
» at New Hampshire (L)	
<b>McLaughlin, Ware, Kostur, Riley, Garvin (0-1)</b>	
» at Yale (L)	
<b>McLaughlin, Ware, Zouzoua, Oakley Jr., Garvin (0-1)</b>	
» vs. Brown (L)	
<b>McLaughlin, Ware, Zouzoua, Garvin, Pettway (5-11)</b>	
» vs. Army (L), at No. 15/18 Providence (L), at Michigan (L), at Dartmouth (W), vs. CCSU (W), at FDU (W), at Wagner (L), at Mount St. Mary's (W), vs. St. Francis Brooklyn (W), vs. LIU Brooklyn (L), vs. Saint Francis U. (L), vs. Robert Morris (L), at CCSU (L), at Sacred Heart (L), at Saint Francis U. (L), at Robert Morris (L), vs. FDU (L), vs. Sacred Heart (L), vs. Mount St. Mary's (L)	
<b>McLaughlin, Ware, Zouzoua, Oakley Jr., Pettway (0-1)</b>	
» vs. Sacred Heart (L), vs. Mount St. Mary's (L)	
<b>McLaughlin, Chionuma, Oakley Jr., Levene, Pettway (0-1)</b>	
» vs. Mount St. Mary's (L)	
<b>McLaughlin, Ware, Oakley Jr., Levene, Pettway (0-1)</b>	
» at St. Francis Brooklyn (L), at LIU Brooklyn (W)	
— record by starting lineup —	
Garvin » 6-20 (25-38)	Ware » 8-22 (8-22)
Kostur » 0-4 (7-9)	Zouzoua » 7-18 (7-18)
McLaughlin » 8-23 (34-46)	Chionuma » 0-1 (0-1)
Oakley Jr. » 1-4 (1-7)	Levene » 1-2 (1-2)
Pettway » 6-18 (6-18)	
Riley » 2-3 (6-6)	
Scocca » 1-1 (6-6)	

Career record as starter in parenthesis  
Last game's starters in bold

THE LAST TIME A BRYANT UNIVERSITY PLAYER...

Scored 50 points or more	Never in Division I era
Scored 40 points or more	Alex Francis (43) at Long Island — Feb. 24, 2011
Scored 30 points or more	Dyami Starks (31) at FDU — Feb. 12, 2015
Allowed an opponent 30 points or more	Matt Mobley (31), CCSU — Feb. 26, 2015
Allowed an opponent 40 points or more	Sam Prescott (44), Mount St. Mary's — Feb. 14, 2013
Allowed an opponent 50 points or more	Never in Division I era
Made 25 or more field goals	Never in Division I era
Made 20 or more field goals	Alex Francis (20) at Long Island — Feb. 24, 2011
Attempted 30 or more field goals	Never in Division I era
Shot 70% or better from field (min. 10)	Dan Garvin (10-14) at Sacred Heart — Jan. 30, 2016
Shot 60% or better from field (min. 10)	Nisre Zouzoua (10-15) at LIU Brooklyn — Feb. 27, 2016
Hit 10 or more 3-pointers	Never in Division I era
Hit nine 3-pointers	Never in Division I era
Hit eight 3-pointers	Dyami Starks vs. Delaware — Dec. 21, 2013
Hit seven 3-pointers	Nisre Zouzoua at LIU Brooklyn — Feb. 27, 2016
Hit six 3-pointers	Nisre Zouzoua at LIU Brooklyn — Feb. 27, 2016
Made 15 or more free throws	Never in Division I era
Made 10 or more free throws	Joe O'Shea (10) vs. Sacred Heart — March 4, 2015
Attempted 20 or more free throws	Never in Division I era
Attempted 25 or more free throws	Never in Division I era
Shot 100% from the foul line (min. 10)	Dyami Starks (10-10) vs. St. Francis — Feb. 28, 2015
Had 20 or more rebounds	Never in Division I era
Had 15 or more rebounds	Dan Garvin (16) vs. Brown — Dec. 5, 2015
Two players had 10 rebounds	Dan Garvin and Marcel Pettway (10) vs. Robert Morris — Jan. 23, 2016

Three players had 10 rebounds	Never in Division I era
Had 15 or more assists	Never in Division I era
Had 10 or more assists	Shane McLaughlin (12) at LIU Brooklyn — Feb. 27, 2016
Had 10 or more steals	Never in Division I era
Had 8 or more steals	Never in Division I era
Had 12 or more blocks	Never in Division I era
Had 11 blocks	Never in Division I era
Had 10 blocks	Never in Division I era
Had 5 or more blocks	Dan Garvin (5) at Wagner — Feb. 19, 2015
Recorded a triple-double	Never in Division I era
Recorded a double-double	Shane McLaughlin (12p, 12i) at LIU Brooklyn — Feb. 27, 2016
Two players recorded a double-double	Dan Garvin / Marcel Pettway (13p, 10r) vs. Army — Dec. 8, 2015
Three players recorded a double-double	Never in Division I era

Bold indicates occurred in 2015-16



#0 IKENNA NDUGBA FR/G/6-0/190

BOSTON, MASS. » BROOKS SCHOOL



### 2016-17 SEASON HIGHS


### CAREER HIGHS

Points .....	- .....	Points .....	- .....
Rebounds .....	- .....	Rebounds .....	- .....
Assists .....	- .....	Assists .....	- .....
Steals .....	- .....	Steals .....	- .....
Blocks .....	- .....	Blocks .....	- .....
FG Made .....	- .....	FG Made .....	- .....
FG Attempted .....	- .....	FG Attempted .....	- .....
3-pt. FG Made .....	- .....	3-pt. FG Made .....	- .....
3-pt. FG Att. ....	- .....	3-pt. FG Att. ....	- .....
FT Made .....	- .....	FT Made .....	- .....
FT Attempted .....	- .....	FT Attempted .....	- .....
Minutes .....	- .....	Minutes .....	- .....

Marks set or matched in 2016-17 in **BOLD**

### 2016-17 GAME-BY-GAME STATISTICS

### CAREER STATISTICS



### 2015-16 SEASON HIGHS

### CAREER HIGHS

Points ..... 26 ..... at Michigan (12/23/15)  
 Rebounds ..... 7 ..... at FDU (1/6/16)  
 Assists ..... 4 ..... at St. Francis Brooklyn (2/25/16)  
 Steals ..... 4 ..... vs. CCSU (1/2/16)  
 Blocks ..... 3 ..... at Harvard (11/25/15)  
 FG Made ..... 9 ..... 3x, last at Michigan (12/23/15)  
 FG Attempted ..... 19 ..... at Michigan (12/23/15)  
 3-pt. FG Made ..... 6 ..... 2x, last at Michigan (12/23/15)  
 3-pt. FG Att. .... 15 ..... at Michigan (12/23/15)  
 FT Made ..... 6 ..... at FDU (1/6/16)  
 FT Attempted ..... 10 ..... at FDU (1/6/16)  
 Minutes ..... 47 ..... at Mount St. Mary's (1/9/16)

Points ..... 26 ..... at Michigan (12/23/15)  
 Rebounds ..... 7 ..... at FDU (1/6/16)  
 Assists ..... 3 ..... at St. Francis Brooklyn (2/25/16)  
 Steals ..... 4 ..... vs. CCSU (1/2/16)  
 Blocks ..... 3 ..... at Harvard (11/25/15)  
 FG Made ..... 9 ..... 3x, last at Michigan (12/23/15)  
 FG Attempted ... 19 ..... at Michigan (12/23/15)  
 3-pt. FG Made ... 6 ..... 2x, last at Michigan (12/23/15)  
 3-pt. FG Att. .... 15 ..... at Michigan (12/23/15)  
 FT Made ..... 6 ..... at FDU (1/6/16)  
 FT Attempted .... 10 ..... at FDU (1/6/16)  
 Minutes ..... 47 ..... at Mount St. Mary's (1/9/16)

Marks set or matched in 2015-16 in **BOLD**

### 2015-16 GAME-BY-GAME STATISTICS

Opponent	Date	gs	min	Total		3-Pointers		Free throws		Rebounds				pf	a	t/o	blk	stl	pts	avg	
				fg-fga	pct	3fg-fga	pct	ft-fta	pct	off	def	tot	avg								
at Duke	11/14/15	*	37	9-15	.600	6-11	.545	0-0	.000	0	0	0	0.0	0	2	2	0	0	24	24.0	
EMERSON	11/18/15	*	32	9-15	.600	3-7	.429	2-2	1.000	2	3	5	2.5	1	1	1	0	2	23	23.5	
RAIRIE VIEW A&M	11/20/15	*	32	3-10	.300	2-6	.333	2-3	.667	1	2	3	2.7	3	1	3	0	1	10	19.0	
SIENA	11/21/15	*	39	7-15	.467	1-4	.250	2-2	1.000	0	2	2	2.5	1	0	3	0	2	17	18.5	
at Harvard	11/25/15	*	28	5-12	.417	0-2	.000	0-0	.000	2	4	6	3.2	1	0	5	3	1	10	16.8	
at UNH	11/30/15	*	35	4-12	.333	1-6	.167	2-2	1.000	0	1	1	2.8	1	1	1	0	2	11	15.8	
at Yale	12/2/15	*	32	3-15	.200	1-6	.167	0-2	.000	1	2	3	2.9	3	2	2	0	0	7	14.6	
BROWN	12/05/15	*	27	6-15	.400	1-5	.200	2-2	1.000	1	4	5	3.1	3	0	2	0	1	15	14.6	
ARMY WEST POINT	12/08/15	*	27	3-7	.429	0-2	.000	0-1	.000	1	1	2	3.0	1	1	1	0	1	6	13.7	
at Providence College	12/12/15	*	37	5-10	.500	4-8	.500	0-2	.000	0	4	4	3.1	3	1	3	0	3	14	13.7	
at Michigan	12/23/15	*	39	9-19	.474	6-15	.400	2-2	1.000	0	3	3	3.1	2	1	4	0	1	26	14.8	
at Dartmouth	12/31/15	*	22	1-6	.167	1-2	.500	0-0	.000	0	2	2	3.0	4	3	3	0	0	3	13.8	
CCSU	01/02/16	*	30	7-11	.636	2-3	.667	0-0	.000	1	1	2	2.9	3	2	1	0	4	16	14.0	
at Fairleigh Dickinson	1/4/16	*	38	5-8	.625	3-4	.750	6-10	.600	2	5	7	3.2	2	2	4	0	3	19	14.4	
at WAGNER	01/07/16	*	38	2-9	.222	2-5	.400	5-6	.833	0	2	2	3.1	4	0	1	0	0	11	14.1	
at Mount St. Mary's	01/09/16	*	47	4-12	.333	1-2	.500	0-0	.000	1	3	4	3.2	3	2	2	2	1	9	13.8	
ST. FRANCIS BROOKLYN	01/14/16	*	37	5-11	.455	4-6	.667	0-1	.000	0	3	3	3.2	2	1	0	0	2	14	13.8	
LIU BROOKLYN	01/16/16	*	38	4-16	.250	2-5	.400	4-5	.800	1	2	3	3.2	3	1	2	0	2	14	13.8	
SAINT FRANCIS U.	01/21/16	*	29	4-7	.571	1-4	.250	3-3	1.000	1	4	5	3.3	2	2	2	0	1	12	13.7	
ROBERT MORRIS	01/23/16	*	30	5-8	.625	5-7	.714	0-2	.000	0	2	2	3.2	4	3	1	0	2	15	13.8	
at CCSU	01/28/16	*	40	5-13	.385	1-7	.143	1-2	.500	0	5	5	3.3	4	1	3	0	1	12	13.7	
at Sacred Heart	1/30/16	*	30	7-17	.412	4-10	.400	1-1	1.000	0	1	1	3.2	3	1	1	0	2	19	14.0	
at Saint Francis U.	02/04/16	*	25	3-10	.300	1-5	.200	0-1	.000	0	5	5	3.3	4	2	3	0	0	7	13.7	
at Robert Morris	02/06/16	*	26	2-7	.286	1-5	.200	1-2	.500	1	1	2	3.2	3	1	1	0	1	6	13.3	
FAIRLEIGH DICKINSON	02/11/16	*	34	6-13	.462	2-8	.250	0-0	.000	0	1	1	3.1	4	2	4	0	0	14	13.4	
WAGNER	02/13/16	*	32	7-10	.700	4-5	.800	3-3	1.000	1	3	4	3.2	0	2	2	0	0	21	13.7	
SACRED HEART	02/18/16	*	29	2-9	.222	0-3	.000	0-0	.000	0	5	5	3.2	1	2	2	0	0	4	13.3	
MOUNT ST. MARY'S	02/20/16		30	3-9	.333	1-3	.333	0-0	.000	1	3	4	3.3	5	2	0	0	2	7	13.1	
at St. Francis Brooklyn	2/25/16	*	40	5-15	.333	1-8	.125	3-4	.750	2	3	5	3.3	2	4	3	0	3	14	13.1	
<b>Totals</b>			28	960	140-336	.417	61-164	.372	39-58	.672	19	77	96	3.3	72	43	62	5	38	380	13.1

Games played: 29  
 Minutes/game: 33.1  
 Points/game: 13.1  
 FG Pct: 41.7  
 3FG Pct: 37.2  
 FT Pct: 67.2

Rebounds/game: 3.3  
 Assists/game: 1.5  
 Turnovers/game: 2.1  
 Assist/turnover ratio: 0.7  
 Steals/game: 1.3  
 Blocks/game: 0.2

### CAREER STATISTICS

Season	gp-gs	min/avg	Total		3-Point		F-Throws		Rebounds				pf	fo	ast	to	blk	stl	Scoring	
			fg-fga	pct	fg-fga	pct	ft-fta	pct	off	def	tot	avg							pts	avg
2014-15	31-0	524/16.9	59-157	.376	25-75	.333	32-39	.821	12	27	39	1.3	42	1	33	35	2	25	175	5.6
2015-16	30-29	977/32.6	141-341	.413	61-166	.367	39-59	.661	19	78	97	3.2	77	2	44	63	5	38	382	12.7
<b>TOTAL</b>	61-29	1501/24.6	200-498	.402	86-241	.357	71-98	.724	31	105	136	2.2	119	3	77	98	7	63	557	9.1





2015-16 SEASON HIGHS

CAREER HIGHS

Points ..... 29 ..... at LIU Brooklyn (2/27/16)  
 Rebounds ..... 5 .. 5x, last vs. Mount St. Mary's (2/20/16)  
 Assists ..... 4 ..... at St. Francis Brooklyn (2/25/16)  
 Steals ..... 3 ..... 3x, last at Mount St. Mary's (1/9/16)  
 Blocks ..... 1 ..... 6x, last vs. Sacred Heart (2/18/16)  
 FG Made ..... 10 ..... at LIU Brooklyn (2/27/16)  
 FG Attempted ..... 17 ..... at St. Francis Brooklyn (2/25/16)  
 3-pt. FG Made ..... 7 ..... at LIU Brooklyn (2/27/16)  
 3-pt. FG Att. .... 11 ..... 3x, last at LIU Brooklyn (2/27/16)  
 FT Made ..... 9 ..... vs. Wagner (2/13/16)  
 FT Attempted ..... 10 ..... vs. Wagner (2/13/16)  
 Minutes ..... 43 ..... at Mount St. Mary's (1/9/16)

Points ..... 29 ..... at LIU Brooklyn (2/27/16)  
 Rebounds ..... 5 .. 5x, last vs. Mount St. Mary's (2/20/16)  
 Assists ..... 4 ..... at St. Francis Brooklyn (2/25/16)  
 Steals ..... 3 ... 3x, last at Mount St. Mary's (1/9/16)  
 Blocks ..... 1 ..... 6x, last vs. Sacred Heart (2/18/16)  
 FG Made ..... 10 ..... at LIU Brooklyn (2/27/16)  
 FG Attempted .... 17 ..... at St. Francis Brooklyn (2/25/16)  
 3-pt. FG Made .... 7 ..... at LIU Brooklyn (2/27/16)  
 3-pt. FG Att. .... 11 ..... 3x, last at LIU Brooklyn (2/27/16)  
 FT Made ..... 9 ..... vs. Wagner (2/13/16)  
 FT Attempted .... 10 ..... vs. Wagner (2/13/16)  
 Minutes ..... 43 ..... at Mount St. Mary's (1/9/16)

Marks set or matched in 2015-16 in BOLD

2015-16 GAME-BY-GAME STATISTICS

Opponent	Date	gs	min	Total		3-Pointers		Free throws		Rebounds				pf	a	t/o	blk	stl	pts	avg	
				fg-fga	pct	3fg-fga	pct	ft-fta	pct	off	def	tot	avg								
at Duke	11/14/15		35	6-12	.500	4-7	.571	0-0	.000	2	2	4	4.0	4	1	2	1	1	16	16.0	
EMERSON	11/18/15	*	35	8-11	.727	4-7	.571	3-3	1.000	1	4	5	4.5	2	2	0	2	23	19.5		
PRAIRIE VIEW A&M	11/20/15	*	18	1-4	.250	1-3	.333	2-4	.500	0	2	2	3.7	4	0	2	0	2	5	14.7	
SIENA	11/21/15	*	32	2-7	.286	0-1	.000	2-2	1.000	1	2	3	3.5	3	1	2	1	1	6	12.5	
at Harvard	11/25/15	*	23	1-5	.200	0-2	.000	6-6	1.000	0	1	1	3.0	3	2	1	0	3	8	11.6	
at Georgetown	11/28/15	*	26	1-6	.167	0-5	.000	0-0	.000	0	2	2	2.8	1	2	1	0	0	2	10.0	
at UNH	11/30/15		16	3-6	.500	0-0	.000	2-2	1.000	1	1	2	2.7	2	1	0	0	0	8	9.7	
at Yale	12/2/15		14	2-4	.500	1-1	1.000	2-2	1.000	0	4	4	2.9	2	1	2	0	0	7	9.4	
BROWN	12/05/15	*	39	5-14	.357	4-11	.364	4-6	.667	0	1	1	2.7	4	0	0	0	3	18	10.3	
ARMY WEST POINT	12/08/15	*	33	5-13	.385	1-3	.333	6-7	.857	0	3	3	2.7	1	3	3	0	0	17	11.0	
at Michigan	12/23/15	*	30	3-9	.333	2-5	.400	0-2	.000	0	4	4	2.8	1	0	3	0	0	8	10.7	
at Dartmouth	12/31/15	*	30	4-9	.444	3-5	.600	2-2	1.000	1	2	3	2.8	2	0	0	0	1	13	10.9	
CCSU	01/02/16	*	29	5-11	.455	1-3	.333	0-0	.000	2	2	4	2.9	3	1	0	0	1	11	10.9	
at Fairleigh Dickinson	1/4/16	*	31	4-7	.571	2-4	.500	3-4	.750	0	5	5	3.1	2	1	1	1	0	13	11.1	
at WAGNER	01/07/16	*	19	1-8	.125	0-3	.000	0-0	.000	2	1	3	3.1	4	1	2	0	2	2	10.5	
at Mount St. Mary's	01/09/16	*	43	6-12	.500	0-2	.000	3-3	1.000	0	5	5	3.2	2	2	1	0	3	15	10.8	
ST. FRANCIS BROOKLYN	01/14/16	*	31	4-11	.364	1-3	.333	1-2	.500	1	3	4	3.2	2	1	0	0	1	10	10.7	
LIU BROOKLYN	01/16/16	*	25	5-13	.385	3-8	.375	0-0	.000	0	3	3	3.2	4	3	1	0	0	13	10.8	
SAINT FRANCIS U.	01/21/16	*	38	2-8	.250	0-4	.000	3-3	1.000	0	3	3	3.2	1	2	1	0	1	7	10.6	
ROBERT MORRIS	01/23/16	*	29	3-9	.333	0-5	.000	2-2	1.000	0	1	1	3.1	2	1	3	1	0	8	10.5	
at CCSU	01/28/16	*	33	6-15	.400	5-11	.455	2-2	1.000	2	3	5	3.2	4	2	2	2	1	19	10.9	
at Sacred Heart	1/30/16	*	15	1-5	.200	0-2	.000	1-2	.500	1	1	2	3.1	4	1	2	0	1	3	10.5	
at Saint Francis U.	02/04/16	*	38	5-13	.385	3-6	.500	0-0	.000	2	1	3	3.1	4	2	1	0	2	13	10.7	
at Robert Morris	02/06/16	*	37	6-12	.500	3-9	.333	2-3	.667	0	2	2	3.1	4	3	0	0	0	17	10.9	
FAIRLEIGH DICKINSON	02/11/16	*	38	8-16	.500	5-10	.500	4-5	.800	1	1	2	3.0	2	2	2	1	0	25	11.5	
WAGNER	02/13/16	*	36	2-8	.250	0-5	.000	9-10	.900	0	0	0	2.9	3	2	0	0	0	13	11.5	
SACRED HEART	02/18/16	*	31	5-13	.385	1-4	.250	3-3	1.000	1	4	5	3.0	4	0	2	1	0	14	11.6	
MOUNT ST. MARY'S	02/20/16		32	6-13	.462	1-5	.200	7-8	.875	1	4	5	3.1	3	1	3	0	0	20	11.9	
at St. Francis Brooklyn	2/25/16		32	7-17	.412	5-9	.556	4-4	1.000	0	4	4	3.1	0	4	0	0	0	23	12.3	
at LIU Brooklyn	02/27/16		36	10-15	.667	7-11	.636	2-2	1.000	0	4	4	3.1	5	2	4	0	0	29	12.9	
Totals			24	904	127-306	.415	57-154	.370	75-89	.843	19	75	94	3.1	82	44	43	8	25	386	12.9

Games played: 30  
 Minutes/game: 30.1  
 Points/game: 12.9  
 FG Pct: 41.5  
 3FG Pct: 37.0  
 FT Pct: 84.3

Rebounds/game: 3.1  
 Assists/game: 1.5  
 Turnovers/game: 1.4  
 Assist/turnover ratio: 1.0  
 Steals/game: 0.8  
 Blocks/game: 0.3

CAREER STATISTICS

Season	gp-gs	min/avg	Total		3-Point		F-Throws		Rebounds				Scoring							
			fg-fga	pct	fg-fga	pct	ft-fta	pct	off	def	tot	avg	pf	fo	ast	to	blk	stl	pts	avg
2015-16	31-25	939/30.3	131-321	.408	60-162	.370	75-89	.843	20	78	98	3.2	86	1	44	45	8	25	397	12.8
TOTAL	31-25	939/30.3	131-321	.408	60-162	.370	75-89	.843	20	78	98	3.2	86	1	44	45	8	25	397	12.8





### 2015-16 SEASON HIGHS

Points ..... 12 ..... 2x, last vs. Siena (11/21/15)  
 Rebounds ..... 7 ..... vs. Sacred Heart(2/18/16)  
 Assists ..... 3 ..... vs. Wagner (2/13/16)  
 Steals ..... 3 ..... vs. Prairie View A&M (11/20/15)  
 Blocks ..... 1 ..... 3x, last vs. Wagner (2/13/16)  
 FG Made ..... 5 ..... vs. Prairie View A&M (11/20/15)  
 FG Attempted ..... 12 ..... at Georgetown (11/28/15)  
 3-pt. FG Made ..... 2 ..... 3x, last at Harvard (11/25/15)  
 3-pt. FG Att. .... 7 ..... at Georgetown (11/28/15)  
 FT Made ..... 5 ..... vs. Sacred Heart (2/18/16)  
 FT Attempted ..... 5 ..... vs. Sacred Heart (2/18/16)  
 Minutes ..... 31 ..... 2x, last at Yale (12/2/15)

### CAREER HIGHS

Points ..... 23 ..... vs. St. Francis Brooklyn (2/28/15)  
 Rebounds ..... 9 ..... at Wagner (2/19/15)  
 Assists ..... 3 ..... 3x, last vs. Wagner (2/13/16)  
 Steals ..... 3 ..... vs. Prairie View A&M (11/20/15)  
 Blocks ..... 1 ..... 3x, last vs. Wagner (2/13/16)  
 FG Made ..... 8 ..... vs. St. Francis Brooklyn (2/28/15)  
 FG Attempted ..... 16 ..... vs. St. Francis Brooklyn (2/28/15)  
 3-pt. FG Made ..... 4 ..... vs. Robert Morris (2/21/15)  
 3-pt. FG Att. .... 7 ..... at Georgetown (11/28/15)  
 FT Made ..... 6 ..... vs. St. Francis Brooklyn (2/28/15)  
 FT Attempted ..... 7 ..... at FDU (2/12/15)  
 Minutes ..... 42 ..... at Sacred Heart (2/7/15)

Marks set or matched in 2015-16 in **BOLD**

### 2015-16 GAME-BY-GAME STATISTICS

Opponent	Date	gs	min	Total		3-Pointers		Free throws		Rebounds				pf	a	t/o	blk	stl	pts	avg	
				fg-fga	pct	3fg-fga	pct	ft-fga	pct	off	def	tot	avg								
at Duke	11/14/15	*	13	0-0	.000	0-0	.000	1-2	.500	0	1	1	1.0	3	1	4	0	0	1	1.0	
EMERSON	11/18/15		19	3-8	.375	0-4	.000	1-2	.500	3	1	4	2.5	4	0	1	0	2	7	4.0	
PRAIRIE VIEW A&M	11/20/15		24	5-7	.714	2-4	.500	0-2	.000	0	3	3	2.7	3	0	2	1	3	12	6.7	
SIENA	11/21/15		22	4-10	.400	2-6	.333	2-2	1.000	0	4	4	3.0	5	1	1	0	1	12	8.0	
at Harvard	11/25/15		19	3-8	.375	2-4	.500	2-2	1.000	1	1	2	2.8	3	0	1	0	0	10	8.4	
at Georgetown	11/28/15	*	31	2-12	.167	1-7	.143	0-1	.000	1	5	6	3.3	5	1	2	0	2	5	7.8	
at UNH	11/30/15	*	28	4-9	.444	0-4	.000	1-1	1.000	2	2	4	3.4	3	0	3	0	0	9	8.0	
at Yale	12/2/15	*	31	3-6	.500	1-3	.333	0-0	.000	0	1	1	3.1	3	1	1	1	0	7	7.9	
ARMY WEST POINT	12/08/15		19	0-3	.000	0-2	.000	2-2	1.000	0	5	5	3.3	2	0	2	0	0	2	7.2	
at Providence College	12/12/15		9	1-3	.333	0-2	.000	0-0	.000	0	0	0	3.0	2	0	1	0	0	2	6.7	
at Michigan	12/23/15		10	0-2	.000	0-2	.000	0-0	.000	0	1	1	2.8	2	0	0	0	0	0	6.1	
at WAGNER	01/07/16		1	0-0	.000	0-0	.000	0-0	.000	0	0	0	2.6	0	0	0	0	0	0	5.6	
at Mount St. Mary's	01/09/16		4	0-1	.000	0-1	.000	0-0	.000	0	1	1	2.5	0	0	0	0	0	0	5.2	
LIU BROOKLYN	01/16/16		1	0-1	.000	0-0	.000	0-0	.000	0	0	0	2.3	0	0	0	0	0	0	4.8	
at CCSU	01/28/16		1	0-0	.000	0-0	.000	0-0	.000	0	0	0	2.1	0	0	1	0	0	0	4.5	
WAGNER	02/13/16		25	4-9	.444	0-2	.000	0-1	.000	1	1	2	2.1	3	3	1	1	0	8	4.7	
SACRED HEART	02/18/16		26	3-11	.273	0-3	.000	5-5	1.000	2	5	7	2.4	4	0	3	0	1	11	5.1	
MOUNT ST. MARY'S	02/20/16		10	0-3	.000	0-0	.000	0-0	.000	2	1	3	2.4	3	0	1	0	0	0	4.8	
at St. Francis Brooklyn	2/25/16		4	0-2	.000	0-0	.000	0-0	.000	0	0	0	2.3	0	0	0	0	0	0	4.5	
<b>Totals</b>			<b>4</b>	<b>297</b>	<b>32-95</b>	<b>.337</b>	<b>8-44</b>	<b>.182</b>	<b>14-20</b>	<b>.700</b>	<b>12</b>	<b>32</b>	<b>44</b>	<b>2.3</b>	<b>45</b>	<b>7</b>	<b>24</b>	<b>3</b>	<b>9</b>	<b>86</b>	<b>4.5</b>

Games played: 19  
 Minutes/game: 15.6  
 Points/game: 4.5  
 FG Pct: 33.7  
 3FG Pct: 18.2  
 FT Pct: 70.0

Rebounds/game: 2.3  
 Assists/game: 0.4  
 Turnovers/game: 1.3  
 Assist/turnover ratio: 0.3  
 Steals/game: 0.5  
 Blocks/game: 0.2

### CAREER STATISTICS

Season	gp-gs	min/avg	Total		3-Point		F-Throws		Rebounds				Scoring							
			fg-fga	pct	fg-fga	pct	ft-fga	pct	off	def	tot	avg	pf	fo	ast	to	blk	stl	pts	avg
2013-14	9-0	83/9.2	8-22	.364	2-9	.222	7-11	.636	5	10	15	1.7	14	0	1	10	0	3	25	2.8
2014-15	23-12	461/20.0	61-124	.492	23-49	.469	37-49	.755	21	51	72	3.1	62	4	13	28	0	5	182	7.9
2015-16	18-4	293/16.3	32-93	.344	8-44	.182	14-20	.700	12	32	44	2.4	45	2	7	24	3	9	86	4.8
<b>TOTAL</b>	<b>50-16</b>	<b>837/16.7</b>	<b>101-239</b>	<b>.423</b>	<b>33-102</b>	<b>.324</b>	<b>58-80</b>	<b>.725</b>	<b>38</b>	<b>93</b>	<b>131</b>	<b>2.6</b>	<b>121</b>	<b>6</b>	<b>21</b>	<b>62</b>	<b>3</b>	<b>17</b>	<b>293</b>	<b>5.9</b>



#5 TERRILL TOE > SR/G/6-0/165

PROVIDENCE, R.I. » CLASSICAL



2015-16 SEASON HIGHS

CAREER HIGHS

Points ..... 3 ..... at Georgetown (11/28/15)  
 Rebounds ..... 1 ..... at Dartmouth (12/31/15)  
 Assists ..... - .....  
 Steals ..... 1 ..... at Harvard (11/25/15)  
 Blocks ..... - .....  
 FG Made ..... 1 ..... at Georgetown (11/28/15)  
 FG Attempted ..... 1 .. 5x, last vs. Mount St. Mary's (2/20/16)  
 3-pt. FG Made ..... 1 ..... at Georgetown (11/28/15)  
 3-pt. FG Att. .... 1 .. 4x, last vs. Mount St. Mary's (2/20/16)  
 FT Made ..... - .....  
 FT Attempted ..... - .....  
 Minutes ..... 5 ..... 2x, last at Yale (12/2/15)

Points ..... 3 ..... at Georgetown (11/28/15)  
 Rebounds ..... 1 ..... at Dartmouth (12/31/15)  
 Assists ..... - .....  
 Steals ..... 1 ..... at Harvard (11/25/15)  
 Blocks ..... - .....  
 FG Made ..... 1 ..... at Georgetown (11/28/15)  
 FG Attempted ..... 1 .. 5x, last vs. Mount St. Mary's (2/20/16)  
 3-pt. FG Made .... 1 ..... at Georgetown (11/28/15)  
 3-pt. FG Att. .... 1 .. 4x, last vs. Mount St. Mary's (2/20/16)  
 FT Made ..... - .....  
 FT Attempted ..... - .....  
 Minutes ..... 5 ..... at Dartmouth (12/31/15)

Marks set or matched in 2015-16 in **BOLD**

2015-16 GAME-BY-GAME STATISTICS

Opponent	Date	gs	min	Total		3-Pointers		Free throws		Rebounds				Scoring								
				fg-fga	pct	3fg-fga	pct	ft-fga	pct	off	def	tot	avg	pf	a	t/o	blk	stl	pts	avg		
at Duke	11/14/15	1		0-0	.000	0-0	.000	0-0	.000	0	0	0	0.0	0	0	0	0	0	0	0	0	0.0
EMERSON	11/18/15	2		0-1	.000	0-1	.000	0-0	.000	0	0	0	0.0	0	0	0	0	0	0	0	0	0.0
SIENA	11/21/15	0		0-0	.000	0-0	.000	0-0	.000	0	0	0	0.0	0	0	0	0	0	0	0	0	0.0
at Harvard	11/25/15	3		0-0	.000	0-0	.000	0-0	.000	0	0	0	0.0	0	0	0	0	0	0	1	0	0.0
at Georgetown	11/28/15	1		1-1	1.000	1-1	1.000	0-0	.000	0	0	0	0.0	0	0	0	0	0	0	0	3	0.6
at Yale	12/2/15	3		0-0	.000	0-0	.000	0-0	.000	0	0	0	0.0	0	0	1	0	0	0	0	0	0.5
at Michigan	12/23/15	1		0-1	.000	0-0	.000	0-0	.000	0	0	0	0.0	0	0	0	0	0	0	0	0	0.4
at Dartmouth	12/31/15	5		0-0	.000	0-0	.000	0-0	.000	1	0	1	0.1	0	0	0	0	0	0	0	0	0.4
CCSU	01/02/16	2		0-1	.000	0-1	.000	0-0	.000	0	0	0	0.1	0	0	0	0	0	0	0	0	0.3
LIU BROOKLYN	01/16/16	1		0-0	.000	0-0	.000	0-0	.000	0	0	0	0.1	0	0	0	0	0	0	0	0	0.3
at Robert Morris	02/06/16	2		0-0	.000	0-0	.000	0-0	.000	0	0	0	0.1	0	0	0	0	0	0	0	0	0.3
WAGNER	02/13/16	2		0-0	.000	0-0	.000	0-0	.000	0	0	0	0.1	0	0	0	0	0	0	0	0	0.3
SACRED HEART	02/18/16	1		0-0	.000	0-0	.000	0-0	.000	0	0	0	0.1	0	0	0	0	0	0	0	0	0.2
MOUNT ST. MARY'S	02/20/16	1		0-1	.000	0-1	.000	0-0	.000	0	0	0	0.1	0	0	0	0	0	0	0	0	0.2
Totals		0	25	1-5	.200	1-4	.250	0-0	.000	1	0	1	0.1	0	0	1	0	1	0	1	3	0.2


Games played: 14  
 Minutes/game: 1.8  
 Points/game: 0.2  
 FG Pct: 20.0  
 3FG Pct: 25.0

Rebounds/game: 0.1  
 Turnovers/game: 0.1  
 Steals/game: 0.1

CAREER STATISTICS

Season	gp-gs	min/avg	Total		3-Point		F-Throws		Rebounds				Scoring								
			fg-fga	pct	fg-fga	pct	ft-fga	pct	off	def	tot	avg	pf	fo	ast	to	blk	stl	pts	avg	
2015-16	14-0	25/1.8	1-5	.200	1-4	.250	0-0	.000	1	0	1	0.1	0	0	0	1	0	1	0	3	0.2
TOTAL	14-0	25/1.8	1-5	.200	1-4	.250	0-0	.000	1	0	1	0.1	0	0	0	1	0	1	0	3	0.2





2015-16 SEASON HIGHS

CAREER HIGHS

Points ..... 2 ..... 2x, last vs. Wagner (2/13/16)  
 Rebounds ..... 2 ..... vs. Emerson (11/18/15)  
 Assists ..... 1 ..... 3x, last at Sacred Heart (1/30/16)  
 Steals ..... - .....  
 Blocks ..... - .....  
 FG Made ..... - .....  
 FG Attempted ..... 3 ..... vs. Sacred Heart (2/18/16)  
 3-pt. FG Made ..... - .....  
 3-pt. FG Att. .... 1 ..... 3x, last vs. Sacred Heart (2/18/16)  
 FT Made ..... 2 ..... 2x, last vs. Wagner (2/13/16)  
 FT Attempted ..... 2 ..... 2x, last vs. Wagner (2/13/16)  
 Minutes ..... 8 ..... vs. Wagner (2/13/16)

Points ..... 2 ..... 2x, last vs. Wagner (2/13/16)  
 Rebounds ..... 2 ..... vs. Emerson (11/18/15)  
 Assists ..... 1 ..... 3x, last at Sacred Heart (1/30/16)  
 Steals ..... - .....  
 Blocks ..... - .....  
 FG Made ..... - .....  
 FG Attempted .... 3 ..... vs. Sacred Heart (2/18/16)  
 3-pt. FG Made ..... - .....  
 3-pt. FG Att. .... 1 ..... 3x, last vs. Sacred Heart (2/18/16)  
 FT Made ..... 2 ..... 2x, last vs. Wagner (2/13/16)  
 FT Attempted .... 2 ..... 2x, last vs. Wagner (2/13/16)  
 Minutes ..... 8 ..... vs. Wagner (2/13/16)

Marks set or matched in 2015-16 in **BOLD**

2015-16 GAME-BY-GAME STATISTICS

Opponent	Date	gs	min	Total		3-Pointers		Free throws		Rebounds				pf	a	t/o	blk	stl	pts	avg
				fg-fga	pct	3fg-fga	pct	ft-fta	pct	off	def	tot	avg							
at Duke	11/14/15	1		0-1	.000	0-0	.000	0-0	.000	0	1	1	1.0	0	1	0	0	0	0	0.0
EMERSON	11/18/15	6		0-1	.000	0-0	.000	0-0	.000	0	2	2	1.5	1	1	1	0	0	0	0.0
SIENA	11/21/15	2		0-0	.000	0-0	.000	0-0	.000	0	0	0	1.0	0	0	0	0	0	0	0.0
at Harvard	11/25/15	4		0-1	.000	0-1	.000	0-0	.000	0	0	0	0.8	0	0	0	0	0	0	0.0
at Georgetown	11/28/15	5		0-0	.000	0-0	.000	0-0	.000	0	0	0	0.6	0	0	0	0	0	0	0.0
at UNH	11/30/15	0		0-0	.000	0-0	.000	0-0	.000	0	0	0	0.5	0	0	0	0	0	0	0.0
at Yale	12/2/15	1		0-1	.000	0-1	.000	0-0	.000	0	0	0	0.4	0	0	0	0	0	0	0.0
ARMY WEST POINT	12/08/15	2		0-0	.000	0-0	.000	0-0	.000	0	0	0	0.4	0	0	0	0	0	0	0.0
at Dartmouth	12/31/15	1		0-0	.000	0-0	.000	0-0	.000	0	0	0	0.3	0	0	0	0	0	0	0.0
CCSU	01/02/16	1		0-1	.000	0-0	.000	0-0	.000	0	0	0	0.3	0	0	1	0	0	0	0.0
at Sacred Heart	1/30/16	4		0-0	.000	0-0	.000	0-0	.000	0	0	0	0.3	1	1	0	0	0	0	0.0
at Saint Francis U.	02/04/16	0		0-0	.000	0-0	.000	0-0	.000	0	0	0	0.3	1	0	0	0	0	0	0.0
at Robert Morris	02/06/16	5		0-2	.000	0-1	.000	2-2	1.000	1	0	1	0.3	2	0	0	0	0	2	0.2
FAIRLEIGH DICKINSON	02/11/16	2		0-0	.000	0-0	.000	0-0	.000	0	0	0	0.3	1	0	0	0	0	0	0.1
WAGNER	02/13/16	8		0-1	.000	0-0	.000	2-2	1.000	0	0	0	0.3	0	0	0	0	0	2	0.3
SACRED HEART	02/18/16	3		0-3	.000	0-1	.000	0-0	.000	0	0	0	0.3	0	0	0	0	0	0	0.3
MOUNT ST. MARY'S	02/20/16	3		0-0	.000	0-0	.000	0-0	.000	0	0	0	0.2	2	0	0	0	0	0	0.2
at LIU Brooklyn	02/27/16	0		0-0	.000	0-0	.000	0-0	.000	0	0	0	0.2	0	0	0	0	0	0	0.2
<b>Totals</b>		0	48	0-11	.000	0-4	.000	4-4	1.000	1	3	4	0.2	8	3	2	0	0	4	0.2

Games played: 18  
 Minutes/game: 2.7  
 Points/game: 0.2  
 FG Pct: 0.0  
 3FG Pct: 0.0  
 FT Pct: 100.0

Rebounds/game: 0.2  
 Assists/game: 0.2  
 Turnovers/game: 0.1  
 Assist/turnover ratio: 1.5

CAREER STATISTICS

Season	gp-gs	min/avg	Total		3-Point		F-Throws		Rebounds				Scoring							
			fg-fga	pct	fg-fga	pct	ft-fta	pct	off	def	tot	avg	pf	fo	ast	to	blk	stl	pts	avg
2015-16	19-0	49/2.6	0-11	.000	0-4	.000	4-4	1.000	1	3	4	0.2	8	0	3	2	0	0	4	0.2
<b>TOTAL</b>	19-0	49/2.6	0-11	.000	0-4	.000	4-4	1.000	1	3	4	0.2	8	0	3	2	0	0	4	0.2





### 2015-16 SEASON HIGHS

Points ..... 8 ..... at Sacred Heart (1/30/16)  
 Rebounds ..... 6 ..... at Saint Francis U. (2/4/16)  
 Assists ..... 3 ..... 2x, last vs. Sacred Heart (2/18/16)  
 Steals ..... 3 ..... vs. Mount St. Mary's (2/20/16)  
 Blocks ..... - .....  
 FG Made ..... 2 ..... 2x, last at Robert Morris (2/6/16)  
 FG Attempted ..... 5 ..... at Sacred Heart (1/30/16)  
 3-pt. FG Made ..... 2 ..... at Sacred Heart (1/30/16)  
 3-pt. FG Att. .... 2 ..... 2x, last vs. Wagner (2/13/16)  
 FT Made ..... 3 ..... vs. Sacred Heart (2/18/16)  
 FT Attempted ..... 2 ..... 2x, last at Robert Morris (2/6/16)  
 Minutes ..... 26 ..... last at Sacred Heart (1/30/16)

### CAREER HIGHS

Points ..... 8 ..... 2x, last at Sacred Heart (1/30/16)  
 Rebounds ..... 6 ..... at Saint Francis U. (2/4/16)  
 Assists ..... 3 ..... 2x, last vs. Sacred Heart (2/18/16)  
 Steals ..... 3 ..... vs. Mount St. Mary's (2/20/16)  
 Blocks ..... - .....  
 FG Made ..... 3 ..... vs. Salve Regina (11/30/13)  
 FG Attempted .... 5 ..... at Sacred Heart (1/30/16)  
 3-pt. FG Made ... 2 ..... at Sacred Heart (1/30/16)  
 3-pt. FG Att. .... 2 ..... 2x, last vs. Wagner (2/13/16)  
 FT Made ..... 3 ..... last vs. Sacred Heart (2/18/16)  
 FT Attempted ..... 4 ..... vs. Salve Regina (11/30/13)  
 Minutes ..... 26 ..... last at Sacred Heart (1/30/16)

Marks set or matched in 2015-16 in BOLD

### 2015-16 GAME-BY-GAME STATISTICS

Opponent	Date	gs	min	Total		3-Pointers		Free throws		Rebounds				pf	a	t/o	blk	stl	pts	avg
				fg-fga	pct	3fg-fga	pct	ft-fta	pct	off	def	tot	avg							
at Yale	12/2/15	6		0-1	.000	0-0	.000	0-0	.000	0	0	0	0.0	1	2	1	0	1	0	0.0
BROWN	12/05/15	6		0-0	.000	0-0	.000	0-0	.000	1	0	1	0.5	0	0	0	0	0	0	0.0
at Michigan	12/23/15	2		1-1	1.000	0-0	.000	0-0	.000	0	0	0	0.3	0	1	0	0	0	2	0.7
CCSU	01/02/16	1		0-0	.000	0-0	.000	0-0	.000	0	0	0	0.3	0	0	0	0	0	0	0.5
at Mount St. Mary's	01/09/16	2		0-0	.000	0-0	.000	0-0	.000	0	0	0	0.2	2	0	0	0	0	0	0.4
ST. FRANCIS BROOKLYN	01/14/16	3		0-0	.000	0-0	.000	0-0	.000	0	1	1	0.3	0	1	1	0	0	0	0.3
LIU BROOKLYN	01/16/16	4		0-1	.000	0-1	.000	0-0	.000	0	2	2	0.6	0	1	1	0	1	0	0.3
SAINT FRANCIS U.	01/21/16	2		0-0	.000	0-0	.000	0-0	.000	0	1	1	0.6	0	0	0	0	0	0	0.3
ROBERT MORRIS	01/23/16	9		1-2	.500	0-1	.000	0-0	.000	0	0	0	0.6	0	1	0	0	0	2	0.4
at CCSU	01/28/16	4		0-1	.000	0-0	.000	0-0	.000	0	0	0	0.5	1	0	0	0	0	0	0.4
at Sacred Heart	1/30/16	26		2-5	.400	2-2	1.000	2-2	1.000	1	1	2	0.6	1	3	3	0	1	8	1.1
at Saint Francis U.	02/04/16	20		0-3	.000	0-1	.000	0-0	.000	2	4	6	1.1	0	1	3	0	1	0	1.0
at Robert Morris	02/06/16	16		2-2	1.000	0-0	.000	1-2	.500	0	1	1	1.1	3	2	3	0	1	5	1.3
FAIRLEIGH DICKINSON	02/11/16	11		0-3	.000	0-1	.000	0-0	.000	0	2	2	1.1	4	2	0	0	1	0	1.2
WAGNER	02/13/16	22		1-4	.250	1-2	.500	0-0	.000	1	0	1	1.1	1	1	1	0	0	3	1.3
SACRED HEART	02/18/16	21		1-4	.250	0-1	.000	3-3	1.000	0	1	1	1.1	3	3	1	0	1	5	1.6
MOUNT ST. MARY'S	02/20/16	15		1-3	.333	0-0	.000	2-2	1.000	0	3	3	1.2	3	1	3	0	3	4	1.7
at St. Francis Brooklyn	2/25/16	2		0-1	.000	0-0	.000	0-0	.000	0	0	0	1.2	1	1	1	0	1	0	1.6
at LIU Brooklyn	02/27/16	4		0-0	.000	0-0	.000	0-0	.000	0	0	0	1.1	0	1	1	0	0	0	1.5
Totals		0	176	9-31	.290	3-9	.333	8-9	.889	5	16	21	1.1	20	21	19	0	11	29	1.5

Games played: 19  
 Minutes/game: 9.3  
 Points/game: 1.5  
 FG Pct: 29.0  
 3FG Pct: 33.3  
 FT Pct: 88.9

Rebounds/game: 1.1  
 Assists/game: 1.1  
 Turnovers/game: 1.0  
 Assist/turnover ratio: 1.1  
 Steals/game: 0.6

### CAREER STATISTICS

Season	gp-gs	min/avg	Total		3-Point		F-Throws		Rebounds				Scoring							
			fg-fga	pct	fg-fga	pct	ft-fta	pct	off	def	tot	avg	pf	fo	ast	to	blk	stl	pts	avg
2013-14	6-0	22/3.7	3-5	.600	0-1	.000	3-6	.500	1	0	1	0.2	4	0	1	3	0	0	9	1.5
2014-15	3-0	5/1.7	0-0	.000	0-0	.000	0-0	.000	0	1	1	0.3	0	0	1	1	0	0	0	0.0
2015-16	19-0	176/9.3	9-31	.290	3-9	.333	8-9	.889	5	16	21	1.1	20	0	21	19	0	11	29	1.5
TOTAL	28-0	203/7.3	12-36	.333	3-10	.300	11-15	.733	6	17	23	0.8	24	0	23	23	0	11	38	1.4





### 2015-16 SEASON HIGHS

Points ..... 26 ..... 2x, last at FDU (1/6/16)  
 Rebounds ..... 13 ..... at Saint Francis U. (2/4/16)  
 Assists ..... 5 ..... vs. CCSU (1/2/16)  
 Steals ..... 3 ..... 3x, last at Saint Francis U. (2/4/16)  
 Blocks ..... 3 ..... at Wagner (1/7/16)  
 FG Made ..... 11 ..... vs. CCSU (1/2/16)  
 FG Attempted ..... 17 ..... 2x, last vs. Robert Morris (1/23/16)  
 3-pt. FG Made ..... - .....  
 3-pt. FG Att ..... - .....  
 FT Made ..... 8 ..... at FDU (1/6/16)  
 FT Attempted ..... 12 ..... at FDU (1/6/16)  
 Minutes ..... 40 .. 3x, last vs. St. Francis Brooklyn (1/14/16)

### CAREER HIGHS

Points ..... 26 ..... 2x, at FDU (1/4/16)  
 Rebounds ..... 13 ..... at Saint Francis U. (2/4/16)  
 Assists ..... 5 ..... vs. CCSU (1/2/16)  
 Steals ..... 3 ... 3x, last at Saint Francis U. (2/4/16)  
 Blocks ..... 3 ..... at Wagner (1/7/16)  
 FG Made ..... 11 ..... vs. CCSU (1/2/16)  
 FG Attempted .... 17 .. 2x, last vs. Robert Morris (1/23/16)  
 3-pt. FG Made ..... - .....  
 3-pt. FG Att ..... - .....  
 FT Made ..... 8 ..... at FDU (1/4/16)  
 FT Attempted .... 12 ..... at FDU (1/4/16)  
 Minutes ..... 40 .. 3x, last vs. St. Francis Brooklyn (1/14/16)

Marks set or matched in 2015-16 in **BOLD**

### 2015-16 GAME-BY-GAME STATISTICS

Opponent	Date	gs	min	Total		3-Pointers		Free throws		Rebounds				Other				pts	avg	
				fg-fga	pct	3fg-fga	pct	ft-fta	pct	off	def	tot	avg	pf	a	t/o	blk			stl
at Duke	11/14/15	19	4-8	.500	0-0	.000	0-0	.000	2	1	3	3.0	2	0	0	1	0	8	8.0	
EMERSON	11/18/15	10	0-0	.000	0-0	.000	0-2	.000	0	1	1	2.0	0	0	1	0	0	0	4.0	
PRAIRIE VIEW A&M	11/20/15	1	0-0	.000	0-0	.000	0-0	.000	0	1	1	1.7	0	1	0	0	0	0	2.7	
SIENA	11/21/15	12	1-2	.500	0-0	.000	2-4	.500	2	0	2	1.8	1	0	1	0	1	4	3.0	
at Harvard	11/25/15	31	4-9	.444	0-0	.000	2-3	.667	4	4	8	3.0	0	1	1	0	1	10	4.4	
at Georgetown	11/28/15	* 38	7-12	.583	0-0	.000	1-5	.200	5	7	12	4.5	2	3	2	0	1	15	6.2	
at UNH	11/30/15	* 39	3-7	.429	0-0	.000	1-2	.500	3	9	12	5.6	2	1	2	1	2	7	6.3	
BROWN	12/05/15	24	2-5	.400	0-0	.000	2-2	1.000	3	1	4	5.4	3	2	1	1	3	6	6.3	
ARMY WEST POINT	12/08/15	* 32	6-9	.667	0-0	.000	1-3	.333	3	7	10	5.9	1	2	3	1	3	13	7.0	
at Michigan	12/23/15	* 37	6-7	.857	0-0	.000	3-5	.600	2	2	4	5.7	3	1	1	1	1	15	7.8	
at Dartmouth	12/31/15	* 40	3-5	.600	0-0	.000	0-0	.000	1	6	7	5.8	2	1	1	0	0	6	7.6	
CCSU	01/02/16	* 36	11-17	.647	0-0	.000	4-4	1.000	1	4	5	5.8	1	5	1	1	2	26	9.2	
at Fairleigh Dickinson	1/4/16	* 40	9-10	.900	0-0	.000	8-12	.667	5	6	11	6.2	3	4	2	1	2	26	10.5	
at WAGNER	01/07/16	* 40	2-6	.333	0-0	.000	2-4	.500	1	8	9	6.4	3	4	2	3	2	6	10.1	
at Mount St. Mary's	01/09/16	* 39	6-12	.500	0-0	.000	1-2	.500	3	4	7	6.4	3	2	1	0	1	13	10.3	
ST. FRANCIS BROOKLYN	01/14/16	* 40	6-10	.600	0-0	.000	0-0	.000	5	7	12	6.8	2	2	1	1	0	12	10.4	
LIU BROOKLYN	01/16/16	* 39	10-14	.714	0-0	.000	0-0	.000	6	4	10	6.9	2	4	2	1	0	20	11.0	
SAINT FRANCIS U.	01/21/16	* 39	3-8	.375	0-0	.000	1-3	.333	3	1	4	6.8	3	3	4	0	0	7	10.8	
ROBERT MORRIS	01/23/16	* 38	10-17	.588	0-0	.000	1-2	.500	6	4	10	6.9	5	0	4	0	1	21	11.3	
at CCSU	01/28/16	* 38	6-9	.667	0-0	.000	1-2	.500	5	5	10	7.1	1	2	3	2	0	13	11.4	
at Sacred Heart	1/30/16	* 35	2-4	.500	0-0	.000	3-6	.500	0	8	8	7.1	3	2	0	1	2	7	11.2	
at Saint Francis U.	02/04/16	* 39	9-15	.600	0-0	.000	0-3	.000	3	10	13	7.4	2	2	2	2	3	18	11.5	
at Robert Morris	02/06/16	* 26	5-9	.556	0-0	.000	1-4	.250	1	4	5	7.3	3	1	2	0	0	11	11.5	
FAIRLEIGH DICKINSON	02/11/16	* 24	3-5	.600	0-0	.000	0-1	.000	0	4	4	7.2	3	1	2	0	0	6	11.3	
WAGNER	02/13/16	* 29	1-7	.143	0-0	.000	1-2	.500	1	3	4	7.0	3	0	2	0	0	3	10.9	
SACRED HEART	02/18/16	* 28	6-6	1.000	0-0	.000	0-0	.000	1	4	5	7.0	3	4	1	1	0	12	11.0	
MOUNT ST. MARY'S	02/20/16	* 37	5-10	.500	0-0	.000	3-5	.600	1	6	7	7.0	2	2	1	0	1	13	11.0	
at St. Francis Brooklyn	2/25/16	* 37	8-11	.727	0-0	.000	1-4	.250	3	5	8	7.0	4	0	0	0	2	17	11.3	
at LIU Brooklyn	02/27/16	* 38	9-11	.818	0-0	.000	1-2	.500	1	4	5	6.9	5	1	4	1	2	19	11.5	
<b>Totals</b>		<b>23</b>	<b>925</b>	<b>147-245</b>	<b>.600</b>	<b>0-0</b>	<b>.000</b>	<b>40-82</b>	<b>.488</b>	<b>71</b>	<b>130</b>	<b>201</b>	<b>6.9</b>	<b>67</b>	<b>51</b>	<b>47</b>	<b>19</b>	<b>30</b>	<b>334</b>	<b>11.5</b>

Games played: 29  
 Minutes/game: 31.9  
 Points/game: 11.5  
 FG Pct: 60.0  
 FT Pct: 48.8

Rebounds/game: 6.9  
 Assists/game: 1.8  
 Turnovers/game: 1.6  
 Assist/turnover ratio: 1.1  
 Steals/game: 1.0  
 Blocks/game: 0.7

### CAREER STATISTICS


Season	gp-gs	min/avg	Total		3-Point		F-Throws		Rebounds				Scoring							
			fg-fga	pct	fg-fga	pct	ft-fta	pct	off	def	tot	avg	pf	fo	ast	to	blk	stl	pts	avg
2015-16	30-24	965/32.2	151-253	.597	0-0	.000	41-83	.494	72	139	211	7.0	71	2	55	49	19	32	343	11.4
<b>TOTAL</b>	<b>30-24</b>	<b>965/32.2</b>	<b>151-253</b>	<b>.597</b>	<b>0-0</b>	<b>.000</b>	<b>41-83</b>	<b>.494</b>	<b>72</b>	<b>139</b>	<b>211</b>	<b>7.0</b>	<b>71</b>	<b>2</b>	<b>55</b>	<b>49</b>	<b>19</b>	<b>32</b>	<b>343</b>	<b>11.4</b>





#13 > MONTY URMILEVICIUS > FR/190F/C/6-8/250

GRACE, MD. » THE JOHN CARROLL SCHOOL



### 2016-17 SEASON HIGHS

### CAREER HIGHS

Points .....	- .....	Points .....	- .....
Rebounds .....	- .....	Rebounds .....	- .....
Assists .....	- .....	Assists .....	- .....
Steals .....	- .....	Steals .....	- .....
Blocks .....	- .....	Blocks .....	- .....
FG Made .....	- .....	FG Made .....	- .....
FG Attempted .....	- .....	FG Attempted .....	- .....
3-pt. FG Made .....	- .....	3-pt. FG Made .....	- .....
3-pt. FG Att. ....	- .....	3-pt. FG Att. ....	- .....
FT Made .....	- .....	FT Made .....	- .....
FT Attempted .....	- .....	FT Attempted .....	- .....
Minutes .....	- .....	Minutes .....	- .....


Marks set or matched in 2016-17 in **BOLD**

### 2016-17 GAME-BY-GAME STATISTICS

### CAREER STATISTICS

#15 > ADAM GRANT > FR/G/6-1/170

NORFOLK, VA. » NORFOLK COLLEGIATE SCHOOL



2016-17 SEASON HIGHS

CAREER HIGHS

Points .....	- .....	Points .....	- .....
Rebounds .....	- .....	Rebounds .....	- .....
Assists .....	- .....	Assists .....	- .....
Steals .....	- .....	Steals .....	- .....
Blocks .....	- .....	Blocks .....	- .....
FG Made .....	- .....	FG Made .....	- .....
FG Attempted .....	- .....	FG Attempted .....	- .....
3-pt. FG Made .....	- .....	3-pt. FG Made .....	- .....
3-pt. FG Att. ....	- .....	3-pt. FG Att. ....	- .....
FT Made .....	- .....	FT Made .....	- .....
FT Attempted .....	- .....	FT Attempted .....	- .....
Minutes .....	- .....	Minutes .....	- .....

Marks set or matched in 2016-17 in **BOLD**

2016-17 GAME-BY-GAME STATISTICS

CAREER STATISTICS



#20 > GUS RILEY > JR/F/C/6-8/225

NELSON, NEW ZEALAND » NAYLAND COLLEGE



### 2015-16 SEASON HIGHS

Points ..... 18 ..... vs. Siena (11/21/15)  
 Rebounds ..... 5 .. 3x, last vs St. Francis Brooklyn (1/14/16)  
 Assists ..... 4 ..... at LIU Brooklyn (2/27/16)  
 Steals ..... 1 ..... 3x, last at Yale (12/2/15)  
 Blocks ..... 2 ..... at Yale (12/2/15)  
 FG Made ..... 8 ..... vs. Siena (11/21/15)  
 FG Attempted ..... 12 ..... vs. Siena (11/21/15)  
 3-pt. FG Made ..... 4 ..... at LIU Brooklyn (2/27/16)  
 3-pt. FG Att. .... 5 ..... 2x, last at LIU Brooklyn (2/27/16)  
 FT Made ..... 4 ..... at St. Francis Brooklyn (2/25/16)  
 FT Attempted ..... 4 ..... at St. Francis Brooklyn (2/25/16)  
 Minutes ..... 32 ..... at LIU Brooklyn (2/27/16)

### CAREER HIGHS

Points ..... 18 ..... vs. Siena (11/21/15)  
 Rebounds ..... 8 ..... at Brown (12/6/14)  
 Assists ..... 4 ..... at LIU Brooklyn (2/27/16)  
 Steals ..... 1 ..... 4x, last at Yale (12/2/15)  
 Blocks ..... 2 ..... at Yale (12/2/15)  
 FG Made ..... 8 ..... vs. Siena (11/21/15)  
 FG Attempted ... 12 ..... vs. Siena (11/21/15)  
 3-pt. FG Made ..... 3 ..... at Brown (12/6/14)  
 3-pt. FG Att. .... 8 ..... at Brown (12/6/14)  
 FT Made ..... 4 ..... at St. Francis Brooklyn (2/25/16)  
 FT Attempted ..... 4 ... 2x, last at St. Francis Brooklyn (2/25/16)  
 Minutes ..... 34 ..... at #17 UConn (11/14/14)

Marks set or matched in 2015-16 in **BOLD**

### 2015-16 GAME-BY-GAME STATISTICS

Opponent	Date	gs	min	Total		3-Pointers		Free throws		Rebounds				pf	a	t/o	blk	stl	pts	avg	
				fg-fga	pct	3fg-fga	pct	ft-fga	pct	off	def	tot	avg								
at Duke	11/14/15		14	3-6	.500	2-4	.500	0-0	.000	2	3	5	5.0	2	1	2	0	0	8	8.0	
EMERSON	11/18/15	*	14	3-7	.429	1-3	.333	0-0	.000	2	3	5	5.0	3	0	1	0	0	7	7.5	
PRAIRIE VIEW A&M	11/20/15	*	27	8-12	.667	2-5	.400	0-0	.000	2	2	4	4.7	3	0	1	0	1	18	11.0	
SIENA	11/21/15	*	14	1-4	.250	1-4	.250	0-0	.000	1	2	3	4.3	1	0	1	1	0	3	9.0	
at Harvard	11/25/15	*	16	0-5	.000	0-4	.000	0-0	.000	0	0	0	3.4	3	1	0	0	1	0	7.2	
at Georgetown	11/28/15		10	1-4	.250	1-2	.500	0-0	.000	0	1	1	3.0	2	0	0	0	0	3	6.5	
at UNH	11/30/15		5	1-1	1.000	0-0	.000	0-0	.000	0	1	1	2.7	1	1	0	0	1	2	5.9	
at Yale	12/2/15	*	31	0-5	.000	0-4	.000	1-2	.500	0	1	1	2.5	4	1	0	2	1	1	5.3	
BROWN	12/05/15		4	0-2	.000	0-0	.000	0-0	.000	1	0	1	2.3	0	0	0	0	0	0	4.7	
ARMY WEST POINT	12/08/15		13	0-4	.000	0-1	.000	0-0	.000	0	0	0	2.1	2	0	1	0	0	0	4.2	
at Dartmouth	12/31/15		5	0-4	.000	0-3	.000	0-0	.000	1	1	2	2.1	2	0	0	0	0	0	3.8	
CCSU	01/02/16		1	0-0	.000	0-0	.000	0-0	.000	0	0	0	1.9	0	0	0	0	0	0	3.5	
at Mount St. Mary's	01/09/16		20	4-5	.800	2-3	.667	2-2	1.000	1	0	1	1.8	3	0	1	1	0	12	4.2	
ST. FRANCIS BROOKLYN	01/14/16		12	1-3	.333	1-3	.333	2-2	1.000	0	5	5	2.1	1	0	1	0	0	5	4.2	
LIU BROOKLYN	01/16/16	*	21	0-1	.000	0-1	.000	0-0	.000	0	1	1	2.0	0	0	0	0	0	0	3.9	
SAINT FRANCIS U.	01/21/16		5	1-3	.333	1-3	.333	2-2	1.000	0	0	0	1.9	1	0	0	0	0	5	4.0	
ROBERT MORRIS	01/23/16		4	0-1	.000	0-0	.000	0-0	.000	0	2	2	1.9	2	0	0	0	0	0	3.8	
at CCSU	01/28/16		14	2-7	.286	0-4	.000	0-0	.000	0	3	3	1.9	3	0	3	0	0	4	3.8	
at Sacred Heart	1/30/16		4	0-1	.000	0-1	.000	0-0	.000	0	0	0	1.8	1	0	0	0	0	0	3.6	
at Robert Morris	02/06/16		5	0-1	.000	0-0	.000	0-0	.000	0	0	0	1.8	0	0	0	0	0	0	3.4	
FAIRLEIGH DICKINSON	02/11/16		1	0-1	.000	0-1	.000	0-0	.000	0	0	0	1.7	0	0	0	0	0	0	3.2	
WAGNER	02/13/16		6	0-1	.000	0-1	.000	0-0	.000	0	2	2	1.7	2	0	1	0	0	0	3.1	
SACRED HEART	02/18/16		5	0-1	.000	0-0	.000	0-0	.000	0	0	0	1.6	2	0	0	0	0	0	3.0	
MOUNT ST. MARY'S	02/20/16		1	0-1	.000	0-1	.000	0-0	.000	0	0	0	1.5	0	0	0	0	0	0	2.8	
at St. Francis Brooklyn	2/25/16		14	3-3	1.000	1-1	1.000	4-4	1.000	2	2	4	1.6	3	2	1	0	0	11	3.2	
at LIU Brooklyn	02/27/16		32	5-8	.625	4-5	.800	2-3	.667	1	1	2	1.7	4	4	0	0	0	16	3.7	
Totals			6	298	33-91	.363	16-54	.296	13-15	.867	13	30	43	1.7	45	10	13	4	4	95	3.7

Games played: 26  
 Minutes/game: 11.5  
 Points/game: 3.7  
 FG Pct: 36.3  
 3FG Pct: 29.6  
 FT Pct: 86.7

Rebounds/game: 1.7  
 Assists/game: 0.4  
 Turnovers/game: 0.5  
 Assist/turnover ratio: 0.8  
 Steals/game: 0.2  
 Blocks/game: 0.2

### CAREER STATISTICS

Season	gp-gs	min/avg	Total		3-Point		F-Throws		Rebounds				Scoring							
			fg-fga	pct	fg-fga	pct	ft-fga	pct	off	def	tot	avg	pf	fo	ast	to	blk	stl	pts	avg
2014-15	17-7	177/10.4	14-43	.326	7-26	.269	4-8	.500	8	21	29	1.7	15	0	5	5	0	1	39	2.3
2015-16	27-6	299/11.1	33-92	.359	16-54	.296	14-17	.824	14	30	44	1.6	45	0	10	13	4	4	96	3.6
TOTAL	44-13	476/10.8	47-135	.348	23-80	.288	18-25	.720	22	51	73	1.7	60	0	15	18	4	5	135	3.1



#21 > TANNER JOHNSON > FR/G/6-5/205

LEXINGTON, KY. » WORCESTER ACADEMY



**2016-17 SEASON HIGHS**

**CAREER HIGHS**

Points .....	- .....	Points .....	- .....
Rebounds .....	- .....	Rebounds .....	- .....
Assists .....	- .....	Assists .....	- .....
Steals .....	- .....	Steals .....	- .....
Blocks .....	- .....	Blocks .....	- .....
FG Made .....	- .....	FG Made .....	- .....
FG Attempted .....	- .....	FG Attempted .....	- .....
3-pt. FG Made .....	- .....	3-pt. FG Made .....	- .....
3-pt. FG Att. ....	- .....	3-pt. FG Att. ....	- .....
FT Made .....	- .....	FT Made .....	- .....
FT Attempted .....	- .....	FT Attempted .....	- .....
Minutes .....	- .....	Minutes .....	- .....

*Marks set or matched in 2016-17 in **BOLD***

**2016-17 GAME-BY-GAME STATISTICS**

**CAREER STATISTICS**





### 2015-16 SEASON HIGHS

Points ..... 25 ..... at Sacred Heart (1/30/16)  
 Rebounds ..... 16 ..... vs. Brown (12/5/15)  
 Assists ..... 3 ..... 2x, last vs. Robert Morris (1/23/16)  
 Steals ..... 3 ..... 2x, last vs. FDU (2/11/16)  
 Blocks ..... 4 ..... vs. Saint Francis U. (1/21/16)  
 FG Made ..... 10 ..... at Sacred Heart (1/30/16)  
 FG Attempted ..... 15 ..... vs. Army (12/8/15)  
 3-pt. FG Made ..... 1 ..... at #5 Duke (11/14/15)  
 3-pt. FG Att. .... 2 ..... 3x, last at Harvard (11/25/15)  
 FT Made ..... 6 ..... vs. Brown (12/5/15)  
 FT Attempted ..... 11 ..... at Sacred Heart (1/30/16)  
 Minutes ..... 38 ..... at Sacred Heart (1/30/16)

### CAREER HIGHS\*

Points ..... 25 ..... at Sacred Heart (1/30/16)  
 Rebounds ..... 18 ..... vs. FDU (1/10/15)  
 Assists ..... 4 ..... vs. Mount St. Mary's (2/5/15)  
 Steals ..... 4 ..... 2x, last at Saint Francis U. (1/29/15)  
 Blocks ..... 5 ..... 2x, last at Wagner (2/19/15)  
 FG Made ..... 10 ..... 2x, last at Sacred Heart (1/30/16)  
 FG Attempted ..... 17 ..... vs. Sacred Heart (1/24/15)  
 3-pt. FG Made ..... 2 ..... vs. Brown (11/27/13)  
 3-pt. FG Att. .... 4 ..... 2x, last at No. 17 UConn (11/14/14)  
 FT Made ..... 8 ..... vs. FDU (1/10/15)  
 FT Attempted ..... 11 ..... at Sacred Heart (1/30/16)  
 Minutes ..... 41 ..... at Sacred Heart (2/7/15)

Marks set or matched in 2015-16 in **BOLD**

### 2015-16 GAME-BY-GAME STATISTICS

Opponent	Date	gs	min	Total		3-Pointers		Free throws		Rebounds				pf		pts	avg				
				fg-fga	pct	3fg-fga	pct	ft-fga	pct	off	def	tot	avg	a	t/o			blk	stl		
at Duke	11/14/15	*	24	3-9	.333	1-2	.500	1-3	.333	2	6	8	8.0	4	1	3	0	0	8	8.0	
PRAIRIE VIEW A&M	11/20/15	*	22	6-10	.600	0-0	.000	0-0	.000	4	5	9	8.5	2	1	2	0	1	12	10.0	
SIENA	11/21/15	*	34	5-13	.385	0-2	.000	1-2	.500	5	4	9	8.7	2	1	2	2	1	11	10.3	
at Harvard	11/25/15	*	17	1-10	.100	0-2	.000	0-0	.000	2	1	3	7.3	4	1	2	2	1	2	8.3	
at Georgetown	11/28/15	*	26	3-10	.300	0-0	.000	1-4	.250	4	6	10	7.8	3	2	2	2	0	7	8.0	
at UNH	11/30/15	*	25	7-10	.700	0-1	.000	1-3	.333	1	5	6	7.5	5	1	3	2	1	15	9.2	
at Yale	12/2/15	*	30	4-11	.364	0-1	.000	1-3	.333	2	5	7	7.4	4	0	4	2	0	9	9.1	
BROWN	12/05/15	*	32	3-11	.273	0-0	.000	6-9	.667	7	9	16	8.5	2	0	0	2	1	12	9.5	
ARMY WEST POINT	12/08/15	*	31	4-15	.267	0-0	.000	5-7	.714	4	6	10	8.7	5	1	0	1	0	13	9.9	
at Michigan	12/23/15	*	31	4-7	.571	0-0	.000	0-1	.000	2	3	5	8.3	2	0	1	0	0	8	9.7	
at Dartmouth	12/31/15	*	17	2-4	.500	0-0	.000	0-1	.000	2	2	4	7.9	5	1	3	0	0	4	9.2	
CCSU	01/02/16	*	34	7-12	.583	0-0	.000	1-3	.333	6	6	12	8.3	3	2	3	3	1	15	9.7	
at Fairleigh Dickinson	1/4/16	*	16	0-4	.000	0-0	.000	3-4	.750	1	3	4	7.9	4	0	4	1	0	3	9.2	
at WAGNER	01/07/16	*	32	7-14	.500	0-0	.000	0-4	.000	2	4	6	7.8	3	0	2	2	1	14	9.5	
at Mount St. Mary's	01/09/16	*	31	6-9	.667	0-0	.000	0-0	.000	3	2	5	7.6	2	0	2	0	0	12	9.7	
ST. FRANCIS BROOKLYN	01/14/16	*	15	4-8	.500	0-0	.000	2-3	.667	3	3	6	7.5	4	2	3	1	1	10	9.7	
LIU BROOKLYN	01/16/16		20	3-11	.273	0-0	.000	0-0	.000	7	3	10	7.6	4	2	2	2	2	6	9.5	
SAINT FRANCIS U.	01/21/16	*	31	6-7	.857	0-0	.000	2-2	1.000	2	6	8	7.7	5	3	2	4	0	14	9.7	
ROBERT MORRIS	01/23/16	*	35	2-8	.250	0-0	.000	1-2	.500	3	7	10	7.8	2	3	2	2	3	5	9.5	
at CCSU	01/28/16	*	19	4-7	.571	0-0	.000	2-2	1.000	5	2	7	7.8	5	1	2	2	0	10	9.5	
at Sacred Heart	1/30/16	*	38	10-14	.714	0-0	.000	5-11	.455	5	9	14	8.0	3	1	2	0	1	25	10.2	
at Saint Francis U.	02/04/16	*	19	1-5	.200	0-0	.000	1-2	.500	2	6	8	8.0	6	1	3	0	0	3	9.9	
at Robert Morris	02/06/16	*	27	3-9	.333	0-0	.000	3-4	.750	0	6	6	8.0	3	2	1	1	0	9	9.9	
FAIRLEIGH DICKINSON	02/11/16	*	35	7-10	.700	0-0	.000	3-5	.600	6	5	11	8.1	1	2	2	1	3	17	10.2	
WAGNER	02/13/16	*	15	2-4	.500	0-0	.000	1-2	.500	1	3	4	7.9	2	1	2	1	1	5	10.0	
<b>Totals</b>			<b>24</b>	<b>656</b>	<b>104-232</b>	<b>.448</b>	<b>1-8</b>	<b>.125</b>	<b>40-77</b>	<b>.519</b>	<b>81</b>	<b>117</b>	<b>198</b>	<b>7.9</b>	<b>85</b>	<b>29</b>	<b>54</b>	<b>33</b>	<b>18</b>	<b>249</b>	<b>10.0</b>

Games played: 25  
 Minutes/game: 26.2  
 Points/game: 10.0  
 FG Pct: 44.8  
 3FG Pct: 12.5  
 FT Pct: 51.9

Rebounds/game: 7.9  
 Assists/game: 1.2  
 Turnovers/game: 2.2  
 Assist/turnover ratio: 0.5  
 Steals/game: 0.7  
 Blocks/game: 1.3

### CAREER STATISTICS

Season	gp-gs	min/avg	Total		3-Point		F-Throws		Rebounds				Scoring							
			fg-fga	pct	fg-fga	pct	ft-fga	pct	off	def	tot	avg	pf	fo	ast	to	blk	stl	pts	avg
2013-14	27-6	555/20.6	69-146	.473	4-22	.182	20-37	.541	47	83	130	4.8	64	3	19	26	36	13	162	6.0
2014-15	31-31	961/31.0	139-265	.525	2-8	.250	59-89	.663	96	148	244	7.9	118	12	37	59	48	30	339	10.9
2015-16	26-25	689/26.5	111-245	.453	1-8	.125	42-79	.532	84	123	207	8.0	89	6	31	56	35	18	265	10.2
<b>TOTAL</b>	<b>84-62</b>	<b>2205/26.3</b>	<b>319-656</b>	<b>.486</b>	<b>7-38</b>	<b>.184</b>	<b>121-205</b>	<b>.590</b>	<b>227</b>	<b>354</b>	<b>581</b>	<b>6.9</b>	<b>271</b>	<b>21</b>	<b>87</b>	<b>141</b>	<b>119</b>	<b>61</b>	<b>766</b>	<b>9.1</b>



#23 > BRANDON CARROLL > FR/G/6-7/190

BREWSTER, N.Y. » IONA PREP



2016-17 SEASON HIGHS

CAREER HIGHS

Points .....	- .....	Points .....	- .....
Rebounds .....	- .....	Rebounds .....	- .....
Assists .....	- .....	Assists .....	- .....
Steals .....	- .....	Steals .....	- .....
Blocks .....	- .....	Blocks .....	- .....
FG Made .....	- .....	FG Made .....	- .....
FG Attempted .....	- .....	FG Attempted .....	- .....
3-pt. FG Made .....	- .....	3-pt. FG Made .....	- .....
3-pt. FG Att. ....	- .....	3-pt. FG Att. ....	- .....
FT Made .....	- .....	FT Made .....	- .....
FT Attempted .....	- .....	FT Attempted .....	- .....
Minutes .....	- .....	Minutes .....	- .....

Marks set or matched in 2016-17 in **BOLD**

2016-17 GAME-BY-GAME STATISTICS

CAREER STATISTICS



#54 > SEBASTIAN TOWNES > FR/F/6-6/240

NORFOLK, VA. » NORFOLK COLLEGIATE SCHOOL



### 2016-17 SEASON HIGHS

### CAREER HIGHS

Points .....	- .....	Points .....	- .....
Rebounds .....	- .....	Rebounds .....	- .....
Assists .....	- .....	Assists .....	- .....
Steals .....	- .....	Steals .....	- .....
Blocks .....	- .....	Blocks .....	- .....
FG Made .....	- .....	FG Made .....	- .....
FG Attempted .....	- .....	FG Attempted .....	- .....
3-pt. FG Made .....	- .....	3-pt. FG Made .....	- .....
3-pt. FG Att. ....	- .....	3-pt. FG Att. ....	- .....
FT Made .....	- .....	FT Made .....	- .....
FT Attempted .....	- .....	FT Attempted .....	- .....
Minutes .....	- .....	Minutes .....	- .....

*Marks set or matched in 2016-17 in **BOLD***

### 2016-17 GAME-BY-GAME STATISTICS

### CAREER STATISTICS



## 2015-16 SEASON HIGHS

Points	88	2x, last at LIU Brooklyn (2/27/16)
Rebounds	42	at Saint Francis U. (2/4/16)
Assists	23	at LIU Brooklyn (2/27/16)
Turnovers (low)	7	2x, last vs. CCSU (1/2/16)
Blocks	6	at CCSU (1/28/16)
Steals	10	3x, last vs. Brown (12/5/15)
FG Made	38	vs. CCSU (1/2/16)
FG Attempted	71	vs. CCSU (1/2/16)
FG Percentage	.615	at LIU Brooklyn (2/27/16)
3-pt. FG Made	14	at LIU Brooklyn (2/27/16)

3-pt. FG Attempted	31	vs. Emerson (11/18/15)
3-pt. FG Percentage	.571	at FDU (1/4/16)
FT Made	27	at FDU (1/4/16)
FT Attempted	42	at FDU (1/4/16)
FT Percentage	1.000	vs. Sacred Heart (2/18/16)

*All-time program records set or matched in 2015-16 in **BOLD***

### DIVISION I SINGLE-GAME RECORDS

Points	107	vs. Delaware (12/21/13)
Rebounds	46	3x, last at LIU Brooklyn (2/24/11)
Assists	24	vs. Quinnipiac (1/10/13)
Blocks	12	at LIU Brooklyn (12/3/09)
Steals	13	2x, last at Harvard (11/20/13)
<b>FG Made</b>	<b>38</b>	<b>vs. CCSU (1/2/16)</b>
FG Attempted	81	at LIU Brooklyn (2/24/11)
FG Percentage (min. 20 made)	.653	32-49 vs. Saint Francis U (3/02/13)
3-pt. FG Made	17	vs. Monmouth (1/22/11)
3-pt. FG Attempted	42	vs. Monmouth (1/22/11)
3-pt. FG Percentage (min. 10)	.647	11-17 at FDU (1/18/14)
FT Made	35	vs. St. Francis Brooklyn (1/25/14)
FT Attempted	44	vs. St. Francis Brooklyn (1/25/14)
<b>FT Percentage (min. 10 made)</b>	<b>1.000</b>	<b>14-14 vs. Sacred Heart (2/18/16)</b>

*Records set or matched in 2015-16 in **BOLD***

### ALL-TIME SINGLE-GAME RECORDS

Points	134	vs. Babson (1964-65)
Rebounds	78	vs. Nichols (1972-73)
Assists	39	vs. UMaine-Portland (1/30/74)
Blocks	16	vs. Quinnipiac (12/6/73)
Steals	24	vs. Babson (1994)
FG Made	53	vs. Babson (1964-65)
FG Attempted	97	vs. Nichols (12/09/74)
FG Percentage (min. 20 made)	.672	45-67 vs. Suffolk (1/25/74)
3-pt. FG Made	17	vs. Monmouth (1/22/11)
3-pt. FG Attempted	42	vs. Monmouth (1/22/11)
3-pt. FG Percentage (min. 10)	.647	11-17 at FDU (1/18/14)
FT Made	46	vs. Mount St. Mary's (1983-84)
FT Attempted	61	vs. Mount St. Mary's (1983-84)
<b>FT Percentage (min. 10 made)</b>	<b>1.000</b>	<b>.. 4x, last vs. Sacred Heart (14-14; 2/18/16)</b>

*Records set or matched in 2015-16 in **BOLD***

## 2015-16 GAME-BY-GAME STATISTICS

Opponent	Date	Score	Total		3-Pointers		Free throws		Rebounds				pf	a	t/o	blk	stl	pts	avg	
			fg-fga	pct	3fg-fga	pct	ft-fga	pct	off	def	tot	avg								
at Duke	11/14/15	75-113	L	28-58	.483	13-26	.500	6-12	.500	11	16	27	27.0	23	13	19	2	1	75	75.0
EMERSON	11/18/15	82-69	W	30-68	.441	11-31	.355	11-16	.688	12	26	38	32.5	18	11	8	2	7	82	78.5
PRAIRIE VIEW A&M	11/20/15	71-58	W	28-53	.528	9-22	.409	6-13	.462	10	25	35	33.3	20	19	15	2	9	71	76.0
SIENA	11/21/15	59-78	L	22-59	.373	5-22	.227	10-18	.556	12	18	30	32.5	14	8	12	4	10	59	71.8
at Harvard	11/25/15	45-80	L	16-60	.267	3-20	.150	10-11	.909	11	17	28	31.6	19	8	17	5	10	45	66.4
at Georgetown	11/28/15	47-77	L	19-60	.317	4-25	.160	5-15	.333	10	27	37	32.5	20	12	14	2	5	47	63.2
at UNH	11/30/15	67-75	L	28-60	.467	3-17	.176	8-12	.667	8	27	35	32.9	20	6	12	3	7	67	63.7
at Yale	12/2/15	40-79	L	15-53	.283	4-21	.190	6-13	.462	7	23	30	32.5	24	7	13	5	3	40	60.8
BROWN	12/05/15	68-76	L	24-70	.343	6-26	.231	14-21	.667	13	28	41	33.4	17	10	7	4	10	68	61.6
ARMY WEST POINT	12/08/15	55-77	L	19-55	.345	1-8	.125	16-25	.640	10	27	37	33.8	12	8	14	3	5	55	60.9
at Michigan	12/23/15	60-96	L	23-47	.489	8-22	.364	6-12	.500	4	18	22	32.7	12	11	13	1	2	60	60.8
at Dartmouth	12/31/15	62-60	W	23-51	.451	10-18	.556	6-10	.600	12	26	38	33.2	20	14	13	0	3	62	60.9
CCSU	01/02/16	88-72	W	38-71	.535	5-11	.455	7-9	.778	13	19	32	33.1	14	18	7	5	8	88	63.0
at Fairleigh Dickinson	1/4/16	85-80	W	25-43	.581	8-14	.571	27-42	.643	10	30	40	33.6	18	16	20	3	5	85	64.6
at WAGNER	01/07/16	56-65	L	18-51	.353	6-17	.353	14-24	.583	10	26	36	33.7	20	14	13	5	7	56	64.0
at Mount St. Mary's	01/09/16	82-79	Wot	33-68	.485	5-15	.333	11-15	.733	11	25	36	33.9	17	14	15	3	5	82	65.1
ST. FRANCIS BROOKLYN	01/14/16	61-59	W	25-58	.431	6-13	.462	5-8	.625	10	26	36	34.0	13	15	10	2	5	61	64.9
LIU BROOKLYN	01/16/16	61-79	L	24-65	.369	7-21	.333	6-7	.857	16	20	36	34.1	17	17	17	3	8	61	64.7
SAINT FRANCIS U.	01/21/16	65-71	L	23-50	.460	6-20	.300	13-15	.867	6	24	30	33.9	17	17	13	4	4	65	64.7
ROBERT MORRIS	01/23/16	54-65	L	22-55	.400	6-19	.316	4-8	.500	11	24	35	34.0	19	15	14	3	6	54	64.2
at CCSU	01/28/16	67-78	L	27-67	.403	7-29	.241	6-10	.600	15	25	40	34.2	25	14	16	6	2	67	64.3
at Sacred Heart	1/30/16	71-72	L	26-58	.448	7-18	.389	12-22	.545	8	23	31	34.1	22	14	10	1	8	71	64.6
at Saint Francis U.	02/04/16	57-63	L	22-61	.361	7-24	.292	6-11	.545	11	31	42	34.4	24	11	16	3	7	57	64.3
at Robert Morris	02/06/16	71-89	L	26-56	.464	5-19	.263	14-25	.560	6	21	27	34.1	24	17	8	2	3	71	64.5
FAIRLEIGH DICKINSON	02/11/16	77-91	L	30-63	.476	8-25	.320	9-13	.692	11	22	33	34.1	19	17	18	2	7	77	65.0
WAGNER	02/13/16	55-79	L	17-46	.370	5-16	.313	16-20	.800	8	18	26	33.8	18	9	13	3	1	55	64.7
SACRED HEART	02/18/16	57-74	L	21-59	.356	1-16	.063	14-14	1.000	6	27	33	33.7	21	15	13	2	2	57	64.4
MOUNT ST. MARY'S	02/20/16	53-71	L	18-56	.321	2-14	.143	15-19	.789	8	32	40	34.0	22	11	17	0	7	53	64.0
at St. Francis Brooklyn	2/25/16	72-79	L	26-65	.400	7-22	.318	13-18	.722	8	24	32	33.9	19	20	8	0	8	72	64.2
at LIU Brooklyn	02/27/16	88-83	W	32-52	.615	14-25	.560	10-16	.625	3	26	29	33.7	25	23	17	1	2	88	65.0
Bryant		1951		728-1738	.419	189-596	.317	306-474	.646	291	721	1012	33.7	573	404	402	81	167	1951	65.0
Opponents		2287		815-1819	.448	243-730	.333	414-565	.733	364	812	1176	39.2	490	466	336	110	204	2287	76.2





## 2015-16 BRYANT UNIVERSITY BASKETBALL » STATS

RECORD:	OVERALL	HOME	AWAY	NEUTRAL
ALL GAMES	8-23	4-10	4-13	0-0
CONFERENCE	5-13	2-7	3-6	0-0
NON-CONFERENCE	3-10	2-3	1-7	0-0

#	Player	gp-gs	min	Total		3-Point		F-Throw		Rebounds				pf	dq	a	to	blk	stl	pts	avg				
				fg-fga	fg%	3fg-fga	3fg%	ft-fa	ft%	off	def	tot	avg												
02	ZOUZOUA, Nisre	31-25	939	30.3	131-321	.408	60-162	.370	75-89	.843	20	78	98	3.2	86	1	44	45	8	25	397	12.8			
01	WARE, Hunter	30-29	977	32.6	141-341	.413	61-166	.367	39-59	.661	19	78	97	3.2	77	2	44	63	5	38	382	12.7			
12	PETTWAY, Marcel	30-24	965	32.2	151-253	.597	0-0	.000	41-83	.494	72	139	211	7.0	71	2	55	49	19	32	343	11.4			
22	GARVIN, Dan	26-25	689	26.5	111-245	.453	1-8	.125	42-79	.532	84	123	207	8.0	89	6	31	56	35	18	265	10.2			
04	McLAUGHLIN, Shane	31-31	1134	36.6	86-215	.400	25-72	.347	43-73	.589	9	97	106	3.4	65	1	165	95	1	29	240	7.7			
34	OAKLEY, Curtis	28-5	466	16.6	48-146	.329	19-77	.247	19-32	.594	11	60	71	2.5	50	2	23	29	1	6	134	4.8			
03	KOSTUR, Bosko	20-4	299	15.0	32-95	.337	8-44	.182	14-20	.700	12	32	44	2.2	45	2	7	24	3	9	86	4.3			
20	RILEY, Gus	27-6	299	11.1	33-92	.359	16-54	.296	14-17	.824	14	30	44	1.6	45	0	10	13	4	4	96	3.6			
00	CHIONUMA, Zach	8-1	49	6.1	5-21	.238	3-13	.231	0-0	.000	0	7	7	0.9	9	0	1	2	0	0	13	1.6			
11	BRICKMAN, Justin	19-0	176	9.3	9-31	.290	3-9	.333	8-9	.889	5	16	21	1.1	20	0	21	19	0	11	29	1.5			
44	SCOCCA, Andrew	23-2	133	5.8	3-15	.200	0-0	.000	11-14	.786	9	19	28	1.2	21	0	8	3	6	1	17	0.7			
23	LEVENE, Dennis	18-3	50	2.8	4-8	.500	1-3	.333	0-3	.000	3	10	13	0.7	6	0	3	4	1	1	9	0.5			
05	TOE, Terrill	14-0	25	1.8	1-5	.200	1-4	.250	0-0	.000	1	0	1	0.1	0	0	0	1	0	1	3	0.2			
10	McHUGH, Taylor	19-0	49	2.6	0-11	.000	0-4	.000	4-4	1.000	1	3	4	0.2	8	0	3	2	0	0	4	0.2			
Team											41	56	97												15
Total.....		31	6250		755-1799	.420	198-616	.321	310-482	.643	301	748	1049	33.8	592	16	415	420	83	175	2018	65.1			
Opponents.....		31	6250		841-1879	.448	251-758	.331	428-589	.727	377	839	1216	39.2	502	7	480	346	114	216	2361	76.2			

TEAM STATISTICS	BRY	OPP	Date	Opponent	Score	Att.				
SCORING	2018	2361	11/14/15	at Duke	L 75-113	9314				
Points per game	65.1	76.2	11/18/15	EMERSON	w 82-69	476				
Scoring margin	-11.1	-	11/20/15	PRAIRIE VIEW A&M	w 71-58	545				
FIELD GOALS-ATT	755-1799	841-1879	11/21/15	SIENA	L 59-78	568				
Field goal pct	.420	.448	11/25/15	at Harvard	L 45-80	1314				
3 POINT FG-ATT	198-616	251-758	11/28/15	at Georgetown	L 47-77	7876				
3-point FG pct	.321	.331	11/30/15	at UNH	L 67-75	454				
3-pt FG made per game	6.4	8.1	12/2/15	at Yale	L 40-79	696				
FREE THROWS-ATT	310-482	428-589	12/05/15	BROWN	L 68-76	536				
Free throw pct	.643	.727	12/08/15	ARMY WEST POINT	L 55-77	294				
F-Throws made per game	10.0	13.8	12/12/15	at Providence College	L 67-74	7369				
REBOUNDS	1049	1216	12/23/15	at Michigan	L 60-96	11491				
Rebounds per game	33.8	39.2	12/31/15	at Dartmouth	w 62-60	873				
Rebounding margin	-5.4	-	* 01/02/16	CCSU	w 88-72	360				
ASSISTS	415	480	* 1/4/16	at Fairleigh Dickinson	w 85-80	468				
Assists per game	13.4	15.5	* 01/07/16	at WAGNER	L 56-65	2023				
TURNOVERS	420	346	* 01/09/16	at Mount St. Mary's	Wo2 82-79	2190				
Turnovers per game	13.5	11.2	* 01/14/16	ST. FRANCIS BROOKLYN	w 61-59	432				
Turnover margin	-2.4	-	* 01/16/16	LIU BROOKLYN	L 61-79	82				
Assist/turnover ratio	1.0	1.4	* 01/21/16	SAINT FRANCIS U.	L 65-71	365				
STEALS	175	216	* 01/23/16	ROBERT MORRIS	L 54-65	323				
Steals per game	5.6	7.0	* 01/28/16	at CCSU	L 67-78	1012				
BLOCKS	83	114	* 1/30/16	at Sacred Heart	L 71-72	728				
Blocks per game	2.7	3.7	* 02/04/16	at Saint Francis U.	L 57-63	1062				
ATTENDANCE	6108	50616	* 02/06/16	at Robert Morris	L 71-89	1709				
Home games-Avg/Game	14-436	17-2977	* 02/11/16	FAIRLEIGH DICKINSON	L 77-91	689				
Neutral site-Avg/Game	-	0-0	* 02/13/16	WAGNER	L 55-79	427				
			* 02/18/16	SACRED HEART	L 57-74	431				
			* 02/20/16	MOUNT ST. MARY'S	L 53-71	580				
Score by Periods	1st	2nd	OT	OT2	Totals					
Bryant	978	1018	9	13	2018	* 2/25/16	at St. Francis Brooklyn	L	72-79	465
Opponents	1083	1259	9	10	2361	* 02/27/16	at LIU Brooklyn	w	88-83	1572

\* - Conference game



# BRYANT BASKETBALL » 2015-16 VS. NON-CONFERENCE

RECORD:	OVERALL	HOME	AWAY	NEUTRAL
ALL GAMES	3-9	2-3	1-6	0-0
CONFERENCE	0-0	0-0	0-0	0-0
NON-CONFERENCE	3-9	2-3	1-6	0-0

#	Player	gp-gs	min	avg	Total		3-Point		F-Throw		Rebounds				pf	dq	a	to	blk	stl	pts	avg								
					fg-fga	fg%	3fg-fga	3fg%	ft-fa	ft%	off	def	tot	avg																
01	WARE, Hunter	11-11	350	31.8	59-141	.418	22-66	.333	12-16	.750	8	24	32	2.9	20	0	12	27	3	11	152	13.8								
02	ZOUZOUA, Nisre	12-9	331	27.6	41-100	.410	20-50	.400	29-36	.806	6	28	34	2.8	29	0	13	18	2	13	131	10.9								
22	GARVIN, Dan	11-11	289	26.3	42-110	.382	1-8	.125	16-33	.485	35	52	87	7.9	38	3	9	22	13	5	101	9.2								
04	McLAUGHLIN, Shane	12-12	440	36.7	35-81	.432	9-28	.321	15-32	.469	3	30	33	2.8	18	0	53	33	0	13	94	7.8								
12	PETTWAY, Marcel	11-5	283	25.7	36-64	.563	0-0	.000	12-26	.462	25	39	64	5.8	16	0	12	13	5	12	84	7.6								
03	KOSTUR, Bosko	10-4	216	21.6	24-65	.369	8-36	.222	9-14	.643	7	24	31	3.1	33	2	4	17	2	8	65	6.5								
20	RILEY, Gus	11-5	153	13.9	17-54	.315	7-30	.233	1-2	.500	9	14	23	2.1	23	0	4	6	3	4	42	3.8								
34	OAKLEY, Curtis	10-1	137	13.7	9-33	.273	5-21	.238	4-8	.500	2	18	20	2.0	16	1	5	7	1	3	27	2.7								
00	CHIONUMA, Zach	7-0	45	6.4	5-19	.263	3-12	.250	0-0	.000	0	7	7	1.0	8	0	1	2	0	0	13	1.9								
44	SCOCCA, Andrew	6-2	81	13.5	2-11	.182	0-0	.000	6-8	.750	8	11	19	3.2	12	0	7	1	3	1	10	1.7								
23	LEVENE, Dennis	9-0	23	2.6	3-7	.429	1-3	.333	0-3	.000	2	2	4	0.4	4	0	2	2	1	0	7	0.8								
11	BRICKMAN, Justin	3-0	14	4.7	1-2	.500	0-0	.000	0-0	.000	1	0	1	0.3	1	0	3	1	0	1	2	0.7								
05	TOE, Terrill	8-0	16	2.0	1-3	.333	1-2	.500	0-0	.000	1	0	1	0.1	0	0	0	1	0	1	3	0.4								
10	McHUGH, Taylor	9-0	22	2.4	0-4	.000	0-2	.000	0-0	.000	0	3	3	0.3	1	0	2	1	0	0	0	0.0								
Team											13	26	39												6					
Total.....		12	2400		275-694	.396	77-258	.298	104-178	.584	120	278	398	33.2	219	6	127	157	33	72	731	60.9								
Opponents.....		12	2400		344-722	.476	116-308	.377	134-191	.702	136	344	480	40.0	196	0	202	133	47	75	938	78.2								

TEAM STATISTICS	BRY	OPP	Date	Opponent	Score	Att.	
SCORING	731	938	11/14/15	at Duke	L 75-113	9314	
Points per game	60.9	78.2	11/18/15	EMERSON	w 82-69	476	
Scoring margin	-17.2	-	11/20/15	PRAIRIE VIEW A&M	w 71-58	545	
FIELD GOALS-ATT	275-694	344-722	11/21/15	SIENA	L 59-78	568	
Field goal pct	.396	.476	11/25/15	at Harvard	L 45-80	1314	
3 POINT FG-ATT	77-258	116-308	11/28/15	at Georgetown	L 47-77	7876	
3-point FG pct	.298	.377	11/30/15	at UNH	L 67-75	454	
3-pt FG made per game	6.4	9.7	12/2/15	at Yale	L 40-79	696	
FREE THROWS-ATT	104-178	134-191	12/05/15	BROWN	L 68-76	536	
Free throw pct	.584	.702	12/08/15	ARMY WEST POINT	L 55-77	294	
F-Throws made per game	8.7	11.2	12/23/15	at Michigan	L 60-96	11491	
REBOUNDS	398	480	12/31/15	at Dartmouth	w 62-60	873	
Rebounds per game	33.2	40.0					
Rebounding margin	-6.8	-	* - Conference game				
ASSISTS	127	202					
Assists per game	10.6	16.8					
TURNOVERS	157	133					
Turnovers per game	13.1	11.1					
Turnover margin	-2.0	-					
Assist/turnover ratio	0.8	1.5					
STEALS	72	75					
Steals per game	6.0	6.3					
BLOCKS	33	47					
Blocks per game	2.8	3.9					
ATTENDANCE	2419	32018					
Home games-Avg/Game	5-484	7-4574					
Neutral site-Avg/Game	-	0-0					

Score by Periods	1st	2nd	Totals
Bryant	364	367	731
Opponents	464	474	938



# 2016-17 BRYANT BASKETBALL » SPOT CHART



**#0 • Ikenna Ndugba**  
Fr. • G • 6-0 • 190  
Boston, Mass.  
Brooks School



**#1 • Hunter Ware**  
Jr. • G • 6-2 • 170  
Powder Springs, Ga.  
North Cobb Christian



**#2 • Nisre Zouzoua**  
So. • G • 6-2 • 190  
Brockton, Mass.  
Boston Trinity



**#3 • Bosko Kostur**  
Jr. • G/F • 6-7 • 215  
Melbourne, Australia  
Hallam Senior College



**#5 • Terrill Toe**  
Sr. • G • 6-0 • 165  
Providence, R.I.  
Classical



**#10 • Taylor McHugh**  
So. • G • 6-2 • 170  
Centreville, Va.  
Virginia Episcopal School



**#11 • Justin Brickman**  
Sr. • G • 5-9 • 155  
San Antonio, Texas  
Tom C. Clark



**#12 • Marcel Pettway**  
So. • F/C • 6-5 • 250  
North Providence, R.I.  
Hoosac School



**#13 • Monty Urmilevicius**  
Fr. • F/C • 6-8 • 190  
Grace, Md.  
The John Carroll School



**#15 • Adam Grant**  
Fr. • G • 6-1 • 170  
Norfolk, Va.  
Norfolk Collegiate School



**#20 • Gus Riley**  
Jr. • F/C • 6-8 • 225  
Nelson, New Zealand  
Nayland College



**#21 • Tanner Johnson**  
Fr. • G • 6-5 • 205  
Lexington, Ky.  
Worcester Academy



**#22 • Dan Garvin**  
Sr. • F • 6-6 • 215  
Bethel, Conn.  
Bethel



**#23 • Brandon Carroll**  
Fr. • F/G • 6-7 • 190  
Brewster, N.Y.  
Iona Prep



**#54 • Sebastian Townes**  
Fr. • F • 6-6 • 240  
Norfolk, Va.  
Norfolk Collegiate School



**Tim O'Shea**  
Head Coach  
Ninth year at Bryant



**Happy Dobbs**  
Associate Head Coach  
Sixth year at Bryant



**Chris Burns**  
Assistant Coach  
Fifth year at Bryant



**Frankie Dobbs**  
Assistant Coach  
Fourth year at Bryant



**Mike Allen**  
Director of Operations  
Second year at Bryant