



SETON HALL



2010-11 MEN'S BASKETBALL GAME NOTES

GAME #28

2010-11 SCHEDULE & RESULTS

NOVEMBER

Fri.	12	at #22 Temple	L, 56-62
Sun.	14	CORNELL (SNY)	W, 92-68
Fri.	19	vs. Alabama^	W, 83-78
Sun.	21	vs. Xavier^ (FCS)	L, 52-57
Mon.	22	vs. Clemson^ (FCS)	L, 58-64 OT
Mon.	29	SAINT PETER'S (SNY)	W, 69-49

DECEMBER

Wed.	8	vs. Arkansas+ (ESPN2)	L, 62-71
Sat.	11	at Massachusetts	W, 104-79
Mon.	13	LONGWOOD (web)	W, 78-51
Sun.	19	NJIT (web)	W, 68-45
Wed.	22	DAYTON (ESPN3.com)	L, 65-69
Sun.	26	RICHMOND (ESPN3.com)	L, 61-69
Tue.	28	USF* (SNY)	W, 64-55
Fri.	31	at Cincinnati* (ESPN2)	L, 53-70

JANUARY

Wed.	5	at Louisville* (ESPNU)	L, 54-73
Sat.	8	#4 SYRACUSE* (SNY)	L, 56-61
Wed.	12	at DePaul* (SNY)	W, 78-67
Sat.	15	at #5 Pittsburgh* (SNY)	L, 53-74
Tue.	18	#23 GEORGETOWN* (SNY)	L, 75-80
Sat.	22	RUTGERS* (SNY)	L, 60-66
Tue.	25	at #9 Syracuse* (SNY)	W, 90-68
Sun.	30	PROVIDENCE* (MSG)	W, 81-71

FEBRUARY

Wed.	2	at #25 West Virginia* (SNY)	L, 44-56
Sat.	5	#6 CONNECTICUT* (ESPNU)	L, 59-61
Sat.	12	at Rutgers* (ESPNU)	W, 69-64
Tue.	15	#15 VILLANOVA* (SNY)	L, 57-60
Sat.	19	at Marquette* (SNY)	L, 64-73
Sat.	26	at Notre Dame* (ESPNU)	7:00 p.m.

MARCH

Thu.	3	ST. JOHN'S* (ESPN/ESPN2)	7:00 p.m.
Sat.	5	MARQUETTE* (MSG)	6:00 p.m.

* - BIG EAST game () - TV

^ - Paradise Jam, U.S. Virgin Islands

+ - SEC/BIG EAST Invitational
at Freedom Hall, Louisville, Ky.

% - BIG EAST Championship, New York, N.Y.

web - www.SHUpirates.com

GAME VITALS

DATE: Saturday, February 26, 2011

TIME: 7:00 p.m. ET

LOCATION: Joyce Center (9,149)
Notre Dame, Ind.

PIRATES' STATUS

RECORD: 11-16, 5-10 AP RANK: NR ESPN/USA RANK: NR BIG EAST STANDING: 12th
The Pirates have dropped their last two games, falling most recently at Marquette, 73-64, on Saturday. Jeremy Hazell scored 23 points and hit four three-pointers, making him the BIG EAST's all-time three-point leader. Earlier this season, Hazell became the fourth player in Seton Hall history to record 2,000 career points. The 6-foot-5 senior leads four players averaging in double-figures for the Pirates with 18.5 points per game and needs just two made three-pointers to become the BIG EAST's all-time leader.

OPPONENT'S STATUS

RECORD: 22-5, 11-4 AP RANK: 9 ESPN/USA RANK: 9 BIG EAST STANDING: 2nd

#9 NOTRE DAME

The Fighting Irish have won eight of their last nine games including a 94-93 victory at Providence on Wednesday. Notre Dame won despite 52 points from the Friars' Marshon Brooks. The Irish's Ben Hansbrough had a team-high 32 points, while Tim Abromaitis added 28 points. Hansbrough leads four players currently averaging in double figures for Notre Dame with an average of 17.9 points per game, third-best in the BIG EAST. The Fighting Irish are a perfect 15-0 at the Joyce Center this season.



GAME MEDIA

TV: ESPN - Beth Mowins & Mike Kelley

RADIO: 77 WABC AM - Dave Popkin & Jon Schaeffer
WSOU 89.5 FM - Pat McCabe & Chris Paizis

WEB: PIRATE SPORTS NETWORK - Live Audio Stream
www.SHUpirates.com



SETON HALL'S PROBABLES

Starters

	NAME	CL.	HT.	PPG	RPG	MPG
F	#15 Herb Pope	Jr.	6-8	10.2	8.4	27.0
F	#32 Jeff Robinson	Sr.	6-6	12.1	6.7	32.2
F	#23 Fuquan Edwin	Fr.	6-6	8.0	3.2	24.6
G	#21 Jeremy Hazell	Sr.	6-5	18.9	3.4	34.4
G	#14 Eniel Polynice	Sr.	6-5	3.7	2.4	16.7

Impact Reserves

	NAME	CL.	HT.	PPG	RPG	MPG
G	#10 Jordan Theodore	Jr.	6-0	10.9	3.1	29.6
F	#33 Patrik Auda	Fr.	6-9	2.9	2.4	14.8
C	#42 Aaron Geramipoor	Fr.	6-11	0.5	1.0	4.9
F	#1 Anali Okoloji	Fr.	6-8	2.2	1.1	3.6

NOTRE DAME'S PROBABLES

Starters

	NAME	CL.	HT.	PPG	RPG	MPG
F	#1 Tyrone Nash	Sr.	6-8	9.7	5.8	28.8
F	#21 Tim Abromaitis	Sr.	6-8	14.6	6.2	33.7
C	#34 Carleton Scott	Sr.	6-7	11.5	7.2	29.9
G	#14 Scott Martin	Sr.	6-8	10.0	5.0	30.3
G	#23 Ben Hansbrough	Sr.	6-3	17.9	3.8	35.0

Impact Reserves

	NAME	CL.	HT.	PPG	RPG	MPG
G	#0 Eric Atkins	Fr.	6-1	6.2	2.0	26.7
F	#45 Jack Cooley	So.	6-9	4.1	3.0	10.5
G	#32 Joey Brooks	So.	6-5	1.7	1.2	8.4

SETON HALL MEN'S BASKETBALL AT #9 NOTRE DAME • FEBRUARY 26, 2011

SETON HALL QUICK FACTS


Location:South Orange, NJ 07079
 Founded:1856
 Enrollment:9,700
 Affiliation:NCAA Division I
 Conference:The BIG EAST
 Nickname:Pirates
 Colors:Blue and White
 University President:Dr. A. Gabriel Esteban
 Director of Athletics:Patrick G. Lyons
 Head Coach:Kevin Willard (Pittsburgh '97) - First Season
 Record at Seton Hall/Years:11-16/First Season
 Career Record/Years:56-65/Three Years
 Office Phone:(973) 761-9070
 Associate Head Coach:Shaheen Holloway (Seton Hall '00)
 Assistant Coaches:Chris Pompey (Pittsburgh '84)
Dan McHale (Kentucky '01)
 Dir. of Basketball Operations:Stephen Sauers (Albany '90)
 Coords. of Basketball Operations:Grant Billmeier (Seton Hall '07)
Casey Stanely (Iona '08)
 Strength & Conditioning Coach:Khyl Farrison (Long Island '04)
 Athletic Trainer:Heather Worthy (Pittsburgh '02)
 Video Assistant:Ryan Whalen (St. Joseph's '08)

2010-11 SETON HALL ROSTER

NO.	NAME	CL	POS	HT	WT	HOMETOWN/PREVIOUS SCHOOL
1	Anali Okoloji	Fr.	F	6-8	220	Brooklyn, N.Y./Impact Academy
10	Jordan Theodore	Jr.	G	6-0	174	Englewood, N.J./Paterson Catholic
14	Eniel Polynice	Sr.	G	6-5	220	Sarasota, Fla./University of Mississippi
15	Herb Pope	Jr.	F	6-8	236	Aliquippa, Pa./New Mexico State Univ.
21	Jeremy Hazell	Sr.	G	6-5	188	Harlem, N.Y./Patterson School (N.C.)
23	Fuquan Edwin	Fr.	G/F	6-6	205	Paterson, N.J./Paterson Catholic
30	Darnell Gatling	Sr.	G	5-9	150	Brooklyn, N.Y./H.S. for Law Enforcement
32	Jeff Robinson	Sr.	F	6-6	230	Trenton, N.J./University of Memphis
33	Patrik Auda	Fr.	F	6-9	225	Brno, Czech Republic/Canarias Basketball Academy
35	Peter Dill	Jr.	G	6-3	200	Long Hill, N.J./Koinonia Academy
42	Aaron Geramipoor	Fr.	C	6-11	225	Manchester, England/Canarias Basketball Academy

WWW.SHUPIRATES.COM

SETON HALL PROBABLE STARTERS




HERB POPE
Forward ♦ 6-8 ♦ 236 ♦ JR
 Led team with 23 points, 10 rebounds and four blocks vs. Providence. Has six double-doubles this season. Second in BIG EAST in rebounding

10.2
PPG

8.4
RPG

1.4
BPG




JEFF ROBINSON
Forward ♦ 6-6 ♦ 230 ♦ SR
 Logged 15 points and 11 rebounds vs. UConn for his fourth double-double of the season. Second-leading scorer with 12.1 points per game.

12.1
PPG

6.7
RPG

0.8
SPG




FUQUAN EDWIN
Guard ♦ 6-6 ♦ 205 ♦ FR
 Tallied 13 points and three blocks in a victory at #9 Syracuse. Named BIG EAST Rookie of the Week on Dec. 20... Had eight points at Marquette.

8.0
PPG

3.2
RPG

1.2
SPG



JEREMY HAZELL
Guard ♦ 6-5 ♦ 188 ♦ SR
 Missed 13 games due to injury. Tallied a game-high 23 points to go with six rebounds at Marquette. Became BIG EAST all-time 3-pt leader.

18.9
PPG

3.4
RPG

2.3
SPG



ENIEL POLYNICE
Guard ♦ 6-5 ♦ 220 ♦ SR
 Transfer from Mississippi. Had nine points and five assists in his third consecutive start at Marquette.

3.7
PPG

2.4
RPG

1.6
APG

MEDIA CREDENTIALS

Credentials for media covering Seton Hall at Walsh Gym, on the University's campus, or at Prudential Center, should be made by visiting our credentialing website at www.sportssystem.com/setonhall. Otherwise please contact Matt Sweeney at (973) 761-9493, by fax (973) 761-9061, or by email to matthew.sweeney@shu.edu for questions. Seton Hall reserves the right to revoke press credentials at any time for any reason.

INTERVIEWS

All requests for player interviews, either in person or via phone, must be arranged through Matt Sweeney in the Athletics Communications Office. Advance notice of at least 24 hours is preferred. Interview requests for Coach Kevin Willard must be made at least 24 hours in advance.

POST-GAME

Seton Hall Coach Kevin Willard will be available in the press lounge for interviews following a post-game cooling off period. The Seton Hall locker room is open to the media, but not until Coach Willard has concluded his post-game press conference. Seton Hall reserves the right to close the locker room to the press at any time for any reason. Should that occur, a separate room will be designated for player interviews.

PIRATE PRONUNCIATIONS

Patrik Auda	OUW-da
Fuquan Edwin	FOO-quan
Aaron Geramipoor	jerr-RAM-uh-poor
Jeremy Hazell	ha-ZELL
Anali Okoloji	ON-uh-lay oh-kuh-LOW-jee
Eniel Polynice	en-EEL POL-uh-neese

SETON HALL CONTACTS

Assistant Athletics Director/Communications:

MATT SWEENEY

E-Mail: matthew.sweeney@shu.edu

Assistant Director of Athletics Communications

JOE MONTEFUSCO

E-Mail: joseph.montefusco@shu.edu

Office Phone: (973) 761-9493

Office Fax: (973) 761-9061

www.SHUPIRATES.com

SETON HALL MEN'S BASKETBALL AT #9 NOTRE DAME • FEBRUARY 26, 2011

MARQUETTE OUTLASTS PIRATES, 73-64

Senior Jeremy Hazell scored a game-high 23 points, but it was not enough as Marquette held on to defeat Seton Hall, 73-64, in Milwaukee on Feb. 19. Both teams shot very well from the field with the Golden Eagles firing at a 55.1% clip, compared to 45.6% for Seton Hall. The Pirates won the turnover battle, 15-to-10, but were out-rebounded, 40-to-22. Seton Hall's 22 boards were a season-low.

BIG EAST THREE-POINTER KING

With his four made three-pointers at Marquette on Feb. 19, senior Jeremy Hazell became the BIG EAST Conference's all-time leader in made three-pointers in conference games. The long-distance bomber currently has 192 career made three-pointers. He is also the all-time attempts leader with 575. Hazell bested Notre Dame's Colin Falls (189), the previous record holder.

TIED WITH DEHERE

Senior Jeremy Hazell is currently tied with Pirates' legend Terry Dehere with 315 career made three-pointers (all games) in Seton Hall history. He is already Seton Hall's all-time leader in three-pointers attempted. Hazell is also the Pirates' single-season leader in both categories.

SETON HALL - NOTRE DAME SERIES

Seton Hall and Notre Dame will face one another for the 25th time in history on Saturday. The Fighting Irish own a 16-8 all-time series lead. Last season, the teams played twice. The Pirates snapped a six-game losing streak against Notre Dame with a 90-87 victory on Feb. 11 at the Prudential Center. The Fighting Irish redeemed themselves, however with a 68-56 victory in the second round of the BIG EAST Championship on March 10.

LAST 10 GAMES (ND, 8-2)

Date	Score	Location
March 10, 2010	Notre Dame 68, SETON HALL 56	New York, N.Y.
Feb. 11, 2010	SETON HALL 90, Notre Dame 87	Newark, N.J.
Jan. 10, 2009	Notre Dame 88, SETON HALL 79	Notre Dame, Ind.
Feb. 6, 2008	Notre Dame 95, SETON HALL 69	Newark, N.J.
Jan. 14, 2007	Notre Dame 88, SETON HALL 76	Notre Dame, Ind.
Feb. 18, 2006	Notre Dame 102, SETON HALL 91	East Rutherford, N.J.
Jan. 5, 2005	Notre Dame 66, SETON HALL 65	East Rutherford, N.J.
Feb. 14, 2004	Notre Dame 71, SETON HALL 68	Notre Dame, Ind.
Feb. 5, 2003	SETON HALL 78, Notre Dame 72	East Rutherford, N.J.
Jan. 12, 2003	Notre Dame 74, SETON HALL 64	Notre Dame, Ind.

SERIES TIDBITS

Total Games: 24
 Series Record: ND, 16-8
 At Prudential Center: 1-1
 Hosted by SHU: 6-6
 Hosted by ND: 1-9
 Neutral: 1-1
 Overtime: 0-0
 One-Point Games: 0-1
 Two-Point Games: 1-2
 Most Points Scored-
 SHU: 91 (2/18/06)
 ND: 102 (2/18/06)
 Largest Victory Margin-
 SHU: 13
 (71-58 on 2/18/82)
 ND: 26
 (95-69 on 2/6/08)
 Longest Win Streak-
 SHU: 2
 (twice)
 ND: 6
 (2/14/04 - 2/11/10)
 Last 10: ND, 8-2
 Last 20: ND, 13-7

LAST MEETING: SETON HALL 90, NOTRE DAME 87 Feb. 11, 2010 • Prudential Center • Newark, N.J.

VISITORS: Seton Hall 19-12																			
##	Player	tot-fg	fg	fga	3-pt	fg	fga	ft	fta	of	de	tot	pf	tp	a	to	blk	s	min
10	THEODORE, Jordan	*	1	9	0	2	3	4	0	1	1	3	5	2	1	2	2		31
15	POPE, Herb	*	4	10	0	1	6	7	3	6	9	4	14	0	2	0	0		29
20	HARVEY, Eugene	*	5	8	0	0	0	0	3	3	1	10	2	1	0	2		37	
21	HAZELL, Jeremy	*	5	16	1	9	4	4	2	3	5	15	1	0	0	0	0		32
32	ROBINSON, Jeff	*	4	8	0	0	1	1	2	1	3	2	9	0	1	1	0		31
02	LAWRENCE, Keon		0	1	0	0	0	0	3	2	5	3	0	1	1	0	0		16
22	JACKSON, Jamel		1	4	1	4	0	0	0	0	0	3	0	0	0	0	0		5
23	MITCHELL, Robert		0	2	0	0	0	0	0	1	1	1	0	0	0	1	0		10
25	HALL, Ferrakohn		0	0	0	0	0	0	1	0	1	1	0	0	0	0	0		4
31	GARCIA, John		0	0	0	0	0	0	0	1	1	1	0	0	0	0	1		5
TEAM			1 1 1																
Totals.....			20	58	2	16	14	16	11	19	30	17	56	6	7	4	5	200	
TOTAL FG%	1st Half: 8-28 28.6%	2nd Half: 12-30 40.0%	Game: 34.5%																
3-Pt. FG%	1st Half: 1-6 16.7%	2nd Half: 1-10 10.0%	Game: 12.5%																
F Throw %	1st Half: 4-4 100%	2nd Half: 10-12 83.3%	Game: 87.5%																
HOME TEAM: Notre Dame 22-10																			
##	Player	tot-fg	fg	fga	3-pt	fg	fga	ft	fta	of	de	tot	pf	tp	a	to	blk	s	min
01	NASH, Tyrone	*	3	6	0	1	4	4	1	5	1	7	1	1	0	0	0		34
03	JACKSON, Tory	*	6	10	1	3	0	1	0	2	2	13	6	1	0	1	0		40
21	ABROMAITIS, Tim	*	3	6	1	2	2	2	2	4	6	3	9	0	1	0	0		27
23	HANSBROUGH, Ben	*	2	9	1	5	2	3	0	3	3	1	7	4	3	1	1		40-
34	SCOTT, Carleton	*	4	6	0	2	0	0	0	7	7	5	8	0	0	1	1		20
20	PEOPLES, Jonathan		2	3	0	0	0	0	0	0	0	1	4	2	2	0	0		12
32	BROOKS, Joey		0	0	0	0	0	0	0	0	0	0	0	0	0	0	0		1
44	HARANGODY, Luke		9	15	0	0	2	4	2	8	10	4	20	0	0	0	1		24
45	COOLEY, Jack		0	0	0	0	0	0	0	0	0	0	0	0	0	0	0		2
TEAM			4 3 7 2																
Totals.....			29	55	3	12	7	14	12	28	40	16	68	13	10	2	4	200	
TOTAL FG%	1st Half: 13-32 40.6%	2nd Half: 16-23 69.6%	Game: 52.7%																
3-Pt. FG%	1st Half: 1-7 14.3%	2nd Half: 2-5 40.0%	Game: 25.0%																
F Throw %	1st Half: 1-4 25.0%	2nd Half: 6-10 60.0%	Game: 50.0%																
Officials: John Cahill, Pat Driscoll, Earl Walton																			
Technical fouls: Seton Hall-None. Notre Dame-None.																			
Attendance: 19375																			
Score by Periods		1st	2nd	Total															
Seton Hall		21	35	56															
Notre Dame		28	40	68															
BIG EAST Championship Presented by New York Life																			

TALE OF THE TAPE

	SHU	UND
Record	11-16	22-5
Conference Record	5-10	11-4
Home Record	6-7	15-0
Road Record	4-6	4-4
Neutral Record	1-3	3-1
Current Streak	L2	W1
Longest Winning Streak	3	8
Longest Losing Streak	3	2
Points/Game	66.9	75.7
Opponent Points/game	65.2	65.9
Field Goal %	.409	.461
Opponent Field Goal %	.418	.413
Three-Point Field Goals	150	204
Free Throw %	.683	.728
Free Throws Made	325	495
Rebounds/Game	36.0	37.1
Opp. Rebounds/game	37.8	32.3
Assists/game	13.4	16.7
Turnovers/game	12.0	10.8
Turnovers Forced/game	14.5	10.7
Blocks/game	3.7	3.7
Steals/game	7.1	4.7



SETON HALL MEN'S BASKETBALL AT #9 NOTRE DAME • FEBRUARY 26, 2011

SETON HALL NAMES LYONS NEW AD

Patrick G. Lyons was named Director of Athletics and Recreational Services at Seton Hall University on Feb. 22. Lyons comes to Seton Hall after spending the last seven years as Iona College's Director of Athletics and established its department as one of the top programs in the Metro Atlantic Athletic Conference. He was the chief administrator for the Gaels' 21 NCAA Division I athletics programs. Lyons is expected to join the Pirates full-time on March 28.

HAZELL EYES THIRD PLACE

Senior Jeremy Hazell needs just seven points to move into third place on Seton Hall's all-time career scoring list. He's already one of only four players in Pirates' history with 2,000 career points and seven more would push him past Greg Tynes (2,059) into third place behind only immortals Terry Dehere (2,494) and Nick Werkman (2,273).

AGAINST THE RANKED

Notre Dame enters Saturday's game ranked #9 in the Associated Press Poll. Seton Hall is 66-218 (.232) all-time against teams ranked in the AP Top-25. The Pirates are 1-7 so far this year against ranked opponents. They were also 1-7 against ranked teams last year.

AGAINST #9

The Pirates are 4-11 all-time against teams ranked #9 in the nation. However, Seton Hall won its last game against a #9 opponent. The Pirates downed #9 Pittsburgh last year, 64-61, on Jan. 24. The last win prior to beating Pitt last year was over #9 Duke in the national semifinal on April 1, 1989.

FANTASTIC FUQUAN

Freshman Fuquan Edwin is having a break-out rookie campaign. He is currently averaging 8.0 points per game, the highest scoring average for a freshman since Jeremy Hazell tallied 12.8 points per game during the 2007-08 season. Edwin's 23 starts are the most for a freshman since Eugene Harvey started all 29 games during the 2006-07 campaign.

#15 VILLANOVA SQUEAKS PAST PIRATES, 60-57

Senior Jeremy Hazell scored a game-high 25 points and just missed a game-tying three-pointer as time expired, giving #15 Villanova a 60-57 win over Seton Hall on Feb. 15. The Pirates were out-shot, 48.8%-to-32.8% for the game from the floor. The only other Pirate in double-figures was Jordan Theodore, who finished with 10 points.

ALL-TIME BIG EAST LEADERS

(Conference games only)

Career 3-Pt Field Goals Made

Player	School	Years	GP	Made
1. JEREMY HAZELL	Seton Hall	2007-pres.	69	192
2. Colin Falls	Notre Dame	2003-07	64	189
3. Gerry McNamara	Syracuse	2002-06	64	183
4. Steve Edwards	Miami	1992-96	72	178
5. Deonta Vaughn	Cincinnati	2006-10	70	172

Career 3-Pt Field Goals Attempted

Player	School	Years	GP	Made
1. JEREMY HAZELL	Seton Hall	2007-pres.	69	575
2. Gerry McNamara	Syracuse	2002-06	64	545
3. Deonta Vaughn	Cincinnati	2006-10	70	514
4. Steve Edwards	Miami	1992-96	72	508
5. Colin Falls	Notre Dame	2003-07	64	466

HEAD COACH KEVIN WILLARD

Career Record: 56-65
At Seton Hall: 11-16
BIG EAST Record: 5-10



Kevin Willard, was named the new head coach of the Seton Hall men's basketball program on March 29, 2010. He becomes the 19th head coach in Seton Hall history and joins the Pirates after three years as head coach of the Iona College men's basketball team. In 2007, he inherited a Gaels team that had won just two games the prior season. Only three seasons later, Willard guided Iona to a 21-10 overall record and was named Metro Atlantic Athletic Conference Coach of the year.

"This is a historic moment for Seton Hall University," said Patrick Hobbs, Seton Hall Dean of the Law School, who has been overseeing the department of athletics since July. "Kevin Willard was our first choice and he is the right man to lead our men's program. On the same day to welcome Hall of Fame legend Anne Donovan to lead our women makes this one of the great days in Seton Hall Athletics history."

During his first year as a head coach, the 2007-08 season, the Gaels finished with 10 more victories than the previous year, one of the top turnarounds in NCAA Div. I. He instilled his foundation of up tempo, aggressive play with an emphasis on having fun playing the game of basketball to his young team.

"I'm really excited about this opportunity," Willard said. "It has been a goal of mine for a long time to have the opportunity to coach in the BIG EAST. It's an honor, considering the caliber of coaches in this conference. There is a great challenge ahead of us, but my staff and I are really looking forward to hitting the ground running and integrating ourselves into the Seton Hall University community."

Prior to the start of his career as a head coach, Willard served the previous six seasons as an assistant and associate head coach at the University of Louisville, where he was mentored by college coaching legend Rick Pitino. Willard also credits his father, Ralph, as one of his coaching influences. Ralph Willard is currently Pitino's associate coach at Louisville, but enjoyed a successful 19-year run as the head coach at Western Kentucky, Pittsburgh and Holy Cross.

"As president, I am thrilled that Seton Hall has in Anne Donovan and Kevin Willard two remarkable head coaches," Monsignor Robert Sheeran said. "Our men's and women's basketball programs are entering a new era, which will bring great student-athletes and renewed winning traditions to the University. In hiring these outstanding coaches, the University has demonstrated our commitment to competing with the best of the best in the toughest conference in the country, the BIG EAST. I look forward to Coach Willard and Coach Donovan leading our basketball teams with skill and commitment on and off the court."

At Louisville, Kevin Willard was responsible for assisting with the Cardinals' game preparations, scouting and preparing game plans. He also served as chief recruiting coordinator.

During his tenure, Louisville was ranked in the Top 25 for five seasons and reached the post season in each of his six years. The squad reached the NCAA Tournament on four occasions including a visit to the 2005 Final Four, the first time in 19 years that the Cardinals had advanced that deep into the post season. In his six seasons at Louisville, the Cardinals posted a phenomenal 142-58 record averaging nearly 24 wins per season.

"We are very pleased to welcome Kevin Willard to the Seton Hall family," said Director of Athletics Joe Quinlan. "His arrival marks a new beginning for our program. He is a man of great character and integrity and one who will provide exemplary leadership to our student-athletes."

Prior to Louisville, Willard worked with Pitino as a coaching associate with the Boston Celtics for four years. His duties with the Celtics included game and practice preparation, scouting and assisting the coaching staff in all basketball matters. He provided advance scouting, video tape breakdowns and assisted with individual workouts prior to games.

Willard was a collegiate basketball point guard, playing his last three years at Pittsburgh. He earned BIG EAST All-Academic honors while appearing in 75 games for the Panthers.

He played his freshman season at Western Kentucky, where he played in the Hilltoppers' backcourt and sank over 40 percent of his three-point goals.

Willard hails from New York, but played his high school basketball at Bowling Green High School (Ky.) while his father was the head coach at Western Kentucky. He earned Second Team All-State honors as a senior and helped his team to a combined 76-15 record in his final three prep seasons.

He is married to the former Julie Wagner and they have two sons, Colin, who was born in August, 2006 and Chase born in June, 2008.

SETON HALL MEN'S BASKETBALL AT #9 NOTRE DAME • FEBRUARY 26, 2011

THE TURNOVER BATTLE

Against Villanova, Seton Hall sported one of its most lopsided turnover battle wins of the year. The Pirates tied a season-high by forcing 22 Wildcats turnovers, but committed only three. For the season, Seton Hall ranks fifth in the BIG EAST in turnover margin at +2.48.

PIRATES WIN AT RUTGERS, 69-64

Seton Hall notched its third BIG EAST road win of the year with a 69-64 victory at Rutgers on Feb. 12. The Pirates shot 50.0% from the field for the game and forced 18 Rutgers turnovers. Jeremy Hazell, Jordan Theodore and Herb Pope all scored in double-figures for The Hall.

2,000 POINTS

With 19 points at Rutgers on Feb. 12, senior Jeremy Hazell joined Terry Dehere, Nick Werkman and Greg Tynes as just the fourth player in Seton Hall history to record 2,000 career points. He becomes the 30th player in BIG EAST Conference history to reach the milestone. Hazell accomplishes the feat despite missing 13 games earlier this season to injury.

EFFICIENT THEODORE

Junior Jordan Theodore had a strong all-around game at Rutgers on Feb. 12. The point guard came off the bench to record 18 points on 7-for-9 shooting, including 3-for-5 from three-point range. Theodore also grabbed four rebounds and dished out six assists with no turnovers.

VISIT WWW.SHUPIRATES.COM

RAC DOMINANCE

Seton Hall's 69-64 victory at Rutgers on Feb. 12 was its fourth straight win at the Rutgers Athletic Center. Four individuals associated with the Seton Hall program have sported perfect 4-0 records at the facility, senior player Jeremy Hazell and senior managers Brian Burke, Sean Drury and Adam Satz.

PLAYERS DISMISSED

Head coach Kevin Willard announced on Feb. 12 that seniors Jamel Jackson and Keon Lawrence were dismissed from the men's basketball team effective immediately. The decision was made due to a violation of team rules and an ongoing pattern of conduct unbecoming of a representative of Seton Hall athletics.

#6 CONNECTICUT EDGES PIRATES, 61-59

Playing its sixth nationally-ranked opponent in nine games, Seton Hall gave #6 Connecticut all it could handle before being edge, 61-59, on Feb. 5. The Pirates out-rebounded the Huskies, 42-to-33, but couldn't hold on to a 14-point lead with just under 14 minutes remaining. Both Jeremy Hazell and Jeff Robinson recorded double-doubles.

DEFENSE RULES; TEAMS COMBINE FOR 100 POINTS

The Pirates were held to just 17 first half points and eventually fell at #25 West Virginia, 56-44, in a defensive battle, Wednesday. Senior Jeff Robinson led the team with nine points. Junior Herb Pope had eight points and a team-high seven rebounds. Seton Hall used a 15-2 run late to pull to within nine, but would get no closer.

LAST GAME: MARQUETTE 73, SETON HALL 64 (F) February 26, 2011 • Bradley Center • Milwaukee, Wis.

Official Basketball Box Score -- Game Totals -- Final Statistics																
Seton Hall vs Marquette																
2/19/11 8 p.m. at Bradley Center - Milwaukee, Wis.																
VISITORS: Seton Hall 11-16, 5-10 BE																
##	Player	tot-fg			3-pt			rebounds			pf	tp	a	tobk	s	min
		fg	fga	fg%	fg	fga	fg%	of	de	tot						
15	POPE, Herb	f	3	5	0	0	0	1	0	2	2	5	6	0	0	15
23	EDWIN, Fuquan	f	4	9	0	1	0	1	0	0	0	4	8	1	0	19
32	ROBINSON, Jeff	f	5	11	1	4	0	0	2	3	5	2	11	1	0	39
14	POLYNICE, Eniel	g	3	5	0	0	3	3	0	2	2	3	9	5	4	28
21	HAZELL, Jeremy	g	8	18	4	12	3	4	1	5	6	1	23	2	0	38
10	THEODORE, Jordan	g	1	5	0	1	0	2	0	2	2	2	6	3	0	34
33	AUDA, Patrik	g	1	2	1	2	0	0	1	0	1	5	3	0	1	18
42	GERAMIPOOR, Aaron	g	1	2	0	0	0	0	2	1	3	1	2	0	1	9
TEAM																
Totals.....		26	57	6	20	6	11	7	15	22	23	64	15	10	2	200
TOTAL FG%		1st Half: 14-28 50.0%		2nd Half: 12-29 41.4%		Game: 45.6%		DEADBALL								
3-Pt. FG%		1st Half: 3-10 30.0%		2nd Half: 3-10 30.0%		Game: 30.0%		REBOUNDS								
F Throw %		1st Half: 1-2 50.0%		2nd Half: 5-9 55.6%		Game: 54.5%		1,1								
HOME TEAM: Marquette 16-11, 7-7 BE																
##	Player	tot-fg			3-pt			rebounds			pf	tp	a	tobk	s	min
		fg	fga	fg%	fg	fga	fg%	of	de	tot						
21	FULCE, Joseph	f	0	2	0	1	0	0	0	5	5	2	0	0	1	12
33	BUTLER, Jimmy	f	7	9	0	0	2	2	2	1	3	0	16	1	0	38
42	OTULE, Chris	c	5	5	0	0	0	5	4	4	8	4	10	0	2	20
01	JOHNSON-ODOM, Dariusg	g	4	11	2	5	3	5	1	1	2	3	13	3	0	32
05	CADOUGAN, Junior	g	2	3	0	1	0	0	0	1	1	1	4	5	3	18
02	BLUE, Vander	g	0	0	0	0	0	0	1	0	1	0	0	1	3	6
23	BUYCKS, Dwight	g	4	6	1	2	2	2	0	4	4	1	11	5	0	31
32	CROWDER, Jae	g	4	9	0	3	4	6	1	8	9	1	12	1	1	32
54	GARDNER, Davante	g	1	4	0	0	5	6	3	3	6	2	7	2	0	11
TEAM																
Totals.....		27	49	3	12	16	26	12	28	40	14	73	18	15	3	200
TOTAL FG%		1st Half: 16-29 55.2%		2nd Half: 11-20 55.0%		Game: 55.1%		DEADBALL								
3-Pt. FG%		1st Half: 2-9 22.2%		2nd Half: 1-3 33.3%		Game: 25.0%		REBOUNDS								
F Throw %		1st Half: 2-10 20.0%		2nd Half: 14-16 87.5%		Game: 61.5%		4								
Officials: Pat Driscoll, Michael Stephens, Chris Beaver																
Technical fouls: Seton Hall-None. Marquette-None.																
Attendance: 18436																
Score by Periods				1st	2nd	Total										
Seton Hall				32	32	64										
Marquette				36	37	73										

MILWAUKEE, WIS. – Senior Jeremy Hazell (Harlem, N.Y.) scored a game-high 23 points, but it was not enough as the Seton Hall men's basketball team fell at Marquette, 73-64, on Saturday.

Hazell connected on four of 10 shots from three-point range, and in doing so, became the BIG EAST's all-time leader in career three-pointers made.

Senior Jeff Robinson (Trenton, N.J.) was the only other Pirate in double-figures. He finished with 11 points.

The first half was very evenly matched with neither team grabbing more than a four-point lead. Junior Jordan Theodore (Englewood, N.J.) found Robinson under the basket for a layup to give Seton Hall its first lead of the game at 11-10 with 13:57 left in the first half.

With the Pirates leading 16-14, Marquette's Jimmy Butler hit a three-pointer with 11:34 to go before halftime to put the Golden Eagles back in front.

Robinson hit a jumper to give Seton Hall its largest lead of the first half, 29-24, but Marquette would score the next five points to tie the game at 29 with 4:30 left in the first. Freshman Patrik Auda (Brno, Czech Republic) hit a three-pointer to put the Pirates back in front, 32-29, but the Golden Eagles would finish the half on a 7-0 run and take a 36-32 lead into halftime.

Both teams shot incredibly well in the first half. Marquette was 55.2% from the floor, while the Pirates shot 50.0%. Both Seton Hall's Jeremy Hazell and Marquette's Chris Otule led their teams with 10 first half points apiece.

Marquette's Jimmy Butler scored to give Marquette a 46-38 lead with 13:42 remaining, but Seton Hall would chip away and a jumper by Fuquan Edwin (Paterson, N.J.) with 11:45 to go pulled the Pirates to within three, at 48-45. The Golden Eagles however, would go on a 12-2 run to give them a 60-47 lead with 6:43 remaining in regulation. During the run, Seton Hall's Herb Pope (Aliquippa, Pa.) fouled out.

The Golden Eagles' lead would grow to as many as 16 points with 5:01 remaining and the Pirates wouldn't come closer than nine points the rest of the way.

Marquette shot 55.1% from the field for the game, while Seton Hall shot 45.6%.

Five players scored in double-figures for the Golden Eagles. Jimmy Butler led the team with 16 points.

SETON HALL MEN'S BASKETBALL AT #9 NOTRE DAME • FEBRUARY 26, 2011

STARTING LINEUP RECORDS

The Pirates have floored nine starting lineups so far this season. Below is the team record for each lineup.

Pope-Robinson-Edwin-Hazell-Theodore	3-4
Pope-Robinson-Edwin-Jackson-Theodore	3-3
Pope-Robinson-Edwin-Lawrence-Theodore	1-3
Pope-Robinson-Edwin-Hazell-Polynice	1-2
Pope-Robinson-Hazell-Lawrence-Theodore	0-2
Pope-Robinson-Auda-Edwin-Polynice	1-0
Pope-Robinson-Polynice-Hazell-Theodore	1-0
Hall-Robinson-Edwin-Jackson-Theodore	1-0
Pope-Robinson-Polynice-Jackson-Theodore	0-1
Hall-Robinson-Edwin-Lawrence-Theodore	0-1

STOUT DEFENSE

Despite the loss, Seton Hall's defense held 25th-ranked West Virginia to just 56 points on Feb. 2. It's the second-lowest point total allowed to a BIG EAST opponent this year (USF - 55). Furthermore, the Pirates won the turnover battle, 14-to-11, and held the Mountaineers to just two field goals over the game's final 11:50.

EMERGING AUDA

Playing in his second game since returning from an injured foot, freshman Patrik Auda had a strong game off the bench. He scored five points, including a three-pointer, grabbed four rebounds and collected a steal in 19 minutes of action.

DOUBLE DUTY

For the second time this season, two Seton Hall players recorded a double-double against #6 Connecticut on Feb. 5. Senior Jeremy Hazell scored 20 points and grabbed a season-high 11 rebounds, while senior Jeff Robinson scored 15 points and added 11 rebounds. It was Robinson's fourth double-double of the year and Hazell's first.

PIRATES POUND PROVIDENCE, 81-71

Seton Hall won its second straight game with an 81-71 victory over Providence at the Prudential Center on Jan. 30. It marked the second straight game that the Pirates had five players who scored in double-figures, and for a second straight game, Seton Hall never trailed in the contest. The Pirates defense forced 19 Friars turnovers and held Providence to just 23 first half points.

FRONTCOURT DELIVERS

Seton Hall's frontcourt duo of Herb Pope and Jeff Robinson continued its strong play vs. Providence on Jan. 30. Pope and Robinson combined for 43 of the Pirates' 81 points. Both were efficient as well as Pope was 9-for-15 from the floor, while Robinson was 9-for-16 including a pair of made three-pointers.

HAZELL'S HONOR ROLL

Senior Jeremy Hazell was named to the BIG EAST Conference Men's Basketball Weekly Honor Roll on Jan. 31. Hazell averaged 19.0 points, 6.5 rebounds and 5.0 assists in week that saw Seton Hall go 2-0. Playing in only his fifth game since returning from a broken wrist, Hazell tied his season-high with a game-high 28 points in the Pirates' 90-68 shocking upset at #9 Syracuse last Tuesday. He was 5-for-10 from three-point range and pulled down a season-high nine rebounds.

BY THE NUMBERS

SETON HALL'S RECORD...

at home	6-7
on the road	4-6
at neutral site	1-3
in overtime games	0-1
in November	3-3
in December	4-4
in January	3-5
in February	1-4
in March	0-0
in afternoon games	2-3
in night games	9-13
in white jerseys	7-8
in blue jerseys	3-6
in black jerseys	1-2
when scoring the game's first field goal	8-8
when leading at halftime	10-3
when trailing at halftime	1-12
when tied at halftime	0-1
when out-rebounding the opponent	8-5
when being out-rebounded	2-11
when tied with opponent in rebounds	1-0
when out-shooting the opponent	10-2
when out-shot by the opponent	1-14
when shooting same as opponent	0-0
when shooting less than 30%	0-3
when shooting 30-39%	0-9
when shooting 40-49%	5-4
when shooting 50% or better	6-0
when scoring less than 60 points	0-10
when scoring 60-69 points	4-5
when scoring 70-79 points	2-1
when scoring 80 or more points	5-0
when opponents score less than 50	2-0
when opponents score 50-59	2-2
when opponents score 60-69	4-8
when opponents score 70-79	3-5
when opponents score 80 or more	0-1
in games decided in OT or by 0-5 points	2-7
in games decided by 6-10 points	2-5
in games decided by 11-15 points	1-1
in games decided by 16+ points	6-3
when commits fewer turnovers than opponent	7-10
when commits more turnovers than opponent	3-6
when commits equal turnovers	1-0
when shooting more free throws than opponent	7-6
when opponent shoots more free throws	3-10
when shooting equal amount of free throws	1-0
when attempting fewer three-pointers	4-4
when attempting more three-pointers	6-12
when attempting same number of three-pointers	1-0
when bench outscores opponents'	7-4
when outscored by opponents' bench	4-11
when bench scoring is tied	0-1
when three or more players score 10+ points	9-8

SETON HALL MEN'S BASKETBALL AT #9 NOTRE DAME • FEBRUARY 26, 2011

A PAPAL PERFORMANCE

Continuing in his long journey back from a health scare last spring, junior Herb Pope had another monster game vs. Providence on Jan. 30. The 6-foot-8 power forward scored a season-high with a game-best 23 points on 9-for-15 shooting from the floor. Pope was also 5-for-7 from the free throw line and collected a team-best 10 rebounds for his sixth double-double of the season and 19 of his career. He also blocked four shots.

PIRATES UPSET #9 SYRACUSE, 90-68

All five starters scored in double-figures as the Seton Hall men's basketball team upset #9 Syracuse, 90-68, at the Carrier Dome on Tuesday. It marked only the fifth time in history that the Pirates had won at the Dome and snapped a five-game losing streak in the series to Syracuse. Seton Hall dominated from the start, jumping out to a 10-2 lead to begin the game. The Pirates shot 54.1%, compared to 36.1% for Syracuse, and led by as many as 27 points in the game's closing minutes. Seton Hall also out-rebounded the Orange for the second time this season.

THEODORE FILLS BOX SCORE

Jordan Theodore had a strong all-around game at Syracuse on Jan. 25. The 6-foot point guard scored 19 points on 7-for-10 shooting, grabbed six rebounds and dished out seven assists.

HAZELL LEADS WAY

Senior Jeremy Hazell, playing in only his fifth game since returning from a broken wrist, tied his season-high with 28 points and added a team-high nine rebounds in an upset victory at Syracuse on Jan. 25. Hazell also dished out four assists and recorded four steals in the win.

BEATING RANKED TEAMS

Seton Hall's victory at Syracuse on Jan. 25 was its first over a ranked opponent this season and only its fifth in the last five years. The Pirates' last win over a ranked opponent came last season when they defeated #9 Pittsburgh, 64-61, at Prudential Center. The last time Seton Hall defeated a Top-10 team on the road was on March 3, 2006, a 65-61 victory at #8 Pittsburgh.

PIRATES FALL TO RUTGERS, 66-60

Despite another strong effort from the Pirates' frontcourt, Seton Hall fell to Rutgers, 66-60, at the Prudential Center on Jan. 22. The Pirates were beaten on the glass, 44-to-38, and were out-shot 47.2%-to-33.8%. Herb Pope and Jeff Robinson combined for 27 points and 24 rebounds.

500/500 CLUB

With nine rebounds against Georgetown on Jan. 18, junior Herb Pope became the 34th player in Seton Hall history to record 500 career points and 500 career rebounds. Prior to Pope, John Garcia became the most recent player to join the list (2009-10).

SETON HALL TOP-10

All-Time Career 3-Pt Field Goals Made

	Player	Years	Made
1.	Terry Dehere	1989-93	315
	JEREMY HAZELL	2007-Present	315
3.	Darius Lane	1999-02	273
4.	Andre Barrett	2000-04	244
5.	Jamar Nutter	2004-08	219
6.	Levell Sanders	1994-98	205
7.	Shaheen Holloway	1996-00	185
8.	Arturas Karnishovas	1990-94	184
9.	Donnell Williams	1994-98	178
10.	Rimas Kaukenas	1996-00	141

#23 GEORGETOWN EDGES PIRATES, 80-75

Seton Hall led by as many as seven points in the second half, but a late flurry guided #23 Georgetown to an 80-75 win on Jan. 18. Preseason BIG EAST Player of the Year Austin Freeman scored a game-high 28 points on 10-of-13 shooting. Senior Jeff Robinson led the Pirates with 21 points, shooting 9-of-13 from the field while grabbing seven boards. Junior Jordan Theodore had 17 points, six assists and no turnovers in 35 minutes of action.

POPE'S SEASON-HIGHS

Junior Herb Pope scored a season-high 15 points at DePaul. In a strong all-around game, he also grabbed six rebounds and dished out a season-high five assists in only 23 minutes.

#5 PITTSBURGH DOWNS PIRATES, 74-53

Seton Hall fell to fifth-ranked Pittsburgh, 74-53, on Jan. 15. It marked the homecoming for Herb Pope, who grew up in nearby Aliquippa, Pa., and head coach Kevin Willard, who is a University of Pittsburgh graduate. Although the Pirates were barely edged in shooting percentage, 41.7%-to-41.2%, they were badly beaten on the glass, 51-to-27.

POPE'S RETURN TO PITT

Junior Herb Pope had a strong return to his hometown. The 6-foot-8 power forward recorded his fourth double-double of the season with 15 points, 10 rebounds and a career-high six blocked shots.

BLOCK PARTY

Seton Hall blocked a season-high 11 shots at Pittsburgh on Jan. 15. Junior Herb Pope blocked a career-high six shots. Senior Jeff Robinson blocked a career-high three shots. Senior Eniel Polynice blocked a pair of shots as well.

PIRATES GET FIRST ROAD BIG EAST WIN

Seton Hall won their first BIG EAST road game of the season with a 78-67 victory at DePaul on Wednesday. The Pirates shot a blistering 58.5% from the field, compared to just 38.5% for DePaul. Seton Hall also out-rebounded the Blue Demons, 39-to-31.

THE CAPTAIN RETURNS

After missing nearly two months with a broken left wrist, senior Jeremy Hazell returned to the court at DePaul on Jan. 12. The 6-foot-5 guard scored a game-high 23 points on 10-for-17 shooting in 30 minutes of action off the bench.



SETON HALL MEN'S BASKETBALL AT #9 NOTRE DAME • FEBRUARY 26, 2011

500 FOR ROBINSON

With eight points at DePaul on Jan. 12, senior Jeff Robinson became the 108th player in Seton Hall history to record 500 career points. Earlier this season, Jordan Theodore and Herb Pope became the 106th and 107th players respectively.

UPSET FALLS SHORT VS. #4 SYRACUSE, 61-56

The Pirates gave fourth-ranked and undefeated Syracuse all it could handle on Jan. 8, but alas fell to the Orange, 61-56, at Prudential Center. In a strong defensive effort, Seton Hall trailed by only one point at halftime and held Syracuse to just 20 first half points. The Pirates out-rebounded the Orange, 44-to-32, for the game.

ROBINSON'S RULE

Senior Jeff Robinson saved his best game of the season to date for #4 Syracuse on Jan. 8. The 6-foot-6 forward tied a season-high with 17 points and tied his career-high with 14 rebounds. It was his fifth career double-double.

POPE DOMINATES POST

Junior Herb Pope played arguably his best game in a Seton Hall uniform vs. #4 Syracuse on Jan. 8. The 6-foot-8 forward scored a season-high 14 points and dominated the glass, pulling down a career-high tying 20 rebounds. Pope's nine offensive boards were more than Syracuse had as a team (seven). Additionally, he tied a career-high with four steals.

ASTOUNDING REBOUNDING

Junior Herb Pope grabbed 20 rebounds, while senior Jeff Robinson pulled down 14 rebounds in a 61-56 loss to #4 Syracuse on Jan. 8. Their combined effort out-rebounded the entire Syracuse team, 34-to-32.

GERAMIPOOR BACK

Freshman Aaron Geramipoor made his career debut vs. #4 Syracuse on Jan. 8. The Manchester, England native had missed the team's first 15 games due to Mononucleosis. Geramipoor played just one minute, but did use his 6-foot-11 frame to grab one rebound.

500 FOR POPE

With 14 points against Syracuse on Jan. 8, junior Herb Pope became the 107th player in Seton Hall history to record 500 career points. Earlier this season, Jordan Theodore became the 106th player to join the list.

LOUISVILLE DOWNS PIRATES, 73-54

Freshman Fuquan Edwin scored a career-high 18 points, but it was not enough as the Pirates fell at Louisville, 73-54 on Jan. 5. Seton Hall couldn't rebound from a 24-2 hole to start the game and shot a season-low 29.0% from the field. Jeff Robinson also scored in double-figures (14 points).

FRONTCOURT FODDER

Both Herb Pope and Jeff Robinson recorded double-doubles vs. #4 Syracuse on Jan. 8. It marked the first time that two Pirates had accomplished the feat in the same game since Pope and Robinson did so last season at Rutgers (3/4/10). In that game, Pope scored 22 points and pulled down 18 rebounds. Robinson scored 16 points and grabbed 14 boards.

ASSOCIATED PRESS

TOP-25

(as of 2/21/11)

1. Duke (35)
2. Ohio State (10)
3. Kansas (5)
4. **PITTSBURGH (12)**
5. Texas (1)
6. San Diego State
7. Brigham Young (2)
8. Purdue
9. **NOTRE DAME**
10. Arizona
11. **GEORGETOWN**
12. Wisconsin
13. Florida
14. **CONNECTICUT**
15. **VILLANOVA**
16. **LOUISVILLE**
17. **SYRACUSE**
18. Vanderbilt
19. North Carolina
20. Missouri
21. Texas A&M
22. Kentucky
23. **ST. JOHN'S**
24. Temple
25. Xavier

Others receiving votes:

Utah State 97, George Mason 51, **WEST VIRGINIA 42**, Alabama 15, Florida State 4, UNLV 2, Washington 2, Belmont 1, Harvard 1, UCLA 1.

ESPN/USA TODAY

TOP-25

(as of 2/21/11)

1. Duke (19)
2. Kansas (1)
3. Ohio State (4)
4. San Diego State (3)
5. Texas
6. **PITTSBURGH (4)**
7. Brigham Young
8. Purdue
9. **NOTRE DAME**
10. Arizona
11. **GEORGETOWN**
12. Wisconsin
13. Florida
14. **VILLANOVA**
15. **CONNECTICUT**
16. **LOUISVILLE**
17. Texas A&M
18. Vanderbilt
19. North Carolina
20. **SYRACUSE**
21. Missouri
22. Kentucky
23. Utah State
24. Temple
25. **ST. JOHN'S**

Others receiving votes:

George Mason 55, Xavier 18, Washington 6, UCLA 5, Valparaiso 3, Coastal Carolina 2, **WEST VIRGINIA 1**, Saint Mary's 1.

PIRATES DROP FIRST BIG EAST GAME

Senior Keon Lawrence scored a career-high 15 points, but the Seton Hall offense went cold late in the second half and the Pirates suffered their first BIG EAST loss at the hands of Cincinnati, 70-53, on New Year's Eve. Seton Hall shot 33.3% from the floor for the game and was out-rebounded 34-to-26.

POPE IMPROVING FROM LINE

Junior Herb Pope set career-highs with eight free-throws made and 12 free-throws attempted at Cincinnati on New Year's Eve. He was 4-for-6 from the line in the prior game vs. USF. Pope was 4-for-5 from the line vs. #4 Syracuse.



SETON HALL MEN'S BASKETBALL AT #9 NOTRE DAME • FEBRUARY 26, 2011

POPE PICKING UP PLAY

Junior Herb Pope posted his second double-double of the season with 12 points and 13 rebounds vs. USF on Dec. 28. It marked the fourth time in five games that he has pulled down double-digit rebounds. Currently, he's averaging 8.4 rebounds per game, third-best in the BIG EAST.

PIRATES OPEN BIG EAST PLAY WITH WIN

Five players scored in double-figures as the Pirates picked up a 64-55 victory over USF in its BIG EAST opener on Dec. 28. The Pirates were led by senior Jeff Robinson, who scored a game-high 15 points. Although there were 10 ties in the first half, there were none in the second as the Pirates expanded their two-point halftime lead into a nine-point victory. Seton Hall out-shot, out-rebounded and forced more turnovers than USF.

PIRATES FALL TO RICHMOND, 69-61

Seton Hall played another strong first half, and led at halftime 35-30, but could not hold off Richmond in the second half and fell, 69-61, on Dec. 26. Seton Hall shot a blistering 57.1% in the first half from the floor, but only 25.0% in the second frame. The Pirates out-rebounded the Spiders, 40-to-33.

DOUBLING UP

Senior Jeff Robinson notched his second double-double of the 2010-11 season with a season-high 17 points and 10 rebounds vs. Richmond on Dec. 26. The 6-foot-6 forward was an efficient 7-for-10 from the field and also dished out two assists in 37 minutes of action. Robinson is now averaging 12.1 points and 6.7 rebounds per game.

DAYTON RALLIES TO EDGE SHU, 69-65

Seton Hall dropped a 69-65 decision to Dayton on Dec. 22. The Pirates led by 14 at the intermission, but the Flyers used a 13-0 run in the second half to rally and edge Seton Hall for the four-point win. It what may be been Seton Hall's best first half of the year, the Pirates shot 50.0% and held Dayton to just 27.8%.

FIRST TEAM FOR HAZELL

Senior Jeremy Hazell was named to the 2010-11 Preseason All-BIG EAST First Team. A two-time All-BIG EAST honoree, Hazell is the conference's active leader in points, ppg, three-pointers made, steals and steals average.

HOLLOWAY RETURNS

Seton Hall legend Shaheen Holloway returns this year as the Pirates' Associate Head Coach for his third stint with the Seton Hall men's basketball team. A three-time All-BIG EAST performer, he's the Pirates' all-time leader in assists and captained the 2000 team to a birth in the NCAA Sweet-16 as a senior. After graduation, Holloway played professionally in Europe before returning to Seton Hall for one year in 2006 as a member the men's basketball staff. In 2007, he joined Kevin Willard's staff as an assistant coach at Iona College where he has remained for the last three seasons.



PIRATES DROP NJIT, 68-45

Seton Hall won its third straight game with a 68-45 victory over NJIT on Dec. 19. Freshman Fuquan Edwin led the Pirates in scoring for a second straight game with 14 points on 6-of-10 shooting and tied a career-high with nine rebounds. Seton Hall shot 50 percent from the field, while limiting NJIT to 30.4 percent and held a 21-7 edge in bench scoring.

EDWIN NAMED TOP ROOKIE

Freshman Fuquan Edwin was named BIG EAST Rookie of the Week on Dec. 20 after helping Seton Hall to a pair of victories the prior week. The 6-foot-6 forward averaged 15.5 points, 9.0 rebounds and 3.0 steals vs. Longwood and NJIT. It is the first Rookie of the Week award for a Pirate since Jeremy Hazell earned the distinction on Jan. 21, 2008. Edwin has started 23 of the team's first 27 games this season.

BETTER TO GIVE THAN TO RECEIVE

Junior Jordan Theodore dished out a career-high 10 assists in Seton Hall's victory over NJIT on Dec. 19. He notched his career-high in just 23 minutes and turned the ball over only twice. With a 4.4 assists per game average, Theodore currently ranks 10th in the BIG EAST.

AIR JORDAN

Point guard Jordan Theodore had arguably his best career game vs. Arkansas. The 6-foot junior scored a career-high 24 points and was a perfect 7-for-7 from the free-throw line.

PIRATES SHUT DOWN LONGWOOD, 78-51

Seton Hall notched its second straight easy victory with a 78-51 victory over Longwood on Dec. 13. With the win, the Pirates improve to a perfect 3-0 at the Prudential Center this season. Three Pirates scored in double-figures, Fuquan Edwin, Jordan Theodore and Jeff Robinson, who scored 17, 17 and 15 points respectively.

THEODORE NAMED TO HONOR ROLL

Junior Jordan Theodore was named to the BIG EAST Conference Men's Basketball Weekly Honor Roll on Dec. 13. Theodore averaged 20.5 points, 2.5 rebounds and 6.5 assists in week that saw Seton Hall go 1-1. Theodore scored a game-high and career-high 24 points in a 71-62 loss to Arkansas last Wednesday. In the Pirates' 104-79 victory at UMass, Theodore again led the team with 17 points. He also tied a career-high with eight assists and was 5-for-6 from the free throw line in just 23 minutes of action.

HAZELL SHOT

Injured All-America candidate Jeremy Hazell fell victim to an attempted robbery. Hazell, who has been out since Nov. 19 with a broken left wrist, was shot below his right arm on Christmas and spent the night at St. Lukes Hospital. Hazell has already rejoined the team.

EFFICIENT EDWIN

After scoring a career-best 13 points at UMass, Edwin responded with 17 points and a career-high nine rebounds vs. Longwood on Dec. 13. Edwin also recorded three steals and played a career-best 34 minutes.

SETON HALL MEN'S BASKETBALL AT #9 NOTRE DAME - FEBRUARY 26, 2011

FIRST DOUBLE-DOUBLE FOR POPE

Junior Herb Pope logged his first double-double of the 2010-11 season at UMass with 11 points and 13 rebounds. He also tied a career-high with five blocks. Pope entered the season as the BIG EAST active leader in double-doubles. He recorded a team-best 13 last season.

PIRATES ROUT UMASS

Seven players scored in double-figures as Seton Hall used a balanced offensive attack to rout Massachusetts, 104-79, in Amherst on Dec. 12. The Pirates led by 13 at the half and shot 73.1% from the floor in the second half to cruise to their first true road victory of the Kevin Willard era. Junior Jordan Theodore had his second straight strong performance with a team-leading 17 points and a career-high tying eight assists in just 23 minutes. Ferrakohn Hall, Fuquan Edwin and Patrik Auda all logged career-highs in scoring with 15, 13 and 10 points respectively.

ONLY NICK WERKMAN

If Jeremy Hazell can average at least 20 points per game this season, he'll join only Nick Werkman as Pirates who have averaged at least 20 points per game in three different seasons. Currently, Hazell is one of just five Pirates (Werkman, Greg Tynes, Ken House and Dick Gaines) to have averaged at least 20 points per game for two seasons.

HOT SHOTS

After struggling to find offense in the absence of leading-scorer Jeremy Hazell for its first four games without the All-America candidate, Seton Hall's offense broke out in a big way at UMass. The Pirates scored 104 points and nine players scored six or more points. As a team, Seton Hall shot 60.0% (36-for-60) from the floor for the game marking the first time since Nov. 27, 2000 that the Pirates shot 60% or better. Even more impressive was Seton Hall's 73.1% from the floor in the second half. The Pirates were also 21-for-25 from the free-throw line and 11-for-22 from behind the three-point arc.

SEVEN IN DOUBLE-FIGURES

Seton Hall had seven players score in double-figures vs. UMass. Additionally, Keon Lawrence fell one point shy of being the eighth player in the game to score in double-figures. In the 27 seasons that this statistic has been kept at Seton Hall, no Pirates' squad had ever had seven players score in double-figures in the same game.

CZECH-MATE

Freshman Patrik Auda (Brno, Czech Republic) helped seal the Pirates victory at UMass with a pair of three-point plays in the span of 1:30 early in the second half. His second three-point play pushed the Seton Hall lead to 14 points. For the game, Auda scored a career-high 10 points, grabbed three rebounds, recorded two steals and was a perfect 4-for-4 from the free-throw line.

LAST TIME OUT...

THE LAST TIME A SETON HALL PLAYER HAD:

30 points or more:	35, Jeremy Hazell vs. Notre Dame (2/11/10)
40 points or more:	41, Jeremy Hazell vs. West Virginia (12/26/09)
50 points or more:	52, Nick Werkman vs. Scranton (1/29/64)
15 rebounds or more:	16, Herb Pope vs. Rutgers (1/22/11)
20 rebounds or more:	20, Herb Pope vs. Syracuse (1/8/11)
10 assists or more:	10, Jordan Theodore vs. NJIT (12/19/10)
5 steals or more:	6, Eugene Harvey vs. Pittsburgh (1/24/10)
5 blocks or more:	5, Herb Pope at Pittsburgh (1/15/11)
10 blocks or more:	10, Eddie Griffin vs. Norfolk State (12/4/06)
Double-double (pts./rebs.):	Jeremy Hazell vs. Connecticut (2/5/11) 20 points/11 rebounds
	Jeff Robinson vs. Connecticut (2/5/11) 15 points/11 rebounds
Double-double (pts./assts.):	Eugene Harvey vs. Hartford (12/3/09) 11 points/14 assists
Triple-double:	Eddie Griffin vs. Norfolk State (12/4/00) 21 points, 12 rebounds, 10 blocks

THE LAST TIME SETON HALL:

Scored 100 points:	104 at UMass (12/11/10)
Allowed 100 points:	106 vs. Providence (3/9/10)
Scored less than 50 points:	44 at West Virginia (2/2/11)
Allowed less than 50 points:	45 vs. NJIT (12/19/10)
Scored less than 20 points in a half:	17 (first half) at West Virginia (2/2/11)
Shot 60 percent or better:	.600 at UMass (12/11/10)
Shot 30 percent or lower:	.295 at West Virginia (2/2/11)
Held an opponent below 30 percent:	.293 vs. UMass (12/7/09)
Grabbed 50 or more rebounds:	56 at Rutgers (3/4/10)
Grabbed 60 or more rebounds:	62 vs. Iona (12/27/01)
Committed less than 10 turnovers:	7 vs. Villanova (2/15/11)
Committed 25 turnovers or more:	26 vs. St. John's (3/7/01)
Forced 25 turnovers or more:	33 vs. James Madison (12/22/07)
Did not make a 3-point field goal:	vs. Georgetown, 0-for-13 (1/25/09) - 71 games
Held an opponent w/o a 3-point field goal:	vs. Connecticut, 0-for-6 (1/17/05)
Did not have a player with 10+ points:	56-44 loss at West Virginia (2/2/11)
Had five players in double-figures:	vs. Providence (1/30/11) Herb Pope (23), Jeff Robinson (20), Jordan Theodore (11), Jeremy Hazell (10), Keon Lawrence (10)
Had two or more players score 20 points:	vs. Providence (1/30/11) Pope (23), Robinson (20)
Had two or more players score 30 points:	vs. VMI (12/12/09) Jackson (40), Hazell (33)
Won in overtime:	at Cincinnati (67-63, 3/7/09)
Lost in overtime:	vs. Clemson (64-58, 11/22/10)
Erased a 20-point-plus deficit and won:	23 vs. Robert Morris (11/18/07)

SETON HALL MEN'S BASKETBALL AT #9 NOTRE DAME • FEBRUARY 26, 2011

BIG EAST CONFERENCE 2010-11 STANDINGS

(Through 2/23/11)

	BIG EAST	OVERALL
#4 Pittsburgh	12-2	24-3
#9 Notre Dame	11-4	22-5
#16 Louisville	10-5	21-7
#23 St. John's	10-5	18-9
#11 Georgetown	10-6	21-7
#17 Syracuse	10-6	23-6
#15 Villanova	9-6	21-7
Cincinnati	9-6	22-6
West Virginia	8-6	17-9
#14 Connecticut	8-6	20-6
Marquette	7-7	16-11
SETON HALL	5-10	11-16
Rutgers	4-11	13-14
Providence	3-12	14-14
USF	2-13	8-20
DePaul	1-14	7-20

PRESEASON BIG EAST PREDICTIONS

Seton Hall is predicted to finish 11th in the 16-team BIG EAST Conference. Pittsburgh is the choice to win the 2010-11 BIG EAST men's basketball regular-season crown in the BIG EAST Preseason Coaches' Poll. The Panthers, who finished 25-9 overall and tied for second place in the conference at 13-5 last season, collected 12 first-place votes from the head coaches who did not place their own teams on their ballots. Villanova follows Pitt in the poll in second place. The Wildcats had 208 points which included one first-place vote. Syracuse, last year's regular-season league champion, was picked third. The Orange corralled a pair of first-place votes and a total of 187 points in the poll.

PRESEASON BIG EAST AWARDS

Georgetown guard Austin Freeman was named 2010-11 BIG EAST Preseason Player of the Year by a vote of the league's head men's basketball coaches. Syracuse freshman Fab Melo was chosen BIG EAST Preseason Rookie of the Year. Coaches were not permitted to vote for their own players. In addition to Freeman, the Preseason All-BIG EAST First Team includes two members from last year's All-BIG EAST Second Team and two from the All-BIG EAST Third Team. All five hail from the New York Metropolitan area, including three from the Bronx, N.Y. Pittsburgh's Ashton Gibbs, Seton Hall's Jeremy Hazell, Connecticut's Kemba Walker, Villanova's Corey Fisher and West Virginia's Kevin Jones make up the First Team. The Preseason All-BIG EAST Second Team includes Georgetown's Chris Wright, Notre Dame's Tim Abromaitis, St. John's D.J. Kennedy, Marquette's Jimmy Butler and Syracuse's Kris Joseph.

BIG TV PRESENCE FOR BIG EAST

More than half of the 144 regular-season BIG EAST Conference men's basketball games will be seen on national television in the 2010-11 season, giving BIG EAST teams unprecedented exposure on the nation's leading television outlets as the league announced its composite schedule of conference games. In total, 73 of the 144 regular-season BIG EAST games will be on national television (either on CBS Sports, ESPN, ESPN2 or ESPNU). Each of the BIG EAST's 16 teams will make at least five national television appearances in conference games alone. The remaining conference games will be produced by ESPN Regional Television for the BIG EAST Network or carried on ESPN3.com. The 2010-11 season will be the fourth straight in which all 144 regular-season league games will be televised. Additionally, at least 40 non-conference games will receive national exposure. Forty-five conference contests will be carried on ESPN or ESPN2. ESPNU, which has increased its reach to over 73 million homes, will carry at least 24 league games. CBS Sports will televise 10 more games involving BIG EAST teams. ESPN will continue to televise The BIG EAST Championship presented by American Eagle Outfitters from Madison Square Garden in New York.

SEC/BIG EAST INVITATIONAL

The fourth annual DIRECTV SEC/BIG EAST Invitational will be held Dec. 8 and 11 in Louisville and Pittsburgh, ESPN Regional Television announced. The two-night men's college basketball event begins with a doubleheader Wednesday, Dec. 8, at Freedom Hall in Louisville, featuring Arkansas vs. **Seton Hall** at 7 p.m. ET on ESPN2, followed by Kentucky vs. Notre Dame at 9:30 p.m. on ESPN. On Saturday, Dec. 11, at the brand new CONSOL Energy Center in Pittsburgh, Rutgers will take on Auburn on ESPN2, followed by Pittsburgh vs. Tennessee on ESPN. Three of the SEC teams - Kentucky, Tennessee and Auburn - will play in the event for the second time, while Arkansas and all four BIG EAST teams are making their first SEC/BIG EAST Invitational appearances. The BIG EAST holds a 7-5 record in the first three years of the DIRECTV SEC/BIG EAST Invitational.



2010-11 WEEKLY BIG EAST AWARDS

PLAYER OF THE WEEK

ROOKIE OF THE WEEK

Fuquan Edwin (12/20)

HONOR ROLL

Jordan Theodore (12/13)

Jeremy Hazell (1/31)

2010-11 BIG EAST Preseason Coaches' Poll

1. Pittsburgh (12)	222
2. Villanova (1)	208
3. Syracuse (2)	187
4. Georgetown	173
5. West Virginia	164
6. St. John's (1)	145
7. Notre Dame	123
8. Louisville	121
Marquette	121
10. Connecticut	113
11. SETON HALL	104
12. Cincinnati	91
13. USF	54
14. Providence	36
15. Rutgers	32
16. DePaul	26

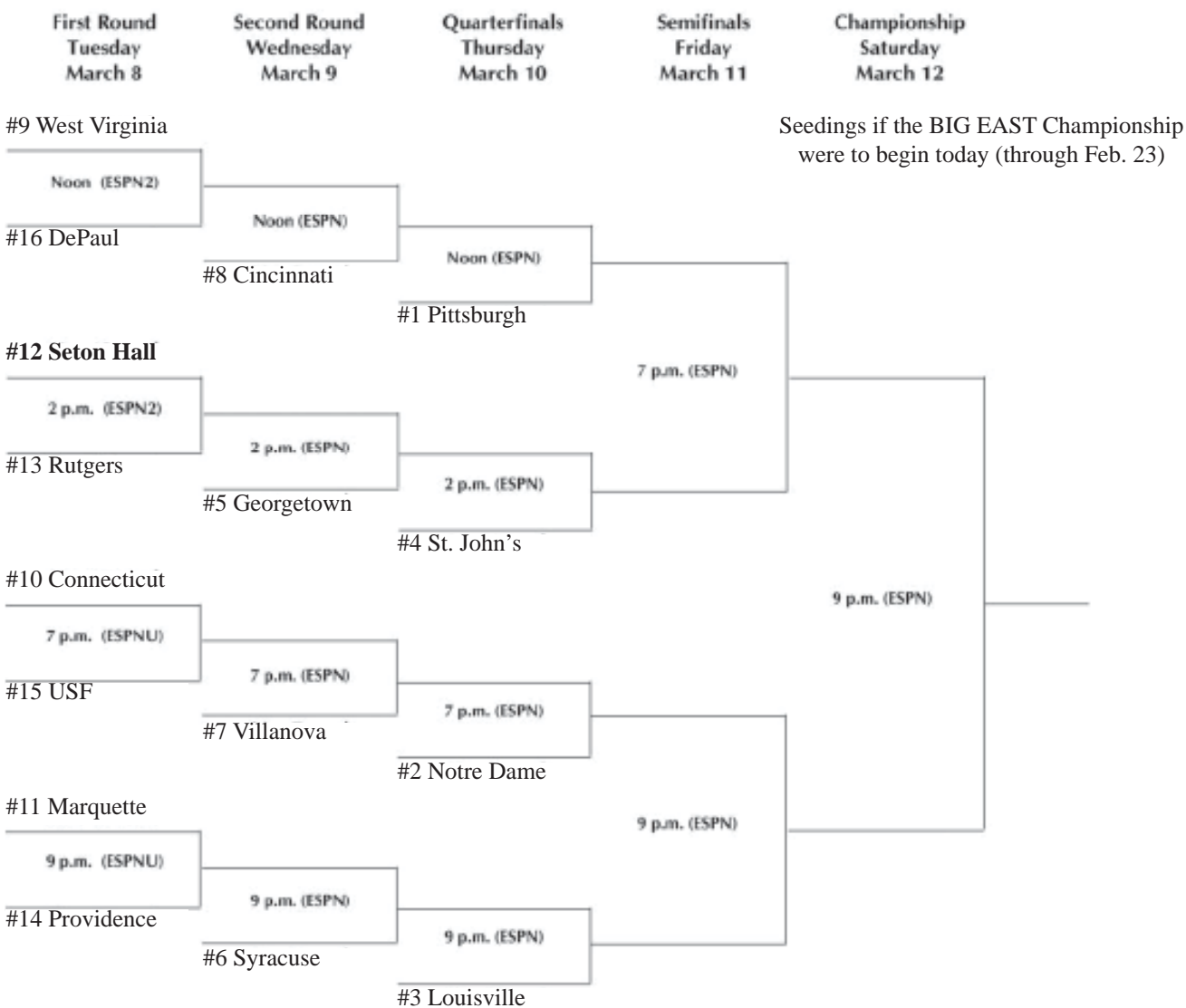
(first-place votes in parenthesis)

SETON HALL MEN'S BASKETBALL AT #9 NOTRE DAME • FEBRUARY 26, 2011

2011 BIG EAST MEN'S BASKETBALL CHAMPIONSHIP

Presented by American Eagle

Madison Square Garden • New York, N.Y.



PROJECTING THE FIELD

If the BIG EAST Championship were to begin today (games through Feb. 23), Seton Hall would earn the #12 seed and face #13 Rutgers in the opening round on Tuesday, March 8. The winner would take on #5 Georgetown in the second round, Wednesday. If they were to win their second round game, the Pirates would face #4 St. John's on Thursday.

HAZELL BREAKS WRIST

Senior Jeremy Hazell poured in 27 points and his free throws with just three seconds remaining sealed the Pirates victory over Alabama, but in the win the All-America candidate broke the scaphoid bone in his left wrist. On Dec. 2, Hazell had surgery to repair the injury and missed nearly two months.

PIRATES SIGN THREE

Head coach Kevin Willard announced on Nov. 18 that Aaron Cosby (Louisville, Ky.), Haralds Karlis (Riga, Latvia), and Freddie Wilson (New Haven, Conn.) have signed national letters of intent to attend the University and play basketball for the Pirates starting the 2011-12 season. "I'm really excited about all three," Willard said. "Each of them brings something different to our team, but they are all great students-athletes and they can really shoot the basketball."



SETON HALL MEN'S BASKETBALL AT #9 NOTRE DAME • FEBRUARY 26, 2011

PIRATES ENJOY YEAR FOUR IN PRUDENTIAL CENTER

Seton Hall is in their fourth year at the Prudential Center with 11 sellouts under its belt. The Pirates had five sellouts in year one, three more in year two and two last season. This year, Seton Hall already has one sellout and two home games remaining including marquee match-ups against St. John's and Marquette.

PRUDENTIAL CENTER FIRSTS/HIGHS

First Points Scored:	Brian Laing vs. Monmouth (11/11/07)
First Rebound:	Larry Davis vs. Monmouth (11/11/07)
First Assist:	Larry Davis vs. Monmouth (11/11/07)
First Foul:	Dutch Gaitley (Monmouth) vs. SHU (11/11/07)
First Steal:	Larry Davis vs. Monmouth (11/11/07)
First Block:	Rickie Crews (Monmouth) vs. SHU (11/11/07)
First Three-Pointer:	Jeremy Hazell vs. Monmouth (11/11/07)
First Foul Out:	A.J. Jackson (Robert Morris) vs. SHU (11/18/07)
First SHU Foul Out:	Paul Gause vs. Robert Morris (11/18/07)
First Double-Double:	Brian Laing vs. Monmouth (11/11/07) 18 points / 10 rebounds
First Win:	Nov. 11, 2007 vs. Monmouth (89-81)
First Overtime Game:	Nov. 11, 2007 vs. Monmouth (89-81 W)
First Sellout:	Dec. 27, 2007 vs. N.C. State (9,800)
Highest Point Total:	41, Jeremy Hazell vs. West Virginia (12/26/09)
Highest Rebound Total:	20, Hasheem Thabeet (UConn) vs. SHU (2/14/09) 20, Herb Pope (2) vs. VMI (12/12/09), vs. Syracuse (1/8/11)
Highest Assist Total:	14, Eugene Harvey vs. Hartford (12/3/09)
Highest Steal Total:	8, Paul Gause (2) vs. Monmouth (11/11/07), vs. James Madison (12/22/08)
Highest Block Total:	9, Hasheem Thabeet (UConn) vs. SHU (2/14/09)
Highest SHU Block Total:	6, John Garcia vs. UConn (2/14/09)
Most Team Points:	134, vs. VMI (12/12/09)
Most Points Allowed:	110, vs. James Madison (12/22/07)
Most Sellouts:	Five (2007-08 - inaugural season)



FOR IMMEDIATE RELEASE
May 23, 2007

SETON HALL MEN'S BASKETBALL TO PLAY HOME GAMES IN NEWARK'S PRUDENTIAL CENTER BEGINNING 2007-08 SEASON

NEWARK, N.J. – Seton Hall University president Monsignor Robert Sheeran announced Wednesday that effective for the upcoming 2007-08 season, the University's men's basketball team will play its home games in the new Prudential Center in Newark, N.J.

Sheeran made the announcement at a press conference at the Seton Hall Law School that also featured New Jersey Senate President Richard J. Codey, City of Newark Business Administrator Bo Kemp, Devils Arena Entertainment President and Chairman Jeffrey Vanderbeek and Prudential Center General Manager Dale Adams as speakers.

"Since the 1930s with our first branch campus downtown, Seton Hall has 'grown up' with Newark, has become a friend and partner with Newark – and has become a vital part of the city with our nationally recognized Law School," said Sheeran. "And there is much more to come with Seton Hall Basketball at the Prudential Center."

Prudential Center, set to open in October 2007, will feature 76 luxury suites, 2,330 club seats, 750 television monitors, a 4,800 square-foot, state-of-the-art exterior LED screen and a gourmet restaurant overlooking the event floor and an array of fan amenities and conveniences, including the richly appointed Fire and Ice Lounges for premium seat holders. Prudential Center will seat 17,625 people for hockey games, 18,500 for basketball games, and 19,500 for concerts.

The Seton Hall men's basketball team will play all of its home games at the Prudential Center, affectionately nicknamed "The Rock," and the Pirates women's basketball team will also play select games there in the future.

"We are thrilled to welcome Seton Hall University and their fans to Prudential Center," said Vanderbeek. "This world-class facility is going to be an exciting place to watch BIG EAST basketball, and we are glad to be the new home of the Pirates."

The men's basketball team will call the Prudential Center its home court after 26 seasons at Continental Airlines Arena in the Meadowlands.

"We are deeply appreciative of the tireless efforts of the management and staff of the New Jersey Sports and Exposition Authority during our long-standing tenure at the Meadowlands," said Seton Hall Director of Athletics Joe Quinlan. "The Prudential Center and the New Jersey Devils have offered us a warm welcome to their new home. We are looking forward to the opportunity to be a part of a new and exciting chapter of Seton Hall basketball history in Newark."

-SHU-

SETON HALL MEN'S BASKETBALL AT #9 NOTRE DAME - FEBRUARY 26, 2011

HOME SWEET HOME

Seton Hall's game at UMass on Dec. 11 finished a stretch of games away from home in the team's first eight games this season. Not since the 1971-72 season have the Pirates played six of their first eight games away from home. That year, seven of the Pirates first nine games were played on the road, but two were at Madison Square Garden.

AUDA MAKES FIRST START

Freshman Patrik Auda made the first start of his collegiate career vs. Saint Peter's on Nov. 29. The 6-foot-9 forward played a season-high 22 minutes and scored three points, grabbed five rebounds and logged one block and one steal.

AT PRUDENTIAL CENTER

This season Seton Hall is 6-7 at Prudential Center. All-time, Seton Hall is 41-24. Furthermore, Seton Hall is 16-18 all-time at Prudential Center against BIG EAST opponents.

PIRATES HOST FOR 2011 NCAA REGIONAL

Seton Hall University has been named a host institution for the Regional Round of the 2011 NCAA Men's Basketball Championship. In conjunction with Seton Hall serving as host, the Prudential Center will be the competition venue for two games of the regional semifinals on March 25, 2011 and the regional final on March 27, 2011. It will mark the first time the City of Newark has hosted the event. It is the first time Seton Hall has hosted a round of the NCAA Men's Basketball Championship since 1999.

WATCH THE PIRATES

Overall, at least 22 of the Pirates' 30 regular season games will be televised with nine games on national television. Seton Hall's games at the 2010 U.S. Virgin Islands Paradise Jam may be carried by Fox College Sports and Fox Sports Net. The Pirates' only two non-televised home games, Longwood (12/13) and NJIT (12/19), will be streamed live via the Pirates Sports Network at www.SHUpirates.com.

LISTEN TO THE PIRATES

For the eighth consecutive year, play-by-play voice Gary Cohen and color analyst Dave Popkin will team up to call all the Pirates' action. 77 WABC will serve as the flagship station for Pirates Basketball and will air all weekend games over their 50,000 watt clear channel signal. Weekday games will be aired throughout New York City and New Jersey on AM 1600 WWRL, Classic Oldies WMTR 1250 AM, 1160 WOBN-AM and WADB 1310 AM. Pirate fans outside of the radio market can tune in to hear Seton Hall basketball live on SHUpirates.com, the official website of Seton Hall University Athletics.

ARKANSAS OUTLASTS PIRATES, 71-62

Junior Jordan Theodore scored a career-high 24 points, but he was the lone Seton Hall player in double-figures and the Pirates fell to Arkansas, 71-62, in the DIRECTV SEC/BIG EAST Invitational. Five Arkansas players scored in double-figures including Julysse Nobles who scored a team-high 19 points. Seton Hall out-played the Razorbacks in the second half, but the 12-point halftime deficit was too much to overcome.

WILLARD'S STAFF

Shaheen Holloway and Dan McHale, who were assistant coaches under Willard at Iona, have joined him at Seton Hall. Holloway returns as the Pirates' new associate head coach, while McHale is an assistant coach. Chris Pompey, formerly an assistant coach at New Mexico State, is also an assistant at Seton Hall. Stephen Sauers, who was the Pirates' director of basketball operations from 2006-08, returns in that capacity for Seton Hall this season. Grant Billmeier and Casey Stanley are coordinators of basketball operations. Khyll Farrison follows Willard to Seton Hall from Iona as strength & conditioning coach, while Ryan Whalen was tabbed to serve as video assistant.

LESS THAN 50

Seton Hall turned in a strong defensive effort against Saint Peter's on Nov. 29 in a 69-49 victory. It marked the first time since the Pirates defeated Princeton, 79-41, on Jan. 29, 2007, that Seton Hall held its opponent to under 50 points scored. The Pirates also held the Peacocks to just 34.0% shooting from the floor and forced 15 turnovers. The Pirates achieved the milestone again vs. NJIT, giving up just 45 points on Dec. 19.

PIRATES POUND PEACOCKS, 69-49

The Pirates used a strong second-half effort to top Saint Peter's, 69-49, on Nov. 29 at Prudential Center. Seton Hall's bench was the story as it outscored the Peacocks' reserves 32-17, led by Jordan Theodore's 11 first-half points. Senior Keon Lawrence and freshman Patrik Auda each turned in their finest performances of the season. Lawrence scored five points and dished out five assists with no turnovers in 22 minutes of action. Auda grabbed five boards and was strong defensively with a steal and a blocked shot.

TAKING CARE OF THE BALL

Seton Hall showed great poise with the basketball vs. Saint Peter's. After committing a season-high 20 turnovers vs. Clemson in the Paradise Jam finale, the Pirates turned the ball over a season-low five times against the Peacocks. As a team, Seton Hall had 16 assists and just five turnovers.

CLEMSON DEALS PIRATES OT LOSS, 64-58

The Pirates rallied from an eight-point second half deficit to force overtime, but could not take the lead in the extra session and lost to Clemson, 64-58, in the consolation game of the 2010 U.S. Virgin Islands Paradise Jam. Senior Jeff Robinson was the only Pirate to score in double-figures. He finished with team-highs of 16 points and eight rebounds. As a team, Seton Hall placed fifth in the eight-team field.

ALL-TOURNAMENT TEAM FOR ROBINSON

Senior Jeff Robinson was named to the 2010 U.S. Virgin Islands Paradise Jam All-Tournament Team. The 6-foot-6 forward averaged 15.0 points and 5.0 rebounds in Seton Hall's three tournament games.

NON-CONFERENCE OPPONENTS WITH MOST GAMES VS. SETON HALL

Opponent	Games
1. Saint Peter's	82
2. Boston College*	72
3. St. Francis (N.Y.)	58
4. Fordham	56
5. Manhattan	47
6. Iona	38
7. Loyola (Md.)	36
8. LIU	29
St. Joseph's (Pa.)	29
10. St. Bonaventure	28

SETON HALL MEN'S BASKETBALL AT #9 NOTRE DAME • FEBRUARY 26, 2011

SETON HALL FALLS TO XAVIER, 57-52

Xavier's Tu Holloway hit a fade-away three-pointer in the corner with just 17 second left as the Pirates fell to the Musketeers, 57-52, in the semifinals of the 2010 U.S. Virgin Islands Paradise Jam. Senior Jamel Jackson connected on a three-pointer to tie the score at 52, with just 50 seconds remaining setting up Holloway's dramatics on the ensuing possession. Senior Jeff Robinson led four Pirates in double-figures with 15 points. Junior Herb Pope had 10 points and a team-high eight rebounds.

PIRATES OUTLAST ALABAMA

Seton Hall trailed by as many as nine points in the first half, but came back and outlasted the Crimson Tide for an 83-78 victory in the first round of the 2010 Paradise Jam. The Pirates received a game-high 27 points from senior Jeremy Hazell. Herb Pope, Jeff Robinson and Jordan Theodore also scored in double-figures for the Pirates.

HIGH PERCENTAGES

In Seton Hall's victory over Alabama, both teams shot incredibly well from the floor, and in particular, from three-point range. The Pirates shot 55.1% from the floor for the game and shot an astounding 60.0% in the second half. Alabama meanwhile shot 53.4% for the game. Combined, the teams were 20-for-27 from three-point range. Seton Hall was 10-for-13, while the Crimson Tide were 10-for-14.

A FIRST IN 18 YEARS

The Pirates victory over Alabama marked their first victory over an SEC team since they defeated Tennessee on Nov. 21, 1992.

EFFICIENT HAZELL

Senior Jeremy Hazell erupted for a game-high 28 points in Seton Hall's victory over Cornell on Nov. 14. Most impressive was his shooting percentage. Hazell was an efficient 8-for-11 from the field, 4-for-6 from three-point range and a perfect 8-for-8 from the free-throw line.

PIRATES CRUSH CORNELL

New Seton Hall head coach Kevin Willard needed to only wait until game two to pick up his first victory as the Pirates defeated Cornell, 92-68, on Nov. 14. The Pirates shot 43.1% from the floor and pulled down 46 rebounds in the win.

MR. ROBINSON'S NEIGHBORHOOD

Senior Jeff Robinson had a nice bounce-back game vs. Cornell on Nov. 14. The 6-foot-6 senior picked up the first double-double for the Pirates this season with 16 points and a game-high 10 rebounds. It was Robinson's third career double-double and he did it in only 22 minutes of action.

ALL-AROUND AUDA

Freshman Patrik Auda had a fine all-around game in only his second in a Pirates' uniform vs. Cornell. Auda scored just one point, but grabbed five rebounds, blocked three shots and dished out two assists in 17 minutes of action.

NEAR TRIPLE-DOUBLE

On Nov. 14 vs. Cornell, Jordan Theodore scored 10 points, grabbed seven rebounds and dished out seven assists coming close to recording what would have been only the second triple-double in Seton Hall history. Eddie Griffin recorded the only triple-double on Dec. 4, 2000 vs. Norfolk State. Griffin had 21 points, 12 rebounds and 10 blocks.

HAZELL LEADS WAY IN OPENER

Senior Jeremy Hazell scored a game-high 17 points in the Pirates season-opener at #22 Temple. The All-America candidate was 6-for-15 from the floor including 2-for-5 from three-point range.

HAZELL LANDS ON WOODEN TOP-50

Senior Jeremy Hazell was named to The John R. Wooden Award Preseason Top 50 list as announced by The Los Angeles Athletic Club. The list is comprised of 50 student-athletes who, based on last year's individual performance and team records, are the early frontrunners for college basketball's most prestigious honor. Only six other BIG EAST players were on the list.

PIRATES FALL AT #22 TEMPLE

Despite a furious late-game rally, the Seton Hall men's basketball team fell to #22 Temple, 62-56, in their 2010-11 season-opener, Nov. 12. The Owls led as many as 16 points with just 4:16 remaining in regulation, but the Pirates finished the game with a 12-2 run that saw Temple's lead dwindle to just four at 60-56 with 20 seconds remaining. Senior Jeremy Hazell led Seton Hall with 17 points and was the only Pirate to finish in double-figures in scoring.

CHARLESTON CLASSIC

The Pirates will be a part of the eight-team field at the 2011 Charleston Classic set to be held, Nov. 17-20, at Carolina First Arena in Charleston, S.C. In addition to the Pirates, participating schools include: Baylor, Georgia Tech, LSU, Saint Joseph's, Tulsa, Virginia Commonwealth and Western Kentucky. The 2011 Charleston Classic, a bracket-format tournament, will feature 12 games over the three days. Each team will compete in one game per day, advancing through a bracket-tournament format.

PIRATES SLAM WILLIAM PATERSON IN TUNE-UP

Seton Hall forced 20 turnovers and committed only five as the Pirates defeated William Paterson, 97-55, in exhibition action on Nov. 5. Junior Herb Pope scored 16 points and pulled down a game-high 20 rebounds. Freshman Fuquan Edwin also impressed in his debut in a Pirates uniform with 15 points, five rebounds and four steals. Jeremy Hazell (16 points), Ferrakohn Hall (13 points) and Jeff Robinson (11 points) also scored in double figures.

HAZELL A CANDIDATE

Senior Jeremy Hazell was selected as a candidate for the Lowe's Senior CLASS Award in basketball. To be eligible for the award, a student-athlete must be classified as an NCAA Division I senior and have notable achievements in four areas of excellence - community, classroom, character and competition.

VISIT WWW.SHUPIRATES.COM

SETON HALL MEN'S BASKETBALL AT #9 NOTRE DAME • FEBRUARY 26, 2011

A SETON HALL FIRST

Junior Herb Pope became the first Seton Hall player in history to finish the regular season as the BIG EAST leader in rebounds per game. The Aliquippa, Pa. native pulled down 11.1 rebounds per game in conference play, which was more than a rebound and a half ahead of the second place individual (Greg Monroe, 9.3 rpg).

POLYNICE TRANSFERS IN

A transfer from the University of Mississippi, Eniel Polynice received a waiver from the NCAA that has allowed him to play immediately for the Pirates and not have to sit out a year per standard transfer regulations. The 6-foot-5 guard graduated from Ole Miss earlier this year with one year of eligibility remaining. Because the University of Mississippi does not offer a graduate degree in his field of study (communications), Polynice was granted the ability to pursue additional education without penalty at an institution that does offer his preferred graduate program. Polynice was a member of the Rebels' program for four years, but was a medical redshirt during the 2008-09 season following knee surgery. He has played in 102 games and made 65 starts while averaging 7.8 points, 3.9 rebounds and 3.1 assists per game. A member of the UMAA Academic Honor Roll, Polynice is one of only three players in Ole Miss history to record over 700 career points, 300 rebounds and 300 assists.

INTERNATIONAL FLAVOR

Two members of Coach Willard's first recruiting class will provide a distinct international flavor this year. Patrik Auda is a 6-foot-9 forward from Brno, Czech Republic and Aaron Geramipoor is a 6-foot-11 center from Manchester, England. Both played at the Canarias Basketball Academy in the Canary Islands. The left-handed Auda is considered to have a strong all-around game and is a good three-point shooter. Geramipoor possesses strong low-post moves and was the starting center on England's under-18 national team.

LOOKING AHEAD

ST. JOHN'S

Thursday, March 3, 2011

Time: 7:00 p.m. ET

Prudential Center

Newark, N.J.



TV: ESPN/ESPN2

Live Audio Stream: www.SHUPirates.com

Radio: Seton Hall Radio Network / WSOU 89.5 FM

NOTEBOOK: Seton Hall will return home for the final two games of the 2010-11 regular season. It'll face St. John's on Thursday, March 3 and finally, Marquette on Senior Night, March 5. St. John's is one of the hottest teams in the BIG EAST having won six of its last seven games including victories over Top-10 teams Duke, Connecticut and Pittsburgh. This will be the 87th meeting all-time between the Red Storm and Seton Hall with St. John's holding a 54-32 series lead. However, the Pirates have fared far better in recent years having won seven of the last 10 meetings including a 59-50 victory at Carnesecca Arena last season.

Three players are currently averaging in double figures for St. John's including Dwight Hardy who is a BIG EAST Player of the Year candidate.

CHASING HISTORY

UP NEXT...

3. GREG TYNES 2,059 1974-78



One of the great scorers in Seton Hall history, Greg Tynes is one of only five players to average over 20 points per game in two different seasons. His 379 assists rank him 13th all-time at Seton Hall. In 1976-77, Tynes averaged 21.9 points per game for head coach Bill Raftery.

4. JEREMY HAZELL 2,053



Hazell was named to the BIG EAST All-Rookie Team as a freshman, Third Team All-BIG EAST as a sophomore and Second Team as a junior. He has already broken or tied Seton Hall's single-season record for three-pointers and his bearing down on the career records.

All-Time 1,000-Point Scorers

Player	Years	Pts.
1. Terry Dehere	1989-93	2,494
2. Nick Werkman	1961-64	2,273
3. Greg Tynes	1974-78	2,059
4. JEREMY HAZELL	2007-present	2,053
5. Dan Callandrillo	1978-82	1,985
6. Andre McCloud	1982-86	1,976
7. Mark Bryant	1984-88	1,906
8. Andre Barrett	2000-04	1,861
9. Walter Dukes	1950-53	1,789
10. Ken House	1969-72	1,670
11. Nick Galis	1975-79	1,651
12. John Morton	1985-89	1,621
13. Shaheen Holloway	1996-00	1,588
14. Eugene Harvey	2006-10	1,560
15. Dick Gaines	1954-57	1,511
16. Arturas Karnishovas	1990-94	1,509
17. John Allen	2001-05	1,466
18. Kelly Whitney	2002-06	1,448
19. Glenn Mosley	1973-77	1,441
20. Adrian Griffin	1992-96	1,414
21. Levell Sanders	1994-98	1,399
22. James Major	1984-88	1,382
23. Darius Lane	1999-02	1,377
24. Brian Laing	2004-08	1,313
25. Rimas Kaukenas	1996-00	1,292
26. Donnell Williams	1994-98	1,289
27. John Ramsay	1972-75	1,236
28. Richie Regan	1950-53	1,167
29. Jamar Nutter	2004-08	1,165
30. Richie Dec	1962-65	1,123
31. Jerry Walker	1990-93	1,075
32. Danny Hurley	1991-96	1,070
33. Anthony Avent	1988-91	1,067
34. Howard McNeil	1978-82	1,057
35. Daryll Walker	1985-89	1,022
36. Ramon Ramos	1985-89	1,017
37. Frank "Pep" Saul	1942-43, 1946-49	1,011

SETON HALL MEN'S BASKETBALL AT #9 NOTRE DAME - FEBRUARY 26, 2011

2010-11 TEAM HIGHS AND LOWS

SETON HALL - GAME HIGHS

POINTS.....	104 at UMass (12/11/10)
FIELD GOALS MADE.....	36 at UMass (12/11/10)
FIELD GOAL ATTEMPTS.....	70 (2) last vs. Providence (1/30/11)
FIELD GOAL PERCENTAGE.....	60.0 at UMass (12/11/10)
3 PT FIELD GOALS MADE.....	11 at UMass (12/11/10)
3 PT FG ATTEMPTS.....	28 vs. Cornell (11/14/10)
3 PT FG PERCENTAGE.....	76.9 vs. Alabama (11/21/10)
FREE THROWS MADE.....	26 vs. Cornell (11/14/10)
FREE THROW ATTEMPTS.....	30 (2) last vs. Alabama (11/21/10)
FREE THROW PERCENTAGE.....	86.7 vs. Cornell (11/14/10)
REBOUNDS.....	46 vs. Cornell (11/14/10)
ASSISTS.....	25 at UMass (12/11/10)
STEALS.....	11 vs. Alabama (11/21/10)
BLOCKED SHOTS.....	11 at Pittsburgh (1/15/11)
TURNOVERS.....	20 vs. Clemson (11/22/10)
FOULS.....	28 vs. Clemson (11/22/10)

SETON HALL - GAME LOWS

POINTS.....	44 at West Virginia (2/2/11)
FIELD GOALS MADE.....	15 at Cincinnati (12/31/10)
FIELD GOAL ATTEMPTS.....	45 at Cincinnati (12/31/10)
FIELD GOAL PERCENTAGE.....	29.0 at Louisville (1/5/11)
3 PT FIELD GOALS MADE.....	2 (3) last at West Virginia (2/2/11)
3 PT FG ATTEMPTS.....	9 at DePaul (1/12/11)
3 PT FG PERCENTAGE.....	9.5 vs. Clemson (11/22/10)
FREE THROWS MADE.....	3 vs. Connecticut (2/5/11)
FREE THROW ATTEMPTS.....	7 vs. Connecticut (2/5/11)
FREE THROW PERCENTAGE.....	40.9 vs. NJIT (12/19/10)
REBOUNDS.....	22 at Marquette (2/19/11)
ASSISTS.....	5 at West Virginia (2/2/11)
STEALS.....	2 vs. Richmond (12/26/10)
BLOCKED SHOTS.....	0 (3) last vs. Syracuse (1/8/11)
TURNOVERS.....	5 vs. Saint Peter's (11/29/10)
FOULS.....	11 (2) last at Pittsburgh (1/15/11)

OPPONENT - GAME HIGHS

POINTS.....	80 vs. Georgetown (1/18/11)
FIELD GOALS MADE.....	31 vs. Alabama (11/21/10)
FIELD GOAL ATTEMPTS.....	75 at UMass (12/11/10)
FIELD GOAL PERCENTAGE.....	55.1 at Marquette (2/19/11)
3 PT FIELD GOALS MADE.....	10 vs. Alabama (11/21/10)
3 PT FG ATTEMPTS.....	24 vs. Cornell (11/14/10)
3 PT FG PERCENTAGE.....	71.4 vs. Alabama (11/21/10)
FREE THROWS MADE.....	26 vs. Clemson (11/22/10)
FREE THROW ATTEMPTS.....	38 vs. Clemson (11/22/10)
FREE THROW PERCENTAGE.....	100.0 at Rutgers (2/12/11)
REBOUNDS.....	51 at Pittsburgh (1/15/11)
ASSISTS.....	20 at Pittsburgh (1/15/11)
STEALS.....	11 at UMass (12/11/10)
BLOCKED SHOTS.....	10 vs. Arkansas (12/8/10)
TURNOVERS.....	22 (2) last vs. Villanova (2/15/11)
FOULS.....	27 vs. Alabama (11/21/10)

OPPONENT - GAME LOWS

POINTS.....	49 vs. Saint Peter's (11/29/10)
FIELD GOALS MADE.....	17 (3) last vs. NJIT (12/19/10)
FIELD GOAL ATTEMPTS.....	41 vs. Villanova (2/15/11)
FIELD GOAL PERCENTAGE.....	29.3 vs. Clemson (11/22/10)
3 PT FIELD GOALS MADE.....	1 (2) last vs. USF (12/28/10)
3 PT FG ATTEMPTS.....	10 (4) last vs. Connecticut (2/5/11)
3 PT FG PERCENTAGE.....	10.0 (2) last vs. USF (12/28/10)
FREE THROWS MADE.....	6 (3) last vs. NJIT (12/19/10)
FREE THROW ATTEMPTS.....	9 (2) last vs. Longwood (12/13/10)
FREE THROW PERCENTAGE.....	40.0 vs. NJIT (12/19/10)
REBOUNDS.....	29 (2) last at Rutgers (2/12/11)
ASSISTS.....	6 vs. Rutgers (1/22/11)
STEALS.....	1 vs. Saint Peter's (11/29/10)
BLOCKED SHOTS.....	0 vs. NJIT (12/19/10)
TURNOVERS.....	6 at DePaul (1/12/11)
FOULS.....	10 vs. Connecticut (2/5/11)

DOUBLE FIGURE SCORING

	'10-11	Streak	Career
Jeremy Hazell	12	4	88
Jordan Theodore	18	--	36
Jeff Robinson	20	1	35
Herb Pope	14	--	32
Fuquan Edwin	11	--	11
Keon Lawrence	3	--	7
Jamel Jackson	1	--	6
Eniel Polynice	1	--	1
Ferrakohn Hall	1	--	1
Patrik Auda	1	--	1

20+ POINT GAMES

	'10-11	Streak	Career
Jeremy Hazell	7	2	52
Herb Pope	1	--	5
Jordan Theodore	1	--	4
Jeff Robinson	2	--	4
Jamel Jackson	--	--	1

2010-11 DOUBLE-DOUBLES

Herb Pope	6
Jeff Robinson	4
Jeremy Hazell	1

DOUBLE FIGURE REBOUNDS

	'10-11	Streak	Career
Herb Pope	8	--	28
Jeff Robinson	4	--	6
Jeremy Hazell	1	--	3

30+ POINT GAMES

	'10-11	Streak	Career
Jeremy Hazell	--	--	14
Jamel Jackson	--	--	1

SHU CAREER DOUBLE-DOUBLES

Herb Pope	19
Jeff Robinson	6
Jeremy Hazell	3

40+ POINT GAMES

	'10-11	Streak	Career
Jeremy Hazell	--	--	1
Jamel Jackson	--	--	1

SETON HALL MEN'S BASKETBALL AT #9 NOTRE DAME - FEBRUARY 26, 2011

INDIVIDUAL SETON HALL CAREER HIGHS

#1 Anali Okoloji

PTS: 9 vs. NJIT 12/19/10
 REB: 3 three times - last at DePaul 1/12/11
 AST: ---
 FGM: 2 two times - last vs. NJIT 12/19/10
 FGA: 3 three times - last vs. NJIT 12/19/10
 3FGM: ---
 3FGA: 1 three times - last vs. NJIT 12/19/10
 FTM: 5 vs. NJIT 12/19/10
 FTA: 8 vs. NJIT 12/19/10
 BLK: 1 at Syracuse 1/25/11
 STL: 1 two times - last vs. USF 12/28/10
 TO: 1 three times - last at DePaul 1/12/11
 MIN: 11 vs. NJIT 12/19/10

#10 Jordan Theodore

PTS: 24 vs. Arkansas 12/8/10
 REB: 7 vs. Cornell 11/14/10
 AST: 10 vs. NJIT 12/19/10
 FGM: 8 vs. Arkansas 12/8/10
 FGA: 19 vs. Texas Tech 3/16/10
 3FGM: 4 two times - last vs. Providence 3/9/10
 3FGA: 7 vs. Syracuse 1/8/11
 FTM: 8 at Providence 3/6/10
 FTA: 10 two times - last vs. Louisville 1/21/10
 BLK: 2 vs. Notre Dame 3/10/10
 STL: 4 two times - last vs. Arkansas 12/8/10
 TO: 6 vs. Clemson 11/22/10
 MIN: 42 vs. Marquette 2/28/10

#14 Eniel Polynice

PTS: 13 vs. Dayton 12/22/10
 REB: 7 at DePaul 1/12/11
 AST: 5 three times - last at Marquette 2/19/11
 FGM: 6 vs. Dayton 12/22/10
 FGA: 9 vs. Dayton 12/22/10
 3FGM: 1 two times - last at Rutgers 2/12/11
 3FGA: 4 vs. Saint Peter's 11/29/10
 FTM: 4 at Temple 11/12/10
 FTA: 4 at Temple 11/12/10
 BLK: 4 vs. Dayton 12/22/10
 STL: 2 two times - last at Marquette 2/19/11
 TO: 4 at Marquette 2/19/11
 MIN: 29 two times - last at Rutgers 2/12/11

#15 Herb Pope

PTS: 27 vs. Providence 3/9/10
 REB: 20 two times - last vs. Syracuse 1/8/11
 AST: 6 vs. Saint Peter's 11/13/09
 FGM: 10 two times - last vs. Providence 3/9/10
 FGA: 17 two times - last at Rutgers 3/4/10
 3FGM: 2 three times - last vs. Arkansas 12/8/10
 3FGA: 4 vs. Cornell 11/14/10
 FTM: 8 at Cincinnati 12/31/10
 FTA: 12 at Cincinnati 12/31/10
 BLK: 6 at Pittsburgh 1/15/11
 STL: 4 two times - last vs. Syracuse 1/8/11
 TO: 7 vs. Syracuse 12/29/09
 MIN: 41 at USF 1/28/10

#21 Jeremy Hazell

PTS: 41 vs. WVU 12/26/09
 REB: 12 vs. VMI 12/12/09
 AST: 6 vs. Providence 1/30/11
 FGM: 15 vs. FDU 12/27/08
 FGA: 33 vs. WVU 12/26/09
 3FGM: 8 two times - last vs. Notre Dame 2/11/10
 3FGA: 19 vs. WVU 12/26/09
 FTM: 13 vs. Georgetown 1/25/09
 FTA: 17 vs. Georgetown 1/25/09
 BLK: 1 (10) times - last vs. Cornell 11/14/10
 STL: 5 three times - last vs. Syracuse 12/29/09
 TO: 5 three times - last vs. Providence 1/22/09
 MIN: 45 three times - last at Cincinnati 3/7/09

#23 Fuquan Edwin

PTS: 18 at Louisville 1/5/11
 REB: 9 four times - last at Louisville 1/5/11
 AST: 3 at Syracuse 1/25/11
 FGM: 7 two times - last at Louisville 1/5/11
 FGA: 17 at Louisville 1/5/11
 3FGM: 3 at UMass 12/11/10
 3FGA: 9 at Louisville 1/5/11
 FTM: 5 vs. Villanova 2/15/11
 FTA: 5 three times - last vs. Villanova 2/15/11
 BLK: 3 at Syracuse 1/25/11
 STL: 4 vs. Providence 1/30/11
 TO: 5 at Syracuse 1/25/11
 MIN: 37 at Louisville 1/5/11

#30 Darnell Gatling

PTS: 2 vs. Cornell 11/14/10
 REB: 1 vs. Cornell 11/14/10
 AST: 1 vs. NJIT 12/19/10
 FGM: ---
 FGA: 2 vs. Longwood 12/13/10
 3FGM: ---
 3FGA: 1 two times - last vs. NJIT 12/19/10
 FTM: 2 vs. Cornell 11/14/10
 FTA: 2 vs. Cornell 11/14/10
 BLK: ---
 STL: ---
 TO: ---
 MIN: 4 two times - last vs. NJIT 12/19/10

#32 Jeff Robinson

PTS: 25 vs. Marquette 2/28/10
 REB: 14 two times - last vs. Syracuse 1/8/11
 AST: 3 at Rutgers 2/12/11
 FGM: 11 vs. Marquette 2/28/10
 FGA: 19 two times - last vs. Clemson 11/22/10
 3FGM: 3 vs. UConn 2/5/11
 3FGA: 7 two times - last vs. UConn 2/5/11
 FTM: 7 vs. Providence 3/9/10
 FTA: 12 vs. Providence 3/9/10
 BLK: 3 at Pittsburgh 1/15/11
 STL: 3 three times - last vs. Rutgers 1/22/11
 TO: 4 two times - last vs. Syracuse 1/8/11
 MIN: 41 vs. Marquette 2/28/10

#33 Patrik Auda

PTS: 10 at UMass 12/11/10
 REB: 7 vs. NJIT 12/19/10
 AST: 3 vs. NJIT 12/19/10
 FGM: 4 two times - last vs. NJIT 12/19/10
 FGA: 7 vs. Longwood 12/13/10
 3FGM: 1 five times - last at WVU 2/2/11
 3FGA: 3 vs. Cornell 11/14/10
 FTM: 4 at UMass 12/11/10
 FTA: 4 at UMass 12/11/10
 BLK: 3 vs. Cornell 11/14/10
 STL: 2 two times - last at Cincinnati 12/31/10
 TO: 3 at Cincinnati 12/31/10
 MIN: 27 vs. Longwood 12/13/10

#35 Pete Dill

PTS: ---
 REB: 1 vs. NJIT 12/19/10
 AST: ---
 FGM: ---
 FGA: 1 two times - last vs. NJIT 12/19/10
 3FGM: ---
 3FGA: 1 two times - last vs. NJIT 12/19/10
 FTM: ---
 FTA: ---
 BLK: ---
 STL: 1 vs. NJIT 12/19/10
 TO: ---
 MIN: 3 vs. NJIT 12/19/10

#42 Aaron Geramipoor

PTS: 2 three times - last at Marquette 2/19/11
 REB: 3 at Marquette 2/19/11
 AST: ---
 FGM: 1 two times - last at Marquette 2/19/11
 FGA: 2 at Marquette 2/19/11
 3FGM: ---
 3FGA: ---
 FTM: 2 vs. Rutgers 1/22/11
 FTA: 2 vs. Rutgers 1/22/11
 BLK: 1 two times - last vs. Providence 1/30/11
 STL: 1 two times - last at Marquette 2/19/11
 TO: 1 four times - last at Marquette 2/19/11
 MIN: 9 two times - last at Marquette 2/19/11

SETON HALL MEN'S BASKETBALL AT #9 NOTRE DAME - FEBRUARY 26, 2011

INDIVIDUAL 2010-11 SEASON HIGHS

#1 Anali Okoloji

PTS: 9 vs. NJIT 12/19/10
 REB: 3 three times - last at DePaul 1/12/11
 AST: ---
 FGM: 2 two times - last vs. NJIT 12/19/10
 FGA: 3 three times - last vs. NJIT 12/19/10
 3FGM: ---
 3FGA: 1 three times - last vs. NJIT 12/19/10
 FTM: 5 vs. NJIT 12/19/10
 FTA: 8 vs. NJIT 12/19/10
 BLK: 1 at Syracuse 1/25/11
 STL: 1 two times - last vs. USF 12/28/10
 TO: 1 three times - last at DePaul 1/12/11
 MIN: 11 vs. NJIT 12/19/10

#10 Jordan Theodore

PTS: 24 vs. Arkansas 12/8/10
 REB: 7 vs. Cornell 11/14/10
 AST: 10 vs. NJIT 12/19/10
 FGM: 8 vs. Arkansas 12/8/10
 FGA: 18 vs. Arkansas 12/8/10
 3FGM: 3 four times - last at Rutgers 2/12/11
 3FGA: 7 vs. Syracuse 1/8/11
 FTM: 7 vs. Arkansas 12/8/10
 FTA: 7 vs. Arkansas 12/8/10
 BLK: 1 at Temple 11/12/10
 STL: 4 vs. Arkansas 12/8/10
 TO: 6 vs. Clemson 11/22/10
 MIN: 40 vs. Clemson 11/22/10

#14 Eniel Polynice

PTS: 13 vs. Dayton 12/22/10
 REB: 7 at DePaul 1/12/11
 AST: 5 three times - last at Marquette 2/19/11
 FGM: 6 vs. Dayton 12/22/10
 FGA: 9 vs. Dayton 12/22/10
 3FGM: 1 two times - last at Rutgers 2/12/11
 3FGA: 4 vs. Saint Peter's 11/29/10
 FTM: 4 at Temple 11/12/10
 FTA: 4 at Temple 11/12/10
 BLK: 4 vs. Dayton 12/22/10
 STL: 2 two times - last at Marquette 2/19/11
 TO: 4 at Marquette 2/19/11
 MIN: 29 two times - last at Rutgers 2/12/11

#15 Herb Pope

PTS: 23 vs. Providence 1/30/11
 REB: 20 vs. Syracuse 1/8/11
 AST: 5 at DePaul 1/12/11
 FGM: 9 vs. Providence 1/30/11
 FGA: 15 vs. Providence 1/30/11
 3FGM: 2 vs. Arkansas 12/8/10
 3FGA: 3 two times - last vs. Arkansas 12/8/10
 FTM: 8 at Cincinnati 12/31/10
 FTA: 12 at Cincinnati 12/31/10
 BLK: 6 at Pittsburgh 1/15/11
 STL: 4 vs. Syracuse 1/8/11
 TO: 5 two times - last at Rutgers 2/12/11
 MIN: 38 vs. Syracuse 1/8/11

#21 Jeremy Hazell

PTS: 28 two times - last at Syracuse 1/25/11
 REB: 11 vs. UConn 2/5/11
 AST: 6 vs. Providence 1/30/11
 FGM: 10 two times - last at Syracuse 1/25/11
 FGA: 23 vs. Villanova 2/15/11
 3FGM: 5 two times - last at Syracuse 1/25/11
 3FGA: 13 vs. Villanova 2/15/11
 FTM: 10 vs. Alabama 11/19/10
 FTA: 16 vs. Alabama 11/19/10
 BLK: 1 vs. Cornell 11/14/10
 STL: 4 four times - last vs. Villanova 2/15/11
 TO: 3 at Temple 11/12/10
 MIN: 39 vs. Villanova 2/15/11

#23 Fuquan Edwin

PTS: 18 at Louisville 1/5/11
 REB: 9 four times - last at Louisville 1/5/11
 AST: 3 at Syracuse 1/25/11
 FGM: 7 two times - last at Louisville 1/5/11
 FGA: 17 at Louisville 1/5/11
 3FGM: 3 at UMass 12/11/10
 3FGA: 9 at Louisville 1/5/11
 FTM: 5 vs. Villanova 2/15/11
 FTA: 5 three times - last vs. Villanova 2/15/11
 BLK: 3 at Syracuse 1/25/11
 STL: 4 vs. Providence 1/30/11
 TO: 5 at Syracuse 1/25/11
 MIN: 37 at Louisville 1/5/11

#30 Darnell Gatling

PTS: 2 vs. Cornell 11/14/10
 REB: 1 vs. Cornell 11/14/10
 AST: 1 vs. NJIT 12/19/10
 FGM: ---
 FGA: 2 vs. Longwood 12/13/10
 3FGM: ---
 3FGA: 1 two times - last vs. NJIT 12/19/10
 FTM: 2 vs. Cornell 11/14/10
 FTA: 2 vs. Cornell 11/14/10
 BLK: ---
 STL: ---
 TO: ---
 MIN: 4 two times - last vs. NJIT 12/19/10

#32 Jeff Robinson

PTS: 21 vs. Georgetown 1/18/11
 REB: 14 vs. Syracuse 1/8/11
 AST: 3 at Rutgers 2/12/11
 FGM: 9 two times - last vs. Providence 1/30/11
 FGA: 19 vs. Clemson 11/22/10
 3FGM: 3 vs. UConn 2/5/11
 3FGA: 7 two times - last vs. UConn 2/5/11
 FTM: 4 two times - last at Louisville 1/5/11
 FTA: 6 at Louisville 1/5/11
 BLK: 3 at Pittsburgh 1/15/11
 STL: 3 two times - last vs. Rutgers 1/22/11
 TO: 4 two times - last vs. Syracuse 1/8/11
 MIN: 39 two times - last at Marquette 2/19/11

#33 Patrik Auda

PTS: 10 at UMass 12/11/10
 REB: 7 vs. NJIT 12/19/10
 AST: 3 vs. NJIT 12/19/10
 FGM: 4 two times - last vs. NJIT 12/19/10
 FGA: 7 vs. Longwood 12/13/10
 3FGM: 1 five times - last at WVU 2/2/11
 3FGA: 3 vs. Cornell 11/14/10
 FTM: 4 at UMass 12/11/10
 FTA: 4 at UMass 12/11/10
 BLK: 3 vs. Cornell 11/14/10
 STL: 2 two times - last at Cincinnati 12/31/10
 TO: 3 at Cincinnati 12/31/10
 MIN: 27 vs. Longwood 12/13/10

#35 Pete Dill

PTS: ---
 REB: 1 vs. NJIT 12/19/10
 AST: ---
 FGM: ---
 FGA: 1 two times - last vs. NJIT 12/19/10
 3FGM: ---
 3FGA: 1 two times - last vs. NJIT 12/19/10
 FTM: ---
 FTA: ---
 BLK: ---
 STL: 1 vs. NJIT 12/19/10
 TO: ---
 MIN: 3 vs. NJIT 12/19/10

#42 Aaron Geramipoor

PTS: 2 three times - last at Marquette 2/19/11
 REB: 3 at Marquette 2/19/11
 AST: ---
 FGM: 1 two times - last at Marquette 2/19/11
 FGA: 2 at Marquette 2/19/11
 3FGM: ---
 3FGA: ---
 FTM: 2 vs. Rutgers 1/22/11
 FTA: 2 vs. Rutgers 1/22/11
 BLK: 1 two times - last vs. Providence 1/30/11
 STL: 1 two times - last at Marquette 2/19/11
 TO: 1 four times - last at Marquette 2/19/11
 MIN: 9 two times - last at Marquette 2/19/11

SETON HALL MEN'S BASKETBALL AT #9 NOTRE DAME • FEBRUARY 26, 2011

2010-11 BOX SCORES

GAME 7

ARKANSAS 71, SETON HALL 62

Dec. 8, 2010 • Freedom Hall • Louisville, Ky.

Official Basketball Box Score -- Game Totals -- Final Statistics
Seton Hall vs Arkansas
12/8/10 7:02pm at SEC/Big East Invitational-Louisville, KY

Table with columns for Player, tot-fg, 3-pt, f, g, a, ft, fta, r, of, de, tot, pf, tp, a, to, blk, s, min. Includes player stats for HALL, Ferrakohn, ROBINSON, Jeff, etc.

Totals... 23 65 7 19 9 14 11 26 37 18 62 10 12 4 8 200
TOTAL FG% 1st Half: 10-33 30.3% 2nd Half: 13-32 40.6% Game: 35.4% DEADBALL
3-Pt. FG% 1st Half: 3-10 30.0% 2nd Half: 4-9 44.4% Game: 36.8% REBOUNDS
F Throw % 1st Half: 3-4 75.0% 2nd Half: 6-10 60.0% Game: 64.3% 3,1

HOME TEAM: Arkansas 5-1

Table with columns for Player, tot-fg, 3-pt, f, g, a, ft, fta, r, of, de, tot, pf, tp, a, to, blk, s, min. Includes player stats for Bryant, Glenn, Johnson, Delvon, etc.

Totals... 27 62 6 15 11 17 13 32 45 17 71 11 11 10 6 200
TOTAL FG% 1st Half: 16-34 47.1% 2nd Half: 11-28 39.3% Game: 43.5% DEADBALL
3-Pt. FG% 1st Half: 4-8 50.0% 2nd Half: 2-7 28.6% Game: 40.0% REBOUNDS
F Throw % 1st Half: 2-5 40.0% 2nd Half: 9-12 75.0% Game: 64.7% 1,1

Officials: Doug Shows, Joe Lindsay, Tim Higgins
Technical fouls: Seton Hall-None. Arkansas-None.
Attendance: 17,404

Score by Periods 1st 2nd Total
Seton Hall 26 36 62
Arkansas 38 33 71

THEODORE'S CAREER NIGHT NOT ENOUGH AS THE PIRATES FALL TO ARKANSAS, 71-62

LOUISVILLE, KY – Junior Jordan Theodore (Englewood, N.J.) scored a career-high 24 points but he was the lone Seton Hall player in double-figures and the Pirates fell to Arkansas, 71-62, in the DIRECTV SEC/BIG EAST Invitational, Wednesday in Louisville, Ky.

Seton Hall (3-4), playing in its fourth game without leading scorer Jeremy Hazell, received a career game from Theodore who also dished out five assists against just one turnover and recorded four steals. He was also a perfect 7-for-7 from the free-throw line.

Keon Lawrence (Newark, N.J.) scored five of Seton Hall's first seven points as the Pirates jumped out to a quick 7-2 lead with 15:57 to go before halftime.

The Pirates held a slim 11-10 lead when Arkansas went on a 16-0 run capped by a three-pointer from Julysses Nobles. The Pirates were held scoreless for 4:19 before senior Jamel Jackson (Brooklyn, N.Y.) hit a three-pointer. But on the ensuing possession, Nobles struck again with another three-pointer to push the Arkansas lead to 29-14 with 6:14 to go in the half.

A three-pointer by freshman Patrik Auda (Brno, Czech Republic) and a jumper by senior Jeff Robinson (Trenton, N.J.) cut the Razorbacks lead to nine at 33-24, but Arkansas' Rotnei Clark responded with a three-pointer to push the lead back to 12 with 3:59 to go in the first half. The Arkansas lead would remain 12 as the teams entered halftime, 38-26.

Seton Hall shot just 30.3% from the floor in the first half compared to 47.1% for Arkansas.

Jordan Theodore started the second half on fire for the Pirates. The 6-foot point guard scored nine of Seton Hall's first 10 points including a steal and breakaway score that brought the Pirates to within seven, 43-36, with 15:46 remaining in regulation.

With the Pirates trailing by nine, Seton Hall went on a 9-2 run highlighted by a three-pointer from junior Herb Pope (Aliquippa, Pa.) to pull the Pirates to within two at 47-45 with 9:14 remaining in the game. The timely three-pointer was the first basket of the game for the 6-foot-8 forward who sat out the first half due to a violation of team rules. Pope finished the night with eight points and a team-high nine rebounds in just 17 minutes.

A pair of Theodore free throws gave Seton Hall their first second half lead, 51-50, with 7:05 remaining in the game, but that's when Arkansas took over. The Razorbacks went on an 11-0 run capped by another three-pointer from Julysses Nobles to give Arkansas a commanding 61-51 lead with just 2:16 to go.

Seton Hall would get no closer than seven points in the final minutes.

The Pirates shot far better in the second half and finished at 35.4% from the floor for the game. Arkansas shot 43.5% for the game. Nobles came off the bench to lead the Razorbacks with 19 points. Delvon Johnson nearly notched a triple-double with 10 points, 12 rebounds and eight blocked shots.

With 8:28 remaining in the first half, some of the lights at Freedom Hall went out and the game was delayed momentarily. The game resumed for nearly 40 seconds, but then the lights went out again with 7:49 before halftime and the contest was halted for five minutes.

GAME 8

SETON HALL 104, MASSACHUSETTS 79

Dec. 11, 2010 • Mullins Center • Amherst, Mass.

Official Basketball Box Score -- Game Totals -- Final Statistics
Seton Hall vs Massachusetts
12/11/10 7:00 p.m. at Amherst, Mass. (Amherst, Mass.)

Table with columns for Player, tot-fg, 3-pt, f, g, a, ft, fta, r, of, de, tot, pf, tp, a, to, blk, s, min. Includes player stats for POPE, Herb, EDWIN, Fuquan, etc.

Totals... 36 60 11 22 21 25 6 34 40 26 104 25 18 10 5 200
TOTAL FG% 1st Half: 17-34 50.0% 2nd Half: 19-26 73.1% Game: 60.0% DEADBALL
3-Pt. FG% 1st Half: 6-15 40.0% 2nd Half: 5-7 71.4% Game: 50.0% REBOUNDS
F Throw % 1st Half: 8-11 72.7% 2nd Half: 13-14 92.9% Game: 84.0% 1,3

HOME TEAM: Massachusetts 7-3

Table with columns for Player, tot-fg, 3-pt, f, g, a, ft, fta, r, of, de, tot, pf, tp, a, to, blk, s, min. Includes player stats for VINSON, Terrell, CARTER, Sampson, etc.

Totals... 26 75 9 22 18 27 17 20 37 23 79 9 10 2 11 200
TOTAL FG% 1st Half: 11-36 30.6% 2nd Half: 15-39 38.5% Game: 34.7% DEADBALL
3-Pt. FG% 1st Half: 6-10 60.0% 2nd Half: 3-12 25.0% Game: 40.9% REBOUNDS
F Throw % 1st Half: 7-11 63.6% 2nd Half: 11-16 68.8% Game: 66.7% 4,1

Officials: Patrick Driscoll, Brian O'Connell, Bill McCarthy
Technical fouls: Seton Hall-None. Massachusetts-TRAYNHAM, Daryl; TEAM.
Attendance: 4321

Score by Periods 1st 2nd Total
Seton Hall 48 56 104
Massachusetts 35 44 79

BALANCED OFFENSIVE ATTACK LEADS TO UMASS ROUT, 104-79

AMHERST, MA – Seton Hall shot 73.1% in the second half and seven players scored in double-figures as the Pirates cruised to an easy 104-79 victory over Massachusetts, Saturday in Amherst.

Junior Jordan Theodore (Englewood, N.J.) had his second straight strong performance with a team-leading 17 points and a career-high tying eight assists in just 23 minutes. Ferrakohn Hall (Memphis, Tenn.), Fuquan Edwin (Paterson, N.J.) and Patrik Auda (Brno, Czech Republic) all logged career-highs in scoring with 15, 13 and 10 points respectively.

Junior Herb Pope (Aliquippa, Pa.) recorded his first double-double of the year with 11 points and 13 rebounds. Pope also blocked five shots.

After a tight first 10:00 minutes, the Pirates went on a 18-3 run highlighted by a three-pointer from senior Jamel Jackson (Brooklyn, N.Y.) and capped by a pair of Jeff Robinson (Trenton, N.J.) free-throws to give Seton Hall a commanding 35-20 lead with 5:54 remaining in the first half.

UMass (7-3) would respond with a 8-0 run of its own to pull to within seven points, but Jeff Robinson ended the run with a three-pointer to push the Pirates lead back to 10. The Minutemen responded with another 7-1 run to pull to within four at 39-35. But the Pirates owned the final 2:50 of the first half. Seton Hall scored the final nine points of the half highlighted by a thunderous dunk by Pope assisted perfectly by Jamel Jackson. Jackson drilled another three-pointer with 1:12 remaining to send the Pirates into halftime with a 48-35 lead.

After a series of slow first halves, the Pirates shot a blistering 50.0% from the floor at UMass. They were 6-for 15 from three-point range and connected on 8-of-11 free-throws.

Robinson led Seton Hall with 10 first half points, while Anthony Gurley scored 15 points for Massachusetts.

UMass went on a 7-0 run early in the second half to pull to within six at 58-52, but the Pirates, in particular freshman Patrik Auda, would score the next seven points including a three-point play by the 6-foot-9 forward. It would be the first of two three-point plays for Auda in less than two minutes midway through the second half.

The Pirates (4-4) lead slowly built as the half progressed and when Fuquan Edwin hit a three-pointer with 1:36 remaining in the game Seton Hall had its largest lead of the game, 104-77.

Seton Hall shot 60.0% from the floor for the game, while the Minutemen shot just 34.7%.

SETON HALL MEN'S BASKETBALL AT #9 NOTRE DAME • FEBRUARY 26, 2011

2010-11 BOX SCORES

GAME 11

DAYTON 69, SETON HALL 65

Dec. 22, 2009 • Prudential Center • Newark, N.J.

Official Basketball Box Score -- Game Totals -- Final Statistics

Dayton vs Seton Hall
12/22/10 7:00 p.m. at Newark, N.J. - Prudential Center

VISITORS: Dayton 10-3

##	Player	fg	fga	3-pt	ft	fta	rebounds		pf	tp	a	to	blk	s	min			
							of	de										
04	JOHNSON, Chris	f	3	10	1	7	3	3	4	6	10	0	10	2	1	0	1	35
33	WRIGHT, Chris	f	5	15	0	0	3	4	2	7	9	3	13	1	3	1	0	28
34	SEARCY, Devin	f	0	1	0	0	0	0	0	0	0	0	0	1	0	0	0	9
03	STATEN, Juwan	g	2	9	0	2	5	8	0	3	3	2	9	3	1	0	1	31
22	WILLIAMS, Paul	g	3	6	1	1	1	2	1	4	5	4	8	0	2	1	1	24
05	OLIVER, Devin	0	1	0	0	0	0	0	0	0	0	0	0	0	0	0	0	4
12	PARKER, Josh	2	9	1	6	2	2	0	4	4	1	7	1	0	1	1	1	19
23	FABRIZIUS, Luke	0	1	0	0	1	0	0	0	0	0	0	0	0	0	0	0	4
32	SPEARMAN, Brandon	1	2	0	0	1	1	1	1	1	3	0	0	0	0	0	0	9
35	KAVANAUGH, Matt	5	7	0	0	5	6	5	2	7	2	15	0	2	0	1	1	19
44	BENSON, Josh	1	3	0	0	2	2	0	1	1	2	4	0	0	0	1	18	
TEAM															5	5	1	
Totals.....		22	64	3	17	22	28	18	27	45	17	69	7	11	3	6	19	8

TOTAL FG%	1st Half: 10-36 27.8%	2nd Half: 12-28 42.9%	Game: 34.4%	DEADBALL
3-Pt. FG%	1st Half: 1-10 10.0%	2nd Half: 2-7 28.6%	Game: 17.6%	REBOUNDS
F Throw %	1st Half: 5-5 100%	2nd Half: 17-23 73.9%	Game: 78.6%	4,2

HOME TEAM: Seton Hall 6-5

##	Player	fg	fga	3-pt	ft	fta	rebounds		pf	tp	a	to	blk	s	min			
							of	de										
15	POPE, Herb	f	3	8	0	0	1	4	6	5	11	4	7	1	0	0	1	27
23	EDWIN, Fuquan	f	3	9	2	3	2	2	2	7	9	3	10	1	0	1	0	28
32	ROBINSON, Jeff	f	6	11	1	2	2	2	1	2	3	15	0	2	2	0	0	23
10	THEODORE, Jordan	g	5	17	3	6	0	0	1	1	2	2	13	5	3	0	2	34
22	JACKSON, Jamel	0	6	0	5	0	0	0	1	1	2	0	2	0	0	0	0	20
02	LAWRENCE, Keon	1	2	1	2	2	2	0	2	2	5	2	1	0	0	0	0	24
14	POLYNICE, Eniel	6	9	0	0	1	3	0	4	4	1	13	5	0	4	1	19	
33	AUDA, Patrik	0	1	0	1	2	2	1	1	2	5	2	0	2	0	0	0	25
TEAM															2	3	5	
Totals.....		24	63	7	19	10	15	13	26	39	22	65	16	9	6	5	20	0

TOTAL FG%	1st Half: 16-32 50.0%	2nd Half: 8-31 25.8%	Game: 38.1%	DEADBALL
3-Pt. FG%	1st Half: 4-8 50.0%	2nd Half: 3-11 27.3%	Game: 36.8%	REBOUNDS
F Throw %	1st Half: 4-7 57.1%	2nd Half: 6-8 75.0%	Game: 66.7%	2

Officials: John Cahill, Bob Donato, Earl Walton
Technical fouls: Dayton-None. Seton Hall-None.
Attendance: 7162

Score by Periods	1st	2nd	Total
Dayton	26	43	69
Seton Hall	40	25	65

DAYTON RALLIES TO EDGE PIRATES, 69-65

NEWARK, N.J. - The Seton Hall men's basketball team dropped a 69-65 decision to Dayton on Wednesday night at Prudential Center. The Pirates (6-5) led by 14 at the intermission, but the Flyers (10-3) used a big run in the second half to come up with the win.

Senior Eniel Polynice (Sarasota, Fla.) had his best all-around game in a Seton Hall uniform, scoring 13 points while dishing out five assists with two rebounds and two steals in 29 minutes off the bench. Senior Jeff Robinson (Trenton, N.J.) led the team with 15 points.

The Pirates broke the game open with a 14-2 run to take a 28-16 lead with 7:12 remaining in the first half. From there, Polynice took over, scoring 10 of SHU's last 13 points of the period to extend the advantage, 40-26, heading into the locker room.

After trading hoops for much of the opening minutes of the second stanza, a Robinson slam brought the score to 46-35 at the 16:16 mark before Dayton made its move. The Flyers scored the next 13 points over the next four minutes to take the lead, 48-46, with 13:41 remaining.

A Polynice drive and kick to Robinson on the wing from beyond the arc put the Pirates back on top, 55-52, with 8:59 to go, but the Flyers built up a 66-59 lead by holding Seton Hall to just one field goal over the next 8:24.

Junior Jordan Theodore (Englewood, N.J.) hit a long three-pointer from the left wing with just 23 seconds left, but Dayton hit foul shots down the stretch to hang on for the victory.

Matt Kavanaugh led the Flyers with 15 points off the bench. Chris Johnson had a double-double with 10 points and 10 rebounds.

Dayton out-rebounded the Pirates, 45-39, but scored 20 second-chance points, compared to just seven for the Hall.

GAME 12

RICHMOND 69, SETON HALL 61

Dec. 26, 2009 • Prudential Center • Newark, N.J.

Official Basketball Box Score -- Game Totals -- Final Statistics

Richmond vs Seton Hall
12/26/10 Noon at Newark, N.J. - Prudential Center

VISITORS: Richmond 10-3

##	Player	fg	fga	3-pt	ft	fta	rebounds		pf	tp	a	to	blk	s	min			
							of	de										
15	MARTEL, Francis	f	4	5	1	1	0	0	1	2	4	9	0	0	0	1	11	
32	HARPER, Justin	f	9	17	6	8	0	0	1	7	8	1	24	2	2	1	2	38
41	GERIOT, Dan	c	2	8	0	1	2	2	1	1	2	1	6	2	2	0	0	19
03	BROTHERS, Darien	g	2	7	1	5	2	5	1	1	2	3	7	2	1	0	0	26
14	ANDERSON, Kevin	g	5	15	1	4	3	4	0	2	2	0	14	5	3	0	2	40
01	GARRETT, Darrius	2	3	0	0	0	0	0	2	5	7	2	4	1	0	4	0	18
02	LINDSAY, Cedrick	0	0	0	0	1	2	0	1	1	3	1	1	1	0	0	14	
11	GARRETT, Darrius	0	0	0	0	0	0	0	0	0	0	0	0	0	0	0	0	1
12	SMITH, Kevin	1	1	0	0	2	2	1	4	5	1	4	3	2	0	1	2	9
34	WILLIAMS, Derrick	0	1	0	0	0	0	0	1	0	1	0	0	0	0	0	0	4
TEAM															1	2	3	
Totals.....		25	57	9	19	10	15	9	24	33	15	69	16	11	5	6	20	0

TOTAL FG%	1st Half: 12-30 40.0%	2nd Half: 13-27 48.1%	Game: 43.9%	DEADBALL
3-Pt. FG%	1st Half: 5-10 50.0%	2nd Half: 4-9 44.4%	Game: 47.4%	REBOUNDS
F Throw %	1st Half: 1-2 50.0%	2nd Half: 9-13 69.2%	Game: 66.7%	2,2

HOME TEAM: Seton Hall 6-6

##	Player	fg	fga	3-pt	ft	fta	rebounds		pf	tp	a	to	blk	s	min			
							of	de										
15	POPE, Herb	f	4	12	0	1	1	5	3	9	12	4	9	2	3	0	0	28
23	EDWIN, Fuquan	f	4	11	2	3	2	5	1	3	4	2	12	0	0	0	2	32
32	ROBINSON, Jeff	f	7	10	0	3	3	5	5	10	3	17	2	0	0	0	0	37
10	THEODORE, Jordan	g	6	15	1	4	2	3	1	2	3	1	15	4	3	0	0	34
22	JACKSON, Jamel	g	1	3	0	1	0	0	0	0	1	2	2	1	0	0	0	19
01	OKOLOJI, Anali	0	1	0	1	0	0	0	1	1	0	0	0	0	0	0	0	2
02	LAWRENCE, Keon	1	1	1	1	1	2	0	2	2	1	4	0	3	0	0	0	14
14	POLYNICE, Eniel	1	5	0	0	0	0	2	3	5	0	2	1	2	0	0	0	18
33	AUDA, Patrik	0	2	0	0	0	0	2	0	2	1	0	2	1	0	0	0	16
TEAM															1	1		
Totals.....		24	60	4	11	9	18	15	25	40	13	61	13	14	0	2	20	0

TOTAL FG%	1st Half: 16-28 57.1%	2nd Half: 8-32 25.0%	Game: 40.0%	DEADBALL
3-Pt. FG%	1st Half: 3-9 33.3%	2nd Half: 1-2 50.0%	Game: 36.4%	REBOUNDS
F Throw %	1st Half: 0-2 0.0%	2nd Half: 9-16 56.3%	Game: 50.0%	4,1

Officials: Tim Higgins, Brian O'Connell, Gary Prager
Technical fouls: Richmond-MARTEL, Francis. Seton Hall-ROBINSON, Jeff.
Attendance: 6634

Score by Periods	1st	2nd	Total
Richmond	30	39	69
Seton Hall	35	26	61

RICHMOND HOLDS ON TO DEFEAT PIRATES, 69-61

NEWARK, N.J. - The Seton Hall men's basketball team played another strong first half, but could not quite finish the job as Richmond topped the Pirates, 69-61, in a Sunday matinee. Senior Jeff Robinson (Trenton, N.J.) led the squad with 17 points on 7-of-10 shooting and pulled down 10 rebounds.

Junior Jordan Theodore (Englewood, N.J.) added 15 points and junior Herb Pope (Aliquippa, Pa.) chipped in with nine points and a game-high 12 boards.

After a back-and-forth start, Fuquan Edwin (Paterson, N.J.) dropped in a three-pointer in the corner to give SHU (6-6) a 19-13 edge with 11:49 left in the first half. The Spiders (10-3) closed within a point on three occasions before finally regaining the lead, 28-27, on a Dan Geriot jumper from the foul line with 5:01 remaining in the half.

Robinson scored the next six points of the game to put the Pirates ahead by five, including a monstrous dunk off a set play set up by a nice feed by Pope. Senior Eniel Polynice (Sarasota, Fla.) converted on a back-door layup as time wound down in the half to give Seton Hall a 35-30 lead into the break.

Richmond used a 9-1 run to even things up, 39-39, at the 16:39 mark of the second, but a three-point play by Theodore gave the advantage back to the Pirates just 28 seconds later. The lead would change hands six times over the next six-plus minutes until a friendly roll on a Theodore jumper capped a 7-0 run, putting the Hall on top, 58-53, with 8:54 remaining.

The Pirates then went cold on offense for a 7:08 stretch and the Spiders jumped ahead 64-59 off of a pair of contested jumpers by Justin Harper with 2:47 to go. A second-chance putback by Robinson pulled the Pirates within three, but they would get no closer.

Harper led all scorers with 24 points, aided by 6-of-8 shooting from downtown.

SHU won the battle of the boards by a 40-33 margin. The Pirates shot a blistering 57.1 percent from the floor in the first half, but just 25 percent in the second.

SETON HALL MEN'S BASKETBALL AT #9 NOTRE DAME • FEBRUARY 26, 2011

2010-11 BOX SCORES

GAME 15

LOUISVILLE 73, SETON HALL 54

Jan. 5, 2011 • KFC Yum! Center • Louisville, Ky.

Official Basketball Box Score -- Game Totals -- Final Statistics
SETON HALL vs LOUISVILLE
01/05/11 7:02PM at KFC Yum! Center, LOUISVILLE, KY

VISITORS: SETON HALL 7-8,1-2

##	Player	tot-fg	3-pt	rebounds	pf	tp	a	to blk	s	min
		fg	fga	ft	fta	of	de	tot		
15	POPE, Herb	f 2	5	0	1	3	4	3	3	6
32	ROBINSON, Jeff	f 4	14	2	6	4	6	2	2	4
02	LAWRENCE, Keon	g 1	7	0	2	0	0	2	3	5
10	THEODORE, Jordan	g 2	9	1	3	3	4	3	2	5
23	EDWIN, Fuquan	g 7	17	2	9	2	2	3	6	9
01	OKOLOJI, Anali	0	2	0	0	0	0	1	0	1
14	POLYNICE, Eniel	1	3	0	1	0	0	1	1	2
22	JACKSON, Jamel	1	5	1	4	0	0	1	1	2
TEAM								2		
Totals.....		18	62	6	26	12	16	17	18	35
		11	54	11	14	2	6	200		

TOTAL FG% 1st Half: 7-31 22.6% 2nd Half: 11-31 35.5% Game: 29.0% DEADBALL
3-Pt. FG% 1st Half: 3-13 23.1% 2nd Half: 3-13 23.1% Game: 23.1% REBOUNDS
F Throw % 1st Half: 4-7 57.1% 2nd Half: 8-9 88.9% Game: 75.0% 2

HOME TEAM: LOUISVILLE 12-2,1-0

##	Player	tot-fg	3-pt	rebounds	pf	tp	a	to blk	s	min
		fg	fga	ft	fta	of	de	tot		
00	GOODE, George	f 3	7	0	0	0	0	2	1	3
14	KURIC, Kyle	f 3	4	1	2	0	0	1	1	2
02	KNOWLES, Preston	g 3	12	0	4	2	2	2	7	9
03	SIVA, Peyton	g 6	12	1	5	1	2	0	7	7
05	SMITH, Chris	g 4	5	1	2	0	2	1	4	5
10	DIENG, Gorgui	4	6	0	0	1	3	4	2	6
23	JENNINGS, Terrence	1	4	0	0	0	0	1	0	1
24	SMITH, Russ	0	3	0	2	0	0	0	0	0
33	MARRA, Mike	3	5	3	5	5	0	2	2	1
44	VAN TREESE, Stephan	2	3	0	0	0	0	5	10	2
TEAM								1		
Totals.....		29	61	6	20	9	14	17	29	46
		14	73	16	9	10	200			

TOTAL FG% 1st Half: 15-32 46.9% 2nd Half: 14-29 48.3% Game: 47.5% DEADBALL
3-Pt. FG% 1st Half: 4-12 33.3% 2nd Half: 2-8 25.0% Game: 30.0% REBOUNDS
F Throw % 1st Half: 2-2 100% 2nd Half: 7-12 58.3% Game: 64.3% 2

Officials: Ed Corbett, Bob Donato, Karl Hess
Technical fouls: SETON HALL-None. LOUISVILLE-None.
Attendance: 21912

Score by Periods	1st	2nd	Total
SETON HALL	21	33	54
LOUISVILLE	36	37	73

PIRATES FALL IN LOUISVILLE, 73-54

LOUISVILLE, KY – Freshman Fuquan Edwin (Paterson, N.J.) scored a career-high 18 points, but it was not enough as the Seton Hall men's basketball team fell in coach Kevin Willard's return to Louisville, 73-54.

To go with his 18 points, Edwin also tied his career-high with nine rebounds.

Seton Hall's offense struggled from the start as the Cardinals scored the first 10 points of the game. Junior Herb Pope (Aliquippa, Pa.) converted inside out a lob from Keon Lawrence (Newark, N.J.) for the Pirates first points with 13:54 remaining in the first half. But the Pope bucket only briefly interrupted Louisville's opening run. The Cardinals would score the next 14 points, leaving Seton Hall in a deep, 24-2 hole with 10:17 to go before the half.

The Pirates (7-8, 1-2) connected on just one of their first 14 shots from the floor.

Senior Jeff Robinson (Trenton, N.J.) hit a three-pointer to end the Louisville run and jump-start the Pirates offense. Over the next 3:14, Seton Hall would go on an 11-2 run to get it to within 13 at 26-13.

The teams traded buckets for most of the remaining half and Louisville took a 36-21 lead into halftime.

The Pirates shot just 22.6% from the floor in the first half compared to 46.9% for Louisville. Seton Hall also committed eight first half turnovers.

Jeff Robinson led the Pirates in the first half with nine points.

Louisville's Gorgui Dieng slammed home a put-back to cap a 13-2 run for the Cardinals early in the second half and make the score 51-28 with 12:57 remaining in regulation.

The lead grew to as many as 28 and then Fuquan Edwin went on a run of his own. The 6-foot-6 freshman would score 11 straight points and Seton Hall pulled to within 19 at 58-39 with 8:22 left to play.

Keon Lawrence scored on a floater in the lane and the Louisville lead was reduced to 17 points with 6:24 remaining, but Seton Hall would get no closer than 16 points the rest of the way.

Seton Hall finished at 29.0% shooting from the field, while Louisville was 47.5%.

Louisville was led by Mike Marra and Peyton Siva who both scored 14 points.

GAME 16

SYRACUSE 61, SETON HALL 56

Jan. 8, 2011 • Prudential Center • Newark, N.J.

Official Basketball Box Score -- Game Totals -- Final Statistics
Syracuse vs Seton Hall
1/8/11 Noon at Newark, N.J. - Prudential Center

VISITORS: Syracuse 16-0, 3-0

##	Player	tot-fg	3-pt	rebounds	pf	tp	a	to blk	s	min
		fg	fga	ft	fta	of	de	tot		
00	JACKSON, Rick	f 4	7	0	0	1	4	3	11	14
32	JOSEPH, Kris	f 3	8	1	3	8	17	1	7	8
51	MELO, Fab	c 1	2	0	0	0	0	1	1	2
11	JARDINE, Scoop	g 4	11	1	6	3	5	0	1	1
20	TRICHE, Brandon	g 5	7	4	5	1	2	0	1	1
03	WAITERS, Dion	0	1	0	0	0	0	0	0	1
05	FAIR, C.J.	1	3	0	1	2	0	0	2	3
12	KEITA, Baye Moussa	0	0	0	2	4	3	0	5	2
43	SOUTHERLAND, James	1	4	0	2	1	2	0	2	2
TEAM								2		
Totals.....		19	43	6	17	17	36	7	25	32
		18	61	9	15	5	6	202		

TOTAL FG% 1st Half: 7-23 30.4% 2nd Half: 12-20 60.0% Game: 44.2% DEADBALL
3-Pt. FG% 1st Half: 1-8 12.5% 2nd Half: 5-9 55.6% Game: 35.3% REBOUNDS
F Throw % 1st Half: 5-10 50.0% 2nd Half: 12-26 46.2% Game: 47.2% 9,2

HOME TEAM: Seton Hall 7-9, 1-3

##	Player	tot-fg	3-pt	rebounds	pf	tp	a	to blk	s	min
		fg	fga	ft	fta	of	de	tot		
15	POPE, Herb	f 5	9	0	0	4	5	9	11	20
32	ROBINSON, Jeff	f 7	14	1	2	2	2	5	9	14
02	LAWRENCE, Keon	g 1	6	1	3	1	2	0	1	5
10	THEODORE, Jordan	g 0	10	0	7	2	2	0	3	3
23	EDWIN, Fuquan	g 5	16	0	5	2	2	2	4	3
01	OKOLOJI, Anali	0	0	0	0	0	0	0	0	0
14	POLYNICE, Eniel	1	3	0	1	0	0	0	1	2
22	JACKSON, Jamel	2	9	1	8	0	0	0	2	5
42	GERAMIPOOR, Aaron	0	0	0	0	0	0	0	1	1
TEAM								1		
Totals.....		21	67	3	26	11	13	17	27	44
		23	56	12	13	0	7	200		

TOTAL FG% 1st Half: 8-35 22.9% 2nd Half: 13-32 40.6% Game: 31.3% DEADBALL
3-Pt. FG% 1st Half: 0-17 0.0% 2nd Half: 3-9 33.3% Game: 11.5% REBOUNDS
F Throw % 1st Half: 3-4 75.0% 2nd Half: 8-9 88.9% Game: 84.6% 4

Officials: Ed Hightower, Brent Hampton, Wally Rutecki
Technical fouls: Syracuse-None. Seton Hall-None.
Attendance: 10862

Score by Periods	1st	2nd	Total
Syracuse	20	41	61
Seton Hall	19	37	56

UPSET FALLS SHORT AS SYRACUSE EDGES PIRATES, 61-56

NEWARK, N.J. - Junior Herb Pope (Aliquippa, Pa.) played his finest game of the season, but #4 Syracuse topped the Seton Hall men's basketball team, 61-56, on Saturday afternoon. Pope scored a season-high 14 points on 5-of-9 shooting and tied a career-best with 20 boards.

Senior Jeff Robinson (Trenton, N.J.) led all scorers with 17 points and added 14 rebounds. Brandon Triche and Kris Joseph paced the Orange (16-0, 3-0) with 15 points apiece.

After Syracuse scored the first five points of the game, the Pirates (7-9, 1-3) pulled within 7-6 after Jordan Theodore (Englewood, N.J.) hit Fuquan Edwin (Paterson, N.J.) for a transition layup with 15:50 remaining in the first half.

A free-throw by Joseph put the Orange ahead, 18-12, with 5:06 left in the half, but SHU responded with a 7-2 spurt to close the half, and went into the locker room down just, 20-19.

The Pirates were 0-for-17 from beyond the arc in the first half and converted on just 8-of-35 field goal attempts (22.9 percent). SU also struggled from the floor, making just 7-of-23 (30.4 percent) in the frame.

Robinson broke the draught from three-point range with a trifecta on the left wing to knot the score, 22-22, just 24 seconds into the second half. Triche answered with five straight points to build the lead back up to five with 17:30 left.

Back-to-back three-pointers by Scoop Jardine and Triche extended the margin to 38-28 with 13:33 to go. A tip-in by Rick Jackson gave the Orange their largest lead of the game, 54-40 with just 5:57, but SHU would not go away without a fight.

Pope scored seven his points during a 10-0 run over the next three-plus minutes and pulled within three and a pair of free-throws from Theodore made it, 55-53, with 2:18 to go. Syracuse missed some crucial foul shots down the stretch to keep it a two-possession game, but the Pirates could not capitalize to keep the Orange's undefeated record alive.

Jackson finished up with 14 rebounds to lead SU, but it was Seton Hall who held a 44-32 edge on the glass. The Orange shot 60 percent in the second half to finish at 44.2 percent for the game.

SETON HALL MEN'S BASKETBALL AT #9 NOTRE DAME • FEBRUARY 26, 2011

2010-11 BOX SCORES

GAME 17 SETON HALL 78, DE PAUL 67 Jan. 12, 2011 • Allstate Arena • Rosemont, Ill.

Official Basketball Box Score -- Game Totals -- Final Statistics
Seton Hall vs DePaul
01-12-11 8:00 pm at Allstate Arena - Rosemont, Ill.

VISITORS: Seton Hall 8-9, 2-3

##	Player	fg	fga	3-pt	fga	ft	fta	of	de	tot	pf	tp	a	to	blk	s	min
15	POPE, Herb	f	6	8	0	0	3	6	2	4	6	5	15	2	2	1	23
23	EDWIN, Fuquan	f	3	7	0	1	0	0	0	4	4	3	6	1	1	0	26
32	ROBINSON, Jeff	f	3	3	1	1	2	0	6	6	4	8	0	1	1	0	26
02	LAWRENCE, Keon	g	3	7	0	1	2	2	1	7	8	0	8	4	4	0	30
10	THEODORE, Jordan	g	3	5	0	1	4	6	1	1	2	2	10	4	2	0	27
01	OKOLOJI, Anali	g	1	2	0	0	2	2	0	3	3	1	4	0	1	0	5
14	POLYNICE, Eniel	g	2	3	0	0	0	1	1	6	7	0	4	4	0	0	26
21	HAZELL, Jeremy	g	10	17	2	5	1	1	0	1	1	1	23	2	2	2	30
42	GERAMIPOOR, Aaron	g	0	1	0	0	0	0	1	0	1	0	0	0	0	0	7
TEAM								1	1								
Totals			31	53	3	9	13	20	6	33	39	16	78	20	13	3	4 200

TOTAL FG% 1st Half: 11-24 45.8% 2nd Half: 20-29 69.0% Game: 58.5% DEADBALL
3-pt. FG% 1st Half: 3-7 42.9% 2nd Half: 0-2 0.0% Game: 33.3% REBOUNDS
F Throw % 1st Half: 7-10 70.0% 2nd Half: 6-10 60.0% Game: 65.0% 3

HOME TEAM: DePaul 6-10, 0-4

##	Player	fg	fga	3-pt	fga	ft	fta	of	de	tot	pf	tp	a	to	blk	s	min
12	MELVIN, Cleveland	f	8	21	0	0	5	8	4	5	9	1	21	2	0	1	33
33	FABER, Krys	c	3	6	0	0	1	2	2	4	6	3	7	0	0	0	22
11	KELLY, Jeremiah	g	3	9	2	5	0	0	2	1	3	1	8	3	3	0	34
20	YOUNG, Brandon	g	4	8	1	3	3	0	2	2	0	12	4	2	0	0	33
23	DREW, Jimmy	g	2	5	0	2	4	5	0	1	1	4	8	4	0	0	29
00	BIZOUKAS, Michael	g	0	2	0	1	0	0	0	0	0	4	0	0	0	0	12
01	STOVALL, Mike	g	2	4	0	0	0	0	1	1	0	4	2	1	0	0	11
10	STULA, Mario	g	0	1	0	1	0	0	0	0	0	0	0	0	0	0	1
15	MORGAN, Moses	g	0	1	0	1	0	0	0	0	0	0	0	0	0	0	4
22	FREELAND, Tony	g	3	8	0	0	1	2	0	5	5	3	7	0	0	1	21
TEAM								3	1	4							
Totals			25	65	3	13	14	20	11	20	31	16	67	15	6	2	6 200

TOTAL FG% 1st Half: 12-34 35.3% 2nd Half: 13-31 41.9% Game: 38.5% DEADBALL
3-pt. FG% 1st Half: 0-2 0.0% 2nd Half: 3-11 27.3% Game: 23.1% REBOUNDS
F Throw % 1st Half: 7-9 77.8% 2nd Half: 7-11 63.6% Game: 70.0% 2

Officials: Brian O'Connell, Chris Beaver, Earl Walton
Technical fouls: Seton Hall-None. DePaul-None.
Attendance: 7211

Score by Periods	1st	2nd	Total
Seton Hall	32	46	78
DePaul	31	36	67

HAZELL RETURNS TO LEAD PIRATES PAST DE PAUL, 78-67

ROSEMONT, ILL. -- Senior Jeremy Hazell (Harlem, N.Y.) returned from injury and scored a game-high 23 points to lead the Seton Hall men's basketball team to a 78-67 victory at DePaul on Wednesday.

Returning to the court for the first time since Nov. 19, Hazell was playing in only his fourth game of the season after missing nearly two months with a broken scaphoid bone in his left wrist. The 6-foot-5 guard was 10-for-17 from the field in 30 minutes off the bench.

Junior Jordan Theodore (Englewood, N.J.) found a streaking Hazell for an easy layup to push Seton Hall out to an early 8-2 lead. Moments later three-pointers on consecutive possessions by Hazell and Jeff Robinson (Trenton, N.J.) put the Pirates out front 14-6, with 12:55 remaining in the first half.

But DePaul would respond with a 9-0 run to give the Blue Demons a 15-14 lead with 10:09 to play before halftime.

Hazell hit a three-pointer with 7:09 to go in the half to put the Pirates up 22-16, but DePaul would battle back again and the final minutes of the first half would remain close with Seton Hall taking a 32-31 lead into the locker room.

The Pirates out-shot and out-rebounded the Blue Demons in the first half, but committed seven turnovers to must one for DePaul.

During the first 10 minutes of the second half, the Pirates lead gradually grew. Hazell's three-point play with 16:39 to go gave Seton Hall a 44-39 lead. Meanwhile, Keon Lawrence's (Newark, N.J.) nifty spin-around in the lane and layup pushed the Pirates lead to seven at 53-46 with 10:48 remaining in regulation.

DePaul's Cleveland Melvin scored to pull the Blue Demons to within five at 55-50 with 9:47 to play, but Seton Hall would go on a 12-2 run to extend the Pirates lead to 15 points, at 67-52 with 7:06 remaining.

The lead would grow as high as 17 points and Seton Hall closed through the final minutes of the game.

Seton Hall shot a blistering 58.5% from the floor compared to just 38.5% for DePaul. The Pirates also out-rebounded the Blue Demons, 39-to-31.

Cleveland Melvin led DePaul with 21 points and nine rebounds.

GAME 18 PITTSBURGH 74, SETON HALL 53 Jan. 15, 2011 • Petersen Events Center • Pittsburgh, Pa.

Official Basketball Box Score -- Game Totals -- Final Statistics
Seton Hall vs PITT
01/15/11 7:00 PM at Petersen Events Center, Pittsburgh, PA

VISITORS: Seton Hall (8-10, 2-4)

##	Player	fg	fga	3-pt	fga	ft	fta	of	de	tot	pf	tp	a	to	blk	s	min
15	POPE, Herb	f	6	12	0	0	3	9	4	6	10	2	15	2	5	6	35
32	ROBINSON, Jeff	f	4	9	2	5	0	0	8	8	2	10	1	0	3	0	36
02	LAWRENCE, Keon	g	1	2	0	0	0	0	1	1	1	2	2	0	0	0	16
10	THEODORE, Jordan	g	4	6	0	0	3	3	0	5	5	1	11	3	2	0	32
21	HAZELL, Jeremy	g	3	13	1	8	2	2	0	0	0	9	1	1	0	1	35
01	OKOLOJI, Anali	g	1	1	0	0	0	0	0	0	0	0	2	0	0	0	2
14	POLYNICE, Eniel	g	0	2	0	0	0	0	0	1	1	0	2	1	2	1	17
23	EDWIN, Fuquan	g	2	6	0	1	0	0	0	0	0	3	4	0	1	0	20
42	GERAMIPOOR, Aaron	g	0	0	0	0	0	0	0	1	1	0	1	0	0	0	7
TEAM										1							
Totals			21	51	3	14	8	14	4	23	27	11	53	11	10	11	5 200

TOTAL FG% 1st Half: 8-25 32.0% 2nd Half: 13-26 50.0% Game: 41.2% DEADBALL
3-pt. FG% 1st Half: 1-4 25.0% 2nd Half: 2-10 20.0% Game: 21.4% REBOUNDS
F Throw % 1st Half: 1-2 50.0% 2nd Half: 7-12 58.3% Game: 57.1% 4

HOME TEAM: PITT (17-1, 5-0)

##	Player	fg	fga	3-pt	fga	ft	fta	of	de	tot	pf	tp	a	to	blk	s	min
05	BROWN, Gilbert	f	2	5	1	4	0	0	2	2	4	0	5	2	1	0	1 26
35	ROBINSON, Nasir	f	4	11	0	1	0	0	4	0	4	1	8	2	2	0	0 24
52	McGHEE, Gary	c	6	12	0	0	1	1	6	4	10	3	13	0	0	0	21
12	GIBBS, Ashton	g	3	13	2	9	0	0	4	4	3	8	1	3	0	0	29
22	WANAMAKER, Brad	g	4	9	0	0	1	2	4	3	7	0	9	7	0	0	1 27
01	WOODALL, Travon	g	3	4	2	2	0	0	4	4	2	8	3	1	0	1	22
11	TAYLOR, Dante	g	3	5	0	0	1	2	0	5	5	3	7	2	0	1	0 16
14	RIVERS, Nick	g	0	1	0	0	0	0	0	0	0	0	0	0	0	0	1
15	NWANKWO, Aron	g	0	0	0	0	0	0	0	0	0	0	0	0	0	0	1
21	PATTERSON, Lamar	g	0	1	0	1	0	0	0	0	0	0	0	2	1	0	0 10
42	ZANNA, Talib	g	3	7	0	0	4	6	2	2	4	1	10	1	1	0	0 13
44	MOORE, J.J.	g	2	2	2	2	0	1	1	2	0	6	0	0	0	0	7
55	RICHARDSON, J.J.	g	0	2	0	1	0	0	0	1	1	0	0	0	0	0	3
TEAM										4		2					
Totals			30	72	7	20	7	13	23	28	51	14	74	20	9	1	3 200

TOTAL FG% 1st Half: 15-38 39.5% 2nd Half: 15-34 44.1% Game: 41.7% DEADBALL
3-pt. FG% 1st Half: 2-10 20.0% 2nd Half: 5-10 50.0% Game: 35.0% REBOUNDS
F Throw % 1st Half: 1-1 100% 2nd Half: 6-12 50.0% Game: 53.8% 2

Officials: Joe Lindsay (R), Clarence Armstrong, Jeff Anderson
Technical fouls: Seton Hall-None. PITT-None.
Attendance: 9236

Score by Periods	1st	2nd	Total
Seton Hall	18	35	53
PITT	33	41	74

PITTSBURGH DOWNS PIRATES, 74-53

PITTSBURGH, PA. -- Junior Herb Pope (Aliquippa, Pa.) logged a double-double in a return to his hometown area, but it was not enough as Pittsburgh downed the Seton Hall men's basketball team, 74-53, on Saturday.

Pope's game included his fourth double-double of the season with team-highs of 15 points, 10 rebounds and a career-high six blocked shots. Senior Jeremy Hazell (Harlem, N.Y.), playing in only his second game since returning from a two-month absence with a broken left wrist, scored just nine points.

Hazell connected on a three-pointer to give Seton Hall an early 7-6 lead, but Pittsburgh's Travon Woodall hit a three-pointer of his own on the ensuing possession to put the Panthers back on top, 9-7. Woodall's bucket ignited an 8-0 Pittsburgh run to give the Panthers a large early lead, 14-7, with 11:26 to go before halftime.

Senior Jeff Robinson (Trenton, N.J.) scored to cut the Panthers lead to seven points, but Pittsburgh went on another run, this time of the 11-3 variety, to give them a 29-14 lead with just 3:36 remaining in the first half.

The teams traded baskets in the closing minutes of the first half and Pittsburgh carried a 33-18 lead into the locker room at halftime.

Herb Pope led the Pirates at the half with team-highs of seven points and six rebounds. Gary McGee led the Panthers with 10 points.

The shooting percentages weren't dramatically different, but Pittsburgh out-rebounded the Pirates, 26-to-14, in the first half.

Seton Hall came out in the second half shooting better, but Pittsburgh did as well. Through the first nine minutes of the second half, the Pirates' deficit was the same as it was at the half, 15 points at 51-36.

Pittsburgh's Ashton Gibbs hit a three-pointer with 7:50 remaining in regulation to give the Panthers a commanding 60-40 lead. In the closing minutes of the game, Seton Hall would not mount a comeback.

The teams shot nearly identical from the field as Pittsburgh edged the Pirates, 41.7%-to-41.2%, but it was on the glass that Seton Hall felt a mismatch. The Panthers out-rebounded the Pirates, 51-to-27.

Gary McGee led Pittsburgh with team-highs of 13 points and 10 rebounds.

SETON HALL MEN'S BASKETBALL AT #9 NOTRE DAME • FEBRUARY 26, 2011

2010-11 BOX SCORES

GAME 19

GEORGETOWN 80, SETON HALL 75

Jan. 18, 2011 • Prudential Center • Newark, N.J.

Official Basketball Box Score -- Game Totals -- Final Statistics
 Georgetown vs Seton Hall
 1/18/11 7:00 p.m. at Newark, N.J. - Prudential Center

##	Player	tot-fg		3-pt		rebounds			pf	tp	a	toblk	s	min				
		fg	fga	fg	fga	of	de	tot										
VISITORS: Georgetown 14-5, 3-4																		
01	THOMPSON, Hollis	f	5	7	2	4	2	4	2	3	2	14	1	0	0	26		
22	VAUGHN, Julian	f	5	10	0	0	1	2	2	4	6	2	11	2	1	4	0	31
04	WRIGHT, Chris	g	5	11	1	5	6	8	1	5	6	1	17	6	3	0	1	37
15	FREEMAN, Austin	g	10	13	3	4	5	5	1	4	5	2	28	3	1	1	0	35
21	CLARK, Jason	g	3	8	0	3	2	3	3	6	2	8	3	3	0	0	34	
05	STARKS, Markel	0	2	0	0	1	0	0	0	1	1	2	0	0	2	0	7	
14	SIMS, Henry	0	1	0	0	0	2	0	0	0	2	0	1	0	0	0	9	
20	BENIMON, Jerrelle	0	2	0	0	0	0	0	1	1	2	1	0	0	0	0	3	
34	LUBICK, Nate	1	1	0	0	0	0	0	1	3	4	1	2	2	3	1	0	18
TEAM																		
Totals.....		29	55	6	17	16	23	12	24	36	15	80	18	15	6	3	200	

TOTAL FG%	1st Half: 16-27 59.3%	2nd Half: 13-28 46.4%	Game: 52.7%	DEADBALL
3-Pt. FG%	1st Half: 4-9 44.4%	2nd Half: 2-8 25.0%	Game: 35.3%	REBOUNDS
F Throw %	1st Half: 2-3 66.7%	2nd Half: 14-20 70.0%	Game: 69.6%	3,1

HOME TEAM: Seton Hall 8-11, 2-5																		
##	Player	tot-fg		3-pt		rebounds			pf	tp	a	toblk	s	min				
		fg	fga	fg	fga	of	de	tot										
15	POPE, Herb	f	7	11	0	2	5	5	4	9	5	16	0	3	1	2	33	
32	ROBINSON, Jeff	f	9	13	1	2	3	4	3	7	1	21	2	1	0	0	35	
02	LAWRENCE, Keon	g	1	4	0	1	0	1	0	1	2	2	4	1	2	0	32	
10	THEODORE, Jordan	g	7	13	0	1	3	5	0	4	4	17	6	0	0	0	35	
21	HAZELL, Jeremy	g	5	16	1	7	4	4	1	2	3	1	15	1	0	0	36	
14	POLYNICE, Eniel	2	8	0	0	0	0	2	4	6	1	4	1	0	0	2	19	
23	EDWIN, Fuquan	0	3	0	1	0	0	1	0	1	4	0	1	2	1	0	8	
42	GERAMPOOR, Aaron	0	0	0	0	0	0	0	0	0	0	1	0	0	0	0	2	
TEAM																		
Totals.....		31	68	2	12	11	18	17	18	35	18	75	15	8	4	6	200	

TOTAL FG%	1st Half: 11-32 34.4%	2nd Half: 20-36 55.6%	Game: 45.6%	DEADBALL
3-Pt. FG%	1st Half: 1-5 20.0%	2nd Half: 1-7 14.3%	Game: 16.7%	REBOUNDS
F Throw %	1st Half: 8-10 80.0%	2nd Half: 3-8 37.5%	Game: 61.1%	2

Officials: Michael Stephens, Mike Roberts, Mike Stuart
 Technical fouls: Georgetown-None. Seton Hall-None.
 Attendance: 7593

Score by Periods	1st	2nd	Total
Georgetown	38	42	80
Seton Hall	31	44	75

#23 GEORGETOWN EDGES PIRATES, 80-75

NEWARK, N.J. - The Seton Hall men's basketball team led by as many as seven points in the second half, but a late flurry guided No. 23 Georgetown to an 80-75 win on Tuesday night. Preseason BIG EAST Player of the Year Austin Freeman scored a game-high 28 points on 10-of-13 shooting for the Hoyas (14-5, 3-4).

Senior Jeff Robinson (Trenton, N.J.) led the Pirates (8-11, 2-5) with 21 points, shooting 9-of-13 from the field while grabbing seven boards. Junior Jordan Theodore (Englewood, N.J.) had 17 points, six assists and no turnovers in 35 minutes of action. Junior Herb Pope (Aliquippa, Pa.) chipped in with 16 points and a game-high nine rebounds before fouling out.

Hollis Thompson's three-pointer gave Georgetown its largest lead of the game, 43-33, just 53 seconds into the second half before Seton Hall made its push for the upset. Senior Jeremy Hazell (Harlem, N.Y.) scored 10 of his 15 points during a 19-2 run that turned the 10-point deficit into a 52-45 advantage with 12:13 left in the second half.

Pope and Robinson took over for the Pirates over the next eight-plus minutes, scoring a combined 15 points to help the Pirates maintain a two-possession lead for much of that stretch. A traditional three-point play by Robinson made it 73-67 with just 3:06 remaining.

Seton Hall missed its next six shots from the floor, and Pope picked up his fifth foul during a 9-0 Hoya run which gave them a 76-73 cushion with 27 seconds on the clock.

Theodore hit a jumper from the left corner with his foot on the three-point line with nine seconds left to pull the Pirates within one, but Georgetown converted on its last four free-throw attempts to put the game away.

After a back-and-forth start, the Hoyas jumped ahead, 20-17, on a layup by Julian Vaughn at the 8:49 mark of the first half. A pair of free-throws by Hazell cut the margin to one with 1:49 left before intermission, but Georgetown outscored the Hall 8-2 to close the period and take a 38-31 lead into halftime.

The Hoyas shot 59.3 percent in the first half and finished at 52.7 for the game. The Pirates shot 45.6 percent from the floor, but were just 2-of-18 (16.7 percent) from downtown. Seton Hall committed just eight turnovers for the game while forcing 15 Georgetown miscues.

GAME 20

RUTGERS 66, SETON HALL 60

Jan. 22, 2011 • Prudential Center • Newark, N.J.

Official Basketball Box Score -- Game Totals -- Final Statistics
 Rutgers vs Seton Hall
 1/22/11 Noon at Newark, N.J. - Prudential Center

VISITORS: Rutgers 12-7, 3-4																		
##	Player	tot-fg		3-pt		rebounds			pf	tp	a	toblk	s	min				
		fg	fga	fg	fga	of	de	tot										
11	MILLER, Dane	f	7	13	0	1	3	7	2	8	10	2	17	1	1	3	0	36
24	MITCHELL, Jonathan	f	5	8	1	2	3	6	2	7	9	0	14	1	3	1	1	31
55	HIRUTA, Gilvydas	f	4	9	0	2	4	8	6	5	11	3	12	1	2	2	0	33
10	BEATTY, James	g	2	7	2	5	0	1	0	0	0	2	6	0	1	0	0	22
31	COBURN, Mike	g	3	7	0	0	3	5	0	3	3	2	9	1	2	0	1	37
05	LUMPKINS, Robert	0	0	0	0	0	0	0	0	2	2	2	0	0	1	0	1	8
21	JOHNSON, Austin	2	5	0	0	0	0	0	0	3	3	1	4	1	1	0	0	18
32	POOLE, Mike	2	4	0	0	0	0	0	0	0	0	0	4	1	2	0	1	15
TEAM																		
Totals.....		25	53	3	10	13	27	12	32	44	12	66	6	13	6	4	200	

TOTAL FG%	1st Half: 14-30 46.7%	2nd Half: 11-23 47.8%	Game: 47.2%	DEADBALL
3-Pt. FG%	1st Half: 2-6 33.3%	2nd Half: 1-4 25.0%	Game: 30.0%	REBOUNDS
F Throw %	1st Half: 1-1 100%	2nd Half: 12-26 46.2%	Game: 48.1%	7

HOME TEAM: Seton Hall 8-12, 2-6																		
##	Player	tot-fg		3-pt		rebounds			pf	tp	a	toblk	s	min				
		fg	fga	fg	fga	of	de	tot										
15	POPE, Herb	f	5	14	0	2	5	7	4	12	16	5	15	1	2	3	2	37
32	ROBINSON, Jeff	f	5	14	2	7	0	0	2	6	8	3	12	1	2	0	3	39
10	THEODORE, Jordan	g	5	8	1	2	0	0	4	1	5	5	11	2	4	0	0	31
21	HAZELL, Jeremy	g	6	21	2	11	1	1	1	2	3	2	15	1	2	0	2	38
23	EDWIN, Fuquan	g	1	5	1	3	0	0	0	0	0	2	3	1	0	1	0	18
02	LAWRENCE, Keon	1	6	0	2	0	0	0	0	0	0	1	2	2	0	0	0	24
14	POLYNICE, Eniel	0	0	0	0	0	0	0	1	2	3	0	0	1	1	0	1	12
42	GERAMPOOR, Aaron	0	0	0	0	2	2	0	0	0	0	0	2	0	0	0	0	1
TEAM																		
Totals.....		23	68	6	27	8	10	15	23	38	18	60	9	11	4	8	200	

TOTAL FG%	1st Half: 8-25 32.0%	2nd Half: 15-43 34.9%	Game: 33.8%	DEADBALL
3-Pt. FG%	1st Half: 3-11 27.3%	2nd Half: 3-16 18.8%	Game: 22.2%	REBOUNDS
F Throw %	1st Half: 4-4 100%	2nd Half: 4-6 66.7%	Game: 80.0%	0

Officials: Ed Corbett, James Breeding, Gary Grager
 Technical fouls: Rutgers-None. Seton Hall-None.
 Attendance: 8929

Score by Periods	1st	2nd	Total
Rutgers	31	35	66
Seton Hall	23	37	60

RUTGERS BEATS PIRATES, 66-60

NEWARK, N.J. - The Seton Hall men's basketball team fell to Rutgers, 66-60, at Prudential Center on Saturday. The Pirates (8-12, 2-6) were led by Herb Pope (Aliquippa, Pa.), who scored 15 points and pulled down a game-high 16 rebounds.

Senior Jeremy Hazell (Harlem, N.Y.) also scored 15 points and Jeff Robinson (Trenton, N.J.) had 12 points and eight boards.

Junior Jordan Theodore (Englewood, N.J.) connected with Robinson for an easy layup ten seconds in, but Jonathan Mitchell scored the Scarlet Knights (12-7, 3-4) next five points to put Rutgers on top, 5-2 with 16:26 remaining. Mitchell later capped an 11-2 spurt with a tip-in to put the Scarlet Knights ahead, 21-10, at the 8:22 mark.

A Rutgers three from the right wing pulled the Hall within six with 5:47 before the half, but Robinson scored eight unanswered to build the lead back up to 29-15 with 3:10 to go, and took a 31-23 lead into the break.

Pope threw down a monstrous one-handed jam on a putback with 12:20 left in regulation to cut the margin to, 41-36, but every time the Pirates tried to make a run the Scarlet Knights had an answer.

A three by Theodore made it a four-point game, but Dane Miller and Givydas Biruta hit back-to-back jumpers to give Rutgers a 49-41 edge with 6:31 remaining. The Scarlet Knights remained in control and held a 61-50 lead with just 1:52 to go before SHU made one last rally.

Theodore went coast-to-coast and Hazell converted from beyond the arc after a Rutgers turnover, slicing the deficit to six. After Mike Coburn hit just 1-of-2 from the charity stripe, freshman Fuquan Edwin (Paterson, N.J.) hit a three-pointer to make it 62-58 with just 56 seconds left.

The Scarlet Knights left the door open again by knocking down just 1-of-2 free throws, but the Pirates missed a pair of three's down the stretch, and Rutgers held on for the win.

Miller led the Scarlet Knights with 17 points and 10 boards. Biruta added 12 points and 11 rebounds.

Seton Hall had another tough shooting night, converting on just a 33.8 percent clip for the contest, while Rutgers shot 47.2 percent.

SETON HALL MEN'S BASKETBALL AT #9 NOTRE DAME • FEBRUARY 26, 2011

2010-11 BOX SCORES

GAME 23

WEST VIRGINIA 56, SETON HALL 44

Feb. 2, 2011 • WVU Coliseum • Morgantown, W.Va.

Official Basketball Box Score -- Game Totals -- Final Statistics

Seton Hall vs West Virginia

2/2/11 7:00 p.m. at WVU Coliseum, Morgantown, W.Va.

VISITORS: Seton Hall 10-13/4-7

##	Player	tot-fg		3-pt	rebounds			of	de	tp	a	to	blk	s	min			
		fg	fga	ft	fta	of	de											
15	POPE, Herb	f	4	9	0	0	0	5	2	7	3	8	0	3	1	24		
32	ROBINSON, Jeff	f	4	14	0	6	1	2	1	5	6	3	9	0	0	1	34	
10	THEODORE, Jordan	g	0	6	0	1	0	0	1	2	3	3	0	1	2	0	18	
21	HAZELL, Jeremy	g	1	8	0	6	3	4	0	3	3	2	5	0	1	0	24	
23	EDWIN, Fuquan	g	1	5	0	1	0	3	1	1	2	2	2	0	1	0	29	
02	LAWRENCE, Keon	g	2	6	0	1	2	2	1	1	2	2	6	2	2	0	26	
14	POLYNICE, Eniel	g	2	8	0	1	0	0	2	2	4	1	4	2	1	0	18	
22	JACKSON, Jamel	g	2	2	1	1	0	0	0	0	0	1	5	0	0	0	5	
33	AUDA, Patrik	g	2	3	1	2	0	0	1	3	4	2	5	0	1	0	19	
42	GERAMIPOOR, Aaron	g	0	0	0	0	0	0	1	1	0	0	0	0	0	0	3	
TEAM								2	2	4								
Totals.....			18	61	2	19	6	11	14	22	36	19	44	5	11	1	8	200

TOTAL FG% 1st Half: 6-26 23.1% 2nd Half: 12-35 34.3% Game: 29.5% DEADBALL
3-pt. FG% 1st Half: 1-9 11.1% 2nd Half: 1-10 10.0% Game: 10.5% REBOUNDS
F Throw % 1st Half: 4-6 66.7% 2nd Half: 2-5 40.0% Game: 54.5% 2,1

HOME TEAM: West Virginia 15-6/6-3

##	Player	tot-fg		3-pt	rebounds			of	de	tp	a	to	blk	s	min			
		fg	fga	ft	fta	of	de											
02	THOROUGHMAN, Cam	f	5	7	0	0	0	1	1	3	4	1	10	2	3	0	0	26
05	JONES, Kevin	f	6	14	1	3	0	3	5	7	12	0	13	1	1	1	1	38
41	FLOWERS, John	f	4	9	0	2	2	2	3	4	7	3	10	3	1	2	1	39
21	MAZZULLA, Joe	g	1	5	0	1	2	3	3	7	10	2	4	5	0	0	0	36
25	BRYANT, Darryl	g	1	7	1	5	0	0	0	2	2	2	3	3	0	0	3	28
04	WEST, Jonnie	g	1	2	1	2	0	0	0	0	0	0	3	0	0	0	0	6
13	KILICLI, Deniz	g	5	8	0	0	0	2	0	7	7	2	10	0	2	1	0	15
32	PEPPER, Dalton	g	0	4	0	3	3	4	3	1	4	2	3	2	1	0	0	12
TEAM								1	1	2								
Totals.....			23	56	3	16	7	15	16	32	48	12	56	16	14	4	5	200

TOTAL FG% 1st Half: 15-29 51.7% 2nd Half: 8-27 29.6% Game: 41.1% DEADBALL
3-pt. FG% 1st Half: 2-9 22.2% 2nd Half: 1-7 14.3% Game: 18.8% REBOUNDS
F Throw % 1st Half: 1-4 25.0% 2nd Half: 6-11 54.5% Game: 46.7% 2

Officials: Bryan Kersey, Earl Walton, Gene Steratore
Technical fouls: Seton Hall-None. West Virginia-None.
Attendance: 9729

Score by Periods	1st	2nd	Total
Seton Hall	17	27	44
West Virginia	33	23	56

PIRATES FALL IN DEFENSIVE BATTLE TO WEST VIRGINIA, 56-44

MORGANTOWN, W.VA. - The Seton Hall men's basketball team was held to just 17 first half points and eventually fell at #25 West Virginia, 56-44, in a defensive battle, Wednesday.

Senior Jeff Robinson (Trenton, N.J.) led the team with nine points. Junior Herb Pope (Aliquippa, Pa.) had eight points and a team-high seven rebounds.

Seton Hall kept the score close early, but West Virginia went on an 8-0 highlighted by back-to-back made hook shots by Deniz Kilicli to give the Mountaineers a 17-7 lead with 11:43 remaining in the first half.

West Virginia's Kevin Jones hit a jumper and when Seton Hall's failed alley-ooop attempt turned into a made three-pointer by Jonnie West, the Mountaineers had a 31-16 lead with just 2:36 to go before halftime.

The Mountaineers took a 33-17 lead into halftime.

Seton Hall shot just 23.1% from the floor in the first half and was 1-for-9 from three-point range. West Virginia shot 51.7% and held a 23-to-14 advantage on the glass.

The second half began with another Mountaineers run. Kevin Jones' three-pointer capped a 12-4 run to give West Virginia a commanding 45-21 lead with 13:54 remaining in regulation.

The Pirates would mount a late run, and a Jamel Jackson (Brooklyn, N.Y.) three-pointer pulled Seton Hall to within nine points with 1:13 remaining, but alas the team would get no closer.

Seton Hall shot 29.5% from the floor for the game, compared to 41.1% for West Virginia.

Kevin Jones led the Mountaineers with 13 points and 12 rebounds.

GAME 24

CONNECTICUT 61, SETON HALL 59

Feb. 5, 2011 • Prudential Center • Newark, N.J.

Official Basketball Box Score -- Game Totals -- Final Statistics

Connecticut vs Seton Hall

2/5/11 7:00 p.m. at Newark, N.J. - Prudential Center

VISITORS: Connecticut 18-4, 6-4

##	Player	tot-fg		3-pt	rebounds			of	de	tp	a	to	blk	s	min			
		fg	fga	ft	fta	of	de											
05	GIPFEY, Niels	f	0	0	0	0	0	0	0	0	0	0	0	1	0	0	7	
34	ORIAKHI, Alex	f	3	5	0	0	2	4	4	2	6	2	8	0	0	4	0	32
35	OKWANDI, Charles	c	3	5	0	0	2	2	0	1	1	2	8	1	2	1	1	16
10	LAMB, Jeremy	g	5	10	0	3	0	0	1	6	7	1	10	2	1	1	0	35
15	WALKER, Kemba	g	7	19	3	5	2	7	1	4	5	2	19	3	0	0	2	37
02	BEVERLY, Donnell	g	0	0	0	0	1	2	0	0	0	1	1	0	1	0	0	9
04	COOMBS-MCDANIEL, J.	g	1	1	0	0	0	0	0	0	0	0	2	0	1	0	0	5
10	OLANDER, Tyler	g	0	0	0	0	0	0	0	0	0	0	0	0	0	0	0	5
13	APIER, Shabazz	g	2	9	0	2	3	4	1	5	6	1	7	3	2	0	5	30
22	SMITH, Roscoe	g	2	5	0	0	2	2	2	4	6	1	6	0	4	1	1	24
TEAM								2	2	4								
Totals.....			23	54	3	10	12	21	9	24	33	10	61	9	11	8	9	200

TOTAL FG% 1st Half: 13-27 48.1% 2nd Half: 10-27 37.0% Game: 42.6% DEADBALL
3-pt. FG% 1st Half: 2-5 40.0% 2nd Half: 1-5 20.0% Game: 30.0% REBOUNDS
F Throw % 1st Half: 4-6 66.7% 2nd Half: 8-15 53.3% Game: 57.1% 6,1

HOME TEAM: Seton Hall 10-14, 4-8

##	Player	tot-fg		3-pt	rebounds			of	de	tp	a	to	blk	s	min			
		fg	fga	ft	fta	of	de											
15	POPE, Herb	f	3	8	0	1	0	2	1	4	5	5	6	1	2	1	0	27
32	ROBINSON, Jeff	f	6	14	3	7	0	0	4	7	11	2	15	0	1	0	1	38
10	THEODORE, Jordan	g	3	6	0	2	0	0	1	1	2	3	6	2	5	0	1	32
21	HAZELL, Jeremy	g	7	22	3	10	3	5	6	11	0	20	1	1	0	4	36	
23	EDWIN, Fuquan	g	2	7	0	1	0	0	1	3	4	4	4	1	0	1	0	20
02	LAWRENCE, Keon	g	1	6	0	2	0	0	0	1	1	2	2	2	1	0	0	21
14	POLYNICE, Eniel	g	2	2	0	0	0	0	0	1	1	0	4	2	2	2	0	9
33	AUDA, Patrik	g	0	0	0	0	0	0	1	0	1	2	0	0	0	0	0	9
42	GERAMIPOOR, Aaron	g	1	2	0	0	0	0	1	1	2	0	2	0	1	0	1	8
TEAM								3	1	4								
Totals.....			25	67	6	23	3	7	17	25	42	18	59	9	13	3	8	200

TOTAL FG% 1st Half: 15-33 45.5% 2nd Half: 10-34 29.4% Game: 37.3% DEADBALL
3-pt. FG% 1st Half: 6-14 42.9% 2nd Half: 0-9 0.0% Game: 26.1% REBOUNDS
F Throw % 1st Half: 1-2 50.0% 2nd Half: 2-5 40.0% Game: 42.9% 4

Officials: Ed Corbett, Ed Hightower, Jeff Clark
Technical fouls: Connecticut-None. Seton Hall-None.
Attendance: 10001

Score by Periods	1st	2nd	Total
Connecticut	32	29	61
Seton Hall	37	22	59

#6 UCONN SQUEAKS PAST PIRATES, 61-59

NEWARK, N.J. - The Seton Hall men's basketball team led by as many as 14 points in the second half, but a late run by Kemba Walker and #6 Connecticut helped the Huskies escape the Prudential Center with a 61-59 victory on Saturday night.

Senior Jeremy Hazell (Harlem, N.Y.) scored a game-high 20 points and grabbed a season-high 11 rebounds. Senior Jeff Robinson (Trenton, N.J.) had 15 points and also had 11 boards. Walker led UConn with 19 points.

The Pirates (10-14, 4-8) had a strong start to the second half, building a five-point halftime cushion into a 44-34 lead after a third-chance bucket by Fuquan Edwin (Paterson, N.J.) with 16:14 to go. Later, Hazell gave SHU its largest lead, 50-36, on a pull-up jumper from 12-feet out with 13:56.

Walker scored five of the next 10 UConn (18-4, 6-4) points to pull the Huskies within 54-46 at the 8:42 mark. A putback by Robinson 30 seconds later put the Pirates back up by 10, but that would be the last field goal the Hall would score.

The Pirates were still clinging to a 57-55 lead with 2:57 remaining, but Walker knocked down a step-back three from the right wing to give Connecticut its first lead since the 5:47 mark of the first half.

SHU squandered three opportunities to regain the lead, and Roscoe Smith knocked down a pair of free-throws with 19 seconds to go. Hazell's attempt to tie the game with six seconds left was blocked by Alex Oriakhi.

Oriakhi hit 1-of-2 from the line after an intentional foul to give the Huskies a 61-57 lead. Edwin picked off an errant pass to make it a one-possession game with one second, but the Pirates could not stop the clock.

In the first half, a three-pointer by Walker put UConn up, 17-12, with 11:40 to go. Seton Hall answered with back-to-back threes by Hazell and Robinson and eventually took a four-point lead after another trifecta by Hazell.

With 3:29 left in the half, Walker connected with Jeremy Lamb for an uncontested dunk to even the score, 29-29. The teams traded buckets for the next three minutes, but the Pirates took a 37-32 lead into the locker room after Keon Lawrence (Newark, N.J.) found Robinson on the right wing from downtown with four seconds left.

SHU held a 42-33 edge on the glass and points in the paint were even, 28-28.

SETON HALL MEN'S BASKETBALL AT #9 NOTRE DAME • FEBRUARY 26, 2011

2010-11 BOX SCORES

GAME 25

SETON HALL 69, RUTGERS 64

Feb. 12, 2011 • Louis Brown Athletic Center • Piscataway, N.J.

Official Basketball Box Score -- Game Totals -- Final Statistics																						
Seton Hall vs Rutgers																						
02/12/11 7 p.m. at Piscataway, N.J. - The RAC																						
VISITORS: Seton Hall 11-14, 5-8																						
	<table border="1"> <thead> <tr> <th colspan="2">tot-fg 3-pt</th> <th colspan="4">rebounds</th> </tr> <tr> <th>#</th> <th>Player</th> <th>fg</th> <th>fga</th> <th>ft</th> <th>fta</th> <th>of</th> <th>de</th> <th>tot</th> <th>pf</th> <th>tp</th> <th>a</th> <th>to blk</th> <th>s</th> <th>min</th> </tr> </thead> </table>	tot-fg 3-pt		rebounds				#	Player	fg	fga	ft	fta	of	de	tot	pf	tp	a	to blk	s	min
tot-fg 3-pt		rebounds																				
#	Player	fg	fga	ft	fta	of	de	tot	pf	tp	a	to blk	s	min								
15	POPE, Herb	5	10	0	0	2	4	1	5	6	2	12	1	5	2	30						
23	EDWIN, Fuquan	1	4	1	4	0	0	2	2	2	3	1	0	0	23							
32	ROBINSON, Jeff	2	6	1	4	1	2	2	6	8	3	6	3	1	32							
14	POLYNICE, Eniel	3	5	1	2	0	3	1	3	4	1	7	5	3	29							
21	HAZELL, Jeremy	5	12	1	5	8	9	0	0	0	2	19	0	2	35							
10	THEODORE, Jordan	7	9	3	5	1	2	0	4	1	18	6	0	0	32							
33	AUDA, Patrik	2	3	0	0	0	1	1	2	0	4	0	1	0	15							
42	GERAMIPOOR, Aaron	0	1	0	0	0	0	0	2	0	0	0	0	0	4							
TEAM						2		1		3												
Totals.....		25	50	7	20	12	20	7	22	29	13	69	16	14	2	8 200						
TOTAL FG%	1st Half: 14-29 48.3%	2nd Half: 11-21 52.4%	Game: 50.0%	DEADBALL																		
3-Pt. FG%	1st Half: 5-13 38.5%	2nd Half: 2-7 28.6%	Game: 35.0%	REBOUNDS																		
F Throw %	1st Half: 1-2 50.0%	2nd Half: 11-18 61.1%	Game: 60.0%	4																		
HOME TEAM: Rutgers 13-12, 4-9																						
	<table border="1"> <thead> <tr> <th colspan="2">tot-fg 3-pt</th> <th colspan="4">rebounds</th> </tr> <tr> <th>#</th> <th>Player</th> <th>fg</th> <th>fga</th> <th>ft</th> <th>fta</th> <th>of</th> <th>de</th> <th>tot</th> <th>pf</th> <th>tp</th> <th>a</th> <th>to blk</th> <th>s</th> <th>min</th> </tr> </thead> </table>	tot-fg 3-pt		rebounds				#	Player	fg	fga	ft	fta	of	de	tot	pf	tp	a	to blk	s	min
tot-fg 3-pt		rebounds																				
#	Player	fg	fga	ft	fta	of	de	tot	pf	tp	a	to blk	s	min								
24	MITCHELL, Jonathan	10	15	4	7	0	0	1	6	7	0	24	1	0	1	32						
55	BIRUTA, Gilvydas	6	9	0	0	6	6	2	2	4	2	18	0	3	0	30						
11	BEATTY, James	3	8	2	7	0	0	1	2	3	3	8	2	0	4	33						
10	MILLER, Dene	0	4	0	0	0	0	1	1	2	0	1	3	1	29							
31	COBURN, Mike	1	6	0	2	2	0	4	4	3	4	6	4	0	33							
23	CARROLL, Austin	2	4	2	3	2	0	0	0	2	8	1	0	0	11							
05	LUMPKINS, Robert	0	1	0	1	0	0	0	0	0	0	1	0	1	7							
21	THEODORE, Jordan	1	0	0	0	0	1	0	1	0	0	2	0	0	9							
32	POOLE, Mike	1	5	0	1	0	0	1	1	2	1	2	0	0	16							
TEAM						3		5		8												
Totals.....		23	53	8	19	10	10	8	21	29	13	64	18	18	1	7 200						
TOTAL FG%	1st Half: 9-25 36.0%	2nd Half: 14-28 50.0%	Game: 43.4%	DEADBALL																		
3-Pt. FG%	1st Half: 2-7 28.6%	2nd Half: 6-12 50.0%	Game: 42.1%	REBOUNDS																		
F Throw %	1st Half: 7-7 100%	2nd Half: 3-3 100%	Game: 100%	0,1																		
Officials: Tim Higgins, Pat Driscoll, Brent Hampton																						
Technical fouls: Seton Hall-None. Rutgers-None.																						
Attendance: 8057																						
Score by Periods																						
Seton Hall	1st	2nd	Total																			
Rutgers	34	35	69																			
	27	37	64																			

THEODORE, HAZELL LEAD PIRATES PAST RUTGERS, 69-64

PISCATAWAY, N.J. - Junior Jordan Theodore (Englewood, N.J.) was named the Joe Calabrese MVP for scoring 18 points and dishing out six assists as Seton Hall defeated Rutgers, 69-64, Saturday at the RAC.

The victory gives the Pirates a season split with their in-state rivals.

Senior Jeremy Hazell (Harlem, N.Y.) scored a team-high 19 points and in doing so became only the fourth player in Seton Hall history to record 2,000 career points. The 6-foot-5 sharpshooter needed 14 points entering the game to reach the prestigious milestone.

The Pirates played the game minus two senior guards, Jamel Jackson and Keon Lawrence who were dismissed from the team earlier in the day for a violation of team rules and a continued pattern of conduct unbecoming of a representative of Seton Hall Athletics.

Rutgers' James Beatty hit a three-pointer to give the Scarlet Knights an early 11-5 lead, but Seton Hall responded with a 8-0 run to give the Pirates a 13-11 lead with 11:12 remaining in the first half.

The score remained close as Beatty and Seton Hall's Jordan Theodore traded three-pointers midway through the first half.

Seton Hall (11-14, 5-8) went on a 9-2 run capped by another Theodore three-pointer to give the Pirates their largest lead of the first half, 29-21. Seton Hall would take a 34-27 lead into halftime.

Theodore, who didn't start for only the second time this season, led the Pirates in the first half with 11 points on 4-for-5 shooting from the floor. Rutgers' Gilvydas Biruta led all scorers with 13 points.

The Pirates shot a blistering 48.3% in the first half, compared to 36.0% for Rutgers.

Rutgers (13-13, 4-9) scored the first eight points of the second half and turned a seven-point halftime deficit into a one-point lead on Jonathan Mitchell's bucket with 16:42 remaining in regulation. Seton Hall however, would respond with a 12-2 run to put the Pirates ahead, 46-37, with 11:03 to play.

The Scarlet Knights clawed their way back over the next seven minutes and a basket by Mitchell with 4:20 remaining pulled Rutgers to within one at 52-51. But Seton Hall would not relinquish the lead. With the Pirates clinging to a 54-53 lead after another made jumper by Mitchell, the Pirates held Rutgers to without a field goal for two crucial minutes. In that time, Seton Hall expanded its lead to seven, 62-55 with 1:49 remaining, on the strength of three made free throws by Jeremy Hazell.

Seton Hall shot 50.0% for the game, compared to 43.4% for Rutgers. Rebounding was even at 29 a piece, but the Pirates forced 18 Rutgers turnovers.

Jonathan Mitchell scored a game-high 24 points to lead Rutgers.

GAME 26

VILLANOVA 60, SETON HALL 57

Feb. 15, 2011 • Prudential Center • Newark, N.J.

Official Basketball Box Score -- Game Totals -- Final Statistics																						
Villanova vs Seton Hall																						
2/15/11 8:00 p.m. at Newark, N.J. - Prudential Center																						
VISITORS: Villanova 20-6, 8-5																						
	<table border="1"> <thead> <tr> <th colspan="2">tot-fg 3-pt</th> <th colspan="4">rebounds</th> </tr> <tr> <th>#</th> <th>Player</th> <th>fg</th> <th>fga</th> <th>ft</th> <th>fta</th> <th>of</th> <th>de</th> <th>tot</th> <th>pf</th> <th>tp</th> <th>a</th> <th>to blk</th> <th>s</th> <th>min</th> </tr> </thead> </table>	tot-fg 3-pt		rebounds				#	Player	fg	fga	ft	fta	of	de	tot	pf	tp	a	to blk	s	min
tot-fg 3-pt		rebounds																				
#	Player	fg	fga	ft	fta	of	de	tot	pf	tp	a	to blk	s	min								
00	PENA, Antonio	1	6	0	0	8	11	1	11	12	1	10	3	3	0	34						
34	ARMWOOD, Isaiah	1	2	0	0	0	4	1	5	2	2	1	1	2	0	21						
13	YAROU, Mouhptau	4	7	0	0	0	0	3	3	1	8	0	2	1	0	23						
02	WAYNS, Maalik	2	7	1	3	0	0	1	4	5	4	5	3	6	0	22						
10	FISHER, Corey	4	4	1	1	3	0	1	1	4	12	4	6	0	1	34						
23	CHEEK, Dominic	0	5	0	3	0	0	1	5	6	3	0	0	0	29							
25	SUTTON, Maurice	1	1	0	0	0	0	1	1	2	2	0	1	0	0	8						
32	BELL, James	7	9	4	6	3	3	1	2	3	0	21	0	1	0	29						
TEAM						4		1		1												
Totals.....		20	41	6	13	14	17	8	29	37	17	60	13	22	3	200						
TOTAL FG%	1st Half: 11-23 47.8%	2nd Half: 9-18 50.0%	Game: 48.8%	DEADBALL																		
3-Pt. FG%	1st Half: 3-6 50.0%	2nd Half: 3-7 42.9%	Game: 46.2%	REBOUNDS																		
F Throw %	1st Half: 3-3 100%	2nd Half: 11-14 78.6%	Game: 82.4%	1,3																		
HOME TEAM: Seton Hall 11-15, 5-9																						
	<table border="1"> <thead> <tr> <th colspan="2">tot-fg 3-pt</th> <th colspan="4">rebounds</th> </tr> <tr> <th>#</th> <th>Player</th> <th>fg</th> <th>fga</th> <th>ft</th> <th>fta</th> <th>of</th> <th>de</th> <th>tot</th> <th>pf</th> <th>tp</th> <th>a</th> <th>to blk</th> <th>s</th> <th>min</th> </tr> </thead> </table>	tot-fg 3-pt		rebounds				#	Player	fg	fga	ft	fta	of	de	tot	pf	tp	a	to blk	s	min
tot-fg 3-pt		rebounds																				
#	Player	fg	fga	ft	fta	of	de	tot	pf	tp	a	to blk	s	min								
15	POPE, Herb	2	5	0	1	3	5	1	3	4	4	7	2	1	0	29						
32	ROBINSON, Jeff	2	10	0	3	0	1	4	3	7	2	4	1	0	1	35						
14	POLYNICE, Eniel	1	4	0	2	0	1	2	0	2	2	3	0	0	1	20						
21	HAZELL, Jeremy	9	23	4	13	3	3	0	1	1	1	25	0	2	4	39						
23	EDWIN, Fuquan	1	5	0	3	5	0	1	1	3	7	0	1	2	0	26						
01	OKOLOJI, Anali	0	0	0	0	0	0	0	0	0	0	0	0	0	0	0						
10	THEODORE, Jordan	4	11	0	4	2	2	0	3	3	2	10	4	3	0	35						
33	AUDA, Patrik	0	0	0	2	2	0	2	2	2	2	2	0	0	0	15						
42	GERAMIPOOR, Aaron	0	0	0	0	0	0	0	0	0	0	0	0	0	0	1						
TEAM						4		1		5												
Totals.....		19	58	4	26	15	19	11	14	25	16	57	10	7	2	9 200						
TOTAL FG%	1st Half: 10-31 32.3%	2nd Half: 9-27 33.3%	Game: 32.8%	DEADBALL																		
3-Pt. FG%	1st Half: 3-14 21.4%	2nd Half: 1-12 8.3%	Game: 15.4%	REBOUNDS																		
F Throw %	1st Half: 5-5 100%	2nd Half: 10-14 71.4%	Game: 78.9%	0,1																		
Officials: Mike Roberts, MIke Eades, Joe Lindsay																						
Technical fouls: Villanova-None. Seton Hall-None.																						
Attendance: 9408																						
Score by Periods																						
Villanova	1st	2nd	Total																			
Seton Hall	28	32	60																			
	28	29	57																			

#15 VILLANOVA SQUEAKS PAST PIRATES, 60-57

NEWARK, N.J. - Senior Jeremy Hazell (Harlem, N.Y.) scored a game-high 25 points and just missed a game-tying three-pointer as time expired, giving #15 Villanova a 60-57 win over the Seton Hall men's basketball team on Tuesday night.

Hazell hit four shots from downtown, leaving him just two shy of breaking the BIG EAST all-time record. Junior Jordan Theodore (Englewood, N.J.) was the only other Pirate (11-15, 5-9) in double figures with 10 points.

Trailing 57-48 with 5:34 remaining, SHU scored seven straight to pull within two with 2:14 to go. The Wildcats (20-6, 8-5) answered with a clock-killing possession that ended with Antonio Pena finding James Bell on the baseline for a layup.

Junior Herb Pope (Aliquippa, Pa.) knocked down a pair of free-throws to pull the Pirates back within two, and Eniel Polynice (Sarasota, Fla.) knocked the ball off of Corey Fisher's knee to give the Hall the ball with 39 seconds left.

Hazell missed a runner in the lane with 13 seconds to go, but Pena hit only 1-of-2 from the charity stripe, giving the Pirates one last chance to even the score. Patrik Auda (Brno, Czech Republic) pulled down the rebound after the miss on the second attempt and Theodore passed over to Hazell, who drove to his right and fired from 40-feet out. The ball rimmed out and Dominic Cheek corralled the rebound as time ran out.

Seton Hall jumped out to a 9-4 lead in the early stages off a nice move by Theodore with 16:07 left in the first half. Villanova later took the lead, 17-14, after Fisher hit three free throws and Bell followed with a triple with 10:54 before the break.

Maalik Wayns gave the Wildcats their largest lead of the half, 28-22, with a shot from downtown with 3:09 to go, but the Pirates scored the final six points of the frame to even things heading into the half.

Bell scored a career-high 21 points on 4-of-6 shooting from beyond the arc. Fisher scored 12 points and was 4-of-4 from the floor and 3-of-3 from the line.

The Pirates forced 22 turnovers and committed just seven for the game. The Wildcats held a 37-25 edge on the glass.

SETON HALL MEN'S BASKETBALL AT #9 NOTRE DAME • FEBRUARY 26, 2011

2010-11 BOX SCORES

GAME 27

MARQUETTE 73, SETON HALL 64

Feb. 19, 2011 • Bradley Center • Milwaukee, Wis.

Official Basketball Box Score -- Game Totals -- Final Statistics
Seton Hall vs Marquette
2/19/11 8 p.m. at Bradley Center - Milwaukee, Wis.

VISITORS: Seton Hall 11-16, 5-10 BE

#	Player	fg	fga	3-pt	fga	ft	fta	rebounds			pf	tp	a	to	blk	s	min						
								of	de	tot													
15	POPE, Herb	f	3	5	0	0	1	0	2	2	5	6	0	0	0	0	15						
23	EDWIN, Fuquan	f	4	9	0	1	0	1	0	0	4	8	1	0	0	1	19						
32	ROBINSON, Jeff	f	5	11	1	4	0	0	2	3	5	2	11	1	0	1	39						
14	POLYNICE, Eniel	g	3	5	0	0	3	3	0	2	2	3	9	5	4	2	28						
21	HAZELL, Jeremy	g	8	18	4	12	3	4	1	5	6	1	23	2	0	1	38						
10	THEODORE, Jordan		1	5	0	1	0	2	0	2	2	2	6	3	0	2	34						
33	AUDA, Patrik		1	2	1	2	0	0	1	0	1	5	3	0	1	1	18						
42	GERAMPOOR, Aaron		1	2	0	0	0	0	2	1	3	1	2	0	1	0	9						
TEAM											1	1											
Totals.....								26	57	6	20	6	11	7	15	22	23	64	15	10	2	9	200

TOTAL FG% 1st Half: 14-28 50.0% 2nd Half: 12-29 41.4% Game: 45.6% DEADBALL
3-pt. FG% 1st Half: 3-10 30.0% 2nd Half: 3-10 30.0% Game: 30.0% REBOUNDS
F Throw % 1st Half: 1-2 50.0% 2nd Half: 5-9 55.6% Game: 54.5% 1,1

HOME TEAM: Marquette 16-11, 7-7 BE

#	Player	fg	fga	3-pt	fga	ft	fta	rebounds			pf	tp	a	to	blk	s	min						
								of	de	tot													
21	PULCE, Joseph	f	0	2	0	1	0	0	0	5	5	2	0	0	1	1	12						
33	BUTLER, Jimmy	f	7	9	0	0	2	2	2	1	3	0	16	1	0	0	38						
42	OTULE, Chris	c	5	5	0	0	0	5	4	4	8	4	10	0	2	1	20						
01	JOHNSON-ODOM, Dariusg		4	11	2	5	3	5	1	1	2	3	13	3	2	0	32						
05	CADOGAN, Junior	g	2	3	0	1	0	0	0	1	1	1	4	5	3	0	18						
02	BLUE, Vander		0	0	0	0	0	0	1	0	1	0	0	1	3	0	6						
23	BUYCKS, Dwight		4	6	1	2	2	0	4	4	1	11	5	0	0	2	31						
32	CROWDER, Jae		4	9	0	3	4	6	1	8	9	1	12	1	1	1	32						
54	GARDNER, Davante		1	4	0	0	5	6	3	3	6	2	7	2	0	0	11						
TEAM											1	1											
Totals.....								27	49	3	12	16	26	12	28	40	14	73	18	15	3	6	200

TOTAL FG% 1st Half: 16-29 55.2% 2nd Half: 11-20 55.0% Game: 55.1% DEADBALL
3-pt. FG% 1st Half: 2-9 22.2% 2nd Half: 1-3 33.3% Game: 25.0% REBOUNDS
F Throw % 1st Half: 2-10 20.0% 2nd Half: 14-16 87.5% Game: 61.5% 4

Officials: Pat Driscoll, Michael Stephens, Chris Beaver
Technical fouls: Seton Hall-None. Marquette-None.
Attendance: 18436

Score by Periods	1st	2nd	Total
Seton Hall	32	32	64
Marquette	36	37	73

PIRATES FALL AT MARQUETTE AS HAZELL BREAKS BIG EAST MARK

MILWAUKEE, WIS. – Senior Jeremy Hazell (Harlem, N.Y.) scored a game-high 23 points, but it was not enough as the Seton Hall men's basketball team fell at Marquette, 73-64, on Saturday.

Hazell connected on four of 10 shots from three-point range, and in doing so, became the BIG EAST's all-time leader in career three-pointers made.

Senior Jeff Robinson (Trenton, N.J.) was the only other Pirate in double-figures. He finished with 11 points.

The first half was very evenly matched with neither team grabbing more than a four-point lead. Junior Jordan Theodore (Englewood, N.J.) found Robinson under the basket for a layup to give Seton Hall its first lead of the game at 11-10 with 13:57 left in the first half.

With the Pirates leading 16-14, Marquette's Jimmy Butler hit a three-pointer with 11:34 to go before halftime to put the Golden Eagles back in front.

Robinson hit a jumper to give Seton Hall its largest lead of the first half, 29-24, but Marquette would score the next five points to tie the game at 29 with 4:30 left in the first. Freshman Patrik Auda (Brno, Czech Republic) hit a three-pointer to put the Pirates back in front, 32-29, but the Golden Eagles would finish the half on a 7-0 run and take a 36-32 lead into halftime.

Both teams shot incredibly well in the first half. Marquette was 55.2% from the floor, while the Pirates shot 50.0%. Both Seton Hall's Jeremy Hazell and Marquette's Chris Otule led their teams with 10 first half points apiece.

Marquette's Jimmy Butler scored to give Marquette a 46-38 lead with 13:42 remaining, but Seton Hall would chip away and a jumper by Fuquan Edwin (Paterson, N.J.) with 11:45 to go pulled the Pirates to within three, at 48-45. The Golden Eagles however, would go on a 12-2 run to give them a 60-47 lead with 6:43 remaining in regulation. During the run, Seton Hall's Herb Pope (Aliquippa, Pa.) fouled out.

The Golden Eagles' lead would grow to as many as 16 points with 5:01 remaining and the Pirates wouldn't come closer than nine points the rest of the way.

Marquette shot 55.1% from the field for the game, while Seton Hall shot 45.6%.

Five players scored in double-figures for the Golden Eagles. Jimmy Butler led the team with 16 points.

SETON HALL MEN'S BASKETBALL AT #9 NOTRE DAME - FEBRUARY 26, 2011



ANALI OKOLOJI

Freshman • Forward
6-8 • 220 • Brooklyn, N.Y.
Impact Academy
#1

2.2
ppg

1.1
rpg

0.2
spg

2010-11 SEASON HIGHS

PTS: 9 vs. NJIT 12/19/10
REB: 3 three times - last at DePaul 1/12/11
AST: ---
FGM: 2 two times - last vs. NJIT 12/19/10
FGA: 3 three times - last vs. NJIT 12/19/10
3FGM: ---
3FGA: 1 three times - last vs. NJIT 12/19/10
FTM: 5 vs. NJIT 12/19/10
FTA: 8 vs. NJIT 12/19/10
BLK: 1 at Syracuse 1/25/11
STL: 1 two times - last vs. USF 12/28/10
TO: 1 three times - last at DePaul 1/12/11
MIN: 11 vs. NJIT 12/19/10

CAREER HIGHS

PTS: 9 vs. NJIT 12/19/10
REB: 3 three times - last at DePaul 1/12/11
AST: ---
FGM: 2 two times - last vs. NJIT 12/19/10
FGA: 3 three times - last vs. NJIT 12/19/10
3FGM: ---
3FGA: 1 three times - last vs. NJIT 12/19/10
FTM: 5 vs. NJIT 12/19/10
FTA: 8 vs. NJIT 12/19/10
BLK: 1 at Syracuse 1/25/11
STL: 1 two times - last vs. USF 12/28/10
TO: 1 three times - last at DePaul 1/12/11
MIN: 11 vs. NJIT 12/19/10

2010-11: Played first four collegiate minutes vs. Cornell... Scored first career points and rebounds with three apiece in five minutes vs. Saint Peter's... Scored eight points in eight minutes vs. Longwood... Scored a career-high nine points in just 11 minutes vs. NJIT... Scored four points in five minutes at DePaul.


OKOLOJI'S 2010-11 GAME-BY-GAME STATISTICS

Opponent	Date	GS	Min	TOTAL			3-PTS			REBOUNDS			Avg	PF	FO	A	TO	Blk	Stl	Pts	Avg.		
				FG	FGA	Pct	3FG	FGA	Pct	FT	FTA	Pct										Off	Def
CORNELL	11/14/10	4	0	1	.000	0	0	.000	0	0	.000	0	0	0	0	0	0	0	0	0	0.0		
ST. PETER'S	11/29/10	5	1	3	.333	0	1	.000	1	4	.250	2	1	3	1.5	2	0	0	1	0	3	1.5	
at Massachusetts	12/11/10	2	0	1	.000	0	1	.000	0	0	.000	0	0	0	1.0	0	0	0	0	0	1.0		
LONGWOOD	12/13/10	8	2	3	.667	0	1	.000	4	4	1.000	2	1	3	1.5	1	0	0	1	0	8	2.8	
NJIT	12/19/10	11	2	3	.667	0	1	.000	5	8	.625	1	1	2	1.6	2	0	0	0	0	9	4.0	
RICHMOND	12/26/10	2	0	1	.000	0	1	.000	0	0	.000	0	1	1	1.5	0	0	0	0	0	3.3		
USF	12/28/10	4	0	1	.000	0	0	.000	0	0	.000	0	1	1	1.4	1	0	0	0	1	0	2.9	
at Louisville	1/5/11	3	0	2	.000	0	0	.000	0	0	.000	1	0	1	1.4	0	0	0	0	0	2.5		
SYRACUSE	1/8/11	0	0	0	.000	0	0	.000	0	0	.000	0	0	0	1.2	0	0	0	0	0	0	2.2	
at DePaul	1/12/11	5	1	2	.500	0	0	.000	2	2	1.000	0	3	3	1.4	1	0	0	1	0	4	2.4	
at Pittsburgh	1/15/11	2	1	1	1.000	0	0	.000	0	0	.000	0	0	0	1.3	0	0	0	0	0	2	2.4	
at Syracuse	1/25/11	1	0	0	.000	0	0	.000	2	2	1.000	0	0	0	1.2	0	0	0	1	0	2	2.3	
VILLANOVA	2/15/11	0	0	0	.000	0	0	.000	0	0	.000	0	0	0	1.1	0	0	0	0	0	0	2.2	
Totals		0	47	7	.389	0	5	.000	14	20	.700	6	8	14	1.1	8	0	0	3	1	2	28	2.2

OKOLOJI'S CAREER STATISTICS

Year	GP	GS	Min	Avg	-3pt-			-Rebounds-														Pts	Avg		
					FG	FGA	Pct	Off	Def	Tot	Avg	PF	FO	Ast	TO	Blk	Stl								
2010-11	13	0	47	3.6	7	18	.389	0	5	.000	14	20	.700	6	8	14	1.1	8	0	0	3	1	2	28	2.2
TOTAL	13	0	47	3.6	7	18	.389	0	5	.000	14	20	.700	6	8	14	1.1	8	0	0	3	1	2	28	2.2

SETON HALL MEN'S BASKETBALL AT #9 NOTRE DAME • FEBRUARY 26, 2011



JORDAN THEODORE

Junior • Guard
6-0 • 174 • Englewood, N.J.
Paterson Catholic
#10

10.9

ppg

3.1

rpg

4.4

apg

2010-11 SEASON HIGHS

PTS: 24 vs. Arkansas 12/8/10
REB: 7 vs. Cornell 11/14/10
AST: 10 vs. NJIT 12/19/10
FGM: 8 vs. Arkansas 12/8/10
FGA: 18 vs. Arkansas 12/8/10
3FGM: 3 four times - last at Rutgers 2/12/11
3FGA: 7 vs. Syracuse 1/8/11
FTM: 7 vs. Arkansas 12/8/10
FTA: 7 vs. Arkansas 12/8/10
BLK: 1 at Temple 11/12/10
STL: 4 vs. Arkansas 12/8/10
TO: 6 vs. Clemson 11/22/10
MIN: 40 vs. Clemson 11/22/10

CAREER HIGHS

PTS: 24 vs. Arkansas 12/8/10
REB: 7 vs. Cornell 11/14/10
AST: 10 vs. NJIT 12/19/10
FGM: 8 vs. Arkansas 12/8/10
FGA: 19 vs. Texas Tech 3/16/10
3FGM: 4 two times - last vs. Providence 3/9/10
3FGA: 7 vs. Syracuse 1/8/11
FTM: 8 at Providence 3/6/10
FTA: 10 two times - last vs. Louisville 1/21/10
BLK: 2 vs. Notre Dame 3/10/10
STL: 4 two times - last vs. Arkansas 12/8/10
TO: 6 vs. Clemson 11/22/10
MIN: 42 vs. Marquette 2/28/10

2010-11: Scored seven points and dished three assists at Temple... Strong all-around game with 10 points, a career-high seven rebounds and seven assists vs. Cornell... Had 11 points vs. Alabama... Had 11 points, six rebounds and four assists vs. Xavier... Had eight points and six rebounds vs. Clemson... Scored a team-high 11 points vs. Saint Peter's... Scored a career-high 24 points to go with five assists and four steals vs. Arkansas... Scored a team-high 17 points and tied his career-high with eight assists at UMass... Tied for the team high with 17 points and dished out seven assists against just one turnover vs. Longwood... Named to BIG EAST Weekly Honor Roll on Dec. 13... Recorded a career-high 10 assists vs. NJIT... Had 13 points and five assists vs. Dayton... Scored 15 points and dished four assists vs. Richmond... Scored 11 points to go with five assists vs. USF... Scored 10 points at DePaul... Had 11 points, five rebounds, three assists and three steals at Pittsburgh... Had 17 points, four rebounds, six assists and no turnovers vs. Georgetown... Scored 11 points and grabbed five rebounds vs. Rutgers... Tallied 19 points, six rebounds and seven assists at Syracuse... Had 11 points vs. Providence... Tallied 18 points, four rebounds and six assists against no turnovers at Rutgers - was named the Joe Calabrese MVP... Had 10 points vs. Villanova.

THEODORE'S STATISTICS ALL-TIME VS. NOTRE DAME

Opponent	Location	GS	Date	TOTAL						3-PTS			REBOUNDS			PF	A	TO	Blk	Stl	Pts
				Min	FG	FGA	3FG	FGA	FT	FTA	Off	Def	Tot								
Notre Dame	Away	X	1/10/09	27	4	10	1	2	2	3	2	2	4	2	1	0	1	1	11		
Notre Dame	Home		2/11/10	17	3	4	1	2	2	2	0	0	0	1	5	2	0	1	9		
Notre Dame	Neutral	X	3/10/10	31	1	9	0	2	3	4	0	1	1	3	2	1	2	2	5		
Totals				75	8	23	2	6	7	9	2	3	5	6	8	3	4	25			
Averages				25.0		0.348		0.333		0.778			1.7		2.7	1.0	1.0	1.3	8.3		

THEODORE'S 2010-11 GAME-BY-GAME STATISTICS

Opponent	Date	GS	TOTAL					3-PTS			REBOUNDS			PF	FO	A	TO	Blk	Stl	Pts	Avg.			
			Min	FG	FGA	Pct	3FG	FGA	Pct	FT	FTA	Pct	Off									Def	Tot	Avg
at Temple	11/12/10	*	27	3	10	.300	0	1	.000	1	1	1.000	2	2	2.0	2	0	3	0	1	2	7	7.0	
CORNELL	11/14/10	*	22	2	5	.400	0	2	.000	6	6	1.000	1	6	7	4.5	3	0	7	5	0	3	10	8.5
vs Alabama	11/19/10	*	19	3	6	.500	1	2	.500	4	5	.800	0	3	3	4.0	4	0	1	2	0	2	11	9.3
vs Xavier	11/21/10	*	35	3	12	.250	1	4	.250	4	4	1.000	2	4	6	4.5	4	0	4	1	0	1	11	9.8
vs Clemson	11/22/10	*	40	3	8	.375	0	2	.000	2	3	.667	1	5	6	4.8	2	0	3	6	0	2	8	9.4
ST. PETER'S	11/29/10		25	5	10	.500	1	4	.250	0	0	.000	0	0	4	4.0	1	0	3	1	0	0	11	9.7
vs Arkansas	12/8/10	*	33	8	18	.444	1	3	.333	7	7	1.000	2	1	3	3.9	4	0	5	1	0	4	24	11.7
at Massachusetts	12/11/10	*	23	5	9	.556	2	2	1.000	5	6	.833	0	2	2	3.6	4	0	8	4	0	0	17	12.4
LONGWOOD	12/13/10	*	29	6	10	.600	3	4	.750	2	2	1.000	0	1	1	3.3	3	0	7	1	0	2	17	12.9
NJIT	12/19/10	*	23	2	6	.333	1	3	.333	1	3	.333	0	0	0	3.0	1	0	10	2	0	1	6	12.2
DAYTON	12/22/10	*	34	5	17	.294	3	6	.500	0	0	.000	1	1	2	2.9	2	0	5	3	0	2	13	12.3
RICHMOND	12/26/10	*	34	6	15	.400	1	4	.250	2	3	.667	1	2	3	2.9	1	0	4	3	0	0	15	12.5
USF	12/28/10	*	36	5	8	.625	0	0	.000	1	2	.500	0	2	2	2.8	1	0	5	4	0	1	11	12.4
at Cincinnati	12/31/10	*	32	2	10	.200	0	1	.000	3	4	.750	0	2	2	2.8	3	0	0	4	0	3	7	12.0
at Louisville	1/5/11	*	27	2	9	.222	1	3	.333	3	4	.750	3	2	5	2.9	2	0	2	3	0	2	8	11.7
SYRACUSE	1/8/11	*	32	0	10	.000	0	7	.000	2	2	1.000	0	3	3	2.9	4	0	6	3	0	0	2	11.1
at DePaul	1/12/11	*	27	3	5	.600	0	1	.000	4	6	.667	1	1	2	2.9	2	0	4	2	0	1	10	11.1
at Pittsburgh	1/15/11	*	32	4	6	.667	0	0	.000	3	3	1.000	0	5	5	3.0	1	0	3	2	0	3	11	11.1
GEORGETOWN	1/18/11	*	35	7	13	.538	0	1	.000	3	5	.600	0	4	4	3.1	4	0	6	0	0	0	17	11.4
RUTGERS	1/22/11	*	31	5	8	.625	1	2	.500	0	0	.000	4	1	5	3.2	5	1	2	4	0	0	11	11.4
at Syracuse	1/25/11	*	34	7	10	.700	3	3	1.000	2	4	.500	2	4	6	3.3	3	0	7	5	0	0	19	11.7
PROVIDENCE	1/30/11	*	17	3	6	.500	1	3	.333	4	4	1.000	0	1	1	3.2	5	1	4	1	0	0	11	11.7
at West Virginia	2/2/11	*	18	0	6	.000	0	1	.000	0	0	.000	1	2	3	3.2	3	0	1	2	0	0	0	11.2
CONNECTICUT	2/5/11	*	32	3	6	.500	0	2	.000	0	0	.000	1	1	2	3.1	3	0	2	5	0	1	6	11.0
at Rutgers	2/12/11		32	7	9	.778	3	5	.600	1	2	.500	0	4	4	3.2	1	0	6	0	0	1	18	11.2
VILLANOVA	2/15/11		35	4	11	.364	0	4	.000	2	2	1.000	0	3	3	3.2	2	0	4	3	0	3	10	11.2
at Marquette	2/19/11		34	1	5	.200	0	1	.000	0	2	.000	0	2	2	3.1	2	0	6	3	0	2	2	10.9
Totals			23	798	104	.419	23	71	.324	62	80	.775	20	64	84	3.1	72	2	118	70	1	36	293	10.9

THEODORE'S CAREER STATISTICS

Year	GP	GS	Min	Avg	-3pt-						-Rebounds-						PF	FO	Ast	TO	Blk	Stl	Pts	Avg	
					FG	FGA	Pct	FT	FTA	Pct	Off	Def	Tot	Avg											
2008-09	32	2	718	22.4	64	165	.388	18	53	.340	43	56	.768	17	35	52	1.6	60	1	65	52	1	30	189	5.9
2009-10	32	16	839	26.2	101	241	.419	27	74	.365	67	91	.736	25	51	76	2.4	67	2	113	47	8	48	296	9.3
2010-11	27	23	798	29.6	104	248	.419	23	71	.324	62	80	.775	20	64	84	3.1	72	2	118	70	1	36	293	10.9
TOTAL	91	41	2355	25.9	269	654	.411	68	198	.343	172	227	.758	62	150	212	2.3	199	5	296	169	10	114	778	8.5

SETON HALL MEN'S BASKETBALL AT #9 NOTRE DAME • FEBRUARY 26, 2011



ENIEL POLYNICE

Senior • Guard
6-5 • 220 • Sarasota, Fla.
University of Mississippi
#14

3.7
ppg

2.4
rpg

1.6
apg

2010-11 SEASON HIGHS

PTS: 13 vs. Dayton 12/22/10
REB: 7 at DePaul 1/12/11
AST: 5 three times - last at Marquette 2/19/11
FGM: 6 vs. Dayton 12/22/10
FGA: 9 vs. Dayton 12/22/10
3FGM: 1 two times - last at Rutgers 2/12/11
3FGA: 4 vs. Saint Peter's 11/29/10
FTM: 4 at Temple 11/12/10
FTA: 4 at Temple 11/12/10
BLK: 4 vs. Dayton 12/22/10
STL: 2 two times - last at Marquette 2/19/11
TO: 4 at Marquette 2/19/11
MIN: 29 two times - last at Rutgers 2/12/11

SETON HALL CAREER HIGHS

PTS: 13 vs. Dayton 12/22/10
REB: 7 at DePaul 1/12/11
AST: 5 three times - last at Marquette 2/19/11
FGM: 6 vs. Dayton 12/22/10
FGA: 9 vs. Dayton 12/22/10
3FGM: 1 two times - last at Rutgers 2/12/11
3FGA: 4 vs. Saint Peter's 11/29/10
FTM: 4 at Temple 11/12/10
FTA: 4 at Temple 11/12/10
BLK: 4 vs. Dayton 12/22/10
STL: 2 two times - last at Marquette 2/19/11
TO: 4 at Marquette 2/19/11
MIN: 29 two times - last at Rutgers 2/12/11

2010-11: Made Seton Hall debut at Temple with four points and two rebounds in 14 minutes... Had three points and four rebounds vs. Cornell... Made first start as a Pirate vs. Alabama... Logged a season-high eight points vs. Clemson... Had seven points, four rebounds and four assists vs. Saint Peter's... Had six points at UMass... Had best game as a Pirate with 13 points, four rebounds, five assists and four blocks in 29 minutes vs. Dayton... Grabbed five rebounds vs. Richmond... Pulled down seven rebounds to go with four assists at DePaul... Recorded six rebounds and two steals vs. Georgetown... Had four points and four rebounds at West Virginia... Had four points and two blocks vs. UConn... Had seven points, four rebounds and five assists at Rutgers... Had nine points and five assists at Marquette.

POLYNICE'S 2010-11 GAME-BY-GAME STATISTICS

Opponent	Date	GS	Min	TOTAL			3-PTS			REBOUNDS			Avg	PF	FO	A	TO	Blk	Stl	Pts	Avg.			
				FG	FGA	Pct	3FG	FGA	Pct	FT	FTA	Pct										Off	Def	Tot
at Temple	11/12/10	14	0	6	.000	0	2	.000	4	4	1.000	1	1	2	2.0	1	0	0	2	1	4	4.0		
CORNELL	11/14/10	13	1	6	.167	0	1	.000	1	1	1.000	3	1	4	3.0	2	0	1	0	0	3	3.5		
vs Alabama	11/19/10	*	14	1	.333	0	1	.000	0	0	.000	1	0	1	2.3	0	0	1	1	0	2	3.0		
vs Xavier	11/21/10	*	16	1	.167	0	1	.000	0	0	.000	0	2	2	2.3	1	0	0	0	0	2	2.8		
vs Clemson	11/22/10	20	4	5	.800	0	0	.000	0	0	.000	1	2	3	2.4	3	0	2	2	0	8	3.8		
ST. PETER'S	11/29/10	*	19	3	.429	1	4	.250	0	1	.000	2	2	4	2.7	0	0	4	0	0	7	4.3		
vs Arkansas	12/8/10	3	0	0	.000	0	0	.000	0	0	.000	0	1	1	2.4	0	0	0	0	0	0	3.7		
at Massachusetts	12/11/10	21	3	5	.600	0	1	.000	0	0	.000	0	0	0	2.1	1	0	2	1	1	6	4.0		
LONGWOOD	12/13/10	9	1	3	.333	0	0	.000	1	2	.500	0	0	0	1.9	0	0	0	0	0	3	3.9		
NJIT	12/19/10	18	1	3	.333	0	1	.000	1	3	.333	0	2	2	1.9	1	0	0	2	0	3	3.8		
DAYTON	12/22/10	29	6	9	.667	0	0	.000	1	3	.333	0	4	4	2.1	1	0	5	0	4	13	4.6		
RICHMOND	12/26/10	18	1	5	.200	0	0	.000	0	0	.000	2	3	5	2.3	0	0	1	2	0	2	4.4		
USF	12/28/10	14	1	2	.500	0	0	.000	0	0	.000	0	2	2	2.3	1	0	0	2	1	1	4.2		
at Cincinnati	12/31/10	20	0	3	.000	0	0	.000	2	2	1.000	0	2	2	2.3	0	0	1	2	0	2	4.1		
at Louisville	1/5/11	15	1	3	.333	0	1	.000	0	0	.000	0	1	1	2.2	0	0	0	0	1	0	2	3.9	
SYRACUSE	1/8/11	14	1	3	.333	0	1	.000	0	0	.000	0	0	0	2.1	1	0	1	0	0	1	2	3.8	
at DePaul	1/12/11	26	2	3	.667	0	0	.000	0	1	.000	1	6	7	2.4	0	0	4	0	0	4	3.8		
at Pittsburgh	1/15/11	17	0	2	.000	0	0	.000	0	0	.000	0	1	1	2.3	1	0	2	1	2	1	0	3.6	
GEORGETOWN	1/18/11	19	2	8	.250	0	0	.000	0	0	.000	2	4	6	2.5	1	0	1	0	0	2	4	3.6	
RUTGERS	1/22/11	12	0	0	.000	0	0	.000	0	0	.000	1	2	3	2.5	0	0	1	1	0	1	0	3.5	
at Syracuse	1/25/11	5	0	1	.000	0	0	.000	2	2	1.000	1	1	2	2.5	0	0	0	1	0	0	2	3.4	
PROVIDENCE	1/30/11	10	1	3	.333	0	0	.000	0	0	.000	0	1	1	2.4	1	0	2	0	0	1	2	3.3	
at West Virginia	2/2/11	18	2	8	.250	0	1	.000	0	0	.000	2	2	4	2.5	1	0	2	1	0	1	4	3.3	
CONNECTICUT	2/5/11	9	2	2	1.000	0	0	.000	0	0	.000	0	1	1	2.4	0	0	2	2	2	0	4	3.4	
at Rutgers	2/12/11	*	29	3	.600	1	2	.500	0	3	.000	1	3	4	2.5	1	0	5	3	0	1	7	3.5	
VILLANOVA	2/15/11	*	20	1	.250	0	2	.000	0	1	.000	2	0	2	2.5	2	0	3	0	0	1	2	3.5	
at Marquette	2/19/11	*	28	3	.600	0	0	.000	3	3	1.000	0	2	2	2.4	3	0	5	4	2	2	9	3.7	
Totals		6	450	41	110	.373	2	18	.111	15	26	.577	20	46	66	2.4	22	0	44	28	14	14	99	3.7

POLYNICE'S SETON HALL CAREER STATISTICS

Year	GP	GS	Min	Avg	-3pt-			-Rebounds-			PF	FO	Ast	TO	Blk	Stl	Pts	Avg							
					FG	FGA	Pct	Off	Def	Tot									Avg						
2010-11	27	6	450	16.7	41	110	.373	2	18	.111	15	26	.577	20	46	66	2.4	22	0	44	28	14	14	99	3.7
TOTAL	27	6	450	16.7	41	110	.373	2	18	.111	15	26	.577	20	46	66	2.4	22	0	44	28	14	14	99	3.7

SETON HALL MEN'S BASKETBALL AT #9 NOTRE DAME • FEBRUARY 26, 2011



HERB POPE

Junior • Forward
6-8 • 236 • Aliquippa, Pa.
New Mexico State Univ.
#15

10.2
ppg

8.4
rpg

1.4
bpg

2010-11 SEASON HIGHS

PTS: 23 vs. Providence 1/30/11
REB: 20 vs. Syracuse 1/8/11
AST: 5 at DePaul 1/12/11
FGM: 9 vs. Providence 1/30/11
FGA: 15 vs. Providence 1/30/11
3FGM: 2 vs. Arkansas 12/8/10
3FGA: 3 two times - last vs. Arkansas 12/8/10
FTM: 8 at Cincinnati 12/31/10
FTA: 12 at Cincinnati 12/31/10
BLK: 6 at Pittsburgh 1/15/11
STL: 4 vs. Syracuse 1/8/11
TO: 5 two times - last at Rutgers 2/12/11
MIN: 38 vs. Syracuse 1/8/11

SETON HALL CAREER HIGHS

PTS: 27 vs. Providence 3/9/10
REB: 20 two times - last vs. Syracuse 1/8/11
AST: 6 vs. Saint Peter's 11/13/09
FGM: 10 two times - last vs. Providence 3/9/10
FGA: 17 two times - last at Rutgers 3/4/10
3FGM: 2 three times - last vs. Arkansas 12/8/10
3FGA: 4 vs. Cornell 11/14/10
FTM: 8 at Cincinnati 12/31/10
FTA: 12 at Cincinnati 12/31/10
BLK: 6 at Pittsburgh 1/15/11
STL: 4 two times - last vs. Syracuse 1/8/11
TO: 7 vs. Syracuse 12/29/09
MIN: 41 at USF 1/28/10

2010-11: Scored five points and grabbed a team-high eight rebounds at Temple... Scored 13 points and grabbed six rebounds vs. Cornell... Had 13 points, four rebounds and four blocks vs. Alabama... Had 10 points and a team-high eight rebounds vs. Xavier... Grabbed seven rebounds vs. Clemson... Logged eight points and a game-high eight rebounds vs. Saint Peter's... Had eight points and nine rebounds in 17 minutes vs. Arkansas... Notched first double-double of the season with 11 points and 13 rebounds to go with five blocks at UMass... Missed the NJIT game due to a sore left foot... Had seven points and a game-high 11 rebounds vs. Dayton... Grabbed a game-high 12 rebounds to go with nine points vs. Richmond... Logged his second double-double of the year with 12 points and 13 rebounds vs. USF... Scored 10 points and was 8-for-12 from the free-throw line... Notched third double-double of the season with a season-high 14 points and a career-high tying 20 rebounds vs. Syracuse... Joined Seton Hall's 500-Point Club... Tallied 15 points, six rebounds and five assists at DePaul... Logged fourth double-double of the season with 15 points, 10 rebounds and a career-high six blocks at Pittsburgh... Scored a season-high 16 points to go with nine rebounds vs. Georgetown... Notched fifth double-double of the year with team-highs of 15 points and 16 rebounds vs. Rutgers... Logged 10 points and eight rebounds at Syracuse... Notched his sixth double-double of the year with a season-high 23 points and team-high 10 rebounds vs. Providence... Had eight points and seven rebounds at West Virginia... Scored 12 points and pulled down six rebounds at Rutgers.

POPE'S STATISTICS ALL-TIME VS. NOTRE DAME

Opponent	Location	GS	Date	Min	FG	TOTAL		3-PTS		FT	FTA	REBOUNDS			PF	A	TO	Blk	Stl	Pts
						FGA	3FG	FGA	FT			Off	Def	Tot						
Notre Dame	Home	X	2/11/10	36	3	7	0	0	0	1	1	8	9	3	1	2	2	2	2	6
Notre Dame	Neutral	X	3/10/10	29	4	10	0	1	6	7	3	6	9	4	0	2	0	0	0	14
Totals				65	7	17	0	1	6	8	4	14	18	7	1	4	2	2	20	
Averages				32.5		0.412		0.000		0.750			9.0		0.5	2.0	1.0	1.0	10.0	

POPE'S 2010-11 GAME-BY-GAME STATISTICS

Opponent	Date	GS	Min	TOTAL			3-PTS			FT	FTA	Pct	REBOUNDS			Avg	PF	FO	A	TO	Blk	Stl	Pts	Avg
				FG	FGA	Pct	3FG	FGA	Pct				Off	Def	Tot									
at Temple	11/12/10	*	23	2	10	.200	1	2	.500	0	0	.000	2	6	8	8.0	3	0	1	1	0	0	5	5.0
CORNELL	11/14/10	*	23	5	12	.417	1	4	.250	2	2	1.000	2	4	6	7.0	4	0	2	2	1	2	13	9.0
vs Alabama	11/19/10	*	23	6	10	.600	0	0	.000	1	2	.500	4	0	4	6.0	3	0	2	2	4	0	13	10.3
vs Xavier	11/21/10	*	29	4	10	.400	1	3	.333	1	4	.250	1	7	8	6.5	3	0	2	1	2	2	10	10.3
vs Clemson	11/22/10	*	21	1	3	.333	0	1	.000	0	0	.000	1	6	7	6.6	5	1	0	2	2	0	2	8.6
ST. PETER'S	11/29/10	*	25	3	10	.300	0	1	.000	2	4	.500	3	5	8	6.8	1	0	2	1	0	0	8	8.5
vs Arkansas	12/8/10	*	17	3	8	.375	2	3	.667	0	1	.000	1	8	9	7.1	2	0	0	2	0	0	8	8.4
at Massachusetts	12/11/10	*	25	4	7	.571	1	2	.500	2	2	1.000	2	11	13	7.9	2	0	2	3	5	0	11	8.8
LONGWOOD	12/13/10	*	14	2	9	.222	0	1	.000	0	0	.000	3	3	6	7.7	3	0	1	1	1	1	4	8.2
DAYTON	12/22/10	*	27	3	8	.375	0	0	.000	1	4	.250	6	5	11	8.0	4	0	1	0	0	1	7	8.1
RICHMOND	12/26/10	*	28	4	12	.333	0	1	.000	1	5	.200	3	9	12	8.4	4	0	2	3	0	0	9	8.2
USF	12/28/10	*	26	4	11	.364	0	2	.000	4	6	.667	3	10	13	8.8	5	1	0	1	1	0	12	8.5
at Cincinnati	12/31/10	*	32	1	7	.143	0	1	.000	8	12	.667	1	3	4	8.4	4	0	3	2	0	1	10	8.6
at Louisville	1/5/11	*	37	2	5	.400	0	1	.000	3	4	.750	3	3	6	8.2	3	0	2	3	0	0	7	8.5
SYRACUSE	1/8/11	*	38	5	9	.556	0	0	.000	4	5	.800	9	11	20	9.0	4	0	2	2	0	4	14	8.9
at DePaul	1/12/11	*	23	6	8	.750	0	0	.000	3	6	.500	2	4	6	8.8	5	1	5	2	2	1	15	9.3
at Pittsburgh	1/15/11	*	35	6	12	.500	0	0	.000	3	9	.333	4	6	10	8.9	2	0	2	5	6	0	15	9.6
GEORGETOWN	1/18/11	*	33	7	11	.636	0	0	.000	2	5	.400	5	4	9	8.9	5	1	0	3	1	2	16	9.9
RUTGERS	1/22/11	*	37	5	14	.357	0	2	.000	5	7	.714	4	12	16	9.3	5	1	1	2	3	2	15	10.2
at Syracuse	1/25/11	*	31	3	7	.429	0	1	.000	4	7	.571	5	3	8	9.2	2	0	2	0	2	2	10	10.2
PROVIDENCE	1/30/11	*	31	9	15	.600	0	1	.000	5	7	.714	6	4	10	9.2	4	0	1	3	4	0	23	10.8
at West Virginia	2/2/11	*	24	4	9	.444	0	0	.000	0	0	.000	5	2	7	9.1	3	0	0	3	1	1	8	10.7
CONNECTICUT	2/5/11	*	27	3	8	.375	0	1	.000	0	2	.000	1	4	5	9.0	5	1	1	2	1	0	6	10.5
at Rutgers	2/12/11	*	30	5	10	.500	0	0	.000	2	4	.500	1	5	6	8.8	2	0	1	5	1	2	12	10.5
VILLANOVA	2/15/11	*	29	2	5	.400	0	1	.000	3	5	.600	1	3	4	8.6	4	0	2	1	0	0	7	10.4
at Marquette	2/19/11	*	15	3	5	.600	0	0	.000	0	1	.000	0	2	2	8.4	5	1	0	0	0	0	6	10.2
Totals			25	703	102	.434	6	28	.214	56	104	.538	78	140	218	8.4	92	7	37	52	37	21	266	10.2

POPE'S CAREER STATISTICS

Year	GP	GS	Min	Avg	FG	FGA	Pct	-3pt-			-Rebounds-			PF	FO	Ast	TO	Blk	Stl	Pts	Avg				
								FG	FGA	Pct	Off	Def	Tot												
2009-10	32	32	960	30.0	150	327	.459	9	21	.429	58	117	.496	126	217	343	10.7	104	6	63	72	59	25	367	11.5
2010-11	26	25	703	27.0	102	235	.434	6	28	.214	56	104	.538	78	140	218	8.4	92	7	37	52	37	21	266	10.2
TOTAL	58	57	1663	28.7	252	562	.448	15	49	.306	114	221	.516	204	357	561	9.7	196	13	100	124	96	46	633	10.9

SETON HALL MEN'S BASKETBALL AT #9 NOTRE DAME - FEBRUARY 26, 2011



JEREMY HAZELL

Senior • Guard
6-5 • 188 • Harlem, N.Y.
Patterson School (N.C.)
#21

18.9
ppg

3.4
rpg

2.3
spg

2010-11 SEASON HIGHS

PTS: 28 two times - last at Syracuse 1/25/11
REB: 11 vs. UConn 2/5/11
AST: 6 vs. Providence 1/30/11
FGM: 10 two times - last at Syracuse 1/25/11
FGA: 23 vs. Villanova 2/15/11
3FGM: 5 two times - last at Syracuse 1/25/11
3FGA: 13 vs. Villanova 2/15/11
FTM: 10 vs. Alabama 11/19/10
FTA: 16 vs. Alabama 11/19/10
BLK: 1 vs. Cornell 11/14/10
STL: 4 four times - last vs. Villanova 2/15/11
TO: 3 at Temple 11/12/10
MIN: 39 vs. Villanova 2/15/11

CAREER HIGHS

PTS: 41 vs. WVU 12/26/09
REB: 12 vs. VMI 12/12/09
AST: 6 vs. Providence 1/30/11
FGM: 15 vs. FDU 12/27/08
FGA: 33 vs. WVU 12/26/09
3FGM: 8 two times - last vs. Notre Dame 2/11/10
3FGA: 19 vs. WVU 12/26/09
FTM: 13 vs. Georgetown 1/25/09
FTA: 17 vs. Georgetown 1/25/09
BLK: 1 (10) times - last vs. Cornell 11/14/10
STL: 5 three times - last vs. Syracuse 12/29/09
TO: 5 three times - last vs. Providence 1/22/09
MIN: 45 three times - last at Cincinnati 3/7/09

2010-11: Scored a game-high 17 points at Temple... Scored a game-high 28 points on 8-for-11 shooting from the floor vs. Cornell... Scored a game-high 27 points and added four steals vs. Alabama... Broke left wrist vs. Alabama and missed 14 games... Returned to the court with a game-high 23 points at DePaul... Scored 15 points vs. Georgetown... Scored a team-high 15 points vs. Rutgers... Scored team-highs of 28 points and nine rebounds to go with four assists and four steals at Syracuse... Had 10 points and a career-high six assists vs. Providence... Named to BIG EAST Weekly Honor Roll on Jan. 31... Scored a game-high 20 points and pulled down a season-high 11 rebounds vs. UConn for his first double-double of the season... Scored a team-high 19 points at Rutgers, and in doing so, became the fourth player in Seton Hall history to record 2,000 career points... Tallied a game-high 25 points and four steals vs. Villanova... Tallied a game-high 23 points to go with a team-high six rebounds at Marquette.

HAZELL'S STATISTICS ALL-TIME VS. NOTRE DAME

Opponent	Location	GS	Date	TOTAL										REBOUNDS			PF	A	TO	Blk	Stl	Pts
				Min	FG	FGA	3FG	3FGA	FT	FTA	Off	Def	Tot									
Notre Dame	Home	X	2/6/08	35	8	14	3	9	7	10	0	1	1	2	1	1	2	1	1	1	5	26
Notre Dame	Away		1/10/09	29	3	12	0	5	6	9	2	0	2	3	0	2	3	0	1	0	2	12
Notre Dame	Home	X	2/11/10	36	12	16	8	11	3	5	1	2	3	1	1	2	0	4	0	4	35	
Notre Dame	Neutral	X	3/10/10	32	5	16	1	9	4	4	2	3	5	1	1	0	0	0	0	0	15	
Totals				132	28	58	12	34	20	28	5	6	11	7	3	4	1	11	88			
Averages				33.0		0.483		0.353		0.714			2.8		0.8	1.0	0.3	2.8	22.0			

HAZELL'S 2010-11 GAME-BY-GAME STATISTICS

Opponent	Date	GS	TOTAL										REBOUNDS			Avg	PF	FO	A	TO	Blk	Stl	Pts	Avg.
			Min	FG	FGA	Pct	3FG	3FGA	Pct	FT	FTA	Pct	Off	Def	Tot									
at Temple	11/12/10	*	36	6	15	.400	2	5	.400	3	4	.750	2	2	4	4.0	1	0	1	3	0	2	17	17.0
CORNELL	11/14/10	*	28	8	11	.727	4	6	.667	8	8	1.000	0	0	0	2.0	1	0	2	2	1	1	28	22.5
vs Alabama	11/19/10	*	34	6	12	.500	5	6	.833	10	16	.625	0	2	2	2.0	0	0	2	2	0	4	27	24.0
at DePaul	1/12/11		30	10	17	.588	2	5	.400	1	1	1.000	0	1	1	1.8	1	0	2	2	0	2	23	23.8
at Pittsburgh	1/15/11	*	35	3	13	.231	1	8	.125	2	2	1.000	0	0	0	1.4	0	0	1	1	0	1	9	20.8
GEORGETOWN	1/18/11	*	36	5	16	.313	1	7	.143	4	4	1.000	1	2	3	1.7	1	0	1	0	0	2	15	19.8
RUTGERS	1/22/11	*	38	6	21	.286	2	11	.182	1	1	1.000	1	2	3	1.9	2	0	1	2	0	2	15	19.1
at Syracuse	1/25/11	*	34	10	17	.588	5	10	.500	3	3	1.000	0	9	9	2.8	1	0	4	2	0	4	28	20.3
PROVIDENCE	1/30/11	*	38	3	12	.250	0	7	.000	4	4	1.000	0	4	4	2.9	0	0	6	2	0	2	10	19.1
at West Virginia	2/2/11	*	24	1	8	.125	0	6	.000	3	4	.750	0	3	3	2.9	2	0	0	1	0	0	5	17.7
CONNECTICUT	2/5/11	*	36	7	22	.318	3	10	.300	3	5	.600	5	6	11	3.6	0	0	1	1	0	4	20	17.9
at Rutgers	2/12/11	*	35	5	12	.417	1	5	.200	8	9	.889	0	0	0	3.3	2	0	0	2	0	3	19	18.0
VILLANOVA	2/15/11	*	39	9	23	.391	4	13	.308	3	3	1.000	0	1	1	3.2	1	0	0	2	0	4	25	18.5
at Marquette	2/19/11	*	38	8	18	.444	4	12	.333	3	4	.750	1	5	6	3.4	1	0	2	0	0	1	23	18.9
Totals			13	481	87	.401	34	111	.306	56	68	.824	10	37	47	3.4	13	0	23	22	1	32	264	18.9

HAZELL'S CAREER STATISTICS

Year	GP	GS	Min	Avg	-3pt-					-Rebounds-										Pts	Avg				
					FG	FGA	Pct	FG	FGA	Pct	FT	FTA	Pct	Off	Def	Tot	Avg	PF	FO			Ast	TO	Blk	Stl
2007-08	32	20	874	27.3	130	331	.393	78	234	.333	71	93	.763	26	49	75	2.3	56	1	28	32	5	45	409	12.8
2008-09	32	31	1161	36.3	235	550	.427	105	290	.362	151	204	.740	41	81	122	3.8	63	0	29	69	1	56	726	22.7
2009-10	32	30	1014	31.7	220	520	.423	98	290	.338	116	153	.758	36	75	111	3.5	54	2	47	39	5	47	654	20.4
2010-11	14	13	481	34.4	87	217	.401	34	111	.306	56	68	.824	10	37	47	3.4	13	0	23	22	1	32	264	18.9
TOTAL	110	94	3530	32.1	672	1618	.415	315	925	.341	394	518	.761	113	242	355	3.2	186	3	127	162	12	180	2053	18.7

SETON HALL MEN'S BASKETBALL AT #9 NOTRE DAME • FEBRUARY 26, 2011



FUQUAN EDWIN

Freshman • G/F
6-6 • 205 • Paterson, N.J.
Paterson Catholic
#23

8.0
ppg

3.2
rpg

1.2
spg

2010-11 SEASON HIGHS

PTS: 18 at Louisville 1/5/11
REB: 9 four times - last at Louisville 1/5/11
AST: 3 at Syracuse 1/25/11
FGM: 7 two times - last at Louisville 1/5/11
FGA: 17 at Louisville 1/5/11
3FGM: 3 at UMass 12/11/10
3FGA: 9 at Louisville 1/5/11
FTM: 5 vs. Villanova 2/15/11
FTA: 5 three times - last vs. Villanova 2/15/11
BLK: 3 at Syracuse 1/25/11
STL: 4 vs. Providence 1/30/11
TO: 5 at Syracuse 1/25/11
MIN: 37 at Louisville 1/5/11

CAREER HIGHS

PTS: 18 at Louisville 1/5/11
REB: 9 four times - last at Louisville 1/5/11
AST: 3 at Syracuse 1/25/11
FGM: 7 two times - last at Louisville 1/5/11
FGA: 17 at Louisville 1/5/11
3FGM: 3 at UMass 12/11/10
3FGA: 9 at Louisville 1/5/11
FTM: 5 vs. Villanova 2/15/11
FTA: 5 three times - last vs. Villanova 2/15/11
BLK: 3 at Syracuse 1/25/11
STL: 4 vs. Providence 1/30/11
TO: 5 at Syracuse 1/25/11
MIN: 37 at Louisville 1/5/11

2010-11: Made collegiate and starting lineup debuts at Temple and scored six points in 19 minutes... Grabbed four rebounds vs. Cornell... Had five points vs. Alabama... Scored 11 points vs. Xavier... Had six points vs. Clemson... Scored nine points vs. Saint Peter's... Had six points and two steals vs. Arkansas... Scored a career-high 13 points and was 3-for-3 from three-point range at UMass... Tallied 17 points and nine rebounds to go with three steals vs. Longwood... Led the team with 14 points and tied his career-high of nine rebounds vs. NJIT... Named BIG EAST Rookie of the Week on Dec. 20... Notched 10 points and nine rebounds vs. Dayton... Scored 12 points vs. Richmond... Had 11 points and three steals vs. USF... Scored 10 points at Cincinnati... Scored a career-high 18 points and tied a career-high with nine rebounds at Louisville... Scored 12 points vs. Syracuse... Scored 13 points and recorded a career-high three blocks at Syracuse... Recorded a career-high four steals vs. Providence... Scored seven points and was 5-for-5 from the free-throw line vs. Villanova... Scored eight points at Marquette.

EDWIN'S 2010-11 GAME-BY-GAME STATISTICS

Opponent	Date	GS	Min	TOTAL			3-PTS			FT	FTA	Pct	REBOUNDS			Avg	PF	FO	A	TO	Blk	Stl	Pts	Avg.	
				FG	FGA	Pct	3FG	FGA	Pct				Off	Def	Tot										
at Temple	11/12/10	*	19	2	4	.500	0	1	.000	2	2	1.000	1	1	2	2.0	1	0	0	0	0	6	6.0		
CORNELL	11/14/10	*	15	0	4	.000	0	3	.000	0	0	.000	0	4	4	3.0	2	0	0	1	0	0	3.0		
vs Alabama	11/19/10		23	1	1	1.000	1	1	1.000	2	2	1.000	0	2	2	2.7	1	0	2	0	0	2	5	3.7	
vs Xavier	11/21/10		27	4	8	.500	0	3	.000	3	5	.600	1	1	2	2.5	3	0	1	0	0	2	11	5.5	
vs Clemson	11/22/10	*	23	1	7	.143	0	3	.000	4	4	1.000	1	1	2	2.4	4	0	2	1	1	1	6	5.6	
ST. PETER'S	11/29/10	*	16	3	9	.333	0	3	.000	3	4	.750	1	2	3	2.5	3	0	1	1	0	1	9	6.2	
vs Arkansas	12/8/10	*	22	3	8	.375	0	0	.000	0	2	.000	0	1	1	2.3	2	0	1	3	0	2	6	6.1	
at Massachusetts	12/11/10	*	19	5	6	.833	3	3	1.000	0	0	.000	0	3	3	2.4	4	0	2	1	0	1	13	7.0	
LONGWOOD	12/13/10	*	34	7	11	.636	1	3	.333	2	4	.500	3	6	9	3.1	2	0	1	0	0	3	17	8.1	
NJIT	12/19/10	*	26	6	10	.600	1	3	.333	1	3	.333	0	9	9	3.7	1	0	1	1	1	3	14	8.7	
DAYTON	12/22/10	*	28	3	9	.333	2	3	.667	2	2	1.000	2	7	9	4.2	3	0	1	1	0	1	10	8.8	
RICHMOND	12/26/10	*	32	4	11	.364	2	3	.667	2	5	.400	1	3	4	4.2	2	0	0	0	0	2	12	9.1	
USF	12/28/10	*	35	4	8	.500	1	2	.500	2	2	1.000	0	2	2	4.0	4	0	1	1	0	3	11	9.2	
at Cincinnati	12/31/10	*	29	4	9	.444	2	3	.667	0	0	.000	0	3	3	3.9	3	0	0	1	0	1	10	9.3	
at Louisville	1/5/11	*	37	7	17	.412	2	9	.222	2	2	1.000	3	6	9	4.3	1	0	1	0	1	1	18	9.9	
SYRACUSE	1/8/11	*	33	5	16	.313	0	5	.000	2	2	1.000	2	2	4	4.3	3	0	0	0	0	1	12	10.0	
at DePaul	1/12/11	*	26	3	7	.429	0	1	.000	0	0	.000	0	4	4	4.2	3	0	1	1	0	0	6	9.8	
at Pittsburgh	1/15/11	*	20	2	6	.333	0	1	.000	0	0	.000	0	0	0	4.0	3	0	0	1	0	0	4	9.4	
GEORGETOWN	1/18/11		8	0	3	.000	0	1	.000	0	0	.000	1	0	1	3.8	4	0	1	2	1	0	0	8.9	
RUTGERS	1/22/11	*	18	1	5	.200	1	3	.333	0	0	.000	0	0	0	3.7	2	0	1	0	1	0	3	8.7	
at Syracuse	1/25/11	*	31	6	9	.667	1	2	.500	0	0	.000	0	2	2	3.6	4	0	3	5	3	1	13	8.9	
PROVIDENCE	1/30/11	*	25	2	7	.286	0	0	.000	1	2	.500	2	1	3	3.5	3	0	0	0	0	4	5	8.7	
at West Virginia	2/2/11	*	29	1	5	.200	0	1	.000	0	3	.000	1	1	2	3.5	2	0	0	1	0	2	2	8.4	
CONNECTICUT	2/5/11	*	20	2	7	.286	0	1	.000	0	0	.000	1	3	4	3.5	4	0	1	0	0	1	4	8.2	
at Rutgers	2/12/11	*	23	1	4	.250	1	4	.250	0	0	.000	0	2	2	3.4	2	0	1	0	0	0	3	8.0	
VILLANOVA	2/15/11	*	26	1	5	.200	0	3	.000	5	5	1.000	0	1	1	3.3	3	0	0	1	2	0	7	8.0	
at Marquette	2/19/11	*	19	4	9	.444	0	1	.000	0	1	.000	0	0	0	3.2	4	0	1	0	0	1	8	8.0	
Totals			23	663	82	205	.400	18	66	.273	33	50	.660	20	67	87	3.2	73	0	23	22	10	33	215	8.0

EDWIN'S CAREER STATISTICS

Year	GP	GS	Min	Avg	-3pt-			-Rebounds-			FT	FTA	Pct	Off	Def	Tot	Avg	PF	FO	Ast	TO	Blk	Stl	Pts	Avg
					FG	FGA	Pct	Off	Def	Tot															
2010-11	27	23	663	24.6	82	205	.400	18	66	.273	33	50	.660	20	67	87	3.2	73	0	23	22	10	33	215	8.0
TOTAL	27	23	663	24.6	82	205	.400	18	66	.273	33	50	.660	20	67	87	3.2	73	0	23	22	10	33	215	8.0

SETON HALL MEN'S BASKETBALL AT #9 NOTRE DAME • FEBRUARY 26, 2011



DARNELL GATLING

Senior • Guard
5-9 • 150 • Brooklyn, N.Y.
Law Enforce. & Public Safety
#30

0.3
ppg

0.2
rpg

0.2
apg

2010-11 SEASON HIGHS

PTS: 2 vs. Cornell 11/14/10
REB: 1 vs. Cornell 11/14/10
AST: 1 vs. NJIT 12/19/10
FGM: ---
FGA: 2 vs. Longwood 12/13/10
3FGM: ---
3FGA: 1 two times - last vs. NJIT 12/19/10
FTM: 2 vs. Cornell 11/14/10
FTA: 2 vs. Cornell 11/14/10
BLK: ---
STL: ---
TO: ---
MIN: 4 two times - last vs. NJIT 12/19/10

CAREER HIGHS

PTS: 2 two times - last vs. Cornell 11/14/10
REB: 2 two times - last vs. VMI 12/12/09
AST: 1 three times - last vs. NJIT 12/19/10
FGM: ---
FGA: 2 two times - last vs. Longwood 12/13/10
3FGM: ---
3FGA: 1 seven times - last vs. NJIT 12/19/10
FTM: 2 two times - last vs. Cornell 11/14/10
FTA: 4 vs. Hartford 12/3/09
BLK: 1 vs. NJIT 11/30/09
STL: ---
TO: 1 three times - last vs. Navy 12/22/09
MIN: 5 two times - last vs. NJIT 11/30/09

2010-11: Scored two points and grabbed one rebound vs. Cornell... Played four minutes and dished out one assist vs. NJIT.


GATLING'S 2010-11 GAME-BY-GAME STATISTICS

Opponent	Date	GS	Min	TOTAL			3-PTS			FT			REBOUNDS			Avg	PF	FO	A	TO	Blk	Stl	Pts	Avg.
				FG	FGA	Pct	3FG	3FGA	Pct	FT	FTA	Pct	Off	Def	Tot									
CORNELL	11/14/10		4	0	0	.000	0	0	.000	2	2	1.000	0	1	1	1.0	0	0	0	0	0	2	2.0	
ST. PETER'S	11/29/10		3	0	0	.000	0	0	.000	0	0	.000	0	0	0	0.5	0	0	0	0	0	0	1.0	
at Massachusetts	12/11/10		1	0	1	.000	0	0	.000	0	0	.000	0	0	0	0.3	1	0	0	0	0	0	0.7	
LONGWOOD	12/13/10		2	0	2	.000	0	1	.000	0	0	.000	0	0	0	0.3	1	0	0	0	0	0	0.5	
NJIT	12/19/10		4	0	1	.000	0	1	.000	0	0	.000	0	0	0	0.2	0	0	1	0	0	0	0.4	
at Syracuse	1/25/11		1	0	1	.000	0	0	.000	0	0	.000	0	0	0	0.2	0	0	0	0	0	0	0.3	
Totals			0	15	0	5	.000	0	2	.000	2	2	1.000	0	1	1	0.2	2	0	1	0	0	2	0.3

GATLING'S CAREER STATISTICS

Year	GP	GS	Min	Avg	-3pt-			FT			-Rebounds-			PF	FO	Ast	TO	Blk	Stl	Pts	Avg				
					FG	FGA	Pct	FT	FTA	Pct	Off	Def	Tot									Avg			
2008-09	4	0	4	1.0	0	1	.000	0	1	.000	0	0	.000	0	1	1	0.3	0	0	0	0	0	0.0		
2009-10	7	0	21	3.0	0	5	.000	0	4	.000	2	3	.667	1	5	6	0.9	2	0	2	3	1	0	2	0.3
2010-11	6	0	15	2.5	0	5	.000	0	2	.000	2	2	1.000	0	1	1	0.2	2	0	1	0	0	2	0.3	
TOTAL	17	0	40	2.4	0	11	.000	0	7	.000	4	5	.800	1	7	8	0.5	4	0	3	3	1	0	4	0.2

SETON HALL MEN'S BASKETBALL AT #9 NOTRE DAME • FEBRUARY 26, 2011



JEFF ROBINSON

Senior • G/F
6-6 • 232 • Trenton, N.J.
University of Memphis
#32

12.1
ppg

6.7
rpg

0.8
spg

2010-11 SEASON HIGHS

PTS: 21 vs. Georgetown 1/18/11
REB: 14 vs. Syracuse 1/8/11
AST: 3 at Rutgers 2/12/11
FGM: 9 two times - last vs. Providence 1/30/11
FGA: 19 vs. Clemson 11/22/10
3FGM: 3 vs. UConn 2/5/11
3FGA: 7 two times - last vs. UConn 2/5/11
FTM: 4 two times - last at Louisville 1/5/11
FTA: 6 at Louisville 1/5/11
BLK: 3 at Pittsburgh 1/15/11
STL: 3 two times - last vs. Rutgers 1/22/11
TO: 4 two times - last vs. Syracuse 1/8/11
MIN: 39 two times - last at Marquette 2/19/11

SETON HALL CAREER HIGHS

PTS: 25 vs. Marquette 2/28/10
REB: 14 two times - last vs. Syracuse 1/8/11
AST: 3 at Rutgers 2/12/11
FGM: 11 vs. Marquette 2/28/10
FGA: 19 two times - last vs. Clemson 11/22/10
3FGM: 3 vs. UConn 2/5/11
3FGA: 7 two times - last vs. UConn 2/5/11
FTM: 7 vs. Providence 3/9/10
FTA: 12 vs. Providence 3/9/10
BLK: 3 at Pittsburgh 1/15/11
STL: 3 three times - last vs. Rutgers 1/22/11
TO: 4 two times - last vs. Syracuse 1/8/11
MIN: 41 vs. Marquette 2/28/10

2010-11: Scored six points to go with six rebounds at Temple... Recorded first Pirates' double-double of the season with 16 points and a game-high 10 rebounds vs. Cornell... Logged 14 points, three rebounds and three steals vs. Alabama... Scored a team-high 15 points vs. Xavier... Led the team with 16 points and eight rebounds vs. Clemson... Named to the U.S. Virgin Islands Paradise Jam All-Tournament Team... Had 10 points and seven rebounds vs. Saint Peter's... Grabbed six rebounds vs. Arkansas... Had 13 points at UMass... Scored 15 points to go with eight rebounds vs. Longwood... Had 10 points and seven rebounds vs. NJIT... Led Pirates with 15 points vs. Dayton... Logged second double-double of the season with a team-high 17 points and 10 rebounds vs. Richmond... Scored a game-high 15 points vs. USF... Scored 14 points at Louisville... Logged third double-double of the season with a season-high tying 17 points and a career-high tying 14 rebounds vs. Syracuse... Joined the 500-Point Club at Seton Hall with eight points at DePaul... Tallied 10 points, eight rebounds and a career-high three blocks at Pittsburgh... Tallied a season-high 21 points to go with seven rebounds vs. Georgetown... Had 12 points and eight rebounds vs. Rutgers... Logged 12 points and seven rebounds at Syracuse... Tallied 20 points and six rebounds vs. Providence... Scored a team-high nine points... Tallied his fourth double-double of the season with 15 points and 11 rebounds vs. UConn... Grabbed a team-high eight rebounds at Rutgers... Grabbed seven rebounds vs. Villanova... Had 11 points and five rebounds at Marquette.

ROBINSON'S STATISTICS ALL-TIME VS. NOTRE DAME

Opponent	Location	GS	Date	Min	FG	TOTAL			3-PTS			REBOUNDS			PF	A	TO	Blk	Stl	Pts
						FGA	3FG	FT	FGA	FT	FTA	Off	Def	Tot						
Notre Dame	Home	X	2/11/10	22	7	10	0	0	0	0	0	1	3	4	5	1	0	1	0	14
Notre Dame	Neutral	X	3/10/10	31	4	8	0	0	1	1	2	1	3	2	0	1	1	0	9	
Totals				53	11	18	0	0	1	1	3	4	7	7	1	1	2	0	23	
Averages				26.5		0.611		#DIV/0!		1.000		3.5		0.5	0.5	1.0	0.0	11.5		

ROBINSON'S 2010-11 GAME-BY-GAME STATISTICS

Opponent	Date	GS	Min	FG	FGA	Pct	TOTAL			3-PTS			REBOUNDS			PF	FO	A	TO	Blk	Stl	Pts	Avg.		
							3FG	FTA	Pct	FGA	Pct	FT	FTA	Pct	Off									Def	Tot
at Temple	11/12/10	*	31	3	8	.375	0	1	.000	0	1	.000	1	5	6	6.0	2	0	0	2	0	1	6	6.0	
CORNELL	11/14/10	*	22	5	8	.625	2	2	1.000	4	4	1.000	3	7	10	8.0	2	0	1	1	0	0	16	11.0	
vs Alabama	11/19/10	*	33	6	8	.750	2	2	1.000	0	0	.000	1	2	3	6.3	4	0	1	1	2	3	14	12.0	
vs Xavier	11/21/10	*	34	6	11	.545	2	4	.500	1	1	1.000	2	2	4	5.8	2	0	1	3	0	0	15	12.8	
vs Clemson	11/22/10	*	38	7	19	.368	0	5	.000	2	2	1.000	1	7	8	6.2	3	0	1	2	0	0	16	13.4	
ST. PETER'S	11/29/10	*	25	4	8	.500	1	3	.333	1	2	.500	3	4	7	6.3	4	0	0	1	0	1	10	12.8	
vs Arkansas	12/8/10	*	37	1	9	.111	0	4	.000	0	0	.000	0	6	6	6.3	1	0	0	2	2	1	2	11.3	
at Massachusetts	12/11/10	*	17	4	7	.571	2	4	.500	3	4	.750	2	2	4	6.0	4	0	1	2	1	1	13	11.5	
LONGWOOD	12/13/10	*	27	6	10	.600	0	3	.000	3	3	1.000	1	7	8	6.2	1	0	0	3	1	0	15	11.9	
NJIT	12/19/10	*	26	4	9	.444	2	5	.400	0	2	.000	2	5	7	6.3	3	0	0	2	2	0	10	11.7	
DAYTON	12/22/10	*	23	6	11	.545	1	2	.500	2	2	1.000	1	2	3	6.0	3	0	0	2	2	0	15	12.0	
RICHMOND	12/26/10	*	37	7	10	.700	0	0	.000	3	3	1.000	5	5	10	6.3	3	0	2	0	0	0	17	12.4	
USF	12/28/10	*	34	6	15	.400	1	5	.200	2	2	1.000	1	3	4	6.2	2	0	0	1	0	1	15	12.6	
at Cincinnati	12/31/10	*	30	2	5	.400	1	4	.250	0	0	.000	1	4	5	6.1	2	0	1	0	0	0	5	12.1	
at Louisville	1/5/11	*	38	4	14	.286	2	6	.333	4	6	.667	2	2	4	5.9	3	0	0	4	0	1	14	12.2	
SYRACUSE	1/8/11	*	36	7	14	.500	1	2	.500	2	2	1.000	5	9	14	6.4	4	0	0	4	0	1	17	12.5	
at DePaul	1/12/11	*	26	3	3	1.000	1	1	1.000	1	2	.500	0	6	6	6.4	4	0	0	1	1	0	8	12.2	
at Pittsburgh	1/15/11	*	36	4	9	.444	2	5	.400	0	0	.000	0	8	8	6.5	2	0	1	0	3	0	10	12.1	
GEORGETOWN	1/18/11	*	35	9	13	.692	1	2	.500	2	3	.667	4	3	7	6.5	1	0	2	1	0	0	21	12.6	
RUTGERS	1/22/11	*	39	5	14	.357	2	7	.286	0	0	.000	2	6	8	6.6	3	0	1	2	0	3	12	12.6	
at Syracuse	1/25/11	*	36	5	11	.455	1	1	1.000	1	1	1.000	2	5	7	6.6	3	0	2	0	2	2	12	12.5	
PROVIDENCE	1/30/11	*	32	9	16	.563	2	4	.500	0	1	.000	2	4	6	6.6	3	0	1	1	0	0	20	12.9	
at West Virginia	2/2/11	*	34	4	14	.286	0	6	.000	1	2	.500	1	5	6	6.6	3	0	0	0	0	1	9	12.7	
CONNECTICUT	2/5/11	*	38	6	14	.429	3	7	.429	0	0	.000	4	7	11	6.8	2	0	0	1	0	1	15	12.8	
at Rutgers	2/12/11	*	32	2	6	.333	1	4	.250	1	2	.500	2	6	8	6.8	3	0	3	3	1	1	6	12.5	
VILLANOVA	2/15/11	*	35	2	10	.200	0	3	.000	0	1	.000	4	3	7	6.8	2	0	1	0	0	1	4	12.2	
at Marquette	2/19/11	*	39	5	11	.455	1	4	.250	0	0	.000	2	3	5	6.7	2	0	1	0	0	1	11	12.1	
Totals			27	870	132	287	.460	31	96	.323	33	46	.717	54	128	182	6.7	71	0	20	39	15	22	328	12.1

ROBINSON'S CAREER STATISTICS

Year	GP	GS	Min	Avg	FG	FGA	Pct	-3pt-			FT	FTA	Pct	-Rebounds-			PF	FO	Ast	TO	Blk	Stl	Pts	Avg	
								FGA	Pct	Pct				Off	Def	Tot									Avg
2009-10	24	15	651	27.1	118	220	.536	3	18	.167	53	77	.688	59	80	139	5.8	73	3	12	19	15	17	292	12.2
2010-11	27	27	870	32.2	132	287	.460	31	96	.323	33	46	.717	54	128	182	6.7	71	0	20	39	15	22	328	12.1
TOTAL	51	42	1521	29.8	250	507	.493	34	114	.298	86	123	.699	113	208	321	6.3	144	3	32	58	30	39	620	12.2

SETON HALL MEN'S BASKETBALL AT #9 NOTRE DAME • FEBRUARY 26, 2011



PATRIK AUDA

Freshman • Forward
6-9 • 225 • Brno, Czech Republic
Canarias Basketball Academy
#33

2.9
ppg

2.4
rpg

0.5
apg

2010-11 SEASON HIGHS

PTS: 10 at UMass 12/11/10
REB: 7 vs. NJIT 12/19/10
AST: 3 vs. NJIT 12/19/10
FGM: 4 two times - last vs. NJIT 12/19/10
FGA: 7 vs. Longwood 12/13/10
3FGM: 1 five times - last at WVU 2/2/11
3FGA: 3 vs. Cornell 11/14/10
FTM: 4 at UMass 12/11/10
FTA: 4 at UMass 12/11/10
BLK: 3 vs. Cornell 11/14/10
STL: 2 two times - last at Cincinnati 12/31/10
TO: 3 at Cincinnati 12/31/10
MIN: 27 vs. Longwood 12/13/10

CAREER HIGHS

PTS: 10 at UMass 12/11/10
REB: 7 vs. NJIT 12/19/10
AST: 3 vs. NJIT 12/19/10
FGM: 4 two times - last vs. NJIT 12/19/10
FGA: 7 vs. Longwood 12/13/10
3FGM: 1 five times - last at WVU 2/2/11
3FGA: 3 vs. Cornell 11/14/10
FTM: 4 at UMass 12/11/10
FTA: 4 at UMass 12/11/10
BLK: 3 vs. Cornell 11/14/10
STL: 2 two times - last at Cincinnati 12/31/10
TO: 3 at Cincinnati 12/31/10
MIN: 27 vs. Longwood 12/13/10

2010-11: Made collegiate debut at Temple and picked up one rebound and one assist... Strong all-around game vs. Cornell with five rebounds, two assists and three blocks in 17 minutes... Scored two points vs. Clemson... Had three points and five rebounds vs. Saint Peter's in his first career start... Had three points vs. Arkansas... Scored a career-high 10 points at UMass... Scored nine points vs. Longwood... Had nine points and career-highs of seven rebounds and three assists vs. NJIT... Missed six games with turf toe... Made return to action with nine minutes vs. Providence... Had five points, four rebounds and one steal in 19 minutes at West Virginia.

AUDA'S 2010-11 GAME-BY-GAME STATISTICS

Opponent	Date	GS	Min	TOTAL			3-PTS			REBOUNDS			Avg	PF	FO	A	TO	Blk	Stl	Pts	Avg.			
				FG	FGA	Pct	3FG	3FGA	Pct	FT	FTA	Pct										Off	Def	Tot
at Temple	11/12/10	10	0	1	.000	0	0	.000	0	0	.000	0	1	1	1.0	0	0	1	0	0	0	0.0		
CORNELL	11/14/10	17	0	3	.000	0	3	.000	1	2	.500	4	1	5	3.0	3	0	2	0	3	0	1	0.5	
vs Alabama	11/19/10	6	0	0	.000	0	0	.000	0	0	.000	1	0	1	2.3	1	0	0	2	0	0	0	0.3	
vs Xavier	11/21/10	5	0	0	.000	0	0	.000	0	0	.000	1	0	1	2.0	0	0	0	1	0	0	0	0.3	
vs Clemson	11/22/10	9	1	2	.500	0	1	.000	0	0	.000	0	1	1	1.8	1	0	0	0	0	0	2	0.6	
ST. PETER'S	11/29/10	22	1	3	.333	1	2	.500	0	0	.000	2	3	5	2.3	1	0	0	0	1	1	3	1.0	
vs Arkansas	12/8/10	10	1	2	.500	1	2	.500	0	0	.000	0	0	0	2.0	4	0	1	1	0	0	3	1.3	
at Massachusetts	12/11/10	20	3	6	.500	0	2	.000	4	4	1.000	0	3	3	2.1	3	0	0	2	1	2	10	2.4	
LONGWOOD	12/13/10	27	4	7	.571	1	2	.500	0	1	.000	2	1	3	2.2	2	0	0	0	1	1	9	3.1	
NJIT	12/19/10	23	4	6	.667	0	1	.000	1	3	.333	1	6	7	2.7	4	0	3	0	1	1	9	3.7	
DAYTON	12/22/10	15	0	1	.000	0	1	.000	2	2	1.000	1	1	2	2.6	5	1	0	2	0	0	2	3.5	
RICHMOND	12/26/10	16	0	2	.000	0	0	.000	0	0	.000	2	0	2	2.6	1	0	2	1	0	0	0	3.3	
USF	12/28/10	14	0	1	.000	0	0	.000	0	0	.000	2	2	4	2.7	2	0	0	2	1	0	0	3.0	
at Cincinnati	12/31/10	17	1	1	1.000	1	1	1.000	1	2	.500	1	0	1	2.6	4	0	1	3	0	2	4	3.1	
PROVIDENCE	1/30/11	9	0	3	.000	0	2	.000	0	0	.000	1	0	1	2.5	2	0	0	0	0	0	0	2.9	
at West Virginia	2/2/11	19	2	3	.667	1	2	.500	0	0	.000	1	3	4	2.6	2	0	0	1	0	1	5	3.0	
CONNECTICUT	2/5/11	9	0	0	.000	0	0	.000	0	0	.000	1	0	1	2.5	2	0	0	0	0	0	0	2.8	
at Rutgers	2/12/11	15	2	3	.667	0	0	.000	0	0	.000	1	1	2	2.4	0	0	0	1	0	0	4	2.9	
VILLANOVA	2/15/11	15	0	0	.000	0	0	.000	2	2	1.000	0	2	2	2.4	2	0	0	0	0	0	2	2.8	
at Marquette	2/19/11	18	1	2	.500	1	2	.500	0	0	.000	1	0	1	2.4	5	1	0	1	0	1	3	2.9	
Totals		1	296	20	46	.435	6	21	.286	11	16	.688	22	25	47	2.4	44	2	10	17	8	9	57	2.9

AUDA'S CAREER STATISTICS

Year	GP	GS	Min	Avg	FG	FGA	Pct	-3pt-			-Rebounds-			PF	FO	Ast	TO	Blk	Stl	Pts	Avg				
								FG	FGA	Pct	FT	FTA	Pct									Off	Def	Tot	Avg
2010-11	20	1	296	14.8	20	46	.435	6	21	.286	11	16	.688	22	25	47	2.4	44	2	10	17	8	9	57	2.9
TOTAL	20	1	296	14.8	20	46	.435	6	21	.286	11	16	.688	22	25	47	2.4	44	2	10	17	8	9	57	2.9

SETON HALL MEN'S BASKETBALL AT #9 NOTRE DAME • FEBRUARY 26, 2011



PETE DILL

Junior • G
6-3 • 200 • Long Hill, N.J.
Koinonia Academy
#35

0.0
ppg

0.5
rpg

0.5
spg

2010-11 SEASON HIGHS

PTS: ---
REB: 1 vs. NJIT 12/19/10
AST: ---
FGM: ---
FGA: 1 two times - last vs. NJIT 12/19/10
3FGM: ---
3FGA: 1 two times - last vs. NJIT 12/19/10
FTM: ---
FTA: ---
BLK: ---
STL: 1 vs. NJIT 12/19/10
TO: ---
MIN: 3 vs. NJIT 12/19/10

CAREER HIGHS

PTS: ---
REB: 1 vs. NJIT 12/19/10
AST: ---
FGM: ---
FGA: 1 two times - last vs. NJIT 12/19/10
3FGM: ---
3FGA: 1 two times - last vs. NJIT 12/19/10
FTM: ---
FTA: ---
BLK: ---
STL: 1 vs. NJIT 12/19/10
TO: ---
MIN: 3 vs. NJIT 12/19/10

2010-11: Made college debut with a minute of action vs. Longwood... Had one rebound and one steal in three minutes of action vs. NJIT.

DILL'S 2010-11 GAME-BY-GAME STATISTICS

Opponent	Date	GS	Min	TOTAL			3-PTS			REBOUNDS			Avg	PF	FO	A	TO	Blk	Stl	Pts	Avg.
				FG	FGA	Pct	3FG	FGA	Pct	FT	FTA	Pct									
LONGWOOD	12/13/10		1	0	1	.000	0	1	.000	0	0	.000	0	0	0	0	0	0	0	0	0.0
NJIT	12/19/10		3	0	1	.000	0	1	.000	0	0	.000	0	1	1	0	0	0	1	0	0.0
Totals			0	4	0	2	.000	0	2	.000	0	0	.000	0	1	1	0	0	1	0	0.0

DILL'S CAREER STATISTICS

Year	GP	GS	Min	Avg	-3pt-			-Rebounds-			PF	FO	Ast	TO	Blk	Stl	Pts	Avg						
					FG	FGA	Pct	FT	FTA	Pct									Off	Def	Tot	Avg		
2010-11	2	0	4	2.0	0	2	.000	0	2	.000	0	0	.000	0	1	1	0.5	0	0	0	0	1	0	0.0
TOTAL	2	0	4	2.0	0	2	.000	0	2	.000	0	0	.000	0	1	1	0.5	0	0	0	0	1	0	0.0

SETON HALL MEN'S BASKETBALL AT #9 NOTRE DAME • FEBRUARY 26, 2011



AARON GERAMIPOOR

Freshman • Center
6-11 • 225 • Manchester, England
Canarias Basketball Academy

#42

0.5
ppg

1.0
rpg

0.2
bpg

2010-11 SEASON HIGHS

PTS: 2 three times - last at Marquette 2/19/11
REB: 3 at Marquette 2/19/11
AST: ---
FGM: 1 two times - last at Marquette 2/19/11
FGA: 2 at Marquette 2/19/11
3FGM: ---
3FGA: ---
FTM: 2 vs. Rutgers 1/22/11
FTA: 2 vs. Rutgers 1/22/11
BLK: 1 two times - last vs. Providence 1/30/11
STL: 1 two times - last at Marquette 2/19/11
TO: 1 four times - last at Marquette 2/19/11
MIN: 9 two times - last at Marquette 2/19/11

CAREER HIGHS

PTS: 2 three times - last at Marquette 2/19/11
REB: 3 at Marquette 2/19/11
AST: ---
FGM: 1 two times - last at Marquette 2/19/11
FGA: 2 at Marquette 2/19/11
3FGM: ---
3FGA: ---
FTM: 2 vs. Rutgers 1/22/11
FTA: 2 vs. Rutgers 1/22/11
BLK: 1 two times - last vs. Providence 1/30/11
STL: 1 two times - last at Marquette 2/19/11
TO: 1 four times - last at Marquette 2/19/11
MIN: 9 two times - last at Marquette 2/19/11

2010-11: Missed the season's first 15 games with Mononucleosis... Made collegiate debut with one rebound in one minute vs. Syracuse... Played seven minutes at DePaul... Played seven minutes at Pittsburgh... Scored first collegiate points with a pair of made free throws vs. Rutgers... Grabbed two rebounds and blocked his first shot in nine minutes at Syracuse... Scored first field goal and grabbed two rebounds vs. UConn... Had two points and three rebounds at Marquette.

GERAMIPOOR'S 2010-11 GAME-BY-GAME STATISTICS

Opponent	Date	GS	Min	TOTAL			3-PTS			REBOUNDS			PF	FO	A	TO	Blk	Stl	Pts	Avg.		
				FG	FGA	Pct	3FG	FGA	Pct	FT	FTA	Pct									Off	Def
SYRACUSE	1/8/11	1	0	0	.000	0	0	.000	0	0	.000	0	1	1	1.0	0	0	0	0	0	0.0	
at DePaul	1/12/11	7	0	1	.000	0	0	.000	0	0	.000	1	0	1	1.0	0	0	0	0	0	0.0	
at Pittsburgh	1/15/11	7	0	0	.000	0	0	.000	0	0	.000	0	1	1	1.0	1	0	0	0	0	0.0	
GEORGETOWN	1/18/11	2	0	0	.000	0	0	.000	0	0	.000	0	0	0	0.8	0	0	0	1	0	0.0	
RUTGERS	1/22/11	1	0	0	.000	0	0	.000	2	2	1.000	0	0	0	0.6	0	0	0	0	0	2.0	
at Syracuse	1/25/11	9	0	1	.000	0	0	.000	0	0	.000	1	1	2	0.8	2	0	0	1	1	0.3	
PROVIDENCE	1/30/11	7	0	0	.000	0	0	.000	0	0	.000	0	1	1	0.9	3	0	0	0	1	0.3	
at West Virginia	2/2/11	3	0	0	.000	0	0	.000	0	0	.000	0	1	1	0.9	0	0	0	0	0	0.3	
CONNECTICUT	2/5/11	8	1	2	.500	0	0	.000	0	0	.000	1	1	2	1.0	0	0	0	1	0	2.0	
at Rutgers	2/12/11	4	0	1	.000	0	0	.000	0	0	.000	0	0	0	0.9	2	0	0	0	0	0.4	
VILLANOVA	2/15/11	1	0	0	.000	0	0	.000	0	0	.000	0	0	0	0.8	0	0	0	0	0	0.4	
at Marquette	2/19/11	9	1	2	.500	0	0	.000	0	0	.000	2	1	3	1.0	1	0	0	1	0	2.5	
Totals		0	59	2	7	.286	0	0	.000	2	2	1.000	5	7	12	1.0	9	0	0	4	2	6.5

GERAMIPOOR'S CAREER STATISTICS

Year	GP	GS	Min	Avg	TOTAL			-3pt-			-Rebounds-			PF	FO	Ast	TO	Blk	Stl	Pts	Avg				
					FG	FGA	Pct	FG	FGA	Pct	FT	FTA	Pct									Off	Def	Tot	
2010-11	12	0	59	4.9	2	7	.286	0	0	.000	2	2	1.000	5	7	12	1.0	9	0	0	4	2	2	6	0.5
TOTAL	12	0	59	4.9	2	7	.286	0	0	.000	2	2	1.000	5	7	12	1.0	9	0	0	4	2	2	6	0.5



2010-11 Seton Hall Men's Basketball
Seton Hall Combined Team Statistics (as of Feb 24, 2011)
All games



RECORD:	OVERALL	HOME	AWAY	NEUTRAL
ALL GAMES	11-16	6-7	4-6	1-3
CONFERENCE	5-10	2-5	3-5	0-0
NON-CONFERENCE	6-6	4-2	1-1	1-3

#	Player	gp-gs	min	avg	Total		3-Point		F-Throw		Rebounds				pf	dq	a	to	blk	stl	pts	avg
					fg-fga	fg%	3fg-fga	3fg%	ft-fa	ft%	off	def	tot	avg								
21	HAZELL, Jeremy	14-13	481	34.4	87-217	.401	34-111	.306	56-68	.824	10	37	47	3.4	13	0	23	22	1	32	264	18.9
32	ROBINSON, Jeff	27-27	870	32.2	132-287	.460	31-96	.323	33-46	.717	54	128	182	6.7	71	0	20	39	15	22	328	12.1
10	THEODORE, Jordan	27-23	798	29.6	104-248	.419	23-71	.324	62-80	.775	20	64	84	3.1	72	2	118	70	1	36	293	10.9
15	POPE, Herb	26-25	703	27.0	102-235	.434	6-28	.214	56-104	.538	78	140	218	8.4	92	7	37	52	37	21	266	10.2
23	EDWIN, Fuquan	27-23	663	24.6	82-205	.400	18-66	.273	33-50	.660	20	67	87	3.2	73	0	23	22	10	33	215	8.0
25	HALL, Ferrakohn	10-2	184	18.4	21-45	.467	0-4	.000	9-19	.474	11	23	34	3.4	26	0	3	10	3	2	51	5.1
22	JACKSON, Jamel	19-8	280	14.7	31-93	.333	23-73	.315	3-4	.750	1	21	22	1.2	25	0	15	9	2	4	88	4.6
02	LAWRENCE, Keon	24-7	575	24.0	36-108	.333	7-32	.219	29-39	.744	11	63	74	3.1	36	1	69	43	6	14	108	4.5
14	POLYNICE, Eniel	27-6	450	16.7	41-110	.373	2-18	.111	15-26	.577	20	46	66	2.4	22	0	44	28	14	14	99	3.7
33	AUDA, Patrik	20-1	296	14.8	20-46	.435	6-21	.286	11-16	.688	22	25	47	2.4	44	2	10	17	8	9	57	2.9
01	OKOLOJI, Anali	13-0	47	3.6	7-18	.389	0-5	.000	14-20	.700	6	8	14	1.1	8	0	0	3	1	2	28	2.2
42	GERAMIPOOR, Aaron	12-0	59	4.9	2-7	.286	0-0	.000	2-2	1.000	5	7	12	1.0	9	0	0	4	2	2	6	0.5
30	GATLING, Darnell	6-0	15	2.5	0-5	.000	0-2	.000	2-2	1.000	0	1	1	0.2	2	0	1	0	0	0	2	0.3
35	DILL, Pete	2-0	4	2.0	0-2	.000	0-2	.000	0-0	.000	0	1	1	0.5	0	0	0	0	0	1	0	0.0
Team											54	29	83		1		6					
Total.....		27	5425		665-1626	.409	150-529	.284	325-476	.683	312	660	972	36.0	494	12	363	325	100	192	1805	66.9
Opponents.....		27	5425		638-1527	.418	134-438	.306	351-541	.649	313	708	1021	37.8	456	-	327	392	129	158	1761	65.2

TEAM STATISTICS	SHU	OPP	Date	Opponent	Score	Att.
SCORING	1805	1761	11/12/10	at Temple	L 56-62	8368
Points per game	66.9	65.2	11/14/10	CORNELL	w 92-68	6583
Scoring margin	+1.6	-	11/19/10	vs Alabama	w 83-78	3122
FIELD GOALS-ATT	665-1626	638-1527	11/21/10	vs Xavier	L 52-57	3365
Field goal pct	.409	.418	11/22/10	vs Clemson	Lot 58-64	3893
3 POINT FG-ATT	150-529	134-438	11/29/10	ST. PETER'S	w 69-49	6131
3-point FG pct	.284	.306	12/8/10	vs Arkansas	L 62-71	17404
3-pt FG made per game	5.6	5.0	12/11/10	at Massachusetts	w 104-79	4321
FREE THROWS-ATT	325-476	351-541	12/13/10	LONGWOOD	w 78-51	5836
Free throw pct	.683	.649	12/19/10	NJIT	w 68-45	6202
F-Throws made per game	12.0	13.0	12/22/10	DAYTON	L 65-69	7162
REBOUNDS	972	1021	12/26/10	RICHMOND	L 61-69	6634
Rebounds per game	36.0	37.8	* 12/28/10	USF	w 64-55	6022
Rebounding margin	-1.8	-	* 12/31/10	at Cincinnati	L 53-70	5530
ASSISTS	363	327	* 1/5/11	at Louisville	L 54-73	21912
Assists per game	13.4	12.1	* 1/8/11	SYRACUSE	L 56-61	10862
TURNOVERS	325	392	* 1/12/11	at DePaul	w 78-67	7211
Turnovers per game	12.0	14.5	* 1/15/11	at Pittsburgh	L 53-74	9236
Turnover margin	+2.5	-	* 1/18/11	GEORGETOWN	L 75-80	7593
Assist/turnover ratio	1.1	0.8	* 1/22/11	RUTGERS	L 60-66	8929
STEALS	192	158	* 1/25/11	at Syracuse	w 90-68	21950
Steals per game	7.1	5.9	* 1/30/11	PROVIDENCE	w 81-71	9880
BLOCKS	100	129	* 2/2/11	at West Virginia	L 44-56	9729
Blocks per game	3.7	4.8	* 2/5/11	CONNECTICUT	L 59-61	10001
ATTENDANCE	101243	142534	* 2/12/11	at Rutgers	w 69-64	8057
Home games-Avg/Game	13-7788	10-11475	* 2/15/11	VILLANOVA	L 57-60	9408
Neutral site-Avg/Game	-	4-6946	* 2/19/11	at Marquette	L 64-73	18436

* = Conference game

Score by Periods	1st	2nd	OT	Totals
Seton Hall	835	959	11	1805
Opponents	826	918	17	1761



2010-11 Seton Hall Men's Basketball
Seton Hall Combined Team Statistics (as of Feb 24, 2011)
Conference games



RECORD:	OVERALL	HOME	AWAY	NEUTRAL
ALL GAMES	5-10	2-5	3-5	0-0
CONFERENCE	5-10	2-5	3-5	0-0
NON-CONFERENCE	0-0	0-0	0-0	0-0

#	Player	gp-gs	min	avg	Total		3-Point		F-Throw		Rebounds				pf	dq	a	to	blk	stl	pts	avg
					fg-fga	fg%	3fg-fga	3fg%	ft-fa	ft%	off	def	tot	avg								
21	HAZELL, Jeremy	11-10	383	34.8	67-179	.374	23-94	.245	35-40	.875	8	33	41	3.7	11	0	18	15	0	25	192	17.5
32	ROBINSON, Jeff	15-15	520	34.7	73-169	.432	19-61	.311	14-22	.636	32	74	106	7.1	39	0	13	18	7	13	179	11.9
15	POPE, Herb	15-15	448	29.9	65-136	.478	0-10	.000	46-80	.575	50	76	126	8.4	58	6	22	34	22	15	176	11.7
10	THEODORE, Jordan	15-12	454	30.3	53-122	.434	9-34	.265	28-40	.700	12	37	49	3.3	41	2	58	41	0	17	143	9.5
23	EDWIN, Fuquan	15-13	379	25.3	43-117	.368	8-37	.216	12-17	.706	10	27	37	2.5	45	0	11	13	8	15	106	7.1
02	LAWRENCE, Keon	12-5	321	26.8	24-69	.348	3-16	.188	16-20	.800	7	28	35	2.9	18	1	36	20	3	10	67	5.6
14	POLYNICE, Eniel	15-3	256	17.1	19-52	.365	1-7	.143	7-12	.583	10	28	38	2.5	12	0	29	17	8	12	46	3.1
22	JACKSON, Jamel	7-2	48	6.9	6-24	.250	3-18	.167	1-2	.500	1	3	4	0.6	6	0	0	1	0	0	16	2.3
33	AUDA, Patrik	8-0	116	14.5	6-13	.462	3-7	.429	3-4	.750	8	8	16	2.0	19	1	1	8	1	4	18	2.3
01	OKOLOJI, Anali	7-0	15	2.1	2-6	.333	0-0	.000	4-4	1.000	1	4	5	0.7	2	0	0	1	1	1	8	1.1
42	GERAMIPOOR, Aaron	12-0	59	4.9	2-7	.286	0-0	.000	2-2	1.000	5	7	12	1.0	9	0	0	4	2	2	6	0.5
30	GATLING, Darnell	1-0	1	1.0	0-1	.000	0-0	.000	0-0	.000	0	0	0	0.0	0	0	0	0	0	0	0	0.0
Team												28	13	41				4				
Total.....		15	3000		360-895	.402	69-284	.243	168-243	.691	172	338	510	34.0	260	10	188	176	52	114	957	63.8
Opponents.....		15	3000		369-831	.444	70-237	.295	191-305	.626	180	391	571	38.1	227	-	202	215	70	87	999	66.6

TEAM STATISTICS	SHU	OPP	Date	Opponent	Score	Att.
SCORING	957	999	* 12/28/10	USF	w 64-55	6022
Points per game	63.8	66.6	* 12/31/10	at Cincinnati	L 53-70	5530
Scoring margin	-2.8	-	* 1/5/11	at Louisville	L 54-73	21912
FIELD GOALS-ATT	360-895	369-831	* 1/8/11	SYRACUSE	L 56-61	10862
Field goal pct	.402	.444	* 1/12/11	at DePaul	w 78-67	7211
3 POINT FG-ATT	69-284	70-237	* 1/15/11	at Pittsburgh	L 53-74	9236
3-point FG pct	.243	.295	* 1/18/11	GEORGETOWN	L 75-80	7593
3-pt FG made per game	4.6	4.7	* 1/22/11	RUTGERS	L 60-66	8929
FREE THROWS-ATT	168-243	191-305	* 1/25/11	at Syracuse	w 90-68	21950
Free throw pct	.691	.626	* 1/30/11	PROVIDENCE	w 81-71	9880
F-Throws made per game	11.2	12.7	* 2/2/11	at West Virginia	L 44-56	9729
REBOUNDS	510	571	* 2/5/11	CONNECTICUT	L 59-61	10001
Rebounds per game	34.0	38.1	* 2/12/11	at Rutgers	w 69-64	8057
Rebounding margin	-4.1	-	* 2/15/11	VILLANOVA	L 57-60	9408
ASSISTS	188	202	* 2/19/11	at Marquette	L 64-73	18436
Assists per game	12.5	13.5				
TURNOVERS	176	215				
Turnovers per game	11.7	14.3				
Turnover margin	+2.6	-				
Assist/turnover ratio	1.1	0.9				
STEALS	114	87				
Steals per game	7.6	5.8				
BLOCKS	52	70				
Blocks per game	3.5	4.7				
ATTENDANCE	62695	102061				
Home games-Avg/Game	7-8956	8-12758				
Neutral site-Avg/Game	-	0-0				

* = Conference game

Score by Periods	1st	2nd	Totals
Seton Hall	429	528	957
Opponents	457	542	999