



2011-12 NOTRE DAME MEN'S BASKETBALL

ATHLETICS MEDIA RELATIONS: Joyce Center Room 112 Notre Dame, IN 46556 Fax: (574) 631-7941
 MEDIA RELATIONS CONTACTS: Bernadette Cafarelli o: (574) 631-8458 c: (574) 532-0249 cafarelli.1@nd.edu
 Sean Carroll o: (574) 631-2664 c: (574) 340-2177 carroll.64@nd.edu

2011-12 Schedule

Date	Day	Opponent	Time/Result
11/1	Tues.	ST. XAVIER (Exhibition) (UND.COM)	W, 90-72
11/7	Mon.	STONEHILL (Exhibition) (UND.COM)	W, 92-70
11/12	Sat.	MISSISSIPPI VALLEY STATE (UND.COM)	W, 80-67
11/14	Mon.	DETROIT^ (ESPNU)	W, 59-53
11/16	Wed.	SAM HOUSTON STATE^ (UND.COM)	W, 74-41
11/18	Fri.	DELAWARE STATE (UND.COM)	W, 93-69
11/21	Mon.	vs. #21/21 Missouri@ (ESPN2)	L, 58-87
11/22	Tues.	vs. Georgia! (ESPNU)	L, 57-61
11/27	Sun.	BRYANT (UND.COM)	W, 84-59
11/30	Wed.	at #19/18 Gonzaga (ESPN2)	L, 53-73
12/4	Sun.	vs. Maryland\$ (MASN/Versus)	L, 71-78
12/8	Thur.	MAINE (ESPN3)	W, 87-78
12/10	Sat.	DARTMOUTH (ESPN3)	W, 65-47
12/17	Sat.	vs. #18/20 Indiana% (ESPN2)	L, 58-69
12/19	Mon.	SACRED HEART (UND.COM)	W, 106-65
12/27	Tues.	#22/22 PITTSBURGH* (ESPN2)	W, 72-59
1/4	Wed.	at Cincinnati* (BIG EAST Network)	L, 55-71
1/7	Sat.	at #11/10 Louisville* (ESPNU)	W, 67-65 (2OT)
1/10	Tues.	USF* (BIG EAST Network)	W, 60-49
1/14	Sat.	#17/16 CONNECTICUT* (ESPN2)	L, 53-67
1/16	Mon.	at Rutgers* (ESPNU/ESPN3)	9:00 p.m.
1/21	Sat.	SYRACUSE* (ESPN)	6:00 p.m.
1/25	Wed.	at Seton Hall*	8:00 p.m.
1/29	Sun.	at Connecticut*	Noon
2/4	Sat.	MARQUETTE* (CBS)	1:00 p.m.
2/8	Wed.	at West Virginia* (ESPNU)	9:00 p.m.
2/11	Sat.	DEPAUL*	Noon
2/15	Wed.	RUTGERS* (ESPNU)	7:00 p.m.
2/18	Sat.	at Villanova* (ESPNU)	9:00 p.m.
2/22	Wed.	WEST VIRGINIA* (ESPN2)	7:00 p.m.
2/25	Sat.	at St. John's* (ESPN)	Noon
2/27	Mon.	at Georgetown* (ESPN)	7:00 p.m.
3/2	Fri.	PROVIDENCE*	7:00 p.m.
BIG EAST CHAMPIONSHIP			
<i>(Madison Square Garden; New York, N.Y.)</i>			
3/6	Tues.	First Round	TBD
3/7	Wed.	Second Round	TBD
3/8	Thur.	Quarterfinals	TBD
3/9	Fri.	Semifinals	TBD
3/10	Sat.	Final	TBD
NCAA CHAMPIONSHIP			
3/13-14 First Round (Dayton, Ohio)			
3/15-18 Second & Third Rounds (various locations)			
3/22-25 Regional Rounds (various locations)			
3/31 Final Four - Semifinals (New Orleans, La.)			
4/2 Final Four - Final (New Orleans, La.)			

^ - CBE Classic (Regional Rounds)
 @ - CBE Classic - Kansas City, Mo. (Semifinals)
 ! - CBE Classic - Kansas City, Mo. (Consolation)
 \$ - BB&T Classic - Washington, D.C.
 % - Close the Gap Crossroads Classic - Indianapolis, Ind.
 * - BIG EAST Conference Game
 Home events in **BOLD CAPS**
 All times Eastern

Game 19 Jan. 16, 2012 • 9:00 p.m. (ET) Louis Brown Athletic Center (8,000) Piscataway, N.J.



NOTRE DAME Fighting Irish

11-7, 3-2 BIG EAST
H: 10-1; A: 1-2; N: 0-4



RUTGERS Scarlet Knights

10-8, 2-3 BIG EAST
H: 8-3; A: 1-3; N: 1-2

Notre Dame Leads Series 17-12

TV/Internet:

ESPNU/ESPN3
Beth Mowins (play-by-play)
Tim Welsh (analyst)

Radio:

Affiliate listings on Pg. 5
Broadcast on UND.com
Jack Nolan (play-by-play)
Jordan Cornette (analyst)

Live Stats:

GameTracker (UND.com)

FIGHTING IRISH BACK IN ACTION ON MONDAY AT RUTGERS

- Notre Dame (11-7, 3-2) will play its second game in a three-day span when the Irish travel to Piscataway, N.J. to face Rutgers (10-8, 2-3) on Monday night. Tip-off is scheduled for 9:00 p.m. (ET) inside the Louis Brown Athletic Center.
- The Fighting Irish fell to Connecticut, 67-53, on Saturday. That loss snapped Notre Dame's 29-game home win streak.
- Monday's game will be broadcast on ESPNU and ESPN3 with Beth Mowins (play-by-play) and Tim Welsh (analyst) calling the action.
- The Fighting Irish Digital Media radio crew of Jack Nolan (play-by-play) and Jordan Cornette (analyst) will call the action on radio (affiliate listings on Pg. 5) and their broadcast can also be heard on UND.com.
- Monday will be the 30th meeting all-time between Notre Dame and Rutgers. The Irish own a 17-12 advantage in the series, including wins in six of the last seven showdowns versus the Scarlet Knights. Notre Dame topped Rutgers, 76-69, last season inside Purcell Pavilion (Feb. 6, 2011).
- The Fighting Irish are 5-9 all-time at Rutgers. Notre Dame dropped its last game in Piscataway, N.J., a 74-73 decision on Jan. 30, 2010.
- Notre Dame is 14-10 against Rutgers since both teams joined the BIG EAST in 1995.
- Notre Dame head coach **Mike Brey** is 11-5 all-time against Rutgers.
- The Irish are off to a 3-2 start in BIG EAST play for the sixth straight season.
- The Fighting Irish are 10-1 at home, 1-2 in true road games and 0-4 in neutral site games this season.

HOME STREAK SNAPPED

- Saturday's 67-53 loss to Connecticut snapped Notre Dame's 29-game home win streak. That had been the fourth-longest in the nation and the second-longest Irish win streak inside Purcell Pavilion at the Joyce Center in program history. The Fighting Irish won 45 straight at the Joyce Center from March 4, 2006-Jan. 10, 2009. That streak came to an end in a 69-61 loss to Connecticut on Jan. 24, 2009.

NOTRE DAME PROBABLE STARTING LINEUP

No.	Player	Pos.	Ht.	Wt.	Yr.	PPG	RPG	APG
0	Eric Atkins	G	6-1	182	So.	13.2	3.1	3.5
12	Alex Dragicevich	G	6-7	221	So.	8.1	2.1	1.4
14	Scott Martin	G	6-8	222	Sr.	8.9	6.2	1.4
22	Jerian Grant	G	6-5	195	So.	13.0	3.2	4.6
45	Jack Cooley	F	6-9	248	Jr.	10.5	8.2	1.0

NOTRE DAME 2011-12 ROSTER

No.	Player	Pos	Ht.	Wt.	Yr.	Hometown/High School
0	Eric Atkins	G	6-1	182	So.	Columbia, Md./Mount Saint Joseph
4	Patrick Crowley	G	6-3	190	So.	Los Gatos, Calif./St. Francis
11	Garrick Sherman*	C	6-10	251	Jr.	Kenton, Ohio/Kenton/Michigan State
12	Alex Dragicevich	G	6-7	221	So.	Northbrook, Ill./Glenbrook North
14	Scott Martin	G	6-8	222	Sr.	Valparaiso, Ind./Valparaiso
21	Tim Abromaitis	F	6-8	236	GS	Unionville, Conn./Farmington
22	Jerian Grant	G	6-5	195	So.	Bowie, Md./DeMatha
24	Pat Connaughton	G/F	6-5	206	Fr.	Arlington, Mass./St. John's Prep
25	Tom Knight	F	6-9	250	Jr.	Dixfield, Maine/Dirigo
32	Joey Brooks	G	6-6	220	Jr.	Houston, Texas/Strake Jesuit College Prep
33	Mike Broghammer	F	6-9	265	Jr.	Orono, Minn./Hopkins
45	Jack Cooley	F	6-9	248	Jr.	Glenview, Ill./Glenbrook South

* - will have to sit out the entire 2011-12 season due to NCAA transfer rules

Head Coach: Mike Brey (George Washington '82)
Assistant Coach: Anthony Solomon (Virginia '87)
Assistant Coach: Rod Balanis (Georgia Tech '93)
Assistant Coach: Martin Ingelsby (Notre Dame '01)
Coordinator of Basketball Operations: Harold Swanagan (Notre Dame '02)
Athletic Trainer: Skip Meyer (Central Connecticut State '74)

Alphabetical Roster

21	Tim Abromaitis	GS/F
0	Eric Atkins	So./G
33	Mike Broghammer	Jr./F
32	Joey Brooks	Jr./G
24	Pat Connaughton	Fr./G/F
45	Jack Cooley	Jr./F
4	Patrick Crowley	So./G
12	Alex Dragicevich	So./G
22	Jerian Grant	So./G
25	Tom Knight	Jr./F
14	Scott Martin	Sr./G
11	Garrick Sherman	Jr./C

Pronunciation Guide

Tim Abromaitis ab-row-MY-tis
 Pat Connaughton CONN-uh-tin
 Jack Cooley COOL-ee
 Mike Broghammer BROGE-hammer
 Alex Dragicevich Drag-ee-vich
 Jerian Grant JARE-in

Series vs. Rutgers

Notre Dame Leads 17-12

Home: 10-2, Away: 5-9, Neutral: 2-1

Date	Site	Result
2-9-84	East Rutherford, NJ	L, 59-61
2-16-88	Piscataway, NJ	W, 75-62
1-24-89	Notre Dame, IN	W, 85-63
1-16-90	East Rutherford, NJ	W, 74-69
1-22-91	Notre Dame, IN	L, 52-62
12-2-95	Piscataway, NJ	L, 80-86 (ot)
1-20-96	Notre Dame, IN	W, 79-67
1-4-97	Piscataway, NJ	L, 53-70
1-11-98	Notre Dame, IN	W, 91-76
2-5-98	Piscataway, NJ	L, 61-71
1-23-99	Notre Dame, IN	L, 70-72
1-18-00	Piscataway, NJ	L, 51-76
3-8-00	New York, NY*	W, 74-62
1-6-01	Notre Dame, IN	W, 87-80
2-14-01	Piscataway, NJ	W, 81-59
2-6-02	Notre Dame, IN	W, 89-72
2-14-02	Piscataway, NJ	L, 62-65
1-14-03	Notre Dame, IN	W, 68-57
3-1-03	Piscataway, NJ	L, 82-95
1-31-04	Piscataway, NJ	L, 70-81
3-2-05	Notre Dame, IN	W, 66-56
3-9-05	New York, NY *	L, 72-65
2-8-06	Notre Dame, IN	W, 90-63
3-3-07	Piscataway, NJ	W, 73-66
2-17-08	Piscataway, NJ	W, 71-68
2-25-09	Notre Dame, IN	W, 70-65
3-10-09	New York, NY*	W, 61-50
1-30-10	Piscataway, NJ	L, 73-74
2-6-11	Notre Dame, IN	W, 76-69

*-BIG EAST Tournament

- Prior to Saturday, Notre Dame's last home loss was a 69-68 setback to St. John's on Feb. 14, 2010. The Irish had won 13 straight BIG EAST games inside Purcell Pavilion.
- The Fighting Irish are 94-7 in their last 101 games played at home. That 93.1% home winning percentage over the course of the last six seasons ranks fifth nationally.

IRISH ENJOY HOME COOKING IN CONFERENCE PLAY

- Notre Dame has gone 41-6 (.872) at home in BIG EAST play over the last six seasons. That is the best home winning percentage for any BIG EAST school in league play over that time period.

A DIFFICULT DAY

- Saturday's 53 points in the 67-53 setback to Connecticut were the fewest for Notre Dame in a home game during the **Mike Brey** era (12 seasons). The previous low was 54 against Charleston Southern in a 54-38 win on Nov. 26, 2004.
- The 14-point loss to the Huskies was the largest home defeat for the Irish since a 77-60 setback to Villanova on March 2, 2009.
- The Fighting Irish led UConn 25-24 at halftime. It was Notre Dame's first loss this season when leading at halftime. The Irish are 8-1 this season when leading at the intermission.

BIG EAST TRENDS

- Notre Dame is 21-6 (.778) over its last 27 BIG EAST regular-season contests. The Irish stood 6-8 through 14 regular-season games during the 2009-10 campaign and then won four straight to finish 10-8. Last season, Notre Dame posted a 14-4 regular-season mark in the league.
- The Irish are 14-3 over their last 17 BIG EAST regular-season games.

BREY MOVING UP BIG EAST WINS LIST

- A win on Monday would tie Notre Dame head coach **Mike Brey** with former Villanova head coach Rollie Massimino for fifth all-time in BIG EAST victories (both BIG EAST regular season and tournament). Brey is 122-85 (.589) in league regular-season and tournament play during his 12 seasons with the Irish.
- Brey also is one win away from reaching 250 victories during his Notre Dame tenure. He carries a 249-127 (.662) overall mark with the Irish.

MARTIN MAKING THINGS HAPPEN

- Senior **Scott Martin** has scored in double-figures in each of the last three games, including a 12-point, nine-rebound effort against Connecticut on Saturday. He was one rebound shy of notching his third straight double-double. Martin posted his second straight double-double (third career double-double) with 15 points and a career-high 13 rebounds in Tuesday's win over USF. His previous rebound high was 12, which occurred last Saturday at Louisville. He also netted 11 points against the Cardinals.
- Martin is averaging 12.7 ppg. and 11.3 rpg. in the last three games.

Notre Dame's record in 2011-12 when ...

Played at the Purcell Pavilion.....	10-1
Played on the road.....	1-2
Played at a neutral site.....	0-4
BIG EAST Conference record (all games)	3-2
Non-conference record	8-5
Leading at halftime.....	8-1
Trailing at halftime.....	3-6
Tied at halftime.....	0-0
Playing an overtime game.....	1-0
Shoots .500 or better	4-0
Shoots less than .500.....	7-7
Opponents shoots less than .500	10-6
Shoots better than opponent.....	8-1
Shoots worse than opponent.....	2-6
Shoots same as opponent	1-0
Makes more free throws than opponent.....	11-2
Makes less free throws than opponent	0-4
Same number of free throws	0-1
Outrebounded opponents	6-0
Outrebounded by opponent	5-6
Same number of rebounds.....	0-1
Has fewer turnovers than opponent.....	7-3
Has more turnovers than opponent.....	4-4
Has same number of turnovers	0-0
Bench outscores opponent's bench.....	7-1
Outscored by opponent's bench	3-6
Bench points are the same.....	1-0
Plays a ranked opponent.....	2-4
Makes 10 or more three-pointers	3-0
No Notre Dame player fouls out.....	9-4
One Notre Dame player fouls out.....	2-3
Two or more Notre Dame players foul out.....	0-0
Wears White Uniforms	9-2
Wears Blue Uniforms	1-5
Wears Gold Uniforms.....	1-0
Wears Black Uniforms.....	0-0
Plays in an In-Season Tournament.....	2-2
Plays on Television	4-7
Plays in November	5-3
Plays in December	4-2
Plays in January	2-2
Plays in February	0-0
Plays in March.....	0-0
Plays in Day Games.....	3-3
Plays in Night Games	8-4
Plays on Sundays	1-1
Plays on Mondays.....	2-1
Plays on Tuesdays	2-1
Plays on Wednesdays	1-2
Plays on Thursdays.....	1-0
Plays on Fridays.....	1-0
Plays on Saturdays.....	3-2
Final Margin is 5 points or less	1-1
Final Margin is 6-10 points	2-1
Final Margin is 11-20 points	4-3
Final Margin is 20-plus points.....	4-2
Has a player score 20-plus points	5-4
Has a player score 30-plus points	0-0
Scores 59 points or less	1-6
Scores 60-69 points	3-0
Scores 70-79 points.....	2-1
Scores 80-89 points	3-0
Scores 90-plus points.....	2-0

PROTECTING THE ROCK

- The Irish committed just eight turnovers on Saturday against Connecticut. Notre Dame has had fewer than 10 turnovers in a game eight times this season. The Irish had a season-low four turnovers in the victory over Sacred Heart (Dec. 19). The Irish also had a season-high 25 assists (on 35 made baskets) versus the Pioneers.
- Entering last week, Notre Dame ranked in a tie for third nationally - and first in the BIG EAST - in fewest turnovers committed per game (10.0). The Fighting Irish also had the nation's ninth-best assist-to-turnover ratio (1.46). That mark ranks second in the BIG EAST.

SPREADING THE WEALTH

- Seven different Notre Dame players have posted a team-high point total in a game this season.
- Sophomore point guard **Eric Atkins** has led Notre Dame in scoring a team-best six times this season, while fellow sophomore guard **Jerian Grant** and junior forward **Jack Cooley** both have led the Irish in points four times.

TOPPING 20

- Seven Notre Dame players - **Tim Abromaitis**, **Eric Atkins**, **Pat Connaughton**, **Jack Cooley**, **Alex Dragicevich**, **Jerian Grant** and **Scott Martin** - have scored 20 or more points in a game this season.
- Atkins has scored 20-plus points a team-best three times this season, including his game-high 20-point effort on Saturday versus Connecticut.

SHUFFLING THE LINEUP

- Notre Dame has used eight different starting lineups this season (out of 18 games played). No Notre Dame player has started every game this season (*game-by-game starting lineups listed on page 7*). **Jerian Grant** and **Scott Martin** both have a team-high 17 starts this season.
- Six different Irish players - **Joey Brooks** (Jr./G), **Jack Cooley** (Jr./F), **Tom Knight** (Jr./F), **Jerian Grant** (So./G), **Alex Dragicevich** (So./G) and **Pat Connaughton** (Fr./G-F) - have made their first career start this season.
- The quintet of **Eric Atkins**, **Jack Cooley**, **Alex Dragicevich**, **Jerian Grant** and **Scott Martin** has started the last seven games (and seven games overall this season). That is the most-used starting lineup for the Irish this season. Notre Dame is 4-3 with that starting five.

COOLEY COMING TO PLAY

- Since missing the Maryland game on Dec. 4 due to illness, junior forward **Jack Cooley** has averaged 15.4 ppg., 9.3 rpg. and 2.1 bpg. in the past nine contests. He is shooting 62.7% (52-83) from the field and 77.8% (35-45) from the free throw line during that stretch.
- Cooley has a team-best four double-doubles this season. He also has a team-high six double-digit rebounding games this season.
- Against Delaware State (Nov. 18), Cooley hauled down a career-high 17 rebounds, which included 10 offensive boards. He became the first Irish player to register that many rebounds in a game since Luke Harangody had 17 against Louisville on Feb. 12, 2009.
- Cooley leads the Irish with an 8.2 rpg. average this season, which includes 3.6 offensive boards per game. He also has a team-high 25 blocked shots, which is a career-high total for the junior.

GETTING TO THE LINE

- The Irish have made more free throws (283) than their opponents have attempted (281). Notre Dame is 283-396 (.715) from the charity stripe this season.
- Notre Dame had season-low totals in free throws made (5) and attempted (8) in Saturday's loss to Connecticut.

ATKINS ON THE ATTACK

- Sophomore point guard **Eric Atkins** leads the Irish with a 13.2 ppg. average this season. He averaged 5.8 ppg. last season as a freshman.
- On Saturday against Connecticut, Atkins deposited a game-high 20 points. Those were the most points he has ever scored in a BIG EAST game. It also was his team-best third 20-plus point game of the season.
- Atkins has scored in double-figures in 11 of the 16 games he has played in this season. He missed two contests (Sam Houston State & Delaware State) due to illness. He has led Notre Dame in scoring a team-high six times this season.
- Atkins has dished out a career-high nine assists twice this season (Sacred Heart, Dec. 19 & Bryant, Nov. 27).

Number of Games Led Irish in This Season/Career
(Career figure in parenthesis)

Tim Abromaitis		Jack Cooley	
Points	1 (17)	Points	4 (5)
Rebounds	2 (16)	Rebounds	10 (11)
Assists	1 (5)	Blocks	12 (22)
Blocks	-- (7)	Steals	2 (4)
Steals	-- (14)		
Eric Atkins		Alex Dragicevich	
Points	6 (8)	Points	1 (1)
Assists	5 (15)	Assists	2 (2)
Steals	8 (17)	Blocks	2 (2)
Mike Broghammer		Jerian Grant	
Rebounds	1 (1)	Points	4 (4)
Blocks	4 (6)	Rebounds	2 (2)
Steals	1 (2)	Assists	11 (11)
		Steals	7 (7)
		Blocks	1 (1)
Joey Brooks		Tom Knight	
Points	1 (1)	Blocks	2 (2)
Rebounds	1 (2)	Steals	1 (1)
Steals	1 (5)		
Blocks	1 (1)	Scott Martin	
		Points	1 (2)
Pat Connaughton		Rebounds	4 (9)
Points	1 (1)	Assists	2 (3)
Rebounds	1 (1)	Blocks	2 (5)
Blocks	1 (1)	Steals	4 (8)
Steals	1 (1)		

- Atkins deposited a career-high 27 points versus Mississippi Valley State in the season opener.
- Atkins is shooting a team-best 44.4% (24-54) from three-point range this season.

GRANT HAS ALL-AROUND GAME

- Sophomore guard **Jerian Grant**, who is in his first season playing with the Irish after sitting out all of last season, has team-high totals in points (234), assists (82), steals (24) and minutes played (619). His 30 made three-pointers also are a team-high total. Grant is shooting a team-best 77.5% (62-80) from the free throw line this season.
- Entering last week, Grant ranked seventh nationally - and first in the BIG EAST - with a 3.32 assist-to-turnover ratio.
- Grant has scored in double-figures a team-best 14 times this season. He had his career-best six-game double-figure scoring streak snapped on Saturday versus Connecticut. Grant is averaging a team-best 13.8 ppg. in BIG EAST play.
- He scored a career-high 20 points against both Georgia (Nov. 22) and Maryland (Dec. 4).
- Grant dished out a career-high nine assists versus Pittsburgh (Dec. 27).
- Grant posted his first career double-double by notching 12 points and a career-high 11 rebounds against Bryant (Nov. 27).

GET TO 60

- Notre Dame is 10-1 this season when scoring 60 or more points, while the Irish are 1-6 when scoring less than 60 points. The Fighting Irish are averaging 77.0 ppg. in their 11 wins, while they are averaging 57.9 ppg. in the seven losses.
- Notre Dame is allowing 59.3 ppg. in its wins and 72.3 ppg. in its setbacks.

CRASHING THE BOARDS

- The Fighting Irish have a +4.2 rebound margin in their 11 wins, while they have been out-rebounded by a 9.7 margin in their seven setbacks.
- Notre Dame is 6-0 this season when out-rebounding its opponent.

BEYOND THE ARC

- Notre Dame has hit 10 or more three-pointers in a game three times this season. The Irish deposited 11 treys against Bryant (Nov. 27) and Delaware State (Nov. 18) and they hit 10 versus Sam Houston State (Nov. 16). The Fighting Irish made 10 or more three-pointers in a game seven times last season.

426 AND COUNTING

- Notre Dame has made at least one three-pointer in 426 straight contests dating back to the 1998-99 campaign. The Fighting Irish have made at least one three pointer during every game of the Mike Brey era. The last time an Irish team failed to hit a three-pointer in a game was in a 101-70 loss to Connecticut at the Hartford Civic Center on Jan. 12, 1999. Notre Dame finished 0-7 from beyond the arc in that contest. In 2008-09, the Irish set a single-season three-point record with 319.

DOUBLE-DUTY

- Freshman guard/forward **Pat Connaughton** also is a pitcher on the Fighting Irish baseball team. Connaughton is the 66th Notre Dame student-athlete to compete in both basketball and baseball and the first to do so since Tom Hansen during the 1973-74 academic year.

Number of Games This Season With ...
(Career figure in parenthesis)

Double-Figure Points

Jerian Grant	14	(14)
Eric Atkins	11	(18)
Scott Martin	8	(40, 27 at ND)
Jack Cooley	8	(12)
Alex Dragicevich	6	(6)
Joey Brooks	4	(5)
Pat Connaughton	4	(4)
Tim Abromaitis	1	(58)

30-Plus Points

Tim Abromaitis	--	(3)
----------------	----	-----

20-Plus Points

Eric Atkins	3	(3)
Jerian Grant	2	(2)
Jack Cooley	2	(2)
Scott Martin	1	(2, 2 at ND)
Pat Connaughton	1	(1)
Tim Abromaitis	1	(22)
Alex Dragicevich	1	(1)

10-Plus Rebounds

Jack Cooley	6	(6)
Scott Martin	2	(3, 3 at ND)
Jerian Grant	1	(1)
Tim Abromaitis	--	(4)

Double-Doubles

Jack Cooley	4	(4)
Scott Martin	2	(3, 3 at ND)
Jerian Grant	1	(1)
Tim Abromaitis	--	(3)

Free-Throw Shooting in Final Five Minutes and Overtime This Season:

Tim Abromaitis	0-0 (.000)
Eric Atkins	10-16 (.625)
Mike Broghammer	2-4 (.500)
Joey Brooks	11-16 (.688)
Pat Connaughton	5-6 (.833)
Jack Cooley	7-9 (.778)
Patrick Crowley	0-0 (.000)
Alex Dragicevich	7-9 (.778)
Jerian Grant	6-11 (.545)
Tom Knight	2-2 (1.000)
Scott Martin	8-9 (.889)
Total	58-82 (.707)
Opponents	58-87 (.667)

Dantley To Join Notre Dame Ring of Honor

Former Irish basketball great and U.S. Olympian Adrian Dantley, the 1976 national college basketball player of the year and a member of the Naismith National Basketball Hall of Fame, will become the fourth inductee into the Notre Dame Basketball Ring of Honor on Friday, March 2, 2012. The ceremony will take place during halftime of Notre Dame's final regular-season home game against Providence at Purcell Pavilion at the Joyce Center. Dantley, who enjoyed a stellar three-year career in an Irish uniform from 1973-76, will join Austin Carr, Luke Harangody and Ruth Riley as a member of Notre Dame's Ring of Honor. Harangody, who played for the Irish from 2006-10, was the school's first inductee in Feb. 2010. Riley (1997-2001), who helped lead the Irish women's basketball program to the national championship in '01, became the second member of the Ring of Honor in Nov. 2010, while Austin Carr (1968-71), who still remains the program's career scoring leader with 2,560 points, became the third honoree when he was inducted in Feb. 2011.

Elder Statesman

• **Mike Brey** is in his 12th season along the Irish sidelines. He is the third-longest tenured coach in the BIG EAST, behind only Jim Boeheim of Syracuse and Jim Calhoun of Connecticut. Brey stands sixth all-time in career BIG EAST victories (both regular-season and tournament) with his 122-85 (.589) mark. He is one of eight coaches in BIG EAST history to record 100 conference wins.

What a Run

- The Irish have gone 60-33 (.645) in BIG EAST regular-season play over the past six seasons.
- The 14 regular-season BIG EAST victories in 2010-11 tied the program standard. The Fighting Irish went 14-4 in BIG EAST play in 2007-08.
- Notre Dame's 15 BIG EAST wins (14 regular season, 1 tournament) last season were the most in program history (combined regular season and tournament).
- Last season's 27 wins overall (27-7) were the most in the modern era of Fighting Irish basketball. Notre Dame's highest win total ever was 33 (33-7) in 1908-09.

Taking Care Of The Basketball

Under Irish head coach Mike Brey, Notre Dame always has been a team that has had a high number of assists and very few turnovers. Here's a look at the Irish under Brey:

	FGs	Assts	TOs	Asst/Bskt	Asst/TO
2000-01	814	527	434	.647	1.21
2001-02	934	629	435	.673	1.45
2002-03	917	558	446	.609	1.25
2003-04	766	434	329	.567	1.32
2004-05	671	415	341	.618	1.22
2005-06	772	468	364	.606	1.29
2006-07	869	552	414	.635	1.33
2007-08	914	608	429	.665	1.42
2008-09	988	601	343	.608	1.75
2009-10	918	585	362	.637	1.62
2010-11	843	563	364	.668	1.55
2011-12	428	259	178	.605	1.46

Irish Aim For Sixth Straight 20-Win Season

Notre Dame has reached the 20-win mark in each of the last five seasons and eight times in the last 11 seasons under head coach **Mike Brey**. The last time Irish teams reached the 20-win plateau in six straight campaigns was from 1983-89 under head coach Digger Phelps.

Postseason Stretch

Notre Dame has earned appearances in the postseason in each of the last 12 seasons, which marks the longest stretch in school history. The Irish have been to the NCAA Tournament on seven occasions and the National Invitation Tournament (NIT) five times during this current stretch. Under head coach **Mike Brey**, Notre Dame has played in the NCAAs seven times and NIT four times.

107 Years and Strong

The 2011-12 campaign marks the 107th season of basketball at Notre Dame and the 17th season as a member of the BIG EAST Conference. Notre Dame teams have posted an all-time record of 1712-934 for a .647 winning percentage. In 16-plus seasons as a member of the BIG EAST, the Irish own a 150-127 (.542) record in conference regular-season play.

2011-12 Notre Dame Men's Basketball on the Radio

Fighting Irish Digital Media (FIDM) will originate the Notre Dame Basketball Radio Network in 2011-2012 with the broadcast teams of Jack Nolan and two former players, LaPhonso Ellis ('92) and Jordan Cornette ('05) bringing basketball fans all the exciting action.

Affiliates: WSBT AM 960 (South Bend, Ind.); WLS AM 890 (Chicago, Ill.); WXNT-AM 1430 in Indianapolis, Ind.; WNUY-FM 100.1 (Fort Wayne, Ind.); WRSW ESPN 1480 AM (Warsaw, Ind); WEFM FM 95.9 (Michigan City, Ind.); WLUV-AM 1520 (Rockford, Ill.); WVIL-FM 101.3 (Jacksonville/Peoria, Ill.); WJLS-AM 560 (Beckley, W.Va); WKKX-AM 1600 (Wheeling, W.Va.); SiriusXM Satellite Radio (129) and worldwide on UND.com.

2011-12 Mike Brey Radio Show

The Mike Brey Radio Show is broadcast live from O'Rourke's Public House just south of the Notre Dame campus on Thursdays at 7:00 p.m. (ET) during the basketball season. Irish fans can join head coach Mike Brey as well as Irish players for an in-depth look inside Notre Dame Basketball. Notre Dame Men's Basketball play-by-play announcer Jack Nolan hosts the show which can be heard live on NewsRadio 960 WSBT-AM in South Bend and worldwide on UND.com. The show can also be heard Friday nights on Sirius XM College Sports Nation Channel 91.

Schedule

Show #1	Thursday, December 1, 2011
Show #2	Thursday, December 15, 2011
Show #3	Thursday, December 29, 2011
Show #4	Thursday, January 12, 2012
Show #5	Thursday, January 19, 2012
Show #6	Thursday, January 26, 2012
Show #7	Thursday, February 2, 2012
Show #8	Thursday, February 9, 2012
Show #9	Thursday, February 16, 2012
Show #10	Thursday, February 23, 2012
Show #11	Thursday, March 1, 2012



2011-12 BIG EAST STANDINGS

(as of games played on Jan. 15)

	BIG EAST Record	Overall Record
Syracuse	6-0	19-0
Cincinnati	4-1	14-4
Seton Hall	4-2	15-3
Connecticut	4-2	14-3
Georgetown	4-2	14-3
West Virginia	4-2	13-5
Marquette	3-2	14-4
NOTRE DAME	3-2	11-7
USF	3-2	10-8
Louisville	2-3	14-4
Rutgers	2-3	10-8
St. John's	2-4	8-9
DePaul	1-4	10-7
Providence	1-5	12-7
Villanova	1-5	8-10
Pittsburgh	0-5	10-7

Players of the Week

Nov. 21	Herb Pope - Sr., F, Seton Hall
Nov. 28	Kris Joseph - Sr., F, Syracuse
Dec. 5	Hollis Thompson - Jr., F, Georgetown
Dec. 12	Darryl Bryant - Sr., G, West Virginia
Dec. 19	Russ Smith - So., G, Louisville
Dec. 26	Kevin Jones - Sr., F, West Virginia
Jan. 2	Sean Kilpatrick - So., G, Cincinnati
Jan. 9	Darryl Bryant - Sr., G, West Virginia

Rookies of the Week

Nov. 21	Jerian Grant - So., G, Notre Dame
Nov. 28	Andre Drummond - Fr., C, Connecticut
Dec. 5	LaDontae Henton - Fr., F, Providence
Dec. 12	LaDontae Henton - Fr., F, Providence
Dec. 19	Andre Drummond - Fr., C, Connecticut
Dec. 26	Andre Drummond - Fr., C, Connecticut
Jan. 2	Eli Carter - Fr., G, Rutgers
Jan. 9	D'Angelo Harrison - Fr., G, St. John's

Notre Dame Weekly Honor Roll Honorees

Jack Cooley - Jr., F (Dec. 12, Dec. 26, Jan. 9)
Alex Dragicevich - So., G (Jan. 2)

2011-12 Notre Dame Men's Basketball Press Conferences

(Contact Bernie Cafarelli at (574) 631-7516 or at cafarelli.1@nd.edu for teleconference number information)

Thursday, Jan. 12	10:00 a.m. (ET)
Monday, Jan. 23	10:00 a.m. (ET)
Monday, Feb. 6	10:00 a.m. (ET)
Monday, Feb. 13	10:00 a.m. (ET)
Monday, Feb. 20	10:00 a.m. (ET)
Wednesday, Feb. 29	10:00 a.m. (ET)

* - Note special time

2011-12 BIG EAST Teleconferences

(Contact the BIG EAST Conference at (401) 453-0660 for teleconference number information)

Jan. 5, Jan. 19, Feb. 2 and Feb. 16

11:00 a.m.	Buzz Williams, Marquette
11:08 a.m.	Mike Brey, Notre Dame
11:16 a.m.	Ed Cooley, Providence
11:24 a.m.	Jim Calhoun, Connecticut
11:32 a.m.	Steve Lavin, St. John's
11:40 a.m.	Mick Cronin, Cincinnati
11:48 a.m.	Kevin Willard, Seton Hall
11:56 a.m.	Rick Pitino, Louisville

Jan. 12, Jan. 26, Feb. 9 and Feb. 23

11:00 a.m.	Jay Wright, Villanova
11:08 a.m.	Stan Heath, USF
11:16 a.m.	Bob Huggins, West Virginia
11:24 a.m.	Mike Rice, Rutgers
11:32 a.m.	Oliver Purnell, DePaul
11:40 a.m.	Jamie Dixon, Pittsburgh
11:48 a.m.	Jim Boeheim, Syracuse
11:56 a.m.	John Thompson III, Georgetown

2011-12 BIG EAST Preseason Coaches' Poll

	Pts.
1. Connecticut (7)	209
Syracuse (5)	209
3. Louisville (3)	201
4. Pittsburgh (1)	188
5. Cincinnati	169
6. Marquette	155
7. West Virginia	132
8. Villanova	127
9. NOTRE DAME	114
10. Georgetown	104
11. Rutgers	75
12. St. John's	71
13. Seton Hall	56
14. USF	43
15. Providence	40
16. DePaul	27

First-place votes in parentheses

2011-12 BIG EAST Preseason Awards

PLAYER OF THE YEAR

Ashton Gibbs, Pittsburgh

ROOKIE OF THE YEAR

Andre Drummond, Connecticut

PRESEASON FIRST TEAM

Tim Abromaitis, Notre Dame, F, Gr.

Ashton Gibbs, Pittsburgh, G, Sr.

Jeremy Lamb, Connecticut, G/F, So.

Darius Johnson-Odom, Marquette, G, Sr.

Kris Joseph, Syracuse, F, Sr.

Kevin Jones, West Virginia, F, Sr.

PRESEASON SECOND TEAM

Yancy Gates, Cincinnati, F, Sr.

Alex Oriakhi Connecticut, F/C, Jr.

Peyton Siva, Louisville, G, Jr.

Scoop Jardine, Syracuse, G, Sr.

Maalik Wayns, Villanova, G, Jr.

HONORABLE MENTION

Andre Drummond, Connecticut, C, Fr.

Shabazz Napier, Connecticut, G, So.

Cleveland Melvin, DePaul, F, So.

Jae Crowder, Marquette, F, Sr.

Augustus Gilchrist, USF, F/C, Sr.

National Polls

Associated Press Top 25 (Jan. 9)

1. Syracuse
2. Kentucky
3. North Carolina
4. Baylor
5. Ohio State
6. Michigan State
7. **Indiana**
8. Duke
9. **Missouri**
10. Kansas
11. **Georgetown**
12. UNLV
13. Michigan
14. **Louisville**
15. Murray State
16. Virginia
17. **Connecticut**
18. Kansas State
19. Florida
20. Mississippi State
21. **Gonzaga**
22. San Diego State
23. Creighton
24. **Seton Hall**
25. **Marquette**

ESPN/USA Today Coaches Poll (Jan. 9)

1. **Syracuse**
2. Kentucky
3. North Carolina
4. Baylor
5. Ohio State
6. Duke
7. Michigan State
8. **Indiana**
9. **Missouri**
10. Kansas
11. **Georgetown**
12. UNLV
13. Michigan
14. Murray State
15. **Louisville**
16. **Connecticut**
17. Virginia
18. Kansas State
19. Florida
20. Mississippi State
21. Creighton
22. San Diego State
23. **Gonzaga**
24. **Marquette**
25. Harvard

Bold indicates 2011-12 Irish opponent

Solid Schedule

• Nine teams on Notre Dame's 2011-12 schedule are ranked in the latest Associated Press top-25 poll (Jan. 9), including three in the top 10. Six of the squads - #1 Syracuse, #11 Georgetown, #14 Louisville, #17 Connecticut, #24 Seton Hall and #25 Marquette - are BIG EAST foes, while the Fighting Irish faced #7 Indiana, #9 Missouri and #21 Gonzaga in non-conference action. The Irish will meet 17th-ranked UConn twice during the regular season. Notre Dame is 2-3 against ranked opponents this season.

2011-12 GAME-BY-GAME STARTING LINEUP

Date	Opponent (Result)	Starting Lineup	# of Times	Record With Lineup
11/12	Mississippi Valley State (W, 80-67)	Atkins-Brooks-Cooley-Grant-Martin ^	1	1-0
11/14	Detroit (W, 59-53)	Atkins-Brooks-Cooley-Grant-Martin	2	2-0
11/16	Sam Houston State (W, 74-41)	Brooks-Cooley-Dragicevich-Grant-Martin ^	1	1-0
11/18	Delaware State (W, 93-69)	Connaughton-Cooley-Dragicevich-Grant-Martin ^	1	1-0
11/21	Missouri (L, 58-87)	Abromaitis-Atkins-Cooley-Grant-Martin ^	1	0-1
11/22	Georgia (L, 57-61)	Abromaitis-Atkins-Cooley-Grant-Martin	2	0-2
11/27	Bryant (W, 84-59)	Atkins-Brooks-Connaughton-Grant-Martin ^	1	1-0
11/30	Gonzaga (L, 53-73)	Atkins-Brooks-Cooley-Grant-Martin	3	2-1
12/4	Maryland (L, 71-78)	Atkins-Brooks-Grant-Knight-Martin ^	1	0-1
12/8	Maine (W, 87-78)	Atkins-Brooks-Grant-Knight-Martin	2	1-1
12/10	Dartmouth (W, 65-47)	Atkins-Connaughton-Cooley-Dragicevich-Knight ^	1	1-0
12/17	Indiana (L, 58-69)	Atkins-Cooley-Dragicevich-Grant-Martin ^	1	0-1
12/19	Sacred Heart (W, 106-65)	Atkins-Cooley-Dragicevich-Grant-Martin	2	1-1
12/27	Pittsburgh (W, 72-59)	Atkins-Cooley-Dragicevich-Grant-Martin	3	2-1
1/4	Cincinnati (L, 55-71)	Atkins-Cooley-Dragicevich-Grant-Martin	4	2-2
1/7	Louisville (W, 67-65 2OT)	Atkins-Cooley-Dragicevich-Grant-Martin	5	3-2
1/10	USF (W, 60-49)	Atkins-Cooley-Dragicevich-Grant-Martin	6	4-2
1/14	Connecticut (L, 53-67)	Atkins-Cooley-Dragicevich-Grant-Martin	7	4-3

^ - Indicates first time that lineup was used

The Irish have used eight different starting lineups this season (18 games).

Injuries And Illness Inflicting The Irish

Notre Dame suffered through a rash of illness and injuries during the early portion of the 2011-12 campaign. Five of Notre Dame's 10 scholarship players missed a game by the ninth contest of the season. Here is the breakdown of the games missed:

	Games Missed	Reason
Tim Abromaitis*	16	NCAA Suspension (4 games) Torn ACL (12 games)
Eric Atkins	2	Illness
Joey Brooks	1	Illness
Jack Cooley	1	Illness
Scott Martin	1	Concussion

* - Will miss remainder of season with torn ACL

Abro Out

- Forward **Tim Abromaitis** suffered a torn anterior cruciate ligament (ACL) in his right knee at a morning team practice on Nov. 25 and will miss the remainder of the 2011-12 campaign. Abromaitis, who is in his fifth season with the Irish, had played in two games (Missouri and Georgia) and was averaging 14.0 points and 7.0 rebounds. He had missed Notre Dame's first four games due to a misunderstanding of a technicality in an NCAA rule governing seasons of competition that dated back to the 2008-09 campaign when he played in the first two exhibitions of his sophomore campaign and then sat out the remainder of that season.

- Abromaitis was selected to the 2011-12 preseason watch lists for both the John R. Wooden Award and the Naismith Trophy. Both awards are presented annually to the national player of the year. He also was named to the six-man preseason All-BIG EAST First Team. In addition, the Irish forward is one of 30 candidates up for the Lowe's Senior CLASS Award.

Instant Impact

Pat Connaughton and **Jerian Grant** became the fifth and sixth Notre Dame rookies to score 20-plus points in a game during the Mike Brey era (12 seasons). Here is the list of Irish freshmen/first-year players who have accomplished the feat in the Brey era:

Player	Season	20+ Games	30+ Games	High
Chris Thomas (G)	2001-02	9	2	32
Torin Francis (F)	2002-03	4	-	25
Luke Harangody (F)	2006-07	3	-	22
Tory Jackson (G)	2006-07	2	-	21
Jerian Grant* (G)	2011-12	2	-	20
Pat Connaughton (G/F)	2011-12	1	-	24

* - A sophomore with rookie status since he did not play during his freshman season in 2010-11.

- Connaughton's 24 points against Sam Houston State (Nov. 16) were the most for a Notre Dame freshman since Torin Francis had 25 against Arizona in the Sweet 16 of the 2003 NCAA Tournament (March 27, 2003).

- Connaughton's six made three-pointers (on 10 attempts) against Sam Houston State were the most for an Irish freshman since Chris Thomas had six against Connecticut in the semifinals of the 2002 BIG EAST Tournament (March 8, 2002).

- Connaughton's 24 points off the bench in the Sam Houston State game were the most bench points by an Irish player since Chris Quinn netted 25 against Quinnipiac during the 2003-04 campaign (Dec. 23, 2003).

Atkins Added As Captain

Sophomore point guard **Eric Atkins** recently was named Notre Dame's third captain for the 2011-12 season. Seniors **Tim Abromaitis**, who is out for the remainder of the campaign due to a torn ACL, and **Scott Martin** are the other Fighting Irish captains.

ALL ABOUT ABRO

IN THE IRISH RECORD BOOK

Three-Point Field Goals Made

1.	Colin Falls	2003-07	331
2.	Chris Thomas	2001-05	302
3.	Matt Carroll	1999-03	301
4.	Kyle McAlarney	2005-09	298
5.	David Graves	1998-02	259
6.	Ryan Hoover	1992-96	248
7.	Chris Quinn	2002-05	239
8.	Ryan Ayers	2005-09	170
9.	Martin Ingelsby	1997-01	167
10.	Tim Abromaitis	2007-11	160
11.	Ben Hansbrough	2009-11	154
12.	Russell Carter	2003-07	139
13.	Luke Zeller	2005-09	107
14.	Tory Jackson	2006-10	103
15.	Pat Garrity	1994-98	100
16.	Antoni Wych	1995-99	93
17.	Elmer Bennett	1988-92	91
18.	Jordan Cornette	2001-05	74
19.	Joe Fredrick	1986-90	73
20.	Rob Kurz	2004-08	72

Three-Point Field Goals Attempted

1.	Chris Thomas	2001-05	833
2.	Colin Falls	2003-07	826
3.	Matt Carroll	2002-03	762
4.	Kyle McAlarney	2005-09	687
5.	Ryan Hoover	1992-96	680
6.	David Graves	1998-02	630
7.	Chris Quinn	2002-06	573
8.	Ryan Ayers	2005-09	401
9.	Martin Ingelsby	1997-01	394
10.	Tim Abromaitis	2007-11	390
11.	Ben Hansbrough	2009-11	362
12.	Russell Carter	2003-07	342
13.	Antoni Wych	1995-99	333
14.	Tory Jackson	2006-10	320
15.	Luke Zeller	2005-09	297
16.	Pat Garrity	1994-98	279
17.	Elmer Bennett	1988-92	259
18.	Jordan Cornette	2001-05	245
19.	Troy Murphy	1998-01	191
20.	Pete Miller	1993-97	190

Three-Point Field Goal Percentage

(Min. 120 Attempted)

1.	Joe Fredrick	1986-90	.490
2.	Kyle McAlarney	2005-09	.434
3.	Ben Hansbrough	2009-11	.425
4.	Ryan Ayers	2005-09	.424
	Martin Ingelsby	1997-01	.424
6.	Chris Quinn	2002-06	.417
7.	David Graves	1998-02	.411
8.	Tim Abromaitis	2007-11	.410
9.	Rob Kurz	2004-08	.409
10.	David Rivers	1984-88	.406
	Russell Carter	2003-07	.406
12.	Colin Falls	2003-07	.401
13.	Keith Friel	1996-98	.397
14.	Matt Carroll	1999-03	.395
15.	Jamere Jackson	1987-90	.380
	Jonathan Peoples	2006-10	.377
17.	Kevin Ellery	1988-91	.372
18.	Carl Cozen	1991-94	.370
19.	Ryan Hoover	1993-96	.365
20.	Chris Thomas	2001-05	.363



- 2011-12 Preseason All-BIG EAST First Team
- John R. Wooden Award Preseason Top 50 List (2011-12)
- Naismith Trophy Preseason Watch List (2011-12)
- Lowe's Senior CLASS Award Candidate (2011-12)
- Capital One First Team Academic All-American (2011)
- *ESPN The Magazine* First Team Academic All-American (2010)
- BIG EAST Scholar Athlete of the Year (2010 & 2011)
- BIG EAST Sports Excellence Award (2010 & 2011)
- Third Team All-BIG EAST (2011)
- BIG EAST Honorable Mention (2010)
- Four-Time BIG EAST Weekly Honor Roll Selection
- Four-Time BIG EAST Academic All-Star
- Notre Dame Club of St. Joseph Valley Rockne Student-Athlete Award (2010 & 2011)
- Notre Dame Co-Most Improved Player Award (2010)
- Team Captain (2010-11, 2011-12)
- Old Spice Classic MVP (2010)
- Graduate of Notre Dame's Mendoza College of Business
 - Bachelor's Degree in Finance (2010) - 3.73 GPA
 - MBA (2011)
- 2011 World University Games Participant
 - Started three games and averaged 6.4 ppg and 4.3 rpg.
 - Team USA posted a 7-1 record (fifth-place finish)

HOME SWEET HOME

Home Winning Percentage Leaders Since the Beginning of 2006-07 Season (six seasons)

(as of games played on Jan. 14)

	Team	Wins	Losses	Percentage
1.	Kansas	98	4	96.08
2.	Utah State	89	4	95.70
3.	BYU	86	5	94.51
4.	Duke	88	6	93.62
5.	NOTRE DAME	94	7	93.07
6.	Ohio State	100	8	92.59
	Memphis	100	8	92.59
8.	Xavier	81	7	92.05
9.	Purdue	86	8	91.49
10.	Michigan State	85	8	91.40
11.	Pittsburgh	94	9	91.26
12.	Wisconsin	88	9	90.72
13.	Texas	87	9	90.63
14.	North Carolina	85	9	90.43
15.	San Diego State	81	10	89.01
16.	Missouri	89	11	89.00
17.	Kent State	75	10	88.24
18.	Butler	75	11	87.21
19.	Creighton	86	13	86.87
20.	Oklahoma State	76	12	86.36

- Notre Dame saw its 29-game home win streak come to an end on Saturday versus Connecticut. The streak was the fourth-longest in the nation.

- The Fighting Irish concluded their 2010-11 home slate with a perfect 17-0 mark. It's the third undefeated season at Purcell Pavilion at the Joyce Center in the last five years and the fifth overall for Notre Dame since the building opened at the start of the 1968-69 campaign. The other perfect home seasons occurred in: 1973-74 (15-0), 1985-86 (15-0), 2006-07 (18-0) and 2007-08 (17-0).

- Notre Dame is the only BIG EAST team that did not lose at home in 2010-11.

- Over the course of the last five seasons, Notre Dame is the only school nationally to go undefeated at home in three seasons (Duke and Kansas have done it twice), while its 94-7 record at home for a .931 winning percentage is the fifth best among NCAA Division I schools. The Irish also own the best record among all BIG EAST teams in regular-season conference home games over the same time span with a sterling 41-6 record for an .872 winning percentage.

BIG EAST Home Records in League Play Since the Beginning of 2006-07 Season (six seasons)

(as of games played on Jan. 15)

	Team	Wins	Losses	Percentage
1.	NOTRE DAME	41	6	87.23
2.	Louisville	39	8	82.98
3.	Pittsburgh	38	8	82.61
4.	West Virginia	37	10	78.72
5.	Connecticut	35	11	76.09
6.	Syracuse	35	12	74.47
	Marquette	35	12	74.47
8.	Georgetown	33	14	70.21
9.	Villanova	31	16	65.96
10.	Cincinnati	25	22	53.19
	St. John's	25	22	53.19
	Seton Hall	25	22	53.19
13.	Providence	23	24	48.94
14.	USF	18	29	38.30
15.	Rutgers	13	33	28.26
16.	DePaul	12	34	26.09

IRISH ENJOYING SUCCESSFUL RUN IN LEAGUE PLAY

BIG EAST Records Since the Beginning of 2006-07 Season (six seasons)

(as of games played on Jan. 15)

	Overall			BIG EAST					
	Wins	Losses	Percentage	Wins	Losses	Percentage			
1.	Pittsburgh	150	45	.769	1.	Louisville	67	26	.720
2.	Syracuse	149	48	.756	2.	Pittsburgh	65	28	.699
3.	Louisville	141	52	.731	3.	Syracuse	63	31	.670
4.	West Virginia	141	56	.716	4.	NOTRE DAME	60	33	.645
5.	Georgetown	132	53	.714	5.	Georgetown	59	35	.628
6.	Connecticut	136	56	.708	6.	West Virginia	58	36	.617
7.	NOTRE DAME	131	57	.697	7.	Marquette	56	37	.602
8.	Marquette	132	60	.688	8.	Villanova	54	40	.574
9.	Villanova	128	62	.674		Connecticut	54	40	.574
10.	Cincinnati	101	81	.555	10.	Cincinnati	40	53	.430
11.	Seton Hall	94	80	.540	11.	St. John's	38	56	.404
12.	Providence	91	86	.514		Seton Hall	38	56	.404
13.	St. John's	89	89	.500	13.	Providence	33	61	.351
14.	USF	73	103	.415	14.	USF	25	68	.269
15.	Rutgers	72	102	.414	15.	Rutgers	20	73	.215
16.	DePaul	65	111	.369	16.	DePaul	18	75	.194

Last Notre Dame Win/Loss Versus Ranked Opponent in Associated Press Poll

	<u>Date</u>	<u>Opponent (Location)</u>	<u>Score</u>				
Win vs. #1	2-1-87	North Carolina (H)	60-58	Win vs. #20	1-15-98	West Virginia (A)	74-72
Loss vs. #1	11-26-08	(8) North Carolina (LC)!	87-102	Loss vs. #20	1-12-09	(12) Louisville (A)	73-87
Win vs. #2	1-24-11	(15) Pittsburgh (A)	56-51	Win vs. #21	1-9-07	(22) West Virginia (H)	61-58
Loss vs. #2	2-28-09	Connecticut (A)	65-72	Loss vs. #21	11-21-11	Missouri (KC)	58-87
Win vs. #3	3-3-90	Missouri (H)	98-67	Win vs. #22	12-27-11	Pittsburgh (H)	72-59
Loss vs. #3	1-27-10	Villanova (A)	90-72	Loss vs. #22	3-16-07	Winthrop (SA)\$	64-74
Win vs. #4	12-7-06	Alabama (H)	99-85	Win vs. #23	12-3-06	Maryland (VC)@	81-74
Loss vs. #4	2-7-04	Pittsburgh (H)	58-66	Loss vs. #23	3-8-06	Georgetown (MSG)*	63-67
Win vs. #5	2-12-09	Louisville (H)	90-57	Win vs. #24	NA		
Loss vs. #5	1-1-11	(15) Syracuse (A)	58-70	Loss vs. #24	3-5-05	Pittsburgh (H)	77-85
Win vs. #6	11-25-08	(8) Texas (LC)!	81-80	Win vs. #25	3-10-11	(4) Cincinnati (MSG)*	89-51
Loss vs. #6	1-6-03	(5) Pittsburgh (A)	55-72	Loss vs. #25	3-13-08	Marquette (MSG)*	79-89
Win vs. #7	2-2-82	San Francisco (H)	75-66	<i>Event/Location Notes</i>			
Loss vs. #7	3-12-10	West Virginia (MSG)*	51-53	\$ - NCAA Tournament			
Win vs. #8	1-4-11	(14) Connecticut (H)	73-70	* - BIG EAST Tournament			
Loss vs. #8	1-17-09	(12) Syracuse (A)	74-93	! - Maui Invitational			
Win vs. #9	12-29-10	(15) Georgetown (H)	69-55	^ - SEC/BIG EAST Invitational			
Loss vs. #9	3-9-07	(20) Georgetown (MSG)*	82-84	@ - BB&T Classic			
Win vs. #10	2-21-01	(18) Boston College (H)	76-75	(H) - Home			
Loss vs. #10	1-2-10	Connecticut (A)	70-82	(A) - Away			
Win vs. #11	1-7-12	Louisville (A) (2ot)	67-65	(LC) - Lahaina Civic Center (Maui)			
Loss vs. #11	3-2-09	Villanova (H)	60-77	(MCI) - MCI Center (Washington, D.C.)			
Win vs. #12	2-24-10	Pittsburgh (H)	68-53	(MSG) - Madison Square Garden (New York, N.Y.)			
Loss vs. #12	3-4-03	Syracuse (A)	88-92	(KC) - Kansas City, Mo.			
Win vs. #13	12-2-02	Marquette (H)	92-71	(D) - Dayton, Ohio			
Loss vs. #13	2-28-08	(17) Louisville (A)	85-90	(BFC) - Big Four Classic (Indianapolis, Ind.)			
Win vs. #14	12-5-87	Louisville (BFC)	69-54	(FH) - Freedom Hall (Louisville, Ky.)			
Loss vs. #14	3-11-11	(4) Louisville (MSG)* (ot)	77-83	(PC) - Pepsi Center (Denver, Colo.)			
Win vs. #15	1-21-98	Syracuse (H)	83-63	(SA) - Spokane Arena (Spokane, Wash.)			
Loss vs. #15	2-7-09	UCLA (A)	63-89	(VC) - Verizon Center (Washington, D.C.)			
Win vs. #16	3-5-11	(8) Connecticut (A)	70-67	(CC) - Crossroads Classic (Indianapolis, Ind.)			
Loss vs. #16	1-18-03	(10) Kentucky (A)	73-88	<i>Note - Number before opponent indicates Notre Dame's AP ranking at the time of the game</i>			
Win vs. #17	3-7-70	(15) Ohio U. (D)\$	112-82	Loss vs. #17			
Loss vs. #17	1-14-12	Connecticut (H)	53-67	<i>Bold italics indicates result from this season</i>			
Win vs. #18	1-26-08	Villanova (A)	90-80				
Loss vs. #18	12-17-11	Indiana (CC)	58-69				
Win vs. #19	2-28-11	(8) Villanova (H)	93-72				
Loss vs. #19	11-30-11	Gonzaga (A)	53-73				

THE MIKE BREY FILE

2011 AP, Basketball Times & Henry Iba Coach of the Year

2007, 2008 & 2011 BIG EAST Coach of the Year

Third Longest Tenured Coach in BIG EAST

Record at Notre Dame: 249-127 (.662)

Overall Record: 348-179 (.660)

WHAT HIS TEAMS HAVE DONE:

9 NCAA Tournament Appearances

14 Total Postseason Appearances (5 NIT)

3 BIG EAST Players of the Year

(Troy Murphy '01 / Luke Harangody '08 / Ben Hansbrough '11)

10 First-Team All-BIG EAST Honorees



IRISH UNDER MIKE BREY:

IN OVERTIME GAMES: 8-8

at Georgetown (2/9/02)	W	116-111 (4 OT)
at Boston College (1/25/03)	W	101-96
vs. Georgetown (2/1/03)	W	93-92 (2OT)
at Pittsburgh (1/4/06)	L	97-100 (2OT)
vs. Georgetown (1/24/06)	L	82-85 (2OT)
at Louisville (2/4/06)	L	86-89
at Connecticut (2/21/06)	L	74-75
at Michigan (3/20/06)	L	84-87 (2OT)
vs. Providence (1/31/08)	W	81-74
at Louisville (1/12/09)	L	73-87
at Louisville (2/17/10)	L	89-91 (2OT)
at Marquette (3/6/10)	W	63-60
vs. Georgia (11/25/10)	W	89-83 (2OT)
vs. Louisville (2/9/11)	W	89-79
vs. Louisville (3/11/11)	L	77-83
at Louisville (1/7/12)	W	67-65 (2OT)

IN GAMES DECIDED BY...

1 point.....	12-11
2 points.....	7-11
3 points.....	16-16
4 points.....	4-7
5 points.....	7-7
6 points.....	12-6
7 points.....	17-8
8 points.....	6-10
9 points.....	8-4
10 points.....	13-6
11-15 points.....	51-26
16-20 points.....	28-11
21-30 points.....	31-4
31-40 points.....	26-0
41-50 points.....	11-0
50+points.....	0-0
Total.....	249-127

ON THE ROAD....

	Away	Neutral	Overall
2011-12	1-2	0-4	1-6
2010-11	5-4	5-3	10-7
2009-10	3-6	3-3	6-9
2008-09	3-8	3-4	6-12
2007-08	5-4	3-4	8-8
2006-07	3-5	3-3	6-8
2005-06	4-7	0-2	4-9
2004-05	4-6	0-1	4-7
2003-04	6-5	2-1	8-6
2002-03	4-5	6-3	10-8
2001-02	8-4	5-3	13-7
2000-01	6-4	2-2	8-6
Totals	52-60	32-33	84-93
	(.464)	(.492)	(.475)

VS. RANKED OPPONENTS:

2011-12	2-4
2010-11	8-3
2009-10	4-4
2008-09	3-9
2007-08	2-6
2006-07	4-2
2005-06	1-7
2004-05	2-5
2003-04	2-8
2002-03	5-6
2001-02	3-6
2000-01	4-3
Totals.....	40-63
	(.388)

NOTRE DAME SEASON-BY-SEASON UNDER BREY:

	Overall	BIG EAST (regular season)
2000-01	20-10	11-5 (1st place-West Division)
2001-02	22-11	10-6 (2nd place-West Division)
2002-03	24-10	10-6 (t-3rd place-West Division)
2003-04	19-13	9-7 (7th place)
2004-05	17-12	9-7 (6th place)
2005-06	16-14	6-10 (t-11th place)
2006-07	24-8	11-5 (4th place)
2007-08	25-8	14-4 (t-2nd place)
2008-09	21-15	8-10 (t-9th place)
2009-10	23-12	10-8 (t-7th place)
2010-11	27-7	14-4 (2nd place)
2011-12	11-7	3-2
	249-127 (.662)	115-74 (.608)

MIKE BREY IN THE BIG EAST RANKINGS:

BIG EAST Coaching Percentage

Regular Season and BIG EAST Tournament

	W-L	Pct.	Yrs.	Tour.	Pct.
1. Jamie Dixon, Pittsburgh	109-50	.686	9	11-7	.611
2. John Thompson, Georgetown	231-123	.653	20	33-13	.717
3. Jim Boheim, Syracuse	390-211	.649	33	46-27	.630
4. Jim Calhoun, Connecticut	307-174	.638	26	33-18	.647
5. Bob Huggins, West Virginia	56-32	.636	5	7-3	.700
6. Lou Carnesecca, St. John's	139-80	.635	13	12-11	.522
7. Rick Pitino, Providence/Louisville	97-58	.626	9	7-7	.500
8. John Thompson III, Georgetown	88-55	.615	8	11-6	.647
9. Mike Jarvis, St. John's	57-36	.613	5	7-4	.636
10. Tom Crean, Marquette	34-22	.607	3	3-3	.500
11. Ben Howland, Pittsburgh	43-29	.597	4	8-3	.727
Buzz Williams, Marquette	40-27	.597	4	5-3	.625
13. Mike Brey, Notre Dame	122-85	.589	12	7-11	.388
14. Steve Lavin, St. John's	15-11	.577	2	1-1	.500
15. Jay Wright, Villanova	108-84	.563	11	8-10	.444

BIG EAST Coaching Wins

Regular Season and BIG EAST Tournament

	W-L	Pct.	Yrs.	Tour.	Pct.
1. Jim Boheim, Syracuse	390-211	.649	33	46-27	.630
2. Jim Calhoun, Connecticut	307-174	.638	26	33-18	.647
3. John Thompson, Georgetown	231-123	.653	20	33-13	.717
4. Lou Carnesecca, St. John's	139-80	.635	13	12-11	.522
5. Rollie Massimino, Villanova	123-92	.572	12	13-12	.520
6. Mike Brey, Notre Dame	122-85	.589	12	7-11	.388
7. Jamie Dixon, Pittsburgh	109-50	.686	9	11-7	.611
8. Jay Wright, Villanova	108-84	.563	11	8-10	.444
9. Steve Lappas, Villanova	97-79	.551	9	10-8	.556
Rick Pitino, Providence/Louisville	97-58	.626	9	7-7	.500

Bold indicates active BIG EAST head coach

Notre Dame Highs and Lows Under Mike Brey

Notre Dame – Team Game Highs (1st Half)

Points 62 vs. Loyola-Chicago (11/22/00)
 62 vs. Georgia Southern (11/12/10)*
 Field Goals Made 24 vs. IPFW (11/10/06)*
 24 vs. Syracuse (1/30/07)
 Field Goals Attempted 43 vs. New Hampshire (11/16/01)*
 43 vs. Syracuse (1/30/07)
 Field Goal Percentage 75.0% (18-24) vs. West Virginia (1/9/10)*
 3 PT Field Goals Made 14 vs. South Dakota (12/2/08)*
 3 PT Field Goals Attempted 23 vs. South Dakota (12/2/08)*
 3 PT Field Goals Percentage ..85.7% (6-7) vs. West Virginia (1/9/10)*
 Free Throws Made 18 vs. Liberty (11/22/09)*
 18 vs. Maine (11/22/10)*
 Free Throws Attempted 24 vs. Liberty (11/22/09)*
 Free Throw Percentage..... 100.0% on 20 occasions
 Total Rebounds..... 32 vs. Chicago State (11/17/10)*
 Offensive Rebounds 15 vs. Savannah State (12/2/08)*
 Defensive Rebounds..... 24 vs. Northern Illinois (12/8/07)*
 Assists..... 19 vs. Canisius (12/19/00)*
 Steals..... 12 vs. New Hampshire (11/16/01)*
 Blocked Shots..... 13 vs. Belmont (11/17/02)*
 Turnovers..... 14 vs. Monmouth (11/16/07)
 14 vs. St. John's (1/16/11)
 Fouls..... 13 vs. St. John's (1/16/11)

Notre Dame – Team Game Highs (2nd Half)

Points 68 vs. Georgetown (4OT) (2/9/02)
 Field Goals Made 24 vs. Pittsburgh (1/4/06)
 Field Goals Attempted 63 vs. Georgetown (4OT) (2/9/02)
 Field Goal Percentage..... 72.0% vs. Lafayette (11/14/06)
 72.0% (18-25) vs. Pittsburgh (12/27/11)
 3 PT Field Goals Made 11 vs. St. John's (3/6/04)
 11 vs. North Carolina (11/26/08)
 3 PT Field Goals Attempted 24 vs. Pittsburgh (1/4/06)
 3 PT Field Goals Percentage . 75.0% (6-8) vs. Connecticut (2/21/05)
 Free Throws Made 27 vs. Seton Hall (2/18/06)
 Free Throws Attempted 32 vs. California (11/26/10)
 Free Throw Percentage..... 100.0% on seven occasions
 Total Rebounds..... 34 vs. Seton Hall (1/8/01)
 Offensive Rebounds 15 vs. Army (12/19/04)*
 Defensive Rebounds..... 25 vs. Sacred Heart (11/18/00)*
 Assists..... 16 vs. Army (12/19/04)*
 16 vs. Maine (11/22/10)*
 Steals..... 14 vs. New Hampshire (11/16/01)*
 Blocked Shots..... 6 on three occasions
 Turnovers..... 13 vs. Niagara (12/21/05)*
 13 vs. Marquette (1/12/08)
 Fouls..... 26 vs. Pittsburgh (1/4/06)

Notre Dame – Team Game Highs (Total)

Points 116 vs. Georgetown (4OT) (2/9/02)
 Field Goals Made 42 vs. Canisius (12/19/00)*
 Field Goals Attempted 94 vs. Georgetown (4OT) (2/9/02)
 Field Goal Percentage..... 66.7% (34-51) vs. Pittsburgh (1/30/02)*
 3 PT Field Goals Made 20 vs. Villanova (2/28/11)*#
 3 PT Field Goals Attempted 44 vs. Canisius (12/22/00)
 3 PT Field Goals Percentage 72.7% (16-22) vs. Loyola Chicago
 (11/22/00)*#
 Free Throws Made 33 vs. Seton Hall (2/18/06)
 Free Throws Attempted 45 vs. Columbia (12/23/05)*
 Free Throw Percentage..... 100% (5-5) vs. Illinois (3/22/03)
 100% (19-19) vs. Villanova (1/8/05)*#
 Total Rebounds..... 64 vs. Georgetown (4OT) (2/9/02)
 Offensive Rebounds 24 vs. Seton Hall (1/8/01)
 Defensive Rebounds..... 41 vs. Northern Illinois (12/8/07)*
 Assists..... 32 vs. Canisius (12/19/00)*#
 Steals..... 26 vs. New Hampshire (11/16/01)*#
 Blocked Shots..... 19 vs. Belmont (12/17/02)*#
 Turnovers..... 24 vs. Marquette (1/12/08)
 Fouls..... 32 vs. Pittsburgh (1/4/06)

Notre Dame – Team Game Lows (1st Half)

Points 17 vs. Connecticut (3/3/10)*
 Field Goals Made 4 vs. St. John's (1/16/11)
 4 vs. Indiana (12/17/11)
 Field Goals Attempted..... 14 vs. St. John's (1/16/11)
 Field Goal Percentage..... 18.8% (6-32) vs. Connecticut (2/21/04)
 3 PT Field Goals Made 0 four occasions
 3 PT Field Goals Attempted 4 vs. St. Louis (11/28/09)
 3 PT Field Goals Percentage 0.0% on four occasions
 Free Throws Made 0 on ten occasions
 Free Throws Attempted 0 on seven occasions
 Free Throw Percentage..... 0.0% on ten occasions
 Total Rebounds..... 9 vs. UCF (12/6/09)*
 9 vs. Pittsburgh (3/11/10)
 Offensive Rebounds 0 vs. West Virginia (1/9/10)*
 Defensive Rebounds..... 6 vs. Louisville (2/17/10)
 Assists..... 1 vs. Villanova (1/27/07)*
 Steals..... 0 on nine occasions
 Blocked Shots..... 0 on 35 occasions
 Turnovers..... 0 vs. DePaul (1/23/10)*
 Fouls..... 0 vs. Samford (12/30/04)*

Notre Dame – Team Game Lows (2nd Half)

Points 18 vs. Pittsburgh (3/11/10)
 Field Goals Made 5 vs. West Virginia (1/9/10)*
 5 vs. Pittsburgh (3/11/10)
 Field Goals Attempted..... 13 vs. Pittsburgh (3/11/10)
 Field Goal Percentage..... 21.4% (6-28) vs. Harvard (11/19/04)*
 3 PT Field Goals Made 0 on six occasions
 3 PT Field Goals Attempted 2 vs. Rutgers (2/6/11)*
 3 PT Field Goals Percentage 0.0% on six occasions
 Free Throws Made 0 vs. Pittsburgh (1/12/04)
 0 vs. Indiana (11/24/08)
 0 vs. Old Dominion (3/18/10)
 Free Throws Attempted 0 vs. Indiana (11/24/08)
 0 vs. Old Dominion (3/18/10)
 Free Throw Percentage..... 0.0% on four occasions
 Total Rebounds..... 7 vs. Rutgers (3/1/03)
 Offensive Rebounds 2 on six occasions
 Defensive Rebounds..... 4 vs. Rutgers (3/1/03)
 Assists..... 0 vs. Harvard (11/19/04)
 Steals..... 0 on 12 occasions
 Blocked Shots..... 0 on 31 occasions
 Turnovers..... 0 vs. West Virginia (3/10/04)
 0 vs. Cincinnati (3/10/11)
 Fouls..... 3 on three occasions

Notre Dame – Team Game Lows (Total)

Points 41 vs. Washington State (3/22/08)
 Field Goals Made 13 vs. Rutgers (3/1/03)
 13 vs. Washington State (3/22/08)
 Field Goals Attempted 34 vs. Pittsburgh (3/11/10)
 Field Goal Percentage 24.5% (13-53) vs. Washington State (3/22/08)
 3 PT Field Goals Made 1 vs. Pittsburgh (2/3/01)
 1 vs. California (11/26/10)
 3 PT Field Goals Attempted 8 vs. Pittsburgh (2/3/01)
 3 PT Field Goals Percentage 5.0% (1-20) vs. California(11/26/10)
 Free Throws Made 1 vs. Connecticut (2/28/09)
 Free Throws Attempted 3 vs. Old Dominion (3/18/10)
 Free Throw Percentage..... 20.0% (1-5) vs. Connecticut (2/28/09)
 Total Rebounds..... 21 vs. Rutgers (3/1/03)
 Offensive Rebounds 3 vs. DePaul (12/14/02)*
 3 vs. Sam Houston State (11/16/11)*
 Defensive Rebounds 14 vs. DePaul (12/11/04)*
 Assists..... 6 vs. Mississippi (3/18/01)
 6 vs. Gonzaga (11/30/11)
 Steals..... 1 on five occasions
 Blocked Shots..... 0 on seven occasions
 Turnovers..... 2 vs. DePaul (1/23/10)*
 Fouls..... 6 on three occasions

* Indicates game played at the Purcell Pavilion, Notre Dame, Ind.
 # Indicates school record

Opponent Highs and Lows Under Mike Brey

Opponent – Team Game Highs (1st Half)

Points	53, Arizona (3/27/03)
Field Goals Made	23, Arizona (3/27/03)
Field Goals Attempted	44, Georgetown (3/4/01)*
Field Goal Percentage	63.3% (19-30), Missouri (11/21/11)
3 PT Field Goals Made	9, Syracuse (1/11/06)*
	9, Lehigh (11/27/06)*
3 PT Field Goals Attempted	19, Syracuse (1/11/06)*
3 PT Field Goal Percentage	81.8% (9-11), Lehigh (11/26/06)*
Free Throws Made	14, Sacred Heart (11/18/00)*
Free Throws Attempted	19, Sacred Heart (11/18/00)*
Free Throw Percentage	100.0%, on 28 occasions
Total Rebounds	33, Connecticut (2/21/04)
Offensive Rebounds	16, Northern Illinois (11/24/03)*
Defensive Rebounds	21, on six occasions
Assists	15, Seton Hall (2/11/10)
Steals	9, Miami (Fla.) (2/23/02)
	9, Marquette (1/12/08)
Blocked Shots	10, Connecticut (2/21/04)
Turnovers	16, Loyola (Chicago) (11/22/00)*
Fouls	16, on four occasions

Opponent – Team Game Highs (2nd Half)

Points	68, Georgetown (4 OT) (2/9/02)
Field Goals Made	21, Syracuse (2/24/08)*
Field Goals Attempted	49, Syracuse (2/24/08)*
Field Goal Percentage	68.2% (15-22), American (12/21/03)*
3 PT Field Goals Made	9, on three occasions
3 PT Field Goals Attempted	22, Tennessee Tech (12/17/00)*
3 PT Field Goal Percentage	100.0% (3-3), Seton Hall (2/5/03)
	100.0% (3-3), Indiana (12/17/11)
Free Throws Made	24, Pittsburgh (2 OT) (1/4/06)
Free Throws Attempted	39, Pittsburgh (2 OT) (1/4/06)
Free Throw Percentage	100.0% on 11 occasions
Total Rebounds	38, Georgetown (4 OT) (2/9/02)
Offensive Rebounds	16, Syracuse (2/24/08)*
Defensive Rebounds	27, Georgetown (4 OT) (2/9/02)
Assists	19, Pittsburgh (2 OT) (1/4/06)
Steals	9, on two occasions
Blocked Shots	11, Georgetown (4 OT) (2/9/02)
Turnovers	15, New Hampshire (11/16/01)*
Fouls	20, Seton Hall (2/18/06)
	20, Rutgers (2/6/11)

Opponent – Team Game Highs (Total)

Points	111, Georgetown (4 OT) (2/9/02)
Field Goals Made	41, Syracuse (3/4/03)*
Field Goals Attempted	82, Syracuse (2/24/08)*
Field Goal Percentage	63.0% (29-46), American (12/21/03)*
3 PT Field Goals Made	14, Texas (12/7/02)
	14, Lehigh (11/27/06)*
3 PT Field Goals Attempted	37, West Virginia (1/9/10)*
3 PT Field Goal Percentage	73.7% (14-19), Lehigh (11/27/06)*
Free Throws Made	35, Louisville (2OT) (2/17/10)
Free Throws Attempted	46, Pittsburgh (2 OT) (1/4/06)
Free Throw Percentage (min. 8 att.)	100%, on four occasions
Total Rebounds	59, Connecticut (2/21/04)
Offensive Rebounds	27, Loyola (Chicago) (11/22/00)*
Defensive Rebounds	42, Connecticut (1/24/09)*
Assists	30, Pittsburgh (2 OT) (1/4/06)
Steals	13, Niagara (12/21/05)*
Blocked Shots	19, Connecticut (OT) (2/21/06)
Turnovers	30, New Hampshire (11/16/01)*
Fouls	31, Columbia (12/23/05)*

Opponent – Team Game Lows (1st Half)

Points	5, California (11/26/10)
Field Goals Made	2, California (11/26/10)
Field Goals Attempted	18, Georgetown (2/27/10)
Field Goal Percentage	8.0% (2-25), California (11/26/10)
3 PT Field Goals Made	0, on 16 occasions
3 PT Field Goals Attempted	2, Georgetown (2/9/02)
3 PT Field Goal Percentage	0.0%, on 16 occasions
Free Throws Made	0, on 30 occasions
Free Throws Attempted	0, on 16 occasions
Free Throw Percentage	0.0%, on 30 occasions
Total Rebounds	7, Georgetown (2/27/10)
	7, Maine (11/22/10)*
Offensive Rebounds	0, Lafayette (11/14/06)
Defensive Rebounds	5, on three occasions
Assists	1, California (11/26/10)
Steals	0, on 15 occasions
Blocked Shots	0, on 41 occasions
Turnovers	1, on six occasions
Fouls	1, Pittsburgh (2/12/05)
	1, DePaul (12/31/08)
	1, West Virginia (3/12/10)

Opponent – Team Game Lows (2nd Half)

Points	8, Monmouth (11/16/07)
Field Goals Made	3, Monmouth (11/16/07)
Field Goals Attempted	19, Old Dominion (3/18/10)
Field Goal Percentage	13.0% (3-23), Monmouth (11/16/07)
3 PT Field Goals Made	0, on 12 occasions
3 PT Field Goals Attempted	3, on eight occasions
3 PT Field Goal Percentage	0.0% on 12 occasions
Free Throws Made	0, on three occasions
Free Throws Attempted	1, on three occasions
Free Throw Percentage	0.0%, on three occasions
Total Rebounds	6, Marquette (3/6/10)
Offensive Rebounds	0, Kentucky (3/25/09)*
	0, Marquette (3/6/10)
Defensive Rebounds	3, Virginia Tech (2/22/03)*
	3, Marquette (1/22/11)*
Assists	1, UAB (3/17/09)*
	1, Pittsburgh (3/11/10)
Steals	0, on eight occasions
Blocked Shots	0, on 31 occasions
Turnovers	0, West Virginia (3/10/04)
	0, Pittsburgh (1/31/09)
Fouls	4, on four occasions

Opponent – Team Game Lows (Total)

Points	33, Monmouth (11/16/07)
Field Goals Made	12, Bucknell (11/22/02)*
Field Goals Attempted	35, Rutgers (3/1/03)
Field Goal Percentage	21.1% (12-57), Bucknell (11/22/02)*
3 PT Field Goals Made	1, on seven occasions
3 PT Field Goals Attempted	7, Seton Hall (2/5/03)
	7, Indiana (12/17/11)
3 PT Field Goal Percentage	5.9% (1-17), Cincinnati (11/24/00)
Free Throws Made	0, Charleston Southern (11/26/04)*
Free Throws Attempted	0, Charleston Southern (11/26/04)*
Free Throw Percentage	0.0% (0-0), Charleston Southern (11/26/04)*
Total Rebounds	19, Winston-Salem St. (11/29/06)*
Offensive Rebounds	3, Army (12/19/04)*
	3, West Virginia (2/1/06)
Defensive Rebounds	12, Georgetown (2/27/10)
	12, Marquette (1/22/11)*
Assists	4, USF (1/10/12)*
Steals	1, on five occasions
Blocked Shots	0, on 12 occasions
Turnovers	3, Marquette (1/26/09)*
	3, Connecticut (3/5/11)
Fouls	7, Connecticut (1/24/09)*
	7, Connecticut (2/28/09)

* - Indicates games played at Purcell Pavilion (Notre Dame, Ind.)

Notre Dame Highs and Lows in a BIG EAST Game

Notre Dame – BIG EAST Team Game Highs (1st Half)

Points	61 vs. Syracuse (1/30/07)
Field Goals Made	24 vs. Syracuse (1/30/07)
Field Goals Attempted	43 vs. Syracuse (1/30/07)
Field Goal Percentage	75.0% (18-24) vs. West Virginia (1/9/10)*
3 PT Field Goals Made	11, on three occasions
3 PT Field Goals Attempted	22 vs. Pittsburgh (1/31/09)
3 PT Field Goals Percentage	85.7% (6-7) vs. West Virginia (1/9/10)*
Free Throws Made	13 vs. Seton Hall (2/11/10)
Free Throws Attempted	19 vs. Villanova (1/27/10)
Free Throw Percentage	100.0% on 13 occasions
Total Rebounds	29 vs. Connecticut (1/5/08)
Offensive Rebounds	14 vs. Providence (2/19/05)
Defensive Rebounds	23 vs. Louisville (2/12/09)*
Assists	17 vs. West Virginia (1/9/10)*
Steals	7 on four occasions
Blocked Shots	7 vs. Connecticut (2/9/04)*
	7 vs. West Virginia (1/19/05)
Turnovers	14 vs. St. John's (1/16/11)
Fouls	13 vs. St. John's (1/16/11)

Notre Dame – BIG EAST Team Game Highs (2nd Half)

Points	68 vs. Georgetown (4OT) (2/9/02)
Field Goals Made	24 vs. Pittsburgh (1/4/06)
Field Goals Attempted	63 vs. Georgetown (4OT) (2/9/02)
Field Goal Percentage	72.0% vs. Pittsburgh (12/27/11)
3 PT Field Goals Made	11 vs. St. John's (3/6/04)
3 PT Field Goals Attempted	24 vs. Pittsburgh (1/4/06)
3 PT Field Goals Percentage	71.4% (6-8) vs. Connecticut (2/21/05)
Free Throws Made	27 vs. Seton Hall (2/18/06)
Free Throws Attempted	30 vs. Seton Hall (2/18/06)
	30 vs. Rutgers (2/6/11)*
Free Throw Percentage	100.0% on three occasions
Total Rebounds	34 vs. Seton Hall (1/8/01)
Offensive Rebounds	18 vs. Seton Hall (1/8/01)
Defensive Rebounds	27 vs. Georgetown (3/4/04)*
Assists	14 vs. Cincinnati (1/15/08)*
Steals	6 vs. Villanova (1/17/07)
Blocked Shots	5 vs. Georgetown (2/27/10)
Turnovers	13 vs. Marquette (1/12/08)
Fouls	26 vs. Pittsburgh (1/4/06)

Notre Dame – BIG EAST Team Game Highs (Total)

Points	116 vs. Georgetown (4OT) (2/9/02)
Field Goals Made	41 vs. Georgetown (4OT) (2/9/02)
Field Goals Attempted	94 vs. Georgetown (4OT) (2/9/02)
Field Goal Percentage	66.7% (34-51) vs. Pittsburgh (1/30/02)*
3 PT Field Goals Made	20 vs. Villanova (2/28/11)*#
3 PT Field Goals Attempted	36 vs. Pittsburgh (1/4/06)
3 PT Field Goals Percentage	62.5% (20-32) vs. Villanova (2/28/11)*
Free Throws Made	34 vs. Cincinnati (1/15/08)*
Free Throws Attempted	42 vs. Cincinnati (1/15/08)*
Free Throw Percentage	100.0% (19-19) vs. Villanova (1/14/03)*#
Total Rebounds	64 vs. Georgetown (4OT) (2/9/02)
Offensive Rebounds	24 vs. Seton Hall (1/8/01)
Defensive Rebounds	35 vs. Louisville (2/12/09)*
Assists	25 vs. Cincinnati (2/4/10)*
Steals	10 on six occasions
Blocked Shots	9 vs. Connecticut (2/9/04)*
Turnovers	26 vs. Pittsburgh (2/8/00)
Fouls	32 vs. Pittsburgh (1/4/06)

*Indicates game played at the Purcell Pavilion, Notre Dame, Ind.

#Indicates school record

Notre Dame – BIG EAST Team Game Lows (1st Half)

Points	17 vs. Connecticut (3/3/10)*
Field Goals Made	4 vs. St. John's (1/16/11)
Field Goals Attempted	14 vs. St. John's (1/16/11)
Field Goal Percentage	18.8% (6-32) vs. Connecticut (2/21/04)
3 PT Field Goals Made	0 vs. West Virginia (1/7/04)
	0 vs. Connecticut (1/12/99)
3 PT Field Goals Attempted	5 on three occasions
3 PT Field Goals Percentage	8.3% (1-12) vs. Providence (1/21/03)
Free Throws Made	0 on nine occasions
Free Throws Attempted	0 on seven occasions
Free Throw Percentage	0.0% on nine occasions
Total Rebounds	9 vs. Pittsburgh (3/11/10)
Offensive Rebounds	0 on four occasions
Defensive Rebounds	6 vs. Louisville (2/17/10)
Assists	1 vs. Villanova (1/27/07)*
Steals	0 on eight occasions
Blocked Shots	0 on 20 occasions
Turnovers	0 vs. DePaul (1/23/10)*
Fouls	2 on three occasions

Notre Dame – BIG EAST Team Game Lows (2nd Half)

Points	18 vs. Pittsburgh (3/11/10)
Field Goals Made	5 vs. West Virginia (1/9/10)*
	5 vs. Pittsburgh (3/11/10)
Field Goals Attempted	13 vs. Pittsburgh (3/11/10)*
Field Goal Percentage	26.3% (5-19) vs. West Virginia (1/9/10)*
3 PT Field Goals Made	0 on four occasions
3 PT Field Goals Attempted	2 vs. Rutgers (2/6/11)*
3 PT Field Goals Percentage	0.0% on four occasions
Free Throws Made	0 vs. Pittsburgh (1/12/04)
Free Throws Attempted	2 on four occasions
Free Throw Percentage	0.0% (0-2) vs. Pittsburgh (1/12/04)
Total Rebounds	7 vs. Rutgers (3/1/03)
Offensive Rebounds	2 vs. Connecticut (3/3/10)*
	2 vs. St. John's (1/8/11)*
Defensive Rebounds	4 vs. Rutgers (3/1/03)
Assists	2 on three occasions
Steals	0 on 10 occasions
Blocked Shots	0 on 20 occasions
Turnovers	0 vs. West Virginia (3/10/04)
	0 vs. Cincinnati (3/10/11)
Fouls	3 vs. West Virginia (1/7/04)*
	3 vs. Pittsburgh (2/24/10)*

Notre Dame – BIG EAST Team Game Lows (Total)

Points	48 vs. Georgetown (1/6/07)
Field Goals Made	13 vs. Rutgers (3/1/03)
Field Goals Attempted	34 vs. Pittsburgh (3/11/10)
Field Goal Percentage	29.7% (19-64) vs. Connecticut (2/21/04)
3 PT Field Goals Made	0 vs. Connecticut (1/12/99)
3 PT Field Goals Attempted	6 vs. Seton Hall (2/6/99)
3 PT Field Goals Percentage	10.5% vs. Rutgers (2/14/02)
Free Throws Made	1 vs. Connecticut (2/28/09)
Free Throws Attempted	4 vs. Pittsburgh (3/8/01)
	4 vs. Connecticut (1/24/09)*
Free Throw Percentage	20.0% (1-5) vs. Connecticut (2/28/09)
Total Rebounds	21 vs. Rutgers (3/1/03)
Offensive Rebounds	4 on three occasions
Defensive Rebounds	16 vs. Pittsburgh (1/24/11)
	16 vs. Connecticut (1/14/12)*
Assists	7 vs. Rutgers (3/1/03)
	7 vs. Pittsburgh (3/8/01)
Steals	1 vs. Marquette (1/26/09)*
	1 vs. Cincinnati (2/4/09)
Blocked Shots	0 on three occasions
Turnovers	2 vs. DePaul (1/23/10)*
Fouls	6 vs. West Virginia (1/7/04)*

*Indicates game played at the Purcell Pavilion, Notre Dame, Ind.

#Indicates school record

Opponent Highs and Lows in a BIG EAST Game

Opponent – BIG EAST Team Game High (1st Half)

Points	54, Connecticut (1/12/99)
Field Goals Made	22, Syracuse (3/4/03)*
Field Goals Attempted	44, Georgetown (3/4/01)*
Field Goal Percentage	65.2% (15-23), Providence (2/21/96)*
3 PT Field Goals Made	9 on three occasions
3 PT Field Goals Attempted	19, West Virginia (2/2/00)*
3 PT Field Goals Percentage	100.0% (5-5), Connecticut (2/8/97)*
Free Throws Made	21, Connecticut (1/12/99)
Free Throws Attempted	23, Connecticut (1/12/99)
Free Throw Percentage	100.0% on 13 occasions
Total Rebounds	33, Connecticut (2/21/04)
Offensive Rebounds	14, Georgetown (3/8/03)
Defensive Rebounds	21, on three occasions
Assists	15, Seton Hall (2/11/10)
Steals	9, Marquette (1/12/08)
Blocked Shots	10, Connecticut (2/21/04)
Turnovers	14, Pittsburgh (1/6/03)
Fouls	15, Villanova (1/27/10)

Opponent – BIG EAST Team Game High (2nd Half)

Points	68, Georgetown (4OT) (2/9/02)
Field Goals Made	23, Georgetown (4OT) (2/9/02)
Field Goals Attempted	60, Georgetown (4OT) (2/9/02)
Field Goal Percentage	66.7% (20-30), Pittsburgh (3/5/05)*
3 PT Field Goals Made	9, on three occasions
3 PT Field Goals Attempted	20, Miami (2/23/02)
3 PT Field Goals Percentage	83.3% (5-6), Boston College (3/1/97)
Free Throws Made	24, Pittsburgh (1/4/06)
Free Throws Attempted	39, Pittsburgh (1/4/06)
Free Throw Percentage	100.0% on four occasions
Total Rebounds	31, Syracuse (2/24/08)*
Offensive Rebounds	16, Syracuse (2/24/08)*
Defensive Rebounds	26, Connecticut (2/21/04)
Assists	19, Pittsburgh (1/4/06)
Steals	8, Marquette (1/12/08)
Blocked Shots	11, Georgetown (4 OT) (2/9/02)
Turnovers	10, Rutgers (1/31/04)
Fouls	20, Seton Hall (2/18/06)
	20, Rutgers (2/6/11)*

Opponent – BIG EAST Team Game High (Total)

Points	111, Georgetown (2/9/02)
Field Goals Made	41, Syracuse (3/4/03)*
Field Goals Attempted	87, Georgetown (1/7/97)
Field Goal Percentage	56.5% (34-60), Syracuse (1/17/04)*
3 PT Field Goals Made	14, Syracuse (1/16/00)
3 PT Field Goals Attempted	37, West Virginia (1/9/10)*
3 PT Field Goals Percentage	71.4% (5-7), Seton Hall (2/5/03)
Free Throws Made	35, Louisville (2OT) (2/10/10)
Free Throws Attempted	46, Pittsburgh (1/4/06)
Free Throw Percentage	100% (11-11), Connecticut (3/5/11)*
Total Rebounds	59, Connecticut (2/21/04)
Offensive Rebounds	32, Georgetown (1/7/97)
Defensive Rebounds	42, Connecticut (1/24/09)*
Assists	30, Pittsburgh (1/4/06)
Steals	24, Georgetown (2/10/99)*
Blocked Shots	19, Connecticut (OT) (2/21/06)
Turnovers	23, Villanova (1/6/02)*
Fouls	33, West Virginia (2/11/97)*

Opponent – BIG EAST Team Game Lows (1st Half)

Points	16, Georgetown (3/4/04)*
Field Goals Made	6, Georgetown (2/16/05)*
	6, USF (2/12/11)
Field Goals Attempted	18, Georgetown (2/27/10)
Field Goal Percentage	20.0% (6-30), USF (2/12/11)
3 PT Field Goals Made	0 on 12 occasions
3 PT Field Goals Attempted	2, Georgetown (2/1/03)*
3 PT Field Goals Percentage	0.0% on 12 occasions
Free Throws Made	0 on 10 occasions
Free Throws Attempted	0, on five occasions
Free Throw Percentage	0.0% on 10 occasions
Total Rebounds	7, Georgetown (2/27/10)
Offensive Rebounds	0, Virginia Tech (1/20/04)
Defensive Rebounds	5, Pittsburgh (2/24/10)*
Assists	2 on three occasions
Steals	0 on seven occasions
Blocked Shots	0 on 15 occasions
Turnovers	1 on five occasions*
Fouls	1, DePaul (12/31/08)
	1, West Virginia (3/12/10)

Opponent – BIG EAST Team Game Lows (2nd Half)

Points	16, Pittsburgh (3/11/10)*
Field Goals Made	5, West Virginia (1/9/02)
Field Goals Attempted	17, Boston College (1/9/96)
Field Goal Percentage	22.7%, West Virginia (1/9/02)
3 PT Field Goals Made	0, on three occasions
3 PT Field Goals Attempted	2, Connecticut (2/28/09)
3 PT Field Goals Percentage	0.0% on three occasions
Free Throws Made	0, on four occasions
Free Throws Attempted	0, Pittsburgh (1/29/97)
Free Throw Percentage	0, St. John's (1/23/07)
Total Rebounds	6, Marquette (3/6/10)
Offensive Rebounds	0, Marquette (3/6/10)
Defensive Rebounds	3, Virginia Tech (2/22/03)*
	3, Marquette (1/22/11)*
Assists	1, Pittsburgh (3/11/10)
Steals	0, on six occasions
Blocked Shots	0, on 14 occasions
Turnovers	0, West Virginia (3/10/04)
Fouls	0, Pittsburgh (1/31/09)
	2, Connecticut (2/21/05)

Opponent – BIG EAST Team Game Lows (Total)

Points	45, Pittsburgh (3/11/10)*
Field Goals Made	17 on four occasions
Field Goals Attempted	40, Syracuse (2/5/05)
Field Goal Percentage	28.1% (18-64), Georgetown (3/4/04)*
3 PT Field Goals Made	1 on four occasions
3 PT Field Goals Attempted	7, Seton Hall (2/5/03)
3 PT Field Goals Percentage	7.1% (1-14), Pittsburgh (12/27/11)*
Free Throws Made	1, DePaul (2/2/08)*
	1, Rutgers (2/25/09)*
Free Throws Attempted	3, Connecticut (2/12/00)*
	3, DePaul (2/2/08)*
Free Throw Percentage	20.0% (1-5), Rutgers (2/25/09)*
Total Rebounds	20, Georgetown (2/27/10)
Offensive Rebounds	4, West Virginia (2/18/03)
Defensive Rebounds	12, Georgetown (2/27/10)
	12, Marquette (1/22/11)
Assists	4, USF (1/10/12)*
Steals	1, Connecticut (3/11/04)
Blocked Shots	0 on four occasions
Turnovers	3, Marquette (1/26/09)*
	3, Connecticut (3/5/11)
Fouls	7, Connecticut (1/24/09)*
	7, Connecticut (2/28/09)

* Indicates game played at the Purcell Pavilion, Notre Dame, Ind.

The Last Time ...

Notre Dame recorded a ...

30-Point win..... was on 12/19/11 - ND 106, Sacred Heart 65 (41 points)*
40-Point win..... was on 12/19/11 - ND 106, Sacred Heart 65 (41 points)*
50-Point win..... was on 12/28/06 - ND 101, Rider 51 (50 points)
30-Point loss..... was on 1/7/99 - ND 62, Villanova 93 (31 points)*

Notre Dame shot ...

60% on FGs was on 12/19/11 - 61.4% (35-57) vs. Sacred Heart (ND 106 - Sacred Heart 65)*
65% on FGs was on 1/30/02 - 66.7% (34-51) vs. Pittsburgh (ND 89 - Pittsburgh 76)*
90% on FTs was on 12/10/11 - 93.3% (14-15) vs. Dartmouth (ND 65 - Dartmouth 47)*

Notre Dame ...

Won 10 games in a row..... was from 11/24/07 thru 1/5/08 (10 straight)
Won 15 games in a row..... was from 12/31/53 thru 3/9/54 (18 straight)
Won 20 games in a row..... never
Lost 5 games in a row..... was from 1/12/09 thru 2/7/09 (7 straight)
Scored 100 points..... was on 12/19/11 (ND 106 - Sacred Heart 65)*
- Scored 100 points on the road was on 2/21/09 (ND 103 - Providence 84)
- Scored 100 points at a neutral site..... was on 3/12/78 (ND 100 - Houston 77) (NCAA First Round, Tulsa, OK)
- Scored 100 points and lost..... was on 3/20/71 (ND 106 - Houston 119) (NCAA Regional Semi-finals at Wichita, KS)
Allowed 100 points was on 11/26/08 vs. North Carolina (ND 87 - North Carolina 102)
Scored less than 50 points was on 3/22/08 vs. Washington State (ND 41 - Washington State 61)
Allowed less than 50 points was on 1/10/12 vs. USF (ND 60 - USF 49)*
Played an Overtime Game..... was on 1/7/12 (2OT) vs. Louisville (ND 67 - Louisville 65)
- Played in a Multi-Overtime Game..... was on 1/7/12 (2OT) vs. Louisville (ND 67 - Louisville 65)
Won on a "last second" shot was on 3/19/09 vs. New Mexico (ND 70 - New Mexico 68 - Tory Jackson layup at 00:02)*
Had 5 double figure scorers. was on 12/19/11 vs. Sacred Heart (ND 106 - Sacred Heart 65) Jack Cooley 19, Jerian Grant 15, Eric Atkins 13, Alex Dragicevich 12, Joey Brooks 12*
Had 6 double figure scorers..... was on 2/12/11 vs. USF (ND 78 - USF 55) Jack Cooley 18, Carleton Scott 13, Ben Hansbrough 12, Tim Abromaitis 12, Ty Nash 10, Scott Martin 10
Had 7 double figure scorers never
Had two double-figure rebounders was on 1/7/12 vs. Louisville (2OT) (ND 67 - Louisville 65) Scott Martin 12, Jack Cooley 10
Had two players with double-doubles was on 1/7/12 vs. Louisville (2OT) (ND 67 - Louisville 65) Jack Cooley (18 pts, 10 rebs), Scott Martin (11 pts, 12 rebs.)
Had three players with double-doubles ..was on 11/17/10 vs. Chicago State (ND 102 - Chicago State 62) Tim Abromaitis (21 pts, 10 rebs), Carleton Scott (17 pts, 11 rebs), Tyrone Nash (11 pts, 10 rebs)*
Had two 30-point scorers was on 2/28/11 vs. Villanova (ND 93 - Villanova 72) Ben Hansbrough - 30, Tim Abromaitis - 30*
Had two 20-point scorers was on 12/8/11 vs. Maine (ND 87 - Maine 78) Eric Atkins - 26, Jack Cooley - 22*
Had three 20-point scorers was on 3/8/07 vs. Syracuse (ND 89 - Syracuse 83) Russell Carter 24, Luke Harangody 20, Colin Falls 23
Made 10 three-point field goals was on 11/27/11 vs. Bryant - 11-25 (44.0%) (ND 84 - Bryant 59)*
Made 20 three-point field goals was on 2/28/11 vs. Villanova - 20-32 (62.5%) (ND 93 - Villanova 72)*
Committed 10 turnovers or less was on 1/14/12 - 8 turnovers vs. Connecticut (ND 53 - Connecticut 67)*
Committed 5 turnovers or less was on 12/19/11 - 4 turnovers vs. Sacred Heart (ND 106 - Sacred Heart 65)*
Committed 25 turnovers was on 2/8/00 - 26 turnovers vs. Villanova (ND 69 - Villanova 86)
Forced 25 turnovers was on 11/16/01 - 30 turnovers vs. New Hampshire (ND 95 - New Hampshire 53)

An Irish player had ...

25+ points was on 12/8/11 - Eric Atkins (26) vs. Maine (ND 87 - Maine 78)*
30+ points was on 2/28/11 - Ben Hansbrough (30), Tim Abromaitis (30) vs. Villanova (ND 93 - Villanova 72)*
35+ points was on 2/4/10 - Luke Harangody (37) vs. Cincinnati (ND 83 - Cincinnati 65)*
40+ points was on 2/28/08 - Luke Harangody (40) vs. Louisville (ND 85 - Louisville 90)
50+ points never
15 or more rebounds was on 11/18/11 - Jack Cooley (17) vs. Delaware State (ND 93 - Delaware State 69)*
20 rebounds was on 3/22/08 - Luke Harangody (22) vs. Washington State (ND 41 - Washington State 61)
a "double-double" was on 1/10/12 - Scott Martin (15 pts., 13 rebs.) vs. USF (ND 60 - USF 49)*
a "triple-double" was on 11/16/01 - Chris Thomas (24 pts, 11 ast, 11 steals) vs. New Hampshire (ND 99 - New Hampshire 53)*
20 points and 10 rebounds was on 12/8/11 - Jack Cooley (22 pts., 14 rebs.) vs. Maine (ND 87 - Maine 78)*
20 points and 20 rebounds was on 1/8/01 - Troy Murphy (25 pts, 20 rebs) vs. Seton Hall (ND 76 - Seton Hall 78)
10 assists was on 2/28/11 - Ben Hansbrough (10) vs. Villanova (ND 93 - Villanova 72)*
10 blocks was on 11/17/02 - Jordan Cornette (11) vs. Belmont (ND 76 - Belmont 48)*#
10 steals was on 11/16/01 - Chris Thomas (11) vs. New Hampshire (ND 99, New Hampshire 53)*#

An opposing player had ...

25+ points was on 12/8/11 - Gerald McLemore (27), Maine (ND 87 - Maine 78)*
30+ points was on 12/4/11 - Terrell Stoglin (31), Maryland (ND 71 - Maryland 78)
35+ points was on 2/23/11 - Marshon Brooks (52), Providence (ND 94 - Providence 93)
40+ points was on 2/23/11 - Marshon Brooks (52), Providence (ND 94 - Providence 93)
50+ points was on 2/23/11 - Marshon Brooks (52), Providence (ND 94 - Providence 93)
15 rebounds was on 11/30/11 - Elias Harris (15), Gonzaga (ND 53 - Gonzaga 73)
20 rebounds was on 1/31/09 - DeJuan Blair (22), Pittsburgh (ND 80 - Pittsburgh 93)
a "double-double" was on 1/14/12 - Andre Drummond (10 pts., 13 rebs.), Connecticut (ND 53 - Connecticut 67)*
a "triple-double" was on 2/21/06 - Marcus Williams (18 pts, 10 rebs, 13 asts) Connecticut (ND 74 - Connecticut 75 - OT)
20 points and 10 rebounds was on 1/2/10 - Stanley Robinson (22 pts., 16 rebs.), Connecticut (ND 70 - Connecticut 82)
20 points and 20 rebounds was on 1/31/09 - DeJuan Blair (23 pts., 22 rebs.), Pittsburgh (ND 80 - Pittsburgh 93)
10 assists was on 2/11/10 - Eugene Harvey (10), Seton Hall (ND 87 - Seton Hall 90)
10 blocks was on 1/5/08 - Hasheem Thabeet (10), Connecticut (ND 73 - Connecticut 67)*
10 steals was on 1/29/89 - Mark Macon (11), Temple (ND 64 - Temple 60)*

*indicates Notre Dame home game; #school record; @Purcell Pavilion record

The Last Time in a BIG EAST Game ...

Notre Dame Recorded a ...

30-Point win was on 3/10/11 - ND 89, Cincinnati 51 (38 points)
 40-Point win never
 50-Point win never
 30-Point loss was on 1/7/99 - ND 62, Villanova 93 (31 points)

Notre Dame Shot ...

60% on FGs was on 1/6/01 - 60.8% (31-51) vs. Rutgers (ND 87 - Rutgers 80)*
 65% on FGs was on 1/30/02 - 66.7% (34-51) vs. Pittsburgh (ND 89 - Pittsburgh 76)*
 90% on FTs was on 1/30/10 - 90.0% (9-10) vs. Rutgers (ND 73 - Rutgers 74)

Notre Dame ...

Won 5 BIG EAST games in a row was from 2/23/11 thru 3/11/11 (5 straight)
 Won 10 BIG EAST games in a row never
 Lost 5 BIG EAST games in a row was from 1/12/09 thru 2/4/09 - (6 straight)
 Scored 100 points was on 2/21/09 (ND 103 - Providence 84)
 - Scored 100 points on the road was on 2/21/09 (ND 103 - Providence 84)
 - Scored 100 points on the neutral site never
 - Scored 100 points and lost never
 Allowed 100 points was on 1/17/07 vs. Villanova (ND 87 - Villanova 102)
 Scored less than 50 points was on 1/6/07 vs. Georgetown (ND 48 - Georgetown 66)
 Allowed less than 50 points was on 1/10/12 vs. USF (ND 60 - USF 49)*
 Played an Overtime Game was on 1/7/12 (2OT) vs. Louisville (ND 67 - Louisville 65)
 - Played in a Multi-Overtime Game was on 1/7/12 (2OT) vs. Louisville (ND 67 - Louisville 65)
 Won on a "last second" shot was on 2/9/03 vs. Pittsburgh (ND 66 - Pittsburgh 64 - Torin Francis layup at 00:00.6)*
 Had 5 double figure scorers was on 3/11/11 vs. Louisville (OT) (ND 77 - Louisville 83) Scott Martin 21, Tim Abromaitis 16, Ben Hansbrough 13, Ty Nash 13, Carleton Scott 10
 Had 6 double figure scorers was on 2/12/11 vs. USF (ND 78 - USF 55) Jack Cooley 18, Carleton Scott 13, Ben Hansbrough 12, Tim Abromaitis 12, Ty Nash 10, Scott Martin 10
 Had 7 double figure scorers never
 Had two double-figure rebounders was on 1/7/12 vs. Louisville (2OT) (ND 67 - Louisville 65) Scott Martin 12, Jack Cooley 10
 Had two players with double-doubles was on 1/7/12 vs. Louisville (2OT) (ND 67 - Louisville 65) Jack Cooley (18 pts, 10 rebs), Scott Martin (11 pts, 12 rebs.)
 Had three players with double-doubles ... was on 1/23/10 vs. DePaul (ND 87 - DePaul 77) Luke Harangody (24 pts, 11 rebs), Ben Hansbrough (15 pts, 10 rebs), Tyrone Nash (13 pts, 10 rebs)*
 Had four players with double-doubles was on 2/9/02 vs. Georgetown (Notre Dame 116, Georgetown 111 - 4OT) - Matt Carroll (30 pts, 10 rebs), Ryan Humphrey (23 pts, 14 rebs), Chris Thomas (22 pts, 12 asts.), Harold Swanagan (11 pts, 10 reb.)
 Had two 30-point scorers was on 2/28/11 vs. Villanova (ND 93 - Villanova 72) Ben Hansbrough - 30, Tim Abromaitis - 30*
 Had two 20-point scorers was on 2/28/11 vs. Villanova (ND 93 - Villanova 72) Ben Hansbrough - 30, Tim Abromaitis - 30*
 Had three 20-point scorers was on 3/8/07 vs. Syracuse (ND 89 - Syracuse 83) - Russell Carter 24, Luke Harangody 20, Colin Falls 23
 Made 10 three-point field goals was on 2/28/11 vs. Villanova - 20-32 (62.5%) (ND 93 - Villanova 72)*
 Made 20 three-point field goals was on 2/28/11 vs. Villanova - 20-32 (62.5%) (ND 93 - Villanova 72)*
 Committed 10 turnovers or less was on 1/14/12 - 8 turnovers vs. Connecticut (ND 53 - Connecticut 67)*
 Committed 5 turnovers or less was on 3/10/11 - 5 turnovers vs. Cincinnati (ND 89 - Cincinnati 51)
 Committed 25 turnovers was on 2/8/00 - 26 turnovers vs. Villanova (ND 69 - Villanova 86)
 Forced 25 turnovers never

An Irish player had ...

25+ points was on 2/28/11 - Ben Hansbrough (30), Tim Abromaitis (30) vs. Villanova (ND 93 - Villanova 72)*
 30+ points was on 2/28/11 - Ben Hansbrough (30), Tim Abromaitis (30) vs. Villanova (ND 93 - Villanova 72)*
 35+ points was on 2/4/10 - Luke Harangody (37) vs. Cincinnati (ND 83 - Cincinnati 65)*
 40+ points was on 2/28/08 - Luke Harangody (40) vs. Louisville (ND 85 - Louisville 90)
 50+ points never
 15 or more rebounds was on 2/7/10 - Luke Harangody (15) vs. USF (ND 65 - USF 62)*
 20 rebounds was on 1/8/01 - Troy Murphy (20) vs. Seton Hall (ND 76 - Seton Hall 78)
 a "double-double" was on 1/10/12 - Scott Martin (15 pts., 13 rebs.) vs. USF (ND 60 - USF 49)*
 a "triple-double" never
 20 points and 10 rebounds was on 2/4/10 - Luke Harangody (37 pts., 14 rebs.) vs. Cincinnati (ND 83 - Cincinnati 65)*
 20 points and 10 rebounds was on 3/10/10 - Luke Harangody (20 pts., 10 rebs.) vs. Seton Hall (ND 68 - Seton Hall 56)
 10 assists was on 2/28/11 - Ben Hansbrough (10) vs. Villanova (ND 93 - Villanova 72)*
 10 blocks never
 10 steals never

An opposing player had ...

25+ points was on 3/5/11 - Kemba Walker (34), Connecticut (ND 70 - Providence 67)
 30+ points was on 3/5/11 - Kemba Walker (34), Connecticut (ND 70 - Providence 67)
 35+ points was on 2/23/11 - Marshon Brooks (52), Providence (ND 94 - Providence 93)
 40+ points was on 2/23/11 - Marshon Brooks (52), Providence (ND 94 - Providence 93)
 50+ points was on 2/23/11 - Marshon Brooks (52), Providence (ND 94 - Providence 93)
 15 rebounds was on 1/2/10 - Stanley Robinson (16), Connecticut (ND 70 - Connecticut 82)
 20 rebounds was on 1/31/09 - DeJuan Blair (22), Pittsburgh (ND 80 - Pittsburgh 93)
 a "double-double" was on 1/14/12 - Andre Drummond (10 pts., 13 rebs.), Connecticut (ND 53 - Connecticut 67)*
 a "triple-double" was on 2/21/06 - Marcus Williams (18 pts, 10 rebs, 13 asts), Connecticut (ND 74 - Connecticut 75 - OT)
 20 points and 10 rebounds was on 1/2/10 - Stanley Robinson (22 pts., 16 rebs.), Connecticut (ND 70 - Connecticut 82)
 20 points and 20 rebounds was on 1/31/09 - DeJuan Blair (23 pts., 22 rebs.), Pittsburgh (ND 80 - Pittsburgh 93)
 10 assists was on 2/11/10 - Eugene Harvey (10), Seton Hall (ND 87 - Seton Hall 90)
 10 blocks was on 1/5/08 - Hasheem Thabeet (10), Connecticut (ND 73 - Connecticut 67)*
 10 steals never

Note: Notre Dame began playing as a member of the BIG EAST Conference in 1995-96.

* indicates Notre Dame home game; @ indicates Purcell Pavilion record; # indicates school record



0 Eric Atkins

Sophomore • Guard
6-1 • 182
Columbia, Md. • Mount Saint Joseph

Career Games With:

Double Figure Points	18
20-Plus Points	3
30-Plus Points	N/A
10-Plus Rebounds	N/A
10-Plus Assists	N/A
Double-Double	N/A

Season and Career Bests

Points	Season 27 (vs. MVSU 11/12/11) Career 27 (vs. MVSU 11/12/11)	FG's	Season 9 (vs. Maine 12/8/11) Career 9 (vs. Maine 12/8/11)
Rebounds	Season 8 (vs. Louisville 1/7/12) Career 8 (vs. Louisville 1/7/12)	3PT FG's	Season 5 (vs. Maine 12/8/11) Career 5 (vs. Maine 12/8/11)
Assists	Season 9 (on two occasions) Career 9 (on two occasions)	FT's	Season 12 (vs. MVSU 11/12/11) Career 12 (vs. MVSU 11/12/11)
Steals	Season 3 (on two occasions) Career 3 (on four occasions)	Minutes	Season 50 (vs. Louisville 1/7/12) Career 50 (vs. Louisville 1/7/12)
Blocks	Season -- Career 1 (vs. Maine 11/22/10)		

2011-12 Honors, Awards & Accomplishments

- Named co-captain prior to start of BIG EAST play
- Reached double-figure points in 11 games this season, three times eclipsing 20 points
- Set career highs in points (27) and FT's (12) in opener against Mississippi Valley State (11/12/11)
- Missed Sam Houston State (11/16/11) and Delaware State (11/18/11) games with illness, the first missed games of Irish career
- Dished out career high nine assists against Bryant (11/27/11)
- Career highs in FG's (9) and 3FG's (5) against Maine (12/8/11)
- Grabbed career high 8 rebounds over a career best 50 minutes of play in 2OT win over Louisville (1/7/12)

Game-By-Game Stats

	Start	FG-A	3P-A	FT-A	Reb	PF	TP	A	TO	BK	S	Min
Mississippi Valley State	*	6-7	3-3	12-12	4	3	27	6	4	0	1	37
Detroit	*	4-9	0-2	5-8	2	1	13	4	3	0	0	39
Sam Houston State												DNP - illness
Delaware State												DNP - illness
Missouri	*	2-8	1-1	2-2	1	3	7	1	3	0	0	32
Georgia	*	4-8	1-1	3-4	2	3	12	1	4	0	2	38
Bryant	*	5-10	3-4	5-7	4	0	18	9	2	0	2	36
Gonzaga	*	2-9	0-3	2-2	3	2	6	1	6	0	3	31
Maryland	*	5-16	3-7	3-4	2	3	16	2	1	0	0	40
Maine	*	9-15	5-7	3-4	2	0	26	6	1	0	0	40
Dartmouth	*	0-8	0-3	0-0	4	1	0	3	1	0	1	33
Indiana	*	5-12	0-0	5-6	2	1	15	2	2	0	3	40-
Sacred Heart	*	4-7	1-3	4-6	4	1	13	9	0	0	2	29
Pittsburgh	*	5-8	0-1	5-7	5	2	15	4	0	0	2	40
Cincinnati	*	3-10	2-5	0-0	3	1	8	2	2	0	2	40-
Louisville	*	4-16	1-7	6-8	8	3	15	1	3	0	0	50
South Florida	*	0-2	0-0	0-1	1	2	0	3	3	0	2	39
Connecticut	*	8-15	4-7	0-1	3	2	20	2	2	0	0	40-
Rutgers												
Syracuse												
Seton Hall												
Connecticut												
Marquette												
West Virginia												
DePaul												
Rutgers												
Villanova												
West Virginia												
St. John's												
Georgetown												
Providence												

Career Stats vs. The BIG EAST


Opponent	GP-GS	Min.	FG-A	3PT-A	FT-A	Reb.	A	PF	B	S	Pts.
Cincinnati	3-2	94	6-18	3-7	6-6	8/2.7	8	5	0	2	23/7.7
Connecticut	3-2	100	12-27	6-13	3-8	4/1.3	10	5	0	4	33/8.3
DePaul	1-0	21	2-3	1-2	1-1	2/2.0	3	0	0	0	6/6.0
Georgetown	1-0	19	0-2	0-1	0-0	1/1.0	2	4	0	0	0/0.0
Louisville	3-1	89	5-20	1-8	6-8	9/3.0	8	7	0	2	17/5.7
Marquette	2-1	57	9-15	3-8	6-7	1/0.5	4	4	0	3	27/13.5
Pittsburgh	2-1	62	6-9	0-1	5-7	5/2.5	5	2	0	3	17/8.5
Providence	1-0	17	0-0	0-0	3-4	1/1.0	0	2	0	0	3/3.0
Rutgers	1-0	23	2-4	0-0	1-2	2/2.0	6	3	0	2	5/5.0
St. John's	2-2	77	3-8	2-5	8-10	1/0.5	11	6	0	3	16/8.0
Seton Hall	1-0	16	0-1	0-0	0-0	0/0.0	1	2	0	0	0/0.0
USF	2-1	56	0-6	0-1	0-1	1/0.5	10	2	0	3	0/0.0
Syracuse	1-0	16	1-5	1-3	0-0	1/1.0	2	2	0	2	3/3.0
Villanova	1-0	19	1-1	1-1	2-3	0/0.0	1	2	0	0	5/5.0
West Virginia	1-0	21	0-2	0-0	0-0	1/1.0	3	3	0	0	0/0.0

Career Statistics

Season	GP-GS	Min	Avg	FG-A	Pct	3FG-A	Pct	FT-A	Pct	O-D-TOT	Avg	PF-FO	Ast	TO	Blk	Stl	Pts	Avg
2010-11	34-6	863	25.4	61-150	.407	23-66	.348	53-76	.697	16-46-62	1.8	60-0	110	43	1	21	198	5.8
2011-12	16-16	604	37.8	66-160	.413	24-54	.444	55-72	.764	14-36-50	3.1	28-0	56	37	0	20	211	13.2
TOTAL	50-22	1467	29.3	127-310	.410	47-120	.392	108-148	.730	30-82-112	2.2	88-0	166	80	1	41	409	8.2

Career BIG EAST Statistics

Season	GP-GS	Min	Avg	FG-A	Pct	3FG-A	Pct	FT-A	Pct	O-D-TOT	Avg	PF-FO	Ast	TO	Blk	Stl	Pts	Avg
2010-11	18-5	447	24.8	27-64	.422	11-29	.379	28-38	.737	4-11-15	0.8	34-0	60	22	0	18	93	5.2
2011-12	5-5	209	41.8	20-51	.392	7-20	.350	11-17	.647	7-13-20	4.0	10-0	12	10	0	6	58	11.6
TOTAL	23-10	656	28.5	47-115	.409	18-49	.367	39-55	.709	11-24-35	1.5	44-0	72	32	0	24	151	6.6



4 Patrick Crowley

Sophomore • Guard
6-3 • 190
Los Gatos, Calif. • St. Francis

Career Games With:

Double Figure Points.....	N/A
20-Plus Points.....	N/A
30-Plus Points.....	N/A
10-Plus Rebounds.....	N/A
10-Plus Assists.....	N/A
Double-Double.....	N/A

Season and Career Bests

Points		FG's	
Season	5 (vs. Sacred Heart 12/19/11)	Season	2 (vs. Sacred Heart 12/19/11)
Career	5 (vs. Sacred Heart 12/19/11)	Career	2 (vs. Sacred Heart 12/19/11)
Rebounds		3PT FG's	
Season	1 (on two occasions)	Season	1 (vs. Sacred Heart 12/19/11)
Career	1 (on two occasions)	Career	1 (vs. Sacred Heart 12/19/11)
Assists		FT's	
Season	1 (vs. Sacred Heart 12/19/11)	Season	--
Career	1 (vs. Sacred Heart 12/19/11)	Career	--
Steals		Minutes	
Season	1 (vs. Dartmouth 12/10/11)	Season	4 (vs. Sacred Heart 12/19/11)
Career	1 (vs. Dartmouth 12/10/11)	Career	4 (vs. Sacred Heart 12/19/11)
Blocks			
Season	--		
Career	--		

2011-12 Honors, Awards & Accomplishments

- Pulled down first career rebound vs. Sam Houston State (11/16/11)
- Recorded first career steal against Dartmouth (12/10/11)
- Scored career high five points to go along with first career FG's (2), 3FG (1) and assist (1) in a career best four minutes against Sacred Heart (12/19/11)

Game-By-Game Stats

	Start	FG-A	3P-A	FT-A	Reb	PF	TP	A	TO	BK	S	Min
Mississippi Valley State		0-0	0-0	0-0	0	0	0	0	0	0	0	1
Detroit					DNP							
Sam Houston State		0-1	0-0	0-0	1	0	0	0	0	0	0	2
Delaware State		0-0	0-0	0-0	0	0	0	0	1	0	0	1
Missouri					DNP							
Georgia					DNP							
Bryant		0-2	0-2	0-0	0	0	0	0	0	0	0	2
Gonzaga					DNP							
Maryland					DNP							
Maine					DNP							
Dartmouth		0-2	0-0	0-0	0	0	0	0	0	0	1	2
Indiana					DNP							
Sacred Heart		2-3	1-1	0-0	1	0	5	1	0	0	0	4
Pittsburgh					DNP							
Cincinnati		0-0	0-0	0-0	0	0	0	0	0	0	0	0+
Louisville					DNP							
South Florida		0-0	0-0	0-0	0	0	0	0	0	0	0	0+
Connecticut		0-0	0-0	0-0	0	0	0	0	0	0	0	0+
Rutgers												
Syracuse												
Seton Hall												
Connecticut												
Marquette												
West Virginia												
DePaul												
Rutgers												
Villanova												
West Virginia												
St. John's												
Georgetown												
Providence												

Career Stats vs. The BIG EAST

Opponent	GP-GS	Min.	FG-A	3PT-A	FT-A	Reb.	A	PF	B	S	Pts.
Cincinnati	1-0	0+	0-0	0-0	0-0	0/0.0	0	0	0	0	0/0.0
Connecticut	1-0	0+	0-0	0-0	0-0	0/0.0	0	0	0	0	0/0.0
DePaul	0-0	0	0-0	0-0	0-0	0/0.0	0	0	0	0	0/0.0
Georgetown	0-0	0	0-0	0-0	0-0	0/0.0	0	0	0	0	0/0.0
Louisville	0-0	0	0-0	0-0	0-0	0/0.0	0	0	0	0	0/0.0
Marquette	0-0	0	0-0	0-0	0-0	0/0.0	0	0	0	0	0/0.0
Pittsburgh	0-0	0	0-0	0-0	0-0	0/0.0	0	0	0	0	0/0.0
Providence	0-0	0	0-0	0-0	0-0	0/0.0	0	0	0	0	0/0.0
Rutgers	0-0	0	0-0	0-0	0-0	0/0.0	0	0	0	0	0/0.0
St. John's	0-0	0	0-0	0-0	0-0	0/0.0	0	0	0	0	0/0.0
Seton Hall	0-0	0	0-0	0-0	0-0	0/0.0	0	0	0	0	0/0.0
USF	1-0	0+	0-0	0-0	0-0	0/0.0	0	0	0	0	0/0.0
Syracuse	0-0	0	0-0	0-0	0-0	0/0.0	0	0	0	0	0/0.0
Villanova	0-0	0	0-0	0-0	0-0	0/0.0	0	0	0	0	0/0.0
West Virginia	0-0	0	0-0	0-0	0-0	0/0.0	0	0	0	0	0/0.0

Career Statistics

Season	GP-GS	Min	Avg	FG-A	Pct	3FG-A	Pct	FT-A	Pct	O-D-TOT	Avg	PF-FO	Ast	TO	Blk	Stl	Pts	Avg
2011-12	9-0	12	1.3	2-8	.250	1-3	.333	0-0	.000	1-1-2	0.2	0-0	1	1	0	1	5	0.6
TOTAL	9-0	12	1.3	2-8	.250	1-3	.333	0-0	.000	1-1-2	0.2	0-0	1	1	0	1	5	0.6

Career BIG EAST Statistics

Season	GP-GS	Min	Avg	FG-A	Pct	3FG-A	Pct	FT-A	Pct	O-D-TOT	Avg	PF-FO	Ast	TO	Blk	Stl	Pts	Avg
2011-12	3-0	0	0.0	0-0	.000	0-0	.000	0-0	.000	0-0-0	0.0	0-0	0	0	0	0	0	0.0
TOTAL	3-0	0	0.0	0-0	.000	0-0	.000	0-0	.000	0-0-0	0.0	0-0	0	0	0	0	0	0.0



12 Alex Dragicevich

Sophomore • Guard

6-7 • 221

Northbrook, Ill. • Glenbrook North

Career Games With:

Double Figure Points	6
20-Plus Points.....	1
30-Plus Points.....	N/A
10-Plus Rebounds.....	N/A
10-Plus Assists	N/A
Double-Double	N/A

Season and Career Bests

Points	Season 22 (vs. Pittsburgh 12/27/11)	FG's	Season 8 (vs. Pittsburgh 12/27/11)
Career 22 (vs. Pittsburgh 12/27/11)	Career 8 (vs. Pittsburgh 12/27/11)	3PT FG's	Season 4 (vs. Pittsburgh 12/27/11)
Rebounds	Season 5 (vs. Sacred Heart 12/19/11)	Career 4 (vs. Pittsburgh 12/27/11)	FT's
Career 5 (vs. Sacred Heart 12/19/11)	Assists	Season 4 (vs. Maine 12/8/11)	Career 4 (on two occasions)
Assists	Season 7 (vs. Delaware St. 11/18/11)	Career 4 (on two occasions)	Minutes
Career 7 (vs. Delaware St. 11/18/11)	Steals	Season 38 (vs. Delaware St. 11/18/11)	Career 38 (vs. Delaware St. 11/18/11)
Steals	Season 1 (on two occasions)		
Career 1 (on three occasions)	Blocks		
Blocks	Season 2 (vs. Maryland 12/4/11)		
Career 2 (vs. Maryland 12/4/11)	Career 2 (vs. Maryland 12/4/11)		

2011-12 Honors, Awards & Accomplishments

- Recorded first career block vs. Detroit (11/14/11)
- Posted first career start against Sam Houston State (11/16/11)
- Set career mark in minutes (38) against Delaware State (11/18/11)
- Career best two blocks versus Maryland (12/4/11)
- Matched career best 3FG's (3) against Indiana (12/17/11)
- Pulled down career best 5 rebounds versus Sacred Heart (12/19/11)
- Set career bests in points (22), FG's (8) and 3FG's (4) against Pittsburgh (12/27/11)
- Named to the BIG EAST Weekly Honor Roll (Jan. 2)

Game-By-Game Stats

	Start	FG-A	3P-A	FT-A	Reb	PF	TP	A	TO	BK	S	Min
Mississippi Valley State		2-7	0-3	3-4	4	0	7	2	0	0	0	21
Detroit		0-2	0-1	2-4	2	0	2	1	0	1	0	13
Sam Houston State	*	2-6	1-4	2-4	3	0	7	3	1	1	0	33
Delaware State	*	6-12	3-8	3-4	3	2	18	7	1	0	0	38
Missouri		0-2	0-2	0-0	0	3	0	0	1	0	0	10
Georgia		0-1	0-0	0-0	0	1	0	0	0	0	0	7
Bryant		5-11	3-8	0-0	4	1	13	0	1	0	0	25
Gonzaga		1-2	0-0	1-2	3	1	3	0	1	0	0	15
Maryland		3-5	2-4	0-0	0	2	8	1	1	2	0	14
Maine		4-10	2-8	4-4	2	0	14	3	0	1	0	31
Dartmouth	*	5-9	2-5	3-4	3	1	15	2	0	1	1	25
Indiana	*	3-6	3-5	0-0	2	2	9	0	3	0	0	33
Sacred Heart	*	4-8	2-5	2-2	5	1	12	1	3	1	0	28
Pittsburgh	*	8-13	4-7	2-4	2	3	22	0	1	0	0	33
Cincinnati	*	2-11	0-6	2-2	2	2	6	1	0	0	0	22
Louisville	*	0-4	0-3	0-0	1	2	0	1	2	0	0	21
South Florida	*	3-6	1-2	0-0	1	2	7	4	2	0	1	27
Connecticut	*	1-5	0-2	0-0	0	0	2	0	1	0	0	17
Rutgers												
Syracuse												
Seton Hall												
Connecticut												
Marquette												
West Virginia												
DePaul												
Rutgers												
Villanova												
West Virginia												
St. John's												
Georgetown												
Providence												

Career Stats vs. The BIG EAST

Opponent	GP-GS	Min.	FG-A	3PT-A	FT-A	Reb.	A	PF	B	S	Pts.
Cincinnati	2-1	26	2-11	0-6	2-2	3/1.5	2	2	0	0	6/3.0
Connecticut	1-1	17	1-5	0-2	0-0	0/0.0	0	0	0	0	2/2.0
DePaul	1-0	3	0-0	0-0	0-0	1/1.0	0	0	0	0	0/0.0
Georgetown	0-0	0	0-0	0-0	0-0	0/0.0	0	0	0	0	0/0.0
Louisville	1-1	21	0-4	0-3	0-0	1/1.0	1	2	0	0	0/0.0
Marquette	1-0	4	1-1	0-0	0-0	0/0.0	1	0	0	0	2/2.0
Pittsburgh	1-1	33	8-13	4-7	2-4	2/2.0	0	3	0	0	22/22.0
Providence	0-0	0	0-0	0-0	0-0	0/0.0	0	0	0	0	0/0.0
Rutgers	0-0	0	0-0	0-0	0-0	0/0.0	0	0	0	0	0/0.0
St. John's	1-0	3	0-2	0-2	1-2	0/0.0	0	0	0	0	1/1.0
Seton Hall	0-0	0	0-0	0-0	0-0	0/0.0	0	0	0	0	0/0.0
USF	2-1	32	4-8	2-4	0-0	1/0.5	4	2	0	1	10/5.0
Syracuse	0-0	0	0-0	0-0	0-0	0/0.0	0	0	0	0	0/0.0
Villanova	1-0	1	0-0	0-0	0-2	1/1.0	0	0	0	0	0/0.0
West Virginia	1-0	2	0-2	0-2	0-0	0/0.0	0	0	0	0	0/0.0

Career Statistics

Season	GP-GS	Min	Avg	FG-A	Pct	3FG-A	Pct	FT-A	Pct	O-D-TOT	Avg	PF-FO	Ast	TO	Blk	Stl	Pts	Avg
2010-11	14-0	62	4.4	5-17	.294	2-10	.200	8-13	.615	4-7-11	0.8	1-0	3	2	0	1	20	1.4
2011-12	18-10	413	22.9	49-120	.408	23-73	.315	24-34	.706	6-31-37	2.1	23-0	26	18	7	2	145	8.1
TOTAL	32-10	475	14.8	54-137	.394	25-83	.301	32-47	.681	10-38-48	1.5	24-0	29	20	7	3	165	5.2

Career BIG EAST Statistics

Season	GP-GS	Min	Avg	FG-A	Pct	3FG-A	Pct	FT-A	Pct	O-D-TOT	Avg	PF-FO	Ast	TO	Blk	Stl	Pts	Avg
2010-11	6-0	18	3.0	2-7	.286	1-6	.167	1-4	.250	0-2-2	0.3	0-0	1	2	0	0	6	1.0
2011-12	5-5	120	24.0	14-39	.359	5-20	.250	4-6	.667	1-5-6	1.2	9-0	6	6	0	1	37	7.4
TOTAL	11-5	138	12.5	16-46	.348	6-26	.231	5-10	.500	1-7-8	0.7	9-0	7	8	0	1	43	3.9



14 Scott Martin | Senior • Guard

6-8 • 222

Valparaiso, Ind. • Valparaiso

Career Games With:

Double Figure Points ...40 (27 with ND)
 20-Plus Points.....2 (2 with ND)
 30-Plus Points.....N/A
 10-Plus Rebounds.....3 (3 with ND)
 10-Plus AssistsN/A
 Double-Double3 (3 with ND)

Season and Career Bests

Points	Season 23 (vs. Delaware St. 11/18/11)	FG's	Season 8 (vs. Delaware State 11/18/11)
Career 23 (vs. Delaware St. 11/18/11)	Career 8 (on two occasions)	3PT FG's	Season 4 (vs. Delaware St. 11/18/11)
Rebounds	Season 13 (vs. USF 1/10/12)	Career 4 (vs. Delaware St. 11/18/11)	FT's
Career 13 (vs. USF 1/10/12)	Career 5 (vs. Missouri 11/21/11)	Season 5 (vs. Missouri 11/21/11)	Career 8 (on three occasions)
Assists	Season 3 (on three occasions)	Minutes	Season 48 (vs. Louisville 1/7/12)
Career 6 (vs. Syracuse 1/1/11)	Career 48 (vs. Louisville 1/7/12)	Season 48 (vs. Louisville 1/7/12)	Career 48 (vs. Louisville 1/7/12)
Steals	Season 3 (vs. Louisville 1/7/12)		
Career 4 (vs. Clemson 11/27/07)			
Blocks	Season 3 (vs. Indiana 12/17/11)		
Career 3 (on four occasions)			

2011-12 Honors, Awards & Accomplishments

- Team Captain
- Scored career-high 23 points in win over Delaware State (11/18/11) while also hitting a career-best four three-pointers
- Set season-best mark in rebounds with eight against Bryant (11/27/11)
- Missed first game of season versus Dartmouth (12/10/11) with mild concussion
- Posted first double-double of season and second of career with 11 pts., 12 rebs. against Louisville in a career best 48 minutes (1/7/12)
- Set new career high in rebounds en route to second consecutive double-double (15 pts., 13 rebs.) against USF (1/10/12)

Game-By-Game Stats

	Start	FG-A	3P-A	FT-A	Reb	PF	TP	A	TO	BK	S	Min
Mississippi Valley State	*	6-14	2-6	1-2	5	3	15	2	3	0	1	34
Detroit	*	1-7	1-5	0-0	6	2	3	0	3	0	1	39
Sam Houston State	*	4-9	2-4	1-2	5	3	11	1	2	0	1	30
Delaware State	*	8-18	4-9	3-4	5	4	23	3	0	0	0	35
Missouri	*	3-8	1-3	5-6	5	2	12	1	2	0	2	31
Georgia	*	2-9	0-5	2-2	3	3	6	0	1	1	2	34
Bryant	*	5-12	1-4	1-2	8	3	12	0	1	0	1	28
Gonzaga	*	0-6	0-3	1-3	4	2	1	0	2	1	1	29
Maryland	*	2-6	1-4	2-2	4	5	7	3	2	0	0	31
Maine	*	2-4	0-2	0-0	0	0	4	1	1	0	0	9
Dartmouth							DNP					
Indiana	*	1-4	0-1	4-8	7	2	6	2	3	3	0	36
Sacred Heart	*	3-6	0-1	3-4	5	2	9	1	0	0	2	23
Pittsburgh	*	2-7	0-4	0-0	6	3	4	2	0	0	1	31
Cincinnati	*	0-6	0-3	0-0	8	2	0	2	3	1	0	29
Louisville	*	4-14	0-7	3-3	12	2	11	3	3	1	3	48
South Florida	*	7-14	1-4	0-0	13	1	15	2	0	0	2	39
Connecticut	*	5-14	0-5	2-2	9	4	12	1	2	0	0	40-
Rutgers												
Syracuse												
Seton Hall												
Connecticut												
Marquette												
West Virginia												
DePaul												
Rutgers												
Villanova												
West Virginia												
St. John's												
Georgetown												
Providence												

Career Stats vs. The BIG EAST


Opponent	GP-GS	Min.	FG-A	3PT-A	FT-A	Reb.	A	PF	B	S	Pts.
Cincinnati	3-3	95	9-24	3-7	1-3	19/6.3	5	3	2	1	22/7.3
Connecticut	3-3	105	11-30	2-12	5-9	18/6.0	4	10	1	0	29/9.7
DePaul	2-2	66	9-20	4-8	3-4	8/4.0	2	4	0	2	25/12.5
Georgetown	1-1	30	5-9	1-1	0-4	3/3.0	1	1	0	1	11/11.0
Louisville	4-4	153	17-43	4-19	11-17	29/7.3	10	8	1	7	49/12.3
Marquette	2-2	69	5-20	1-7	9-12	14/7.0	3	6	1	0	20/10.0
Pittsburgh	2-2	67	5-17	3-10	1-2	7/3.5	3	5	0	1	14/7.0
Providence	1-1	33	4-8	2-4	0-0	5/5.0	1	3	0	1	10/10.0
Rutgers	1-1	34	3-6	0-1	8-9	2/2.0	3	2	0	0	14/14.0
St. John's	2-2	64	7-18	0-6	2-4	12/6.0	3	5	0	0	16/8.0
Seton Hall	1-1	35	2-7	2-5	0-0	4/4.0	3	1	1	2	6/6.0
USF	2-2	69	11-20	3-7	0-0	20/10.0	4	1	3	3	25/12.5
Syracuse	1-1	34	3-9	0-2	4-4	7/7.0	6	2	1	1	10/10.0
Villanova	1-1	28	2-5	1-2	0-0	0/0.0	1	2	0	0	5/5.0
West Virginia	1-1	32	4-11	1-6	0-0	6/6.0	0	4	0	0	9/9.0

Career Statistics

Season	GP-GS	Min	Avg	FG-A	Pct	3FG-A	Pct	FT-A	Pct	O-D-TOT	Avg	PF-FO	Ast	TO	Blk	Stl	Pts	Avg
2007-08	32-8	700	21.9	84-225	.373	26-83	.313	78-112	.696	42-79-121	3.8	78-3	44	48	21	31	272	8.5
2008-09										Sat Out Due To NCAA Transfer Rules								
2009-10										Did Not Play Due To Injury								
2010-11	33-33	1008	30.5	115-269	.428	34-102	.333	55-86	.640	33-125-158	4.8	63-0	61	51	10	16	319	9.7
2011-12	17-17	546	32.1	55-158	.348	13-70	.186	28-40	.700	17-88-105	6.2	43-1	24	28	7	17	151	8.9
TOTAL	82-58	2254	27.5	254-652	.390	73-255	.286	161-238	.676	92-292-384	4.7	184-4	129	127	38	64	742	9.0

Career BIG EAST Statistics

Season	GP-GS	Min	Avg	FG-A	Pct	3FG-A	Pct	FT-A	Pct	O-D-TOT	Avg	PF-FO	Ast	TO	Blk	Stl	Pts	Avg
2008-09										Sat Out Due To NCAA Transfer Rules								
2009-10										Did Not Play Due To Injury								
2010-11	18-18	593	32.9	60-151	.397	19-57	.333	31-49	.633	18-73-91	5.1	38-0	33	32	7	9	170	9.4
2011-12	5-5	187	37.4	18-55	.327	1-23	.043	5-5	1.000	9-39-48	9.6	12-0	10	8	2	6	42	8.4
TOTAL	23-23	780	33.9	78-206	.379	20-80	.250	36-54	.667	27-112-139	6.0	50-0	43	40	9	15	212	9.2



21 Tim Abromaitis | Graduate Student • Forward 6-8 • 236 Unionville, Conn. • Farmington

Career Games With:

Double Figure Points	58
20-Plus Points.....	22
30-Plus Points.....	3
10-Plus Rebounds.....	4
10-Plus Assists	N/A
Double-Double	3

Season and Career Bests

Points	Season 22 (vs. Missouri 11/21/11) Career 31 (vs. UCF 12/6/09)	FG's	Season 9 (vs. Missouri 11/21/11) Career 11 (on two occasions)
Rebounds	Season 8 (vs. Missouri 11/21/11) Career 11 (on two occasions)	3PT FG's	Season -- Career 9 (vs. Villanova 2/28/11)
Assists	Season 3 (vs. Missouri 11/21/11) Career 7 (vs. Chicago State 11/17/10)	FT's	Season 4 (on two occasions) Career 12 (vs. Seton Hall 2/11/10)
Steals	Season 1 (vs. Georgia 11/22/11) Career 3 (vs. DePaul 2/3/11)	Minutes	Season 38 (on two occasions) Career 46 (vs. Georgia 11/25/10)
Blocks	Season -- Career 2 (on four occasions)		

2011-12 Honors, Awards & Accomplishments

- Preseason All-BIG EAST First Team
- John R. Wooden Award Preseason Top 50 List
- Naismith Trophy Preseason Watch List
- Lowe's Senior CLASS Award Candidate
- Team Captain
- Returned to Irish lineup in Progressive CBE Classic semifinal game against Missouri (11/21/11)
- Out for remainder of season with torn ACL

Game-By-Game Stats

	Start	FG-A	3P-A	FT-A	Reb	PF	TP	A	TO	BK	S	Min
Mississippi Valley State					DNP							
Detroit					DNP							
Sam Houston State					DNP							
Delaware State					DNP							
Missouri	*	9-18	0-4	4-5	8	2	22	3	4	0	0	38
Georgia	*	1-12	0-7	4-4	6	5	6	2	2	0	1	38
Bryant					DNP-injury							
Gonzaga					DNP-injury							
Maryland					DNP-injury							
Maine					DNP-injury							
Dartmouth					DNP-injury							
Indiana					DNP-injury							
Sacred Heart					DNP-injury							
Pittsburgh					DNP-injury							
Cincinnati					DNP-injury							
Louisville					DNP-injury							
South Florida					DNP-injury							
Connecticut					DNP-injury							
Rutgers												
Syracuse												
Seton Hall												
Connecticut												
Marquette												
West Virginia												
DePaul												
Rutgers												
Villanova												
West Virginia												
St. John's												
Georgetown												
Providence												

Career Stats vs. The BIG EAST

Opponent	GP-GS	Min.	FG-A	3PT-A	FT-A	Reb.	A	PF	B	S	Pts.
Cincinnati	4-4	127	21-42	10-17	15-20	23/5.8	9	13	1	4	67/16.8
Connecticut	4-3	147	18-42	6-20	6-12	22/5.5	4	7	1	4	48/12.0
DePaul	2-2	62	13-25	6-12	11-12	10/5.0	4	3	0	4	43/21.5
Georgetown	3-2	75	13-31	6-16	9-9	8/2.7	4	3	2	2	41/13.7
Louisville	3-3	130	22-41	5-11	19-20	16/5.3	5	7	2	1	68/22.7
Marquette	4-3	110	12-32	3-14	9-11	17/4.3	4	6	0	1	36/9.0
Pittsburgh	3-3	102	7-15	3-6	9-10	9/3.0	1	3	3	0	26/8.7
Providence	2-2	62	19-30	9-15	3-6	12/6.0	2	2	0	2	50/25.0
Rutgers	2-2	72	10-21	4-11	3-4	18/9.0	3	5	0	0	27/13.5
St. John's	3-3	113	15-31	7-15	9-11	18/6.0	5	8	0	3	46/15.3
Seton Hall	4-3	116	11-29	7-16	20-24	22/5.5	4	5	0	1	49/12.3
USF	3-3	91	12-24	5-11	1-1	11/3.7	6	5	1	3	30/10.0
Syracuse	2-2	76	16-32	8-17	1-3	9/4.5	5	7	1	1	41/20.5
Villanova	2-2	74	13-30	11-21	9-12	9/4.5	6	6	0	0	46/23.0
West Virginia	3-3	98	8-23	4-12	13-17	15/5.0	4	11	1	2	33/11.0

Career Statistics

Season	GP-GS	Min	Avg	FG-A	Pct	3FG-A	Pct	FT-A	Pct	O-D-TOT	Avg	PF-FO	Ast	TO	Blk	Stl	Pts	Avg
2007-08	12-0	40	3.3	6-21	.286	1-8	.125	7-7	1.000	5-7-12	1.0	5-0	3	4	1	1	20	1.7
2008-09										Did Not Play								
2009-10	35-26	1104	31.5	183-370	.495	81-189	.429	117-134	.873	43-123-166	4.7	76-1	52	42	11	17	564	16.1
2010-11	34-34	1162	34.2	169-371	.456	78-182	.429	109-139	.784	45-161-206	6.1	66-1	61	52	15	26	525	15.4
2011-12	2-2	76	38.0	10-30	.333	0-11	.000	8-9	.889	2-12-14	7.0	7-1	5	6	0	1	28	14.0
TOTAL	83-62	2382	28.7	368-792	.465	160-390	.410	241-289	.834	95-303-398	4.8	154-3	121	104	27	45	1137	13.7

Career BIG EAST Statistics

Season	GP-GS	Min	Avg	FG-A	Pct	3FG-A	Pct	FT-A	Pct	O-D-TOT	Avg	PF-FO	Ast	TO	Blk	Stl	Pts	Avg
2007-08	3-0	5	1.7	1-2	.500	0-1	.000	2-2	1.000	0-0-0	0.0	1-0	1	1	0	0	4	1.3
2008-09										Did Not Play								
2009-10	18-17	647	35.9	102-217	.470	45-109	.413	78-90	.867	28-74-102	5.7	37-1	34	25	6	9	327	18.2
2010-11	18-18	632	35.1	89-188	.473	43-91	.473	43-61	.705	22-75-97	5.4	39-1	24	32	5	16	264	14.7
2011-12	0-0	0	0.0	0-0	.000	0-0	.000	0-0	.000	0-0-0	0.0	0-0	0	0	0	0	0	0.0
TOTAL	39-35	1284	32.9	192-407	.472	88-201	.438	123-153	.804	50-149-199	5.1	77-2	59	58	11	25	595	15.3



22 Jerian Grant | Sophomore • Guard 6-5 • 195 Bowie, Md. • DeMatha

Career Games With:

Double Figure Points	14
20-Plus Points.....	2
30-Plus Points.....	N/A
10-Plus Rebounds.....	1
10-Plus Assists	N/A
Double-Double	1

2011-12 Honors, Awards & Accomplishments

- Named to the Progressive CBE All-Tournament Team
- Played in first game and recorded first start as member of the Irish in season opener against Mississippi Valley State (11/12/11)
- Matched career high in 3FG's (3) while tallying first career block against Delaware State (11/18/11)
- Named BIG EAST Rookie of the Week on Nov. 21
- Set career high in points (20) and FT's (10) against Georgia (11/22/11)
- Pulled down career high 11 rebounds en route to first career double-double (12 pts., 11 rebs.) against Bryant (11/27/11)
- Matched career best 20 points on career high 8 FG's against Maryland (12/4/11)
- Dished out career best 9 assists against Pittsburgh (12/27/11)
- Career best steals (3) and minutes played (47) in 2OT victory over Louisville (1/7/12)

Season and Career Bests

Points	20 (on two occasions) Career 20 (on two occasions)	FG's	8 (vs. Maryland 12/4/11) Career 8 (vs. Maryland 12/4/11)
Rebounds	11 (vs. Bryant 11/27/11) Career 11 (vs. Bryant 11/27/11)	3PT FG's	3 (on five occasions) Career 3 (on five occasions)
Assists	9 (vs. Pittsburgh 12/27/11) Career 9 (vs. Pittsburgh 12/27/11)	FT's	10 (vs. Georgia 11/22/11) Career 10 (vs. Georgia 11/22/11)
Steals	3 (vs. Louisville 1/7/12) Career 3 (vs. Louisville 1/7/12)	Minutes	47 (vs. Louisville 1/7/12) Career 47 (vs. Louisville 1/7/12)
Blocks	1 (on three occasions) Career 1 (on three occasions)		

Game-By-Game Stats

	Start	FG-A	3P-A	FT-A	Reb	PF	TP	A	TO	BK	S	Min
Mississippi Valley State	*	4-7	2-3	1-1	2	1	11	5	1	0	2	33
Detroit	*	4-10	3-6	0-0	2	0	11	3	1	0	1	30
Sam Houston State	*	6-6	1-1	4-7	6	0	17	7	1	0	2	36
Delaware State	*	4-6	3-3	6-8	4	3	17	6	2	1	1	39
Missouri	*	3-8	0-2	0-1	1	2	6	2	2	0	0	27
Georgia	*	4-7	2-4	10-11	5	2	20	4	0	0	1	39
Bryant	*	3-7	2-4	4-4	11	0	12	7	1	0	1	33
Gonzaga	*	5-9	0-3	6-7	1	2	16	3	4	0	1	32
Maryland	*	8-13	0-3	4-6	4	3	20	3	2	0	2	39
Maine	*	2-3	1-1	1-2	4	1	6	2	2	1	1	23
Dartmouth		0-8	0-6	0-0	3	2	0	4	1	1	2	30
Indiana	*	2-10	1-4	9-10	4	3	14	4	0	0	1	36
Sacred Heart	*	5-10	3-4	2-2	2	1	15	7	0	0	1	31
Pittsburgh	*	5-12	3-7	2-3	1	2	15	9	2	0	1	33
Cincinnati	*	5-12	2-8	5-5	2	3	17	4	3	0	1	37
Louisville	*	4-13	3-8	6-9	3	0	17	3	0	0	3	47
South Florida	*	5-11	2-5	2-2	1	1	14	4	3	0	2	39
Connecticut	*	2-9	2-8	0-2	1	4	6	5	0	0	1	35
Rutgers												
Syracuse												
Seton Hall												
Connecticut												
Marquette												
West Virginia												
DePaul												
Rutgers												
Villanova												
West Virginia												
St. John's												
Georgetown												
Providence												

Career Stats vs. The BIG EAST


Opponent	GP-GS	Min.	FG-A	3PT-A	FT-A	Reb.	A	PF	B	S	Pts.
Cincinnati	1-1	37	5-12	2-8	5-5	2/2.0	4	3	0	1	17/17.0
Connecticut	1-1	35	2-9	2-8	0-2	1/1.0	5	4	0	1	6/6.0
DePaul	0-0	0	0-0	0-0	0-0	0/0.0	0	0	0	0	0/0.0
Georgetown	0-0	0	0-0	0-0	0-0	0/0.0	0	0	0	0	0/0.0
Louisville	1-1	47	4-13	3-8	6-9	3/3.0	3	0	0	3	17/17.0
Marquette	0-0	0	0-0	0-0	0-0	0/0.0	0	0	0	0	0/0.0
Pittsburgh	1-1	33	5-12	3-7	2-3	1/1.0	9	2	0	1	15/15.0
Providence	0-0	0	0-0	0-0	0-0	0/0.0	0	0	0	0	0/0.0
Rutgers	0-0	0	0-0	0-0	0-0	0/0.0	0	0	0	0	0/0.0
St. John's	0-0	0	0-0	0-0	0-0	0/0.0	0	0	0	0	0/0.0
Seton Hall	0-0	0	0-0	0-0	0-0	0/0.0	0	0	0	0	0/0.0
USF	1-1	39	5-11	2-5	2-2	1/1.0	4	1	0	2	14/14.0
Syracuse	0-0	0	0-0	0-0	0-0	0/0.0	0	0	0	0	0/0.0
Villanova	0-0	0	0-0	0-0	0-0	0/0.0	0	0	0	0	0/0.0
West Virginia	0-0	0	0-0	0-0	0-0	0/0.0	0	0	0	0	0/0.0

Career Statistics

Season	GP-GS	Min	Avg	FG-A	Pct	3FG-A	Pct	FT-A	Pct	O-D-TOT	Avg	PF-FO	Ast	TO	Blk	Stl	Pts	Avg
2010-11										Did Not Play								
2011-12	18-17	619	34.4	71-161	.441	30-80	.375	62-80	.775	8-49-57	3.2	30-0	82	25	3	24	234	13.0
TOTAL	18-17	619	34.4	71-161	.441	30-80	.375	62-80	.775	8-49-57	3.2	30-0	82	25	3	24	234	13.0

Career BIG EAST Statistics

Season	GP-GS	Min	Avg	FG-A	Pct	3FG-A	Pct	FT-A	Pct	O-D-TOT	Avg	PF-FO	Ast	TO	Blk	Stl	Pts	Avg
2010-11										Did Not Play								
2011-12	5-5	191	38.2	21-57	.368	12-36	.333	15-21	.714	2-6-8	1.6	10-0	25	8	0	8	69	13.8
TOTAL	5-5	191	38.2	21-57	.368	12-36	.333	15-21	.714	2-6-8	1.6	10-0	25	8	0	8	69	13.8



24 Pat Connaughton | Freshman • Guard/Forward 6-5 • 206 Arlington, Mass. • St. John's Prep

Career Games With:

Double Figure Points	4
20-Plus Points	1
30-Plus Points	N/A
10-Plus Rebounds	N/A
10-Plus Assists	N/A
Double-Double	N/A

2011-12 Honors, Awards & Accomplishments

- Recorded career high in rebounds (9) against Detroit (11/14/11)
- Set early career bests in points (24), steals (2), FG's (9) and 3FG's (6) against Sam Houston State (11/16/11)
- The six three's against SHSU were most by Irish freshman since Chris Thomas hit six against UConn on March 8, 2002 and the 24 points were most by a freshman since Torin Francis scored 25 against Arizona on March 27, 2003
- Played career-high 36 minutes against Delaware State (11/18/11) in first career start of Irish career
- Dished out career best three assists against Bryant (11/27/11)
- Hit career best 4 FT's against Maryland (12/4/11)

Season and Career Bests

Points	24 (vs. Sam Houston 11/16/11)	FG's	9 (vs. Sam Houston 11/16/11)
Season	24 (vs. Sam Houston 11/16/11)	Season	9 (vs. Sam Houston 11/16/11)
Career	24 (vs. Sam Houston 11/16/11)	Career	9 (vs. Sam Houston 11/16/11)
Rebounds	9 (vs. Detroit 11/14/11)	3PT FG's	6 (vs. Sam Houston 11/16/11)
Season	9 (vs. Detroit 11/14/11)	Season	6 (vs. Sam Houston 11/16/11)
Career	9 (vs. Detroit 11/14/11)	Career	6 (vs. Sam Houston 11/16/11)
Assists	3 (on two occasions)	FT's	4 (vs. Maryland 12/4/11)
Season	3 (on two occasions)	Season	4 (vs. Maryland 12/4/11)
Career	3 (on two occasions)	Career	4 (vs. Maryland 12/4/11)
Steals	2 (on two occasions)	Minutes	36 (vs. Delaware St. 11/18/11)
Season	2 (on two occasions)	Season	36 (vs. Delaware St. 11/18/11)
Career	2 (on two occasions)	Career	36 (vs. Delaware St. 11/18/11)
Blocks	1 (on two occasions)		
Season	1 (on two occasions)		
Career	1 (on two occasions)		

Game-By-Game Stats

	Start	FG-A	3P-A	FT-A	Reb	PF	TP	A	TO	BK	S	Min
Mississippi Valley State		0-4	0-2	2-2	4	1	2	0	0	0	0	15
Detroit		4-5	0-1	2-3	9	2	10	0	1	0	0	20
Sam Houston State		9-14	6-10	0-1	5	1	24	1	1	0	2	33
Delaware State	*	3-9	1-3	2-2	7	1	9	2	2	0	0	36
Missouri		2-4	1-2	2-3	5	1	7	0	0	1	0	26
Georgia		4-7	1-3	2-4	0	0	11	0	0	0	0	18
Bryant	*	1-5	0-1	0-0	3	0	2	3	1	0	0	24
Gonzaga		4-8	2-3	1-1	3	0	11	0	0	0	1	26
Maryland		2-4	1-2	4-4	6	3	9	0	0	0	1	25
Maine		1-4	0-2	2-2	5	0	4	0	1	0	0	26
Dartmouth	*	1-6	1-6	0-0	4	0	3	3	1	0	0	27
Indiana		1-3	0-1	0-1	4	4	2	1	1	0	1	22
Sacred Heart		1-4	1-2	2-2	2	1	5	0	0	0	0	20
Pittsburgh		1-1	0-0	0-0	0	0	2	2	0	0	0	11
Cincinnati		2-6	1-5	0-0	4	3	5	0	1	0	0	15
Louisville		0-0	0-0	0-0	0	1	0	0	1	0	0	8
South Florida		2-4	1-2	0-0	1	0	5	0	1	1	0	10
Connecticut		1-7	0-3	0-0	4	3	2	0	0	0	2	20
Rutgers												
Syracuse												
Seton Hall												
Connecticut												
Marquette												
West Virginia												
DePaul												
Rutgers												
Villanova												
West Virginia												
St. John's												
Georgetown												
Providence												

Career Stats vs. The BIG EAST


Opponent	GP-GS	Min.	FG-A	3PT-A	FT-A	Reb.	A	PF	B	S	Pts.
Cincinnati	1-0	15	2-6	1-5	0-0	4/4.0	0	3	0	0	5/5.0
Connecticut	1-0	20	1-7	0-3	0-0	4/4.0	0	3	0	2	2/2.0
DePaul	0-0	0	0-0	0-0	0-0	0/0.0	0	0	0	0	0/0.0
Georgetown	0-0	0	0-0	0-0	0-0	0/0.0	0	0	0	0	0/0.0
Louisville	1-0	8	0-0	0-0	0-0	0/0.0	0	1	0	0	0/0.0
Marquette	0-0	0	0-0	0-0	0-0	0/0.0	0	0	0	0	0/0.0
Pittsburgh	1-0	11	1-1	0-0	0-0	0/0.0	2	0	0	0	2/2.0
Providence	0-0	0	0-0	0-0	0-0	0/0.0	0	0	0	0	0/0.0
Rutgers	0-0	0	0-0	0-0	0-0	0/0.0	0	0	0	0	0/0.0
St. John's	0-0	0	0-0	0-0	0-0	0/0.0	0	0	0	0	0/0.0
Seton Hall	0-0	0	0-0	0-0	0-0	0/0.0	0	0	0	0	0/0.0
USF	1-0	10	2-4	1-2	0-0	1/1.0	0	0	1	0	5/5.0
Syracuse	0-0	0	0-0	0-0	0-0	0/0.0	0	0	0	0	0/0.0
Villanova	0-0	0	0-0	0-0	0-0	0/0.0	0	0	0	0	0/0.0
West Virginia	0-0	0	0-0	0-0	0-0	0/0.0	0	0	0	0	0/0.0

Career Statistics

Season	GP-GS	Min	Avg	FG-A	Pct	3FG-A	Pct	FT-A	Pct	O-D-TOT	Avg	PF-FO	Ast	TO	Blk	Stl	Pts	Avg
2011-12	18-3	382	21.2	39-95	.411	16-48	.333	19-25	.760	17-49-66	3.7	21-0	12	11	2	7	113	6.3
TOTAL	18-3	382	21.2	39-95	.411	16-48	.333	19-25	.760	17-49-66	3.7	21-0	12	11	2	7	113	6.3

Career BIG EAST Statistics

Season	GP-GS	Min	Avg	FG-A	Pct	3FG-A	Pct	FT-A	Pct	O-D-TOT	Avg	PF-FO	Ast	TO	Blk	Stl	Pts	Avg
2011-12	5-0	64	12.8	6-18	.333	2-10	.200	0-0	.000	4-5-9	1.8	7-0	2	3	1	2	14	2.8
TOTAL	5-0	64	12.8	6-18	.333	2-10	.200	0-0	.000	4-5-9	1.8	7-0	2	3	1	2	14	2.8



25 Tom Knight | Junior • Forward 6-9 • 250 Dixfield, Maine • Dirigo

Career Games With:

Double Figure Points	N/A
20-Plus Points	N/A
30-Plus Points	N/A
10-Plus Rebounds	N/A
10-Plus Assists	N/A
Double-Double	N/A

2011-12 Honors, Awards & Accomplishments

- Started three consecutive games (Maryland, Maine, Dartmouth); first three starts of Irish career
- Career highs in blocks (3), FT's (4) and minutes (25) and tied career high in rebounds (5) against Dartmouth (12/10/11)
- Career high nine points against Sacred Heart (12/19/11)

Season and Career Bests

Points	9 (vs. Sacred Heart 12/19/11)	FG's	3 (on four occasions)
Season	9 (vs. Sacred Heart 12/19/11)	Career	3 (on six occasions)
Rebounds	5 (vs. Dartmouth 12/10/11)	3PT FG's	Season --
Season	5 (on two occasions)	Career	--
Assists	2 (on three occasions)	FT's	4 (vs. Dartmouth 12/10/11)
Season	2 (on three occasions)	Career	4 (vs. Dartmouth 12/10/11)
Steals	2 (vs. Sam Houston 11/16/11)	Minutes	25 (vs. Dartmouth 12/10/11)
Season	2 (vs. Sam Houston 11/16/11)	Career	25 (vs. Dartmouth 12/10/11)
Blocks	3 (vs. Dartmouth 12/10/11)		
Season	3 (vs. Dartmouth 12/10/11)		
Career	3 (vs. Dartmouth 12/10/11)		

Game-By-Game Stats

	Start	FG-A	3P-A	FT-A	Reb	PF	TP	A	TO	BK	S	Min
Mississippi Valley State		0-0	0-0	0-0	2	0	0	0	0	0	0	5
Detroit		0-1	0-0	0-0	1	0	0	0	0	0	0	1
Sam Houston State		3-7	0-0	1-2	1	1	7	2	0	0	2	19
Delaware State		3-4	0-0	0-0	0	2	6	0	0	0	0	8
Missouri												DNP
Georgia												DNP
Bryant		2-3	0-0	0-0	0	2	4	1	0	0	0	8
Gonzaga		2-3	0-0	0-0	3	3	4	1	0	2	0	14
Maryland	*	2-3	0-0	0-0	0	2	4	0	0	0	0	9
Maine	*	2-6	0-0	3-5	2	2	7	2	2	1	1	23
Dartmouth	*	2-6	0-0	4-4	5	1	8	1	1	3	1	25
Indiana		0-1	0-0	0-2	0	1	0	0	0	1	0	5
Sacred Heart		3-4	0-0	3-4	1	1	9	2	1	0	0	11
Pittsburgh		3-5	0-0	0-0	1	1	6	0	0	2	0	14
Cincinnati		2-4	0-0	0-1	3	1	4	0	2	0	0	12
Louisville												DNP
South Florida		0-0	0-0	0-0	1	1	0	0	0	1	0	9
Connecticut		1-4	0-0	0-0	4	1	2	0	0	0	0	9
Rutgers												
Syracuse												
Seton Hall												
Connecticut												
Marquette												
West Virginia												
DePaul												
Rutgers												
Villanova												
West Virginia												
St. John's												
Georgetown												
Providence												

Career Stats vs. The BIG EAST


Opponent	GP-GS	Min.	FG-A	3PT-A	FT-A	Reb.	A	PF	B	S	Pts.
Cincinnati	2-0	16	3-5	0-0	0-1	3/1.5	0	2	0	0	6/3.0
Connecticut	1-0	9	1-4	0-0	0-0	4/4.0	0	1	0	0	2/2.0
DePaul	1-0	2	1-1	0-0	0-0	0/0.0	0	0	0	0	2/2.0
Georgetown	0-0	0	0-0	0-0	0-0	0/0.0	0	0	0	0	0/0.0
Louisville	0-0	0	0-0	0-0	0-0	0/0.0	0	0	0	0	0/0.0
Marquette	1-0	2	0-0	0-0	0-0	1/1.0	0	0	0	0	0/0.0
Pittsburgh	1-0	14	3-5	0-0	0-0	1/1.0	0	1	2	0	6/6.0
Providence	0-0	0	0-0	0-0	0-0	0/0.0	0	0	0	0	0/0.0
Rutgers	0-0	0	0-0	0-0	0-0	0/0.0	0	0	0	0	0/0.0
St. John's	1-0	0	0-0	0-0	0-0	0/0.0	0	0	0	0	0/0.0
Seton Hall	0-0	0	0-0	0-0	0-0	0/0.0	0	0	0	0	0/0.0
USF	2-0	14	0-2	0-0	0-0	1/0.5	0	1	1	0	0/0.0
Syracuse	1-0	0+	0-0	0-0	0-0	0/0.0	0	0	0	0	0/0.0
Villanova	1-0	1	0-0	0-0	0-0	1/1.0	1	1	0	0	0/0.0
West Virginia	0-0	0	0-0	0-0	0-0	0/0.0	0	0	0	0	0/0.0

Career Statistics

Season	GP-GS	Min	Avg	FG-A	Pct	3FG-A	Pct	FT-A	Pct	O-D-TOT	Avg	PF-FO	Ast	TO	Blk	Stl	Pts	Avg	
2009-10										Did Not Play									
2010-11	14-0	53	3.8	9-19	.474	0-0	.000	2-2	1.000	7-9-16	1.1	3-0	3	1	2	0	20	1.4	
2011-12	15-3	172	11.5	25-51	.490	0-0	.000	11-18	.611	10-14-24	1.6	19-0	9	6	10	5	61	4.1	
TOTAL	29-3	225	7.8	34-70	.486	0-0	.000	13-20	.650	17-23-40	1.4	22-0	12	7	12	5	81	2.8	

Career BIG EAST Statistics

Season	GP-GS	Min	Avg	FG-A	Pct	3FG-A	Pct	FT-A	Pct	O-D-TOT	Avg	PF-FO	Ast	TO	Blk	Stl	Pts	Avg	
2009-10										Did Not Play									
2010-11	6-0	11	1.8	1-3	.333	0-0	.000	0-0	.000	1-1-2	0.3	1-0	1	0	0	0	2	0.3	
2011-12	4-0	44	11.0	6-13	.462	0-0	.000	0-1	.000	5-4-9	2.3	4-0	0	2	3	0	12	3.0	
TOTAL	10-0	55	5.5	7-16	.438	0-0	.000	0-1	.000	6-5-11	1.1	5-0	1	2	3	0	14	1.4	



32 Joey Brooks | Junior • Guard

6-6 • 220
Houston, Texas • Strake Jesuit Prep School

Career Games With:

Double Figure Points	5
20-Plus Points.....	N/A
30-Plus Points.....	N/A
10-Plus Rebounds.....	N/A
10-Plus Assists	N/A
Double-Double	N/A

2011-12 Honors, Awards & Accomplishments

- First career start against Mississippi Valley State (11/12/11)
- Set career bests in points (13), rebounds (9), FT's (7) and minutes (35) in second career start against Detroit (11/14/11)
- Match career high in points (13) while also setting career best in FG's (5), 3FG's (2) and blocks (3) against Bryant (11/27/11)

Season and Career Bests

Points	13 (on three occasions)	FG's	5 (on two occasions)
Season	13 (on three occasions)	Season	5 (on two occasions)
Career	13 (on three occasions)	Career	5 (on two occasions)
Rebounds	9 (vs. Detroit 11/14/11)	3PT FG's	2 (vs. Bryant 11/27/11)
Season	9 (vs. Detroit 11/14/11)	Season	2 (vs. Bryant 11/27/11)
Career	9 (vs. Detroit 11/14/11)	Career	2 (vs. Bryant 11/27/11)
Assists	3 (on two occasions)	FT's	7 (vs. Detroit 11/14/11)
Season	3 (on two occasions)	Season	7 (vs. Detroit 11/14/11)
Career	3 (on three occasions)	Career	7 (vs. Detroit 11/14/11)
Steals	2 (vs. Detroit 11/14/11)	Minutes	35 (vs. Detroit 11/14/11)
Season	2 (vs. Detroit 11/14/11)	Season	35 (vs. Detroit 11/14/11)
Career	3 (vs. Georgia Southern 11/12/10)	Career	35 (vs. Detroit 11/14/11)
Blocks	3 (vs. Bryant 11/27/11)		
Season	3 (vs. Bryant 11/27/11)		
Career	3 (vs. Bryant 11/27/11)		

Game-By-Game Stats

	Start	FG-A	3P-A	FT-A	Reb	PF	TP	A	TO	BK	S	Min
Mississippi Valley State	*	3-6	1-2	2-4	4	1	9	3	2	0	0	29
Detroit	*	3-9	0-0	7-13	9	3	13	2	1	0	2	35
Sam Houston State	*	0-4	0-0	0-0	1	1	0	1	0	0	0	12
Delaware State												
DNP - illness												
Missouri		1-5	1-2	1-2	1	2	4	1	1	0	0	14
Georgia		0-1	0-0	0-0	0	0	0	0	0	0	0	3
Bryant	*	5-7	2-2	1-2	6	3	13	2	2	3	0	24
Gonzaga	*	3-7	0-2	0-2	5	3	6	1	1	0	0	28
Maryland	*	2-6	0-1	3-4	3	3	7	1	0	0	0	26
Maine	*	1-2	0-0	0-0	1	1	2	1	1	0	0	10
Dartmouth		5-6	0-0	3-3	4	3	13	2	1	0	0	22
Indiana		0-1	0-0	0-0	0	0	0	0	1	0	0	4
Sacred Heart		3-5	1-1	5-5	2	2	12	3	0	0	1	17
Pittsburgh		0-0	0-0	0-0	0	0	0	0	1	0	0	5
Cincinnati		0-2	0-1	0-0	4	2	0	2	0	0	0	16
Louisville		1-3	1-1	1-2	4	5	4	1	0	0	0	26
South Florida		0-1	0-1	3-4	1	0	3	0	0	0	1	5
Connecticut		1-4	0-1	0-0	3	0	2	0	1	0	0	13
Rutgers												
Syracuse												
Seton Hall												
Connecticut												
Marquette												
West Virginia												
DePaul												
Rutgers												
Villanova												
West Virginia												
St. John's												
Georgetown												
Providence												

Career Stats vs. The BIG EAST

Opponent	GP-GS	Min.	FG-A	3PT-A	FT-A	Reb.	A	PF	B	S	Pts.
Cincinnati	5-0	29	2-6	1-4	0-1	7/1.4	3	3	0	0	5/1.0
Connecticut	4-0	21	1-4	0-1	0-0	4/1.0	1	2	0	0	2/0.5
DePaul	2-0	11	0-0	0-0	2-2	1/0.5	0	0	0	0	2/1.0
Georgetown	0-0	0	0-0	0-0	0-0	0/0.0	0	0	0	0	0/0.0
Louisville	2-0	28	1-3	1-1	1-2	4/2.0	1	6	0	0	4/2.0
Marquette	2-0	18	1-2	0-0	1-4	1/0.5	0	3	0	2	3/1.5
Pittsburgh	1-0	5	0-0	0-0	0-0	0/0.0	0	0	0	0	0/0.0
Providence	1-0	0	0-0	0-0	0-0	0/0.0	0	0	0	0	0/0.0
Rutgers	2-0	5	0-1	0-0	0-0	0/0.0	0	0	0	1	0/0.0
St. John's	3-0	38	1-1	0-0	9-16	5/1.7	0	4	0	2	11/3.7
Seton Hall	2-0	8	1-1	0-0	1-2	0/0.0	0	2	0	1	3/1.5
USF	2-0	14	0-2	0-1	3-6	1/0.5	0	1	0	1	3/1.5
Syracuse	1-0	1	0-0	0-0	0-0	0/0.0	0	0	0	0	0/0.0
Villanova	2-0	8	1-2	0-0	0-0	0/0.0	1	0	0	1	2/1.0
West Virginia	2-0	11	2-3	1-1	0-0	1/0.5	0	1	0	0	5/2.5

Career Statistics

Season	GP-GS	Min	Avg	FG-A	Pct	3FG-A	Pct	FT-A	Pct	O-D-TOT	Avg	PF-FO	Ast	TO	Blk	Stl	Pts	Avg
2009-10	22-0	86	3.9	15-31	.484	4-7	.571	11-16	.688	5-4-9	0.4	12-0	4	5	0	9	45	2.0
2010-11	27-0	205	7.6	12-34	.353	1-13	.077	17-37	.459	7-22-29	1.1	25-1	11	15	0	10	42	1.6
2011-12	17-7	289	17.0	28-69	.406	6-14	.429	26-41	.634	14-34-48	2.8	29-1	20	12	3	4	88	5.2
TOTAL	66-7	580	8.8	55-134	.410	11-34	.324	54-94	.574	26-60-86	1.3	66-2	35	32	3	23	175	2.7

Career BIG EAST Statistics

Season	GP-GS	Min	Avg	FG-A	Pct	3FG-A	Pct	FT-A	Pct	O-D-TOT	Avg	PF-FO	Ast	TO	Blk	Stl	Pts	Avg
2009-10	11-0	39	3.5	5-8	.625	2-2	1.000	3-4	.750	0-3-3	0.3	5-0	2	1	0	3	15	1.4
2010-11	13-0	87	6.7	2-6	.333	0-2	.000	10-23	.435	1-8-9	0.7	9-0	0	5	0	4	14	1.1
2011-12	5-0	65	13.0	2-10	.200	1-4	.250	4-6	.667	5-7-12	2.4	7-1	3	2	0	1	9	1.8
TOTAL	29-0	191	6.6	9-24	.375	3-8	.375	17-33	.515	6-18-24	0.8	21-1	5	8	0	8	38	1.3



33 Mike Broghammer | Junior • Forward 6-9 • 265 Orono, Minn. • Hopkins

Career Games With:

Double Figure Points.....	N/A
20-Plus Points.....	N/A
30-Plus Points.....	N/A
10-Plus Rebounds.....	N/A
10-Plus Assists.....	N/A
Double-Double.....	N/A

2011-12 Honors, Awards & Accomplishments

- Set career high in assists with two against Sam Houston State (11/16/11)
- Set career highs in points (9) and FG's (4) against Delaware State (11/18/11)
- Notched career marks in rebounds (7), blocks (2) and minutes (16) against Maryland (12/4/11)

Season and Career Bests

Points	9 (vs. Delaware St. 11/18/11)	FG's	4 (vs. Delaware St. 11/18/11)
Season	9 (vs. Delaware St. 11/18/11)	Career	4 (vs. Delaware St. 11/18/11)
Rebounds	7 (vs. Maryland 12/4/11)	3PT FG's	--
Season	7 (vs. Maryland 12/4/11)	Season	--
Career	7 (vs. Maryland 12/4/11)	Career	1 (vs. Bucknell 12/22/09)
Assists	2 (on two occasions)	FT's	1 (on two occasions)
Season	2 (on two occasions)	Career	1 (on eight occasions)
Career	2 (on two occasions)	Minutes	16 (vs. Maryland 12/4/11)
Steals	1 (on four occasions)	Season	16 (vs. Maryland 12/4/11)
Season	1 (on four occasions)	Career	16 (vs. Maryland 12/4/11)
Career	2 (vs. Louisville 2/17/10)		
Blocks	2 (on two occasions)		
Season	2 (on two occasions)		
Career	2 (on two occasions)		

Game-By-Game Stats

	Start	FG-A	3P-A	FT-A	Reb	PF	TP	A	TO	BK	S	Min
Mississippi Valley State		3-4	0-0	0-0	2	0	6	0	0	1	1	8
Detroit		0-1	0-0	0-2	0	0	0	0	0	0	0	1
Sam Houston State		1-1	0-0	0-0	2	1	2	2	1	1	0	11
Delaware State		4-5	0-0	1-2	5	3	9	1	1	0	0	12
Missouri		0-0	0-0	0-0	1	0	0	0	0	0	0	4
Georgia		0-0	0-0	0-0	0	0	0	0	0	0	0	1
Bryant		3-4	0-0	0-0	4	1	6	1	0	0	0	10
Gonzaga		0-1	0-0	0-0	0	2	0	0	2	0	1	4
Maryland		0-2	0-0	0-2	7	1	0	0	0	2	0	16
Maine		1-1	0-0	0-2	1	1	2	2	1	0	1	11
Dartmouth		2-3	0-0	0-0	2	5	4	0	1	2	1	11
Indiana		0-0	0-0	0-0	0	2	0	0	0	0	0	3
Sacred Heart		3-3	0-0	1-3	6	1	7	1	0	1	0	12
Pittsburgh		0-0	0-0	0-0	0	0	0	0	0	0	0	1
Cincinnati												DNP
Louisville		1-1	0-0	0-0	0	4	2	0	1	1	0	7
South Florida		0-1	0-0	0-0	0	0	0	0	0	0	0	1
Connecticut		0-0	0-0	0-0	0	0	0	0	0	0	0	1
Rutgers												
Syracuse												
Seton Hall												
Connecticut												
Marquette												
West Virginia												
DePaul												
Rutgers												
Villanova												
West Virginia												
St. John's												
Georgetown												
Providence												

Career Stats vs. The BIG EAST

Opponent	GP-GS	Min.	FG-A	3PT-A	FT-A	Reb.	A	PF	B	S	Pts.
Cincinnati	0-0	0	0-0	0-0	0-0	0/0.0	0	0	0	0	0/0.0
Connecticut	2-0	2	0-0	0-0	0-0	0/0.0	0	0	0	0	0/0.0
DePaul	0-0	0	0-0	0-0	0-0	0/0.0	0	0	0	0	0/0.0
Georgetown	0-0	0	0-0	0-0	0-0	0/0.0	0	0	0	0	0/0.0
Louisville	2-0	17	2-3	0-0	0-0	1/0.5	0	9	1	2	4/2.0
Marquette	1-0	2	1-1	0-0	0-0	0/0.0	0	0	0	0	2/2.0
Pittsburgh	2-0	4	0-1	0-0	0-0	0/0.0	0	0	0	0	0/0.0
Providence	0-0	0	0-0	0-0	0-0	0/0.0	0	0	0	0	0/0.0
Rutgers	0-0	0	0-0	0-0	0-0	0/0.0	0	0	0	0	0/0.0
St. John's	1-0	2	0-0	0-0	0-0	0/0.0	0	0	1	0	0/0.0
Seton Hall	0-0	0	0-0	0-0	0-0	0/0.0	0	0	0	0	0/0.0
USF	1-0	1	0-1	0-0	0-0	0/0.0	0	0	0	0	0/0.0
Syracuse	1-0	1	0-0	0-0	0-0	0/0.0	0	0	0	0	0/0.0
Villanova	0-0	0	0-0	0-0	0-0	0/0.0	0	0	0	0	0/0.0
West Virginia	0-0	0	0-0	0-0	0-0	0/0.0	0	0	0	0	0/0.0

Career Statistics

Season	GP-GS	Min	Avg	FG-A	Pct	3FG-A	Pct	FT-A	Pct	O-D-TOT	Avg	PF-FO	Ast	TO	Blk	Stl	Pts	Avg
2009-10	13-0	71	5.5	10-22	.455	1-4	.250	3-7	.429	8-6-14	1.1	13-1	2	4	1	4	24	1.8
2010-11	10-0	52	5.2	8-20	.400	0-0	.000	2-6	.333	6-4-10	1.0	8-0	1	2	2	0	18	1.8
2011-12	17-0	114	6.7	18-27	.667	0-0	.000	2-11	.182	13-17-30	1.8	21-1	7	7	8	4	38	2.2
TOTAL	40-0	237	5.9	36-69	.522	1-4	.250	7-24	.292	27-27-54	1.4	42-2	10	13	11	8	80	2.0

Career BIG EAST Statistics

Season	GP-GS	Min	Avg	FG-A	Pct	3FG-A	Pct	FT-A	Pct	O-D-TOT	Avg	PF-FO	Ast	TO	Blk	Stl	Pts	Avg
2009-10	3-0	14	4.7	1-3	.333	0-0	.000	0-0	.000	1-0-1	0.3	5-1	0	1	0	2	2	0.7
2010-11	3-0	5	1.7	1-1	1.000	0-0	.000	0-0	.000	0-0-0	0.0	0-0	0	0	1	0	2	0.7
2011-12	4-0	10	2.5	1-2	.500	0-0	.000	0-0	.000	0-0-0	0.0	4-0	0	1	1	0	2	0.5
TOTAL	10-0	29	2.9	3-6	.500	0-0	.000	0-0	.000	1-0-1	0.1	9-1	0	2	2	2	6	0.6



45 Jack Cooley | Junior • Forward

6-9 • 248
Glenview, Ill. • Glenbrook South

Career Games With:

Double Figure Points.....	12
20-Plus Points.....	2
30-Plus Points.....	N/A
10-Plus Rebounds.....	6
10-Plus Assists.....	N/A
Double-Double.....	4

2011-12 Honors, Awards & Accomplishments

- Recorded all four career double-doubles this season
- First career start versus Mississippi Valley State (11/12/11)
- Set career marks in assists (4) and steals (3) against Sam Houston State (11/16/11)
- Registered first career double-double with 11 points (including then-career-high 7 free throws) and a career-best 17 rebounds against Delaware State (11/18/11)
- Matched career best with 3 steals against Missouri (11/21/11)
- Recorded career best 2 blocks for fifth time in career against Georgia (11/22/11)
- Posted second double-double of the season (22 points, 14 rebounds) against Maine (12/8/11) ... 22 points marked a career best, including career high 8 FT's
- Matched career high in points (22) while blocking a career best four shots against Dartmouth (12/10/11)
- Named to the BIG EAST Weekly Honor Roll (Dec. 12)

Season and Career Bests

Points	22 (on two occasions)	FG's	9 (vs. Dartmouth 12/10/11)
Season	22 (on two occasions)	Career	9 (on two occasions)
Rebounds	17 (vs. Delaware St. 11/18/11)	3PT FG's	--
Season	17 (vs. Delaware St. 11/18/11)	Season	--
Career	17 (vs. Delaware St. 11/18/11)	Career	--
Assists	4 (vs. Sam Houston 11/16/11)	FT's	8 (vs. Maine 12/8/11)
Season	4 (vs. Sam Houston 11/16/11)	Season	8 (vs. Maine 12/8/11)
Career	4 (vs. Sam Houston 11/16/11)	Career	8 (vs. Maine 12/8/11)
Steals	3 (on two occasions)	Minutes	43 (vs. Louisville 1/7/12)
Season	3 (on two occasions)	Season	43 (vs. Louisville 1/7/12)
Career	3 (on two occasions)	Career	43 (vs. Louisville 1/7/12)
Blocks	4 (vs. Dartmouth 12/10/11)		
Season	4 (vs. Dartmouth 12/10/11)		
Career	4 (vs. Dartmouth 12/10/11)		

Game-By-Game Stats

	Start	FG-A	3P-A	FT-A	Reb	PF	TP	A	TO	BK	S	Min
Mississippi Valley State	*	0-5	0-0	3-4	10	3	3	1	1	1	0	17
Detroit	*	3-3	0-0	1-1	8	4	7	2	4	2	0	22
Sam Houston State	*	2-3	0-0	2-4	6	3	6	4	3	1	3	24
Delaware State	*	2-7	0-0	7-8	17	2	11	1	2	0	0	31
Missouri	*	0-1	0-0	0-0	1	1	0	0	0	0	3	18
Georgia	*	1-1	0-0	0-3	6	2	2	0	1	2	1	22
Bryant		2-3	0-0	0-0	2	1	4	1	2	0	0	10
Gonzaga	*	3-7	0-0	0-1	6	1	6	0	1	0	0	21
Maryland												DNP-illness
Maine		7-11	0-0	8-9	14	3	22	1	1	2	0	27
Dartmouth	*	9-11	0-0	4-4	9	2	22	1	1	4	1	25
Indiana	*	4-5	0-0	4-5	5	5	12	0	2	1	1	21
Sacred Heart	*	7-7	0-0	5-6	8	1	19	0	0	3	0	25
Pittsburgh	*	3-7	0-0	2-4	14	3	8	1	1	2	1	32
Cincinnati	*	7-12	0-0	1-3	11	0	15	0	2	3	1	29
Louisville	*	6-12	0-0	6-7	10	3	18	1	1	1	1	43
South Florida	*	7-11	0-0	2-4	7	1	16	3	0	2	0	31
Connecticut	*	2-7	0-0	3-3	6	2	7	1	2	1	0	25
Rutgers												
Syracuse												
Seton Hall												
Connecticut												
Marquette												
West Virginia												
DePaul												
Rutgers												
Villanova												
West Virginia												
St. John's												
Georgetown												
Providence												

Career Stats vs. The BIG EAST

Opponent	GP-GS	Min.	FG-A	3PT-A	FTA	Reb.	A	PF	B	S	Pts.
Cincinnati	4-1	50	9-15	0-0	1-3	18/4.5	0	2	5	1	19/4.8
Connecticut	5-1	65	5-14	0-0	4-5	20/4.0	1	7	1	1	14/2.8
DePaul	1-0	7	1-2	0-0	1-2	1/1.0	1	3	0	0	3/3.0
Georgetown	2-0	17	3-3	0-0	0-0	4/2.0	0	0	0	0	6/3.0
Louisville	4-1	94	14-20	0-0	6-8	24/6.0	1	13	4	4	34/8.5
Marquette	2-0	11	0-2	0-0	0-0	3/1.5	0	2	0	0	0/0.0
Pittsburgh	3-1	55	4-9	0-0	2-5	19/6.3	1	8	4	1	10/3.3
Providence	1-0	8	1-2	0-0	0-0	2/2.0	2	0	0	0	2/2.0
Rutgers	1-0	4	1-2	0-0	0-0	1/1.0	0	0	1	0	2/2.0
St. John's	3-0	29	2-5	0-0	3-6	8/2.7	0	4	2	1	7/2.3
Seton Hall	1-0	5	0-0	0-0	0-2	1/1.0	0	1	0	0	0/0.0
USF	3-1	47	16-21	0-0	2-5	15/5.0	3	3	3	1	34/11.3
Syracuse	1-0	12	2-3	0-0	0-0	2/2.0	0	2	1	0	4/4.0
Villanova	2-0	14	0-0	0-0	0-0	5/2.5	1	1	1	0	0/0.0
West Virginia	1-0	9	0-2	0-0	0-0	3/3.0	1	1	0	0	0/0.0

Career Statistics

Season	GP-GS	Min	Avg	FG-A	Pct	3FG-A	Pct	FT-A	Pct	O-D-TOT	Avg	PF-FO	Ast	TO	Blk	Stl	Pts	Avg
2009-10	21-0	111	5.3	8-20	.400	0-0	.000	4-12	.333	22-15-37	1.8	19-1	1	4	5	3	20	1.0
2010-11	34-0	351	10.3	55-84	.655	0-0	.000	15-29	.517	53-53-106	3.1	51-0	11	11	18	8	125	3.7
2011-12	17-15	423	24.9	65-113	.575	0-0	.000	48-66	.727	62-78-140	8.2	37-1	17	24	25	12	178	10.5
TOTAL	72-15	885	12.3	128-217	.590	0-0	.000	67-107	.626	137-146-283	3.9	107-2	29	39	48	23	323	4.5

Career BIG EAST Statistics

Season	GP-GS	Min	Avg	FG-A	Pct	3FG-A	Pct	FT-A	Pct	O-D-TOT	Avg	PF-FO	Ast	TO	Blk	Stl	Pts	Avg
2009-10	9-0	59	6.6	4-6	.667	0-0	.000	1-4	.250	7-8-15	1.7	14-1	0	1	2	2	9	1.0
2010-11	18-0	177	9.8	25-40	.625	0-0	.000	4-11	.364	23-27-50	2.8	23-0	5	4	8	3	54	3.0
2011-12	5-5	160	32.0	25-49	.510	0-0	.000	14-21	.667	25-23-48	9.6	9-0	6	6	9	3	64	12.8
TOTAL	32-5	396	12.4	54-95	.568	0-0	.000	19-36	.528	55-58-113	3.5	46-1	11	11	19	8	127	4.0

Game #1	Notre Dame 80, Mississippi Valley State 67												
	Notre Dame, Ind. (Purcell Pavilion)												
	November 12, 2011												
Mississippi Valley State	FG-A	3FG-A	FT-A	REB	PF	TP	A	TO	BK	ST	MIN		
Amos Stuidvant	6-9	0-0	0-0	1-4-5	4	12	0	1	0	0	33		
Falando Jones	5-11	1-2	2-3	4-1-5	5	13	1	4	0	1	27		
Paul Crosby	3-9	1-3	0-0	1-3-4	4	7	3	3	0	0	31		
Terrence Joyner	5-15	3-10	1-5	1-8-9	1	14	5	3	0	2	33		
Kevin Burwell	6-9	2-4	0-0	0-2-2	3	14	4	0	0	0	30		
Luka Pajkovic	0-0	0-0	0-0	0-1-1	1	0	3	0	0	1	5		
Brent Arrington	1-2	1-2	0-0	0-0-0	3	3	0	1	0	0	17		
Cor-J Cox	2-7	0-1	0-0	0-2-2	2	4	0	0	0	1	23		
Blake Ralling	0-1	0-1	0-0	0-0-0	0	0	0	0	0	0	1		
Team				2-0-2									
Totals	28-63	8-23	3-8	9-21-30	23	67	16	12	0	5	200		
Total FG%	1st Half: 13-31, 41.9%			2nd Half: 15-32, 46.9%			Game: 44.4%						
3-PT FG%	1st Half: 3-9, 33.3%			2nd Half: 5-14, 35.7%			Game: 34.8%						
FT %	1st Half: 1-4, 25.0%			2nd Half: 2-4, 50.0%			Game: 37.5%						
Deadball Rebounds: 2													

Notre Dame	FG-A	3FG-A	FT-A	REB	PF	TP	A	TO	BK	ST	MIN	
Jack Cooley	0-5	0-0	3-4	4-6-10	3	3	1	1	1	0	17	
Eric Atkins	6-7	3-3	12-12	0-4-4	3	27	6	4	0	1	37	
Scott Martin	6-14	2-6	1-2	1-4-5	3	15	2	3	0	1	34	
Jerian Grant	4-7	2-3	1-1	1-1-2	1	11	5	1	0	2	33	
Joey Brooks	3-6	1-2	2-4	1-3-4	1	9	3	2	0	0	29	
Patrick Crowley	0-0	0-0	0-0	0-0-0	0	0	0	0	0	0	1	
Alex Dragicevich	2-7	0-3	3-4	2-2-4	0	7	2	0	0	0	21	
Pat Connaughton	0-4	0-2	2-2	0-4-4	1	2	0	0	0	0	15	
Tom Knight	0-0	0-0	0-0	0-2-2	0	0	0	0	0	0	5	
Mike Broghammer	3-4	0-0	0-0	1-1-2	0	6	0	0	1	1	8	
Team				0-2-2								
Totals	24-54	8-19	24-29	10-29-39	12	80	19	11	2	5	200	
Total FG%	1st Half: 13-27, 48.1%			2nd Half: 11-27, 40.7%			Game: 44.4%					
3-PT FG%	1st Half: 5-11, 45.5%			2nd Half: 3-8, 37.5%			Game: 42.1%					
FT %	1st Half: 7-8, 87.5%			2nd Half: 17-21, 81.0%			Game: 82.8%					
Deadball Rebounds: 4												

SCORE BY PERIODS

	1	2	F
Mississippi Valley State	30	37	67
Notre Dame	38	42	80

OFFICIALS: Tim Clougherty, Jeff Clark, Alfred Smith
TECHNICALS: Mississippi Valley State - TEAM 2. Notre Dame - None.
ATTENDANCE: 7,087

Notes: The contest was the first-ever meeting between the Irish and Mississippi Valley State ... Notre Dame extended its home win streak at Purcell Pavilion to 20 games ... The Irish have won 13 straight season openers (all 12 under Mike Brey) and are now 89-18 all-time in season openers ... Notre Dame has made a three-pointer in 409 consecutive games ... Making the first starts of their career were Joey Brooks, Jack Cooley and Jerian Grant ... Eric Atkins' 27 points were a career high and he reached double figures for the eighth time in his career ... He also made a career-high three three-pointers and 12 free throws ... Jerian Grant's 11 points were a career high ... Mike Broghammer's six points were a career best ... Jack Cooley notched double figures in rebounds for the first time in his career ... Scott Martin's 15 points marked the 33rd time that he reached double figures in his career.

Game #3	Notre Dame 74, Sam Houston State 41												
	Notre Dame, Ind. (Purcell Pavilion)												
	November 16, 2011 • Progressive CBE Classic												
Sam Houston State	FG-A	3FG-A	FT-A	REB	PF	TP	A	TO	BK	ST	MIN		
Steven Werner	2-4	0-0	0-0	1-2-3	5	4	0	1	0	0	15		
Marcus James	6-14	3-4	1-2	1-7-8	1	16	0	4	1	1	30		
Darius Gatson	1-7	0-3	0-0	0-1-1	1	2	2	0	1	0	22		
Demarcus Gattin	2-8	0-3	0-0	1-5-6	2	4	3	5	0	1	33		
Konner Tucker	2-7	0-3	1-1	0-2-2	2	5	1	1	0	0	36		
Marquel McKinney	0-1	0-1	0-0	0-1-1	1	0	0	0	0	0	5		
Aaron Harwell	1-3	0-0	0-0	0-2-2	0	2	3	1	0	0	16		
Cameron Sadler	0-0	0-0	0-0	0-0-0	0	0	0	0	0	0	1		
Aaron Thompson	1-5	0-1	0-0	0-0-0	1	2	1	1	0	0	16		
Wesley Fritz	0-0	0-0	0-0	0-0-0	0	0	0	0	0	0	1		
Michael Holyfield	3-4	0-0	0-2	2-6-8	4	6	1	3	0	0	25		
Team				2-1-3									
Totals	18-53	3-15	2-5	7-27-34	17	41	11	18	1	3	200		
Total FG%	1st Half: 7-24, 29.2%			2nd Half: 11-29, 37.9%			Game: 34.0%						
3-PT FG%	1st Half: 1-5, 20.0%			2nd Half: 2-10, 20.0%			Game: 20.0%						
FT %	1st Half: 1-1, 100.0%			2nd Half: 1-4, 25.0%			Game: 40.0%						
Deadball Rebounds: 2													

Notre Dame	FG-A	3FG-A	FT-A	REB	PF	TP	A	TO	BK	ST	MIN	
Jack Cooley	2-3	0-0	2-4	2-4-6	3	6	4	3	1	3	24	
Alex Dragicevich	2-6	1-4	2-4	0-3-3	0	7	3	1	1	0	33	
Scott Martin	4-9	2-4	1-2	1-4-5	3	11	1	2	0	1	30	
Jerian Grant	6-6	1-1	4-7	0-6-6	0	17	7	1	0	2	36	
Joey Brooks	0-4	0-0	0-0	0-1-1	1	0	1	0	0	0	12	
Patrick Crowley	0-1	0-0	0-0	0-1-1	0	0	0	0	0	0	2	
Pat Connaughton	9-14	6-10	0-1	0-5-5	1	24	1	1	0	2	33	
Tom Knight	3-7	0-0	1-2	0-1-1	1	7	2	0	0	2	19	
Mike Broghammer	1-1	0-0	0-0	0-2-2	1	2	2	1	1	0	11	
Team				0-2-2								
Totals	27-51	10-19	10-20	3-29-32	10	74	21	9	3	10	200	
Total FG%	1st Half: 13-22, 59.1%			2nd Half: 14-29, 48.3%			Game: 52.9%					
3-PT FG%	1st Half: 6-10, 60.0%			2nd Half: 4-9, 44.4%			Game: 52.6%					
FT %	1st Half: 6-11, 54.5%			2nd Half: 4-9, 44.4%			Game: 50.0%					
Deadball Rebounds: 4												

SCORE BY PERIODS

	1	2	F
Sam Houston State	16	25	41
Notre Dame	38	36	74

OFFICIALS: Guy Pagano, Jim Bruno, Rob Riley
TECHNICALS: Sam Houston State - None. Notre Dame - None.
ATTENDANCE: 6,614

Notes: Notre Dame is off to a 3-0 start for the fourth straight season ... The 41 points allowed were the fewest by an Irish team since Monmouth scored 33 on Nov. 16, 2007 ... The 16 points by Sam Houston State in the first half were the fewest by a Notre Dame opponent in the a half since California scored five first-half points on Nov. 26, 2010 ... Pat Connaughton 24 points were the most by an Irish freshman since Torin Francis had 25 against Arizona on March 27, 2003 ... Connaughton's six three-pointers were the most for an Irish freshman since Chris Thomas had six against Connecticut on March 8, 2002 ... Notre Dame upped its home win streak to 22 straight games ... Jerian Grant's career high 17 points marked his third straight game in double figures ... Grant is the first player since Luke Harangody in 2006-07 to score in double figures in his first three collegiate outings ... Tom Knight's seven points matched his career high.

Game #2	Notre Dame 59, Detroit 53												
	Notre Dame, Ind. (Purcell Pavilion)												
	November 14, 2011 • Progressive CBE Classic												
Detroit	FG-A	3FG-A	FT-A	REB	PF	TP	A	TO	BK	ST	MIN		
LaMarcus Lowe	4-8	0-0	0-0	4-6-10	5	8	1	2	5	0	23		
Nick Minnerath	1-4	0-0	0-1	0-1-1	4	2	0	0	0	0	24		
Chase Simon	6-23	1-4	0-0	2-9-11	2	13	2	2	1	4	37		
Ray McCallum	7-17	4-8	2-2	3-4-7	4	20	4	2	0	1	37		
Jason Calliste	1-9	1-7	2-2	2-2-4	3	5	4	1	0	0	34		
Donavan Foster	0-1	0-0	0-2	1-0-1	2	0	1	4	0	0	15		
PJ Boutte	0-0	0-0	0-0	0-0-0	0	0	0	0	0	0	1		
Doug Anderson	2-6	0-2	1-1	3-3-6	4	5	1	0	1	0	25		
Evan Bruinsma	0-0	0-0	0-0	0-0-0	2	0	0	0	0	0	4		
Team				2-2-4									
Totals	21-68	6-21	5-8	17-27-44	26	53	13	12	7	5	200		
Total FG%	1st Half: 11-30, 36.7%			2nd Half: 10-38, 26.3%			Game: 30.9%						
3-PT FG%	1st Half: 6-14, 42.9%			2nd Half: 0-7, 0.0%			Game: 28.6%						
FT %	1st Half: 3-5, 60.0%			2nd Half: 2-3, 66.7%			Game: 62.5%						
Deadball Rebounds: 1													

Notre Dame	FG-A	3FG-A	FT-A	REB	PF	TP	A	TO	BK	ST	MIN	
Jack Cooley	3-3	0-0	1-1	2-6-8	4	7	2	4	2	0	22	
Eric Atkins	4-9	0-2	5-8	0-2-2	1	13	4	3	0	0	39	
Scott Martin	1-7	1-5	0-0	1-5-6	2	3	0	3	0	1	39	
Jerian Grant	4-10	3-6	0-0	0-2-2	0	11	3	1	0	1	30	
Joey Brooks	3-9	0-0	7-13	2-7-9	3	13	2	1	0	2	35	
Alex Dragicevich	0-2	0-1	2-4	0-2-2	0	2	1	0	1	0	13	
Pat Connaughton	4-5	0-1	2-3	2-7-9	2	10	0	1	0	0	20	
Tom Knight	0-1	0-0	0-0	0-1-1	0	0	0	0	0	0	1	
Mike Broghammer	0-1	0-0	0-2	0-0-0	0	0	0	0	0	0	1	
Team				3-0-3								
Totals	19-47	4-15	17-31	10-32-42	12	59	12	13	3	4	200	
Total FG%	1st Half: 9-23, 39.1%			2nd Half: 10-24, 41.7%			Game: 40.4%					
3-PT FG%	1st Half: 2-7, 28.6%			2nd Half: 2-8, 25.0%			Game: 26.7%					
FT %	1st Half: 8-14, 57.1%			2nd Half: 9-17, 52.9%			Game: 54.8%					
Deadball Rebounds: 5												

SCORE BY PERIODS

	1	2	F
Detroit	31	22	53
Notre Dame	28	31	59

OFFICIALS: Steve Skiles, Larry Sciroto, Glenn Mayborg
TECHNICALS: Detroit - None. Notre Dame - None.
ATTENDANCE: 6,720

Notes: Notre Dame extended its current home win streak to 21 games ... This was the first meeting between the two schools since 1993 and 53rd overall ... With the win, the Irish snapped a two-game losing streak to the Titans and improved to 41-12 all-time ... Notre Dame hit a three-point field for the

Game #5												
#21/21 Missouri 87, Notre Dame 58												
Kansas City, Mo. (Sprint Center)												
Progressive CBE Classic Semifinal • November 21, 2011												
Missouri	FG-A	3FG-A	FT-A	REB	PF	TP	A	TO	BK	ST	MIN	
Ricardo Ratliffe	6-9	0-0	0-0	1-7-8	3	12	2	0	1	2	21	
Phil Pressey	6-10	1-2	4-4	0-4-4	0	17	2	0	0	2	33	
Matt Pressey	2-7	0-1	3-4	1-4-5	3	7	1	1	0	1	23	
Marcus Denmon	9-11	2-3	6-7	0-4-4	3	26	0	1	0	0	25	
Kim English	4-5	2-2	0-0	1-5-6	2	10	4	3	2	2	34	
Michael Dixon	3-10	0-3	0-0	0-5-5	1	6	2	2	0	2	34	
Kadeem Green	1-1	0-0	3-4	0-2-2	3	5	0	0	0	0	8	
Jarrett Sutton	0-0	0-0	0-0	0-0-0	0	0	0	0	0	0	4	
Steve Moore	1-2	0-0	2-2	0-2-2	2	4	1	1	2	1	16	
Andy Rosburg	0-0	0-0	0-0	0-0-0	0	0	0	0	0	0	2	
Team				1-1-2								
Totals	32-55	5-11	18-21	4-34-38	17	87	12	8	5	10	200	
Total FG%	1st Half: 19-30, 63.3%			2nd Half: 13-25, 52.0%			Game: 58.2%					
3-PT FG%	1st Half: 3-7, 42.9%			2nd Half: 2-4, 50.0%			Game: 45.5%					
FT %	1st Half: 11-13, 84.6%			2nd Half: 7-8, 87.5%			Game: 85.7%					
Deadball Rebounds:	3											

Notre Dame	FG-A	3FG-A	FT-A	REB	PF	TP	A	TO	BK	ST	MIN	
Tim Abramaitis	9-18	0-4	4-5	2-6-8	2	22	3	4	0	0	38	
Jack Cooley	0-1	0-0	0-0	0-1-1	1	0	0	0	0	3	18	
Eric Atkins	2-8	1-1	2-2	0-1-1	3	7	1	3	0	0	32	
Scott Martin	3-8	1-3	5-6	1-4-5	2	12	1	2	0	2	31	
Jerian Grant	3-8	0-2	0-1	0-1-1	2	6	2	2	0	0	27	
Alex Dragicevich	0-2	0-2	0-0	0-0-0	3	0	0	1	0	0	10	
Pat Connaughton	2-4	1-2	2-3	1-4-5	1	7	0	0	1	0	26	
Joey Brooks	1-5	1-2	1-2	0-1-1	2	4	1	1	0	0	14	
Mike Broghammer	0-0	0-0	0-0	0-1-1	0	0	0	0	0	0	4	
Team				1-0-1								
Totals	20-54	4-16	14-19	5-19-24	16	58	8	13	1	5	200	
Total FG%	1st Half: 13-26, 50.0%			2nd Half: 7-28, 25.0%			Game: 37.0%					
3-PT FG%	1st Half: 2-5, 40.0%			2nd Half: 2-11, 18.2%			Game: 25.0%					
FT %	1st Half: 9-11, 81.8%			2nd Half: 5-8, 62.5%			Game: 73.7%					
Deadball Rebounds:	0											

SCORE BY PERIODS

	1	2	F
Missouri	52	35	87
Notre Dame	37	21	58

OFFICIALS: Rick Hartzell, Tim Gattis, Brent Dugas
TECHNICALS: Missouri - None. Notre Dame - None.
ATTENDANCE: 11,436

Notes: Missouri and Notre Dame met for the ninth time and the first time since Jan. 12, 1995 ... With the win, the Tigers lead the all-time series 7-2 ... Tim Abramaitis returned to the Irish lineup and registered the 22nd 20-plus scoring effort of his career ... Notre Dame's 29-point deficit was the largest since a 31-point loss (101-70) to Connecticut on Jan. 12, 1999 ... Notre Dame has now made a three-point field goal in 413 consecutive games ... Abramaitis led the Irish in scoring for the 17th time in his career ... Scott Martin netted double figures for the fourth time in five games and 36th time in his career ... Notre Dame used its fourth different starting lineup of the season.

Game #7												
#21/21 Notre Dame 84, Bryant 59												
Notre Dame, Ind. (Purcell Pavilion)												
November 27, 2011												
Bryant	FG-A	3FG-A	FT-A	REB	PF	TP	A	TO	BK	ST	MIN	
Alex Francis	10-22	0-0	2-3	2-4-6	1	22	0	3	0	0	33	
Claybrin McMath	3-7	1-3	0-0	1-0-1	1	7	0	0	0	0	25	
Corey Maynard	4-10	2-8	1-2	0-7-7	3	11	4	1	0	2	34	
Troy Robinson	0-3	0-2	0-0	1-4-5	3	0	1	1	0	0	33	
Frankie Dobbs	3-14	3-10	4-4	4-4-8	2	13	7	0	0	2	38	
Erick Smith	0-0	0-0	0-0	0-0-0	0	0	0	0	0	0	2	
Dan Calandrillo	1-3	0-2	0-0	0-0-0	0	2	0	0	0	0	5	
Raphael Jordan	0-1	0-0	0-0	0-0-0	0	0	0	0	0	0	1	
Jordan Harris	1-2	0-1	0-0	1-0-1	2	2	0	0	0	0	10	
Vlad Kondratyev	1-2	0-0	0-2	0-2-2	2	2	0	1	0	0	9	
Ben Allit	0-1	0-0	0-0	0-0-0	0	0	0	2	1	0	10	
Team				1-2-3								
Totals	23-65	6-26	7-11	10-23-33	14	59	12	9	1	4	200	
Total FG%	1st Half: 12-35, 34.3%			2nd Half: 11-30, 36.7%			Game: 35.4%					
3-PT FG%	1st Half: 3-12, 25.0%			2nd Half: 3-14, 21.4%			Game: 23.1%					
FT %	1st Half: 1-1, 100.0%			2nd Half: 6-10, 60.0%			Game: 63.6%					
Deadball Rebounds:	1											

Notre Dame	FG-A	3FG-A	FT-A	REB	PF	TP	A	TO	BK	ST	MIN	
Eric Atkins	5-10	3-4	5-7	2-2-4	0	18	9	2	0	2	36	
Scott Martin	5-12	1-4	1-2	1-7-8	3	12	0	1	0	1	28	
Jerian Grant	3-7	2-4	4-4	2-9-11	0	12	7	1	0	1	33	
Pat Connaughton	1-5	0-1	0-0	0-3-3	0	2	3	1	0	0	24	
Joey Brooks	5-7	2-2	1-2	1-5-6	3	13	2	2	3	0	24	
Patrick Crowley	0-2	0-2	0-0	0-0-0	0	0	0	0	0	0	2	
Alex Dragicevich	5-11	3-8	0-0	0-4-4	1	13	0	1	0	0	25	
Tom Knight	2-3	0-0	0-0	0-0-0	2	4	1	0	0	0	8	
Mike Broghammer	3-4	0-0	0-0	4-0-4	1	6	1	0	0	0	10	
Jack Cooley	2-3	0-0	0-0	0-2-2	1	4	1	2	0	0	10	
Team				1-3-4								
Totals	31-64	11-25	11-15	11-35-46	11	84	24	10	3	4	200	
Total FG%	1st Half: 18-36, 50.0%			2nd Half: 13-28, 46.4%			Game: 48.4%					
3-PT FG%	1st Half: 7-13, 53.8%			2nd Half: 4-12, 33.3%			Game: 44.0%					
FT %	1st Half: 4-6, 66.7%			2nd Half: 7-9, 77.8%			Game: 73.3%					
Deadball Rebounds:	3											

SCORE BY PERIODS

	1	2	F
Bryant	28	31	59
Notre Dame	47	37	84

OFFICIALS: James Breeding, Rob Riley, Evon Burroughs
TECHNICALS: Bryant - TEAM. Notre Dame - None.
ATTENDANCE: 7,138

Notes: Notre Dame won its 24th straight home game with the victory ... The Irish used its fourth different starting lineup in the last five games ... Notre Dame had five players in double figures for the first time this season ... The 47 first-half points were the most for an Irish team in the first half of play ... Eric Atkins reached double figures for the fourth time while his nine assists were a career high ... Joey Brooks' 13 points matched a career high ... Alex Dragicevich reached double figures for the second time ... Jerian Grant's 12 points and career-high 11 rebounds marked his first career double double.

Game #6												
Georgia 61, Notre Dame 57												
Kansas City, Mo. (Sprint Center)												
Progressive CBE Classic Consolation • November 22, 2011												
Notre Dame	FG-A	3FG-A	FT-A	REB	PF	TP	A	TO	BK	ST	MIN	
Tim Abramaitis	1-12	0-7	4-4	0-6-6	5	6	2	2	0	1	38	
Jack Cooley	1-1	0-0	0-3	1-5-6	2	2	0	1	2	1	22	
Eric Atkins	4-8	1-1	3-4	1-1-2	3	12	1	4	0	2	38	
Scott Martin	2-9	0-5	2-2	1-2-3	3	6	0	1	1	1	24	
Jerian Grant	4-7	2-4	10-11	1-4-5	2	20	4	0	0	1	39	
Alex Dragicevich	0-1	0-0	0-0	0-0-0	1	0	0	0	0	0	7	
Pat Connaughton	4-7	1-3	2-4	0-0-0	0	11	0	0	0	0	18	
Joey Brooks	0-1	0-0	0-0	0-0-0	0	0	0	0	0	0	3	
Mike Broghammer	0-0	0-0	0-0	0-0-0	0	0	0	0	0	0	1	
Team				1-0-1								
Totals	16-46	4-20	21-28	5-18-23	16	57	7	8	3	7	200	
Total FG%	1st Half: 8-21, 38.1%			2nd Half: 8-25, 32.0%			Game: 34.8%					
3-PT FG%	1st Half: 2-10, 20.0%			2nd Half: 2-10, 20.0%			Game: 20.0%					
FT %	1st Half: 11-14, 78.6%			2nd Half: 10-14, 71.4%			Game: 75.0%					
Deadball Rebounds:	3											

Georgia	FG-A	3FG-A	FT-A	REB	PF	TP	A	TO	BK	ST	MIN	
Donte' Williams	4-11	0-0	1-5	3-4-7	3	9	0	2	0	2	32	
John Floures	0-1	0-0	0-0	0-1-1	2	0	1	0	1	1	12	
Kentavious Caldwell-Pope	5-12	4-9	2-4	1-4-5	3	16	0	3	0	1	31	
Dustin Ware	2-7	2-5	2-2	0-2-2	2	8	2	1	0	1	29	
Vincent Williams	3-5	2-3	0-0	0-1-1	1	8	2	0	0	0	16	
Marcus Thornton	0-4	0-1	0-0	3-5-8	4	0	2	1	0	0	24	
Connor Nolte	0-0	0-0	0-0	0-0-0	0	0	0	0	0	0	4	
Gerald Robinson	3-6	1-3	0-0	1-3-4	3	7	6	5	0	2	25	
Sherrard Brantley	1-3	1-3	0-0	0-0-0	1	3	1	1	0	0	12	
John Cannon	0-0	0-0	0-0	0-0-0	1	0	0	0	0	0	1	
Nemanja Djuricic	4-4	2-2	0-0	0-3-3	2	10	0	3	0	0	14	
Team				3-3-6								
Totals	22-53	12-26	5-11	11-26-37	22	61	14	14	3	5	200	
Total FG%	1st Half: 12-31, 38.7%			2nd Half: 10-22, 45.5%			Game: 41.5%					
3-PT FG%	1st Half: 7-17, 41.2%			2nd Half: 5-9, 55.6%			Game: 46.2%					
FT %	1st Half: 0-0, 0.0%			2nd Half: 5-11, 45.5%			Game: 45.5%					
Deadball Rebounds:	4											

SCORE BY PERIODS

	1	2	F
Notre Dame	29	28	57
Georgia	31	30	61

OFFICIALS: Sean Casey, Kyle Ingram, Marc Ellard
TECHNICALS: Notre Dame - None. Georgia - None.
ATTENDANCE: 10,747

Game #9 Maryland 78, Notre Dame 71
Washington, D.C. (Verizon Center)
BB&T Classic • December 4, 2011

Notre Dame	FG-A	3FG-A	FT-A	REB	PF	TP	A	TO	BK	ST	MIN
Tom Knight	2-3	0-0	0-0	0-0-0	2	4	0	0	0	0	9
Joey Brooks	2-6	0-1	3-4	2-1-3	3	7	1	0	0	0	26
Eric Atkins	5-16	3-7	3-4	0-2-2	3	16	2	1	0	0	40
Scott Martin	2-6	1-4	2-2	2-2-4	5	7	3	2	0	0	31
Jerian Grant	8-13	0-3	4-6	1-3-4	3	20	3	2	0	2	39
Alex Dragicevich	3-5	2-4	0-0	0-0-0	2	8	1	1	2	0	14
Pat Connaughton	2-4	1-2	4-4	3-3-6	3	9	0	0	0	1	25
Mike Broghammer	0-2	0-0	0-2	2-5-7	1	0	0	0	2	0	16
Team				1-3-4							1
Totals	24-55	7-21	16-22	11-19-30	22	71	10	7	4	3	200
Total FG%	1st Half: 11-30, 36.7%			2nd Half: 13-25, 52.0%				Game: 43.6%			
3-PT FG%	1st Half: 3-12, 25.0%			2nd Half: 4-9, 44.4%				Game: 33.3%			
FT %	1st Half: 5-10, 50.0%			2nd Half: 11-12, 91.7%				Game: 72.7%			

Maryland	FG-A	3FG-A	FT-A	REB	PF	TP	A	TO	BK	ST	MIN
Sean Mosley	5-8	2-3	5-6	2-4-6	3	17	3	0	1	0	36
James Padgett	3-11	0-0	5-8	4-6-10	1	11	1	2	1	0	31
Berend Weijis	2-4	0-0	3-4	5-1-6	3	7	0	0	0	0	21
Nick Faust	1-5	1-1	0-4	0-1-1	4	3	0	3	0	0	29
Terrell Stoglin	11-20	3-4	6-7	1-4-5	2	31	2	1	0	1	37
Mychal Parker	1-3	1-2	6-6	3-4-7	1	9	2	2	0	0	28
Spencer Barks	0-1	0-0	0-0	0-0-0	0	0	0	0	0	0	3
John Auslander	0-1	0-0	0-0	0-2-2	2	0	1	0	0	0	10
Jonathan Thomas	0-0	0-0	0-0	0-0-0	0	0	0	0	0	0	4
Ashton Pankey	0-1	0-0	0-0	0-0-0	0	0	0	0	0	0	1
Team				2-1-3							200
Totals	23-54	7-10	25-35	17-23-40	16	78	9	8	2	1	200
Total FG%	1st Half: 12-25, 48.0%			2nd Half: 11-29, 37.9%				Game: 42.6%			
3-PT FG%	1st Half: 4-5, 80.0%			2nd Half: 3-5, 60.0%				Game: 70.0%			
FT %	1st Half: 7-11, 63.6%			2nd Half: 18-24, 75.0%				Game: 71.4%			

SCORE BY PERIODS

	1	2	F
Notre Dame	30	41	71
Maryland	35	43	78

OFFICIALS: Carl Hess, Bryan Kersey, Pat Adams
TECHNICALS: Notre Dame - None. Maryland - None.
ATTENDANCE: 10,714

Notes: This was the 19th meeting between the two schools ... Notre Dame had won the previous two matchups ... The Irish fell to 7-4 all-time at the Verizon Center under coach Mike Brey ... The starting lineup against the Terrapins was the sixth different one used in the first nine contests ... Tom Knight made his first career start ... Jack Cooley missed the game due to illness ... The seven turnovers marked a season-low to date ... Eric Atkins netted double figures for the fifth time and played a career-high 40 minutes ... Mike Broghammer's seven rebounds were a personal best and marked the first time in his career that he led the Irish in rebounding ... Jerian Grant's 20 points matched a career high and marked the second time in his career that he scored 20 points.

Game #11 Notre Dame 65, Dartmouth 47
Notre Dame, Ind. (Purcell Pavilion)
December 10, 2011

Dartmouth	FG-A	3FG-A	FT-A	REB	PF	TP	A	TO	BK	ST	MIN
Gabas Maldunas	5-12	0-0	2-2	5-4-9	3	12	0	6	1	1	28
Jvonte Brooks	1-3	0-0	5-6	0-5-5	4	7	1	0	0	0	23
Jabari Trotter	1-1	0-0	0-0	0-0-0	2	2	1	1	0	0	20
R.J. Griffin	2-11	1-4	0-0	0-1-1	2	5	1	0	0	1	33
David Rufful	2-8	1-4	0-0	0-3-3	2	5	3	3	0	1	23
John Golden	0-3	0-2	4-4	1-3-4	1	4	1	2	0	0	21
Tyler Melville	1-1	0-0	0-0	0-1-1	0	2	0	0	0	0	5
Kirk Crecco	2-6	1-2	1-1	2-1-3	0	6	2	1	0	0	15
Will McConnell	0-0	0-0	0-0	0-0-0	0	0	0	0	0	0	2
Mack McKeareney	1-2	1-2	0-0	0-5-5	1	3	1	0	0	0	18
Matt LaBove	0-3	0-0	1-2	0-1-1	2	1	0	0	0	0	12
Team				0-2-2							1
Totals	15-50	4-14	13-15	8-26-34	15	47	10	15	1	4	200
Total FG%	1st Half: 6-23, 26.1%			2nd Half: 9-27, 33.3%				Game: 30.0%			
3-PT FG%	1st Half: 2-8, 25.0%			2nd Half: 2-6, 33.3%				Game: 28.6%			
FT %	1st Half: 10-11, 90.9%			2nd Half: 3-4, 75.0%				Game: 86.7%			

Notre Dame	FG-A	3FG-A	FT-A	REB	PF	TP	A	TO	BK	ST	MIN
Tom Knight	2-6	0-0	4-4	2-3-5	1	8	1	1	3	1	25
Jack Cooley	9-11	0-0	4-4	3-6-9	2	22	1	1	4	1	25
Eric Atkins	0-8	0-3	0-0	0-4-4	1	0	3	1	0	1	33
Alex Dragicevich	5-9	2-5	3-4	0-3-3	1	15	2	0	1	1	25
Pat Connaughton	1-6	1-6	0-0	1-3-4	0	3	3	1	0	0	27
Patrick Crowley	0-2	0-0	0-0	0-0-0	0	0	0	0	0	0	2
Jerian Grant	0-8	0-6	0-0	0-3-3	2	0	4	1	1	2	30
Joey Brooks	5-6	0-0	3-3	1-3-4	3	13	2	1	0	0	22
Mike Broghammer	2-3	0-0	0-0	1-1-2	5	4	0	1	2	1	11
Team				1-1-2							200
Totals	24-59	3-20	14-15	9-27-36	15	65	16	7	11	8	200
Total FG%	1st Half: 14-30, 46.7%			2nd Half: 10-29, 34.5%				Game: 40.7%			
3-PT FG%	1st Half: 0-6, 0.0%			2nd Half: 3-14, 21.4%				Game: 15.0%			
FT %	1st Half: 9-10, 90.0%			2nd Half: 5-5, 100.0%				Game: 93.3%			

Deadball Rebounds: 1
SCORE BY PERIODS

	1	2	F
Dartmouth	24	23	47
Notre Dame	37	28	65

OFFICIALS: Brent Hampton, Gary Prager, Bill McCarthy
TECHNICALS: Dartmouth - None. Notre Dame - None.
ATTENDANCE: 7,651

Notes: This was the fifth meeting all-time between Notre Dame and Dartmouth and the first since the 1997-98 campaign ... The Irish have won all five encounters with the Big Green ... Notre Dame is 43-4 all-time against Ivy League opponents ... The Irish upped their home win streak to 26 games ... Notre Dame used its seventh different starting lineup of the season ... the Fighting Irish limited the Big Green to 30.0% (15-50) shooting in the game, which is the lowest shooting percentage of the season for an Irish opponent ... junior forward Jack Cooley scored a career-high 22 points for the second straight game ... Notre Dame blocked a season-high 11 shots ... the Irish matched a season-low total with seven turnovers.

Game #10 Notre Dame 87, Maine 78
Notre Dame, Ind. (Purcell Pavilion)
December 8, 2011

Maine	FG-A	3FG-A	FT-A	REB	PF	TP	A	TO	BK	ST	MIN
Alasdair Fraser	8-13	0-0	1-2	1-6-7	5	17	1	2	0	0	26
Kilian Cato	0-3	0-2	0-0	1-0-1	5	0	2	0	0	0	30
Andrew Rogers	2-3	2-3	0-0	0-1-1	1	6	7	1	0	0	24
Justin Edwards	9-19	1-4	1-1	3-3-6	2	20	4	0	0	3	38
Gerald McLemore	11-16	3-6	2-2	0-2-2	1	27	1	2	0	3	39
Jon McAllian	0-0	0-0	0-0	0-1-1	1	0	1	0	0	0	4
Raheem Singleton	1-4	0-1	0-0	0-4-4	2	2	3	1	0	0	19
Xavier Pollard	0-0	0-0	0-0	0-0-0	1	0	0	0	0	0	0+
Svetoslav Chetinov	3-5	0-0	0-0	0-0-0	2	6	0	2	0	1	20
Team				2-2-4							1
Totals	34-63	6-16	4-5	7-19-26	20	78	19	9	0	7	200
Total FG%	1st Half: 18-30, 60.0%			2nd Half: 16-33, 48.5%				Game: 54.0%			
3-PT FG%	1st Half: 4-8, 50.0%			2nd Half: 2-8, 25.0%				Game: 37.5%			
FT %	1st Half: 1-2, 50.0%			2nd Half: 3-3, 100.0%				Game: 80.0%			

Notre Dame	FG-A	3FG-A	FT-A	REB	PF	TP	A	TO	BK	ST	MIN
Tom Knight	2-6	0-0	3-5	1-1-2	2	7	2	2	1	1	23
Eric Atkins	9-15	5-7	3-4	0-2-2	0	26	6	1	0	0	40
Scott Martin	2-4	0-2	0-0	0-0-0	0	4	1	1	0	0	9
Jerian Grant	2-3	1-1	1-2	0-4-4	1	6	2	2	1	1	23
Joey Brooks	1-2	0-0	0-0	0-1-1	1	2	1	1	0	0	10
Alex Dragicevich	4-10	2-8	4-4	0-2-2	0	14	3	0	1	0	31
Pat Connaughton	1-4	0-2	2-2	2-3-5	0	4	0	1	0	0	26
Mike Broghammer	1-1	0-0	0-2	0-1-1	1	2	2	1	0	1	11
Jack Cooley	7-11	0-0	8-9	6-8-14	3	22	1	1	2	0	27
Team				3-0-3							200
Totals	29-56	8-20	21-28	12-22-34	8	87	18	10	5	3	200
Total FG%	1st Half: 17-32, 53.1%			2nd Half: 12-24, 50.0%				Game: 51.1%			
3-PT FG%	1st Half: 5-11, 45.5%			2nd Half: 3-9, 33.3%				Game: 40.0%			
FT %	1st Half: 5-5, 100.0%			2nd Half: 16-23, 69.6%				Game: 75.0%			

Deadball Rebounds: 3
SCORE BY PERIODS

	1	2	F
Maine	41	37	78
Notre Dame	44	43	87

OFFICIALS: Jim Burr, Tony Chiazza, Ed Hightower
TECHNICALS: Maine - None. Notre Dame - None.
ATTENDANCE: 7,024

Notes: This was the third meeting ever between the Irish and the Black Bears ... Jack Cooley notched his second career double-double ... Cooley's 22 points marked a career high as he became the sixth different Notre Dame player to score 20-plus points in a game this season ... His 14 rebounds marked the third time in his career with 10-plus rebounds ... The Irish extended their home court win streak to 25 games which marks the second-longest home win streak at Purcell Pavilion ... Eric Atkins' 26 points were one point shy of a career and was the second career 20-plus point outing ... His five three-pointers were a career best ... Alex Dragicevich netted double figures for the third time in his career ... Tom Knight's seven points matched a career high ... Scott Martin left the game in the first half and did not return with a mild concussion.

Game #12 #18/20 Indiana 69, Notre Dame 58
Indianapolis, Ind. (Conseco Fieldhouse)
Crossroads Classic • December 17, 2011

Notre Dame	FG-A	3FG-A	FT-A	REB	PF	TP	A	TO	BK	ST	MIN
Eric Atkins	5-12	0-0	5-6	1-1-2	1	15	2	2	0	3	40
Alex Dragicevich	3-6	3-5	0-0	1-1-2	2	9	0	3	0	0	33
Scott Martin	1-4	0-1	4-8	0-7-7	2	6	2	3	0	0	36
Jerian Grant	2-10	1-4	9-10	0-4-4	3	14	4	0	0	1	36
Jack Cooley	4-5	0-0	4-5	2-3-5	5	12	0	2	1	1	21
Pat Connaughton	1-3	0-1	0-1	2-2-4	4	2	1	1	0	1	22
Tom Knight	0-1	0-0	0-2	0-0-0	1	0	0	0	0	0	5
Joey Brooks	0-1	0-0	0-0	0-0-0	0	0	0	1	0	0	4
Mike Broghammer	0-0	0-0	0-0	0-0-0	2	0	0	0	0	0	3
Team				1-3-4							200
Totals	16-42	4-11	22-32	7-21-28	20	58	9	12	5	6	200
Total FG%	1st Half: 4-20, 20.0%			2nd Half: 12-22, 54.5%				Game: 38.1%			
3-PT FG%	1st Half: 3-8, 37.5%			2nd Half: 1-3, 33.3%				Game: 36.4%			
FT %	1st Half: 9-13, 69.2%			2nd Half: 13-19, 68.4%							

Notre Dame 106, Sacred Heart 65												
Notre Dame, Ind. (Purcell Pavilion)												
December 19, 2011												
Game #13	FG-A	3FG-A	FTA	REB	PF	TP	A	TO	BK	ST	MIN	
Sacred Heart	1-5	0-1	2-2	2-3-5	5	4	0	2	0	0	16	
Justin Swidowski	3-5	0-0	2-2	2-3-5	3	8	2	2	0	0	21	
Femi Akinpetide	1-9	0-0	2-2	0-0-0	1	4	2	3	0	0	26	
Evan Kelley	1-3	0-0	2-2	1-1-2	1	4	0	1	0	0	24	
Chris Evans	8-16	3-8	3-3	0-3-3	0	22	4	2	1	1	24	
Shane Gibson	1-3	1-3	0-0	0-1-1	0	3	4	2	1	0	23	
Phil Gaetano	1-1	0-0	2-2	1-1-2	5	4	0	0	0	0	14	
Louis Montes	2-4	1-1	0-0	0-2-2	5	5	0	0	0	0	14	
Nick Greenbacker	2-5	1-4	2-2	0-0-0	0	7	0	0	0	0	14	
Steve Glowiak	2-5	0-0	0-0	0-1-1	3	4	4	0	0	0	24	
Stan Dulaire				1-2-3								
Totals	22-56	6-17	15-15	7-17-24	23	65	16	12	1	1	200	
Total FG%	1st Half: 11-25, 44.0%			2nd Half: 11-31, 35.5%				Game: 39.3%				
3-PT FG%	1st Half: 5-10, 50.0%			2nd Half: 1-7, 14.3%				Game: 35.3%				
FT %	1st Half: 10-10, 100.0%			2nd Half: 5-5, 100.0%				Game: 100.0%				
Deadball Rebounds: 0												

Notre Dame	FG-A	3FG-A	FTA	REB	PF	TP	A	TO	BK	ST	MIN	
Jack Cooley	7-7	0-0	5-6	5-3-8	1	19	0	0	3	0	25	
Eric Atkins	4-7	1-3	4-6	2-2-4	1	13	9	0	0	2	29	
Alex Dragicevich	4-8	2-5	2-2	0-5-5	1	12	1	3	1	0	28	
Scott Martin	3-6	0-1	3-4	0-5-5	2	9	1	0	0	2	23	
Jerian Grant	5-10	3-4	2-2	0-2-2	1	15	7	0	0	1	31	
Patrick Crowley	2-3	1-1	0-0	1-0-1	0	5	1	0	0	0	4	
Pat Connaughton	1-4	1-2	2-2	0-2-2	1	5	0	0	0	0	20	
Tom Knight	3-4	0-0	3-4	0-1-1	1	9	2	1	0	0	11	
Joey Brooks	3-5	1-1	5-5	1-1-2	2	12	3	0	0	1	17	
Mike Broghammer	3-3	0-0	1-3	1-5-6	1	7	1	0	1	0	12	
Team				0-1-1								
Totals	35-57	9-17	27-34	10-27-37	11	106	25	4	5	6	200	
Total FG%	1st Half: 17-30, 56.7%			2nd Half: 18-27, 66.7%				Game: 61.4%				
3-PT FG%	1st Half: 3-8, 37.5%			2nd Half: 6-9, 66.7%				Game: 52.9%				
FT %	1st Half: 11-14, 78.6%			2nd Half: 16-20, 80.0%				Game: 79.4%				
Deadball Rebounds: 2												

SCORE BY PERIODS

	1	2	F
Sacred Heart	37	28	65
Notre Dame	48	58	106

OFFICIALS: John Gaffney, Chris Beaver, Tony Crisp
TECHNICALS: Sacred Heart - None. Notre Dame - None.
ATTENDANCE: 7,042

Notes: This was the second meeting ever between the two schools ... Notre Dame improved its home win streak to 27 games, the second-longest in program history at Purcell Pavilion at the Joyce Center ... The Irish's season-high 106 points marked the first time the Irish topped the 100-point mark since Nov. 17, 2010 (a 102-62 win over Chicago State) and were the most points by a Notre Dame since a 108-62 victory against Northern Illinois on Dec. 8, 2007 ... Irish teams have now topped the 100-point plateau 14 times under Mike Brey ... Notre Dame had five players in double figures for the fifth time this season ... The 41-point margin of victory was the largest of the season ... The Irish shot a season-best 61.4 percent from the field ... Notre Dame's four turnovers were a season low, while its 25 assists were a season high ... Eric Atkins' nine assists matched a career high ... With his 19 points, Jack Cooley extended his double-figure scoring streak to a career-best four games ... Jerian Grant reached double figures for the 10th time ... Tom Knight's nine points were a career high.

Cincinnati 71, Notre Dame 55												
Cincinnati, Ohio (Fifth Third Arena)												
January 4, 2012 • BIG EAST												
Game #15	FG-A	3FG-A	FTA	REB	PF	TP	A	TO	BK	ST	MIN	
Notre Dame	7-12	0-0	1-3	8-3-11	0	15	0	2	3	1	29	
Jack Cooley	3-10	2-5	0-0	0-3-3	1	8	2	2	0	2	40	
Eric Atkins	2-11	0-6	2-2	0-2-2	2	6	1	0	0	0	22	
Alex Dragicevich	0-6	0-3	0-0	3-5-8	2	0	2	3	1	0	29	
Scott Martin	5-12	2-8	5-5	0-2-2	3	17	4	3	0	1	37	
Jerian Grant	0-0	0-0	0-0	0-0-0	0	0	0	0	0	0	0	
Patrick Crowley	2-6	1-5	0-0	1-3-4	3	5	0	1	0	0	15	
Pat Connaughton	2-4	0-0	0-1	1-2-3	1	4	0	2	0	0	12	
Tom Knight	0-2	0-1	0-0	1-3-4	2	0	2	0	0	0	16	
Joey Brooks				0-1-1								
Team				0-1-1								
Totals	21-63	5-28	8-11	14-24-38	14	55	11	13	4	4	200	
Total FG%	1st Half: 9-28, 32.1%			2nd Half: 12-35, 34.3%				Game: 33.3%				
3-PT FG%	1st Half: 1-10, 10.0%			2nd Half: 4-18, 22.2%				Game: 17.9%				
FT %	1st Half: 2-4, 50.0%			2nd Half: 6-7, 85.7%				Game: 72.7%				
Deadball Rebounds: 1,2												

Cincinnati	FG-A	3FG-A	FTA	REB	PF	TP	A	TO	BK	ST	MIN	
Justin Jackson	4-9	0-2	1-3	0-2-2	3	9	5	1	0	5	27	
Cashmere Wright	5-13	1-7	7-7	1-2-3	1	18	3	1	0	2	35	
Dion Dixon	4-10	1-6	0-0	1-5-6	2	9	3	1	0	1	30	
Sean Kilpatrick	3-8	3-5	2-2	0-5-5	2	11	1	1	0	1	31	
Jaquon Parker	4-6	2-3	0-2	0-0-0	0	10	0	0	0	0	15	
Jeremiah Davis	0-0	0-0	0-0	0-2-2	1	0	0	0	1	0	7	
Cheikh Mbodj	1-3	1-2	0-0	0-1-1	0	3	0	0	0	2	9	
Ge'Lawn Guyn	0-0	0-0	0-0	0-0-0	0	0	0	0	0	0	2	
Jermaine Sanders	3-4	0-0	0-0	3-5-8	4	6	1	2	3	0	21	
Yancy Gates				2-2-4								
Team				2-2-4								
Totals	25-57	8-27	13-18	9-29-38	15	71	13	9	4	11	200	
Total FG%	1st Half: 13-31, 41.9%			2nd Half: 12-26, 46.2%				Game: 43.9%				
3-PT FG%	1st Half: 4-16, 25.0%			2nd Half: 4-11, 36.4%				Game: 29.6%				
FT %	1st Half: 1-2, 50.0%			2nd Half: 12-16, 75.0%				Game: 72.2%				
Deadball Rebounds: 2,1												

SCORE BY PERIODS

	1	2	F
Notre Dame	21	34	55
Cincinnati	31	40	71

OFFICIALS: Ed Corbett, Michael Stephens, Brent Hampton
TECHNICALS: Notre Dame - None. Cincinnati - None.
ATTENDANCE: 10,142

Notes: This was the 12th meeting between the two schools ... Notre Dame leads the series 8-4 and the loss snapped a three-game win streak for the Irish ... Notre Dame has now lost the last three games it has played against the Bearcats in Cincinnati ... The Irish extended their streak with at least one three-pointer in a game to 423 ... Jack Cooley notched his third double-double of his career and notched double figures in scoring for the fifth time in the last six games ... He also recorded his fifth double-digit rebounding effort of the season and has led the Irish rebounding 10 times ... Jerian Grant recorded double figures in scoring for the 12th time and has scored in double figures in each of the last four games ... Scott Martin's eight rebounds matched a season high.

Notre Dame 72, #22/22 Pittsburgh 59												
Notre Dame, Ind. (Purcell Pavilion)												
December 27, 2011 • BIG EAST												
Game #14	FG-A	3FG-A	FTA	REB	PF	TP	A	TO	BK	ST	MIN	
Pittsburgh	2-3	0-0	0-0	0-4-4	4	4	1	1	0	1	13	
Dante Taylor	5-12	0-0	2-4	2-4-6	2	12	2	1	0	0	34	
Nasir Robinson	2-4	0-0	1-2	2-0-2	0	5	0	1	0	0	34	
Cameron Wright	5-10	0-2	2-2	2-0-2	3	12	5	0	0	0	12	
Ashton Gibbs	3-8	0-2	2-2	1-5-6	3	8	1	2	0	1	28	
Lamar Patterson	0-5	0-3	0-0	0-0-0	0	0	2	2	0	0	18	
Tray Woodall	2-5	1-4	0-0	0-0-0	4	5	3	0	0	0	18	
John Johnson	5-10	0-0	3-4	8-4-12	2	13	0	2	1	0	28	
Talib Zanna	0-3	0-3	0-0	1-2-3	2	0	0	0	0	0	15	
JJ. Moore				1-3-4								
Team				1-3-4								
Totals	24-60	1-14	10-14	17-22-39	20	59	14	9	1	4	200	
Total FG%	1st Half: 10-29, 34.5%			2nd Half: 14-31, 45.2%				Game: 40.0%				
3-PT FG%	1st Half: 0-5, 0.0%			2nd Half: 1-9, 11.1%				Game: 7.1%				
FT %	1st Half: 6-8, 75.0%			2nd Half: 4-6, 66.7%				Game: 71.4%				
Deadball Rebounds: 3												

Notre Dame	FG-A	3FG-A	FTA	REB	PF	TP	A	TO	BK	ST	MIN	
Jack Cooley	3-7	0-0	2-4	5-9-14	3	8	1	1	2	1	32	
Eric Atkins	5-8	0-1	5-7	3-2-5	2	15	4	0	0	2	40	
Alex Dragicevich	8-13	4-7	2-4	0-2-2	3	22	0	1	0	0	33	
Scott Martin	2-7	0-4	0-0	0-6-6	3	4	2	0	0	1	31	
Jerian Grant	5-12	3-7	2-3	0-1-1	2	15	9	2	0	1	33	
Pat Connaughton	1-1	0-0	0-0	0-0-0	0	2	2	0	0	0	11	
Tom Knight	3-5	0-0	0-0	1-0-1	1	6	0	0	0	2	14	
Joey Brooks	0-0	0-0	0-0	0-0-0	0	0	0	0	0	0	5	
Mike Broghammer	0-0	0-0	0-0	0-0-0	0	0	0	0	0	0	1	
Team				1-0-1								
Totals	27-53	7-19	11-18	10-20-30	14	72	18	6	4			

Game #17 Notre Dame 60, USF 49
 Notre Dame, Ind. (Purcell Pavilion)
 January 10, 2012 • BIG EAST

USF	FG-A	3FG-A	FT-A	REB	PF	TP	A	TO	BK	ST	MIN
Augustus Gilchrist	6-10	1-1	0-0	1-4-5	3	13	0	3	0	0	31
Toarlyn Fitzpatrick	2-5	0-2	0-0	3-7-10	1	4	0	1	1	0	24
Anthony Collins	2-8	0-1	2-2	0-0-0	1	6	3	3	0	1	28
Shaun Noriega	0-3	0-3	2-3	0-0-0	0	2	0	0	0	0	17
Hugh Robertson	2-2	0-0	0-0	0-0-0	0	4	1	0	1	0	13
Ron Anderson Jr.	3-8	0-0	0-0	6-4-10	4	6	0	1	0	0	23
Victor Rudd Jr.	0-4	0-2	0-0	2-1-3	0	0	0	0	0	1	17
Jawanza Poland	5-12	0-3	2-2	0-4-4	2	12	0	3	0	2	34
Blake Nash	1-3	0-1	0-0	0-0-0	1	2	0	1	0	1	13
Team				2-1-3							1
Totals	21-55	1-13	6-7	14-21-35	12	49	4	13	1	7	200
Total FG%	1st Half: 11-26, 42.3%			2nd Half: 10-29, 34.5%				Game: 38.2%			
3-PT FG%	1st Half: 0-5, 0.0%			2nd Half: 1-8, 12.5%				Game: 7.7%			
FT %	1st Half: 2-2, 100.0%			2nd Half: 4-5, 80.0%				Game: 85.7%			
Deadball Rebounds: 0											

Notre Dame	FG-A	3FG-A	FT-A	REB	PF	TP	A	TO	BK	ST	MIN
Jack Cooley	7-11	0-0	2-4	3-4-7	1	16	3	0	2	0	31
Eric Atkins	0-2	0-0	0-1	0-1-1	2	0	3	3	0	2	39
Alex Dragicevich	3-6	1-2	0-0	0-1-1	2	7	4	2	0	1	27
Scott Martin	7-14	1-4	0-0	0-13-13	1	15	2	0	0	2	39
Jerian Grant	5-11	2-5	2-2	1-0-1	1	14	4	3	0	2	39
Patrick Crowley	0-0	0-0	0-0	0-0-0	0	0	0	0	0	0	0+
Pat Connaughton	2-4	1-2	0-0	1-0-1	0	5	0	1	1	0	10
Tom Knight	0-0	0-0	0-0	0-1-1	1	0	0	0	1	0	9
Joey Brooks	0-1	0-1	3-4	1-0-1	0	3	0	0	0	1	5
Mike Broghammer	0-1	0-0	0-0	0-0-0	0	0	0	0	0	0	1
Team				2-1-3							1
Totals	24-50	5-14	7-11	8-21-29	8	60	16	10	4	8	200
Total FG%	1st Half: 12-26, 46.2%			2nd Half: 12-24, 50.0%				Game: 48.0%			
3-PT FG%	1st Half: 5-9, 55.6%			2nd Half: 0-5, 0.0%				Game: 35.7%			
FT %	1st Half: 1-2, 50.0%			2nd Half: 6-9, 66.7%				Game: 63.6%			
Deadball Rebounds: 1											

SCORE BY PERIODS

	1	2	F
USF	24	25	49
Notre Dame	30	30	60

OFFICIALS: Joe Lindsay, Mike Roberts, James Breeding
TECHNICALS: USF - None. Notre Dame - COOLEY, Jack.
ATTENDANCE: 8,075

Notes: Notre Dame won its sixth straight against the USF to improve to 8-1 all-time in the series ... The Bulls fell to 0-5 in games played at Notre Dame ... The Irish improved their consecutive home court win streak to 29 games ... Notre Dame has now hit a three-pointer in 425 consecutive games ... Jack Cooley registered double figures for the seventh time in eight games and led the Irish in scoring in fourth time ... Jerian Grant registered double figures for the 14th time and extended his double-figure scoring streak to six games ... Scott Martin posted his second consecutive double-double with his 15 points and career-high 13 rebounds as he reached double figures for the third time in his career and scored in double figures for the seventh time this season.

Game #18 #16/17 Connecticut 67, Notre Dame 53
 Notre Dame, Ind. (Purcell Pavilion)
 January 14, 2012 • BIG EAST

Connecticut	FG-A	3FG-A	FT-A	REB	PF	TP	A	TO	BK	ST	MIN
DeAndre Daniels	1-2	0-1	0-0	1-0-1	1	2	0	1	0	0	12
Alex Oriakhi	5-8	0-0	2-2	1-6-7	3	12	0	2	2	1	24
Andre Drummond	5-12	0-0	0-0	4-9-13	1	10	1	1	2	1	36
Jeremy Lamb	3-11	0-4	0-0	1-2-3	3	6	7	1	0	1	40
Shabazz Napier	5-11	1-5	5-8	0-3-3	1	16	5	1	1	1	40
Niels Giffey	3-5	1-2	0-0	1-4-5	1	7	0	1	0	1	27
Tyler Olander	1-2	0-0	2-2	3-1-4	2	4	0	2	0	0	6
Roscoe Smith	2-3	0-0	6-6	3-3-6	0	10	0	1	0	0	15
Team				0-1-1							
Totals	25-54	2-12	15-18	14-29-43	12	67	13	10	5	5	200
Total FG%	1st Half: 11-29, 37.9%			2nd Half: 14-25, 56.0%				Game: 46.3%			
3-PT FG%	1st Half: 0-6, 0.0%			2nd Half: 2-6, 33.3%				Game: 16.7%			
FT %	1st Half: 2-2, 100.0%			2nd Half: 13-16, 81.3%				Game: 83.3%			
Deadball Rebounds: 2											

Notre Dame	FG-A	3FG-A	FT-A	REB	PF	TP	A	TO	BK	ST	MIN
Jack Cooley	2-7	0-0	3-3	4-2-6	2	7	1	2	1	0	25
Eric Atkins	8-15	4-7	0-1	1-2-3	2	20	2	2	0	0	40
Alex Dragicevich	1-5	0-2	0-0	0-0-0	0	2	0	1	0	0	17
Scott Martin	5-14	0-5	2-2	3-6-9	4	12	1	2	0	0	40
Jerian Grant	2-9	2-8	0-2	0-1-1	4	6	5	0	0	1	35
Patrick Crowley	0-0	0-0	0-0	0-0-0	0	0	0	0	0	0	0+
Pat Connaughton	1-7	0-3	0-0	2-2-4	3	2	0	0	0	2	20
Tom Knight	1-4	0-0	0-0	3-1-4	1	2	0	0	0	0	9
Joey Brooks	1-4	0-1	0-0	2-1-3	0	2	0	1	0	0	13
Mike Broghammer	0-0	0-0	0-0	0-0-0	0	0	0	0	0	0	1
Team				2-1-3							
Totals	21-65	6-26	5-8	17-16-33	16	53	9	8	1	3	200
Total FG%	1st Half: 9-29, 31.0%			2nd Half: 12-36, 33.3%				Game: 32.3%			
3-PT FG%	1st Half: 5-11, 45.5%			2nd Half: 1-15, 6.7%				Game: 23.1%			
FT %	1st Half: 2-3, 66.7%			2nd Half: 3-5, 60.0%				Game: 62.5%			
Deadball Rebounds: 1											

SCORE BY PERIODS

	1	2	F
Connecticut	24	43	67
Notre Dame	25	28	53

OFFICIALS: John Cahill, Jeff Anderson, Evan Burroughs
TECHNICALS: Connecticut - None. Notre Dame - None.
ATTENDANCE: 9,149

Notes: Notre Dame had its 29-game home win streak snapped, the second longest at Purcell Pavilion ... The Irish hadn't lost since a 69-68 setback to St. John's on Feb. 14, 2010 ... Heading into the game, Notre Dame also had won three straight against the Huskies ... Irish teams are now 10-26 all-time when playing the defending national champions ... The 53 points scored by the Irish were the fewest in a home game during Mike Brey's tenure ... Notre Dame's eight turnovers marked the eighth time this season the Irish had fewer than 10 turnovers in a game ... This was Notre Dame's first loss when leading at halftime (the Irish are 8-1 in games when leading at halftime) ... The Irish fell to 2-4 versus ranked opponents this season ... Eric Atkins' 20 points were the most ever in a BIG EAST game and marked his third 20-plus game of the season ... Scott Martin netted double figures for the third straight game.

2011-12 Notre Dame Men's Basketball
 Notre Dame Combined Team Statistics (as of Jan 14, 2012)
 All games

RECORD:	OVERALL	HOME	AWAY	NEUTRAL
ALL GAMES	11-7	10-1	1-2	0-4
CONFERENCE	3-2	2-1	1-1	0-0
NON-CONFERENCE	8-5	8-0	0-1	0-4

##	Player	gp-gs	min	avg	Total		3-Point		F-Throw		Rebounds				pf	dq	a	to	blk	stl	pts	avg
					fg-fga	fg%	3fg-fga	3fg%	ft-fa	ft%	off	def	tot	avg								
21	ABROMAITIS, Tim	2-2	76	38.0	10-30	.333	0-11	.000	8-9	.889	2	12	14	7.0	7	1	5	6	0	1	28	14.0
00	ATKINS, Eric	16-16	604	37.8	66-160	.413	24-54	.444	55-72	.764	14	36	50	3.1	28	0	56	37	0	20	211	13.2
22	GRANT, Jerian	18-17	619	34.4	71-161	.441	30-80	.375	62-80	.775	8	49	57	3.2	30	0	82	25	3	24	234	13.0
45	COOLEY, Jack	17-15	423	24.9	65-113	.575	0-0	.000	48-66	.727	62	78	140	8.2	37	1	17	24	25	12	178	10.5
14	MARTIN, Scott	17-17	546	32.1	55-158	.348	13-70	.186	28-40	.700	17	88	105	6.2	43	1	24	28	7	17	151	8.9
12	DRAGICEVICH, Alex	18-10	413	22.9	49-120	.408	23-73	.315	24-34	.706	6	31	37	2.1	23	0	26	18	7	2	145	8.1
24	CONNAUGHTON, Pat	18-3	382	21.2	39-95	.411	16-48	.333	19-25	.760	17	49	66	3.7	21	0	12	11	2	7	113	6.3
32	BROOKS, Joey	17-7	289	17.0	28-69	.406	6-14	.429	26-41	.634	14	34	48	2.8	29	1	20	12	3	4	88	5.2
25	KNIGHT, Tom	15-3	172	11.5	25-51	.490	0-0	.000	11-18	.611	10	14	24	1.6	19	0	9	6	10	5	61	4.1
33	BROGHAMMER, Mike	17-0	114	6.7	18-27	.667	0-0	.000	2-11	.182	13	17	30	1.8	21	1	7	7	8	4	38	2.2
04	CROWLEY, Patrick	9-0	12	1.3	2-8	.250	1-3	.333	0-0	.000	1	1	2	0.2	0	0	1	1	0	1	5	0.6
Team											25	21	46				3					
Total.....		18	3650		428-992	.431	113-353	.320	283-396	.715	189	430	619	34.4	258	5	259	178	65	97	1252	69.6
Opponents.....		18	3650		429-1030	.417	96-297	.323	204-281	.726	201	440	641	35.6	341	-	222	208	49	100	1158	64.3

TEAM STATISTICS	ND	OPP	Date	Opponent	Score	Att.
SCORING	1252	1158	11-12-11	MISS. VALLEY STATE	w 80-67	7087
Points per game	69.6	64.3	@ 11-14-11	DETROIT	w 59-53	6720
Scoring margin	+5.2	-	@ 11-16-11	SAM HOUSTON STATE	w 74-41	6614
FIELD GOALS-ATT	428-992	429-1030	11-18-11	DELAWARE STATE	w 93-69	8826
Field goal pct	.431	.417	@ 11-21-11	vs Missouri	L 58-87	11436
3 POINT FG-ATT	113-353	96-297	@ 11-22-11	vs Georgia	L 57-61	10747
3-point FG pct	.320	.323	11-27-11	BRYANT	w 84-59	7138
3-pt FG made per game	6.3	5.3	11-30-11	at GONZAGA BULLDOGS	L 53-73	6000
FREE THROWS-ATT	283-396	204-281	\$ 12-4-11	vs Maryland	L 71-78	10714
Free throw pct	.715	.726	12-08-11	MAINE	w 87-78	7024
F-Throws made per game	15.7	11.3	12-10-11	DARTMOUTH	w 65-47	7651
REBOUNDS	619	641	^ 12-17-11	vs Indiana	L 58-69	19064
Rebounds per game	34.4	35.6	12-19-11	SACRED HEART	w 106-65	7042
Rebounding margin	-1.2	-	* 12-27-11	PITTSBURGH	w 72-59	8231
ASSISTS	259	222	* 1-4-12	at Cincinnati	L 55-71	10142
Assists per game	14.4	12.3	* 1-7-12	at LOUISVILLE	wo2 67-65	22687
TURNOVERS	178	208	* 1-10-12	USF	w 60-49	8075
Turnovers per game	9.9	11.6	* 1-14-12	CONNECTICUT	L 53-67	9149
Turnover margin	+1.7	-				
Assist/turnover ratio	1.5	1.1		@ = CBE Classic		
STEALS	97	100		\$ = BB&T Classic		
Steals per game	5.4	5.6		^ = Crossroads Classic		
BLOCKS	65	49		* = Conference game		
Blocks per game	3.6	2.7				
ATTENDANCE	83557	90790				
Home games-Avg/Game	11-7596	3-12943				
Neutral site-Avg/Game	-	4-12990				

Score by Periods	1st	2nd	OT	OT2	Totals
Notre Dame	586	649	8	9	1252
Opponents	549	594	8	7	1158

2011-12 Notre Dame Men's Basketball
 Notre Dame Combined Team Statistics (as of Jan 14, 2012)
 Conference games

RECORD:	OVERALL	HOME	AWAY	NEUTRAL
ALL GAMES	3-2	2-1	1-1	0-0
CONFERENCE	3-2	2-1	1-1	0-0
NON-CONFERENCE	0-0	0-0	0-0	0-0

##	Player	gp-gs	min	avg	Total		3-Point		F-Throw		Rebounds				pf	dq	a	to	blk	stl	pts	avg
					fg-fga	fg%	3fg-fga	3fg%	ft-fta	ft%	off	def	tot	avg								
22	GRANT, Jerian	5-5	191	38.2	21-57	.368	12-36	.333	15-21	.714	2	6	8	1.6	10	0	25	8	0	8	69	13.8
45	COOLEY, Jack	5-5	160	32.0	25-49	.510	0-0	.000	14-21	.667	25	23	48	9.6	9	0	6	6	9	3	64	12.8
00	ATKINS, Eric	5-5	209	41.8	20-51	.392	7-20	.350	11-17	.647	7	13	20	4.0	10	0	12	10	0	6	58	11.6
14	MARTIN, Scott	5-5	187	37.4	18-55	.327	1-23	.043	5-5	1.000	9	39	48	9.6	12	0	10	8	2	6	42	8.4
12	DRAGICEVICH, Alex	5-5	120	24.0	14-39	.359	5-20	.250	4-6	.667	1	5	6	1.2	9	0	6	6	0	1	37	7.4
25	KNIGHT, Tom	4-0	44	11.0	6-13	.462	0-0	.000	0-1	.000	5	4	9	2.3	4	0	0	2	3	0	12	3.0
24	CONNAUGHTON, Pat	5-0	64	12.8	6-18	.333	2-10	.200	0-0	.000	4	5	9	1.8	7	0	2	3	1	2	14	2.8
32	BROOKS, Joey	5-0	65	13.0	2-10	.200	1-4	.250	4-6	.667	5	7	12	2.4	7	1	3	2	0	1	9	1.8
33	BROGHAMMER, Mike	4-0	10	2.5	1-2	.500	0-0	.000	0-0	.000	0	0	0	0.0	4	0	0	1	1	0	2	0.5
04	CROWLEY, Patrick	3-0	0	0.0	0-0	.000	0-0	.000	0-0	.000	0	0	0	0.0	0	0	0	0	0	0	0	0.0
Team											7	3	10									
Total.....		5	1050		113-294	.384	28-113	.248	53-77	.688	65	105	170	34.0	72	1	64	48	16	27	307	61.4
Opponents.....		5	1050		117-278	.421	16-79	.203	61-84	.726	65	132	197	39.4	84	-	53	59	16	35	311	62.2

TEAM STATISTICS	ND	OPP	Date	Opponent	Score	Att.
SCORING	307	311	* 12-27-11	PITTSBURGH	W 72-59	8231
Points per game	61.4	62.2	* 1-4-12	at Cincinnati	L 55-71	10142
Scoring margin	-0.8	-	* 1-7-12	at LOUISVILLE	Wo2 67-65	22687
FIELD GOALS-ATT	113-294	117-278	* 1-10-12	USF	W 60-49	8075
Field goal pct	.384	.421	* 1-14-12	CONNECTICUT	L 53-67	9149
3 POINT FG-ATT	28-113	16-79				
3-point FG pct	.248	.203				
3-pt FG made per game	5.6	3.2				
FREE THROWS-ATT	53-77	61-84				
Free throw pct	.688	.726				
F-Throws made per game	10.6	12.2				
REBOUNDS	170	197				
Rebounds per game	34.0	39.4				
Rebounding margin	-5.4	-				
ASSISTS	64	53				
Assists per game	12.8	10.6				
TURNOVERS	48	59				
Turnovers per game	9.6	11.8				
Turnover margin	+2.2	-				
Assist/turnover ratio	1.3	0.9				
STEALS	27	35				
Steals per game	5.4	7.0				
BLOCKS	16	16				
Blocks per game	3.2	3.2				
ATTENDANCE	25455	32829				
Home games-Avg/Game	3-8485	2-16414				
Neutral site-Avg/Game	-	0-0				

@ = CBE Classic
 \$ = BB&T Classic
 ^ = Crossroads Classic
 * = Conference game

Score by Periods	1st	2nd	OT	OT2	Totals
Notre Dame	125	165	8	9	307
Opponents	133	163	8	7	311

2011-12 Notre Dame Men's Basketball
 Notre Dame Season Schedule/Results & Leaders (as of Jan 14, 2012)
 All games

RECORD:	OVERALL	HOME	AWAY	NEUTRAL
ALL GAMES	11-7	10-1	1-2	0-4
CONFERENCE	3-2	2-1	1-1	0-0
NON-CONFERENCE	8-5	8-0	0-1	0-4

Date	Opponent	Score	Att.	High Points	High Rebounds
11-12-11	MISS. VALLEY STATE	w 80-67	7087	(27)ATKINS, Eric	(10)COOLEY, Jack
11-14-11	@DETROIT	w 59-53	6720	(13)BROOKS, Joey (13)ATKINS, Eric	(9)CONNAUGHTON, Pat (9)BROOKS, Joey
11-16-11	@SAM HOUSTON STATE	w 74-41	6614	(24)CONNAUGHTON, Pat	(6)GRANT, Jerian (6)COOLEY, Jack
11-18-11	DELAWARE STATE	w 93-69	8826	(23)MARTIN, Scott	(17)COOLEY, Jack
11-21-11	@vs Missouri	58-87 L	11436	(22)ABROMAITIS, Tim	(8)ABROMAITIS, Tim
11-22-11	@vs Georgia	57-61 L	10747	(20)GRANT, Jerian	(6)COOLEY, Jack (6)ABROMAITIS, Tim
11-27-11	BRYANT	w 84-59	7138	(18)ATKINS, Eric	(11)GRANT, Jerian
11-30-11	at GONZAGA BULLDOGS	53-73 L	6000	(16)GRANT, Jerian	(6)COOLEY, Jack
12-4-11	\$vs Maryland	71-78 L	10714	(20)GRANT, Jerian	(7)BROGHAMMER, Mike
12-08-11	MAINE	w 87-78	7024	(26)ATKINS, Eric	(14)COOLEY, Jack
12-10-11	DARTMOUTH	w 65-47	7651	(22)COOLEY, Jack	(9)COOLEY, Jack
12-17-11	^vs Indiana	58-69 L	19064	(15)ATKINS, Eric	(7)MARTIN, Scott
12-19-11	SACRED HEART	w 106-65	7042	(19)COOLEY, Jack	(8)COOLEY, Jack
12-27-11	*PITTSBURGH	w 72-59	8231	(22)DRAGICEVICH, Alex	(14)COOLEY, Jack
1-4-12	*at Cincinnati	55-71 L	10142	(17)GRANT, Jerian	(11)COOLEY, Jack
1-7-12	*at LOUISVILLE	Wo2 67-65	22687	(18)COOLEY, Jack	(12)MARTIN, Scott
1-10-12	*USF	w 60-49	8075	(16)COOLEY, Jack	(13)MARTIN, Scott
1-14-12	*CONNECTICUT	53-67 L	9149	(20)ATKINS, Eric	(9)MARTIN, Scott

@ = CBE Classic
 \$ = BB&T Classic
 ^ = Crossroads Classic
 * = Conference game

Attendance Summary	Games	Attend	Avg/Game
Home	11	83557	7596
Away	3	38829	12943
Neutral	4	51961	12990
Total	18	174347	9686

2011-12 Notre Dame Men's Basketball
 Notre Dame Extended Season Box Score (as of Jan 14, 2012)
 All games

RECORD:	OVERALL	HOME	AWAY	NEUTRAL
ALL GAMES	11-7	10-1	1-2	0-4
CONFERENCE	3-2	2-1	1-1	0-0
NON-CONFERENCE	8-5	8-0	0-1	0-4

##	Player	gp-gs	min	avg	Total		3-Point		F-Throw		Rebounds				pf	dq	a	a/g	to	to/g	a/to	blk	blk/g	stl	stl/g	pts	avg
					fg-fga	fg%	3fg-fga	3fg%	ft-fa	ft%	off	def	tot	avg													
21	ABROMAITIS, Tim	2-2	76	38.0	10-30	.333	0-11	.000	8-9	.889	2	12	14	7.0	7	1	5	2.50	6	3.00	0.83	0	0.00	1	0.50	28	14.0
00	ATKINS, Eric	16-16	604	37.8	66-160	.413	24-54	.444	55-72	.764	14	36	50	3.1	28	0	56	3.50	37	2.31	1.51	0	0.00	20	1.25	211	13.2
22	GRANT, Jerian	18-17	619	34.4	71-161	.441	30-80	.375	62-80	.775	8	49	57	3.2	30	0	82	4.56	25	1.39	3.28	3	0.17	24	1.33	234	13.0
45	COOLEY, Jack	17-15	423	24.9	65-113	.575	0-0	.000	48-66	.727	62	78	140	8.2	37	1	17	1.00	24	1.41	0.71	25	1.47	12	0.71	178	10.5
14	MARTIN, Scott	17-17	546	32.1	55-158	.348	13-70	.186	28-40	.700	17	88	105	6.2	43	1	24	1.41	28	1.65	0.86	7	0.41	17	1.00	151	8.9
12	DRAGICEVICH, Alex	18-10	413	22.9	49-120	.408	23-73	.315	24-34	.706	6	31	37	2.1	23	0	26	1.44	18	1.00	1.44	7	0.39	2	0.11	145	8.1
24	CONNAUGHTON, Pat	18-3	382	21.2	39-95	.411	16-48	.333	19-25	.760	17	49	66	3.7	21	0	12	0.67	11	0.61	1.09	2	0.11	7	0.39	113	6.3
32	BROOKS, Joey	17-7	289	17.0	28-69	.406	6-14	.429	26-41	.634	14	34	48	2.8	29	1	20	1.18	12	0.71	1.67	3	0.18	4	0.24	88	5.2
25	KNIGHT, Tom	15-3	172	11.5	25-51	.490	0-0	.000	11-18	.611	10	14	24	1.6	19	0	9	0.60	6	0.40	1.50	10	0.67	5	0.33	61	4.1
33	BROGHAMMER, Mike	17-0	114	6.7	18-27	.667	0-0	.000	2-11	.182	13	17	30	1.8	21	1	7	0.41	7	0.41	1.00	8	0.47	4	0.24	38	2.2
04	CROWLEY, Patrick	9-0	12	1.3	2-8	.250	1-3	.333	0-0	.000	1	1	2	0.2	0	0	1	0.11	1	0.11	1.00	0	0.00	1	0.11	5	0.6
Total.....		18	3650		428-992	.431	113-353	.320	283-396	.715	189	430	619	34.4	258	5	259	14.39	178	9.89	1.46	65	3.61	97	5.39	1252	69.6
Opponents.....		18	3650		429-1030	.417	96-297	.323	204-281	.726	201	440	641	35.6	341	-	222	12.33	208	11.56	1.07	49	2.72	100	5.56	1158	64.3

Score by Periods	1st	2nd	OT	OT2	Totals
Notre Dame	586	649	8	9	1252
Opponents	549	594	8	7	1158

2011-12 Notre Dame Men's Basketball
 Notre Dame Overall Team Statistics (as of Jan 14, 2012)
 All games

TEAM STATISTICS	ND	OPP
SCORING	1252	1158
Points per game	69.6	64.3
Scoring margin	+5.2	-
FIELD GOALS-ATT	428-992	429-1030
Field goal pct	.431	.417
3 POINT FG-ATT	113-353	96-297
3-point FG pct	.320	.323
3-pt FG made per game	6.3	5.3
FREE THROWS-ATT	283-396	204-281
Free throw pct	.715	.726
F-Throws made per game	15.7	11.3
REBOUNDS	619	641
Rebounds per game	34.4	35.6
Rebounding margin	-1.2	-
ASSISTS	259	222
Assists per game	14.4	12.3
TURNOVERS	178	208
Turnovers per game	9.9	11.6
Turnover margin	+1.7	-
Assist/turnover ratio	1.5	1.1
STEALS	97	100
Steals per game	5.4	5.6
BLOCKS	65	49
Blocks per game	3.6	2.7
WINNING STREAK	0	-
Home win streak	0	-
ATTENDANCE	83557	90790
Home games-Avg/Game	11-7596	3-12943
Neutral site-Avg/Game	-	4-12990

Score by Periods	1st	2nd	OT	OT2	Totals
Notre Dame	586	649	8	9	1252
Opponents	549	594	8	7	1158

2011-12 Notre Dame Men's Basketball
 Notre Dame Team Game-by-Game Comparison (as of Jan 14, 2012)
 All games

Opponent	1st	2nd	Score	Mar	Total FG	FG Pct	3-Pointers	3FG Pct	Free Throws	FT Pct	Rebounds	Assist	T/Over	Block	Steal	Fouls
MISS. VALLEY STATE	38/30	42/37	80-67	+13	24-54/28-63	.444/.444	8-19/8-23	.421/.348	24-29/3-8	.828/.375	39/30 +9	19/16	11/12	2/0	5/5	12/23
DETROIT	28/31	31/22	59-53	+6	19-47/21-68	.404/.309	4-15/6-21	.267/.286	17-31/5-8	.548/.625	42/44 (2)	12/13	13/12	3/7	4/5	12/26
SAM HOUSTON STATE	38/16	36/25	74-41	+33	27-51/18-53	.529/.340	10-19/3-15	.526/.200	10-20/2-5	.500/.400	32/34 (2)	21/11	9/18	3/1	10/3	10/17
DELAWARE STATE	43/30	50/39	93-69	+24	30-61/22-54	.492/.407	11-23/8-17	.478/.471	22-28/17-26	.786/.654	46/24 +22	20/12	9/8	1/7	1/6	17/22
Missouri	37/52	21/35	58-87	(29)	20-54/32-55	.370/.582	4-16/5-11	.250/.455	14-19/18-21	.737/.857	24/38 (14)	8/12	13/8	1/5	5/10	16/17
Georgia	29/31	28/30	57-61	(4)	16-46/22-53	.348/.415	4-20/12-26	.200/.462	21-28/5-11	.750/.455	23/37 (14)	7/14	8/14	3/3	7/5	16/22
BRYANT	47/28	37/31	84-59	+25	31-64/23-65	.484/.354	11-25/6-26	.440/.231	11-15/7-11	.733/.636	46/33 +13	24/12	10/9	3/1	4/4	11/14
GONZAGA BULLDOGS	22/35	31/38	53-73	(20)	20-52/28-61	.385/.459	2-14/6-15	.143/.400	11-18/11-15	.611/.733	32/40 (8)	6/16	17/13	3/3	8/10	16/17
Maryland	30/35	41/43	71-78	(7)	24-55/23-54	.436/.426	7-21/7-10	.333/.700	16-22/25-35	.727/.714	30/40 (10)	10/9	7/8	4/2	3/1	22/16
MAINE	44/41	43/37	87-78	+9	29-56/34-63	.518/.540	8-20/6-16	.400/.375	21-28/4-5	.750/.800	34/26 +8	18/19	10/9	5/0	3/7	8/20
DARTMOUTH	37/24	28/23	65-47	+18	24-59/15-50	.407/.300	3-20/4-14	.150/.286	14-15/13-15	.933/.867	36/34 +2	16/10	7/15	11/1	8/4	15/15
Indiana	20/26	38/43	58-69	(11)	16-42/24-57	.381/.421	4-11/3-7	.364/.429	22-32/18-22	.688/.818	28/40 (12)	9/9	12/11	5/2	6/4	20/25
SACRED HEART	48/37	58/28	106-65	+41	35-57/22-56	.614/.393	9-17/6-17	.529/.353	27-34/15-15	.794/1000	37/24 +13	25/16	4/12	5/1	6/1	11/23
PITTSBURGH	25/26	47/33	72-59	+13	27-53/24-60	.509/.400	7-19/1-14	.368/.071	11-18/10-14	.611/.714	30/39 (9)	18/14	6/9	4/1	5/4	14/20
Cincinnati	21/31	34/40	55-71	(16)	21-63/25-57	.333/.439	5-28/8-27	.179/.296	8-11/13-18	.727/.722	38/38 -	11/13	13/9	4/4	4/11	14/15
LOUISVILLE	24/28	26/22	67-65	+2	20-63/22-52	.317/.423	5-26/4-13	.192/.308	22-29/17-27	.759/.630	40/42 (2)	10/9	11/18	3/5	7/8	20/25
USF	30/24	30/25	60-49	+11	24-50/21-55	.480/.382	5-14/1-13	.357/.077	7-11/6-7	.636/.857	29/35 (6)	16/4	10/13	4/1	8/7	8/12
CONNECTICUT	25/24	28/43	53-67	(14)	21-65/25-54	.323/.463	6-26/2-12	.231/.167	5-8/15-18	.625/.833	33/43 (10)	9/13	8/10	1/5	3/5	16/12

Note: Game totals are displayed in the format TEAM/OPPONENT for each category

2011-12 Notre Dame Men's Basketball
 Notre Dame Points-Rebounds-Assists (as of Jan 14, 2012)
 All games

Opponent	Date	Score		00	04	12	14	21	22	24
				ATKINS,ERI	CROWLEY,PA	DRAGICEVIC	MARTIN,SCO	ABROMAITIS	GRANT,JERI	CONNAUGHTO
MISS. VALLEY STATE	11-12-11	80-67	w	27-4-6	0-0-0	7-4-2	15-5-2	DNP	11-2-5	2-4-0
DETROIT	11-14-11	59-53	w	13-2-4	DNP	2-2-1	3-6-0	DNP	11-2-3	10-9-0
SAM HOUSTON STATE	11-16-11	74-41	w	DNP	0-1-0	7-3-3	11-5-1	DNP	17-6-7	24-5-1
DELAWARE STATE	11-18-11	93-69	w	DNP	0-0-0	18-3-7	23-5-3	DNP	17-4-6	9-7-2
vs Missouri	11-21-11	58-87	L	7-1-1	DNP	0-0-0	12-5-1	22-8-3	6-1-2	7-5-0
vs Georgia	11-22-11	57-61	L	12-2-1	DNP	0-0-0	6-3-0	6-6-2	20-5-4	11-0-0
BRYANT	11-27-11	84-59	w	18-4-9	0-0-0	13-4-0	12-8-0	DNP	12-11-7	2-3-3
at GONZAGA BULLDOGS	11-30-11	53-73	L	6-3-1	DNP	3-3-0	1-4-0	DNP	16-1-3	11-3-0
vs Maryland	12-4-11	71-78	L	16-2-2	DNP	8-0-1	7-4-3	DNP	20-4-3	9-6-0
MAINE	12-08-11	87-78	w	26-2-6	DNP	14-2-3	4-0-1	DNP	6-4-2	4-5-0
DARTMOUTH	12-10-11	65-47	w	0-4-3	0-0-0	15-3-2	DNP	DNP	0-3-4	3-4-3
vs Indiana	12-17-11	58-69	L	15-2-2	DNP	9-2-0	6-7-2	DNP	14-4-4	2-4-1
SACRED HEART	12-19-11	106-65	w	13-4-9	5-1-1	12-5-1	9-5-1	DNP	15-2-7	5-2-0
PITTSBURGH	12-27-11	72-59	w	15-5-4	DNP	22-2-0	4-6-2	DNP	15-1-9	2-0-2
at Cincinnati	1-4-12	55-71	L	8-3-2	0-0-0	6-2-1	0-8-2	DNP	17-2-4	5-4-0
at LOUISVILLE	1-7-12	67-65	w	15-8-1	DNP	0-1-1	11-12-3	DNP	17-3-3	0-0-0
USF	1-10-12	60-49	w	0-1-3	0-0-0	7-1-4	15-13-2	DNP	14-1-4	5-1-0
CONNECTICUT	1-14-12	53-67	L	20-3-2	0-0-0	2-0-0	12-9-1	DNP	6-1-5	2-4-0

Opponent	Date	Score		25	32	33	45
				KNIGHT,TOM	BROOKS,JOE	BROGHAMME	COOLEY,JAC
MISS. VALLEY STATE	11-12-11	80-67	w	0-2-0	9-4-3	6-2-0	3-10-1
DETROIT	11-14-11	59-53	w	0-1-0	13-9-2	0-0-0	7-8-2
SAM HOUSTON STATE	11-16-11	74-41	w	7-1-2	0-1-1	2-2-2	6-6-4
DELAWARE STATE	11-18-11	93-69	w	6-0-0	DNP	9-5-1	11-17-1
vs Missouri	11-21-11	58-87	L	DNP	4-1-1	0-1-0	0-1-0
vs Georgia	11-22-11	57-61	L	DNP	0-0-0	0-0-0	2-6-0
BRYANT	11-27-11	84-59	w	4-0-1	13-6-2	6-4-1	4-2-1
at GONZAGA BULLDOGS	11-30-11	53-73	L	4-3-1	6-5-1	0-0-0	6-6-0
vs Maryland	12-4-11	71-78	L	4-0-0	7-3-1	0-7-0	DNP
MAINE	12-08-11	87-78	w	7-2-2	2-1-1	2-1-2	22-14-1
DARTMOUTH	12-10-11	65-47	w	8-5-1	13-4-2	4-2-0	22-9-1
vs Indiana	12-17-11	58-69	L	0-0-0	0-0-0	0-0-0	12-5-0
SACRED HEART	12-19-11	106-65	w	9-1-2	12-2-3	7-6-1	19-8-0
PITTSBURGH	12-27-11	72-59	w	6-1-0	0-0-0	0-0-0	8-14-1
at Cincinnati	1-4-12	55-71	L	4-3-0	0-4-2	DNP	15-11-0
at LOUISVILLE	1-7-12	67-65	w	DNP	4-4-1	2-0-0	18-10-1
USF	1-10-12	60-49	w	0-1-0	3-1-0	0-0-0	16-7-3
CONNECTICUT	1-14-12	53-67	L	2-4-0	2-3-0	0-0-0	7-6-1

2011-12 Notre Dame Men's Basketball
 Notre Dame Team High/Low Analysis (as of Jan 14, 2012)
 All games

Notre Dame - TEAM GAME HIGHS

POINTS	106	SACRED HEART (12-19-11)
	93	DELAWARE STATE (11-18-11)
	87	MAINE (12-08-11)
	84	BRYANT (11-27-11)
	80	MISS. VALLEY STATE (11-12-11)
FIELD GOALS MADE	35	SACRED HEART (12-19-11)
	31	BRYANT (11-27-11)
FIELD GOAL ATTEMPTS	65	CONNECTICUT (1-14-12)
	64	BRYANT (11-27-11)
FIELD GOAL PERCENTAGE	.614 (35-57)	SACRED HEART (12-19-11)
	.529 (27-51)	SAM HOUSTON STATE (11-16-11)
3 PT FIELD GOALS MADE	11	BRYANT (11-27-11)
	11	DELAWARE STATE (11-18-11)
3 PT FG ATTEMPTS	28	at Cincinnati (1-4-12)
	26	CONNECTICUT (1-14-12)
	26	at LOUISVILLE (1-7-12)
3 PT FG PERCENTAGE	.529 (9-17)	SACRED HEART (12-19-11)
	.526 (10-19)	SAM HOUSTON STATE (11-16-11)
FREE THROWS MADE	27	SACRED HEART (12-19-11)
	24	MISS. VALLEY STATE (11-12-11)
FREE THROW ATTEMPTS	34	SACRED HEART (12-19-11)
	32	vs Indiana (12-17-11)
FREE THROW PERCENTAGE	.933 (14-15)	DARTMOUTH (12-10-11)
	.828 (24-29)	MISS. VALLEY STATE (11-12-11)
REBOUNDS	46	BRYANT (11-27-11)
	46	DELAWARE STATE (11-18-11)
ASSISTS	25	SACRED HEART (12-19-11)
	24	BRYANT (11-27-11)
STEALS	10	SAM HOUSTON STATE (11-16-11)
	8	USF (1-10-12)
	8	DARTMOUTH (12-10-11)
	8	at GONZAGA BULLDOGS (11-30-11)
BLOCKED SHOTS	11	DARTMOUTH (12-10-11)
	5	SACRED HEART (12-19-11)
	5	vs Indiana (12-17-11)
	5	MAINE (12-08-11)
TURNOVERS	17	at GONZAGA BULLDOGS (11-30-11)
	13	at Cincinnati (1-4-12)
	13	vs Missouri (11-21-11)
	13	DETROIT (11-14-11)
FOULS	22	vs Maryland (12-4-11)
	20	at LOUISVILLE (1-7-12)
	20	vs Indiana (12-17-11)

2011-12 Notre Dame Men's Basketball
 Notre Dame High/Low Analysis (as of Jan 14, 2012)
 All games

Opponent - GAME HIGHS

POINTS	87		vs Missouri (11-21-11)
	78		MAINE (12-08-11)
	78		vs Maryland (12-4-11)
	73		at GONZAGA BULLDOGS (11-30-11)
	71		at Cincinnati (1-4-12)
FIELD GOALS MADE	34		MAINE (12-08-11)
	32		vs Missouri (11-21-11)
FIELD GOAL ATTEMPTS	68		DETROIT (11-14-11)
	65		BRYANT (11-27-11)
FIELD GOAL PERCENTAGE	.582	(32-55)	vs Missouri (11-21-11)
	.540	(34-63)	MAINE (12-08-11)
3 PT FIELD GOALS MADE	12		vs Georgia (11-22-11)
	8		at Cincinnati (1-4-12)
	8		DELAWARE STATE (11-18-11)
	8		MISS. VALLEY STATE (11-12-11)
3 PT FG ATTEMPTS	27		at Cincinnati (1-4-12)
	26		BRYANT (11-27-11)
	26		vs Georgia (11-22-11)
3 PT FG PERCENTAGE	.700	(7-10)	vs Maryland (12-4-11)
	.471	(8-17)	DELAWARE STATE (11-18-11)
FREE THROWS MADE	25		vs Maryland (12-4-11)
	18		vs Indiana (12-17-11)
	18		vs Missouri (11-21-11)
FREE THROW ATTEMPTS	35		vs Maryland (12-4-11)
	27		at LOUISVILLE (1-7-12)
FREE THROW PERCENTAGE	1.000	(15-15)	SACRED HEART (12-19-11)
	.867	(13-15)	DARTMOUTH (12-10-11)
REBOUNDS	44		DETROIT (11-14-11)
	43		CONNECTICUT (1-14-12)
ASSISTS	19		MAINE (12-08-11)
	16		SACRED HEART (12-19-11)
	16		at GONZAGA BULLDOGS (11-30-11)
	16		MISS. VALLEY STATE (11-12-11)
STEALS	11		at Cincinnati (1-4-12)
	10		at GONZAGA BULLDOGS (11-30-11)
	10		vs Missouri (11-21-11)
BLOCKED SHOTS	7		DELAWARE STATE (11-18-11)
	7		DETROIT (11-14-11)
TURNOVERS	18		at LOUISVILLE (1-7-12)
	18		SAM HOUSTON STATE (11-16-11)
FOULS	26		DETROIT (11-14-11)
	25		at LOUISVILLE (1-7-12)
	25		vs Indiana (12-17-11)

2011-12 Notre Dame Men's Basketball
 Notre Dame High/Low Analysis (as of Jan 14, 2012)
 All games

Notre Dame - GAME LOWS

POINTS	53		at GONZAGA BULLDOGS (11-30-11)
	53		CONNECTICUT (1-14-12)
	55		at Cincinnati (1-4-12)
	57		vs Georgia (11-22-11)
	58		vs Missouri (11-21-11)
	58		vs Indiana (12-17-11)
FIELD GOALS MADE	16		vs Georgia (11-22-11)
	16		vs Indiana (12-17-11)
FIELD GOAL ATTEMPTS	42		vs Indiana (12-17-11)
	46		vs Georgia (11-22-11)
FIELD GOAL PERCENTAGE	.317	(20-63)	at LOUISVILLE (1-7-12)
	.323	(21-65)	CONNECTICUT (1-14-12)
3 PT FIELD GOALS MADE	2		at GONZAGA BULLDOGS (11-30-11)
	3		DARTMOUTH (12-10-11)
3 PT FG ATTEMPTS	11		vs Indiana (12-17-11)
	14		at GONZAGA BULLDOGS (11-30-11)
	14		USF (1-10-12)
3 PT FG PERCENTAGE	.143	(2-14)	at GONZAGA BULLDOGS (11-30-11)
	.150	(3-20)	DARTMOUTH (12-10-11)
FREE THROWS MADE	5		CONNECTICUT (1-14-12)
	7		USF (1-10-12)
FREE THROW ATTEMPTS	8		CONNECTICUT (1-14-12)
	11		at Cincinnati (1-4-12)
	11		USF (1-10-12)
FREE THROW PERCENTAGE	.500	(10-20)	SAM HOUSTON STATE (11-16-11)
	.548	(17-31)	DETROIT (11-14-11)
REBOUNDS	23		vs Georgia (11-22-11)
	24		vs Missouri (11-21-11)
ASSISTS	6		at GONZAGA BULLDOGS (11-30-11)
	7		vs Georgia (11-22-11)
STEALS	1		DELAWARE STATE (11-18-11)
	3		vs Maryland (12-4-11)
	3		MAINE (12-08-11)
	3		CONNECTICUT (1-14-12)
BLOCKED SHOTS	1		DELAWARE STATE (11-18-11)
	1		vs Missouri (11-21-11)
	1		CONNECTICUT (1-14-12)
TURNOVERS	4		SACRED HEART (12-19-11)
	6		PITTSBURGH (12-27-11)
FOULS	8		MAINE (12-08-11)
	8		USF (1-10-12)

2011-12 Notre Dame Men's Basketball
 Notre Dame High/Low Analysis (as of Jan 14, 2012)
 All games

Opponent - GAME LOWS

POINTS	41		SAM HOUSTON STATE (11-16-11)
	47		DARTMOUTH (12-10-11)
	49		USF (1-10-12)
	53		DETROIT (11-14-11)
	59		BRYANT (11-27-11)
	59		PITTSBURGH (12-27-11)
FIELD GOALS MADE	15		DARTMOUTH (12-10-11)
	18		SAM HOUSTON STATE (11-16-11)
FIELD GOAL ATTEMPTS	50		DARTMOUTH (12-10-11)
	52		at LOUISVILLE (1-7-12)
FIELD GOAL PERCENTAGE	.300	(15-50)	DARTMOUTH (12-10-11)
	.309	(21-68)	DETROIT (11-14-11)
3 PT FIELD GOALS MADE	1		PITTSBURGH (12-27-11)
	1		USF (1-10-12)
3 PT FG ATTEMPTS	7		vs Indiana (12-17-11)
	10		vs Maryland (12-4-11)
3 PT FG PERCENTAGE	.071	(1-14)	PITTSBURGH (12-27-11)
	.077	(1-13)	USF (1-10-12)
FREE THROWS MADE	2		SAM HOUSTON STATE (11-16-11)
	3		MISS. VALLEY STATE (11-12-11)
FREE THROW ATTEMPTS	5		SAM HOUSTON STATE (11-16-11)
	5		MAINE (12-08-11)
FREE THROW PERCENTAGE	.375	(3-8)	MISS. VALLEY STATE (11-12-11)
	.400	(2-5)	SAM HOUSTON STATE (11-16-11)
REBOUNDS	24		DELAWARE STATE (11-18-11)
	24		SACRED HEART (12-19-11)
ASSISTS	4		USF (1-10-12)
	9		vs Maryland (12-4-11)
	9		vs Indiana (12-17-11)
	9		at LOUISVILLE (1-7-12)
STEALS	1		vs Maryland (12-4-11)
	1		SACRED HEART (12-19-11)
BLOCKED SHOTS	0		MISS. VALLEY STATE (11-12-11)
	0		MAINE (12-08-11)
TURNOVERS	8		DELAWARE STATE (11-18-11)
	8		vs Missouri (11-21-11)
	8		vs Maryland (12-4-11)
FOULS	12		USF (1-10-12)
	12		CONNECTICUT (1-14-12)

2011-12 Notre Dame Men's Basketball
 Notre Dame Player High/Low Analysis (as of Jan 14, 2012)
 All games

Notre Dame - INDIVIDUAL GAME HIGHS

Points	27		ATKINS, Eric vs Miss. Valley State (11-12-11)
	26		ATKINS, Eric vs Maine (12-08-11)
	24		CONNAUGHTON, Pat vs Sam Houston State (11-16-11)
	23		MARTIN, Scott vs Delaware State (11-18-11)
	22		DRAGICEVICH, Alex vs Pittsburgh (12-27-11)
	22		COOLEY, Jack vs Dartmouth (12-10-11)
	22		COOLEY, Jack vs Maine (12-08-11)
	22		ABROMAITIS, Tim vs Missouri (11-21-11)
Field Goals Made	9		COOLEY, Jack vs Dartmouth (12-10-11)
	9		ATKINS, Eric vs Maine (12-08-11)
	9		ABROMAITIS, Tim vs Missouri (11-21-11)
	9		CONNAUGHTON, Pat vs Sam Houston State (11-16-11)
Field Goal Att.	18		ABROMAITIS, Tim vs Missouri (11-21-11)
	18		MARTIN, Scott vs Delaware State (11-18-11)
FG Pct (min 5 made)	1.000	(7-7)	COOLEY, Jack vs Sacred Heart (12-19-11)
	1.000	(6-6)	GRANT, Jerian vs Sam Houston State (11-16-11)
3-Point FG Made	6		CONNAUGHTON, Pat vs Sam Houston State (11-16-11)
	5		ATKINS, Eric vs Maine (12-08-11)
3-Point FG Att.	10		CONNAUGHTON, Pat vs Sam Houston State (11-16-11)
	9		MARTIN, Scott vs Delaware State (11-18-11)
3-Pt FG Pct (min 2 made)	1.000	(3-3)	GRANT, Jerian vs Delaware State (11-18-11)
	1.000	(3-3)	ATKINS, Eric vs Miss. Valley State (11-12-11)
	1.000	(2-2)	BROOKS, Joey vs Bryant (11-27-11)
Free Throws Made	12		ATKINS, Eric vs Miss. Valley State (11-12-11)
	10		GRANT, Jerian vs Georgia (11-22-11)
Free Throw Att.	13		BROOKS, Joey vs Detroit (11-14-11)
	12		ATKINS, Eric vs Miss. Valley State (11-12-11)
FT Pct (min 3 made)	1.000	(12-12)	ATKINS, Eric vs Miss. Valley State (11-12-11)
	1.000	(5-5)	GRANT, Jerian at Cincinnati (1-4-12)
	1.000	(5-5)	BROOKS, Joey vs Sacred Heart (12-19-11)
	1.000	(4-4)	KNIGHT, Tom vs Dartmouth (12-10-11)
	1.000	(4-4)	COOLEY, Jack vs Dartmouth (12-10-11)
	1.000	(4-4)	DRAGICEVICH, Alex vs Maine (12-08-11)
	1.000	(4-4)	CONNAUGHTON, Pat vs Maryland (12-4-11)
	1.000	(4-4)	GRANT, Jerian vs Bryant (11-27-11)
	1.000	(4-4)	ABROMAITIS, Tim vs Georgia (11-22-11)
	1.000	(3-3)	COOLEY, Jack vs Connecticut (1-14-12)
	1.000	(3-3)	MARTIN, Scott at LOUISVILLE (1-7-12)
	1.000	(3-3)	BROOKS, Joey vs Dartmouth (12-10-11)
Rebounds	17		COOLEY, Jack vs Delaware State (11-18-11)
	14		COOLEY, Jack vs Pittsburgh (12-27-11)
	14		COOLEY, Jack vs Maine (12-08-11)
Assists	9		GRANT, Jerian vs Pittsburgh (12-27-11)
	9		ATKINS, Eric vs Sacred Heart (12-19-11)
	9		ATKINS, Eric vs Bryant (11-27-11)
Steals	3		MARTIN, Scott at LOUISVILLE (1-7-12)
	3		GRANT, Jerian at LOUISVILLE (1-7-12)
	3		ATKINS, Eric vs Indiana (12-17-11)
	3		ATKINS, Eric at GONZAGA BULLDOGS (11-30-11)
	3		COOLEY, Jack vs Missouri (11-21-11)
	3		COOLEY, Jack vs Sam Houston State (11-16-11)
Blocked Shots	4		COOLEY, Jack vs Dartmouth (12-10-11)
	3		COOLEY, Jack at Cincinnati (1-4-12)

	3	COOLEY, Jack vs Sacred Heart (12-19-11)
	3	MARTIN, Scott vs Indiana (12-17-11)
	3	KNIGHT, Tom vs Dartmouth (12-10-11)
	3	BROOKS, Joey vs Bryant (11-27-11)
Turnovers	6	ATKINS, Eric at GONZAGA BULLDOGS (11-30-11)
	4	GRANT, Jerian at GONZAGA BULLDOGS (11-30-11)
	4	ATKINS, Eric vs Georgia (11-22-11)
	4	ABROMAITIS, Tim vs Missouri (11-21-11)
	4	COOLEY, Jack vs Detroit (11-14-11)
	4	ATKINS, Eric vs Miss. Valley State (11-12-11)
Fouls	5	BROOKS, Joey at LOUISVILLE (1-7-12)
	5	COOLEY, Jack vs Indiana (12-17-11)
	5	BROGHAMMER, Mike vs Dartmouth (12-10-11)
	5	MARTIN, Scott vs Maryland (12-4-11)
	5	ABROMAITIS, Tim vs Georgia (11-22-11)

2011-12 Notre Dame Men's Basketball
 Notre Dame Opponent High/Low Analysis (as of Jan 14, 2012)
 All games

OPPONENT INDIVIDUAL GAME HIGHS

Points	31		Terrell Stoglin vs Maryland (12-4-11)
	29		TATE, Tahj vs Delaware State (11-18-11)
	27		McLemore, Gerald vs Maine (12-08-11)
	26		Denmon, Marcus vs Missouri (11-21-11)
	22		GIBSON, Shane vs Sacred Heart (12-19-11)
	22		FRANCIS, Alex vs Bryant (11-27-11)
Field Goals Made	11		McLemore, Gerald vs Maine (12-08-11)
	11		Terrell Stoglin vs Maryland (12-4-11)
Field Goal Att.	23		SIMON, Chase vs Detroit (11-14-11)
	22		FRANCIS, Alex vs Bryant (11-27-11)
FG Pct (min 5 made)	.857	(6-7)	Oladipo, Victor vs Indiana (12-17-11)
	.833	(5-6)	STOCKTON, David at GONZAGA BULLDOGS (11-30-11)
3-Point FG Made	4		Caldwell-Pope, Ken. vs Georgia (11-22-11)
	4		TATE, Tahj vs Delaware State (11-18-11)
	4		McCALLUM, Ray vs Detroit (11-14-11)
3-Point FG Att.	10		DOBBS, Frankie vs Bryant (11-27-11)
	10		JOYNER, Terrence vs Miss. Valley State (11-12-11)
3-Pt FG Pct (min 2 made)	1.000	(3-3)	STOCKTON, David at GONZAGA BULLDOGS (11-30-11)
	1.000	(2-2)	Hulls, Jordan vs Indiana (12-17-11)
	1.000	(2-2)	Djurisic, Nemanja vs Georgia (11-22-11)
	1.000	(2-2)	English, Kim vs Missouri (11-21-11)
	1.000	(2-2)	BELL, Tyshawn vs Delaware State (11-18-11)
Free Throws Made	7		KURIC, Kyle at LOUISVILLE (1-7-12)
	7		DIXON, Dion at Cincinnati (1-4-12)
	7		TATE, Tahj vs Delaware State (11-18-11)
Free Throw Att.	11		TATE, Tahj vs Delaware State (11-18-11)
	8		NAPIER, Shabazz vs Connecticut (1-14-12)
	8		BEHANAN, Chane at LOUISVILLE (1-7-12)
	8		KURIC, Kyle at LOUISVILLE (1-7-12)
	8		James Padgett vs Maryland (12-4-11)
FT Pct (min 3 made)	1.000	(7-7)	DIXON, Dion at Cincinnati (1-4-12)
	1.000	(6-6)	SMITH, Roscoe vs Connecticut (1-14-12)
	1.000	(6-6)	Watford, Christian vs Indiana (12-17-11)
	1.000	(6-6)	Mychal Parker vs Maryland (12-4-11)
	1.000	(4-4)	GOLDEN, John vs Dartmouth (12-10-11)
	1.000	(4-4)	DOBBS, Frankie vs Bryant (11-27-11)
	1.000	(4-4)	Pressey, Phil vs Missouri (11-21-11)
	1.000	(3-3)	GIBSON, Shane vs Sacred Heart (12-19-11)
Rebounds	15		HARRIS, Elias at GONZAGA BULLDOGS (11-30-11)
	13		DRUMMOND, Andre vs Connecticut (1-14-12)
Assists	7		LAMB, Jeremy vs Connecticut (1-14-12)
	7		Rogers, Andrew vs Maine (12-08-11)
	7		DOBBS, Frankie vs Bryant (11-27-11)
	7		THREATT, Jay vs Delaware State (11-18-11)
Steals	5		WRIGHT, Cashmere at Cincinnati (1-4-12)
	4		SIMON, Chase vs Detroit (11-14-11)
Blocked Shots	6		GRAY, Kendall vs Delaware State (11-18-11)
	5		LOWE, LaMarcus vs Detroit (11-14-11)
Turnovers	6		MALDUNAS, Gabas vs Dartmouth (12-10-11)
	5		SIVA, Peyton at LOUISVILLE (1-7-12)
	5		Robinson, Gerald vs Georgia (11-22-11)
	5		Gatlin, Demarcus vs Sam Houston State (11-16-11)
Fouls	5		DIENG, Gorgui at LOUISVILLE (1-7-12)