



2016-17 NOTRE DAME HOCKEY GAME NOTES

Fighting Irish Media ▶ Dan Colleran ▶ dcollera@nd.edu ▶ 574-339-9810 (c) ▶ UND.com/NDHockey

2016-17 SCHEDULE

OCTOBER

2	USNTDP (Exhibition)	W, 5-1
7	Arizona State [CSN+]	W, 9-2
8	Arizona State	W, 4-2
14	at #4/4 Minnesota Duluth [FCS]	L, 4-3
15	at #4/4 Minnesota Duluth	W, 3-1
21	Penn State [CSN+]	T, 3-3 (ot)
22	Penn State [NBCSN]	L, 3-2 (ot)
27	Connecticut * [CSN]	L, 4-2
28	Connecticut *	W, 6-2

NOVEMBER

12	at Northeastern *	W, 5-2
13	at Northeastern *	T, 0-0
17	#5/6 UMass Lowell *	L, 4-1
18	#5/6 UMass Lowell *	W, 4-1
25	Holy Cross \$	W, 5-3
26	Clarkson \$	L, 2-0

DECEMBER

2	at Massachusetts * [ASN]	L, 5-4
3	at Massachusetts *	W, 3-0
10	#3/4 Boston College * [NBCSN]	W, 3-2
31	Alaska	W, 5-0

JANUARY

1	Alaska	W, 4-0
6	Michigan Tech [NBCSN]	W, 3-1
7	Michigan Tech [NBCSN]	L, 4-2
13	at Merrimack *	W, 2-1
14	at Merrimack *	L, 4-2
20	New Hampshire *	T, 2-2 (ot)
21	New Hampshire *	W, 3-0
28	at #11/13 Boston College *	L, 6-4

FEBRUARY

3	#12/13 Vermont * [NBCSN]	T, 4-4 (ot)
4	#12/13 Vermont * [NBCSN]	W, 4-1
10	vs. Maine * ^	W, 3-2
11	at Maine *	W, 4-2
17	#10 Providence * [NBCSN]	W, 4-1
18	#10 Providence * [NBCSN]	T, 3-3 (ot)
24	at #5/6 Boston University * [ASN]	W, 3-1
25	at #5/6 Boston University *	7:05 p.m.

MARCH

3-5	Hockey East First Round &	TBA
10-12	Hockey East Quarterfinals &	TBA
17	Hockey East Semifinals %	TBA
18	Hockey East Championship %	TBA
24	NCAA Regional @	TBA
25	NCAA Regional @	TBA
26	NCAA Regional @	TBA

APRIL

6	NCAA Frozen Four #	TBA
8	NCAA Frozen Four #	TBA

Home Games in bold

All times are subject to change and listed in EST [denotes television coverage] | additional coverage TBA

* - denotes a Hockey East game

\$ - Shillelagh Tournament (at Notre Dame, Ind.)

^ - Cross Insurance Arena (Portland, Maine)

& - Campus sites

% - TD Garden (Boston, Mass.)

@ - 2017 NCAA Regionals

East Regional [Providence, R.I.]

West Regional [Fargo, N.D.]

Midwest Regional [Cincinnati, Ohio]

Northeast Regional [Manchester, N.H.]

- 2017 NCAA Frozen Four hosted by the University of Notre Dame and the Chicago Sports Commission [United Center | Chicago, Ill.]

GAME 34



#13/14 University of Notre Dame Fighting Irish

(19-9-5, 12-5-4 HEA)



#5/6 Boston University Terriers

(20-10-3, 12-6-3 HEA)

GAME 34

Matchup: Notre Dame at Boston University

Date: Saturday, Feb. 25

Time: 7:05 p.m. (ET)

Site: Boston, Massachusetts

Arena: Agganis Arena

Television: None

Live Streaming: campusinsiders.com/live

Live Radio | Audio: WZOC 94.3 FM & WatchND

Play-by-Play: Darin Pritchett

Live Stats: Hockeystonline.com

Live Updates: @NDHockey

Series History: ND leads 8-4-2 (14 games)

OVERVIEW

▶ Riding a seven-game unbeaten streak in the month of February (5-0-2) which continued with last night's 3-1 win over the Terriers, the Irish have worked their way back into the Hockey East regular-season title race.

▶ With a victory on Saturday night, Notre Dame would win the Hockey East championship in outright fashion.

▶ With a tie, the Irish would share the title with UMass Lowell and Boston College, while a loss would give Notre Dame the No. 4 seed heading into the Hockey East playoffs.

What's Inside

University Information & Quick Facts	2
Notes	1-5
Series History	2
National Polls & Notre Dame in the Polls	4
2016-17 Honors & Awards	4
Roster by Major/School	5
Notre Dame Roster & Coaching Staff	6
Geographic Breakdown	6
Head Coach Jeff Jackson	7
The Last Time ...	8
Notre Dame's Record When ...	8
2016-17 Stats	9-14
2016-17 Individual Game-by-Game	15
2016-17 Box Scores	16-23
Individual Player Pages/Career Highs	24-35
Cal Petersen Notes/In The Records Book	36-38

▶ The seven-game unbeaten streak is Notre Dame's longest of the season and it is tied for the seventh-longest active streak in the country.

▶ Cal Petersen moved up to eighth in the country in save percentage (.928) and goals against average (2.06) after stopping 37 of the 38 shots he faced.

45

Notre Dame is out-scoring opponents 45-23 (+22) in third periods this season. The 45 third period goals rank tied for second in the country. The Irish are also averaging 1.40 goals/third period.

83

Junior goaltender **Cal Petersen** has started 83 consecutive games in the Irish net dating back to a 5-1 win over Maine on Feb. 7, 2015. It is the fourth-longest streak in NCAA history (men's DI).

.956

Junior goaltender **Cal Petersen** is 3-1-1 in five career games against Boston University. He has a .956 save percentage and a 1.59 goals against average versus the Terriers.



NDHockey



ND_Hockey



NotreDameHockey

UNIVERSITY INFORMATION

School: University of Notre Dame
 Location: Notre Dame, IN 46556
 Founded: 1842
 Enrollment: 8,475 (undergraduate), 12,126 (total)
 Nickname: Fighting Irish
 Colors: Gold and Blue
 Affiliation: NCAA Division I
 Conference: Hockey East Association (HEA)
 President: Rev. John I. Jenkins, C.S.C. (Notre Dame '76)
 Provost: Thomas Burish
 NCAA Faculty Representative: Patricia Bellia (Harvard '91)
 Athletics Director: Jack Swarbrick (Notre Dame '76)
 Sr. Assoc. Athletic Director/Sport Administrator: Tom Nevala (Notre Dame '90)
 Ticket Office Phone: (574) 631-7356
 Home Ice (capacity): Compton Family Ice Arena (5,022)
 Charles "Lefty" Smith Rink
 Ice Surface: 200 x 90

HOCKEY STAFF INFORMATION

Head Coach: Jeff Jackson (Michigan State '78)
 Record at Notre Dame: 264-164-52 (12th season)
 Record Overall 446-216-77 (18th season)
 Hockey East Record/Years: 46-26-123(fourth season)
 Associate Head Coach: Paul Pooley (Ohio State '84)
 Associate Coach: Andy Slaggert (Notre Dame '89)
 Volunteer Assistant Coach: Kevin Lind (Notre Dame '14)
 Coordinator of Hockey Operations: Nick Siergiej (Wisconsin-River Falls '06)
 Athletic Trainer: Kevin Ricks
 Equipment Specialist: Scott Eastman
 Strength and Conditioning: Tony Rolinski
 Senior Team Managers: Taek Lee, Meghan Thompson, Amelia Legault-Laroche
 Administrative Assistant: Sue Halasz
 Hockey Office Phone: (574) 631-3630
 Hockey Office Fax: (574) 631-4897

MEDIA RELATIONS INFORMATION

Associate Director, Athletics Communications (Hockey SID): Dan Colleran
 Office Phone: (574) 631-7519
 Cell Phone: (574) 339-9810
 Hockey Media Relations E-Mail: dcollera@nd.edu
 Compton Family Ice Arena Press Box Phone: (574) 631-4899
 Mailing Address: University of Notre Dame
 100 Compton Family Ice Arena
 Notre Dame, IN 46629
 Web Site: www.und.com/NDHockey
 Twitter: @NDHockey
 Instagram: ND_Hockey
 Facebook: facebook.com/NotreDameHockey
 Snapchat NotreDameHockey

TEAM INFORMATION

2015-16 Overall Record: 19-11-7
 2015-16 Hockey East Record/Finish 15-5-2 (3rd)
 2015-16 Postseason: Hockey East Quarterfinals
 NCAA Midwest Regional Semifinals
 Letter Winners Returning: 17 (10 forwards, 2 defensemen, 2 goaltenders)
 Letter Winners Lost: 7 (4 forwards, 2 defensemen, 1 goaltenders)
 Newcomers: 8 (5 forwards, 2 defensemen, 1 goaltender)
 2016-17 Captain: Cal Petersen (C)
 2016-17 Alternate Captains: Anders Bjork (A), Jake Evans (A)
 Luke Ripley (A)
 NCAA Appearances Eight (Last: 2016)
 NCAA Frozen Four Appearances Two (2008 & 2011)
 All-Americans 12 players/13 times (Last: Robbie Russo in 2015)
 Academic All-Americans Nine (Last: Peter Schneider in 2015)

HOCKEY EAST PICTURE

▶ With a win last night, Notre Dame clinched at least a top-four finish in the Hockey East standings and a first round bye.
 ▶ The top-four teams will host best-of-three quarterfinal series (March 10-13) to determine who advances to the semifinals at the TD Garden in Boston, Massachusetts (March 17).
 ▶ With a victory on Saturday night, Notre Dame would move to 30 points, passing UMass Lowell and Boston College to claim the regular-season championship.
 ▶ With a tie, Notre Dame would move to 29 points and tie for the regular-season championship with UMass Lowell and Boston College, while a loss would create a three-way tie between UMass Lowell, Boston College and Boston University (Hockey East has never had tri-champions).
 ▶ Notre Dame also became the only team in the league to have won or tied each of its Hockey East series this season.

CHAMPIONSHIP HISTORY

▶ The Fighting Irish have won five conference championships, all of which came in CCHA play.
 ▶ Regular-Season Championships: 2006-07 and 2008-09.
 ▶ Conference Tournament Championships: 2006-07, 2008-09, 2012-13.

BY THE NUMBERS (national rank/60)

Category	BU	ND
Goals/game	3.18 (17)	3.30 (11)
GAA/game	2.30 (10)	2.18 (8)
Power Play %	18.8 (27)	17.9 (30)
PK %	85.9 (9)	85.8 (10)
PIM/game	13.4 (23)	11.4 (47)

GOALTENDING SNAPSHOT

▶ This weekend's series will feature two of the top goaltenders in the country in Cal Petersen and Jake Oettinger (HEA Rank/National Rank)

Category	Oettinger	Petersen
GAA	2.11 (2/11)	2.06 (1/8)
Save %	.925 (3/12)	.928 (1/8)
Shutouts	4 (2/t-6)	5 (1/t-1)
Wins	17 (4/t-13)	19 (t-2/t-8)

SERIES QUICK HITS

▶ Cal Petersen is 3-1-1 all-time against Boston University with a 1.59 goals against average and a .956 save percentage.
 ▶ Boston University (20 years and 108 days) and Notre Dame (20 years and 272) days opened the season with the second- and third-youngest rosters based on average age (research by

Series History

▶ The Irish and Terriers have only played 14 times (ND leads 8-4-2) but have met at least once in six of the last seven seasons.
 ▶ Notre Dame is 5-1-1 in regular-season Hockey East games against Boston University and the Irish also won a first round playoff game against the Terriers, 3-2 on March 8, 2014 (Compton Family Ice Arena).
 ▶ Last season, the teams split the final regular season weekend of play, with Cal Petersen stopping all 39 shots he faced in Notre Dame's 1-0, game two win (Feb. 27).
 ▶ Dylan Malmquist scored the game winner in that 1-0 victory.
 ▶ To end the 2014-15 regular season, Notre Dame went 1-0-1 at then second-ranked Boston University (Feb. 21-22).

CAREER STATS vs. BOSTON UNIVERSITY

Jordan Gross	5 GP, 0-3-3
Anders Bjork	5 GP, 1-2-3
Dylan Malmquist	3 GP, 1-1-2
Jake Evans	4 GP, 3-0-3
Connor Hurley	4 GP, 1-0-1
Andrew Oglevie	3 GP, 0-1-1
Ben Ostlie	2 GP, 1-0-1
Bobby Nardella	3 GP, 0-1-1
Cam Morrison	1 GP, 0-1-1
Mike O'Leary	1 GP, 0-1-1
Tory Dello	1 GP, 0-1-1
Dawson Cook	5 GP, 0-0-0
Luke Ripley	5 GP, 0-0-0
Dennis Gilbert	3 GP, 0-0-0
Jack Jenkins	3 GP, 0-0-0
Cal Burke	1 GP, 0-0-0
Joe Wegwerth	1 GP, 0-0-0
Felix Holmberg	1 GP, 0-0-0
Andrew Peeke	1 GP, 0-0-0
Cal Petersen	5-5 (GP-GS), 3-1-1, 1.59 GAA, .956 Sv.%

THE SERIES

Series: ND leads 8-4-2 (14 games)
 At Notre Dame: ND leads 5-1-0
 At Boston University: ND leads, 3-1-1
 At Neutral Sites: BU leads 2-0-1
 Overtime Wins: None

YEAR	SITE	W	L	T	RESULT
1970-71	Boston Arena		L		3-7
1995-96	Milwaukee, Wis. (N)		L		3-7
2009-10	Boston		W		3-0
2010-11	St. Louis, Mo. (N)		L		4-5
	Hoffman Estates, Ill. (N)			T	3-3 (ot)
2011-12	Notre Dame		W		5-2
2013-14	Notre Dame		W		2-0
	Notre Dame		W		2-0
	Notre Dame		W		3-2
2014-15	Boston			T	2-2 (ot)
	Boston		W		3-2
2015-16	Notre Dame		L		2-3
	Notre Dame		W		1-0
2016-17	Notre Dame		W		3-1

College Hockey Inc.).

► The Notre Dame (8) and Boston University (10) rosters include a combined 18 NHL Draft selections.

LAST NIGHT: ND 3, BU 1

► Two goals by Jake Evans, a game-winning tally by Ben Ostlie and strong third period goaltending by Cal Petersen lifted the Irish over No. 5/6 Boston University, 3-1, on Friday night at the Agganis Arena (4,562).

► Ostlie crashed the net and muscled in his third career goal at 18:33 of the second period for what also proved to be his first career game winner.

► Evans scored midway through the first period to give the Irish a 1-0 lead and then he and Anders Bjork combined on a two-on-one late in the third period to help the Irish secure the win when they made it a 3-1 game.

► Petersen finished with 37 saves and he was strong down the stretch, making 23 stops in the third period.

IRISH STREAKS AND TRENDS

► Anders Bjork has a five-game point streak (3-3-6).

► Jake Evans has a four-game point streak (3-3-6) and dating back to Dec. 2, Evans has notched at least one point in 17 of Notre Dame's last 19 games (9-14-23).

► Tory Dello has a career-long, three-game point streak (0-3-3).

► Cam Morrison has a two-game point streak (1-1-2).

► The Irish are 10-3-2 since returning from break (Dec. 31).

SECONDARY SCORING

► During Notre Dame's current seven-game unbeaten streak, 14 players have recorded at least two points, while 17 players have notched at least one point.

► The Irish have scored 25 goals over the last six games, with 12 players combining to score those 25 goals: Evans (4), Oglevie (4), Bjork (3), Gross (2), Malmquist (2), Burke (2), Jenkins (2), O'Leary (1), Brauer (1), Nardella (1), Morrison (1) and Ostlie (1).

JACKSON RANKS (entering the weekend)

► Head Coach Jeff Jackson recently moved to first in active career winning percentage (minimum of five Division I seasons):

.65514--Jeff Jackson, Notre Dame (445-216-77)

.65489 -- Red Berenson, Michigan (844-423-92)

.6537 -- Rick Bennett, Union (160-77-33)

.6389 -- Don Lucia, Minnesota (714-382-99)

PETERSEN EARNS WEEKLY HONOR

► After leading the Irish to a win and a tie against Providence College, junior goaltender Cal Petersen was named the Hockey East's Defensive Player of the Week (Feb. 20).

► In Friday night's 4-1 win, Petersen turned aside 33 of the 34 shots he faced to secure the win.

► Then in Saturday night's back-and-forth game, he made two game-saving stops in the third period to preserve the tie and finished with 39 saves in the game.

► In the series, Petersen posted a 1.92 goals against average and a .947 save percentage.

IRON MAN

► Cal Petersen has started 83 consecutive

games in the Notre Dame net, dating back to a 5-1 win at Maine on Feb. 7, 2015.

Consecutive Goaltender Starts (NCAA DI)

1. Ben Scrivens, Cornell (2007-10)	104
2. David McKee, Cornell (2004-06)	102
3. Andrew Volkening, Air Force (2007-10)	97
4. Cal Petersen, Notre Dame (2014 -)	83
5. John Muse, Boston College (2008-09)	81
6. Andy Illes, Cornell (2011-14)	80
7. Dan Murphy, Clarkson (1994-98)	80
8. John Lothrub, Minnesota (1964-66)	78
9. Joe Cannata, Merrimack (2009-12)	77
10. Brant Nicklin, M. Duluth (1996-98)	76

► Petersen has appeared in 84 straight games, dating back to a 4-4 tie at Maine on Feb. 6, 2015), which ranks fifth in the NCAA DI records book (see page 38).

Current Irish in the National Hockey League Draft



Connor Hurley

2013 | Second Round | 38th Overall
Buffalo Sabres



Cal Petersen

2013 | Fifth Round | 129th Overall
Buffalo Sabres



Anders Bjork

2014 | Fifth Round | 146th Overall
Boston Bruins




Jake Evans

2014 | Seventh Round | 207th Overall
Montreal Canadiens



Joe Wegwerth

2014 | Fourth Round | 92nd Overall
Florida Panthers



Dennis Gilbert

2015 | Third Round | 91st Overall
Chicago Blackhawks



Cam Morrison

2016 | Second Round | 40th Overall
Colorado Avalanche



Andrew Peeke

2016 | Second Round | 34th Overall
Columbus Blue Jackets



USCHO.com Division I Men's Poll (Feb. 20, 2017)

Rk.	Team (1st-place votes)	Record	Points	Last Wk.
1.	Denver (33)	22- 6-4	981	2
2.	Minnesota Duluth (14)	19- 5-6	954	1
3.	Harvard (3)	20- 5-2	913	3
4.	Minnesota	20- 8-2	831	5
5.	UMass Lowell	20- 9-3	734	6
6.	Boston University	20- 9-3	733	4
7.	Union	22- 8-2	709	7
8.	Western Michigan	18- 8-4	695	8
9.	Cornell	17- 6-4	555	12
10.	Providence	18- 9-5	498	10
11.	Penn State	18- 8-2	454	9
12.	Ohio State	16- 8-6	447	14
13.	Notre Dame	18- 9-5	412	15
14.	Boston College	18-12-4	388	11
15.	Vermont	17-10-5	289	16
16.	North Dakota	15-13-3	262	13
17.	Air Force	21- 8-5	170	19
18.	St. Cloud State	15-14-1	154	18
19.	Wisconsin	17-10-1	136	20
20.	St. Lawrence	15-10-7	74	17

Others receiving votes: Others receiving votes: Bemidji State 34, Omaha 33, Quinnipiac 17, Canisius 16, Michigan Tech 7, Minnesota State 3, Northeastern 1.

USA Today/USA Hockey Magazine College Hockey Poll (Feb. 20, 2017)

Rk.	Team	Points (1st-place votes)	Last Week	Record
1.	University of Denver	494 (21)	2	22-6-4
2.	Minnesota Duluth	485 (13)	1	19-5-6
3.	Harvard University	445	3	20-5-2
4.	University of Minnesota	403	5	20-8-2
5.	Boston University	353	4	20-9-3
6.	Western Michigan University	316	9	18-8-4
7.	UMass Lowell	305	6	20-9-3
8.	Union College	303	7	22-8-2
9.	Cornell University	201	13	17-6-4
10.	Providence College	187	10	18-9-5
11.	Penn State University	163	8	18-8-2
12.	Ohio State University	140	14	16-8-6
13.	Boston College	97	11	18-12-4
14.	University of Notre Dame	73	--	18-9-5
15.	University of North Dakota	49	12	15-13-3

Others Receiving Votes: University of Vermont, 23; **University of Notre Dame, 19;** St. Lawrence University, 6; United States Air Force Academy, 3.

Notre Dame in the Polls

Date	USCHO.com	USAToday
Preseason	9	8
Oct. 10	5	6
Oct. 17	3	4
Oct. 24	7	6
Oct. 31	9	9
Nov. 7	9	9
Nov. 14	9	9
Nov. 21	12	11
Nov. 28	12	12
Dec. 5	14	13
Dec. 12	12	14
Dec. 19	12	12
Jan. 2	12	12
Jan. 9	13	13
Jan. 16	14	15
Jan. 23	15	15
Jan. 30	17	RV
Feb. 6	16	RV
Feb. 13	15	RV
Feb. 20	13	14

► Prior to Oct. 10-17 of this season, the last time the Irish had reached the top five in the polls was on Nov. 11, 2013 (No. 4 in USCHO.com and No. 3 in the USA Today/USA Hockey Magazine).

OGLEVIE ON THE OFFENSIVE

► Sophomore forward Andrew Oglevie has 35 points (18-17-35) in 33 games.
 ► Oglevie's 35 points are tied for 12th in Hockey East and tied for 25th in the country (his 18 goals are tied for seventh in Hockey East).
 ► Last season as a freshman, Oglevie totalled nine points (5-4-9) in 31 games.
 ► Oglevie's offensive production has been boosted by increased time on the power play, where he has scored four goals and added 10 assists for 14 points.
 ► Oglevie notched his first career shorthanded goal at Boston College (Jan. 28).

AT THE FACEOFF DOT

► At .545, Notre Dame has the fourth-best faceoff winning percentage in the country.
 ► Jake Evans ranks second in Hockey East and 12th in the country in faceoff winning percentage with a .596 mark.

INJURY REPORT

► Joe Wegwerth has been sidelined (indefinitely) after sustaining a lower body injury versus Vermont (Feb. 3).

VOTE BJORK/PETERSEN IN 2017

► The Hobey Baker Fan Ballot was revealed by the Hobey Baker Memorial Award Foundation on Jan. 30 and high-scoring junior forward Anders Bjork and stalwart junior goaltender Cal Petersen were included on the fan ballot.
 ► All 60 Division I college coaches vote for three players from their own conference and three players from the rest of the college hockey.
 ► Then, the Vote for Hobey aggregate fan vote's one percent is factored in and 10 finalists will be announced in the middle of March.
 ► The Hobey Baker Selection Committee, along with a second aggregate of the fan's one percent vote, will be combined to come up with the "Hobey Hat Trick" which will be announced

2016-17 Honors

Anders Bjork

- Vote For Hobey Baker Candidate (Jan. 30)
- Hockey Humanitarian Award Finalist (Feb. 2)
- Hockey East Player of the Month (Nov. 2)
- Hockey East Player of the Week (Oct. 10 & Dec. 12)
- 2016 Shillelagh Tournament All-Tournament Team (Nov. 26)
- Hockey East Honor Roll (Oct. 31, Nov. 28, Feb. 20)

Tory Dello

- 2016 Shillelagh Tournament All-Tournament Team (Nov. 26)

Jake Evans

- Hockey East Honor Roll (Dec. 5 & Jan. 23)

Dennis Gilbert

- Hockey East Player of the Week (Jan. 13)

Jordan Gross

- Hockey East Honor Roll (Jan. 2)

Cam Morrison

- Hockey East Honor Roll (Jan. 2)

Bobby Nardella

- Hockey East Honor Roll (Oct. 10 & Nov. 21)

Andrew Oglevie

- Hockey East Honor Roll (Oct. 17, Jan. 16, Jan. 30, Feb. 6 & Feb. 13)

Andrew Peeke

- Hockey East Honor Roll (Jan. 9 & Jan. 23)

Cal Petersen

- Vote For Hobey Baker Candidate (Jan. 30)
- Mike Richter Award Watch List (Oct. 7)
- Hockey East Defensive Player of the Week (Jan. 2 & Feb. 20)
- Hockey East Honor Roll (Oct. 17, Nov. 21, Jan. 16, Jan. 23 & Feb. 6)
- ASN National Player of the Week (Jan. 23)

on March 30.

► The winner will then be announced at the 2017 NCAA Division I Men's Frozen Four, which is being hosted by the University of Notre Dame and the Chicago Sports Commission at the United Center in Chicago.

HOCKEY EAST STANDINGS

	Hockey East										Overall		
	GP	W	L	T	Pts	GF	GA	W	L	T	GF	GA	
1	UMass Lowell	22	14	7	1	29	76	51	22	9	3	123	82
	Boston College	22	13	6	3	29	74	56	18	14	4	112	94
3	Notre Dame	21	12	5	4	28	66	47	19	9	5	109	72
4	Boston University	21	12	6	3	27	60	46	20	10	3	105	76
5	Providence	21	11	7	3	25	64	56	19	9	5	104	77
6	Vermont	21	10	7	4	24	59	60	18	10	5	106	88
7	Northeastern	21	9	9	3	21	69	66	16	12	5	123	99
8	Merrimack	21	7	8	6	20	54	58	13	14	6	81	85
9	Connecticut	21	7	10	4	18	51	59	11	14	8	89	93
	New Hampshire	21	7	10	4	18	67	73	12	16	5	107	114
11	Maine	21	4	15	2	10	52	75	10	19	4	96	111
12	Massachusetts	21	2	18	1	5	41	86	5	26	2	64	122

BJORK A HUMANITARIAN FINALIST

- ▶ Junior forward Anders Bjork has been selected as one of the five finalist for the 2017 Hockey Humanitarian award, which is presented annually to college finest citizen for leadership in community service.
- ▶ Bjork was announced as one of 15 nominees for the award on Jan. 19 and then on Feb. 2, the committee announced the five finalists including, Bjork, Collin Delia (Merrimack), Danny Divis and Justin McKenzie (St. Michael's), David Goodwin (Penn State) and Mike Nervick (Quinnipiac).
- ▶ The 2017 Hockey Humanitarian Award recipient will be recognized in a ceremony on Friday, April 7, at the 2017 NCAA Division I Men's Frozen Four, which is being hosted by the University of Notre Dame and the Chicago Sports Commission at the United Center in Chicago.
- ▶ Bjork spends a lot of time volunteering in the community, especially with a third grade class just a few blocks south of campus at the Perley Fine Arts Academy in South Bend.

BJORK PLAYING LEAD ROLE

- ▶ Junior forward Anders Bjork, a 2014 fifth-round pick by Boston, is one of the country's leading scorers with 19 goals and 25 assists for 44 points.
- ▶ The Irish are 18-5-2 when Bjork registers at least one point (1-4-3 when he does not and is in the lineup).
- ▶ The Irish are 10-3-0 when he scores at least one goal.
- ▶ Bjork has posted 13 multi-point games this season, including four-point games against Arizona State (Oct. 8) and UConn (Oct. 28).
- ▶ Bjork became the first Irish player to reach the 40-point plateau since 2014-15, when Vince Hinostroza (11-33-44) and Robbie Russo (15-26-41) both did so.
- ▶ Bjork reached the 25-point plateau in his 15th game of the season, marking the fastest any Notre Dame player has reach 25 points in the Coach Jackson era (and dating back to at least 2001-02).
- ▶ Bjork notched the 100th point of his Irish career with an assist versus Providence (Feb. 18), becoming the 51st player in program history to reach 100-career points.
- ▶ Bjork became the first player to reach 100 points since Mario Lucia accomplished the feat last season and he is the first junior to do so since T.J. Tynan and Anders Lee in 2013.
- ▶ Bjork, who is part of the fourth father-son duo to play at Notre Dame, joins his father Kirt as the first father-son tandem to each register 100-career points at Notre Dame (Kirt was a

1983 All-American who totaled 161 points on 76 goals and 85 assists).

BJORK RANKS

Category	HEA Rank*	NCAA Rank*
Goals (19)	t-5th	t-8th
Assists (25)	9th	t-16th
Points (44)	6th	10th
GWG (5)	t-1st	t-2nd
Pts./game (1.38)	6th	10th

SECOND AND THIRD PERIOD SURGES

- ▶ This season, Notre Dame is out scoring opponents by a 39-23 margin (+16) in the second period and by a 45-23 (+22) margin in the third period.
- ▶ Notre Dame's 45 third period goals are tied with Harvard and Nebraska Omaha the second most in the country.
- ▶ The Fighting Irish are averaging 1.40 goals per third period, which is third in the country (Notre Dame has played only 32 third periods this season due to the shortened game at Northeastern on Nov. 13).

PETERSEN'S SHUTOUT STREAK

- ▶ From Dec. 10 - Jan. 6, Cal Petersen went 207:10 without allowing a goal, including back-to-back shutouts of Alaska (Dec. 31 - Jan. 1).
 - ▶ That stretch is the second-longest shutout streak in program history.
- | |
|--|
| 1. Steven Summerhays -- 231:50
(Feb. 14 - March 1, 2014): |
| 2. Cal Petersen -- 207:10
(Dec. 10, 2016 - Jan. 6, 2017) |
| 3. David Brown -- 193:27
(Oct. 17-Nov. 8, 2003) |
- ▶ The back-to-back shutouts over Alaska were Notre Dame's first consecutive shutouts since a home series against Boston University on February 21-22, 2014 (Steven Summerhays played game one in net and then Summerhays and Joe Rogers played in game two).

NHL ALUMNI REPORT (as of Feb. 22)

- ▶ Eight former Notre Dame hockey players have played in the NHL this season, including several stretches where all eight were in the NHL at the same time (Nov. 21-28, Dec. 16-23, Jan. 8 - 17).
- ▶ It marked the first time in program history when eight former players were on active NHL rosters at the same time.
- ▶ The single-season record for most former Irish players skating in the NHL during a season is nine (2011-12).
- ▶ Vinnie Hinostroza scored his first career goal and added his first two career assists in Chicago's 4-3 overtime win against Vancouver (Nov. 19).

2016-17 Roster
By School and/or Major

- Marketing (Mendoza College of Business)**
 Anders Bjork (Jr.)
 Bo Brauer (Jr.)
 Dawson Cook (Jr.)

- Finance (Mendoza College of Business)**
 Tony Bretzman (Jr.)
 Luke Ripley (Jr.)

- Management Consulting (Mendoza College of Business)**
 Jake Evans (Jr.)
 Jordan Gross (Jr.)
 Ben Ostlie (Sr.)
 Cal Petersen (Jr.)

- Mendoza College of Business**
 Jack Jenkins (So.)
 Dylan Malmquist (So.)

- Political Science (College of Arts & Letters)**
 Dennis Gilbert (So.)
 Connor Hurley (Jr.)
 Bobby Nardella (So.)
 Andrew Oglevie (So.)

- College of Arts & Letters**
 Joe Wegwerth (So.)

- Finance & Economics (double major)**
 Chad Katunar (Jr.)

- Economics & Chinese (double major)**
 Peter Mark (Jr.)

- First Year of Studies**
 Cal Burke (Fr.)
 Tory Dello (Fr.)
 Felix Holmberg (Fr.)
 Cale Morris (Fr.)
 Cam Morrison (Fr.)
 Luke Novak (Fr.)
 Mike O'Leary (Fr.)
 Andrew Peeke (Fr.)

- ▶ Bryan Rust notched his first career hat trick in Pittsburgh's 8-5 win over Ottawa (Dec. 5), including a penalty shot goal (Ian Cole also had two assists in that victory).
 - ▶ Rust became the third former Irish player to record an NHL hat trick, joining Palmieri (1) and Dave Poulin (5).
- | |
|---|
| Eric Condra, Tampa Bay: 13 GP, 0-0-0 |
| Vinnie Hinostroza, Chicago: 48 GP, 6-8-14 |
| Stephen Johns, Dallas: 44 GP, 4-4-8 |
| Riley Sheahan, Detroit: 58 GP, 0-9-9 |
| Kyle Palmieri, New Jersey: 58 GP, 16-20-36 |
| Anders Lee, New York Islanders: 58 GP, 22-14-36 |
| Ian Cole, Pittsburgh: 59 GP, 4-15-19 |
| Bryan Rust, Pittsburgh: 50 GP, 12-13-25 |

2016-17 Notre Dame Hockey Roster

No.	Name	Height	Weight	Position	Yr.	Hometown	Last Team (League)
2	Tony Bretzman	5-11	175	Defenseman	JR	Mendota Heights, Minn.	Langley Rivermen (BCHL)
3	Jordan Gross	5-10	186	Defenseman	JR	Maple Grove, Minn.	Green Bay Gamblers (USHL)
4	Dennis Gilbert	6-2	220	Defenseman	SO	Williamsville, N.Y.	Chicago Steel (USHL)
6	Tory Dello	6-0	190	Defenseman	FR	Crystal Lake, Ill.	Tri-City Storm (USHL)
8	Ben Ostlie	6-2	200	Forward	SR	Edina, Minn.	Omaha Lancers (USHL)
9	Dawson Cook	6-2	213	Forward	JR	Cadillac, Mich.	Green Bay Gamblers (USHL)
10	Anders Bjork	6-0	181	Forward	JR	Mequon, Wis.	U.S. National Under-18 Team
11	Cal Burke	5-10	184	Forward	FR	Boxborough, Mass.	Cedar Rapids RoughRiders (USHL)
12	Felix Holmberg	5-10	175	Forward	FR	Stockholm, Sweden	AIK J20 (SuperElit)
15	Andrew Oglevie	5-10	181	Forward	SO	Fullerton, Calif.	Cedar Rapids RoughRiders (USHL)
16	Connor Hurley	6-2	185	Forward	JR	Edina, Minn.	Green Bay Gamblers (USHL)
17	Peter Mark	6-0	180	Defenseman	JR	Minneapolis, Minn.	Saint Thomas Academy (USHS)
18	Jake Evans	6-0	191	Forward	JR	Toronto, Ontario	St. Michael's Buzzers (OJHL)
19	Mike O'Leary	6-1	195	Forward	FR	Halifax, Nova Scotia	Dubuque Fighting Saints (USHL)
21	Joe Wegwerth	6-3	230	Forward	SO	Brewster, N.Y.	Cedar Rapids RoughRiders (USHL)
22	Andrew Peeke	6-2	200	Defenseman	FR	Parkland, Fla.	Green Bay Gamblers (USHL)
23	Luke Novak	6-0	182	Forward	FR	Waukesha, Wis.	New Jersey Hitmen (USPHL)
24	Luke Ripley	6-5	207	Defenseman	JR	Kitimat, British Columbia	Powell River Kings (BCHL)
25	Dylan Malmquist	5-11	185	Forward	SO	Edina, Minn.	Edina (USHS)
26	Cam Morrison	6-3	212	Forward	FR	Aurora, Ontario	Youngstown Phantoms (USHL)
27	Bobby Nardella	5-9	175	Defenseman	SO	Rosemont, Ill.	Tri-City Storm (USHL)
28	Jack Jenkins	5-11	192	Forward	SO	Lake Bluff, Ill.	Fargo Force (USHL)
29	Bo Brauer	6-3	210	Forward	JR	Edina, Minn.	Nanaimo Clippers (BCHL)
32	Cale Morris	6-1	190	Goaltender	FR	Larkspur, Colo.	Waterloo Black Hawks (USHL)
33	Chad Katunar	6-5	210	Goaltender	SR	Victoria, British Columbia	Penticton Vees (BCHL)
40	Cal Petersen	6-3	190	Goaltender	JR	Waterloo, Iowa	Waterloo Black Hawks (USHL)

Coaches

Jeff Jackson: Head Coach (Michigan State '78, 12th season at Notre Dame)

Paul Pooley: Associate Head Coach (Ohio State '84)

Andy Slaggert: Associate Coach (Notre Dame '89)

Kevin Lind: Volunteer Assistant Coach (Notre Dame '14)

John Micheletto: Special Assistant to the Coaching Staff (Dartmouth '88)

Nick Siergiej: Coordinator of Hockey Operations (Wisconsin – River Falls '06)

Athletic Trainer: Kevin Ricks

Equipment Specialist: Scott Eastman

Will Moran: Hockey and Programming Intern

Pronunciation Key

8	Ben AWST-lee
10	Anders BEE-york
15	Andrew Oh-GLE-Vee
25	Dylan Mall-mm-quist
32	KALE Morris
33	Chad Cat -en-arh

California (1)

Andrew Oglevie Fullerton, California

Colorado (1)

Cale Morris Larkspur, Colorado

Florida (1)

Andrew Peeke Parkland, Florida

Illinois (3)

Tory Dello Crystal Lake, Illinois
Bobby Nardella Rosemont, Illinois
Jack Jenkins Lake Bluff, Illinois

Iowa (1)

Cal Petersen Waterloo, Iowa

Massachusetts (1)

Cal Burke Boxborough, Massachusetts

Michigan (1)

Dawson Cook Cadillac, Michigan

Minnesota (7)

Tony Bretzman Mendota Heights, Minnesota
Jordan Gross Maple Grove, Minnesota
Ben Ostlie Edina, Minnesota
Connor Hurley Edina, Minnesota
Dylan Malmquist Edina, Minnesota
Peter Mark Minneapolis, Minnesota
Bo Brauer Edina, Minnesota

New York (2)

Dennis Gilbert Williamsville, New York
Joe Wegwerth Brewster, New York

Wisconsin (2)

Anders Bjork Mequon, Wisconsin
Luke Novak Waukesha, Wisconsin

Canada (5)

Jake Evans Toronto, Ontario
Chad Katunar Victoria, British Columbia
Cam Morrison Aurora, Ontario
Mike O'Leary Halifax, Nova Scotia
Luke Ripley Kitimat, British Columbia

Sweden (1)

Felix Holmberg Stockholm, Sweden

THE JACKSON FILE

Full Name

• Jeffery L. Jackson

Birthdate

• June 22, 1955

Hometown

• Roseville, Michigan

Education

• Bachelor's Degree in Communications
Michigan State '78
• Bachelor's Degree in Education
Michigan State '79



Collegiate Coaching Experience

• Assistant Coach, Lake Superior State (1986-90)
• Head Coach, Lake Superior State (1990-96)
Record: 182-52-25 (.751); two NCAA titles, two CCHA regular-season titles, four CCHA tournament championships
• Head Coach, University of Notre Dame (2005-):
- **Two** CCHA regular-season titles
- **Three** CCHA tournament titles
- **Six** NCAA appearances
- **Two** NCAA Frozen Four appearances

International Coaching Experience

• National Coach and Senior Director, U.S. National Team Developmental Program (1996-2000)
• Head Coach, U.S. Junior National Team (1996-97)
• Won silver medal at World Junior Championships
• Assistant Coach, U.S. Olympic Team (1998)

Junior Hockey Experience

• Head Coach, OHL's Guelph Storm (2000-03)
Record: 87-67-24 (4)

Professional Experience

• Assistant Coach, New York Islanders (2003-05)

Coaching Honors

• CCHA Coach of the Year (1990-91)
• CCHA Coach of the Year (2006-07)
• Spencer Penrose Award (2006-07)
• CCHA Coach of the Year (2010-11)

Jackson's Year-By-Year Collegiate Record

Year	Overall			Conference		
	W	L	T	W	L	T
1990-91	36	5	4	26	2	4
1991-92	30	9	4	20	8	4
1992-93	32	8	5	20	5	5
1993-94	31	10	4	18	8	4
1994-95	23	12	6	14	9	4
1995-96	30	8	2	22	6	2
2005-06	13	19	4	11	13	4
2006-07	32	7	3	21	4	3
2007-08	27	16	4	15	9	4
2008-09	31	6	3	21	4	3
2009-10	13	17	8	9	12	7
2010-11	25	14	5	18	7	3
2011-12	19	18	3	12	13	3
2012-13	25	13	3	17	8	3
2013-14	23	15	2	9	9	2
2014-15	18	19	5	10	7	5
2015-16	19	11	7	15	5	2
Totals	427	207	72	278	130	62
	.656			.657		

Head Coach
JEFF JACKSON

▶ The 2016-17 hockey season marks University of Notre Dame hockey coach Jeff Jackson's 12th season behind the Irish bench. The highly regarded Jackson now has over 30 years of coaching experience.

▶ Notre Dame's Jeff Jackson era began in 2005 when the University searched for a man who could move the program among the elite hockey schools in the country.

▶ The veteran coach owned a resume packed with success at the collegiate, junior hockey, professional and international levels.

▶ During his now 12-year run, Notre Dame has become one of the nation's top teams, winning the Central Collegiate Hockey Association's (CCHA) regular-season title twice (2006-07 and 2008-09) while earning three Mason Cup championships ('07, '09 and the final one in 2013).

▶ During Jackson's tenure, his teams have made seven trips to the NCAA Tournament (2006-09, 2010-11, 2012-14 and now 2016), advancing to the Frozen Four twice, playing in the 2008 title game and the 2011 national semifinals.

▶ Then in 2013-14, the team's first season in Hockey East, the Irish upset the conference's top team - Boston College - in the quarterfinals to advance to the TD Garden (Boston, Massachusetts) for the Hockey East semifinals

▶ Between 2006-09, the Irish turned in win totals of 32, 27 and 31 for three consecutive seasons of 25 or more wins and three consecutive NCAA tournament appearances, a first in program history.

▶ Jackson's success on the ice also has had a major impact off the ice for the Irish. With the wins came a commitment from the University that led to the new home of Irish hockey - The Compton Family Ice Arena - one of the finest college hockey facilities in the nation. The new venue opened for business on Oct. 21, 2011.

▶ Since Jackson's arrival, the Irish have had 32 players selected in the National Hockey League Entry Draft, including three first round selections. In that same span, 20 players from USA Hockey's National Team Developmental

Program have matriculated to Notre Dame.

▶ During his tenure, the Irish have had five players garner All-America honors -- Robbie Russo in 2015, Anders Lee in 2013, Ian Cole and Erik Condra in 2009 and David Brown in 2007.

▶ In addition, 14 of Jackson's players have gone on to play in the NHL (most recently Vince Hinostroza and Stephen Johns in 2015-16).

▶ Jackson's Notre Dame teams have played with poise, discipline, team speed and also have featured strong goaltending and excellent special teams play.

▶ In taking over the Irish coaching duties in 2005, Jackson became the first Notre Dame head coach to have won an NCAA Division I championship with another program before being hired as an Irish head coach.

▶ Success is nothing new for Jackson at the NCAA Division I level. In six years as the head coach at Lake Superior State (1990-96), Jackson's teams won two NCAA titles in 1992 and 1994 (also advancing to the finals in 1993), two CCHA regular-season championships (1991 and 1996) and four CCHA Mason Cup trophies (1991, 1992, 1993 and 1995).

▶ A 1978 graduate of Michigan State University with a degree in communications, Jackson followed with an education degree from Michigan State in 1979.

▶ In May 2003, Inside College Hockey, ranked Jackson 12th on its list of the 16 greatest college coaches of all-time with only five of the 16 still active in coaching.

▶ Jackson is a member of the USA Hockey Coaches Achievement Program, the American Hockey Coaches Association and the National Hockey League Coaches Association.

THE LAST TIME

TEAM

Notre Dame won in overtime	December 29, 2014 vs. Miami (3-2, ot)
Notre Dame lost in overtime	October 22, 2016 vs. Penn State (3-2)
Notre Dame tied in overtime	February 18, 2017 vs. Providence (3-3, ot)
Notre Dame won in overtime (Hockey East game)	November 14, 2014 at Merrimack (3-2, ot)
Notre Dame lost in overtime (Hockey East game)	February 19, 2016 at Providence College (3-2, ot)
Notre Dame tied in overtime (Hockey East game)	February 18, 2017 vs. Providence (3-3, ot)
Notre Dame scored 10 or more goals in a game	December 29, 2010 vs. Canisius (10-1)
Notre Dame allowed 10 or more goals in a game	March 12, 2005 at Michigan (10-1)

Notre Dame had a home shutout	January 21, 2017 vs. New Hampshire (Cal Petersen, 31 saves)
Notre Dame had a road shutout	December 3, 2016 at Massachusetts (Cal Petersen, 22 saves)
Notre Dame had a neutral site shutout	October 13, 2012 vs. Maine (Steven Summerhays, 22 saves)
Notre Dame had a shutout in a HE game	January 21, 2017 vs. New Hampshire (Cal Petersen, 31 saves)
Notre Dame was shutout in a HE game	Nov. 13, 2016 at Northeastern (Jake Theut, 22 saves in a two period game)

.....	January 29, 2016 vs. Boston College (Thatcher Demko, 28 saves)
Notre Dame was shutout at home	November 26, 2016 vs. Clarkson (Jake Keilley, 35 saves)
Notre Dame was shutout on the road	Nov. 13, 2016 at Northeastern (Jake Theut, 22 saves in a two period game)

.....	November 7, 2014 at Minnesota (Adam Wilcox, 20 saves)
Notre Dame won 1-0	February 27, 2016 vs. Boston University (Cal Petersen, 39 saves)
Notre Dame had 35 or more shots in a game	February 18, 2017 vs. Providence (35 shots)
Notre Dame had 40 or more shots in a game	February 11, 2017 at Maine (40 shots)
Notre Dame had 50 or more shots in a game	October 7 vs. Arizona State (51 shots)
Notre Dame surrendered 35 or more shots in a game	February 24, 2017 at Boston University (38 shots)
Notre Dame surrendered 40 or more shots in a game	February 18, 2017 vs. Providence (45 shots)
Notre Dame surrendered 50 or more shots in a game	January 1, 2016 at Denver (50 shots)
Notre Dame had three PP goals in a game	October 25, 2014 vs. Niagara (7-0 win)
Notre Dame had four PP goals in a game	October 20, 2013 vs. Michigan Tech (7-3 win)
Notre Dame had six PP goals in a game	October 7, 2016 vs. Arizona State (9-2 win)

.....	February 13, 2009 vs. No. Michigan (9-5 win)
Notre Dame had one shorthanded goal	February 17, 2017 vs. Providence (Anders Bjork in a 4-1 win)
Notre Dame had two shorthanded goals	January 7, 2011 at Northern Michigan (8-1 win)
.....	November 20, 2010 vs. Michigan State (4-2 win)

Notre Dame surrendered five PP goals	December 4, 2004 vs. Michigan (8-0 loss)
Notre Dame surrendered four PP goals	February 1, 2013 at Ohio State (6-3 loss)
Notre Dame surrendered three PP goals	December 2, 2016 at UMass (5-4 loss)
Notre Dame surrendered two short-handed goals	February 8, 2013 vs. Michigan (7-4 win)

INDIVIDUAL

Notre Dame player scored a hat trick	October 16, 2015 - Steven Fogarty (at Penn State)
Notre Dame defenseman scored a hat trick	January 18, 2015 - Robbie Russo (at UConn)
Notre Dame player scored four goals	October 19, 1995 - Brian Urlick (at Alaska-Fairbanks)
Notre Dame player scored five goals	December 29, 1971 - Ian Williams (at Dartmouth)
Notre Dame player had three assists	December 31, 2016 - Jordan Gross (vs. Alaska - 0-3-3)
Notre Dame player had four assists	December 29, 2010 - Stephen Johns (vs. Canisius - 0g, 4a)
Notre Dame player had five assists	October 21, 1994 - Jamie Ling (vs. Waterloo - 2g, 5a)
Notre Dame player had four points	October 28, 2016 - Anders Bjork (vs. UConn - 2-3-4)
Notre Dame player had five points	February 13, 2009 - Erik Condra (vs. Northern Michigan - 2g, 3a)
Notre Dame player had six points	October 21, 1994 - Jamie Ling (vs. Waterloo - 2g, 5a)
Notre Dame player had seven points	October 21, 1994 - Jamie Ling (vs. Waterloo - 2g, 5a)

Notre Dame goalie made 35+ saves ...	February 24, 2017 - Cal Petersen (at Boston University, 3-1 win, 37 saves)
Notre Dame goalie made 40+ saves	February 3, 2017 - Cal Petersen (vs. Vermont, 4-4 tie, 43 saves)
Notre Dame goalie made 50+ saves	March 6, 2015 - Cal Petersen (vs. UMass, 4-3 loss, 87 saves)

Opposing player scored a hat trick	November 11, 2011 - Cody Knyk (Alaska)
Opposing player scored four goals	March 12, 1994 - Colin Ward (Western Michigan)
Opposing player scored five goals	November 10, 1973 - Tom Ross (Michigan State)

Opposing player had four assists	December 2, 2011 - Ludvig Karlsson (Northeastern - 0g, 4a)
Opposing player had five assists	January 20, 1996 - Kevin Hilton (Michigan - 0g, 5a)

Opposing player had four points	March 12, 2016 - Kevin Roy (Northeastern - 2g, 2a)
Opposing player had five points	January 27, 2001 - Jeff Hamilton (Yale - 2g, 3a)
Opposing player had six points	January 11, 1994 - John Gruden (Ferris State - 4g, 3a)
Opposing player had seven points	January 11, 1994 - John Gruden (Ferris State - 4g, 3a)

Opposing goalie made 35+ saves	February 1, 2017 - Matt Morris (Maine, 36 saves, 4-2 ND win)
Opposing goalie made 40+ saves	January 20, 2017 - Danny Tirone (New Hampshire, 47 saves, 2-2 tie)
Opposing goalie made 50+ saves	March 6, 2015 - Steve Mastalerz (UMass, 75 saves, 4-3 win)

Notre Dame had a penalty shot	January 21, 2017 - Joe Wegwerth (saved vs. New Hampshire)
Notre Dame scored on a penalty shot	December 6, 2013 - Jeff Costello (scored vs. Massachusetts)
.....	March 16, 2013 - Bryan Rust (scored vs. Bowling Green)
Opp. had a penalty shot	January 29, 2016 - Colin White - Boston College (saved by Cal Petersen, BC wins 4-0)
.....	January 22, 2016 - Ara Nazarian - New Hampshire (scored on Cal Petersen, ND wins 5-1)
.....	December 10, 2015 - Colin White - Boston College (saved by Cal Petersen, ND wins 4-3)

SERIES

Notre Dame swept a two-game series	February 10-11, 2017 (vs./at Maine, 3-2, 4-2)
Notre Dame swept in a two-game series	January 23-24, 2015 (Northeastern (2-3, 2-4)
Notre Dame swept a Hockey East home series	February 12-13, 2016 (vs. Maine, 4-1, 5-1)
Notre Dame swept a Hockey East road series	February 10-11, 2017 (vs./at Maine, 3-2, 4-2)

The Last Time Notre Dame ... (Comebacks)

Erased a two-goal deficit to win or tie	at Maine on Feb. 11, 2017 (W, 4-2)
.....	vs. Vermont on Feb. 3, 2017 (T, 4-4)
.....	vs. Boston College on Dec. 10, 2016 (W, 3-2)
Erased a two-goal, third period deficit to win or tie	vs. Vermont on Feb. 3, 2017 (T, 4-4)
.....	at Boston College on Dec. 10, 2015 (W, 4-3)

NOTRE DAME'S 2016-17 RECORD WHEN

Overall	19-9-5
In Hockey East games	12-5-4
Non-conference games	7-4-1
Home	12-5-4
Road	7-4-1
Neutral	0-0-0
In overtime games	0-1-4

When Notre Dame scores first	13-5-2
When opponents score first	6-5-2
When Notre Dame leads after one period	7-2-1
When Notre Dame trails after one period	5-5-1
When score is tied after one period	7-2-3
When Notre Dame leads after two periods	13-1-1
When Notre Dame trails after two periods	0-6-2
When score is tied after two periods	6-2-2
When Notre Dame outshoots opponent	15-4-3
When opponent outshoots Notre Dame	4-5-2
When shots are even	0-0-0
In Game 1 of weekend series*	9-4-3
In Game 2 of weekend series*	9-4-2
In Game 1 of Hockey East weekend series	5-3-3
In Game 2 of Hockey East weekend series	6-1-2

* - Includes Shillelagh Tournament games

In one-goal games	3-3-0
In two-goal games	6-5-0

When scoring two or more goals	18-7-4
When scoring three or more goals	17-3-3
When scoring four or more goals	10-2-1
When scoring five or more goals	6-0-0

Against Ranked Opponents

vs. #3/4 Boston College	1-0-0
at #4/4 Minnesota Duluth	1-1-0
at #5/6 Boston University	1-0-0
vs. #5/6 UMass Lowell	1-1-0
vs. #10/10 Providence College	1-0-1
at #11/13 Boston College	0-1-0
vs. #12/13 Vermont	1-0-1

Month-By-Month

Notre Dame in October	4-3-1
Notre Dame in November	3-2-1
Notre Dame in December	3-1-0
Notre Dame in January	4-3-1
Notre Dame in February	5-0-2
Notre Dame in March

Vs. Conferences

Atlantic Hockey	1-0-0
Big Ten	0-0-1
ECAC	0-1-0
Hockey East	12-5-4
Independent	2-0-0
NCHC	1-1-0
WCHA	3-1-0

Date	Opponent	Score	Att.	Record:	Overall	Home	Away	Neutral					
Oct 07	ARIZONA STATE	W 9-2	3356	ALL GAMES	19-9-5	12-5-4	7-4-1	0-0-0					
Oct 08	ARIZONA STATE	W 4-2	3554	CONFERENCE	12-5-4	6-2-3	6-3-1	0-0-0					
Oct 14	at #4 Minnesota Duluth	L 3-4	5526	NON-CONFERENCE	7-4-1	6-3-1	1-1-0	0-0-0					
Oct 15	at #4 Minnesota Duluth	W 3-1	6014										
Oct 21	PENN STATE	Tot 3-3	3411										
Oct 22	PENN STATE	Lot 2-3	3518										
* Oct 27	UCONN	L 2-4	2936	## Player	gp	g	a	pts	sh	sh%	pen-min	pp	sh
* Oct 28	UCONN	W 6-2	4065	10 Anders Bjork	32	19	25	44	110	.173	6-12	4	2
* Nov 12	at Northeastern	W 5-2	3511	15 Andrew Oglevie	33	18	17	35	105	.171	4-8	4	1
* Nov 13	at Northeastern	T 0-0	1444	18 Jake Evans	33	12	23	35	92	.130	14-39	1	1
* Nov 17	#5 UMASS LOWELL	L 1-4	3151	3 Jordan Gross	33	8	19	27	132	.061	6-12	5	0
* Nov 18	#5 UMASS LOWELL	W 4-1	4653	25 Dylan Malmquist	33	8	13	21	58	.138	9-18	3	0
Nov 25	HOLY CROSS	W 5-3	4581	4 Dennis Gilbert	33	0	20	20	43	.000	10-20	0	0
Nov 26	CLARKSON	L 0-2	3865	27 Bobby Nardella	27	6	13	19	71	.085	8-24	4	0
* Dec 2	at Massachusetts	L 4-5	2481	26 Cam Morrison	33	8	9	17	64	.125	4-8	3	0
* Dec 3	at Massachusetts	W 3-0	3039	16 Connor Hurley	21	4	12	16	26	.154	11-22	0	0
* Dec 10	#3 BOSTON COLLEGE	W 3-2	5022	22 Andrew Peeke	33	4	9	13	51	.078	6-12	0	0
Dec 31	ALASKA	W 5-0	4149	11 Cal Burke	33	3	8	11	67	.045	4-8	0	0
Jan 01	ALASKA	W 4-0	4023	6 Tory Dello	32	1	10	11	70	.014	22-63	0	0
Jan 06	MICHIGAN TECH	W 3-1	4328	21 Joe Wegwerth	26	6	4	10	46	.130	7-14	3	0
Jan 07	MICHIGAN TECH	L 2-4	4741	28 Jack Jenkins	29	5	3	8	70	.071	2-4	0	0
* Jan 13	at Merrimack	W 2-1	2251	32 Dawson Cook	32	1	4	5	35	.029	4-8	0	0
* Jan 14	at Merrimack	L 2-4	2271	9 Bo Brauer	19	3	0	3	9	.333	3-14	1	0
* Jan 20	NEW HAMPSHIRE	Tot 2-2	4504	19 Mike O'Leary	30	1	2	3	17	.059	13-34	0	0
* Jan 21	NEW HAMPSHIRE	W 3-0	4652	12 Felix Holmberg	17	1	0	1	8	.125	1-2	0	0
* Jan 28	at #13 Boston College	L 4-6	7884	8 Ben Ostlie	23	1	0	1	11	.091	5-10	0	0
* Feb 03	#12 VERMONT	Tot 4-4	4520	2 Tony Bretzman	11	0	1	1	6	.000	1-2	0	0
* Feb 04	#12 VERMONT	W 4-1	4744	40 Cal Petersen	33	0	1	1	0	.000	1-2	0	0
* Feb 10	at Maine	W 3-2	4990	24 Luke Ripley	31	0	0	0	21	.000	17-34	0	0
* Feb 11	at Maine	W 4-2	4392	TM TEAM	20	0	0	0	0	.000	3-6	0	0
* Feb 17	#10 PROVIDENCE COLLEGE	W 4-1	4509	Total	33	109	193	302	1112	.098	161-376	28	4
* Feb 18	#10 PROVIDENCE COLLEGE	Tot 3-3	5022	Opponents	33	72	118	190	947	.076	188-449	19	1
* Feb 24	at #6 Boston University	W 3-1	4562										

TEAM STATISTICS ND OPP

SHOT STATISTICS	ND	OPP
Goals-Shot attempts	109-1112	72-947
Shot pct.	.098	.076
Goals/Game	3.3	2.2
Shots/Game	33.7	28.7
POWER PLAYS		
Goals-Power Plays	28-154	19-132
Conversion Percent	.182	.144
Shot Attempts	246	178
Shot Percent	.114	.107
GOAL BREAKDOWN		
Power Play	28	19
Short-handed	4	1
Empty net	4	4
Penalty	0	0
Unassisted	6	5
Overtime	0	1
PENALTIES		
Number	161	188
Minutes	376	449
Penalties/Game	4.9	5.7
Pen minutes/Game	11.4	13.6

##	Goalie	gp	min	ga	gaavg	saves	save%	w-l-t
40	Cal Petersen	33	1952:01	67	2.06	868	.928	19-9-5
32	Cale Morris	1	19:43	1	3.04	7	.875	0-0-0
TM	EMPTY NET	20	9:36	4	-	0	.000	0-0-0
	Total	33	1981:20	72	2.18	875	.924	19-9-5
	Opponents	33	1981:20	109	3.30	1003	.902	9-19-5

Attendance Summary		ND	Opponent
Total		87304	48365
Dates/Avg Per Date		21/4157	12/4030
Neutral Site #/Avg		0/0	

Goals by Period	1st	2nd	3rd	OT	Total
Notre Dame	25	39	45	0	109
Opponents	25	23	23	1	72

Saves by Period	1st	2nd	3rd	OT	Total
Notre Dame	278	294	291	12	875
Opponents	328	365	300	10	1003

##	Player	gp	Shots					+/-	Penalties				Goals								
			g	a	pts	sh	sh%		pen-min	min	maj	oth	pp	sh	fg	gw	gt	ot	ht	pn	ua
10	Anders Bjork	32	19	25	44	110	.173	+16	6-12	6	0	0	4	2	3	5	0	0	0	0	3
15	Andrew Oglevie	33	18	17	35	105	.171	+18	4-8	4	0	0	4	1	4	2	0	0	0	0	2
18	Jake Evans	33	12	23	35	92	.130	+14	14-39	12	1	1	1	1	2	0	0	0	0	0	
3	Jordan Gross	33	8	19	27	132	.061	+9	6-12	6	0	0	5	0	1	2	1	0	0	0	0
25	Dylan Malmquist	33	8	13	21	58	.138	+5	9-18	9	0	0	3	0	2	3	0	0	0	0	0
4	Dennis Gilbert	33	0	20	20	43	.000	+26	10-20	10	0	0	0	0	0	0	0	0	0	0	0
27	Bobby Nardella	27	6	13	19	71	.085	+7	8-24	7	0	1	4	0	1	0	0	0	0	0	0
26	Cam Morrison	33	8	9	17	64	.125	+4	4-8	4	0	0	3	0	0	1	2	0	0	0	0
16	Connor Hurley	21	4	12	16	26	.154	+5	11-22	11	0	0	0	0	2	1	0	0	0	0	0
22	Andrew Peeke	33	4	9	13	51	.078	+9	6-12	6	0	0	0	0	0	1	0	0	0	0	0
11	Cal Burke	33	3	8	11	67	.045	+4	4-8	4	0	0	0	0	0	1	0	0	0	0	0
6	Tory Dello	32	1	10	11	70	.014	+11	22-63	19	1	2	0	0	0	0	0	0	0	0	0
21	Joe Wegwerth	26	6	4	10	46	.130	+1	7-14	7	0	0	3	0	1	0	1	0	0	0	1
28	Jack Jenkins	29	5	3	8	70	.071	0	2-4	2	0	0	0	0	3	2	0	0	0	0	0
9	Dawson Cook	32	1	4	5	35	.029	+5	4-8	4	0	0	0	0	0	0	0	0	0	0	0
29	Bo Brauer	19	3	0	3	9	.333	0	3-14	2	0	1	1	0	0	0	0	0	0	0	0
19	Mike O'Leary	30	1	2	3	17	.059	+3	13-34	12	0	1	0	0	0	0	0	0	0	0	0
12	Felix Holmberg	17	1	0	1	8	.125	-1	1-2	1	0	0	0	0	0	0	0	0	0	0	0
8	Ben Ostlie	23	1	0	1	11	.091	0	5-10	5	0	0	0	0	0	1	0	0	0	0	0
2	Tony Bretzman	11	0	1	1	6	.000	-1	1-2	1	0	0	0	0	0	0	0	0	0	0	0
40	Cal Petersen	33	0	1	1	0	.000	0	1-2	1	0	0	0	0	0	0	0	0	0	0	0
24	Luke Ripley	31	0	0	0	21	.000	-3	17-34	17	0	0	0	0	0	0	0	0	0	0	0
TM	TEAM	20	0	0	0	0	.000	0	3-6	3	0	0	0	0	0	0	0	0	0	0	0
	Total	33	109	193	302	1112	.098	+132	161-376	153	2	6	28	4	19	19	4	0	0	0	6
	Opponents	33	72	118	190	947	.076	-	188-449	177	3	8	19	1	13	9	0	1	0	0	5

##	Goalie	gp-gs	Goal average		Saves		Record				Goals allowed					
			minutes	ga	avg	saves	pct	w	l	t	sho	pp	sh	en	pen	sog
40	Cal Petersen	33-33	1952:01	67	2.06	868	.928	19	9	5	5	19	0	0	0	0
32	Cale Morris	1-0	19:43	1	3.04	7	.875	0	0	0	0	0	0	0	0	0
TM	EMPTY NET	20-0	9:36	4	-	0	.000	0	0	0	0	0	1	4	0	0
	Total	33-0	1981:20	72	2.18	875	.924	19	9	5	5	19	1	4	0	0
	Opponents	33-0	1981:20	109	3.30	1003	.902	9	19	5	2	28	4	4	0	0

##	Points	GP	G	A	Pts	Sh	##	Assists	GP	G	A	Pts	Sh
10	Anders Bjork	32	19	25	44	110	10	Anders Bjork	32	19	25	44	110
15	Andrew Oglevie	33	18	17	35	105	18	Jake Evans	33	12	23	35	92
18	Jake Evans	33	12	23	35	92	4	Dennis Gilbert	33	0	20	20	43
3	Jordan Gross	33	8	19	27	132	3	Jordan Gross	33	8	19	27	132
25	Dylan Malmquist	33	8	13	21	58	15	Andrew Oglevie	33	18	17	35	105
4	Dennis Gilbert	33	0	20	20	43	25	Dylan Malmquist	33	8	13	21	58
27	Bobby Nardella	27	6	13	19	71	27	Bobby Nardella	27	6	13	19	71
26	Cam Morrison	33	8	9	17	64	16	Connor Hurley	21	4	12	16	26
16	Connor Hurley	21	4	12	16	26	6	Tory Dello	32	1	10	11	70
22	Andrew Peeke	33	4	9	13	51	26	Cam Morrison	33	8	9	17	64

##	Goals	GP	G	A	Pts	Sh	##	Shots	GP	G	A	Pts	Sh	Sh%
10	Anders Bjork	32	19	25	44	110	3	Jordan Gross	33	8	19	27	132	.061
15	Andrew Oglevie	33	18	17	35	105	10	Anders Bjork	32	19	25	44	110	.173
18	Jake Evans	33	12	23	35	92	15	Andrew Oglevie	33	18	17	35	105	.171
3	Jordan Gross	33	8	19	27	132	18	Jake Evans	33	12	23	35	92	.130
25	Dylan Malmquist	33	8	13	21	58	27	Bobby Nardella	27	6	13	19	71	.085
26	Cam Morrison	33	8	9	17	64	6	Tory Dello	32	1	10	11	70	.014
27	Bobby Nardella	27	6	13	19	71	28	Jack Jenkins	29	5	3	8	70	.071
21	Joe Wegwerth	26	6	4	10	46	11	Cal Burke	33	3	8	11	67	.045
28	Jack Jenkins	29	5	3	8	70	26	Cam Morrison	33	8	9	17	64	.125
16	Connor Hurley	21	4	12	16	26	25	Dylan Malmquist	33	8	13	21	58	.138

##	Power-Play Goals	GP	PPG	##	Shot Pct.	GP	G	A	Pts	Sh	Sh%
3	Jordan Gross	33	5	29	Bo Brauer	19	3	0	3	9	.333
27	Bobby Nardella	27	4	10	Anders Bjork	32	19	25	44	110	.173
15	Andrew Oglevie	33	4	15	Andrew Oglevie	33	18	17	35	105	.171
10	Anders Bjork	32	4	16	Connor Hurley	21	4	12	16	26	.154
26	Cam Morrison	33	3	25	Dylan Malmquist	33	8	13	21	58	.138
25	Dylan Malmquist	33	3	26	6	4	10	46	46	130	.130
21	Joe Wegwerth	26	3	18	Jake Evans	33	12	23	35	92	.130
				26	Cam Morrison	33	8	9	17	64	.125
				12	Felix Holmberg	17	1	0	1	8	.125
				8	Ben Ostlie	23	1	0	1	11	.091

##	Short-Handed Goals	GP	SHG	##	Penalties	GP	Pen	Min
10	Anders Bjork	32	2	6	Tory Dello	32	22	63
18	Jake Evans	33	1	24	Luke Ripley	31	17	34
15	Andrew Oglevie	33	1	18	Jake Evans	33	14	39

##	Game-Winning Goals	GP	GWG	##	Penalty Minutes	GP	Pen	Min
10	Anders Bjork	32	5	6	Tory Dello	32	22	63
25	Dylan Malmquist	33	3	18	Jake Evans	33	14	39
28	Jack Jenkins	29	2	24	Luke Ripley	31	17	34
15	Andrew Oglevie	33	2	19	Mike O'Leary	30	13	34
3	Jordan Gross	33	2	16	Connor Hurley	21	11	22
				4	Dennis Gilbert	33	10	20
				25	Dylan Malmquist	33	9	18
				27	Bobby Nardella	27	8	24
				21	Joe Wegwerth	26	7	14
				22	Andrew Peeke	33	6	12

##	Plus/Minus	GP	+/-	##	Penalty Minutes	GP	Pen	Min
4	Dennis Gilbert	33	+26	6	Tory Dello	32	22	63
15	Andrew Oglevie	33	+18	18	Jake Evans	33	14	39
10	Anders Bjork	32	+16	24	Luke Ripley	31	17	34
18	Jake Evans	33	+14	19	Mike O'Leary	30	13	34
6	Tory Dello	32	+11	27	Bobby Nardella	27	8	24
3	Jordan Gross	33	+9	16	Connor Hurley	21	11	22
22	Andrew Peeke	33	+9	4	Dennis Gilbert	33	10	20
27	Bobby Nardella	27	+7	25	Dylan Malmquist	33	9	18
25	Dylan Malmquist	33	+5	21	Joe Wegwerth	26	7	14
16	Connor Hurley	21	+5	29	Bo Brauer	19	3	14

Date	Opponent		Score	Shots	Overall	Conf	Time	Att.	Goalie of record
Oct 07	ARIZONA STATE	W	9-2	51/19	1-0-0	0-0-0	2:45	3356	Cal Petersen
Oct 08	ARIZONA STATE	W	4-2	37/25	2-0-0	0-0-0	2:18	3554	Cal Petersen
Oct 14	at #4 Minnesota Duluth	L	3-4	23/32	2-1-0	0-0-0	2:20	5526	Cal Petersen
Oct 15	at #4 Minnesota Duluth	W	3-1	38/28	3-1-0	0-0-0	2:13	6014	Cal Petersen
Oct 21	PENN STATE	Tot	3-3	33/32	3-1-1	0-0-0	2:27	3411	Cal Petersen
Oct 22	PENN STATE	Lot	2-3	28/33	3-2-1	0-0-0	2:20	3518	Cal Petersen
* Oct 27	UCONN	L	2-4	49/25	3-3-1	0-1-0	2:23	2936	Cal Petersen
* Oct 28	UCONN	W	6-2	39/32	4-3-1	1-1-0	2:00	4065	Cal Petersen
* Nov 12	at Northeastern	W	5-2	28/25	5-3-1	2-1-0	2:20	3511	Cal Petersen
* Nov 13	at Northeastern	T	0-0	22/16	5-3-2	2-1-1	1:28	1444	Cal Petersen
* Nov 17	#5 UMASS LOWELL	L	1-4	23/35	5-4-2	2-2-1	2:00	3151	Cal Petersen
* Nov 18	#5 UMASS LOWELL	W	4-1	34/22	6-4-2	3-2-1	2:10	4653	Cal Petersen
Nov 25	HOLY CROSS	W	5-3	30/20	7-4-2	3-2-1	1:58	4581	Cal Petersen
Nov 26	CLARKSON	L	0-2	35/27	7-5-2	3-2-1	2:07	3865	Cal Petersen
* Dec 2	at Massachusetts	L	4-5	25/24	7-6-2	3-3-1	2:29	2481	Cal Petersen
* Dec 3	at Massachusetts	W	3-0	36/22	8-6-2	4-3-1	2:20	3039	Cal Petersen
* Dec 10	#3 BOSTON COLLEGE	W	3-2	32/17	9-6-2	5-3-1	2:15	5022	Cal Petersen
Dec 31	ALASKA	W	5-0	38/34	10-6-2	5-3-1	2:11	4149	Cal Petersen
Jan 01	ALASKA	W	4-0	36/21	11-6-2	5-3-1	2:05	4023	Cal Petersen
Jan 06	MICHIGAN TECH	W	3-1	26/28	12-6-2	5-3-1	2:17	4328	Cal Petersen
Jan 07	MICHIGAN TECH	L	2-4	25/34	12-7-2	5-3-1	2:25	4741	Cal Petersen
* Jan 13	at Merrimack	W	2-1	36/22	13-7-2	6-3-1	2:07	2251	Cal Petersen
* Jan 14	at Merrimack	L	2-4	37/28	13-8-2	6-4-1	2:13	2271	Cal Petersen
* Jan 20	NEW HAMPSHIRE	Tot	2-2	49/28	13-8-3	6-4-2	2:11	4504	Cal Petersen
* Jan 21	NEW HAMPSHIRE	W	3-0	43/31	14-8-3	7-4-2	2:07	4652	Cal Petersen
* Jan 28	at #13 Boston College	L	4-6	33/44	14-9-3	7-5-2	2:15	7884	Cal Petersen
* Feb 03	#12 VERMONT	Tot	4-4	34/47	14-9-4	7-5-3	2:33	4520	Cal Petersen
* Feb 04	#12 VERMONT	W	4-1	28/32	15-9-4	8-5-3	2:21	4744	Cal Petersen
* Feb 10	at Maine	W	3-2	28/31	16-9-4	9-5-3	2:10	4990	Cal Petersen
* Feb 11	at Maine	W	4-2	40/19	17-9-4	10-5-3	2:09	4392	Cal Petersen
* Feb 17	#10 PROVIDENCE COLLEGE	W	4-1	35/34	18-9-4	11-5-3	2:20	4509	Cal Petersen
* Feb 18	#10 PROVIDENCE COLLEGE	Tot	3-3	35/42	18-9-5	11-5-4	2:30	5022	Cal Petersen
* Feb 24	at #6 Boston University	W	3-1	26/38	19-9-5	12-5-4	2:20	4562	Cal Petersen

Team Record	W-L-T	Attendance	Dates	Total	Avg.
Overall:	19-9-5	Total:	33	135669	4111
Conference:	12-5-4	Home:	21	87304	4157
Home:	12-5-4	Away:	12	48365	4030
Away:	7-4-1	Neutral:	0	0	0
Neutral:	0-0-0				
Overtime:	0-1-4				

Date	Opponent	Score	Goals	Shots		Penalties		Power Plays	
				Assists	Shots	Pen-Min	Pen-Min	G-Ch	G-Ch
Oct 07	ARIZONA STATE	9-2	9 / 2	17 / 4	51 / 19	17-66	/ 31-116	6-19	/ 0-9
Oct 08	ARIZONA STATE	4-2	4 / 2	8 / 4	37 / 25	5-10	/ 12-32	1-9	/ 1-4
Oct 14	at Minnesota Duluth	3-4	3 / 4	5 / 7	23 / 32	6-12	/ 6-12	2-6	/ 1-6
Oct 15	at Minnesota Duluth	3-1	3 / 1	6 / 1	38 / 28	4-8	/ 3-6	1-3	/ 0-4
Oct 21	PENN STATE	3-3	3 / 3	4 / 6	33 / 32	9-18	/ 11-22	0-10	/ 1-8
Oct 22	PENN STATE	2-3	2 / 3	4 / 5	28 / 33	5-10	/ 6-12	2-6	/ 0-5
Oct 27	UCONN	2-4	2 / 4	4 / 7	49 / 25	1-2	/ 6-12	0-6	/ 1-1
Oct 28	UCONN	6-2	6 / 2	11 / 4	39 / 32	2-4	/ 1-2	1-1	/ 1-2
Nov 12	at Northeastern	5-2	5 / 2	10 / 4	28 / 25	4-8	/ 2-4	1-2	/ 2-4
Nov 13	at Northeastern	0-0	0 / 0	0 / 0	22 / 16	4-8	/ 6-12	0-4	/ 0-3
Nov 17	UMASS LOWELL	1-4	1 / 4	2 / 7	23 / 35	6-12	/ 5-10	0-4	/ 0-5
Nov 18	UMASS LOWELL	4-1	4 / 1	8 / 2	34 / 22	7-25	/ 4-8	0-4	/ 0-6
Nov 25	HOLY CROSS	5-3	5 / 3	8 / 4	30 / 20	2-4	/ 4-8	1-4	/ 1-2
Nov 26	CLARKSON	0-2	0 / 2	0 / 2	35 / 27	6-23	/ 8-16	0-7	/ 0-4
Dec 2	at Massachusetts	4-5	4 / 5	7 / 9	25 / 24	4-8	/ 2-4	1-2	/ 3-4
Dec 3	at Massachusetts	3-0	3 / 0	6 / 0	36 / 22	7-14	/ 4-8	0-2	/ 0-5
Dec 10	BOSTON COLLEGE	3-2	3 / 2	4 / 4	32 / 17	4-8	/ 6-12	1-6	/ 2-4
Dec 31	ALASKA	5-0	5 / 0	9 / 0	38 / 34	6-12	/ 6-12	2-5	/ 0-4
Jan 01	ALASKA	4-0	4 / 0	7 / 0	36 / 21	5-10	/ 5-21	2-5	/ 0-5
Jan 06	MICHIGAN TECH	3-1	3 / 1	4 / 2	26 / 28	5-10	/ 6-12	0-6	/ 1-5
Jan 07	MICHIGAN TECH	2-4	2 / 4	4 / 6	25 / 34	5-10	/ 4-8	1-3	/ 0-4
Jan 13	at Merrimack	2-1	2 / 1	3 / 2	36 / 22	6-12	/ 4-8	0-4	/ 1-6
Jan 14	at Merrimack	2-4	2 / 4	4 / 6	37 / 28	2-4	/ 3-6	1-3	/ 1-2
Jan 20	NEW HAMPSHIRE	2-2	2 / 2	3 / 3	49 / 28	4-8	/ 4-8	0-3	/ 1-3
Jan 21	NEW HAMPSHIRE	3-0	3 / 0	6 / 0	43 / 31	4-8	/ 5-10	0-3	/ 0-3
Jan 28	at Boston College	4-6	4 / 6	8 / 11	33 / 44	4-8	/ 5-10	0-3	/ 0-3
Feb 03	VERMONT	4-4	4 / 4	8 / 4	34 / 47	6-12	/ 6-12	1-5	/ 1-5
Feb 04	VERMONT	4-1	4 / 1	5 / 1	28 / 32	5-10	/ 6-12	0-4	/ 0-3
Feb 10	at Maine	3-2	3 / 2	3 / 3	28 / 31	4-8	/ 5-10	0-4	/ 1-4
Feb 11	at Maine	4-2	4 / 2	8 / 4	40 / 19	4-8	/ 5-10	2-5	/ 0-3
Feb 17	PROVIDENCE COLLEGE	4-1	4 / 1	6 / 0	35 / 34	3-6	/ 1-2	1-1	/ 0-2
Feb 18	PROVIDENCE COLLEGE	3-3	3 / 3	6 / 4	35 / 42	2-4	/ 3-6	1-3	/ 0-2
Feb 24	at Boston University	3-1	3 / 1	5 / 2	26 / 38	3-6	/ 3-6	0-2	/ 0-2
Totals		109-72	109 / 72	193 / 118	1112 / 947	161-376	/ 188-449	28-154	/ 19-132

Note: Game totals are displayed in the format TEAM/OPPONENT for each category

Date	Opponent	Score	Att.	Record:	Overall	Home	Away	Neutral
* Oct 27	UCONN	L 2-4	2936	ALL GAMES	12-5-4	6-2-3	6-3-1	0-0-0
* Oct 28	UCONN	W 6-2	4065	CONFERENCE	12-5-4	6-2-3	6-3-1	0-0-0
* Nov 12	at Northeastern	W 5-2	3511	NON-CONFERENCE	0-0-0	0-0-0	0-0-0	0-0-0
* Nov 13	at Northeastern	T 0-0	1444					
* Nov 17	#5 UMASS LOWELL	L 1-4	3151					
* Nov 18	#5 UMASS LOWELL	W 4-1	4653					
* Dec 2	at Massachusetts	L 4-5	2481					
* Dec 3	at Massachusetts	W 3-0	3039					
* Dec 10	#3 BOSTON COLLEGE	W 3-2	5022					
* Jan 13	at Merrimack	W 2-1	2251					
* Jan 14	at Merrimack	L 2-4	2271					
* Jan 20	NEW HAMPSHIRE	Tot 2-2	4504					
* Jan 21	NEW HAMPSHIRE	W 3-0	4652					
* Jan 28	at #13 Boston College	L 4-6	7884					
* Feb 03	#12 VERMONT	Tot 4-4	4520					
* Feb 04	#12 VERMONT	W 4-1	4744					
* Feb 10	at Maine	W 3-2	4990					
* Feb 11	at Maine	W 4-2	4392					
* Feb 17	#10 PROVIDENCE COLLEGE	W 4-1	4509					
* Feb 18	#10 PROVIDENCE COLLEGE	Tot 3-3	5022					
* Feb 24	at #6 Boston University	W 3-1	4562					

TEAM STATISTICS	ND	OPP
SHOT STATISTICS		
Goals-Shot attempts	66-712	47-614
Shot pct.	.093	.077
Goals/Game	3.1	2.2
Shots/Game	33.9	29.2
POWER PLAYS		
Goals-Power Plays	10-71	14-72
Conversion Percent	.141	.194
Shot Attempts	126	102
Shot Percent	.079	.137
GOAL BREAKDOWN		
Power Play	10	14
Short-handed	3	1
Empty net	2	4
Penalty	0	0
Unassisted	4	4
Overtime	0	0
PENALTIES		
Number	86	86
Minutes	183	172
Penalties/Game	4.1	4.1
Pen minutes/Game	8.7	8.2

#	Player	gp	g	a	pts	sh	sh%	pen-min	pp	sh
10	Anders Bjork	20	12	13	25	69	.174	5-10	2	2
18	Jake Evans	21	9	15	24	68	.132	8-16	0	0
15	Andrew Oglevie	21	12	10	22	60	.200	3-6	0	1
4	Dennis Gilbert	21	0	18	18	29	.000	7-14	0	0
3	Jordan Gross	21	4	8	12	82	.049	0-0	3	0
27	Bobby Nardella	15	3	9	12	36	.083	2-4	2	0
26	Cam Morrison	21	4	5	9	39	.103	1-2	1	0
22	Andrew Peeke	21	4	5	9	39	.103	5-10	0	0
11	Cal Burke	21	2	7	9	50	.040	1-2	0	0
25	Dylan Malmquist	21	3	4	7	39	.077	5-10	1	0
16	Connor Hurley	11	2	5	7	8	.250	5-10	0	0
6	Tory Dello	20	1	6	7	40	.025	12-35	0	0
28	Jack Jenkins	21	3	3	6	55	.055	1-2	0	0
21	Joe Wegwerth	15	2	2	4	25	.080	2-4	1	0
9	Dawson Cook	21	1	3	4	25	.040	3-6	0	0
19	Mike O'Leary	19	1	2	3	10	.100	10-20	0	0
29	Bo Brauer	13	1	0	1	4	.250	1-2	0	0
12	Felix Holmberg	13	1	0	1	7	.143	1-2	0	0
8	Ben Ostlie	13	1	0	1	6	.167	2-4	0	0
2	Tony Bretzman	8	0	1	1	5	.000	1-2	0	0
40	Cal Petersen	21	0	1	1	0	.000	1-2	0	0
24	Luke Ripley	21	0	0	0	16	.000	10-20	0	0
Total		21	66	117	183	712	.093	86-183	10	3
Opponents		21	47	77	124	614	.077	86-172	14	1

#	Goalie	gp	min	ga	gaavg	saves	save%	w-l-t
40	Cal Petersen	21	1250:04	43	2.06	567	.930	12-5-4
TM	EMPTY NET	10	4:56	4	-	0	.000	0-0-0
Total		21	1255:00	47	2.25	567	.923	12-5-4
Opponents		21	1255:00	66	3.16	646	.907	5-12-4

Attendance Summary	ND	Opponent
Total	47778	36825
Dates/Avg Per Date	11/4343	10/3682
Neutral Site #/Avg	0/0	

Goals by Period	1st	2nd	3rd	Total
Notre Dame	14	22	30	66
Opponents	16	14	17	47

Saves by Period	1st	2nd	3rd	Total
Notre Dame	188	182	190	567
Opponents	206	243	190	646

Opponent	Date	Score	2 BRETZMAN,T	3 GROSS,JORD	4 GILBERT,DEN	6 DELLO,TORY	8 OSTLIE,BEN	9 COOK,DAWS	10 BJORK,ANDE	11 BURKE,CAL	12 HOLMBERG,F	15 OGLEVIE,AN	16 HURLEY,CON
ASU	Oct 07	9-2 W	DNP	1-2-3	0-1-1	0-2-2	DNP	DNP	2-1-3	0-1-1	0-0-0	1-2-3	0-2-2
ASU	Oct 08	4-2 W	0-0-0	0-1-1	0-0-0	0-0-0	0-0-0	0-0-0	2-2-4	0-0-0	DNP	0-0-0	1-2-3
at UMD	Oct 14	3-4 L	DNP	0-0-0	0-0-0	0-0-0	0-0-0	0-0-0	1-0-1	0-0-0	0-0-0	1-1-2	0-1-1
at UMD	Oct 15	3-1 W	0-0-0	1-0-1	0-0-0	0-0-0	0-0-0	0-0-0	0-2-2	0-0-0	DNP	1-0-1	0-1-1
PSU	Oct 21	3-3 t	DNP	1-1-2	0-0-0	0-0-0	0-0-0	0-1-1	0-1-1	0-0-0	0-0-0	1-0-1	0-0-0
PSU	Oct 22	2-3 L	0-0-0	0-1-1	0-0-0	0-0-0	0-0-0	0-0-0	0-0-0	0-0-0	DNP	0-2-2	0-0-0
UCONN	Oct 27	2-4 L	DNP	0-0-0	0-0-0	1-0-1	0-0-0	0-0-0	0-1-1	0-0-0	DNP	0-1-1	0-1-1
UCONN	Oct 28	6-2 W	DNP	0-0-0	0-2-2	0-1-1	DNP	0-1-1	2-2-4	0-0-0	0-0-0	0-1-1	1-1-2
at NU	Nov 12	5-2 W	DNP	1-0-1	0-2-2	0-0-0	DNP	0-0-0	0-2-2	0-0-0	0-0-0	1-2-3	0-0-0
at NU	Nov 13	0-0 t	DNP	0-0-0	0-0-0	0-0-0	0-0-0	0-0-0	0-0-0	0-0-0	0-0-0	0-0-0	0-0-0
UML	Nov 17	1-4 L	DNP	0-1-1	0-0-0	0-0-0	0-0-0	0-0-0	0-0-0	0-0-0	DNP	0-0-0	1-0-1
UML	Nov 18	4-1 W	DNP	0-0-0	0-0-0	0-0-0	0-0-0	1-0-1	1-1-2	0-2-2	DNP	0-0-0	0-1-1
HC	Nov 25	5-3 W	DNP	0-1-1	0-0-0	0-2-2	0-0-0	0-0-0	1-2-3	0-0-0	0-0-0	1-0-1	1-1-2
CLARKSON	Nov 26	0-2 L	DNP	0-0-0	0-0-0	0-0-0	DNP	0-0-0	0-0-0	0-0-0	DNP	0-0-0	0-0-0
at UMASS	Dec 2	4-5 L	DNP	0-1-1	0-0-0	0-0-0	DNP	0-0-0	2-0-2	0-0-0	DNP	0-1-1	0-1-1
at UMASS	Dec 3	3-0 W	0-1-1	0-0-0	0-1-1	DNP	0-0-0	0-0-0	0-1-1	0-1-1	DNP	1-0-1	0-0-0
BC	Dec 10	3-2 W	0-0-0	0-0-0	0-0-0	0-0-0	DNP	0-0-0	2-0-2	0-0-0	DNP	1-0-1	0-1-1
UAF	Dec 31	5-0 W	DNP	0-3-3	0-1-1	0-0-0	0-0-0	0-0-0	0-2-2	1-0-1	DNP	1-0-1	DNP
UAF	Jan 01	4-0 W	DNP	1-1-2	0-0-0	0-0-0	0-0-0	0-0-0	1-1-2	0-0-0	DNP	0-1-1	DNP
MTU	Jan 06	3-1 W	DNP	0-1-1	0-0-0	0-0-0	0-0-0	0-0-0	0-1-1	0-0-0	DNP	0-0-0	0-0-0
MTU	Jan 07	2-4 L	DNP	0-0-0	0-0-0	0-0-0	0-0-0	0-0-0	0-0-0	0-0-0	DNP	0-1-1	0-0-0
at MER	Jan 13	2-1 W	DNP	0-0-0	0-1-1	0-0-0	DNP	0-0-0	1-0-1	0-0-0	DNP	1-0-1	0-0-0
at MER	Jan 14	2-4 L	0-0-0	1-0-1	0-1-1	0-0-0	0-0-0	0-0-0	0-1-1	0-0-0	DNP	1-1-2	0-0-0
UNH	Jan 20	2-2 t	0-0-0	0-0-0	0-0-0	0-0-0	DNP	0-0-0	0-0-0	0-1-1	0-0-0	1-0-1	DNP
UNH	Jan 21	3-0 W	0-0-0	0-1-1	0-0-0	0-0-0	DNP	0-0-0	0-1-1	0-0-0	0-0-0	0-2-2	DNP
at BC	Jan 28	4-6 L	0-0-0	0-2-2	0-2-2	0-1-1	DNP	0-0-0	1-1-2	0-0-0	1-0-1	2-0-2	DNP
UVM	Feb 03	4-4 t	0-0-0	0-1-1	0-0-0	0-1-1	0-0-0	0-0-0	DNP	0-1-1	0-0-0	1-0-1	DNP
UVM	Feb 04	4-1 W	0-0-0	1-0-1	0-2-2	0-0-0	0-0-0	0-1-1	0-0-0	1-0-1	0-0-0	1-0-1	DNP
at MAINE	Feb 10	3-2 W	DNP	0-0-0	0-2-2	0-0-0	0-0-0	0-0-0	1-0-1	0-1-1	0-0-0	1-0-1	DNP
at MAINE	Feb 11	4-2 W	DNP	1-1-2	0-1-1	0-0-0	0-0-0	0-1-1	0-1-1	0-1-1	0-0-0	1-0-1	DNP
PC	Feb 17	4-1 W	DNP	0-0-0	0-2-2	0-1-1	0-0-0	0-0-0	2-0-2	1-0-1	0-0-0	0-1-1	DNP
PC	Feb 18	3-3 t	DNP	0-1-1	0-2-2	0-1-1	0-0-0	0-0-0	0-1-1	0-0-0	0-0-0	0-0-0	DNP
at BU	Feb 24	3-1 W	DNP	0-0-0	0-0-0	0-1-1	1-0-1	0-0-0	0-1-1	0-0-0	0-0-0	0-1-1	DNP

Opponent	Date	Score	18 EVANS,JAKE	19 O'LEARY,MIK	21 WEGWERTH,	22 PEEKE,ANDR	24 RIPLEY,LUKE	25 MALMQUIST,	26 MORRISON,C	27 NARDELLA,B	28 JENKINS,JAC	29 BRAUER,BO	32 MORRIS,CAL
ASU	Oct 07	9-2 W	0-1-1	0-0-0	0-1-1	0-0-0	0-0-0	1-1-2	0-2-2	2-1-3	0-0-0	2-0-2	0-0-0
ASU	Oct 08	4-2 W	0-0-0	0-0-0	DNP	0-0-0	0-0-0	1-2-3	0-0-0	0-1-1	0-0-0	DNP	DNP
at UMD	Oct 14	3-4 L	0-2-2	0-0-0	0-0-0	0-0-0	0-0-0	0-0-0	1-1-2	0-0-0	DNP	DNP	DNP
at UMD	Oct 15	3-1 W	0-0-0	0-0-0	0-0-0	0-0-0	DNP	1-2-3	0-0-0	0-1-1	DNP	0-0-0	DNP
PSU	Oct 21	3-3 t	1-1-2	0-0-0	0-0-0	0-0-0	0-0-0	0-0-0	0-0-0	0-0-0	DNP	DNP	DNP
PSU	Oct 22	2-3 L	0-1-1	0-0-0	2-0-2	0-0-0	DNP	0-0-0	0-0-0	0-0-0	DNP	0-0-0	DNP
UCONN	Oct 27	2-4 L	1-0-1	0-0-0	0-0-0	0-0-0	0-0-0	0-1-1	0-0-0	0-0-0	0-0-0	DNP	DNP
UCONN	Oct 28	6-2 W	0-1-1	0-0-0	1-0-1	0-1-1	0-0-0	0-1-1	1-0-1	0-0-0	1-0-1	DNP	DNP
at NU	Nov 12	5-2 W	1-2-3	0-0-0	0-0-0	1-0-1	0-0-0	0-0-0	1-1-2	0-1-1	0-0-0	DNP	DNP
at NU	Nov 13	0-0 t	0-0-0	DNP	0-0-0	0-0-0	0-0-0	0-0-0	0-0-0	0-0-0	0-0-0	DNP	DNP
UML	Nov 17	1-4 L	0-0-0	0-0-0	0-0-0	0-0-0	0-0-0	0-1-1	0-0-0	0-0-0	0-0-0	DNP	DNP
UML	Nov 18	4-1 W	0-0-0	DNP	0-0-0	1-1-2	0-0-0	0-0-0	0-0-0	1-2-3	0-1-1	0-0-0	DNP
HC	Nov 25	5-3 W	0-1-1	DNP	1-0-1	0-0-0	0-0-0	0-1-1	1-0-1	0-0-0	0-0-0	DNP	DNP
CLARKSON	Nov 26	0-2 L	0-0-0	0-0-0	0-0-0	0-0-0	0-0-0	0-0-0	0-0-0	0-0-0	0-0-0	0-0-0	DNP
at UMASS	Dec 2	4-5 L	0-1-1	0-0-0	0-0-0	1-1-2	0-0-0	0-0-0	0-0-0	1-2-3	0-0-0	0-0-0	DNP
at UMASS	Dec 3	3-0 W	2-0-2	0-0-0	0-1-1	0-0-0	0-0-0	0-0-0	0-1-1	0-0-0	0-0-0	DNP	DNP
BC	Dec 10	3-2 W	0-1-1	0-0-0	0-1-1	0-0-0	0-0-0	0-0-0	0-1-1	0-0-0	0-0-0	DNP	DNP
UAF	Dec 31	5-0 W	0-1-1	0-0-0	0-0-0	0-0-0	0-0-0	2-0-2	1-1-2	0-1-1	0-0-0	0-0-0	DNP
UAF	Jan 01	4-0 W	1-0-1	0-0-0	0-1-1	0-1-1	0-0-0	0-2-2	0-0-0	0-0-0	1-0-1	0-0-0	DNP
MTU	Jan 06	3-1 W	1-0-1	0-0-0	1-0-1	0-1-1	0-0-0	0-1-1	0-0-0	0-0-0	1-0-1	DNP	DNP
MTU	Jan 07	2-4 L	0-1-1	0-0-0	0-0-0	0-2-2	0-0-0	0-0-0	1-0-1	1-0-1	0-0-0	DNP	DNP
at MER	Jan 13	2-1 W	0-0-0	0-0-0	0-0-0	0-0-0	0-0-0	0-0-0	0-0-0	0-1-1	0-1-1	0-0-0	DNP
at MER	Jan 14	2-4 L	0-1-1	0-0-0	0-0-0	0-0-0	0-0-0	0-0-0	0-0-0	DNP	0-0-0	DNP	DNP
UNH	Jan 20	2-2 t	0-1-1	0-0-0	1-0-1	0-0-0	0-0-0	0-0-0	0-0-0	DNP	0-1-1	0-0-0	DNP
UNH	Jan 21	3-0 W	1-1-2	0-0-0	0-0-0	1-0-1	0-0-0	1-0-1	0-1-1	DNP	0-0-0	0-0-0	DNP
at BC	Jan 28	4-6 L	0-2-2	0-0-0	0-0-0	0-0-0	0-0-0	0-0-0	0-0-0	DNP	0-0-0	0-0-0	DNP
UVM	Feb 03	4-4 t	1-1-2	0-1-1	0-0-0	0-2-2	0-0-0	0-1-1	1-0-1	DNP	0-0-0	1-0-1	DNP
UVM	Feb 04	4-1 W	0-1-1	1-0-1	DNP	0-0-0	0-0-0	0-0-0	0-0-0	DNP	0-0-0	0-0-0	DNP
at MAINE	Feb 10	3-2 W	0-0-0	0-0-0	DNP	0-0-0	0-0-0	0-0-0	0-0-0	0-0-0	1-0-1	0-0-0	DNP
at MAINE	Feb 11	4-2 W	0-1-1	0-0-0	DNP	0-0-0	0-0-0	2-0-2	0-0-0	0-2-2	0-0-0	0-0-0	DNP
PC	Feb 17	4-1 W	0-1-1	0-0-0	DNP	0-0-0	0-0-0	0-0-0	0-0-0	0-1-1	1-0-1	0-0-0	DNP
PC	Feb 18	3-3 t	1-1-2	0-0-0	DNP	0-0-0	0-0-0	0-0-0	1-0-1	1-0-1	0-0-0	0-0-0	DNP
at BU	Feb 24	3-1 W	2-0-2	0-1-1	DNP	0-0-0	0-0-0	0-0-0	0-1-1	0-0-0	0-0-0	0-0-0	DNP

Hockey Game Box Score (Final)
Arizona State vs #8 Notre Dame (Oct 07, 2016 at Notre Dame, Ind.)

Arizona State (0-1-0) vs. Notre Dame (1-0-0, 0-0-0 HEA)
Date: Oct 07, 2016 • Location: Notre Dame, Ind. • Arena: Compton Ice Arena
Attendance: 3356 • Start time: 7:35 PM • End time: 10:10 PM • Total time: 2:45

Prd	Time	Team	Scored by	Assists	Vis. on ice	Home on ice	Goals by Period	Shots by Period	Power Play Goals-Att (SH)	Penalties-Minutes by Prd	
Team	1	2	3	Tot	ASU	ND	1	2	3	ASU	ND
1	1st	00:33	ND	EV Anders Bjork/1	Conhor Hurley/1	12,24,27,29,32	10,16,25,4,3	ASU 1 0 1 2	ND 3 3 3 9	ASU 1 0 1 2	ND 3 3 3 9
2	1st	06:43	ND	PP Jordan Gross/1	Dylan Malmquist/1	12,24,27,29,32	3,18,25,15,2,6	ND 3 3 3 9			
3	1st	07:17	ND	PP Anders Bjork/2	Connor Hurley/2	12,14,24,28	10,16,6,12,27				
4	1st	12:54	ASU	EV Tyler Busch/1	Dylan Hollman/1	10,12,44,32,29	11,22,28,24,12				
5	2nd	08:36	ND	PP Bobby Nardella/1	Anders Bjork/1	4,18,47	27,10,6,16,28				
6	2nd	13:26	ND	PP Andrew Ogilvie/1	Tory Dello/2	4,18,24,28	15,3,26,18,25				
7	2nd	15:35	ND	PP Dylan Malmquist/1	Cam Morrison/1	27,29,32,44	25,26,15,3,18				
8	3rd	12:07	ND	EV Bobby Nardella	Andrew Ogilvie/2	8,16,29,44	27,11,22,12				
9	3rd	14:10	ND	PP Bo Brauer/1	Cam Morrison/2	27,29,32,39	29,3,4,19,21				
10	3rd	17:55	ASU	EV Nicholas Gushue/1	Jake Evans/1	47,44,15,14,10	4,6,10,18,26				
11	3rd	19:00	ND	EV Bo Brauer/2	Joe Wegwerth/1	28,18,21,44,47	21,27,29,6,19				
TEAM SUMMARY											
#	Arizona State	1	2	3	Tot	ASU	ND	ASU	ND	ASU	ND
1	Edward McGovern	0	0	0	0	3	Jordan Gross	4	1	6	+1
8	Joe Lappin	0	1	0	1	4	Dennis Gilbert	1	0	1	0
10	Tyler Busch	1	0	3	4	6	Tory Dello	4	2	1	7
11	Jack Rowe	0	0	0	0	11	Anders Bjork	5	0	1	6
12	Dylan Hollman	0	1	0	1	11	Cal Burke	2	0	2	0
14	Jake Montgomery	0	0	0	0	12	Felix Holmberg	0	0	0	0
15	Wade Murphy	0	0	1	1	15	Andrew Ogilvie	2	1	0	3
16	Ryan Belonger	0	1	0	1	16	Connor Hurley	1	0	1	+1
18	Anthony Croston	0	0	0	0	18	Jake Evans	0	1	1	2
21	David Norris	0	1	1	2	19	Mike O'Leary	0	1	1	+1
24	Liam McGing	0	0	0	0	21	Joe Wegwerth	0	1	1	+1
27	Brett Gruber	0	0	0	0	22	Andrew Peeke	0	0	4	4
28	Steen Pasichuk	1	1	2	4	24	Luke Ripley	0	0	0	-1
29	Jakob Stridsberg	0	0	1	1	25	Dylan Malmquist	3	1	1	2
32	Louie Rowe	1	0	1	2	26	Cam Morrison	3	3	0	6
39	Brisson Pasichuk	0	0	1	1	27	Bobby Nardella	1	1	2	4
44	Joey Raats	0	1	0	1	28	Jack Jenkins	1	1	2	-1
47	Nicholas Gushue	1	0	1	2	29	Bo Brauer	0	0	2	+1
38	Robert Levin	dnp	dnp	dnp	dnp	TM TEAM	0	0	0	0	0
Totals		5	6	8	19	2	25	12	14	51	44

GOALTENDERS

#	Arizona State	Dec	Min	GA	1	2	3	Saves	#	Notre Dame	Dec	Min	GA	1	2	3	Saves
35	Joey Daccord	L	59:45	9	22	9	11	42	40	Cal Petersen	W	39:41	1	4	6	0	10
	EMPTY NET		0:15	0	0	0	0	0		EMPTY NET		0:36	0	0	0	0	0
									32	Cale Morris		19:43	1	0	0	7	7

PENALTY SUMMARY

Prd	Player	Team	Min/Offense	Time	Prd	Player	Team	Min/Offense	Time
1st	Anthony Croston	ASU	2.Slashing	05:19	3rd	Louie Rowe	ASU	2.Interference	10:56
1st	Edward McGovern	ASU	2.Cross-Checking	05:46	3rd	Liam McGing	ASU	2.Hooking	12:50
1st	Ryan Belonger	ASU	2.Tripping	10:08	3rd	Ryan Belonger	ASU	2.Boarding	14:50
1st	Tory Dello	ND	2.Interference	17:24	3rd	Wade Murphy	ASU	2.Tripping	15:40
2nd	Brett Gruber	ASU	2.Hooking	00:35	3rd	Edward McGovern	ASU	5.Contact To The Head	19:22
2nd	Louie Rowe	ASU	2.Hooking	00:35	3rd	Edward McGovern	ASU	5.FaceMasking	19:22
2nd	Cam Morrison	ND	2.Interference	00:37	3rd	Edward McGovern	ASU	10.Game Misconduct	19:22
2nd	Joey Raats	ASU	2.Interference	00:38	3rd	Edward McGovern	ASU	10.Qualification	19:22
2nd	Jake Montgomery	ASU	2.Holding	05:23	3rd	Bo Brauer	ND	2.Roughing	19:22
2nd	Liam McGing	ASU	2.Tripping	07:16	3rd	Bo Brauer	ND	10.10-Minute Misconduct	19:22
2nd	Brisson Pasichuk	ASU	2.Hooking	08:28	3rd	Bobby Nardella	ND	2.Holding	19:22
2nd	Tyler Busch	ASU	2.Hooking	08:36	3rd	Bobby Nardella	ND	10.10-Minute Misconduct	19:22
2nd	Brisson Pasichuk	ASU	2.Hooking	12:52	3rd	Mike O'Leary	ND	2.Roughing	19:22
2nd	Anthony Croston	ASU	2.Hooking	15:10	3rd	Mike O'Leary	ND	10.10-Minute Misconduct	19:22
2nd	Dennis Gilbert	ND	2.Interference	16:14	3rd	Tory Dello	ND	2.Roughing	19:22
2nd	TEAM	ND	2.Too Many Players On Ice	19:40	3rd	Tory Dello	ND	10.10-Minute Misconduct	19:22
2nd	Nicholas Gushue	ASU	2.Slashing	19:59	3rd	Steen Pasichuk	ASU	2.Roughing	19:22

Hockey Game Box Score (Final)
#5 Notre Dame vs #4 Minnesota Duluth (Oct 14, 2016 at Duluth, Minn.)

Notre Dame (2-1-0)(0-0-0 HEA) vs. Minnesota Duluth (3-0-2)(0-0-0 NCHC)
Date: Oct 14, 2016 • Location: Duluth, Minn. • Arena: AMSOL Arena
Attendance: 5526 • Start time: 7:07 pm • End time: 9:27 • Total time: 2:20

Prd	Time	Team	Scored by	Assists	Vis. on ice	Home on ice	Goals by Period	Shots by Period	Power Play Goals-Att (SH)	Penalties-Minutes by Prd	
Team	1	2	3	Tot	ND	MD	1	2	3	ND	MD
1	1st	07:12	ND	PP Andrew Ogilvie/2	Cam Morrison/3	22,26,27,18,15	20,8,10,4	ND 3 0 0 3	UMD 3 1 0 4	1st 2-2 (3) 1-1 (1)	
2	1st	09:03	UMD	PP Willie Raskob/2	Joey Anderson/4	24,11,15,6	19,15,13,4,20	UMD 3 1 0 4		2nd 0-1 (1) 0-2 (0)	
3	1st	13:12	UMD	EV Adam Johnson/2	Kyle Osterberg/2	16,24,25,10,6	7,8,13,21,15			3rd 4-8 (10) 3-6 (6)	
4	1st	15:35	ND	PP Cam Morrison/1	Andrew Ogilvie/3	26,15,27,22,18	4,7,13,10			Total 2-6 (10) 1-6 (2)	
5	1st	18:04	UMD	EV Alex Iafallo/2	Dominic Tominato/2	15,18,3,4,26	14,4,19,20,10				
6	1st	18:21	ND	EV Anders Bjork/5	Connor Hurley/5	10,16,25,6,24	21,15,13,7,8				
7	2nd	06:09	UMD	EV Adam Johnson/3	Dan Molenaar/3	26,11,22,19,27	7,13,3,8,21				
TEAM SUMMARY											
#	Notre Dame	1	2	3	Tot	#	Minnesota Duluth	1	2	3	Tot
3	Jordan Gross	0	0	0	0	3	Dan Molenaar	0	0	0	0
4	Dennis Gilbert	0	0	0	0	4	Neal Pionk	1	1	0	2
6	Tory Dello	1	1	1	3	7	Adam Johnson	3	1	0	2
8	Ben Ostlie	1	0	1	2	8	Kyle Osterberg	0	0	0	0
9	Dawson Cook	1	0	1	2	10	Brenden Kolyk	0	1	0	1
10	Anders Bjork	1	0	1	2	13	Joey Anderson	1	1	0	2
11	Cal Burke	0	0	0	0	14	Alex Iafallo	3	1	1	5
12	Felix Holmberg	0	0	0	0	15	Willie Raskob	0	0	0	0
15	Andrew Ogilvie	2	1	2	4	16	Billy Exell	0	0	0	0
16	Connor Hurley	1	0	2	3	17	Blake Young	0	0	0	0
18	Jake Evans	1	1	1	3	18	Nick McCormack	1	0	1	0
21	Mike O'Leary	0	0	0	0	19	Dominic Tominato	1	1	3	+1
22	Andrew Peeke	0	0	0	0	20	Karson Kuhlman	2	0	2	+1
24	Luke Ripley	0	0	0	0	21	Carson Young	1	1	0	2
25	Dylan Malmquist	0	1	1	2	22	Jared Thomas	0	0	1	0
26	Cam Morrison	2	0	1	3	26	Jade Miller	0	0	0	0
27	Bobby Nardella	0	0	1	1	27	Riley Tuft	0	0	1	0
32	Cale Morris	dnp	dnp	dnp	dnp	32	Sammy Spurrell	0	1	0	0
Totals		11	4	8	23	35	Hunter Shepard	dnp	dnp	dnp	dnp

GOALTENDERS

#	Notre Dame	Dec	Min	GA	1	2	3	Saves	#	Minnesota Duluth	Dec	Min	GA	1	2	3	Saves
40	Cal Petersen	L	58:26	4	11	1	6	28	37	Nick Deery	W	59:53	3	8	4	8	20
	EMPTY NET		1:34	0	0	0	0	0		EMPTY NET		0:07	0	0	0	0	0

PENALTY SUMMARY

Prd	Player	Team	Min/Offense	Time	Prd	Player	Team	Min/Offense	Time
1st	Dominic Tominato	UMD	2.Hooking	07:04	3rd	Connor Hurley	ND	2.High Sticking	01:55
1st	Connor Hurley	ND	2.Slashing	07:26	3rd	Anders Bjork	ND	2.Tripping	06:27
1st	Riley Tuft	ND	2.Slashing	07:42	3rd	Blake Young	UMD	2.Hooking	07:42
1st	Willie Raskob	UMD	2.Hooking	18:21	3rd	Tory Dello	ND	2.Slashing	08:20
2nd	Dylan Malmquist	ND	2.Interference	16:14	3rd	Tory Dello	ND	2.Holding	13:55
2nd	Kyle Osterberg	UMD	2.Hooking	00:38	3rd	Brenden Kolyk	UMD	2.Interference	17:10

Win-Nick Deery (1-0-2). Loss-Cal Petersen (2-1-0).

Hockey Game Box Score (Final)
Arizona State vs #8 Notre Dame (Oct 08, 2016 at Notre Dame, Ind.)

Arizona State (0-2-0) vs. Notre Dame (2-0-0, 0-0-0 HEA)
Date: Oct 08, 2016 • Location: Notre Dame, Ind. • Arena: Compton Ice Arena
Attendance: 3554 • Start time: 7:05 PM • End time: 9:23 PM • Total time: 2:18

Prd	Time	Team	Scored by	Assists	Vis. on ice	Home on ice	Goals by Period	Shots by Period	Power Play Goals-Att (SH)	Penalties-Minutes by Prd	
Team	1	2	3	Tot	ASU	ND	1	2	3	ASU	ND
1	1st	01:02	ASU	EV Connor Hurley/1	Anders Bjork/2	21,15,44,10,24	16,10,25,5,6,27	ASU 1 1 0 2	ND 1 1 0 2	ASU 1 1 0 2	ND 1 1 0 2
2	1st	02:20	ASU	EV Jakob Stridsberg/1	Brett Gruber/1	29,27,39,12,32	25,16,10,6,27	ND 1 1 2 4			
3	2nd	00:48	ND	PP Anders Bjork/3	Brisson Pasichuk/1	24,12,47	10,27,3,18,26				
4	2nd	07:13	ASU	PP Tyler Busch/2	David Norris/1	10,21,15,39,47	2,22,11,28				
5	3rd	01:42	ND	EV Anders Bjork/4	Wade Murphy/2	32,29,12,27,44	10,25,27,16,22				
6	3rd	19:00	ND	EN Dylan Malmquist/2	Anders Bjork/3	12,32,27,39,29,15	25,10,16,22,27				
TEAM SUMMARY											
#	Arizona State	1	2	3	Tot	#	Notre Dame	1	2	3	Tot
8	Joe Lappin	0	0	0	0	2	Tory Dello				

Hockey Game Box Score (Final)
Penn State vs #3 Notre Dame (Oct 21, 2016 at Notre Dame, Ind.)

Penn State (2-1-1, 0-0-0 BIG) vs. Notre Dame (3-1-1, 0-0-0 HEA)
Date: Oct 21, 2016 • Location: Notre Dame, Ind. • Arena: Compton Family Arena
Attendance: 3411 • Start time: 7:35 PM • End time: 10:02 PM • Total time: 2:27

Prd	Time	Team	Scored by	Assists	Vis. on ice	Home on ice	Goals by Period
1	02:16	PSU	PP Pavlychev, Nikita/2	Berger, Chase/5 Hamilton, Trevor/4	13,8,11,9,5	4,6,10,24	Team 1 2 3 OT Tot PSU 1 2 0 0 3 ND 1 1 1 0 3
2	15:14	ND	SH Jake Evans/1	Dawson Cook/1	5,8,9,11,13	18,9,22,24	
3	20:35	PSU	EV Richard, Dylan/2	Smirnov, Denis/3 Kerr, Kevin/3	12,25,5,6,9	3,10,16,22,25	
4	2nd 18:08	PSU	EV Richard, Dylan/3	Pedrie, Vince/2	12,24,25,20,16	3,4,10,15,8	
5	2nd 18:47	ND	EV Andrew Oglieve/4	Jordan Gross/4	6,10,14,26,4	15,3,18,26,27	
6	3rd 12:28	ND	EV Jordan Gross/3	Jake Evans/4 Anders Bjork/6	5,10,11,14,26	3,18,10,26,27	

TEAM SUMMARY													
#	Penn State	1	2	3	OT	Tot +/-	#	Notre Dame	1	2	3	OT	Tot +/-
4	Myllari, Kris	0	0	0	0	-1	3	Jordan Gross	2	1	3	0	6
5	Kerr, Kevin	1	0	0	0	-1	4	Dennis Gilbert	0	1	1	0	2
6	Gobetz, James	0	0	0	0	0	5	Tory Dello	1	0	1	3	0
7	Robinson, James	1	0	0	1	0	8	Ben Ostlie	1	0	0	1	-1
8	Berger, Chase	2	1	2	0	5	9	Dawson Cook	1	1	0	2	+1
9	Goodwin, David	0	0	0	0	0	10	Anders Bjork	1	2	1	4	-1
10	Biro, Brandon	0	0	1	1	-2	11	Cal Burke	0	0	0	0	0
11	Hamilton, Trevor	0	0	0	0	-2	12	Felix Holmberg	0	1	0	1	0
12	Richard, Dylan	0	2	1	0	3	15	Andrew Oglieve	1	1	0	2	0
13	Pavlychev, Nikita	1	0	1	0	2	16	Connor Hurley	0	2	1	3	-1
14	Sucesse, Nate	1	0	1	0	2	18	Jake Evans	1	1	1	3	+3
15	Kohler, Sean	0	0	0	0	0	19	Mike O'Leary	0	0	0	0	0
16	Sturtz, Andrew	1	0	3	0	4	21	Joe Wegwerth	0	0	0	0	0
20	Autio, Erik	0	1	0	0	2	22	Andrew Peeke	0	0	1	1	0
21	DeRosa, Ricky	0	1	0	2	0	24	Luke Ripley	0	0	0	0	+1
22	Pedrie, Vince	2	1	1	0	4	25	Dylan Malmquist	1	1	0	2	-1
25	Smirnov, Denis	1	1	1	4	+2	26	Cam Morrison	0	0	0	0	+2
26	Folkes, Liam	0	1	0	1	-2	27	Bobby Nardella	0	1	1	3	+2
33	Funley, Chris	dnp					32	Cale Morris	dnp				
	Totals	10	8	11	3	32	-5	33	Chad Katanar	dnp			

GOALTENDERS																			
#	Penn State	Dec	Min	GA	1	2	3	OT	Saves	#	Notre Dame	Dec	Min	GA	1	2	3	OT	Saves
31	Jones, Peyton	T	64:51	3	8	11	3	30	40	40	Cal Petersen	T	64:39	3	9	6	11	3	29
	EMPTY NET		0:09	0	0	0	0	0	0		EMPTY NET		0:21	0	0	0	0	0	0

PENALTY SUMMARY										
Prd	Player	Team	MinOffense	Time	Prd	Player	Team	MinOffense	Time	
1st	Luke Ripley	ND	2.Hooking	02:09	2nd	Ben Ostlie	PSU	2.Shooting	16:06	
1st	DeRosa, Ricky	PSU	2.Holding	04:39	2nd	Sturtz, Andrew	PSU	2.Interference	18:59	
1st	Autio, Erik	PSU	2.Interference	08:10	3rd	Pedrie, Vince	PSU	2.Shooting	05:52	
1st	Ben Ostlie	ND	2.Tripping	13:40	3rd	Kerr, Kevin	PSU	2.Unsportsmanlike Conduct	04:31	
1st	Richard, Dylan	PSU	2.Tripping	16:55	3rd	Cal Burke	PSU	2.Hooking	04:31	
1st	Dylan Malmquist	ND	2.Shooting	18:51	3rd	Dylan Malmquist	ND	2.Interference	06:45	
1st	Luke Ripley	ND	2.Hooking	20:00	3rd	Pavlychev, Nikita	PSU	2.Tripping	09:21	
2nd	Gobetz, James	PSU	2.Cross-Checking	02:55	3rd	Jake Evans	ND	2.Boarding	14:27	
2nd	Hamilton, Trevor	PSU	2.Holding	06:24	3rd	Pedrie, Vince	PSU	2.Tripping	19:46	
2nd	Hamilton, Trevor	PSU	2.Holding	12:39	3rd	Connor Hurley	PSU	ND	2.Shooting	01:36

Penn State-Jones, Peyton (2-0-1). Notre Dame-Cal Petersen (3-1-1).
Timeout by Notre Dame at 14:45 in 3rd period.
Timeout by Penn State at 1:39 in OT period.

Referee's signature

Hockey Game Box Score (Final)
Penn State vs #3 Notre Dame (Oct 22, 2016 at Notre Dame, Ind.)

Penn State (3-1-1, 0-0-0 BIG) vs. Notre Dame (3-2-1, 0-0-0 HEA)
Date: Oct 22, 2016 • Location: Notre Dame, Ind. • Arena: Compton Ice Arena
Attendance: 3518 • Start time: 7:10 PM • End time: 9:30 PM • Total time: 2:20

Prd	Time	Team	Scored by	Assists	Vis. on ice	Home on ice	Goals by Period
1	04:34	PSU	EV Robinson, James/1	DeRosa, Ricky/1 Marsh, Alec/1 Jordan Gross/5	7,21,28,4,6	2,8,9,22,26	Team 1 2 3 OT Tot PSU 1 0 1 1 3 ND 0 1 0 1 0 2
2	11:06	ND	PP Joe Wegwerth/1	Andrew Oglieve/4	21,13,20,24	3,15,18,4,21	
3	03:09	ND	EV Sucesse, Nate/4	Hamilton, Trevor/5 Jake Evans/6	14,11,8,5,16	3,4,15,18,25	
3	11:06	ND	EX Joe Wegwerth/2	Andrew Oglieve/5 Smirnov, Denis/5	20,14,25,12	21,18,4,15,16,3	
5	01:20	PSU	EV Sturtz, Andrew/4	Jones, Peyton/1	16,25,12,9,20	3,11,16,25,27	

TEAM SUMMARY														
#	Penn State	1	2	3	OT	Tot +/-	#	Notre Dame	1	2	3	OT	Tot +/-	
4	Myllari, Kris	0	0	0	0	+1	2	Tony Brettman	0	0	0	0	-1	
5	Kerr, Kevin	0	1	0	2	-1	3	Jordan Gross	0	2	0	2	-2	
6	Gobetz, James	0	0	0	0	+1	4	Dennis Gilbert	1	1	0	2	-1	
7	Robinson, James	2	0	0	2	+1	6	Tory Dello	0	1	0	2	0	
8	Berger, Chase	1	2	0	4	+1	8	Ben Ostlie	0	0	0	0	-1	
9	Goodwin, David	0	0	2	2	+1	9	Dawson Cook	0	1	0	1	-1	
10	Biro, Brandon	0	1	0	1	0	10	Anders Bjork	0	3	0	3	0	
11	Hamilton, Trevor	0	0	0	1	+1	11	Cal Burke	1	1	1	3	-1	
12	Richard, Dylan	0	0	0	0	+1	15	Andrew Oglieve	2	0	1	3	-1	
13	Pavlychev, Nikita	0	0	0	0	0	16	Connor Hurley	1	0	0	1	-1	
14	Sucesse, Nate	0	1	0	2	+1	18	Jake Evans	0	0	0	0	-1	
16	Sturtz, Andrew	0	2	0	2	+2	19	Mike O'Leary	0	0	0	1	0	
20	Autio, Erik	0	2	0	2	+1	21	Joe Wegwerth	0	2	0	4	0	
21	DeRosa, Ricky	0	0	0	0	+1	22	Andrew Peeke	0	0	0	0	-1	
22	Pedrie, Vince	2	2	1	0	5	25	Dylan Malmquist	0	1	0	1	-2	
25	Smirnov, Denis	2	3	1	0	6	+1	26	Cam Morrison	0	0	0	0	-1
26	Folkes, Liam	0	0	1	0	1	0	27	Bobby Nardella	2	0	2	4	-1
28	Marsh, Alec	0	1	0	1	+1	29	Bob Bruer	0	0	1	0	0	
31	Jones, Peyton	0	0	0	0	0	0	32	Cale Morris	dnp				
TM	TEAM	0	0	0	0	0	0	TM	TEAM	0	0	0	0	0
33	Funley, Chris	dnp						33	Chad Katanar	dnp				
	Totals	7	14	9	3	33	+15		7	11	10	0	28	-15

GOALTENDERS																			
#	Penn State	Dec	Min	GA	1	2	3	OT	Saves	#	Notre Dame	Dec	Min	GA	1	2	3	OT	Saves
31	Jones, Peyton	W	61:20	2	7	10	9	0	26	40	Cal Petersen	OTL	61:17	3	6	14	8	2	30
	EMPTY NET		0:03	0	0	0	0	0	0		EMPTY NET		0:03	0	0	0	0	0	0

PENALTY SUMMARY									
Prd	Player	Team	MinOffense	Time	Prd	Player	Team	MinOffense	Time
1st	Cam Morrison	ND	2.Elbowing	10:17	2nd	Smirnov, Denis	PSU	2.Hooking	15:55
1st	Autio, Erik	PSU	2.Holding	11:15	2nd	Connor Hurley	ND	2.Hooking	06:37
1st	Ben Ostlie	ND	2.Hooking	14:18	3rd	Robinson, James	PSU	2.Shooting	09:59
2nd	Autio, Erik	PSU	2.Hooking	00:50	3rd	Pedrie, Vince	PSU	2.Cross-Checking	11:06
2nd	Gobetz, James	PSU	2.Hooking	10:54	3rd	TM	TEAM	ND	2.Too Many Players On Ice
2nd	Bobby Nardella	ND	2.Shooting	13:27					

Win-Jones, Peyton (3-0-1). Loss-Cal Petersen (3-2-1).
PSU Timeout at 12:49 of 2nd Period.

Referee's signature

Hockey Game Box Score (Final)
UCONN vs #6 Notre Dame (Oct 27, 2016 at Notre Dame, Ind.)

UCONN (3-1-2, 1-0-0 HEA) vs. Notre Dame (3-3-1, 0-1-0 HEA)
Date: Oct 27, 2016 • Location: Notre Dame, Ind. • Arena: Compton Family Arena
Attendance: 2936 • Start time: 7:35 PM • End time: 9:58 PM • Total time: 2:23

Prd	Time	Team	Scored by	Assists	Vis. on ice	Home on ice	Goals by Period
1	15:16	UCONN	EV Howell, Justin/1	Kunnas, Joona/3 Schwartz, Jesse/2	7,17,22,28,6	9,11,28,22,24	Team 1 2 3 OT Tot UCONN 2 0 2 4 ND 0 1 1 2
2	17:13	UCONN	PP Letunov, Maxim/1	Morgan, Brian/2	29,27,28,23,19	3,4,9,18	
3	2nd 12:50	ND	EV Tory Dello/1	Connor Hurley/7 Dylan Malmquist/6	29,10,23,27	6,25,16,4,10	
4	3rd 07:23	UCONN	EV El-Mir, Karl/4	Pratt, Derek/2	18,2,16,20,19	3,15,18,26,27	
5	3rd 13:02	ND	EV Jake Evans/2	Andrew Oglieve/4 Anders Bjork/7	23,27,7,6,29	18,15,10,4,6	
6	3rd 18:54	UCONN	EN Letunov, Maxim/2	Thompson, Tage/4	27,29,28,220	3,15,18,27,28,4	

TEAM SUMMARY													
#	UCONN	1	2	3	OT	Tot +/-	#	Notre Dame	1	2	3	OT	Tot +/-
2	Pratt, Derek	0	0	0	0	+2	3	Jordan Gross	2	4	0	6	-2
6	Austin, Johnny	0	0	1	1	0	4	Dennis Gilbert	0	1	2	3	+1
7	Kunnas, Joona	0	0	0	0	-1	5	Tory Dello	0	1	2	3	0
8	Naas, Spencer	1	0	0	1	0	8	Ben Ostlie	0	0	0	0	0
10	Gendron, Miles	0	0	0	0	-1	9	Dawson Cook	2	1	0	3	-1
11	Ronan, Corey	1	0	1	0	1	10	Anders Bjork	1	2	4	+2	
13	Masonius, Joseph	0	0	0	0	0	11	Cal Burke	0	2	0	2	-1
16	El-Mir, Karl	0	0	1	1	+1	15	Andrew Oglieve	1	1	0	2	+3
17	Schwartz, Jesse	0	0	0	0	+1	16	Connor Hurley	1	0	0	1	+1
18	Kalter, Max	0	0	1	1	+1	18	Jake Evans	3	2	4	9	-1
19	Richardson, Eva	0	0	2	2	+1	19	Mike O'Leary	0	0	1	1	0
20	Newpower, Wyatt	1	1	1	2	+2	21	Joe Wegwerth					

Hockey Game Box Score (Final)
#9 Notre Dame vs Northeastern (Nov 12, 2016 at Boston, Mass.)

Notre Dame (5-3-1, 2-1-1 HEA) vs. Northeastern (3-4-3, 0-3-1 HEA)
 Date: Nov 12, 2016 • Location: Boston, Mass. • Arena: Matthews Arena
 Attendance: 3511 • Start time: 7:00pm • End time: 9:20pm • Total time: 2:20

Prd	Time	Team	Scored by	Assists	Vis. on ice	Home on ice	Goals by Period
1	08:57	NU	PP Sikura, Dylan/4	Gaudette, Adam/7 Davies, Jeremy/3	28,11,4,3	9,8,4,12,14	Team 1 2 3 Tot ND 0 2 3 5 NU 1 1 0 2
2	02:23	ND	PP Jordan Gross/4	Anders Bjork/10 Andrew Oglevie/8	3,10,15,18,26	16,5,12,14	
3	15:57	NU	PP Aston-Reese, Zach/6	Williams, Eric/3 Davies, Jeremy/4	22,24,4,28	12,20,4,8,9	
4	2nd 18:06	ND	EV Andrew Oglevie/5	Jake Evans/7 Dennis Gilbert/4	15,18,14,26,3	26,4,8,9,20	
5	3rd 08:54	ND	EV Cam Morrison/3	Dennis Gilbert/5 Jake Evans/7	26,4,18,15,3	9,8,20,13,4	
6	3rd 13:48	ND	EV Jake Evans/3	Andrew Oglevie/9 Cam Morrison/4	18,4,3,15,26	9,5,26,14,8	
7	3rd 14:55	ND	EV Andrew Peeke/1	Anders Bjork/11 Bobby Nardella/4	22,10,25,3,18	19,16,5,14,12	

TEAM SUMMARY		# Notre Dame		# Northeastern	
Prd	1 2 3 Tot +/-	1 2 3 Tot +/-	1 2 3 Tot +/-		
3	Jordan Gross 0 1 1 2 +4	2	Owens, Trevor 0 0 0 0 0		
4	Dennis Gilbert 0 1 0 1 +3	4	Davies, Jeremy 2 0 0 2 -2		
5	Tory Dello 0 1 0 1 0	5	Shea, Ryan 1 1 0 2 -2		
9	Dawson Cook 1 1 0 2 0	7	Picking, John 0 1 0 1 0		
10	Anders Bjork 1 1 2 4 +1	8	Gaudette, Adam 3 2 0 5 -3		
11	Cal Burke 0 0 0 0 0	9	Sikura, Dylan 1 0 1 2 -3		
12	Felix Holmberg 0 0 0 0 0	12	Aston-Reese, Zach 0 1 1 2 -1		
15	Andrew Oglevie 0 1 1 2 +3	13	Lerario, Biagio 0 1 0 1 -1		
16	Connor Hurley 0 0 1 1 0	14	Cockenill, Garret 1 2 0 3 -2		
18	Jake Evans 0 0 1 1 +4	16	Collier, Brendan 0 1 1 2 -1		
19	Mike O'Leary 1 0 0 1 0	17	Filipe, Matt 0 0 0 0 0		
21	Joe Wegwerth 0 0 0 0 0	19	Griffin, Lincoln 1 0 0 1 -1		
22	Andrew Peeke 0 0 2 2 +1	20	Williams, Eric 0 0 0 0 -2		
24	Luke Ripley 1 0 0 1 0	22	Pond, Tanner 0 0 1 1 0		
25	Dylan Malmquist 0 0 0 0 +1	24	Jamieson, Mike 0 0 0 0 0		
26	Cam Morrison 2 1 1 4 +3	25	Schule, Patrick 1 0 0 1 0		
27	Bobby Nardella 1 0 1 2 0	26	Rosenthal, Ryan 1 0 0 1 -2		
28	Jack Jennings 2 0 2 4 0	29	Cecere, Garrett 1 0 0 1 0		
TM TEAM	0 0 0 0 0	Totals	12 9 4 25 -20		
32	Cale Morris dnp				
33	Chad Katanar dnp				
Totals	9 7 12 28 +20				

GOALTENDERS		# Northeastern	
Prd	Dec Min GA 1 2 3 Saves	Dec Min GA 1 2 3 Saves	
40	Cal Petersen W 60:00 2 11 8 4 23	41	Ruck, Ryan L 54:51 5 9 5 8 22
	EMPTY NET		EMPTY NET
			1 Theut, Jake

PENALTY SUMMARY	
Prd	Player Team MinOffense Time
1st	Jake Evans ND 2.Hooking 07:41 PP
2nd	Schule, Patrick NU 2.Elbowing 00:43 PP
2nd	Dylan Malmquist ND 2.Elbowing 04:46 PP
2nd	Luke Ripley ND 2.Hitting From Behind 13:26 PP
2nd	Tory Dello ND 2.Hitting From Behind 14:44 PP
3rd	Davies, Jeremy NU 2.Hooking 19:26 PP

Win-Cal Petersen (5-3-1). Loss-Ruck, Ryan (3-4-3).

Referee's signature

Hockey Game Box Score (Final)
#9 Notre Dame vs Northeastern (Nov 13, 2016 at Boston, Mass.)

Notre Dame (5-3-2, 2-1-1) vs. Northeastern (3-4-4, 0-3-2)
 Date: Nov 13, 2016 • Location: Boston, Mass. • Arena: Matthews Arena
 Attendance: 1444 • Start time: 3:00 pm • End time: 4:28 pm • Total time: 1:28

Prd	Time	Team	Scored by	Assists	Vis. on ice	Home on ice	Goals by Period
3	Jordan Gross 1 1 0 2 0	2	Owens, Trevor 0 1 0 1 0				
4	Dennis Gilbert 0 0 0 0 0	4	Davies, Jeremy 0 0 0 0 0				
5	Tory Dello 0 1 0 1 0	5	Shea, Ryan 0 0 0 0 0				
8	Ben Ostlie 0 0 0 0 0	7	Picking, John 1 1 0 2 0				
9	Dawson Cook 0 0 0 0 0	8	Gaudette, Adam 1 4 0 5 0				
10	Anders Bjork 0 2 0 2 0	9	Sikura, Dylan 2 0 0 2 0				
11	Cal Burke 1 2 0 3 0	11	Schechter, Jake 0 0 0 0 0				
12	Felix Holmberg 1 0 0 1 0	12	Aston-Reese, Zach 2 0 0 2 0				
15	Andrew Oglevie 2 1 0 3 0	13	Lerario, Biagio 0 0 0 0 0				
16	Connor Hurley 0 1 0 1 0	14	Cockenill, Garret 1 1 0 2 0				
18	Jake Evans 0 0 0 0 0	16	Collier, Brendan 0 1 0 1 0				
21	Joe Wegwerth 0 0 0 0 0	17	Filipe, Matt 0 0 0 0 0				
22	Andrew Peeke 0 1 0 1 0	19	Griffin, Lincoln 0 1 0 1 0				
24	Luke Ripley 0 0 0 0 0	20	Williams, Eric 0 0 0 0 0				
25	Dylan Malmquist 1 0 0 1 0	22	Pond, Tanner 0 0 0 0 0				
26	Cam Morrison 1 0 0 1 0	24	Jamieson, Mike 0 0 0 0 0				
27	Bobby Nardella 1 0 0 1 0	25	Schule, Patrick 0 0 0 0 0				
32	Cale Morris dnp	29	Cecere, Garrett 0 0 0 0 0				
33	Chad Katanar dnp	41	Ruck, Ryan dnp				
Totals	10 12 0 22 0	Totals	7 9 0 16 0				

TEAM SUMMARY		# Notre Dame		# Northeastern	
Prd	1 2 3 Tot +/-	1 2 3 Tot +/-	1 2 3 Tot +/-		
3	Jordan Gross 1 1 0 2 0	2	Owens, Trevor 0 0 0 0 0		
4	Dennis Gilbert 0 0 0 0 0	4	Davies, Jeremy 0 0 0 0 0		
5	Tory Dello 0 1 0 1 0	5	Shea, Ryan 0 0 0 0 0		
8	Ben Ostlie 0 0 0 0 0	7	Picking, John 1 1 0 2 0		
9	Dawson Cook 0 0 0 0 0	8	Gaudette, Adam 1 4 0 5 0		
10	Anders Bjork 0 2 0 2 0	9	Sikura, Dylan 2 0 0 2 0		
11	Cal Burke 1 2 0 3 0	11	Schechter, Jake 0 0 0 0 0		
12	Felix Holmberg 1 0 0 1 0	12	Aston-Reese, Zach 2 0 0 2 0		
15	Andrew Oglevie 2 1 0 3 0	13	Lerario, Biagio 0 0 0 0 0		
16	Connor Hurley 0 1 0 1 0	14	Cockenill, Garret 1 1 0 2 0		
18	Jake Evans 0 0 0 0 0	16	Collier, Brendan 0 1 0 1 0		
21	Joe Wegwerth 0 0 0 0 0	17	Filipe, Matt 0 0 0 0 0		
22	Andrew Peeke 0 1 0 1 0	19	Griffin, Lincoln 0 1 0 1 0		
24	Luke Ripley 0 0 0 0 0	20	Williams, Eric 0 0 0 0 0		
25	Dylan Malmquist 1 0 0 1 0	22	Pond, Tanner 0 0 0 0 0		
26	Cam Morrison 1 0 0 1 0	24	Jamieson, Mike 0 0 0 0 0		
27	Bobby Nardella 1 0 0 1 0	25	Schule, Patrick 0 0 0 0 0		
32	Cale Morris dnp	29	Cecere, Garrett 0 0 0 0 0		
33	Chad Katanar dnp	41	Ruck, Ryan dnp		
Totals	10 12 0 22 0	Totals	7 9 0 16 0		

GOALTENDERS		# Northeastern	
Prd	Dec Min GA 1 2 3 Saves	Dec Min GA 1 2 3 Saves	
40	Cal Petersen T 39:52 0 7 9 16	1	Theut, Jake T 40:00 0 10 12 22
	EMPTY NET		EMPTY NET

PENALTY SUMMARY	
Prd	Player Team MinOffense Time
1st	Anders Bjork ND 2.Driving 00:35
1st	Filipe, Matt NU 2.Hooking 00:35
1st	Tory Dello ND 2.Interference 08:57 PP
1st	Lerario, Biagio NU 2.Holding The Stick 11:25 PP
1st	Williams, Eric NU 2.Interference 12:22 PP
2nd	Filipe, Matt NU 2.Hooking 19:20 PP
2nd	Davies, Jeremy NU 2.Hooking 02:04 PP
2nd	Connor Hurley ND 2.Hooking 10:38 PP
2nd	Cockenill, Garret NU 2.Hooking 20:00

Notre Dame-Cal Petersen (5-3-2). Northeastern-Theut, Jake (0-0-1).

Referee's signature

Hockey Game Box Score (Final)
#5 UMass Lowell vs #9 Notre Dame (Nov 17, 2016 at Notre Dame, Ind.)

UMass Lowell (8-3-2, 4-1-0 HEA) vs. Notre Dame (5-4-2, 2-2-1 HEA)
 Date: Nov 17, 2016 • Location: Notre Dame, Ind. • Arena: Compton Family Arena
 Attendance: 3151 • Start time: 7:35 PM • End time: 9:35 PM • Total time: 2:00

Prd	Time	Team	Scored by	Assists	Vis. on ice	Home on ice	Goals by Period
1	00:35	UML	EV Smith, C.J./8	Edward, John/7 Gambardella, Joe/11	19,29,5,25,7	25,16,15,24,6	Team 1 2 3 Tot UML 1 2 1 4 ND 0 0 1 1
2	01:46	UML	EV Lohin, Ryan/3	Master, Nick/3 Kamrass, Jake/3	18,9,21,25,4	28,24,16,11,6	
3	06:18	ND	EV Connor Hurley/2	Dylan Malmquist/6 Jordan Gross/5	5,25,3,29,19	16,25,3,15,4	
4	2nd 13:44	UML	EV Campbell, Evan/1	Wilson, Connor/3 Hough, Gage/2	8,17,25,3,12	25,15,3,16,4	
5	3rd 17:56	UML	EN Smith, C.J./9	Gambardella, Joe/11	19,5,3,25,29	16,18,24,6,21	

TEAM SUMMARY		# Notre Dame		# UMass Lowell	
Prd	1 2 3 Tot +/-	1 2 3 Tot +/-	1 2 3 Tot +/-		
3	Jordan Gross 0 1 2 3 0	3	Dennis Gilbert 0 2 0 2 0		
4	Kapla, Michael 0 0 1 1 +1	4	Dennis Gilbert 0 2 0 2 0		
4	Forney, Chris 1 0 0 1 +1	6	Tory Dello 0 0 0 0 -3		
5	Gambardella, Joe 1 1 0 2 +1	8	Ben Ostlie 0 0 0 0 0		
8	Mueller, Tyler 1 0 0 1 +1	9	Dawson Cook 1 0 0 1 0		
8	Campbell, Evan 0 2 0 2 +1	10	Anders Bjork 1 0 1 2 0		
9	Master, Nick 0 0 2 2 +1	11	Cal Burke 0 0 0 0 -1		
12	Hough, Gage 0 1 0 1 +1	15	Andrew Oglevie 0 0 1 1 -1		
15	Dmowski, Ryan 2 0 2 4 0	16	Connor Hurley 1 1 1 3 -3		
16	O'Neill, Colin 0 1 2 3 +1	18	Jake Evans 0 0 0 0 -1		
17	Wilson, Connor 0 0 0 0 +1	19	Mike O'Leary 1 0 0 1 0		
18	Lohin, Ryan 0 2 2 4 +1	21	Joe Wegwerth 1 1 0 2 -1		
19	Smith, C.J. 3 2 2 7 +1	22	Andrew Peeke 1 1 0 2 0		
20	Winkler, James 0 0 0 0 0	24	Luke Ripley 0 0 0 0 -3		
21	Kamrass, Jake 1 1 1 3 +1	25	Dylan Malmquist 0 2 0 2 -1		
25	Zink, Dylan 1 1 0 2 +3	26	Cam Morrison 0 0 0 0 0		
26	Goransson, Mattias 1 0 0 1 0	27	Bobby Nardella 1 0 0 3 0		
29	Edwards, John 0 1 2 3 +1	28	Jack Jenkins 0 0 1 1 -1		
TM TEAM	0 0 0 0 0	TM TEAM	0 0 0 0 0		
30	Clarey, Sean dnp	32	Cale Morris dnp		
31	Hernberg, Chris dnp	33	Chad Katanar dnp		
Totals	11 11 13 35 +15	Totals	7 8 8 23 -15		

GOALTENDERS		# Notre Dame	
Prd	Dec Min GA 1 2 3 Saves	Dec Min GA 1 2 3 Saves	
33	Wall, Tyler W 59:21 1 7 7 8 22	40	Cal Petersen L 59:50 3 10 9 12 31
	EMPTY NET		EMPTY NET

PENALTY SUMMARY	
Prd	Player Team MinOffense Time
1st	Smith, C.J. UML 2.Slaughting 12:05 PP
1st	Dylan Malmquist UML 2.Tripping 19:30 PP
2nd	Andrew Peeke ND 2.Roughing 01:52 PP
2nd	Zink, Dylan UML 2.Interference 15:01 PP
2nd	Cal Burke ND 2.Interference 17:04 PP
3rd	Lohin, Ryan UML 2.Tripping 02:28 PP
3rd	Campbell, Evan UML 2.Tripping 06:17
3rd	Joe Wegwerth ND 2.Holding 06:17
3rd	Bobby Nardella ND 2.Slaughting 07:36 PP
3rd	Jake Evans ND 2.Holding 11:54 PP
3rd	Forney, Chris UML 2.Hooking 18:56 PP

Win-Wall, Tyler (8-2-1). Loss-Cal Petersen (5-4-2).

Referee's signature

Hockey Game Box Score (Final)
#5 UMass Lowell vs #9 Notre Dame (Nov 18, 2016 at Notre Dame, Ind.)

UMass Lowell (8-4-2, 4-2-0 HEA) vs. Notre Dame (6-4-2, 3-2-1 HEA)
 Date: Nov 18, 2016 • Location: Notre Dame, Ind. • Arena: Compton Family Arena
 Attendance: 4653 • Start time: 7:35 PM • End time: 9:45 PM • Total time: 2:10

Prd	Time	Team	Scored by	Assists	Vis. on ice	Home on ice	Goals by Period
1	03:33	ND	EV Anders Bjork/8	Bobby Nardella/5 Connor Hurley/9	5,4,16,2,19	10,27,16,22,25	Team 1 2 3 Tot UML 0 1 0 1 1 ND 0 3 1 4
2	2nd 10:24	UML	EV Hausinger, Kenny/2	Kamrass, Jake/4 Master, Nick/4	21,10,9,25,3	11,28,26,22,27	
3	2nd 13:16	ND	EV Andrew Peeke/2	Bobby Nardella/5 Anders Bjork/12	5,25,3,29,19	22,27,10,9,8	
4	2nd 16:52	ND	EV Bobby Nardella/3	Jack Jenkins/1 Cal Burke/2	1,20,26,21,18	27,28,11,22,26	
5	3rd 08:22	ND	EV Dawson Cook/1	Andrew Peeke/2 Cal Burke/3	12,16,25,3,9	9,22,11,28,27	

TEAM SUMMARY		# Notre Dame		# UMass Lowell	
Prd	1 2 3 Tot +/-	1 2 3 Tot +/-	1 2 3 Tot +/-		
3	Jordan Gross 0 0 1 1 -2	3	Dennis Gilbert 0 2 0 2 0		
4	Forney, Chris 0 0 0 0 -1	4	Dennis Gilbert 0 0 0 0 0		
5	Gambardella, Joe 0 0 0 0 -1	6	Tory Dello 0 0 0 0 0		
7	Mueller, Tyler 0 0 0 0 -1	8	Ben Ostlie 0 0 0 0 +1		
8	Campbell, Evan 1 0 1 2 0	9	Dawson Cook 0 0 1 1 +2		
9	Master, Nick 1 0 0 1 -1	10	Anders Bjork 1 2 0 3 +2		
10	Hausinger, Kenn 0 1 0 1 -1	11	Cal Burke 2 0 1 3 +1		
12	Hough, Gage 1 1 1 3 -1	12	Andrew Oglevie 0 5 0 5 0		
15	Dmowski, Ryan 2 1 1 4 0	16	Connor Hurley 1 0 0 1 +1		
16	O'Neill, Colin 0 0 1 1 -2	18	Jake Evans 0 3 1 4 0		
17	Wilson, Connor 0 0 0 0 0	21	Joe Wegwerth 0 3 0 3 0		
18	Lohin, Ryan 0 0 0 0 -1	22	Andrew Peeke 1 1 1 3 +3		
19	Smith, C.J. 1 0 0 1 -1	24	Luke Ripley 0 0 1 1 0		
19	Smith, C.J. 1 0 0 1 -1	25	Dylan Malmquist 1 1 0 2 +1		
21	Kamrass, Jake 0 1 2 3 -1	26	Cam Morrison 0 2 0 2 0		
22	Zink, Dylan 0 0 2 2 0	27	Bobby Nardella 0 1 0 1 +3		
25	Goransson, Matti 0 0 0 0 0	28	Jack Jenkins 0 2 3 +1		
29	Edwards, John 0 1 0 1 0	29	Bo Brauer 0 0 0 0 0		
TM TEAM	0 0 0 0 0	TM TEAM	0 0 0 0 0		
30	Clarey, Sean dnp	32	Cale Morris dnp		
30	Hernberg, Chris dnp	33	Chad Katanar dnp		
Totals	6 7 9 22 -15	Totals	6 21 7 34 +1		

GOALTENDERS		# Notre Dame	
Prd	Dec Min GA 1 2 3 Saves	Dec Min GA 1 2 3 Saves	
33	Wall, Tyler L 48:22 4 6 18 1 25	40	Cal Petersen W 60:00 1 6 6 9 21

Hockey Game Box Score (Final)
Holy Cross vs #11 Notre Dame (Nov 25, 2016 at Notre Dame, Ind.)

Holy Cross (5-4-2, 2-2-2 AH) vs. Notre Dame (7-4-2, 3-2-1 HEA)
 Date: Nov 25, 2016 • Location: Notre Dame, Ind. • Arena: Compton Family Arena
 Attendance: 4581 • Start time: 7:35 PM • End time: 9:33 PM • Total time: 1:58

Prd	Time	Team	Scored by	Assists	Vis. on ice	Home on ice	Goals by Period
1	03:46	ND	Connor Hurley/4	Dylan Malmquist/9	7,15,11,12,29	16,25,10,3,27	Team 1 2 3 Tot HC 1 1 1 3 ND 1 2 2 5
2	12:37	HC	Crinella, Peter/1	Mackie, Jay/5 Darrar, Kevin/4	13,18,10,7,15	28,3,24,11,26	
3	02:27	HC	Moore, T.J./10	Jake Evans/9	17,15,7,21,27	18,22,25,10,27	
4	13:16	ND	Joe Wegwerth/4	Tory Dello/4 Anders Bjork/13	7,15,18,13,10	21,18,15,4,22	
5	17:37	ND	Cam Morrison/4	Jordan Gross/7 Anders Bjork/14	5,15,39,17	26,3,10,18,27	
6	04:30	ND	Anders Bjork/6	Connor Hurley/10 Tory Dello/5	27,33,4,17,12	10,16,25,4,6	
7	10:20	HC	Lopez, Danny/6	Trapp, Spencer/9 Robinson, Neil/1	27,5,21,17,37	4,18,9,6	
8	19:55	ND	Andrew Ogilvie/6	Trapp, Spencer/9 Robinson, Neil/1	29,27,17,7,23,5	15,18,6,4,10	

TEAM SUMMARY					# Notre Dame				
Prd	Time	Team	Scored by	Assists	Vis. on ice	Home on ice	Goals by Period		
1	03:46	ND	Connor Hurley/4	Dylan Malmquist/9	7,15,11,12,29	16,25,10,3,27	1		
2	12:37	HC	Crinella, Peter/1	Mackie, Jay/5 Darrar, Kevin/4	13,18,10,7,15	28,3,24,11,26	2		
3	02:27	HC	Moore, T.J./10	Jake Evans/9	17,15,7,21,27	18,22,25,10,27	2		
4	13:16	ND	Joe Wegwerth/4	Tory Dello/4 Anders Bjork/13	7,15,18,13,10	21,18,15,4,22	3		
5	17:37	ND	Cam Morrison/4	Jordan Gross/7 Anders Bjork/14	5,15,39,17	26,3,10,18,27	3		
6	04:30	ND	Anders Bjork/6	Connor Hurley/10 Tory Dello/5	27,33,4,17,12	10,16,25,4,6	3		
7	10:20	HC	Lopez, Danny/6	Trapp, Spencer/9 Robinson, Neil/1	27,5,21,17,37	4,18,9,6	3		
8	19:55	ND	Andrew Ogilvie/6	Trapp, Spencer/9 Robinson, Neil/1	29,27,17,7,23,5	15,18,6,4,10	3		

GOALTENDERS					# Notre Dame				
Prd	Time	Team	Scored by	Assists	Vis. on ice	Home on ice	Goals by Period		
1	03:46	ND	Connor Hurley/4	Dylan Malmquist/9	7,15,11,12,29	16,25,10,3,27	1		
2	12:37	HC	Crinella, Peter/1	Mackie, Jay/5 Darrar, Kevin/4	13,18,10,7,15	28,3,24,11,26	2		
3	02:27	HC	Moore, T.J./10	Jake Evans/9	17,15,7,21,27	18,22,25,10,27	2		
4	13:16	ND	Joe Wegwerth/4	Tory Dello/4 Anders Bjork/13	7,15,18,13,10	21,18,15,4,22	3		
5	17:37	ND	Cam Morrison/4	Jordan Gross/7 Anders Bjork/14	5,15,39,17	26,3,10,18,27	3		
6	04:30	ND	Anders Bjork/6	Connor Hurley/10 Tory Dello/5	27,33,4,17,12	10,16,25,4,6	3		
7	10:20	HC	Lopez, Danny/6	Trapp, Spencer/9 Robinson, Neil/1	27,5,21,17,37	4,18,9,6	3		
8	19:55	ND	Andrew Ogilvie/6	Trapp, Spencer/9 Robinson, Neil/1	29,27,17,7,23,5	15,18,6,4,10	3		

PENALTY SUMMARY					# Notre Dame				
Prd	Time	Team	Scored by	Assists	Vis. on ice	Home on ice	Goals by Period		
1	03:46	ND	Connor Hurley/4	Dylan Malmquist/9	7,15,11,12,29	16,25,10,3,27	1		
2	12:37	HC	Crinella, Peter/1	Mackie, Jay/5 Darrar, Kevin/4	13,18,10,7,15	28,3,24,11,26	2		
3	02:27	HC	Moore, T.J./10	Jake Evans/9	17,15,7,21,27	18,22,25,10,27	2		
4	13:16	ND	Joe Wegwerth/4	Tory Dello/4 Anders Bjork/13	7,15,18,13,10	21,18,15,4,22	3		
5	17:37	ND	Cam Morrison/4	Jordan Gross/7 Anders Bjork/14	5,15,39,17	26,3,10,18,27	3		
6	04:30	ND	Anders Bjork/6	Connor Hurley/10 Tory Dello/5	27,33,4,17,12	10,16,25,4,6	3		
7	10:20	HC	Lopez, Danny/6	Trapp, Spencer/9 Robinson, Neil/1	27,5,21,17,37	4,18,9,6	3		
8	19:55	ND	Andrew Ogilvie/6	Trapp, Spencer/9 Robinson, Neil/1	29,27,17,7,23,5	15,18,6,4,10	3		

Win-Cal Petersen (7-4-2). Loss-Berrafato, Paul (5-4-2).
 Shillelagh Tournament

Referee's signature

Hockey Game Box Score (Final)
Clarkson vs #11 Notre Dame (Nov 26, 2016 at Notre Dame, Ind.)

Clarkson (8-5-3, 4-1-1 ECAC) vs. Notre Dame (7-5-2, 3-2-1 HEA)
 Date: Nov 26, 2016 • Location: Notre Dame, Ind. • Arena: Compton Family Arena
 Attendance: 3865 • Start time: 7:35 PM • End time: 9:42 PM • Total time: 2:07

Prd	Time	Team	Scored by	Assists	Vis. on ice	Home on ice	Goals by Period
1	06:29	CLAR	Brosseau, Devin/4	Sturm, Nico/9	14,17,4,13,11	10,6,4,25,16	1
2	15:22	CLAR	Rempal, Sheldon/5	Josephs, Troy/5	11,16,4,5	10,27,15,3	2

TEAM SUMMARY					# Notre Dame				
Prd	Time	Team	Scored by	Assists	Vis. on ice	Home on ice	Goals by Period		
1	06:29	CLAR	Brosseau, Devin/4	Sturm, Nico/9	14,17,4,13,11	10,6,4,25,16	1		
2	15:22	CLAR	Rempal, Sheldon/5	Josephs, Troy/5	11,16,4,5	10,27,15,3	2		

GOALTENDERS					# Notre Dame				
Prd	Time	Team	Scored by	Assists	Vis. on ice	Home on ice	Goals by Period		
1	06:29	CLAR	Brosseau, Devin/4	Sturm, Nico/9	14,17,4,13,11	10,6,4,25,16	1		
2	15:22	CLAR	Rempal, Sheldon/5	Josephs, Troy/5	11,16,4,5	10,27,15,3	2		

PENALTY SUMMARY					# Notre Dame				
Prd	Time	Team	Scored by	Assists	Vis. on ice	Home on ice	Goals by Period		
1	06:29	CLAR	Brosseau, Devin/4	Sturm, Nico/9	14,17,4,13,11	10,6,4,25,16	1		
2	15:22	CLAR	Rempal, Sheldon/5	Josephs, Troy/5	11,16,4,5	10,27,15,3	2		

Win-Kiely, Jake (7-4-3). Loss-Cal Petersen (7-5-2).
 F - ANDERS BJORK (ND), F - JOE SWIVELY (ALE).
 F - SHELDON REMPAL (CU), D - TERRANCE AMOROSA (CU)
 D - TORY DELLO (ND), G - JAKE KIELY (CU)
 MOP - JAKE KIELY (CU)

Referee's signature

Hockey Game Box Score (Final)
#12 Notre Dame vs Massachusetts (12/02/16 at Amherst, Mass.)

Notre Dame (7-6-2, 3-3-1 HEA) vs. Massachusetts (4-7-2, 2-5-1 HEA)
 Date: 12/02/16 • Location: Amherst, Mass. • Arena: Mullins Center
 Attendance: 2481 • Start time: 6:00 pm • End time: 8:29 pm • Total time: 2:29

Prd	Time	Team	Scored by	Assists	Vis. on ice	Home on ice	Goals by Period
1	10:28	UMAS	Pigozzi, Ray/2	Iacobellis, Steve/5 Plevy, Austin/5	10,4,6,18	15,16,14,37,8	1
2	14:15	UMAS	Hildenbrand, Niko/3	McDougal, Riley/3 Jeszka, Griff/5	25,24,16,10,3	19,27,11,8,37	2
3	16:38	UMAS	Iacobellis, Steven/2	Horton, Jake/2 Lagesson, William/4	9,18,4,6	16,8,14,15,37	3
4	01:08	ND	Andrew Peeke/3	Bobby Nardella/7 Connor Hurley/11	22,27,18,15,26	15,13,28,14,11	4
5	04:24	ND	Anders Bjork/10	Connor Hurley/11 Chukarov, Ivan/3	10,16,4,19,6	37,11,27,19,8	5
6	07:57	UMAS	Plevy, Austin/5	Chukarov, Ivan/3 Horton, Jake/3	3,18,4	14,13,8,16,15	6
7	11:37	ND	Bobby Nardella/4	Andrew Ogilvie/10 Andrew Peeke	27,15,22,26,18	37,4,14,16	7
8	12:46	UMAS	Pigozzi, Ray/3	Iacobellis, Steve/6 Jordan Gross/8	11,27,19,22,28	15,16,4,14,18	8
9	16:01	ND	Anders Bjork/11	Jordan Gross/8 Bobby Nardella/8	10,3,27,18,15	8,37,14,15,16	9

TEAM SUMMARY					# Massachusetts				
Prd	Time	Team	Scored by	Assists	Vis. on ice	Home on ice	Goals by Period		
1	10:28	UMAS	Pigozzi, Ray/2	Iacobellis, Steve/5 Plevy, Austin/5	10,4,6,18	15,16,14,37,8	1		
2	14:15	UMAS	Hildenbrand, Niko/3	McDougal, Riley/3 Jeszka, Griff/5	25,24,16,10,3	19,27,11,8,37	2		
3	16:38	UMAS	Iacobellis, Steven/2	Horton, Jake/2 Lagesson, William/4	9,18,4,6	16,8,14,15,37	3		
4	01:08	ND	Andrew Peeke/3	Bobby Nardella/7 Connor Hurley/11	22,27,18,15,26	15,13,28,14,11	4		
5	04:24	ND	Anders Bjork/10	Connor Hurley/11 Chukarov, Ivan/3	10,16,4,19,6	37,11,27,19,8	5		
6	07:57	UMAS	Plevy, Austin/5	Chukarov, Ivan/3 Horton, Jake/3	3,18,4	14,13,8,16,15	6		
7	11:37	ND	Bobby Nardella/4	Andrew Ogilvie/10 Andrew Peeke	27,15,22,26,18	37,4,14,16	7		
8	12:46	UMAS	Pigozzi, Ray/3	Iacobellis, Steve/6 Jordan Gross/8	11,27,19,22,28	15,16,4,14,18	8		
9	16:01	ND	Anders Bjork/11	Jordan Gross/8 Bobby Nardella/8	10,3,27,18,15	8,37,14,15,16	9		

GOALTENDERS					# Massachusetts				
Prd	Time	Team	Scored by	Assists	Vis. on ice	Home on ice	Goals by Period		
1	10:28	UMAS	Pigozzi, Ray/2	Iacobellis, Steve/5 Plevy, Austin/5	10,4,6,18	15,16,14,37,8	1		
2	14:15	UMAS	Hildenbrand, Niko/3	McDougal, Riley/3 Jeszka, Griff/5	25,24,16,10,3	19,27,11,8,37	2		
3	16:38	UMAS	Iacobellis, Steven/2	Horton, Jake/2 Lagesson, William/4	9,18,4,6	16,8,14,15,37	3		
4	01:08	ND	Andrew Peeke/3	Bobby Nardella/7 Connor Hurley/11	22,27,18,15,26	15,13,28,14,11	4		
5	04:24	ND	Anders Bjork/10	Connor Hurley/11 Chukarov, Ivan/3	10,16,4,19,6	37,11,27,19,8	5		
6	07:57	UMAS	Plevy, Austin/5	Chukarov, Ivan/3 Horton, Jake/3	3,18,4	14,13,8,16,15	6		
7	11:37	ND	Bobby Nardella/4	Andrew Ogilvie/10 Andrew Peeke	27,15,22,26,18	37,4,14,16	7		
8	12:46	UMAS	Pigozzi, Ray/3	Iacobellis, Steve/6 Jordan Gross/8	11,27,19,22,28	15,16,4,14,18	8		
9	16:01	ND	Anders Bjork/11	Jordan Gross/8 Bobby Nardella/8	10,3,27,18,15	8,37,14,15,16	9		

PENALTY SUMMARY					# Massachusetts				
Prd	Time	Team	Scored by	Assists	Vis. on ice	Home on ice	Goals by Period		
1	10:28	UMAS	Pigozzi, Ray/2	Iacobellis, Steve/5 Plevy, Austin/5	10,4,6,18	15,16,14,37,8	1		
2	14:15	UMAS	Hildenbrand, Niko/3	McDougal, Riley/3 Jeszka, Griff/5	25,24,16,10,3	19,27,11,8,37	2		
3	16:38	UMAS	Iacobellis, Steven/2	Horton, Jake/2 Lagesson, William/4	9,18,4,6	16,8,14,15,37	3		
4	01:08	ND	Andrew Peeke/3	Bobby Nardella/7 Connor Hurley/11	22,27,18,15,26	15,13,28,14,11	4		
5	04:24	ND	Anders Bjork/10	Connor Hurley/11 Chukarov, Ivan/3	10,16,4,19,6	37,11,27,19,8	5		
6	07:57	UMAS	Plevy, Austin/5	Chukarov, Ivan/3 Horton, Jake/3	3,18,4	14,13,8,16,15	6		
7	11:37	ND	Bobby Nardella/4	Andrew Ogilvie/10 Andrew Peeke	27,15,22,26,18	37,4,14,16	7		
8	12:46	UMAS	Pigozzi, Ray/3	Iacobellis, Steve/6 Jordan Gross/8	11,27,19,22,28	15,16,4,14,18	8		
9	16:01	ND	Anders Bjork/11	Jordan Gross/8 Bobby Nardella/8	10,3,27,18,15	8,37,14,15,16	9		

Win-Wischow, Ryan (3-3-2). Loss-Cal Petersen (7-6-2).

Referee's signature

Hockey Game Box Score (Final)
#12 Notre Dame vs Massachusetts (12/03/16 at Amherst, Mass.)

Notre Dame (8-6-2, 4-3-1 HEA) vs. Massachusetts (4-8-2, 2-6-1 HEA)
 Date: 12/03/16 • Location: Amherst, Mass. • Arena: Mullins Center
 Attendance: 3039 • Start time: 7:00 pm • End time: 9:20 pm • Total time: 2:20

Prd	Time	Team	Scored by	Assists	Vis. on ice	Home on ice	Goals by Period
1	19:18	ND	Andrew Ogilvie/7	Dennis Gilbert/6 Anders Bjork/15	15,4,18,10,3	15,16,14,37,4	1
2	04:01	ND	Jake Evans/4	Cam Morrison/5 Tory Dello/3	18,26,2,15,24	9,10,26,8,13	2
3	19:43	ND	EN Jake Evans/5	Joe Wegwerth/2 Cal Burke/4	18,3,4,11,21	14,15,16,17,28,37	3

TEAM SUMMARY					# Massachusetts				
Prd	Time	Team	Scored by	Assists	Vis. on ice	Home on ice	Goals by Period		
1	19:18	ND	Andrew Ogilvie/7	Dennis Gilbert/6 Anders Bjork/15	15,4,18,10,3	15,16,14,37,4	1		
2	04:01	ND	Jake Evans/4	Cam Morrison/5 Tory Dello/3	18,26,2,15,24	9,10,26,8,13	2		
3	19:43	ND	EN Jake Evans/5	Joe Wegwerth/2 Cal Burke/4	18,3,4,11,21	14,15,16,17,28,37	3		

GOALTENDERS					# Massachusetts				
Prd	Time	Team	Scored by	Assists	Vis. on ice	Home on ice	Goals by Period		
1	19:18								

Hockey Game Box Score (Final)
#3 Boston College vs #13 Notre Dame (Dec 10, 2016 at Notre Dame, Ind.)

Boston College (13-6-1, 8-1-1 HEA) vs. Notre Dame (9-6-2, 5-3-1 HEA)
 Date: Dec 10, 2016 • Location: Notre Dame, Ind. • Arena: Compton Ice Arena
 Attendance: 5022 • Start time: 7:10 PM • End time: 9:25 PM • Total time: 2:15

Prd	Time	Team	Scored by	Assists	Vis. on ice	Home on ice	Goals by Period
1.	06:18	BC	PP David Cotton/6	Chris Brown/11 Julius Mattila/3	17,10,26,7,8	18,2,9,2,4	Team 1 2 3 Tot BC 2 0 0 2 ND 0 0 0 0
2.	1st 13:07	BC	PP Julius Mattila/3	Chris Brown/12 Connor Moore/9	26,10,7,8,17	4,28,9,2	ND 0 0 0 0
3.	2nd 09:16	ND	PP Anders Bjork/12	Connor Hurley/12 Joe Wegwerth/3	15,28,5,7	10,16,21,3,25	BC 8 5 4 17 ND 11 10 11 32
4.	2nd 14:57	ND	EV Andrew Ogilvie/8	Jake Evans/11 Cam Morrison/6	18,11,21,2,7	15,18,26,4,3	
5.	2nd 17:30	ND	SH Anders Bjork/13	-	10,17,26,7,8	10,15,3,4	

TEAM SUMMARY

#	Boston College	1	2	3	Tot +/-	#	Notre Dame	1	2	3	Tot +/-
1	Scott Savage	0	0	0	-1	2	Tony Bretzman	1	0	0	1
4	Michael Kim	0	0	1	1	3	Jordan Gross	3	0	1	4
5	Casey Fitzgerald	0	0	0	0	4	Dennis Gilbert	0	0	0	+2
6	Michael Campoli	0	0	0	0	6	Tory Delo	0	0	0	0
7	Connor Moore	0	0	0	+2	9	Dawson Cook	1	1	1	3
8	Jesper Mattila	0	0	0	-1	10	Anders Bjork	1	3	1	5
10	Chris Brown	1	0	0	-1	11	Cal Burke	0	1	1	2
11	Chris Calnan	1	1	3	-1	15	Andrew Ogilvie	1	1	3	+2
12	Mike Booth	0	0	0	0	16	Connor Hurley	0	0	0	0
14	Zach Walker	0	0	0	0	18	Jake Evans	0	2	2	+1
15	DJ Dudek	1	0	1	2	19	Mike O'Leary	0	0	0	0
17	David Cotton	1	0	1	2	21	Joe Wegwerth	1	0	1	0
18	Colin White	0	1	0	-1	22	Andrew Peeke	0	1	2	3
21	Matthew Gaudre	0	1	0	-1	24	Luke Ripley	1	0	1	0
23	Chris Shero	0	0	0	0	25	Dylan Malmquist	0	1	1	0
26	Julius Mattila	2	1	3	-1	26	Cam Morrison	1	1	2	+1
27	Graham McPhee	1	1	0	2	27	Bobby Nardella	1	2	1	4
28	Ron Greco	0	0	0	0	28	Jack Jenkins	0	0	0	0
35	Ryan Edquist	dnp				T TEAM	0	0	0	0	
Totals		8	5	4	17	-10	32	Cale Morris	dnp		
							33	Chad Katanar	dnp		
							Totals	11	10	11	32

GOALTENDERS

#	Boston College	Dec	Min	GA	1	2	3	Saves	#	Notre Dame	Dec	Min	GA	1	2	3	Saves
31	Joe Woll	L	59:04	3	11	7	11	29	40	Cal Petersen	W	60:00	2	6	5	4	15
	EMPTY NET		0:56	0	0	0	0	0									

PENALTY SUMMARY

Prd	Player	Team	MinOffense	Time	Prd	Player	Team	MinOffense	Time
1st	Andrew Ogilvie	ND	2.Hooking	05:56	2nd	Graham McPhee	BC	2.Slashing	08:08
1st	Luke Ripley	ND	2.Hitting From Behind	11:20	2nd	Connor Moore	BC	2.Tripping	11:05
1st	David Cotton	ND	2.Interference	14:54	2nd	Dylan Malmquist	ND	2.Face-Off Violation	16:35
2nd	Graham McPhee	BC	2.Hooking	02:27	3rd	Chris Calnan	BC	2.Tripping	02:07
2nd	Connor Hurley	ND	2.Slashing	06:50	3rd	Michael Campoli	BC	2.Roughing	08:18

Win-Cal Petersen (9-6-2). Loss-Joe Woll (10-6-1).

Referee's signature

Hockey Game Box Score (Final)
Alaska vs #12 Notre Dame (Dec 31, 2016 at Notre Dame, Ind.)

Alaska (6-13-2, 5-9-2 WCHA) vs. Notre Dame (10-6-2, 5-3-1 HEA)
 Date: Dec 31, 2016 • Location: Notre Dame, Ind. • Arena: Compton Family Arena
 Attendance: 4149 • Start time: 4:05 PM • End time: 6:16 PM • Total time: 2:11

Prd	Time	Team	Scored by	Assists	Vis. on ice	Home on ice	Goals by Period
1.	1st 01:24	ND	EV Dylan Malmquist/4	Anders Bjork/15 Jordan Gross/8	9,15,14,12,32	25,10,3,4,15	Team 1 2 3 Tot UAF 0 0 0 0 ND 1 0 2 5
2.	2nd 04:21	ND	EV Cam Morrison/5	Jordan Gross/9 Dennis Gilbert/6	5,8,9,16,26	26,3,4,18,11	ND 1 0 2 5
3.	2nd 07:09	ND	PP Andrew Ogilvie/7	Bobby Nardella/7 Jake Evans/10	5,8,14,15	15,27,18,22,26	BC 8 5 4 17 ND 11 10 11 32
4.	3rd 14:24	ND	EV Cal Burke/1	Cam Morrison/5 Anders Bjork/17	8,9,14,15,32	11,26,18,3,4	
5.	3rd 18:49	ND	PP Dylan Malmquist/5	Anders Bjork/17 Jordan Gross/11	6,14,24	10,3,4,15,25	

TEAM SUMMARY

#	Alaska	1	2	3	Tot +/-	#	Notre Dame	1	2	3	Tot +/-	
5	Koberstein,Nikolas	0	2	0	2	-1	3	Jordan Gross	0	2	1	3
6	Frye,Zach	0	1	2	3	0	4	Dennis Gilbert	1	0	1	+3
7	Erickson,Justin	0	0	1	1	0	6	Tory Dello	1	0	1	0
8	Woods,Justin	1	1	0	2	-2	8	Ben Ostlie	0	0	1	0
9	Basara,Marcus	1	0	2	3	-3	9	Dawson Cook	0	0	0	0
12	Hinz,Nick	1	0	0	1	-1	10	Anders Bjork	3	1	0	+1
13	Wieth,Austin	0	1	0	1	0	11	Cal Burke	0	1	1	+2
14	Morley,Brandon	0	0	0	0	-2	15	Andrew Ogilvie	1	2	0	+1
15	Van Tetering,Troy	0	0	0	-2	16	LaDouce,James	0	3	0	+2	
26	Cline,Tyler	2	1	2	5	-1	25	Dylan Malmquist	3	0	1	+1
16	Munson,Taylor	1	0	0	1	-1	19	Mike O'Leary	0	1	1	0
18	Mullaly,John	0	0	0	0	0	21	Joe Wegwerth	0	2	0	2
22	Staley,Chad	0	0	1	1	0	22	Andrew Peeke	0	2	1	3
23	LaDouce,James	1	2	1	4	0	24	Luke Ripley	0	0	1	0
27	Leiter,Cotton	2	1	2	5	-1	25	Dylan Malmquist	3	0	1	+1
27	Leiter,Cotton	0	0	1	1	0	26	Cam Morrison	0	2	1	+2
28	Hope,Kyiar	2	2	1	5	0	27	Bobby Nardella	1	3	0	4
32	Thompson,Tristan	1	0	1	2	-2	28	Jack Jenkins	0	0	2	0
39	Heidt,Ross	1	0	1	2	0	29	Bo Brauer	0	0	0	0
29	Jenks,Jesse	dnp					TM TEAM	0	0	0	0	
Totals		11	10	13	34	-15	32	Cale Morris	dnp			
							33	Chad Katanar	dnp			
							Totals	10	18	10	38	

GOALTENDERS

#	Alaska	Dec	Min	GA	1	2	3	Saves	#	Notre Dame	Dec	Min	GA	1	2	3	Saves
30	Jones,Davis	L	58:46	5	9	16	8	33	40	Cal Petersen	W	60:00	0	11	10	13	34
	EMPTY NET		0:14	0	0	0	0	0									

PENALTY SUMMARY

Prd	Player	Team	MinOffense	Time	Prd	Player	Team	MinOffense	Time
1st	Luke Ripley	ND	2.Kneeing	03:31	3rd	Bobby Nardella	ND	2.Hooking	07:14
1st	Mike O'Leary	ND	2.Cross-Checking	08:03	3rd	Erickson,Josh	UAF	2.Hooking	07:14
1st	Erickson,Josh	UAF	2.Charging	11:32	3rd	Jordan Gross	ND	2.Interference	09:06
2nd	Erickson,Josh	UAF	2.Interference	05:59	3rd	Jake Evans	ND	2.Hooking	09:42
2nd	Tory Dello	ND	2.High Sticking	09:25	3rd	Wieth,Austin	UAF	2.Tripping	17:03
2nd	Wieth,Austin	UAF	2.Interference	12:57	3rd	Erickson,Josh	UAF	2.Cross-Checking	18:05

Win-Cal Petersen (10-6-2). Loss-Jones,Davis (1-5-1).

Referee's signature

Hockey Game Box Score (Final)
Alaska vs #12 Notre Dame (Jan 01, 2017 at Notre Dame, Ind.)

Alaska (6-14-2, 5-9-2 WCHA) vs. Notre Dame (11-6-2, 5-3-1 HEA)
 Date: Jan 01, 2017 • Location: Notre Dame, Ind. • Arena: Compton Ice Arena
 Attendance: 4023 • Start time: 2:05 PM • End time: 4:10 PM • Total time: 2:05

Prd	Time	Team	Scored by	Assists	Vis. on ice	Home on ice	Goals by Period
1.	2nd 03:11	ND	EV Jack Jenkins/2	Joe Wegwerth/4 Jordan Gross/12	5,8,13,18,22	28,21,24,6,9	Team 1 2 3 Tot UAF 0 0 0 0 ND 0 4 0 4
2.	2nd 04:15	ND	EV Anders Bjork/14	Dylan Malmquist/10 Anders Bjork/18	5,8,14,15	21,3,10,25,6	ND 0 4 0 4
3.	2nd 04:47	ND	PP Jordan Gross/5	Anders Bjork/18 Dylan Malmquist/11	5,8,14,15	21,3,10,25,6	
4.	2nd 11:35	ND	PP Jake Evans/6	Andrew Ogilvie/11 Andrew Peeke/4	5,6,16,23	18,15,22,26,27	

TEAM SUMMARY

#	Alaska	1	2	3	Tot +/-	#	Notre Dame	1	2	3	Tot +/-	
2	Weiss,Jack	0	0	0	0	0	3	Jordan Gross	2	4	2	8
5	Koberstein,Nikolas	0	0	0	-2	4	Dennis Gilbert	1	0	0	1	
6	Frye,Zach	0	1	1	0	6	Tory Dello	0	2	0	+1	
8	Woods,Justin	1	0	3	4	8	Ben Ostlie	0	1	1	0	
9	Basara,Marcus	0	1	0	1	0	9	Dawson Cook	0	1	0	
12	Hinz,Nick	0	1	1	0	10	Anders Bjork	0	2	0	+1	
13	Wieth,Austin	0	1	2	-1	11	Cal Burke	0	2	1	3	
14	Morley,Brandon	0	0	1	1	0	15	Andrew Ogilvie	1	2	4	
15	Van Tetering,Troy	0	0	0	0	18	Jake Evans	1	3	1	5	
16	Munson,Taylor	1	0	1	2	0	19	Mike O'Leary	1	0	1	0
22	Mullaly,John	0	1	1	2	-2	21	Joe Wegwerth	1	0	1	+1
27	Staley,Chad	0	0	0	-1	22	Andrew Peeke	1	0	1	0	
23	Leier,Kyiar	0	0	1	1	0	24	Luke Ripley	0	0	1	0
24	LaDouce,James	1	1	1	3	-1	25	Dylan Malmquist	0	0	0	+1
26	Cline,Tyler	0	0	1	1	0	26	Cam Morrison	1	0	1	2
27	Leiter,Cotton	0	0	0	0	0	27	Bobby Nardella	1	0	1	0
28	Hope,Kyiar	1	0	0	-1	28	Jack Jenkins	0	1	0	+1	
39	Heidt,Ross	0	1	0	-1	29	Bo Brauer	0	1	0	1	
30	Jones,Davis	dnp				32	Cale Morris	dnp				
Totals		4	5	12	21	-10	33	Chad Katan				

Hockey Game Box Score (Final)
New Hampshire vs #14 Notre Dame (Jan 21, 2017 at Notre Dame, Ind.)

New Hampshire (11-9-4, 6-3-3 HEA) vs. Notre Dame (14-8-3, 7-4-2 HEA)
 Date: Jan 21, 2017 • Location: Notre Dame, Ind. • Arena: Hampton Family Arena
 Attendance: 4652 • Start time: 7:05 PM • End time: 9:12 PM • Total time: 2:07

Prd	Time	Team	Scored by	Assists	Vis. on ice	Home on ice	Goals by Period
1	1st 14:16	ND	EV Dylan Malmquist/6	Anders Bjork/21	26,7,20,5,21	25,10,3,9,22	Team 1 2 3 Tot UNH 0 0 0 0 ND 1 0 2 3
3	3rd 03:54	ND	EV Andrew Peeke/4	Jordan Gross/14	10,11,16,2,6	22,18,15,3,26	Shots by Period Team 1 2 3 Tot UNH 11 7 13 31 ND 14 15 14 43
3	3rd 07:52	ND	EV Jake Evans/8	Andrew Oglevie/14 Cam Morrison/8 Andrew Oglevie/15	16,25,8,27,24	18,26,15,2,24	Power Play Goals-Att (SH) Prd UNH ND 1st 0-0(0) 0-0(0) 2nd 0-1(3) 0-2(7) 3rd 0-2(2) 0-1(2) Total 0-3(5) 0-3(9)

TEAM SUMMARY

#	New Hampshire	1	2	3	OT	+	-	#	Notre Dame	1	2	3	OT	+	-
2	Matias Cleland	0	1	0	1	-	1	2	Tony Bretzman	0	1	0	1	+1	
5	Dylan Chanter	0	0	0	0	-	1	3	Jordan Gross	3	2	1	6	+2	
6	Cameron Marks	0	0	0	0	-	1	4	Dennis Gilbert	0	0	0	0	0	
7	Brendan van Riemsd	2	0	4	6	-	1	6	Tory Dello	0	1	0	3	0	
8	Jamie Hill	0	0	0	0	-	1	9	Dawson Cook	0	0	1	1	+1	
10	Jason Salvaaggio	1	2	3	6	-	1	10	Anders Bjork	2	0	3	5	+1	
11	Michael McNicholas	2	0	1	3	-	1	11	Cal Burke	1	3	0	4	0	
12	Shane Eiserman	0	0	0	0	-	1	12	Felix Holmberg	0	0	0	0	0	
14	Joe Sacco	1	0	0	1	-	1	15	Andrew Oglevie	0	2	1	3	+2	
16	Tyler Kelleher	1	0	1	2	-	2	18	Jake Evans	0	4	3	7	+2	
17	Marcus Vela	1	0	0	1	-	1	19	Mike O'Leary	0	0	0	0	0	
20	Patrick Grasso	2	0	1	3	-	1	21	Joe Wegwerth	0	0	2	2	0	
21	Anthony Wyse	0	1	1	2	-	1	22	Andrew Peeke	0	0	1	1	+2	
22	Ara Nazarian	0	0	0	0	-	1	24	Luke Ripley	1	0	0	1	+1	
24	Nick Nonis	0	0	0	0	-	1	25	Dylan Malmquist	3	2	2	7	+1	
25	Chris Miller	0	2	1	3	-	1	26	Cam Morrison	0	0	0	0	+2	
26	Liam Blackburn	0	1	1	2	-	1	28	Jack Jenkins	2	0	0	2	0	
27	Matt Dawson	1	0	0	1	-	1	29	Bo Brauer	0	0	0	0	0	
TM TEAM		0	0	0	0	-	1	40	Cal Petersen	0	0	0	0	0	
33	Joe Lazzaro	dnp						TM TEAM		0	0	0	0	0	
41	Adam Clark	dnp						32	Cam Morrison	dnp					
Totals		11	7	13	31	-15		33	Chad Kattunar	dnp					

GOALTENDERS

#	New Hampshire	Dec	Min	GA	1	2	3	Saves	#	Notre Dame	Dec	Min	GA	1	2	3	Saves
35	Danny Tirone	L	60:00	3	13	15	12	40	40	Cal Petersen	W	60:00	0	11	7	13	31

PENALTY SUMMARY

Prd	Player	Team	MinOffense	Time	Prd	Player	Team	MinOffense	Time	
1st	Michael McNicholas	UNH	2:Elbowing	19:46	PP	3rd	Anthony Wyse	UNH	2:Roughing	09:24
2nd	Dylan Chanter	UNH	3:Boarding	08:40	PP	3rd	Dylan Chanter	UNH	2:Roughing	09:24
2nd	Tony Bretzman	ND	2:Tripping	1:08	PP	3rd	Luke Ripley	ND	2:Roughing	09:24
2nd	Tory Dello	ND	2:Holding	18:34	PP	3rd	Matt Dawson	UNH	2:Holding	15:32
3rd	Cal Petersen	ND	2:Tripping	04:24	PP					

Win-Cal Petersen (14-8-3). Loss-Danny Tirone (11-7-4).

Referee's signature

Hockey Game Box Score (Final)
#15 Notre Dame vs #13 Boston College (Jan 28, 2017 at Notre Dame, Mass.)

Notre Dame (14-9-3, 7-5-2 HEA) vs. Boston College (17-9-2, 12-3-1 HEA)
 Date: Jan 28, 2017 • Location: Chestnut Hill, Mass. • Arena: Kelley Rink
 Attendance: 7884 • Start time: 7:00 pm • End time: 9:15 pm • Total time: 2:15

Prd	Time	Team	Scored by	Assists	Vis. on ice	Home on ice	Goals by Period
1	1st 01:04	ND	EV Anders Bjork/16	Tory Dello/6	10,6,4,25,9	21,18,15,7,4	Team 1 2 3 Tot ND 2 2 0 4
1	1st 04:58	BC	EV Chris Calnan/4	David Cotton/10	28,24,12,11,2	11,17,18,6,5	Shots by Period Team 1 2 3 Tot ND 9 15 9 33 BC 13 17 14 44
3	3rd 06:10	ND	EV Andrew Oglevie/13	Dennis Gilbert/11	15,4,18,26,6	27,14,12,3,2	Power Play Goals-Att (SH) Prd UNH ND 1st 0-0(0) 0-0(0) 2nd 0-1(4) 0-2(5) 3rd 0-2(4) 0-1(0) Total 0-3(8) 0-3(5)
4	2nd 04:48	BC	EV Chris Brown/7	Casey Fitzgerald/14	26,22,18,15,3	10,5,19,9,6	Penalties-Minutes by Prd Prd UNH ND 1st 1-2 0-0 2nd 1-2 2-4 3rd 3-6 2-4 Total 5-10 4-8
5	2nd 06:35	ND	EV Felix Holmberg/1	Jake Evans/18	12,18,3,12,11	21,12,11,7,4	Three stars: 1. Cal Nanan 2. Andrew Oglevie 3. Casey Fitzgerald
6	2nd 08:36	ND	SH Andrew Oglevie/14	Anders Bjork/22	15,10,24,3	21,19,18,5,2	Officials: Referee:Kevin Shea Referee:Kevin Keenan Linesman:Brendan Blanchard Linesman:Brent Gawlik
7	2nd 15:20	BC	EV Colin White/12	Jordan Gross/16	18,22,19,9,6,4	18,21,15,5,2	
8	3rd 01:59	BC	EV Julius Mattila/5	David Cotton/11	26,18,15,106	26,17,5,11,6	
9	3rd 15:59	BC	EV Chris Calnan/5	Casey Fitzgerald/13	28,21,11,6,4	11,17,26,3,2	
10	3rd 18:53	BC	EN Ryan Fitzgerald/6	David Cotton/12	28,21,15,10,9,3	19,5,9,4	

TEAM SUMMARY

#	Notre Dame	G	A	PI	SH	+	-	#	Boston College	G	A	PI	SH	+	-
2	Tony Bretzman	0	0	0	0	-	1	2	Scott Savage	0	0	0	0	0	2
3	Jordan Gross	0	2	0	6	0	2	3	Luke McNinis	0	0	0	4	0	0
4	Dennis Gilbert	0	2	0	2	0	3	4	Michael Kim	0	0	0	3	1	2
5	Tory Dello	0	1	4	2	-	2	5	Casey Fitzgerald	0	3	2	1	+4	4
9	Dawson Cook	0	0	0	2	-	2	6	Michael Campoli	0	0	0	2	+3	3
10	Anders Bjork	1	1	2	3	0	0	7	Connor Moore	0	0	0	0	-2	0
11	Cal Burke	0	0	0	0	-	1	9	Austin Cangelosi	0	0	0	2	+2	2
12	Felix Holmberg	1	0	0	1	+1	0	10	Chris Brown	1	0	2	4	+1	0
15	Andrew Oglevie	2	0	0	5	-	1	11	Chris Calnan	2	0	0	4	+2	0
18	Jake Evans	0	2	0	4	-	1	12	Mike Booth	0	0	0	2	-2	1
19	Mike O'Leary	0	2	0	0	0	0	14	Zach Walker	0	0	0	0	-1	0
21	Joe Wegwerth	0	0	0	2	0	0	15	JD Dudek	0	1	0	3	0	1
22	Andrew Peeke	0	0	3	-	3	1	17	David Cotton	0	2	2	+3	0	0
24	Luke Ripley	0	0	0	0	0	0	18	Colin White	1	1	2	2	0	1
25	Dylan Malmquist	0	0	0	1	+1	0	19	Ryan Fitzgerald	1	1	0	9	+1	0
26	Cam Morrison	0	0	0	0	-	2	21	Matthew Gaudre	0	1	2	4	-2	0
28	Jack Jenkins	0	0	0	4	-	3	26	Julius Mattila	1	1	0	2	+1	0
29	Bo Brauer	0	0	0	0	0	0	27	Graham McPhee	0	0	0	3	-1	0
31	Cale Morris	dnp						29	Jan Hnilos	dnp					
32	Chad Kattunar	dnp						33	Ryan Edquist	dnp					
Totals		4	8	8	33	-12	14	Totals		6	11	10	44	+9	17

GOALTENDERS

#	Notre Dame	Dec	Min	GA	1	2	3	Saves	#	Boston College	Dec	Min	GA	1	2	3	Saves
40	Cal Petersen	EMPTY NET							31	Joe Woll	W	60:00	4	7	13	9	29

PENALTY SUMMARY

Prd	Player	Team	MinOffense	Time	Prd	Player	Team	MinOffense	Time	
2nd	Tory Dello	ND	2:Hooking	07:36	PP	3rd	Casey Fitzgerald	BC	2:Hooking	10:48
2nd	Chris Brown	BC	2:Hooking	12:31	PP	3rd	Anders Bjork	ND	2:Holding The Stick	10:48
2nd	Tory Dello	ND	2:Tripping	15:20	PP	3rd	Matthew Gaudre	BC	2:Hooking	16:44
3rd	David Cotton	BC	2:High Sticking	02:13	PP	3rd	Colin White	BC	2:Elbowing	18:26
3rd	Mike O'Leary	ND	2:Tripping	10:21	PP					

Win-Joe Woll (13-8-1). Loss-Cal Petersen (14-9-3).
 Notre Dame timeout at 13:43 in the third period.
 Sellout crowd (7884).

Referee's signature

Hockey Game Box Score (Final)
#12 Vermont vs #17 Notre Dame (Feb 03, 2017 at Notre Dame, Ind.)

Vermont (16-8-3, 8-5-2 HEA) vs. Notre Dame (14-9-4, 7-5-3 HEA)
 Date: Feb 03, 2017 • Location: Notre Dame, Ind. • Arena: Compton Family Arena
 Attendance: 4520 • Start time: 7:40 PM • End time: 10:13 PM • Total time: 2:33

Prd	Time	Team	Scored by	Assists	Vis. on ice	Home on ice	Goals by Period
1	1st 05:59	ND	EV Andrew Oglevie/15	Tory Dello/7	26,37,34,25,21	15,6,28,25,4	Team 1 2 3 OT Tot UNH 0 1 3 0 4 ND 2 0 2 0 4
2	1st 16:34	ND	EV Bo Brauer/3	Mike O'Leary/1	20,16,34,9,26	29,19,22,3,12	Shots by Period Team 1 2 3 OT Tot UNH 12 17 12 6 47 ND 10 9 14 1 34
3	2nd 17:50	UMV	EV Brian Bowen/7	Andrew Peeke/8	9,28,15,3,10	19,12,9,3,24	Power Play Goals-Att (SH) Prd UNH ND 1st 0-2(3) 0-1(2) 2nd 0-1(3) 0-2(4) 3rd 1-2(3) 1-2(8) OT 0-0(0) 0-0(0) Total 1-5(9) 1-5(14)
3	2nd 00:30	UMV	PP Rob Hamilton/4	Anthony Petruzzi/4	5,21,17,37,9	18,22,23,28	Penalties-Minutes by Prd Prd UNH ND 1st 1-2 2-4 2nd 3-6 3-6 3rd 2-4 1-2 Total 6-12 6-12
5	3rd 01:52	UMV	EV Ross Colton/10	Mario Puskarch/9	37,15,21,25,3	25,22,3,18,28	Three stars: 1. Jake Evans 2. Ross Colton 3. Andrew Peeke
6	3rd 07:43	UMV	EV Brady Shaw/7	Cal Burke/6	22,26,10,15,28	3,11,18,22,29	Officials: Referee:Stephen McInchak Referee:Chris Federico Linesman:Robert Shintani Linesman:Ed Moberg
7	3rd 16:50	ND	EV Jake Evans/9	Jordan Gross/17	13,19,17,18,15	18,11,3,22,26	
8	3rd 18:47	ND	EX Cam Morrison/7	Jake Evans/19	21,20,18,5	26,18,22,3,15,11	

TEAM SUMMARY

#	Vermont	1	2	3	OT	Tot	+	-	#	Notre Dame	1	2	3	OT	Tot	+	-
3	Mike Lee	0	0	0	0	0	+2		2	Tony Bretzman	0	0	0	0	0		

Hockey Game Box Score (Final) #16 Notre Dame vs Maine (Feb 10, 2017 at Portland, Maine)

Notre Dame (16-9-4, 9-5-3) vs. Maine (10-16-3, 4-12-1)
Date: Feb 10, 2017 • Location: Portland, Maine • Arena: CrossInsurance Arena
Attendance: 4990 • Start time: 7:05pm • End time: 9:15pm • Total time: 2:10

Prd	Time	Team	Scored by	Assists	Vis. on ice	Home on ice	Goals by Period
1.	1st 01:05	ND	EV Jack Jenkins/4	Cal Burke/7 Dennis Gilbert/14	28,11,15,24,27	27,18,12,23,33	Team 1 2 3 Tot ND 2 1 0 3 MAIN 0 0 2 2
2.	1st 06:22	ND	EV Anders Bjork/17	-	10,18,25,23	21,22,34,7,89	
3.	2nd 01:37	ND	EV Andrew Oglevie/17	Dennis Gilbert/15	15,6,11,28,4	18,12,27,25,13	
4.	3rd 12:42	MAIN	EV Brendan Robbins/4	Blaine Byron/17	10,6,26,22,18	22,89,47,18,21	
5.	3rd 19:56	MAIN	EX Nolan Vesey/9	Cam Brown/27	11,3,28,22	13,12,3,2,89,21	

TEAM SUMMARY

#	Notre Dame	1	2	3	Tot	+/-	BI	#	Maine	1	2	3	Tot	+/-	BI
3	Jordan Gross	1	2	0	3	+1	1	2	Patrick Holway	2	1	0	3	0	3
4	Dennis Gilbert	0	0	0	+1	1	3	3	Rob Michel	2	0	1	3	-2	1
6	Tory Dello	1	0	1	2	0	4	5	Ryan Smith	0	1	0	1	0	1
8	Ben Ostlie	0	0	0	0	0	1	12	Chase Pearson	3	1	1	5	-2	2
9	Dawson Cook	0	0	1	1	0	0	13	Nolan Vesey	1	1	4	6	-1	1
10	Anders Bjork	2	1	0	3	0	0	14	Cedric Lacroix	1	0	1	2	0	0
11	Cal Burke	1	0	1	2	+1	1	18	Keith Muehlbauer	0	0	0	-1	2	
12	Felix Holmberg	0	0	0	0	0	0	21	Cam Brown	0	0	0	0	1	
15	Andrew Oglevie	0	3	0	3	+2	1	22	Brendan Robbins	1	0	1	2	0	
18	Jake Evans	2	1	4	0	0	0	23	Sam Becker	0	0	1	-1	0	
19	Mike O'Leary	0	1	0	1	0	0	24	Peter Housakos	0	0	0	0	0	
22	Andrew Peeke	1	0	1	2	0	3	25	Eric Schurhamer	0	1	0	1	-1	
24	Luke Ripley	1	0	1	2	0	1	26	Robin Hoglund	1	0	0	1	0	
25	Dylan Malmquist	0	1	0	1	0	0	27	Patrick Shea	1	1	0	2	-1	
26	Cam Morrison	2	0	2	0	1	1	29	Daniel Perez	0	0	1	1	0	
27	Bobby Nardella	0	1	1	2	0	1	42	Mark Hamilton	0	1	1	0	5	
28	Jack Jenkins	1	0	2	3	+2	0	67	Malcom Hayes	0	1	1	0	0	
29	Bo Brauer	0	0	0	0	0	0	89	Blaine Byron	0	1	1	0	0	
32	Cale Morris	dnp						33	Stephen Mundin	dnp					
33	Chad Katanar							Totals	12	7	12	31	-10	17	

GOALTENDERS

#	Notre Dame	Dec	Min	GA	1	2	3	Saves	#	Maine	Dec	Min	GA	1	2	3	Saves
40	Cal Petersen	W	60:00	2	12	7	10	29	35	Rob McGovern	L	40:00	3	10	8	0	18
									36	Matt Morris		18:54	0	0	0	7	7
										EMPTY NET		1:06	0	0	0	0	0

PENALTY SUMMARY

Prd	Player	Team	MinOffense	Time	Prd	Player	Team	MinOffense	Time		
1st	Ben Ostlie	ND	2.Tripping	07:48	PP	3rd	Sam Becker	Maine	17:22	PP	
1st	Blaine Byron	Maine	2.Interference	09:55	PP	2nd	Luke Ripley	ND	04:56	PP	
2nd	Andrew Peeke	ND	2.Cross-Checking	09:57	PP	3rd	Rob Michel	Maine	2.Contact To The Head	17:50	PP
2nd	Cedric Lacroix	Maine	2.Charging	11:22	PP	3rd	Jake Evans	ND	2.Tripping	18:54	PP
2nd	Mark Hamilton	Maine	2.Cross-Checking	14:44	PP						

Win-Cal Petersen (16-9-4). Loss-Rob McGovern (9-12-3).

Referee's signature

Hockey Game Box Score (Final) #16 Notre Dame vs Maine (Feb 11, 2017 at Orono, ME)

Notre Dame (17-9-4, 10-5-3) vs. Maine (10-17-3, 4-13-1)
Date: Feb 11, 2017 • Location: Orono, ME • Arena: Alford Arena
Attendance: 4392 • Start time: 7:05pm • End time: 9:14pm • Total time: 2:09

Prd	Time	Team	Scored by	Assists	Vis. on ice	Home on ice	Goals by Period
1.	1st 00:26	MAIN	EV Blaine Byron/14	Eric Schurhamer/7 Cam Brown/28	26,18,10,22,3	89,25,3,21,22	Team 1 2 3 Tot ND 0 2 2 4 MAIN 1 1 0 2
2.	2nd 03:03	MAIN	EV Brendan Robbins/5	Blaine Byron/18 Cam Brown/29 Anders Bjork/23	18,26,10,22,3	22,89,2,3,21	
3.	2nd 08:44	ND	PP Jordan Gross/8	Bobby Nardella/11 Bobby Nardella/12	3,18,10,26,27	89,18,47	
4.	2nd 18:41	ND	PP Dylan Malmquist/7	Jordan Gross/18	25,27,11,3,10	21,289,3	
5.	3rd 02:46	ND	EV Dylan Malmquist/8	Dennis Gilbert/16	25,4,6,9,8	67,24,26,18,47	
6.	3rd 16:21	ND	EV Andrew Oglevie/18	Dawson Cook/4 Jake Evans/21 Cal Burke/8	15,4,3,18,22	13,12,2,27,25	

TEAM SUMMARY

#	Notre Dame	1	2	3	Tot	+/-	BI	#	Maine	1	2	3	Tot	+/-	BI
3	Jordan Gross	2	2	0	4	-1	1	2	Patrick Holway	0	2	1	3	0	
4	Dennis Gilbert	2	0	0	2	+2	3	3	Rob Michel	0	1	1	2	+2	
6	Tory Dello	0	3	0	3	+1	1	5	Ryan Smith	1	0	0	1	0	
8	Ben Ostlie	1	0	0	1	+1	1	12	Chase Pearson	0	1	0	-1		
9	Dawson Cook	0	0	0	0	0	1	13	Nolan Vesey	0	1	0	-1		
10	Anders Bjork	1	0	2	3	-2	1	14	Cedric Lacroix	0	0	0	0		
11	Cal Burke	0	2	1	3	0	1	18	Keith Muehlbauer	0	0	0	-1		
12	Felix Holmberg	1	0	1	2	0	1	21	Cam Brown	0	0	0	+2		
15	Andrew Oglevie	0	1	2	3	+1	1	22	Brendan Robbins	0	1	0	+2		
18	Jake Evans	0	2	1	3	-1	1	23	Sam Becker	0	0	1	0		
19	Mike O'Leary	1	0	0	1	0	0	24	Peter Housakos	0	0	0	-1		
22	Andrew Peeke	0	2	3	5	-1	1	25	Eric Schurhamer	1	0	0	1		
24	Luke Ripley	0	0	1	1	0	0	26	Robin Hoglund	0	0	0	-1		
25	Dylan Malmquist	0	2	1	3	+1	1	27	Patrick Shea	1	0	1	2		
26	Cam Morrison	0	1	1	2	0	1	29	Daniel Perez	0	0	1	0		
27	Bobby Nardella	0	1	2	0	0	1	42	Mark Hamilton	1	0	1	-1		
28	Jack Jenkins	2	1	0	3	0	0	67	Malcom Hayes	1	0	1	-1		
29	Bo Brauer	0	1	0	1	0	0	89	Blaine Byron	1	1	3	+2		
32	Cale Morris	dnp						TM TEAM	0	0	0	0	0		
33	Chad Katanar	dnp						33	Stephen Munding	dnp					
	Totals	10	17	13	40	0	0	35	Rob McGovern	dnp					
									Totals	6	8	5	19	0	

GOALTENDERS

#	Notre Dame	Dec	Min	GA	1	2	3	Saves	#	Maine	Dec	Min	GA	1	2	3	Saves
40	Cal Petersen	W	60:00	2	5	7	5	17	36	Matt Morris	L	58:16	4	10	15	11	36
										EMPTY NET		1:44	0	0	0	0	0

PENALTY SUMMARY

Prd	Player	Team	MinOffense	Time	Prd	Player	Team	MinOffense	Time		
1st	Mark Hamilton	Maine	2.Elbowing	05:45	PP	2nd	Tory Dello	ND	2.Hooking	16:24	PP
2nd	Mike O'Leary	ND	2.Roughing	04:47	PP	2nd	Eric Schurhamer	Maine	2.Tripping	17:47	PP
2nd	Robin Hoglund	Maine	2.Charging	08:25	PP	3rd	Tory Dello	ND	2.Cross-Checking	08:50	PP
2nd	Peter Housakos	Maine	2.Tripping	08:25	PP	3rd	TEAM	Maine	2.Too Many Players On Ice	18:54	PP
2nd	Anders Bjork	ND	2.Tripping	14:32	PP						

Win-Cal Petersen (17-9-4). Loss-Matt Morris (1-5-0).

Referee's signature

Hockey Game Box Score (Final) #10 Providence College vs #15 Notre Dame (Feb 17, 2017 at Notre Dame, Ind.)

Providence College (18-9-4, 10-7-2 HEA) vs. Notre Dame (18-9-4, 11-5-3 HEA)
Date: Feb 17, 2017 • Location: Notre Dame, Ind. • Arena: Compton Family Arena
Attendance: 4509 • Start time: 7:40 PM • End time: 10:00 PM • Total time: 2:20

Prd	Time	Team	Scored by	Assists	Vis. on ice	Home on ice	Goals by Period
1.	1st 17:34	ND	EV Jack Jenkins/5	Andrew Oglevie/16 Dennis Gilbert/17	8,5,18,2,9	28,15,4,11,6	Team 1 2 3 Tot PC 0 1 0 1 ND 1 0 3 4
2.	2nd 14:02	PC	EV Florentino, Anthony/9	-	16,22,21,24,11	6,29,12,25,27	
3.	3rd 00:59	ND	EV Cal Burke/3	Tory Dello/8 Dennis Gilbert/18	9,21,10,17,25	11,6,4,28,15	
4.	3rd 14:18	ND	SH Anders Bjork/18	-	12,18,10,26,19	10,22,3,9	
5.	3rd 16:25	PP	Anders Bjork/19	Jake Evans/22	17,5,21,25	10,27,3,18,26	

TEAM SUMMARY

#	Providence College	1	2	3	Tot	+/-	BI	#	Notre Dame	1	2	3	Tot	+/-	BI
2	Desharnais, Vincent	0	2	0	2	-1	1	3	Jordan Gross	0	4	3	7	+1	
5	Mckenzie, Kyle	1	0	1	1	-1	1	4	Dennis Gilbert	1	0	0	+2		
8	Tait, Ryan	3	1	1	5	-1	1	6	Tory Dello	0	2	1	3	+1	
9	Duhaime, Brandon	0	2	0	2	-2	1	8	Ben Ostlie	0	0	0	0		
10	Conway, Scott	1	2	2	5	-2	1	9	Dawson Cook	0	1	0	+1		
11	Rufo, Niko	1	0	0	1	+1	1	10	Anders Bjork	1	0	3	4		
12	Foley, Erik	0	0	0	0	-1	1	11	Cal Burke	1	3	3	7		
15	Wilkins, Josh	0	1	1	2	0	1	12	Felix Holmberg	0	0	0	-1		
16	Florentino, Anthony	0	2	0	2	+1	1	15	Andrew Oglevie	0	0	0	+2		
17	Kavanagh, Shane	0	0	0	0	-1	1	18	Jake Evans	0	1	0	1		
18	Bryson, Jacob	0	0	3	3	-2	1	19	Mike O'Leary	1	0	1	2		
19	Walman, Jake	0	1	1	2	0	1	22	Andrew Peeke	2	1	0	3		



#2 Tony Bretzman

Jr. | F | Mendota Heights, Minnesota
Langley Rivermen (BCHL)

Career Highs

Goals: 1 (2x - vs. UConn 11/1/15)
Assists: 1 (2x - at UMass 12/3/16)
Points: 1 (4x - at UMass 12/3/16)
Multi-point games: n/a
Point Streak: n/a

2016-17 Notes

- Notched an assist in Notre Dame's 3-0 win at UMass (Dec. 3), which was his fourth game of the season.

Bretzman's Career Stats

Season	GP	G	A	Points	Shots	Shot%	Pen-Min	+/-	PPG	SHG	GWG
2014-15	17	1	1	2	8	.125	3-6	-2	0	0	1
2015-16	8	1	0	1	5	.200	2-4	+2	0	0	0
2016-17	11	0	1	1	6	.000	1-2	-1	0	0	0
TOTAL	36	2	2	4	19	.105	6-12	-1	0	0	1



#3 Jordan Gross

JR. | D | Maple Grove, Minnesota
Green Bay Gamblers (USHL)

2016-17 Notes

- Opened the season with a three-point game (1G, 2A) against Arizona State (Oct. 7), tying his career high mark in the 9-2 win.
- Gross has played 112 consecutive games to start his Notre Dame career.
- Notched the third period, game tying goal in Notre Dame's 3-3 tie with Penn State on Oct. 21 (also had an assist in that game).
- Notched a power-play goal in Notre Dame's 5-2 win at Northeastern (Nov. 12).
- Notched a career-high three assists in Notre Dame's 5-0 win over Alaska (Dec. 31) and then added a goal and an assist in the 4-0 game two win over the Nanooks (Jan. 1) for a five-point weekend.
- Had a pair of assists in Notre Dame's 6-4 loss at Boston College (Jan. 28).
- Scored the game winner in Notre

- Dame's 4-1 win over Vermont (Feb. 4).
- Had a power-play goal and an assist in Notre Dame's 4-2 win at Maine (Feb. 11).

Career Highs

Goals: 2 (2x - vs. Northeastern 11/12/15)
Assists: 3 (vs. Alaska 12/31/16)
Points: 3 (2x - Arizona State 10/7/16)
Multi-point games: 20
Point Streak: 9 games
(Dec. 5 - Jan. 23, 2015; 3-8-11)

Gross's Career Stats

Season	GP	G	A	Points	Shots	Shot%	Pen-Min	+/-	PPG	SHG	GWG
2014-15	42	7	21	28	92	.076	7-14	+8	1	0	1
2015-16	37	9	22	31	113	.080	11-30	+15	2	0	1
2016-17	33	8	19	27	132	.061	6-12	+9	5	0	2
TOTAL	112	24	62	86	337	.071	24-56	+32	8	0	4



#4 Dennis Gilbert

So. | D | Buffalo, New York
Chicago Steel (USHL)

Career Highs

Goals: 1 (2x - at BC 12/10/15)
Assists: 2 (8x - vs. Providence 2/18/17)
Points: 2 (9x - vs. Providence 2/18/17)
Multi-point games: 9
Point Streak: 5 games
(Feb. 4 - Feb. 18., 2017; 0-9-9)

2016-17 Notes

- Tied a career high with two assists in Notre Dame's 6-2 win over UConn (Oct. 28).
- Then had a two-assist game in Notre Dame's next contest, a 5-2 win at Northeastern (Nov. 12).
- Also posted a two-assist game in in

Notre Dame's 6-4 loss at Boston College (Jan. 28).

- Notched a pair of assists in Notre Dame's 3-2 win over Maine in Portland (Feb. 10) and added an assist the next night for a three-point weekend.
- Was named the Hockey East Defensive Player of the Week following that sweep of Maine (Feb. 13).
- Had a pair of assists in Notre Dame's 4-1 win over 10th-ranked Providence (Feb. 17) and then also had a pair of assists in game two against Providence (Feb. 18).

Gilbert's Career Stats

Season	GP	G	A	Points	Shots	Shot%	Pen-Min	+/-	PPG	SHG	GWG
2015-16	37	2	8	10	54	.037	17-34	+5	1	0	1
2016-17	33	0	20	20	43	.000	10-20	+26	0	0	0
TOTAL	70	2	28	30	97	.021	27-54	+31	1	0	1



#6 Tory Dello

Rr. | D | Crystal Lake, Illinois
Tri-City Storm (USHL)

Career Highs

Goals: 1 (vs. UConn 10/27/16)
Assists: 2 (vs. Holy Cross 11/25/16)
Points: 2 (vs. Holy Cross 11/25/16)
Multi-point games: 1
Point Streak: 3 games
(Feb. 17-24; 0-3-3)


2016-17 Notes

- Registered his first career point in his first career game by notching an assist on Anders Bjork's game-winning, power-play goal against Arizona State (Oct. 7).

- Notched his first career goal in the 4-2 loss to UConn (Oct. 27).
- Had a career-high two assists in Notre Dame's 5-3 win over Holy Cross in the Shillelagh Tournament.
- Had an assist in both games against 10th-ranked Providence (Feb. 17-18) to help the Irish win the series (1-0-1).
- Had an assist on Ben Ostlie's game-winning goal at No. 5/6 Boston University (Feb. 24).

Dello's Career Stats

Season	GP	G	A	Points	Shots	Shot%	Pen-Min	+/-	PPG	SHG	GWG
2016-17	32	1	10	11	70	.014	22-63	+11	0	0	0
TOTAL	32	1	10	11	70	.014	22-63	+11	0	0	0



#8 Ben Ostlie

Sr. | F | Edina, Minnesota
Omaha Lancers (USHL)

Career Highs

Goals: 1 (3x - at Boston University 2/24/17)
Assists: 1 (3x - vs. Western Michigan 1/8/16)
Points: 1 (6x - at Boston University 2/24/17)
Multi-point games: n/a

2016-17 Notes

- Scored the game-winning goal in Notre Dame's 3-1 win at No. 5/6 Boston University (Feb. 24), marking his first goal since October 17, 2015 (at Penn State).

Ostlie's Career Stats

Season	GP	G	A	Points	Shots	Shot%	Pen-Min	+/-	PPG	SHG	GWG
2013-14	12	0	0	0	10	.000	3-6	-3	0	0	0
2014-15	24	1	2	3	13	.077	2-4	0	0	0	0
2015-16	27	1	1	2	17	.059	2-4	-5	0	0	0
2016-17	23	1	0	1	11	.091	5-10	0	0	0	1
TOTAL	86	3	3	6	51	.059	12-24	-8	0	0	1



#9 Dawson Cook

Jr. | F | Cadillac, Michigan
Green Bay Gamblers (USHL)

Career Highs

Goals: 1 (5x - vs. UMass Lowell 11/18/16)
Assists: 1 (6x - at Maine 2/11/17)
Points: 1 (11x - at Maine 2/11/17)
Multi-point games: n/a
Point Streak: 2 games
(Nov. 28 - Dec. 4, 2015)

2016-17 Notes

- Scored in Notre Dame's 4-1 win over then No. 4/5 UMass Lowell (Nov. 18).

Cook's Career Stats

Season	GP	G	A	Points	Shots	Shot%	Pen-Min	+/-	PPG	SHG	GWG
2014-15	35	1	1	2	11	.091	4-8	-6	0	0	0
2015-16	32	3	1	4	16	.188	2-4	-2	0	0	1
2016-17	32	1	4	5	35	.029	4-8	+5	0	0	0
TOTAL	99	5	6	11	62	.081	10-20	-3	0	0	1



#10 Anders Bjork

Jr. | F | Mequon, Wisconsin
U.S. National U-18 Team

Career Highs

Goals: 2 (7x - vs. Providence 2/17/17)
Assists: 2 (14x - vs. Alaska 12/31/16)
Points: 4 (2x - vs. UConn 10/28/16)
Multi-point games: 23
Point Streak: 10 games
(Nov. 28 - Jan. 23, 2016; 7-8-15)

2016-17 Notes

- Opened the season by scoring two goals and adding an assist in Notre Dame's 9-2 win over Arizona State (Oct. 7).
- The next night against the Sun Devils, posted a career-high four points on two goals and two assists.
- Had the game-winning goal on both wins over Arizona State and was named the Hockey East Player of the Week for his seven-point weekend (Oct. 10).
- Scored a highlight reel goal at Minnesota Duluth (Oct. 14) when he beat the defense and finished with a high wrist shot for his fifth goal of the season.
- Had a pair of assists in Notre Dame's 3-1 win at No. 4 Minnesota Duluth (Oct. 15).
- Posted his second four-point game of the season in Notre Dame's 6-2 win over

- UConn (Oct. 28), including two goals and two assists.
- Finished October with 16 points (7-9-17) and was named the Hockey East Player of the Month.
- Had a goal and two assists to lead Notre Dame past Holy Cross, 5-3, in the opening round of the Shillelagh Tournament (Nov. 25).
- Had two third-period goals in Notre Dame's 5-4 loss at UMass (Dec. 2).
- Scored two goals, including the shorthanded game-winning tally, in Notre Dame's comeback win, 3-2, over then No. 3/4 Boston College (Dec. 10).
- Was named the Hockey East Player of the Week on Dec. 12 following his performance against the Eagles.
- Notched two assists in Notre Dame's 5-0 win over Alaska (Dec. 31) and then added a goal and an assist in the 4-0 game two win over the Nanooks (Jan. 1) for a four-point weekend.
- Scored the third period game winner in Notre Dame's 2-1 win at Merrimack (Jan. 13).
- Bjork's five game-winning goals are the most by a Notre Dame player since 2010-11, when Anders Lee had seven.
- Bjork reached the 25-point plateau in his 15th game of the season, the fastest a Notre Dame player has reached 25 points under Head Coach Jeff Jackson.
- Had a goal and an assist in Notre Dame's 6-4 loss at Boston College (Jan. 28).
- Missed game one (Feb. 3) of the Vermont series due to illness, but returned to the lineup for game two (Feb. 4).
- Named one of five finalists for the 2017 Hockey Humanitarian Award (Feb. 2).
- Had an unassisted goal to put the Irish up 2-0 in an eventual 3-2 victory over Maine (Feb. 10).
- Notched a shorthanded goal and a power-play tally in the third period

- to lift the Irish to a 4-1 win over 10th-ranked Providence (Feb. 17).
- Had an assist in the 3-3 tie versus Providence (Feb. 18) to reach 100-career points, becoming the 51st player in program history to notch at least 100 career points.

Bjork's Career Stats

Season	GP	G	A	Points	Shots	Shot%	Pen-Min	+/-	PPG	SHG	GWG
2014-15	41	7	15	22	74	.095	7-14	-3	1	1	0
2015-16	35	12	23	35	92	.130	4-8	+28	3	0	0
2016-17	32	19	25	44	110	.173	6-12	+16	4	2	5
TOTAL	108	38	63	101	276	.138	17-34	+41	8	3	5



#11 Cal Burke

Fr. | F | Boxborough, Massachusetts
Cedar Rapids RoughRiders (USHL)

Career Highs

Goals: 1 (3x - vs. Providence 2/17/17)
Assists: 2 (vs. UMass Lowell 11/18/16)
Points: 2 (vs. UMass Lowell 11/18/16)
Multi-point games: 1
Point Streak: 5 games;
(Feb. 3 - pres.)

2016-17 Notes

- Opened his Irish career by notching an assist in the first game of the season, a 9-2 win over Arizona State (Oct. 7).
- Posted his first career multi-point game with two assists in Notre Dame's 4-1 win

over UMass Lowell (Nov. 18).

- Scored his first career goal in Notre Dame's 5-0 win over Alaska (Dec. 31).
- Scored the empty net tally to seal Notre Dame's 4-1 win over Vermont (Feb. 4).
- Scored his first career game winner 59 seconds into the third period against 10th-ranked Providence in Notre Dame's 4-1 win (Feb.17).

Burke's Career Stats

Season	GP	G	A	Points	Shots	Shot%	Pen-Min	+/-	PPG	SHG	GWG
2016-17	33	3	8	11	67	.045	4-8	+4	0	0	1
TOTAL	33	3	8	11	67	.045	4-8	+4	0	0	1



#12 Felix Holmberg

Fr. | F | Stockholm, Sweden
AIK J20 (SuperElit)

2016-17 Notes

- Made his Irish debut in Notre Dame's 9-2 season-opening victory over Arizona State (Oct. 7)
- Holmberg is the fifth European to play for the Irish and the third from Stockholm, Sweden (Calle Ridderwall was the last from 2077-11).
- Battled an illness during the middle of the season and then returned to the lineup against New Hampshire (1/20/17).
- Scored his first career goal in Notre Dame's 6-4 loss at Boston College (Jan. 28).

Career Highs

Goals: 1 (at Boston College 1/28/17)
Assists: --
Points: 1 (at Boston College 1/28/17)
Multi-point games: --
Point Streak: --

Holmberg's Career Stats

Season	GP	G	A	Points	Shots	Shot%	Pen-Min	+/-	PPG	SHG	GWG
2016-17	17	1	0	1	8	.125	1-2	-1	0	0	0
TOTAL	17	1	0	1	8	.125	1-2	-1	0	0	0



#15 Andrew Oglevie

So. | F | Fullerton, California
Cedar Rapids RoughRiders

Career Highs

Goals: 2 (2X - at Boston College 1/28/17)
Assists: 2 (5x - vs. New Hampshire 1/21/17)
Points: 3 (3x - at Northeastern 11/12/16)
Multi-point games: 9
Point Streak: 11 games
(Jan. 7 - Feb. 17; 9-5-14)


2016-17 Notes

- Opened the season by tying his career-high point total with three (1G, 2A) in Notre Dame's season-opening 92 win over Arizona State.
- Had a power-play goal and an assist in Notre Dame's 4-3 loss at #4 Minnesota Duluth (Oct. 14).
- Added a power-play goal in Notre Dame's 3-1 win at Minnesota Duluth (Oct. 15).
- Had a goal and two assists in Notre Dame's 5-2 win at Northeastern (Nov. 12).
- Scored the first (and game-winning) goal in Notre Dame's 3-0 win at UMass (Dec. 3).
- Scored the game-tying goal in Notre Dame's 3-2 comeback win over then No. 3/4 Boston College (Dec. 10).
- Had a power-play goal to put the Irish up 3-0 in Notre Dame's 5-0 win over Alaska (Dec. 31).
- Scored the game-tying goal in Notre

- Dame's 2-1 win at Merrimack (Jan. 13).
- Had a goal and an assist in Notre Dame's 4-2 loss at Merrimack (Jan. 14).
- Had a goal and an assist in Notre Dame's 3-0 win over New Hampshire (Jan. 21).
- Had two goals, including his first career shorthanded goal, in Had a pair of assists in Notre Dame's 6-4 loss at Boston College (Jan. 28).
- Had a goal in each game against the Catamounts (Feb. 3-4, 2017), helping lead the Irish to a 1-0-1 weekend.
- Scored in each win over Maine (Feb. 10-11).

Oglevie's Career Stats

Season	GP	G	A	Points	Shots	Shot%	Pen-Min	+/-	PPG	SHG	GWG
2015-16	31	5	4	9	59	.085	4-8	+9	0	0	2
2016-17	33	18	17	35	105	.171	4-8	+18	4	1	2
TOTAL	64	23	21	44	164	.140	8-16	+27	4	1	4



#16 Connor Hurley

Jr. | F | Edina, Minnesota
Green Bay Gamblers (USHL)

Career Highs

Goals: 1 (11x - vs. UConn 10/28/16)
Assists: 3 (vs. UConn 11/1/15)
Points: 3 (2x - vs. Arizona State 10/8/16)
Multi-point games: 12
Point Streak: 3 games
(Oct. 18-25, 2014; 1-4-5)

2016-17 Notes

- Opened the season with a two assist game against Arizona State (Oct. 7).
- Followed with a goal and an two assists in game two versus the Sun Devils (Oct.

- 8), tying his career high with three points in the game.
- Had a goal and an assist in Notre Dame's 6-2 win over UConn (Oct. 28).
- Scored the opening goal and added an assist in Notre Dame's 5-3 win over Holy Cross in the Shillelagh Tournament (Nov. 25).
- Will miss the remainder of the season (undisclosed).

Hurley's Career Stats

Season	GP	G	A	Points	Shots	Shot%	Pen-Min	+/-	PPG	SHG	GWG
2014-15	41	4	10	14	59	.068	3-6	+5	0	0	1
2015-16	36	6	12	18	56	.107	5-10	+7	2	0	0
2016-17	21	4	12	16	26	.154	11-22	+5	0	0	1
TOTAL	98	14	34	48	141	.099	19-38	+17	2	0	2



#17 Peter Mark

Jr. | D | Minneapolis, Minn.
Saint Thomas Academy

Career Highs

Goals: --
Assists: --
Points: --
Multi-point games: --
Point Streak: --

2016-17 Notes

- Joined the Irish for the 2016-17 season after playing the previous two seasons with Notre Dame's club team.

Mark's Career Stats



#18 Jake Evans

Jr. | F | Toronto, Ontario
St. Michael's Buzzers (OJHL)

Career Highs

Goals: 2 (3x - at Boston University 2/24/17)
Assists: 3 (2x - vs. Minnesota 11/6/15)
Points: 3 (5x - at Northeastern 11/12/16)
Multi-point games: 20
Point Streak: 7 games
(Dec. 2-Jan. 7; 4-4-8)

2016-17 Notes

- Had a two assist game at No. 4 Minnesota Duluth (Oct. 14).
- Scored his first career shorthanded goal in Notre Dame's 3-3 overtime tie with Penn State (Oct. 21).
- Had a goal and two assists in Notre Dame's 5-2 win at Northeastern (Nov. 12).
- Scored the second and third (empty net) goals in Notre Dame's 3-0 win at UMass (Dec. 3).
- Had a goal and an assist in Notre Dame's 3-0 win over New Hampshire (Jan. 21).
- Had a pair of assists in Notre Dame's 6-4 loss at Boston College (Jan. 28).
- Had a goal and an assist over the final 3:10 of the third period in Notre Dame's comeback tie over #12 Vermont (Feb. 3).
- Scored a game-tying goal and added an assist in the 3-3 tie versus 10th-ranked Providence (Feb. 18).
- Scored two goals to lead Notre Dame to

a 3-1 win at No. 5/6 Boston University (February 24).

Evans' Career Stats

Season	GP	G	A	Points	Shots	Shot%	Pen-Min	+/-	PPG	SHG	GWG
2014-15	41	7	10	17	63	.111	11-22	+4	1	0	1
2015-16	37	8	25	33	55	.145	9-29	+15	4	0	1
2016-17	33	12	23	35	92	.130	14-39	+14	1	1	0
TOTAL	111	27	58	85	210	.129	34-90	+33	6	1	2



#19 Mike O'Leary

Fr. | F | Halifax, Nova Scotia
 Dubuque Fighting Saints (USHL)

Career Highs

Goals: 1 (vs. Vermont 2/4/17)
 Assists: 1 (vs. Vermont 2/3/17)
 Points: 1 (2 x - vs. Vermont 2/4/17)
 Multi-point games: --

2016-17 Notes

- Made his Notre Dame Debut on Oct. 7 versus Arizona State.
- Had the primary assist on Bo Brauer's first period goal in the 4-4 overtime tie with Vermont, marking his first career point.
- Scored his first career goal against Vermont (Feb. 4), giving the Irish a 3-1

lead in an eventual 4-1 victory.

- Assisted on Ben Ostlie's game winner at No. 5/6 Boston University (February 24).

O'Leary's Career Stats

Season	GP	G	A	Points	Shots	Shot%	Pen-Min	+/-	PPG	SHG	GWG
2016-17	30	1	2	3	17	.059	13-34	+3	0	0	0
TOTAL	30	1	2	3	17	.059	13-34	+3	0	0	0



#21 Joe Wegwerth

So. | F | Brewster, New York
 Cedar Rapids RoughRiders

Career Highs

Goals: 2 (vs. Penn State 10/22/16)
 Assists: 1 (7x - vs. Alaska 1/11/17)
 Points: 2 (vs. Penn State 10/22/16)
 Multi-point games: 1
 Point Streak: 2 games
 (Nov. 28 - Dec. 4, 2015)

2016-17 Notes

- Posted his first career two-goal game against Penn State (Oct. 22), when he scored a pair of power-play goals.
- Added a power-play goal in Notre Dame's 6-2 win over UConn (Oct. 28).
- Scored the third goal in Notre Dame's 3-1 win over Michigan Tech (Jan. 6).
- Scored the third period, game-tying goal in the 2-2 overtime tie versus New Hampshire (1/20/17).
- Injured in the first game of the Vermont series and has been sidelined indefinitely (lower body injury).

Wegwerth's Career Stats

Season	GP	G	A	Points	Shots	Shot%	Pen-Min	+/-	PPG	SHG	GWG
2015-16	30	1	3	4	29	.034	9-18	-4	0	0	0
2016-17	26	6	4	10	46	.130	7-14	+1	3	0	0
TOTAL	56	7	7	14	75	.093	16-32	-3	3	0	0



#22 Andrew Peeke

Fr. | D | Parkland, Florida
Green Bay Gamblers (USHL)

Career Highs

Goals: 1 (at Northeastern 11/12/16)
Assists: 2 (2 x - vs. Vermont 2/3/17)
Points: 2 (4x - vs. Vermont 2/3/17)
Multi-point games: 4
Point Streak: 3 games
(Jan. 1 - Jan. 7, 2017)

2016-17 Notes

- Made his Notre Dame Debut on Oct. 7 versus Arizona State.
- Notched his first career point with an assist in Notre Dame's 6-2 win over UConn (Oct. 28).
- Scored his first career goal in Notre Dame's 5-2 win at Northeastern (Nov. 12).
- Had the game-winning goal and added an assist for his first career multi-point game in Notre Dame's 4-1 win over then fifth-ranked UMass Lowell (Nov. 18).
- Notched a goal and an assist in the third period of Notre Dame's 5-4 loss at UMass (Dec. 2).
- Posted a career-high two assists in Notre Dame's loss to Michigan Tech (Jan. 7).
- Scored the the second goal in Notre Dame's 3-0 win over new Hampshire

(Jan. 21).

- Notched a pair of assists in Notre Dame's 4-4 comeback tie versus Vermont (Feb. 3).

Peeke's Career Stats

Season	GP	G	A	Points	Shots	Shot%	Pen-Min	+/-	PPG	SHG	GWG
2016-17	33	4	9	13	51	.078	6-12	+9	0	0	1
TOTAL	33	4	9	13	51	.078	6-12	+9	0	0	1



#23 Luke Novak

Fr. | F | Waukesha, Wis.
New Jersey Hitmen (USPHL)

Career Highs

Goals: --
Assists: --
Points: --
Multi-point games: --
Point Streak: --

2016-17 Notes

Novak's Career Stats



#24 Luke Ripley

Jr. | D | Kitimat, British Columbia
Powell River Kings (BCHL)

Career Highs

Goals: 1 (3x - vs. Northeastern 3/12/16)
Assists: 1 (12x - at Providence 2/19/16)
Points: 1 (15x - vs. Northeastern 3/12/16)
Multi-point games: n/a
Point Streak: 3 games
(Jan. 31-Feb. 7, 2015; 0-3-3)

2016-17 Notes

Ripley's Career Stats

Season	GP	G	A	Points	Shots	Shot%	Pen-Min	+/-	PPG	SHG	GWG
2014-15	42	2	6	8	32	.062	15-30	+4	0	0	1
2015-16	37	1	6	7	40	.025	18-47	+12	0	0	0
2016-17	31	0	0	0	21	.000	17-34	-3	0	0	0
TOTAL	110	3	12	15	93	.032	50-111	+13	0	0	1



#25 Dylan Malmquist

So. | F | Edina, Minnesota
Edina HS

Career Highs

Goals: 2 (3x - at Maine 2/11/17)
Assists: 2 (4x - vs. Alaska 1/1/17)
Points: 3 (3x - at Minnesota Duluth 10/15/16)
Multi-point games: 8
Point Streak: 2 games
(six times, active streak)

2016-17 Notes

- Had a five-point opening series versus Arizona State, including a goal and an assist in game one (Oct. 7) and a goal and two assists in game two (Oct. 8).
- Had a goal and two assists to lead the Irish to a 3-1 win at fourth-ranked Minnesota Duluth (Oct. 15).
- Notched two goals, including the game winner, in Notre Dame's 5-0 win over Alaska (Dec. 31) and then added two assists in the 4-0 game two win over the Nanooks (Jan. 1) for a four-point weekend.
- Scored the game winner in Notre Dame's 3-0 win over New Hampshire (Jan. 21).
- Scored two goals, including the game winner, in Notre Dame's 4-2 win at Maine (Feb. 11).

Malmquist's Career Stats

Season	GP	G	A	Points	Shots	Shot%	Pen-Min	+/-	PPG	SHG	GWG
2015-16	36	11	6	17	59	.186	7-25	+9	2	0	2
2016-17	33	8	13	21	58	.138	9-18	+5	3	0	3
TOTAL	69	19	19	38	117	.162	16-43	+14	5	0	5



#26 Cam Morrison

Fr. | F | Aurora, Ontario
Youngstown Phantoms (USHL)

Career Highs

Goals: 1 (8x - vs. Providence 2/18/17)
Assists: 2 (vs. Arizona State 10/7/16)
Points: 2 (4x - vs. Alaska 12/31/16)
Multi-point games: 4
Point Streak: 3 games
(Dec. 3 - Dec. 31, 2016; 1-3-4)

2016-17 Notes

- Posted two assists in his first career game, a 9-2 Notre Dame win over Arizona State (Oct. 7).
- Scored his first career goal and added an assist for a two point game in a 4-3 loss at Minnesota Duluth (Oct. 14).

- Scored a goal in Notre Dame's 6-2 win over UConn (Oct. 28).
- Had the game-winning goal (first of his career) and added an assist in Notre Dame's 5-2 comeback win at Northeastern (Nov. 12).
- Notched a goal and an assist in Notre Dame's 5-0 win over Alaska (Dec. 31).
- Scored the game-tying goal with 1:13 to play in the third period in Notre Dame's 4-4 comeback tie versus Vermont (Feb. 3).
- Scored the third period, game-tying goal in a 3-3 tie versus 10th-ranked Providence (Feb. 18).

Morrison's Career Stats

Season	GP	G	A	Points	Shots	Shot%	Pen-Min	+/-	PPG	SHG	GWG
2016-17	33	8	9	17	64	.125	4-8	+4	3	0	1
TOTAL	33	8	9	17	64	.125	4-8	+4	3	0	1



#27 Bobby Nardella

So. | D | Rosemont, Illinois
Tri-City Storm (USHL)

Career Highs

Goals: 2 (vs. Arizona State 10/7/16)
Assists: 2 (5x - at Maine 2/11/17)
Points: 3 (3x - at UMass 12/2/16)
Multi-point games: 8
Point Streak: 6 games
(Jan. 2-23; 2-10-12)

2016-17 Notes

- Opened the season with a career-high two goals in Notre Dame's 9-2 win over Arizona State (Oct. 7).
- Had a goal and two assists in the third period of Notre Dame's 5-4 loss at UMass (Dec. 2).
- Injured in the first game of the

Merrimack series and missed six game (lower body injury) before returning for the Maine series (Feb. 10).

- Posted two assists in Notre Dame's 4-2 win at Maine (Feb. 11).
- Had a game-tying, power-play goal against 10th-ranked Providence in the 3-3 overtime tie (Feb. 18).

Nardella's Career Stats

Season	GP	G	A	Points	Shots	Shot%	Pen-Min	+/-	PPG	SHG	GWG
2015-16	35	4	20	24	69	.058	9-18	+9	1	0	1
2016-17	27	6	13	19	71	.085	8-24	+7	4	0	0
TOTAL	62	10	33	43	140	.071	17-42	+16	5	0	1



#28 Jack Jenkins

So. | F | Lake Bluff, Illinois
 Fargo Force (USHL)

Career Highs

Goals: 1 (7x - vs. Providence 2/17/17)
 Assists: 1 (5x - vs. New Hampshire 1/20/17)
 Points: 1 (12x - vs. Providence 2/17/17)
 Multi-point games: n/a
 Point Streak: 2 games
 (Feb. 12-13, 2016; 1-1-2)

2016-17 Notes

- Notched his first goal of the season in Notre Dame's 6-2 win over UConn (Oct. 28).
- Scored the game winner in Notre Dame's 4-0 win over Alaska (Jan. 1), his

second career game winner.

- Then scored the game winner in Notre Dame's next game, a 3-1 victory over Michigan Tech (Jan. 6).
- Assisted on Anders Bjork's third period game winner in Notre Dame's 2-1 victory at Merrimack (Jan. 13).
- Scored the opening goal in Notre Dam's 3-2 win over Maine (Feb. 10).
- Also scored the opening goal in Notre Dame's 4-1 win over 10th-ranked Providence (Feb. 17).

Jenkins' Career Stats

Season	GP	G	A	Points	Shots	Shot%	Pen-Min	+/-	PPG	SHG	GWG
2015-16	28	2	2	4	28	.071	1-2	-1	0	0	1
2016-17	29	5	3	8	70	.071	2-4	0	0	0	2
TOTAL	57	7	5	12	98	.071	3-6	-1	0	0	3



#29 Bo Brauer

Jr. | F | Edina, Minnesota
 Naniamo Clippers (BCHL)

Career Highs

Goals: 2 (vs. Arizona State 10/7/16)
 Assists: n/a
 Points: 2 (vs. Arizona State 10/7/16)
 Multi-point games: 1
 Point Steak: n/a

2016-17 Notes

- Scored the first two goals of his career in Notre Dame's season-opening 9-2 win over Arizona State (Oct. 7).
- Score Notre Dame's second goal in the 4-4 overtime tie with Vermont (Feb. 3).

Brauer's Career Stats

Season	GP	G	A	Points	Shots	Shot%	Pen-Min	+/-	PPG	SHG	GWG
2014-15	2	0	0	0	1	.000	1-2	0	0	0	0
2015-16	1	0	0	0	-	-	0-0	0	0	0	0
2016-17	19	3	0	3	9	.333	3-14	0	1	0	0
TOTAL	22	3	0	3	-	-	4-16	0	1	0	0



#32 Cale Morris

Fr. | G | Larkspur, Colorado
Waterloo Black Hawks (USHL)

Career Highs

Saves: 7 (vs. Arizona State 10/7/16)

Goals Against: 1

Shutouts: n/a

2016-17 Notes

- Made his first career appearance in Notre Dame's season-opening 9-2 win over Arizona State (Oct. 7) when he played the third period.

Morris' Career Stats

Goalie	GP-GS	Minutes	GA	GAAvg	Saves	Save%	W	L	T	Sho	PPG	SHG
2016-17	1-0	19:43	1	3.04	7	.875	0	0	0	0.0	0	0
TOTAL	1-0	19:43	1	3.04	7	.875	0	0	0	0.0	0	0

Cale Morris 2016-17 Game-by-Game

Date	Opponent	Score	Minutes	GA	GAAvg	Saves	Save%	W	L	T	PP	SH	EN	PN	SO
Oct 07, 2016	ARIZONA STATE	9-2	19:43	1	3.04	7	.875	0	0	0	0	0	0	0	0
Totals			19:43	1	3.04	7	.875	0	0	0	0	0	0	0	0



#33 Chad Katunar

Sr. | G | Victoria, British Columbia
Penticton Veeps (BCHL)

Career Highs

Saves:

- 35 (vs. Union 11/28/14)

Assists: n/a

Goals Against: 5 (at UMass 12/5/14)

Shutouts: n/a

2016-17 Notes

Katunar's Career Stats

Goalie	GP-GS	Minutes	GA	GAAvg	Saves	Save%	W	L	T	Sho	PPG	SHG
2013-14	5-3	178:03	7	2.36	52	.881	2	1	0	0.0	2	0
2014-15	15-11	737:08	37	3.01	329	.899	5	3	2	0.0	8	2
2015-16	2-0	13:37	0	0.00	4	1.000	0	0	0	0.0	0	0
TOTAL	22-14	928:48	44	2.84	385	.897	7	4	2	0.0	10	2



#40 Cal Petersen
 Jr. | G | Waterloo, Iowa
 Waterloo Black Hawks (USHL)

Career Highs

Saves:

- 87 (L, 4-3 in 5 OT vs. UMass 3/6/15)*
- 55 (W, 3-1 vs. BC 2/28/15)
- 49 (T, 1-1 at Denver 1/1/16)
- 44 (W, 3-2 at BU 2/21/15)
- * - *NCAA Record*

Assists: 1 (vs. Vermont 2/4/16)

Goals Against: 6

- at UMass Lowell (3/15/15)

- vs. Northeastern (3/12/16)

Shutouts: 9

1. vs. Niagara | 10/25/14 (23 saves)
2. at UMass | 12/6/14 (14 saves)
3. vs. Providence College | 2/13/15 (38 saves)
4. vs. UMass | 3/8/15 (23 saves)
5. vs. Boston University | 2/27/16 (39 saves)
6. vs. Northeastern | 11/13/16
 (16 saves in a two-period game)
7. at UMass | 12/3/16 (22 saves)
8. vs. Alaska | 12/31/16 (34 saves)
9. vs. Alaska | 1/1/17 (21 saves)
10. vs. New Hampshire | 1/21/17 (31 saves)

2016-17 Notes

- Stopped 27 of the 28 shots he faced in Notre Dame's 3-1 win at fourth-ranked Minnesota Duluth (Oct. 15).
- Made 29 saves in Notre Dame's 3-3 overtime tie with Penn State (Oct. 21).
- Stopped all 16 shots he faced in Notre Dame's two period tie with Northeastern (Nov. 13) to record his sixth career shutout.
- Made a then season-high 31 saves against UMass Lowell (Nov. 17).
- Stopped all 22 shots he faced to post his second shutout of the season and the seventh of his career in Notre Dame's 3-0 win at UMass (Dec. 3).
- Made a season-high 34 saves in Notre

Dame's 5-0 win over Alaska for his eighth-career shutout (Dec. 31).

- Followed that up by stopping all 21 shots he faced in game two versus Alaska (Jan. 1) for his first career back-to-back shutouts.
- Named the Hockey East Co-Defensive Player of the Week following the shutouts against the Nanooks (Jan. 2).
- From Dec. 10 - Jan. 6, Petersen went 207:10 without allowing a goal, which is the second longest shutout streak in program history.
- Stopped 21 of the 22 shots he faced in Notre Dame's 2-1 win at Merrimack (Jan. 13).
- Stopped all 31 shots he faced in Notre Dame's 3-0 win over New Hampshire (Jan. 21).
- Stopped 31 of the 32 shots he faced in Notre Dame's 4- win over Vermont and recorded his first career assist on Cal Burke's empty net goal.
- Stopped 33 of the 34 shots he faced to lead the Irish to a 4-1 win over 10th-ranked Providence (Feb. 17).
- Helped the Irish to a 1-0-1 weekend against Providence, including stopping 33 of 34 shots in game one and totaling 39 saves in game two (Feb. 17-18).

Cal Petersen 2016-17 Game-by-Game

Date	Opponent	Score	Minutes	GA	GAAvg	Saves	Save%	W	L	T	PP	SH	EN	PN	SO
Oct 07, 2016	ARIZONA STATE	9-2	39:41	1	1.51	10	.909	1	0	0	0	0	0	0	0
Oct 08, 2016	ARIZONA STATE	4-2	59:34	2	1.81	23	.917	2	0	0	1	0	0	0	0
Oct 14, 2016	at Minnesota Duluth	3-4	58:26	4	2.66	28	.897	2	1	0	1	0	0	0	0
Oct 15, 2016	at Minnesota Duluth	3-1	59:25	1	2.21	27	.917	3	1	0	0	0	0	0	0
Oct 21, 2016	PENN STATE	3-3	64:39	3	2.34	29	.914	3	1	1	1	0	0	0	0
Oct 22, 2016	PENN STATE	2-3	61:17	3	2.45	30	.913	3	2	1	0	0	0	0	0
Oct 27, 2016	UCONN	2-4	59:21	3	2.53	21	.908	3	3	1	1	0	0	0	0
Oct 28, 2016	UCONN	6-2	60:00	2	2.47	30	.912	4	3	1	1	0	0	0	0
Nov 12, 2016	at Northeastern	5-2	60:00	2	2.41	23	.913	5	3	1	2	0	0	0	0
Nov 13, 2016	at Northeastern	0-0	39:52	0	2.24	16	.919	5	3	2	0	0	0	0	0
Nov 17, 2016	UMASS LOWELL	1-4	59:50	3	2.31	31	.918	5	4	2	0	0	0	0	0
Nov 18, 2016	UMASS LOWELL	4-1	60:00	1	2.20	21	.920	6	4	2	0	0	0	0	0
Nov 25, 2016	HOLY CROSS	5-3	59:49	3	2.26	17	.916	7	4	2	1	0	0	0	0
Nov 26, 2016	CLARKSON	0-2	59:23	2	2.25	25	.917	7	5	2	0	0	0	0	0
Dec 2, 2016	at Massachusetts	4-5	59:28	5	2.44	19	.909	7	6	2	3	0	0	0	0
Dec 3, 2016	at Massachusetts	3-0	59:56	0	2.28	22	.914	8	6	2	0	0	0	0	0
Dec 10, 2016	BOSTON COLLEGE	3-2	60:00	2	2.26	15	.913	9	6	2	2	0	0	0	0
Dec 31, 2016	ALASKA	5-0	60:00	0	2.13	34	.919	10	6	2	0	0	0	0	0
Jan 01, 2017	ALASKA	4-0	59:56	0	2.02	21	.923	11	6	2	0	0	0	0	0
Jan 06, 2017	MICHIGAN TECH	3-1	60:00	1	1.96	27	.925	12	6	2	1	0	0	0	0
Jan 07, 2017	MICHIGAN TECH	2-4	59:47	4	2.06	30	.922	12	7	2	0	0	0	0	0
Jan 13, 2017	at Merrimack	2-1	60:00	1	2.01	21	.924	13	7	2	1	0	0	0	0
Jan 14, 2017	at Merrimack	2-4	58:23	3	2.06	24	.922	13	8	2	1	0	0	0	0
Jan 20, 2017	NEW HAMPSHIRE	2-2	64:49	2	2.05	26	.922	13	8	3	1	0	0	0	0
Jan 21, 2017	NEW HAMPSHIRE	3-0	60:00	0	1.97	31	.926	14	8	3	0	0	0	0	0
Jan 28, 2017	at Boston College	4-6	58:48	5	2.09	38	.923	14	9	3	0	0	0	0	0
Feb 03, 2017	VERMONT	4-4	64:48	4	2.15	43	.923	14	9	4	1	0	0	0	0
Feb 04, 2017	VERMONT	4-1	60:00	1	2.11	31	.925	15	9	4	0	0	0	0	0
Feb 10, 2017	at Maine	3-2	60:00	2	2.11	29	.925	16	9	4	1	0	0	0	0
Feb 11, 2017	at Maine	4-2	60:00	2	2.11	17	.924	17	9	4	0	0	0	0	0
Feb 17, 2017	PROVIDENCE COLLEGE	4-1	60:00	1	2.07	33	.926	18	9	4	0	0	0	0	0
Feb 18, 2017	PROVIDENCE COLLEGE	3-3	65:00	3	2.09	39	.926	18	9	5	0	0	0	0	0
Feb 24, 2017	at Boston University	3-1	59:49	1	2.06	37	.928	19	9	5	0	0	0	0	0
Totals			1952:01	67	2.06	868	.928	19	9	5	19	0	0	0	0

Petersen's Career Stats

Goalie	GP-GS	Minutes	GA	GAAvg	Saves	Save%	W	L	T	Sho	PPG	SHG
2014-15	33-31	1891:36	79	2.51	892	.919	13	16	3	4.0	19	2
2015-16	37-37	2231:52	82	2.20	1049	.927	19	11	7	1.0	22	0
2016-17	33-33	1952:01	67	2.06	868	.928	19	9	5	5.0	19	0
TOTAL	103-101	6075:29	228	2.25	2809	.925	51	36	15	10.0	60	2

Notre Dame's Career Goaltending Records

Goals-Against Average

1. Jordan Pearce (2005-09)	1.98
2. Steven Summerhays (2010-14)	2.19
3. Cal Petersen (2014-)	2.25
4. David Brown (2003-07)	2.32
5. Mike Johnson (2009-13)	2.62
6. Morgan Cey (2001-05)	2.79

Save Percentage

1. Cal Petersen (2014-)	.925
2. Jordan Pearce (2005-09)	.918
3. David Brown (2003-07)	.916
4. Steven Summerhays (2010-14)	.914
5. Morgan Cey (2001-05)	.912
6. Mike Johnson (2009-13)	.901

Saves

1. Lance Madson (1986-90)	3,519
2. Morgan Cey (2001-05)	3,146
3. Matt Eisler (1994-98)	2,892
4. Cal Petersen (2014-)	2,809

Minutes Played

5. Dick Tomasoni (1968-72)	2,756
6. Lee Moher (1974-78)	2,730
7. David Brown (2003-07)	2,662
8. Dave Laurion (1978-82)	2,600
9. Bob McNamara (1979-83)	2,577
10. Mark Kronholm (1970-74)	2,566

Minutes Played

1. Lance Madson (1986-90)	6,900:19
2. Morgan Cey (2001-05)	6,465:04
3. David Brown (2003-07)	6,326:14
4. Matt Eisler (1994-98)	6,276:30
5. Cal Petersen (2014-)	6,075:29
6. Steven Summerhays (2010-14)	5,910:45
7. Greg Louder (1990-94)	5,521:56
8. Jordan Pearce (2005-09)	5,506:02
9. Dave Laurion (1978-82)	5,485:00
10. Mike Johnson (2009-13)	5,390:42

Games Played

1. Lance Madson (1986-90)	115
2. Morgan Cey (2001-05)	112
3. David Brown (2003-07)	111
3. Matt Eisler (1994-98)	111
5. Steven Summerhays (2010-14)	106
6. Greg Louder (1990-94)	103
6. Cal Petersen (2014-)	103
8. Mike Johnson (2009-13)	99
9. Jordan Pearce (2005-09)	94
10. Dave Laurion (1978-82)	91

Shutouts

1. Steven Summerhays (2010-14)	13
2. David Brown (2003-07)	12
2. Jordan Pearce (2005-09)	12
4. Cal Petersen (2014-)	10
5. Morgan Cey (2001-05)	6
6. Mark Kronholm (1970-74)	4

Notre Dame's Single-Season Goaltending Records

Goals-Against Average

1. David Brown (2006-07)	1.58
2. Jordan Pearce (2008-09)	1.68
3. Steven Summerhays (2012-13)	2.01
Steven Summerhays (2013-14)	2.01
5. Jordan Pearce (2007-08)	2.04
6. Cal Petersen (2016-17)	2.06
7. Cal Petersen (2015-16)	2.20
8. David Brown (2003-04)	2.32

Save Percentage

1. Jordan Pearce (2008-09)	.9312
2. David Brown (2006-07)	.9305
3. Cal Petersen (2016-17)	.928
4. Cal Petersen (2015-16)	.927
5. David Brown (2003-04)	.925
6. Morgan Cey (2003-04)	.924

Saves

1. Lance Madson (1988-89)	1,288
2. Mark Kronholm (1973-74)	1,113
3. Morgan Cey (2002-03)	1,054
4. Cal Petersen (2015-16)	1,049
5. Mark Kronholm (1972-73)	980
6. Lance Madson (1989-90)	968
7. Greg Louder (1990-91)	935
8. Morgan Cey (2001-02)	927
9. Jordan Pearce (2007-08)	925
10. Steven Summerhays (2013-14)	912

Percent of Team Minutes Played

1. Cal Petersen (2015-16)	98.6%
2. Cal Petersen (2016-17)	98.5%
3. Greg Louder (1990-91)	98.3%
4. Morgan Cey (2002-03)	97.9%
5. Jordan Pearce (2008-09)	96.2%

Minutes Played

1. Jordan Pearce (2007-08)	2,558
2. David Brown (2006-07)	2,390
3. Jordan Pearce (2008-09)	2,326
4. Steven Summerhays (2013-14)	2,234
5. Cal Petersen (2015-16)	2,231
6. Lance Madson (1988-89)	2,213
7. Forrest Karr (1998-99)	2,161
8. Morgan Cey (2002-03)	2,136
9. Mike Johnson (2010-11)	2,087
10. Steven Summerhays (2012-13)	2,086

NCAA Records Book

Consecutive Goaltender Starts (NCAA DI)

1. Ben Scrivens, Cornell (2007-10)	104
2. David McKee, Cornell (2004-06)	102
3. Andrew Volkening, Air Force (2007-10)	97
4. Cal Petersen, Notre Dame (2014 -)	83
5. John Muse, Boston College (2008-09)	81
6. Andy Illes, Cornell (2011-14)	80
6. Dan Murphy, Clarkson (1994-98)	80
8. John Lothrub, Minnesota (1964-66)	78
9. Joe Cannata, Merrimack (2009-12)	77
10. Brant Nicklin, Minn. Duluth (1996-98)	76

Consecutive Goaltender Games Played (NCAA DI)

1. Dan Murphy, Clarkson (1994-98)	122
2. Andrew Volkening, Air Force (2007-10)	119
3. Ben Scrivens, Cornell (2007-10)	104
4. David McKee, Cornell (2004-06)	102
5. Cal Petersen, Notre Dame (2014 -)	84
6. John Muse, Boston College (2008-09)	81
7. Andy Illes, Cornell (2011-14)	80
8. John Lothrub, Minnesota (1964-66)	78
9. Joe Cannata, Merrimack (2009-12)	77
10. Brant Nicklin, Minn. Duluth (1996-98)	76