

2010-11 SCHEDULE

November		
Sun. 14	VMI	L, 77-94
Wed. 17	at Loyola (Md.) (MASN-TV)	L, 72-83
Sat. 20	CENTRAL CONNECTICUT STATE	L, 74-82
Tue. 23	at Coppin State	L, 69-71, OT
Sat. 27	at Duquesne	L, 69-101
Tue. 30	at Penn	L, 59-71
December		
Fri. 3	at Univ. of Connecticut (MASN-TV)	L, 61-94
Wed. 8	at Rider	L, 39-81
Sat. 11	TOWSON	L, 77-86
Tue. 14	AMERICAN (MASN-TV)	L, 53-66
Sat. 18	at Morgan State	L, 62-75
Wed. 22	at Notre Dame	7:30
Thu. 30	NIAGARA	7:00
January		
Sun. 2	STONY BROOK*	5:00
Sat. 8	MAINE*	2:00
Wed. 12	at Binghamton*	7:00
Sat. 15	at Vermont*	1:00
Mon. 17	BOSTON U.*	7:00
Thu. 20	at Hartford*	7:00
Sun. 23	at New Hampshire*	1:00
Wed. 26	ALBANY*	7:00
Mon. 31	at Stony Brook*	7:00
February		
Thu. 3	BINGHAMTON* (MASN-TV)	7:30
Sun. 6	at Maine*	2:00
Wed. 9	VERMONT*	7:00
Sat. 12	NEW HAMPSHIRE*	7:00
Tue. 15	at Boston U.*	7:30
Sat. 19	HARTFORD*	7:00
Wed. 23	at Albany*	7:00
March		
Fri. 4-Su. 6	America East Tournament at Hartford	TBD
Sat. 12	America East Championship	TBD
All games broadcast on Fox 1370 Sports Radio- www.fox1370.com		
All home games streamed on www.umbcretrievers.tv .		



GAME 12

UMBC (0-11) at Notre Dame (10-1)
Wednesday, December 22, 2010
Purcell Pavilion at Joyce Center, South Bend, Ind.
Fox 1370 Sports Radio (Paul Mittermeier)

PROBABLE STARTERS

No.	Name	Cl.	Pos.	Ht.	Hometown	GP/GS	Pts.	Rebs.	FG%
1	Bakari Smith	Sr.	G	6-3	Silver Spring, Md.	11/4	1.1	1.0	.188
10	Chris De La Rosa	Jr.	G	5-10	Washington Hts., N.Y.	11/10	14.6	6.8a	.362
11	Travis King	Gr.	G	6-2	New Haven, Conn.	11/11	12.8	2.5	.565
20	Adrian Satchell	So.	F	6-5	Windsor, Conn.	11/7	4.5	3.0	.548
30	Justin Fry	Gr.	F	6-10	New Bloomfield, Pa.	11/11	7.6	5.6	.393

OFF THE BENCH

No.	Name	Cl.	Pos.	Ht.	Hometown	GP/GS	Pts.	Rebs.	FG%
3	Jamar Wertz	Fr.-r	G	6-3	Suffolk, Va.	11/0	4.5	2.1	.340
5	Nick Groce	So.	G	5-11	Upper Marlboro, Md.	--	--	--	--
22	Chase Plummer	Fr.	F	6-6	Elizabeth, N.J.	11/4	6.7	3.2	.411
25	Matt Conway	Fr.	F	6-7	Sarasota, Fla.	6/0	0.3	0.5	.125
31	Brian Neller	So.	G	6-4	Red Bank, N.J.	11/0	4.3	0.4	.258
34	Jake Wasco	Jr.	F/C	6-8	Philadelphia, Pa.	10/0	0.8	1.4	.500
55	Laurence Jolicoeur	Gr.	F	6-9	Queens, N.Y.	11/8	7.6	4.5	.361

SET THE SCENE: UMBC will face its second nationally-ranked Big East opponent of the season, when the Retrievers make their first visit to No. 20/22 Notre Dame on Wednesday, Dec. 22. Fans can catch all the action on Fox 1370 Sports Radio (www.fox1370.com) with Paul Mittermeier on the call, beginning with the pregame show at 7:20 p.m.

RETRIEVER UPDATE: After holding American University below 40 percent shooting from the field, UMBC slipped back and host Morgan State hit 23 of 38 shots (60.5 percent) in a 75-62 win on Dec. 18. In both games, UMBC trailed by 20+ points, trimmed deficits to single digits before succumbing down the stretch. Junior guard **Chris De La Rosa** (team-high 14.6 ppg) had an outstanding week, averaging 19.0 points and 8.0 assists per game.

IRISH UPDATE: Notre Dame is off to a 10-1 start, including wins over America East favorites Maine (97-72) and, most recently, Stony Brook (88-62). The Irish feature eight players at 6-foot-8 or taller, including forward Tim Abromaitis, who averages 15.6 points and a team-high 7.2 rebounds per outing. Guard **Ben Hansbrough** leads a potent and balanced attack with 15.8 points per game. Baltimore-area freshman **Eric Atkins** (Mount St. Joseph) has played in all 11 games and the guard averages 7.0 points per game.

WHO'S UP NEXT: UMBC plays its final game of the 2010 calendar year and ultimate non-conference game on Dec. 30, when they host Niagara (7:05 p.m.). The Retrievers open America East play by hosting Stony Brook on Sunday, Jan. 2 at 5:05 p.m.

TALE OF THE TAPE

ND	STATISTICS	UMBC
80.3	Scoring Average	64.7
64.5	Scoring Defense	82.2
+15.8	Scoring Margin	-17.5
.457	FG%	.393
.394	FG% Defense	.501
.379	3-FG%	.308
.335	3-FG% Defense	.404
.734	FT%	.675
41.2	Rebound Average	32.1
32.0	Rebounds Against Average	37.3
+9.2	Rebound Margin	-5.2
10.5	Turnovers	15.4
10.3	Turnovers Forced	14.0
-0.2	Turnover Margin	-1.4
1.8	Assist-to-Turnover Ratio	0.8

2010-11 AMERICA EAST STANDINGS

(through Dec. 20, 2010)

TEAM	AE	PCT.	OVERALL	PCT.
Vermont	0-0	.000	7-3	.778
New Hampshire	0-0	.000	5-5	.625
Albany	0-0	.000	6-6	.455
Maine	0-0	.000	5-5	.444
Stony Brook	0-0	.000	4-6	.444
Boston U.	0-0	.000	4-7	.364
Binghamton	0-0	.000	3-6	.250
Hartford	0-0	.000	2-8	.200
UMBC	0-0	.000	0-11	.000

ATHLETIC COMMUNICATIONS

Men's Basketball Contact:Steve Levy
 Office Phone: 410-455-2197
 Cell Phone: 410-382-2598
 Fax: 410-455-3994
 Press Row: 410-455-3840
 Email: slevy@umbc.edu

ALL-TIME SERIES VS. NOTRE DAME: MEETING NO. 1

Last Meeting: N/A
 First Meeting: Dec. 22, 2010
 UMBC's last win: N/A
 Streak: N/A
 Series Record: 0-0
 Series Record at Notre Dame: 0-0
 Last Meeting at Notre Dame: N/A
 UMBC's Last Win at Notre Dame: N/A

QUICK FACTS

Location: Baltimore, Maryland
 Enrollment: 13,000
 Founded: 1966
 President: Dr. Freeman Habowski
 School Colors: Black and Gold
 Nickname: Retrievers
 Home Court: RAC (Retriever Activities Center) Arena
 Capacity: 3,824
 Affiliations: NCAA I, ECAC
 Conference: America East
 NCAA Faculty Rep.: Dr. Marvin Mandell
 Director of Athletics: Dr. Charles Brown
 Department Phone: (410) 455-2126
 Director of Sports Medicine: Cindy Kubiet

COACHING STAFF

Head Coach: Randy Monroe,
 Seventh Season at UMBC
 Alma Mater: Cheyney (Pa.) University, 1987
 Career Record: 76-115
 Record at UMBC: Same
 Assistant Coaches:
 Nate Stewart, 5th year, Roanoke, 2003
 Aki Thomas, 4th year, Howard, 2001
 John Zito, 3rd year, UMBC, 2006
 Basketball Office Phone: 410/455-2864
 Strength/Conditioning Coach: Fred Cantor

MEN'S BASKETBALL TEAM FACTS

2009-10 Record: 4-26
 2009-10 America East Record/Finish: 3-13/8th
 Letterwinners Returning: Six
 Letterwinners Lost: Four
 Starters Returning: Three
 Starters Lost: Two
 Eligible Red-Shirts and Newcomers: Six
 All-Time Record: 477-683 (43+ years)
 All-Time Division Record: 284-414 (24+ years)
 NCAA Tournament Appearances: Three
 (NCAA Div. II-1978-79, 1979-80)
 (NCAA Division I, 2007-08)

Website: www.umbcretrievers.com

RETRIEVER MEDIA SERVICES

The Retriever Athletic Communications office is available to assist the media in all areas. Contact Steve Levy, director of athletic communications, for credentials, releases, statistics, general or game information, or assistance arranging interviews with coaches or players. Please address all requests to:

Steve Levy
 Director of Athletic Communications
 RAC-Room 322
 1000 Hilltop Circle
 Baltimore, MD 21250
 Office Phone: (410) 455-2197
 Cell Phone: (410) 382-2598
 Fax: (410) 455-3994
 Email: slevy@umbc.edu

Postgame Interview: Coach Monroe and requested players will be available after the 10-minute cooling off period in the media room of the RAC Arena.

2010-11 UMBC MEN'S BASKETBALL ROSTERS

NUMERICAL ROSTER

No.	Name	Cl.	Pos.	Ht./Wt.	Hometown/High School/Previous School
1	Bakari Smith	Sr.	G	6-3/190	Silver Spring, Md./Blake/Baltimore City CC
3	Jamar Wertz	Fr.-R	G	6-3/185	Suffolk, Va./King's Fork
5	Nick Groce	So.	G	5-11/170	Upper Marlboro, Md./Saint Mary's
10	Chris De La Rosa-c	Jr.	G	5-10/170	Washington Heights, N.Y./All Hallows/Siena
11	Travis King-c	Gr.	G	6-2/215	New Haven, Conn./New Hyde Leadership/GW
20	Adrian Satchell	So.	F	6-5/205	Windsor, Conn/Windsor
22	Chase Plummer	Fr.	F	6-6/220	Elizabeth, N.J./St. Patrick
25	Matt Conway	Fr.	F	6-7/210	Sarasota, Fla./Riverview/St. Thomas More
30	Justin Fry-c	Gr.	F/C	6-10/230	New Bloomfield, Pa./West Perry
31	Brian Neller	So.	G	6-4/195	Red Bank, N.J./Christian Bros. Academy
34	Jake Wasco	Jr.	C	6-8/235	Philadelphia, Pa./Franklin Learning Center
55	Laurence Jolicoeur	Gr.	F/C	6-9/210	Queens, N.Y./Holy Cross/Manhattan

ALPHABETICAL ROSTER

No.	Name	Cl.	Pos.	Ht.	Hometown/High School/Previous School
25	Matt Conway	Fr.	F	6-7/210	Sarasota, Fla./Riverview/St. Thomas More
10	Chris De La Rosa-c	Jr.	G	5-10/170	Washington Heights, N.Y./All Hallows/Siena
30	Justin Fry-c	Gr.	F/C	6-10/230	New Bloomfield, Pa./West Perry
5	Nick Groce	So.	G	5-11/170	Upper Marlboro, Md./Saint Mary's
55	Laurence Jolicoeur	Gr.	F/C	6-9/210	Queens, N.Y./Holy Cross/Manhattan
11	Travis King-c	Gr.	G	6-2/215	New Haven, Conn./New Hyde Leadership/GW
31	Brian Neller	So.	G	6-4/195	Red Bank, N.J./Christian Bros. Academy
22	Chase Plummer	Fr.	F	6-6/220	Elizabeth, N.J./St. Patrick
20	Adrian Satchell	So.	F	6-5/205	Windsor, Conn/Windsor
1	Bakari Smith	Sr.	G	6-3/190	Silver Spring, Md./Blake/Baltimore City CC
34	Jake Wasco	Jr.	C	6-8/235	Philadelphia, Pa./Franklin Learning Center
3	Jamar Wertz	Fr.-R	G	6-3/185	Suffolk, Va./King's Fork

TEAM BREAKDOWN

COACHING STAFF

Head Coach: Randy Monroe
 Assistants: Nate Stewart, Aki Thomas, John Zito
 Captains: Chris De La Rosa, Justin Fry, Travis King

BY STATE

Connecticut (2): Travis King, Adrian Satchell
 Florida (1): Matt Conway
 Maryland (2): Nick Groce, Bakari Smith
 New Jersey (2): Brian Neller, Chase Plummer
 New York (2): Chris De La Rosa, Laurence Jolicoeur
 Pennsylvania (2): Justin Fry, Jake Wasco
 Virginia (1): Jamar Wertz

BY CLASS

Grads./Seniors (4): Justin Fry, Laurence Jolicoeur, Travis King, Bakari Smith
 Juniors (2): Chris De La Rosa, Jake Wasco
 Sophomores (3): Nick Groce, Brian Neller, Adrian Satchell
 Freshmen (3): Matt Conway, Chase Plummer, Jamar Wertz (RS)

BY POSITION

Point Guards (2): Chris De La Rosa, Nick Groce
 Wings (5): Matt Conway, Travis King, Brian Neller, Bakari Smith, Jamar Wertz
 Posts (5): Justin Fry, Laurence Jolicoeur, Chase Plummer, Adrian Satchell, Jake Wasco

BY HEIGHT

5-10 (1): Chris De La Rosa
 5-11 (1): Nick Groce
 6-2 (1): Travis King
 6-3 (2): Bakari Smith, Jamar Wertz
 6-4 (1): Brian Neller
 6-5 (1): Adrian Satchell
 6-6 (1): Chase Plummer
 6-7 (1): Matt Conway
 6-8 (1): Jake Wasco
 6-9 (1): Laurence Jolicoeur
 6-10 (1): Justin Fry

PRONUNCIATION GUIDE

Bakari Smith: ba-CAR-ee
 Nick Groce: grow-SAY
 Jake Wasco: WAHSS-co
 Laurence Jolicoeur: JOE-lick-kerr
 Aki Thomas: ah-KEE



HEAD COACH RANDY MONROE

Cheyney University, '87

Career: 76-120 (7th Season)

UMBC: 76-120 (7th Season)

In March of 2008, Coach Monroe brought UMBC basketball and the university to heights it could only imagine previously. He molded a high-character group of veterans, transfers and younger players into the best team in the history of Retriever basketball. The Retrievers won a school-record 24 games, captured the America East Conference regular season and tournament titles and competed in the school's first NCAA Division I NCAA Men's Basketball Championship. In 2010-11, Randy Monroe, age 48, enters his seventh season as bench boss at UMBC and begins his 16th year as part of the men's basketball program. The trip to the NCAA Tournament was his fourth as a coach, as La Salle earned three bids during Monroe's tenure as an assistant under Speedy Morris from 1988-93.

UMBC VS. THE BIG EAST

UMBC is 0-16 vs. teams from the Big East and their last meeting vs. a Big East foe occurred earlier this month when UMBC dropped a 94-61 decision at No. 7/No. 9 U. Conn.

UMBC competed against the Big East's Georgetown in the Retrievers' 2008 appearance in the NCAA Tournament, falling to the second-seeded Hoyas, 66-57.

Rutgers and Marquette are UMBC's most-frequently played Big East foe, as the schools have met three times each. UMBC has played Georgetown, Villanova, West Virginia and Pittsburgh on two occasions and faced St. John's and U.Conn once. Fifteen of the sixteen games have been played on Big East hardwoods, with the NCAA contest vs. Georgetown taking place in Raleigh, N.C.

NEWS AND NOTES...

Stingy: In the championship campaign of 2007-08, UMBC was second (9.64) and first (1.57) in turnovers per game and assist-to-turnover ratio respectively. UMBC was third in the nation in turnovers per game (9.8) and 13th in assist-to-turnover ratio (1.33) in 2008-09. Last season, UMBC maintained its proficiency, and finished 25th in the nation in (fewest) turnovers per game (11.4).

However, UMBC committed 20 turnovers in back-to-back games at Duquesne (Nov. 27) and Penn (No. 30), a transgression which has not occurred since Dec. 12 and Dec. 16 of 2006, when the Retrievers turned it over 22 times each in losses at George Washington and Marquette. UMBC cleaned things up some, committing only 13 miscues at U. Conn.

Hey, Rook: Forward **Adrian Satchell** became UMBC's second-ever selection to the all-rookie team, joining Jay Greene (2005-06) as the only Retriever to earn that distinction. He was the lone freshman in the league to start each of his team's games and was the leading freshman rebounder in America East with 5.1 per game.

Point Guard U.: Guard **Chris De La Rosa's** recorded 153 assists in his first season with the Retriever, the seventh-best in a single season in school history. He led the America East Conference with 5.1 assists per game and was second in assist-to-turnover ratio (2.20). **De La Rosa leads America East this season with 6.8 assists per game and was ranked 9th in the nation entering play this week.** He has 228 assists in his 41 games as a Retriever (5.56 per game)-- UMBC all-time assists leader Jay Greene, whom De La Rosa replaced, averaged 5.60 per game in his 122-game tenure.

He's 5'10"?: **Chris De La Rosa** recorded his second career double-double with a career-high 30 points and a career-best 11 rebounds on Nov. 20 vs. Central Connecticut. He became UMBC's first 30-point scorer since Darryl Proctor tallied 33 in America East quarterfinals vs. Boston (3-8-09).

De La Rosa came within one rebound of posting the second triple-double in UMBC's 25-year NCAA Division I history with 14 points, 11 assists and 9 rebounds at Coppin State on Nov. 23. He has 55 points in his two appearances vs. Central Connecticut State and 22 assists in his two contests vs. Coppin State.

Thirty-eight players have five double-doubles or more on the season; De La Rosa is just behind with four.

On the Comeback Trail: Forward **Justin Fry** and wing **Jamar Wertz** received medical red-shirts after missing all of the 2009-10 campaign and are expected to compete this season. Fry, who averaged 5.8 points per game in three seasons, will compete as a graduate student, while Wertz will have four years of eligibility remaining.

Fry is the last remaining member of the 2007-08 America East championship team, which made UMBC's first-ever appearance in the NCAA Tournament.

Head of the Class: Two additional graduate students will join the Retrievers, each competing in their fourth and final years of eligibility. Guard **Travis King**, a three-year letterwinner at George Washington and forward **Laurence Jolicoeur**, who earned three letters at Manhattan, will provide experience and guidance for the six underclassmen on the roster.

MISCELLANEOUS STATS

Games as leading scorer (includes ties)	Season/Career
Brian Neller	1/4
Chris De La Rosa	4/13
Adrian Satchell	0/1
Laurence Jolicoeur	1/1
Travis King	4/4
Justin Fry	2/2
Chase Plummer	1/1

Games as leading rebounder (includes ties)	Season/Career
Justin Fry	5/9
Adrian Satchell	2/12
Jake Wasco	0/4
Laurence Jolicoeur	2/2
Chris De La Rosa	3/3
Jamar Wertz	1/1
Chase Plummer	1/1

Games as leader in assists (includes ties)	Season/Career
Justin Fry	0/2
Bakari Smith	1/2
Chris De La Rosa	10/36
Nick Groce	0/3
Jake Wasco	0/1

Double-figure scoring games	Season/Career
Justin Fry	2/20
Chris De La Rosa	8/28
Adrian Satchell	1/9
Brian Neller	1/5
Laurence Jolicoeur	4/16
Travis King	8/19
Chase Plummer	5/5
Jamar Wertz	1/1

Double-figure rebounding games	Season/Career
Justin Fry	1/4
Adrian Satchell	0/4
Jake Wasco	0/1
Laurence Jolicoeur	1/4
Chris De La Rosa	1/1

Double-doubles	Season/Career
Justin Fry	1/4
Chris De La Rosa	4/5
Jake Wasco	0/1
Adrian Satchell	0/1
Laurence Jolicoeur	1/1

20-point performances	Season/Career
Chris De La Rosa	2/6
Travis King	3/3

30-point performances	Season/Career
Chris De La Rosa	1/1

Pressure Free Throw Shooting	Last 5:00	Last 2:00+OT
Justin Fry	4/6	1/2
Jamar Wertz	4/6	4/6
Chris De La Rosa	12/18	9/14
Laurence Jolicoeur	2/4	2/4
Adrian Satchell	3/5	3/5
Travis King	2/3	2/3
Totals	27/42 (.642)	21/34 (.618)

Starters By Game

VMI: De La Rosa, King, Jolicoeur, Satchell, Fry
 at Loyola: De La Rosa, King, Jolicoeur, Satchell, Fry
 CCSU: De La Rosa, King, Jolicoeur, Satchell, Fry
 at Coppin: De La Rosa, King, Jolicoeur, Plummer, Fry
 at Duquesne: De La Rosa, King, Jolicoeur, Plummer, Fry
 at Penn: De La Rosa, King, Jolicoeur, Plummer, Fry
 at U. Conn: De La Rosa, King, Jolicoeur, Plummer, Fry
 at Rider: Smith, King, Jolicoeur, Satchell, Fry
 Towson: Smith, De La Rosa, King, Satchell, Fry
 American: Smith, De La Rosa, King, Satchell, Fry
 at Morgan: Smith, De La Rosa, King, Satchell, Fry
 at Notre Dame:
 Niagara:
 Stony Brook:
 Maine:
 at Bing:

UMBC is believed to be the first NCAA Division I men's institution to have three graduate students competing on the men's basketball team in a single season.

Road Winning Streak In Tact: UMBC's 29-point road win at UNH on Feb. 24 was the Retrievers' largest margin of victory in seven seasons of America East Conference play. It was also their second-largest road victory in their 24-year NCAA Division I history.

Heart of Champions: Despite an opening round loss to eventual champion Vermont last season, UMBC has an 8-6 all-time America East Tournament record.

Buy Some Windex!!!: UMBC finished next-to-last in the nation in rebound margin (-9.6 per game) in the 2009-10 season. Their current rebound margin stands at -5.2 and is -9.4 over the last six games.

Paychecks: Four former Retrievers excelled overseas in 2009-10. Darryl Proctor, '09, scored 18.4 points per game in the regular season (15.2 during the playoffs) and earned an all-star selection in the Danish Canal Digital League. Teammate Ray Barbosa, '09, is competing in his second season for the Bayamón Cowboys of the National Superior Basketball League in Puerto Rico. Andrew Feeley, '05, helped his Slovenian team advance to that country's Super Cup finals before a move in January of 2010 to the French professional club Antibes. Mike Housman, '07, enjoyed his second successful tour of duty in Japan and won a title with the Toyota Tsusho Fighting Eagles.

Silver Anniversary: The Retrievers are competing in their 44th season of intercollegiate basketball and 25th at the NCAA Division-I level (1986-87). UMBC has won 476 and dropped 683 (.411) and are 283-414 (.406) since 1986-87. The Retrievers enter their eighth season in the America East Conference, after stints as an independent (1986-90), the East Coast Conference (1990-92), the Big South Conference (1992-98) and the Northeast Conference (1998-2003).

The America East Conference, the University of Hartford and Newman's Own, Inc. announced that Newman's Own, Inc. will serve as the title sponsor of the 2011 America East Men's and Women's Basketball Championship, slated for March 3-6, 2011 at the University of Hartford.

Battle-Tested: Over the last four-plus seasons, UMBC is 25-15 (.625) in games decided by five points or less.

Captain's Picks: **Justin Fry, Travis King** and **Chris De La Rosa** have been appointed as team captains for the 2010-11 Retrievers.

Out of Action: Sophomore guard **Nick Groce** suffered a broken foot during a mid-October practice. He underwent surgery and is out of the lineup indefinitely.

Long Time Coming: UMBC's 29-point road win at UNH on Feb. 24 was the Retrievers' largest margin of victory in seven seasons of America East Conference play. It was also their second-largest road victory in their 24-year NCAA Division I history.

Margin of Victory (America East Conference)

- 29 UMBC 79, @UNH 50 (Feb. 24, 2010)
- 24 @UMBC 78, Hartford 54 (Jan. 10, 2004)
- 21 @UMBC 83, Maine 62 (Jan. 22, 2006)

Road Margin of Victory (1986-current)

- 36 UMBC 85, @ FDU 49 (Jan. 8, 2000)
- 29 UMBC 79, @UNH 50 (Feb. 24, 2010)
- 28 UMBC 77, @ Sacred Heart, 49 (Feb. 19, 2000)

Like the Black Unis?: All four of UMBC's wins in 2009-10 came on the road and the Retrievers were 3-1 in their last four road contests last season. The Retrievers' first win of the 2009-10 season took place at American on Dec. 20, a day after a blizzard dumped nearly two feet of snow in the region. Another road win occurred at Hartford on Feb. 11, as UMBC made it out of town before another major snowstorm hit the area.

Those Guys Can Shoot: The 94 points allowed by UMBC in a season opener is the most since a 103-80 loss at Maryland to open the 1992-93 season.

Bad Habit: Through 11 games, UMBC has allowed 904 points, the second-most in 25 years of NCAA Division I competition. The 1991-92 team allowed 987 points in its first 11 games. That squad (which started the year at 2-11) would score plenty of points of its own, averaging a school-record best 81.9 points per game and going on to an 8-4 record in their final season in the East Coast Conference.

Bad Habits, Part II: UMBC allowed seven of its last ten opponents to hit 50 percent or better from the floor and Retriever foes have made 50.1 percent of their attempts this year (291 of 581). Dating back to last season, 10 of UMBC's last 15 opponents have hit 50 percent or better from the field vs. the Retrievers. This week, UMBC is ranked 333 of 336 teams in defensive field goal percentage.

UMBC allowed the most points by an opponent since Dec. 23 of 2002 in its 101-69 loss at Duquesne on Nov. 27. Maryland defeated UMBC, 101-60 in the Retrievers' final year in the Northeast Conference... Duquesne scored 36 points off a season-high 20 UMBC miscues.

Doubling Their Pleasure: Justin Fry (15 pts./11 rebs.) and Laurence Jolicoeur (16 pts./10 rebs.) each posted double-doubles in the opener vs. VMI. Fry was also a part of the dynamic duo the last time that UMBC had two players with double-digit rebounds in the same game. Fry (10) and Darryl Proctor (11) combined for 21 caroms in the 2009 America East quarterfinal win over Boston U. (3-7-09).

Fresh Frosh: Freshman post **Chase Plummer** is the first UMBC freshman in 25 seasons of NCAA Division I basketball to score in double figures in his first three intercollegiate contests. Peter Mulligan was the last Retriever to debut with two straight games in double figures as he scored 24 vs. Towson and 17 vs. Loyola in the first two games of the 2000-01 campaign. Plummer earned his first collegiate start at Coppin State on Nov. 23 and responded with 11 points, 4 rebounds and 2 steals.

The King's Court: **Travis King** has gotten off to a strong start from the floor through seven games. He has hit 48 of 85 shots from the floor (56.5%) and 25 of 48 from behind the arc (53.1%). (see more, page 9) He has posted three 20-point games in his first 11 outings as a Retriever after none in his first 92 appearances in his career. King has been very judicious in his shot selection, averaging just 7.8 field goal attempts and 4.4 3-point attempts per outing.

Boardin': The 52 rebounds corralled by UMBC vs. Coppin State (Nov. 23) is the most by a Retriever team since the 2001-02 season. UMBC amassed 55 caroms vs. Monmouth on Jan. 26, 2002. They had two other 50+ rebound performances since that point. All ten Retrievers that played had at least one carom.

For the fourth consecutive year, UMBC Athletics will broadcast all of its men's basketball games. Fox1370 Sports Radio will be home for the men's basketball, women's basketball and men's lacrosse teams.

In addition, Fox 1370 Sports Radio will air "The Randy Monroe UMBC Basketball Show" on Thursday evenings from 6-7 p.m. The program will emanate from a pair of local Gianni's Italian Bistro in Halethorpe on most Thursdays at 1:00 p.m. Veteran broadcaster Paul Mittermeier will host the show and will work with partner Gary Stein and UMBC alum Troy Green on the broadcast team for all of the play-by-play action of Retriever basketball.

UMBC has partnered with the Mid-Atlantic Sports Network (MASN) to bring regional fans the action of three men's games this season, starting with the game at Loyola on Nov. 17 and featuring home games vs. American (Dec. 14) and Binghamton (Feb.3)

The Retrievers are also proud to return to WNST, 1570 AM. The "Randy Monroe Report" will air during the conference season on "The Comcast Morning Show" with host Drew Forrester during the morning drive (8:45 a.m.) on Fridays.

UMBC Athletics first launched its website, UMBCRetrievers.com, in September 2001. In November 2004, the site was relaunched with several added features. The site is updated on a daily basis and also features a scoreboard, events calendar and breaking news about Retriever athletics. The site is designed by AmericanEagle.com and is maintained by that vendor and the UMBC Office of Athletic Communications.

Fans can hear every UMBC basketball game via the website link, and Live Stats are available for all home games and most road contests, as well. These are free services provided by UMBC Athletics.

For the fourth consecutive year, fans can watch every home basketball game on the web. UMBC has partnered with Pack Network to provide a video streaming service that will be available on the Retrievers' multimedia website, UMBCRetrievers.tv.

Additionally, Retriever fans can now keep up with their favorite teams in a number of new ways, as UMBC Athletics is now on social networking sites Facebook and Twitter (twitter.com/umbcathletics), and the UMBC Dawg Blog is updated frequently at umbcdawgblog.wordpress.com.

Retrievers WHEN...

...In 2010-11...

Overall Record.....	0-11
AEC Record.....	0-0
Home Record.....	0-4
Road Record.....	0-7
Neutral Record.....	0-0
Day Game.....	0-2
Night Game.....	0-9
Overtime Game.....	0-0
Playing on Sunday.....	0-1
Playing on Monday.....	0-0
Playing on Tuesday.....	0-3
Playing on Wednesday.....	0-2
Playing on Thursday.....	0-0
Playing on Friday.....	0-1
Playing on Saturday.....	0-4
Playing in November.....	0-6
Playing in December.....	0-5
Playing in January.....	0-0
Playing in February.....	0-0
Playing in March.....	0-0
Scoring First.....	0-5
Opponent Scores first.....	0-6
Leading at Halftime.....	0-2
Trailing at Halftime.....	0-9
Tied at Halftime.....	0-0
Leading with 10 minutes left.....	0-1
Trailing with 10 minutes left.....	0-9
Tied with 10 minutes left.....	0-1
Leading with 5 minutes left.....	0-1
Trailing with 5 minutes left.....	0-10
Tied with 5 minutes left.....	0-0
Higher shooting %.....	0-2
Lower shooting %.....	0-9
Equal shooting %.....	0-0
Shooting 50% or better.....	0-1
Shooting 40-49%.....	0-5
Shooting below 40%.....	0-5
Opponent shoots 50% or better.....	0-7
Opponent shoots 40-49%.....	0-2
Opponent shoots below 40%.....	0-2
Higher free throw %.....	0-4
Lower free throw %.....	0-7
Equal free throw %.....	0-0
Outrebounding.....	0-2
Being Outrebounded.....	0-8
Equal Rebounds.....	0-1
Causing more turnovers.....	0-2
Causing less turnovers.....	0-6
Equal turnovers.....	0-3
Games 5 points or less.....	0-1
Games 6-10.....	0-2
Games 11 or more.....	0-8
Games decided in overtime.....	0-0
Scoring less than 40.....	0-1
Scoring 40-49.....	0-0
Scoring 50-59.....	0-2
Scoring 60-69.....	0-4
Scoring 70-79.....	0-4
Scoring 80 or more.....	0-0
Opponent scores less than 40.....	0-0
Opponent scores 40-49.....	0-0
Opponent scores 50-59.....	0-0
Opponent scores 60-69.....	0-1
Opponent scores 70-79.....	0-3
Opponent scores 80 or more.....	0-7
Starters are: De La Rosa, King, Jolicoeur, Satchell, Fry.....	0-3
De La Rosa, King, Jolicoeur, Plummer, Fry.....	0-4
Smith, King, Jolicoeur, Satchell, Fry.....	0-1
Smith, De La Rosa, King, Satchell, Fry.....	0-3

We Are UMBC

*The full name of our institution is University of Maryland, Baltimore County

*We prefer to simply be called UMBC.

*Please use our full name only on first reference if you must use it at all.

*Our full name has a comma between Maryland and Baltimore; please do NOT use a hyphen.

*Please do NOT call us Maryland-BC, UM-Baltimore County, Maryland-Baltimore, Maryland-Balt. Co. or Maryland (Baltimore County).

Dawg Day Afternoon

A record crowd of 3,810 fans packed the RAC Arena on March 15, 2008 and many ended up on the floor around 2:00 p.m. that afternoon, as UMBC defeated Hartford, 82- 65 to capture the America East tournament title and earn a bid to the NCAA Men's Basketball Championships. The Retrievers earned the right to host the title game by capturing the regular season crown and defeating Stony Brook in the conference quarterfinals and knocking off perennial finalist Vermont in the semis. The victory over the Hawks was UMBC's 24th win of the year, a school record. Each team was appearing in its first Division I conference title game.

UMBC would face second-seeded Georgetown in an NCAA First Round game in Raleigh, N.C. and dropped a 66-47 decision to the Hoyas.

Modest Mark: The 12-of-12 performance at the free throw line at Penn on Nov. 30 was the most a Retriever team has converted without misfiring in school history. The previous mark of 100 percent occurred on Jan. 22, 1990, when UMBC hit 8-of-8 vs. St. Francis (Pa.). After a dismal 14-of-29 effort at Coppin State on Nov. 23, the Retrievers were 34 of 38 (89.5%) in its next three outings.

However: UMBC has led two games at halftime this season, and hurt itself with dismal free throw shooting in the final 20 (or 25) minutes. The Retrievers misfired on seven of 12 attempts in the second half vs. Towson and were a combined 16 of 37 (43.2%) in two solid opportunities to post wins over local foes.

Jersey Boys: Rider held UMBC to 39 points on Dec. 8, the Retrievers' lowest outing by 20 points this season. It was the fewest points by the Retrievers since a 71-34 loss at Virginia Tech on Dec. 22, 2009. UMBC converted on only 16 of 56 field goal attempts (28.6%), their poorest shooting effort since that night in Blacksburg, when they made only 11 of 49 (22.4 percent).

Bounce Back: The Retrievers bounced back from the anemic offensive effort at Rider to hit a season-high 50 percent from the floor vs. Towson on Dec 11. UMBC hit a season high 29 field goals, and eight 3-pt. field goals in the game.

Strange Stat: Morgan State attempted only 38 field goals vs. UMBC on Dec. 18, tying the second-lowest for an opponent in a 40-minute game played vs. the Retrievers. They actually attempted the same number of free throws in the game and made only two more free throws (25) than field goals (23) in the contest.

RETRIEVERS' DOUBLE-DIGIT SCORING IN 2010-11

Name	Total	Current Strk/High Strk	Career
Chris De La Rosa	8	3/5 (2x)	28
Adrian Satchell	1	-/2 (2x)	9
Brian Neller	1	-/2	5
Jake Wasco	0	-/1	1
Justin Fry	2	-/3	20
Travis King	8	-/7	19
Laurence Jolicoeur	4	-/2 (3x)	16
Chase Plummer	5	1/4	5
Jamar Wertz	1	1/1	1

The Last Time...

	A RETRIEVER...	AN OPPONENT PLAYER...
Scored 20+ Points	12.18.10 <i>Chris De La Rosa (20) vs. Morgan St.</i>	12.3.10 <i>Kemba Walker (24) U. Conn</i>
Scored 30+ Points	11.20.10 <i>Chris De La Rosa vs. Central Conn. State (30)</i>	11.14.10 <i>Keith Gabriel (30) , VMI</i>
Scored 40+ Points	2-15-92 <i>Derell Thompson at Towson (43)</i>	2-12-00 <i>Steven Howard, St. Francis, N.Y. (40)</i>
Recorded a Double-Double	12.18.10 <i>Chris De La Rosa (20 pts./11 ast.) vs. Morgan State</i>	12.14.10 <i>Stephen Lumpkins (11/10 reb.) American</i>
Made 5+ Three-Point Field Goals	12.5.09 <i>Brian Neller at Toledo (5)</i>	11.23.10 <i>Michael Harper, Coppin State (5)</i>
Made 10+ Field Goals	11.20.10 <i>Chris De La Rosa (10) vs. Central Conn. State</i>	2.16.10 <i>Muhammad El-Amin, Stony Brook (10)</i>
Attempted 20+ Field Goals	3.7.09 <i>Darryl Proctor (25) vs. Boston Univ.</i>	2.11.10 <i>Joe Zeglinski, Hartford (20)</i>
Made 10+ Free Throws	2.11.10 <i>C. De La Rosa (14)/C. Gilliam (11) at Hartford</i>	1.12.10 <i>Jake O'Brien, Boston Univ. (10)</i>
Recorded 15+ Rebounds	12.30.09 <i>Robbie Jackson at Central Conn. State (15)</i>	2.26.09 <i>Reggie Fuller, Binghamton (16)</i>
Recorded 20+ Rebounds	12.30.00 <i>Kennedy Okafor vs. Bucknell (20)</i>	Unavailable
Recorded 10+ Assists	12.18.10 <i>Chris De La Rosa at Morgan State (11)</i>	12.3.10 <i>Kemba Walker, U.Conn. (10)</i>
Blocked 5+ Shots	3.08.08 <i>Cavell Johnson vs. Stony Brook (5)</i>	12.11.07 <i>Ken Horton, Central Conn. State (6)</i>
Recorded 5+ Steals	2.21.10 <i>Chauncey Gilliam vs. Binghamton (7)</i>	11.18.09 <i>Robert Olson, Loyola (6)</i>
Played 40+ Minutes	11.23.10 <i>C. De La Rosa (43) vs. Coppin State</i>	11.23.10 <i>Michael Harper (43)/Akeem Ellis (41) Coppin St.</i>
Had a Triple-Double	1-16-95 <i>Marc Lay at Coastal Carolina (12-11-10)</i>	12.3.10 <i>Kemba Walker (24 p/13r/10a) U.Conn</i>
Hit Shot in Final 5 Seconds to Win	12.20.09 <i>Chris De La Rosa at American (1.9)</i>	2.23.06 <i>Ernest Turner, Maine (1.0 ot)</i>
	UMBC...	AN OPPONENT...
Scored 80+ Points	12.30.09 <i>at Central Conn. State (L, 89-86, 2ot)</i>	12.11.10 <i>Towson (L, 77-86)</i>
Scored 90+ Points	11.15.08 <i>vs. Stevenson (W, 91-54)</i>	12.3.10 <i>U.Conn (L, 61-94)</i>
Scored 100+ Points	2.15.02 <i>at LIU (W, 111-108)</i>	11.27.10 <i>Duquesne (L, 69-101)</i>
Won by 20+ Points	2.24.10 <i>at UNH (79-50)</i>	2.21.10 <i>Binghamton (L, 61-81)</i>
Won by 30+ Points	11.15.08 <i>vs. Stevenson (91-54)</i>	12.8.10 <i>Rider (L, 39-81)</i>
Won 5 Straight Games	1.22.08-3.2.08 (9 Straight)	N/A
Lost 5 Straight Games	3.6-19-12.18.10 (current, 12 Straight)	N/A
Won 10 Straight Games	1.2.99-2.4.99 (11 Straight)	N/A
Lost 10 Straight Games	12.22-09-1.27.10 (11 Straight)	N/A
Scored Less Than 50 Pts.	12.8.10 <i>at Rider (39-81)</i>	1.22.08 <i>Boston Univ. (W, 62-40)</i>
Tallied 20+ Assists	1.22.09 <i>at Boston Univ. (22)</i>	12.3.10 <i>U.Conn (26)</i>
Shot 50% or Better	12.11.10 <i>vs. Towson (29/58, 50.0%)</i>	12.18.10 <i>Morgan State (60.5%, 23/38)</i>
Shot 30% or Worse	12.3.10 <i>at Rider (28.6%, 16/56)</i>	11.22.08 <i>Columbia (27.4%)</i>
Committed 20+ Turnovers	11.30.10 <i>at Penn (20)</i>	2.5.10 <i>Vermont (21)</i>
Made 10+ Three Pointers	3.08.08 <i>vs. Stony Brook (11)</i>	12.3.10 <i>U.Conn (12)</i>
Had 4 Players in Double Figures	11.17.10 <i>at Loyola (King 22, Jolicoeur 12, Plummer 11, DLR 10)</i>	12.3.10 <i>Penn</i>
Had 5 Players in Double Figures	11.14.10 <i>vs. VMI (Jolicoeur 16, Fry 15, Plummer 13, King 12, Satchell 10)</i>	12.11.10 <i>Towson</i>
Had 6 Players in Double Figures	2.24.10 <i>at UNH (De La Rosa, 23, Gilliam/Neller 11, Jackson, Spadafora/Grant 10)</i>	12.3.10 <i>U.Conn</i>
Had 2 Players with Double-Doubles	11.14.19 <i>vs. VMI (Fry 15 pts./11 reb.; Jolicoeur 16 pts./10 reb.)</i>	11.20.10 <i>CCSU (Horton 24pt/11 reb.; Deans 18 pts./10 reb.)</i>
Had 2 Players w/Double-Digit Rebounds	11.14.10 <i>vs. VMI (Fry 11, Jolicoeur 10)</i>	11.20.10 <i>CCSU (Horton 11, Deans 10)</i>
Won in Overtime	3.7.09 <i>vs. Boston Univ. (79-75)</i>	11.23.10 <i>Coppin State, 71-69, ot</i>
Played a Double-Overtime Game	12.30.09 <i>at Central Conn State (L, 89-86, 2ot)</i>	
Lost When Scoring 70+ Points	12.11.10 <i>vs. Towson (77-86)</i>	3.7.09 <i>Boston Univ. (75-79)</i>

30 JUSTIN FRY



6-10 | 230 | Grad. | Forward
New Bloomfield, Pa.
West Perry

FRY'S CAREER HIGHS

Points..... 19..... vs. Boston U., 3-7-09
 FG 8 at Penn, 11-30-10
 3FG 2 vs. Vermont, 3-4-07
 FT 7 3x, latest vs. Boston U., 3-7-09
 Rebounds..... 12..... at Stony Brook, 1-31-09
 Assists..... 4..... 5x, latest at Maine, 2-7-09
 Blocks 4 at Stony Brook, 1-6-07
 Steals 2.. 4x, latest vs. Cent. Conn. , 11-20-10
 Minutes 48..... at Boston U., 1-22-09

FRY'S SEASON HIGHS

Points..... 16..... at Penn, 11-30-10
 FG 8 at Penn, 11-30-10
 3FG 1 vs. VMI, 11-14-10
 FT 6 vs. American, 12-14-10
 Rebounds..... 11..... vs. VMI, 11-14-10
 Assists..... 3..... 2x, latest at U.Conn., 12-3-10
 Blocks 3 at Coppin State, 11-23-10
 Steals 2 vs. Cent. Conn. , 11-20-10
 Minutes 32..... 2x, latest at Penn, 11-30-10

FRY'S CAREER STATISTICS

Year	GP-GS	Min-Avg	FG-FGA	Pct	3FG-FGA	Pct	FT-FTA	Pct	Off	Def	Tot	Avg	PF	FO	A	TO	Blk	Stl	Pts	Avg
2006-07	31-23	683-22.0	69-149	.463	2-3	.667	33-43	.767	35	46	81	2.6	67	0	20	36	36	10	173	5.6
2007-08	31-20	558-18.1	44-110	.400	2-4	.500	31-41	.756	37	45	82	2.6	72	1	26	29	16	15	121	4.1
2008-09	27-26	861-31.9	84-194	.433	5-23	.217	46-69	.667	36	92	128	4.7	75	3	36	44	21	17	219	8.1
2009-10	11-11	295-26.8	33-84	.393	1-11	.091	17-32	.531	21	41	62	5.6	36	3	12	15	7	7	84	7.6
TOTALS	100-80	2397-24.0	230-537	.428	10-41	.244	127-185	.686	129	224	353	3.5	250	7	94	124	80	49	589	5.9

FRY'S AMERICA EAST STATISTICS

Year	GP-GS	Min-Avg	FG-FGA	Pct	3FG-FGA	Pct	FT-FTA	Pct	Off	Def	Tot	Avg	PF	FO	A	TO	Blk	Stl	Pts	Avg
2006-07	16-16	346-21.6	35-78	.449	0-1	.000	15-18	.833	19	23	42	2.6	30	0	9	20	19	4	85	5.3
2007-08	16-10	294-18.4	26-59	.441	2-3	.667	20-26	.769	16	25	41	2.6	42	1	18	13	6	6	74	4.6
2008-09	12-11	410- 34.2	37- 85	.435	1-7	.143	19-34	.559	16	56	72	6.0	36	1	18	19	11	7	94	7.8
TOTALS	44-37	1046-23.8	98-222	.441	3-11	.273	46-69	.667	51	104	125	4.8	108	2	45	52	36	17	253	5.8

2010-11: Made his return to the court for UMBC and scored 15 points and added 11 rebounds in his debut... Posted his fourth career double-double vs. VMI... It was his 19th game in double figures in scoring and fourth in double figures in rebounding... Drew 14 fouls in games vs. Loyola (disq., Nov. 17), Central Connecticut (Nov. 20) and Coppin State (disq, Nov. 23)... Rejected three shots vs. Coppin State and two more at Duquesne and is tied for seventh in America East at 1.2 blocked shots per game... Set a personal best with eight field goals made in a season-high 16-point effort at Penn on Nov. 30... Hit his first six field goals in a 12-point first half... Played in career game No. 100 vs. Morgan State on Dec. 18.

2009-10: Underwent successful surgery to repair the medial patellofemoral ligament in his right knee in order to prevent the reoccurrence of dislocation... Suffered the injury during a workout with teammates in late September... Did not play last season and will compete in 2010-11 as a graduate student.

FRY GAME-BY-GAME

OPPONENT	GS	MIN	FG-A	3FG-A	FT-A	REB	AST	TO	BLK	STL	PTS
VMI	*	28	6-9	1-2	2-5	11	1	1	0	0	15
at Loyola	*	23	1-6	0-2	1-2	3	3	0	1	0	3
CCSU	*	29	3-6	0-1	2-4	4	1	3	0	2	8
at Coppin	*	32	1-9	0-2	3-5	7	0	2	3	1	5
at Duquesne	*	28	2-7	0-0	1-1	7	0	2	2	0	5
at Penn	*	32	8-14	0-2	0-0	7	1	0	0	1	16
at U. Conn	*	20	3-5	0-1	0-0	0	3	0	0	0	6
at Rider	*	24	4-11	0-0	1-2	6	0	1	0	2	9
Towson	*	31	3-6	0-0	0-2	6	2	2	0	0	6
American	*	28	0-5	0-0	6-10	7	1	3	1	0	6
at Morgan	*	20	2-6	0-1	1-1	4	0	1	0	1	5
at Notre Dame											
Niagara											
Stony Brook											
Maine											
at Binghamton											
at Vermont											
Boston U.											
at Hartford											
at New Hampshire											
Albany											
at Stony Brook											
Binghamton											
at Maine											
Vermont											
New Hampshire											
at Boston U.											
Hartford											
at Albany											
Totals	11	295	33-84	1-11	17-32	62	12	15	7	7	84
Avg.		26.8	.393	.091	.531	5.6	1.1	1.3	0.7	0.7	7.6

55 LAURENCE JOLICOEUR

2010-11: In his Retriever debut, he posted his first career double-double, recording a team-high 16 points and 10 rebounds vs. VMI on Nov. 14... Scored in double figures in back-to-back games for the third time in his career after a 12-point effort at Loyola on Nov. 17... Did not start for the first time this season on Dec. 11 vs. Towson... Posted double figures



6-9 | 210 | Grad. | Forward
Queens, N.Y.
Holy Cross/Manhattan

JOLICOEUR'S CAREER HIGHS

Points..... 18..... at Rider, 1-24-08
 FGM..... 6..... at Rider, 1-24-08
 3FGM..... 2..... 2x, latest at Siena, 2-20-09
 FTM..... 15..... at Loyola (Md.), 2-7-09
 Rebounds..... 11..... vs. Canisius, 1-16-10
 Assists..... 2..... vs. Rider, 1-19-08
 Blocks..... 3..... 2x, latest vs. Fordham, 11-28-09
 Steals..... 2..... 2x, latest at Fairfield, 1-10-10
 Minutes..... 35..... at Princeton U., 11-18-09

JOLICOEUR'S SEASON HIGHS

Points..... 16..... vs. VMI, 11-14-10
 FGM..... 5..... vs. VMI, 11-14-10
 3FGM..... 1..... 4x, latest at Penn, 11-30-10
 FTM..... 6..... at Penn, 11-30-10
 Rebounds..... 10..... vs. VMI, 11-14-10
 Assists..... 1..... 3x, latest at Penn, 11-30-10
 Blocks..... 1..... 2x, latest vs. Towson, 12-11-10
 Steals..... 1..... 3x, latest at Penn, 11-30-10
 Minutes..... 32..... vs. VMI, 11-14-10

JOLICOEUR GAME-BY-GAME


OPPONENT	GS	MIN	FG-A	3FG-A	FT-A	REB	AST	TO	BLK	STL	PTS
VMI	*	32	5-13	1-5	5-7	10	1	2	0	0	16
at Loyola	*	27	3-13	1-2	5-6	9	0	3	0	0	12
CCSU	*	20	1-5	0-1	0-0	3	0	1	0	0	2
at Coppin	*	30	3-8	1-5	0-2	9	0	4	0	1	7
at Duquesne	*	12	1-5	0-2	2-2	3	1	1	0	1	4
at Penn	*	28	3-5	1-2	6-6	2	1	5	0	1	13
at U. Conn	*	25	3-10	1-4	2-2	4	0	4	1	0	9
at Rider	*	14	0-1	0-1	0-0	3	1	2	0	1	0
Towson		13	3-3	0-0	2-3	2	0	0	1	0	8
American		7	0-1	0-1	0-0	0	0	1	0	0	0
at Morgan		27	4-8	1-4	4-4	4	0	1	0	1	13
at Notre Dame											
Niagara											
Stony Brook											
Maine											
at Binghamton											
at Vermont											
Boston U.											
at Hartford											
at New Hampshire											
Albany											
at Stony Brook											
Binghamton											
at Maine											
Vermont											
New Hampshire											
at Boston U.											
Hartford											
at Albany											
Totals	8	235	26-72	6-27	26-32	49	4	24	2	5	84
Avg.		21.4	.361	.222	.813	4.5	0.4	2.2	0.2	0.5	7.6

JOLICOEUR'S CAREER STATISTICS

Year	GP-GS	Min-Avg	FG-FGA	Pct	3FG-FGA	Pct	FT-FTA	Pct	Off	Def	Tot	Avg	PF	FO	Ast	TO	Blk	Stl	Pts	Avg
2006-07	dnp-medical redshirt																			
2007-08*	23-16	281-12.2	28-64	.438	7-18	.389	36-47	.766	14	33	47	2.0	54	1	4	14	4	4	99	4.3
2008-09*	18-2	241-13.4	30-67	.448	4-10	.400	34-46	.739	27	21	48	2.7	38	0	2	13	3	4	98	5.4
2009-10*	27-21	497-18.5	41-107	.383	3-15	.200	34-49	.694	35	55	90	3.2	69	2	6	18	16	10	119	4.3
2010-11	11-8	235-21.4	26-72	.361	6-27	.222	26-32	.813	18	31	47	4.5	31	1	4	24	2	4	84	7.6
TOTAL	79-47	1254-15.9	125-310	.403	20-70	.286	130-174	.747	94	140	232	2.9	192	4	16	69	35	22	400	5.1

*at Manhattan

11 TRAVIS KING



2010-11: In his UMBC debut, he scored 12 points in 31 minutes vs. VMI on Nov. 14... Smashed his previous career high with a game-high 22 points, hitting 12 of 15 shots (7/10 fg, 3/4 3pt. fg, 5/5 ft) for the night at Loyola on Nov. 17... Tied his career high with five free throws made in that game... Scored in double figures in a career-best eight straight games... The lone Retriever to score in double figures in the first six games... Set new career marks in field goals (8) and 3-pt. field goals (4) in a 20-point effort at Coppin State on Nov. 23... His 8-of-9 shots from the floor and 4-of-5 from behind the arc vs. the Eagles... Surpassed the 100-steal mark in his career with three at Duquesne (Nov. 27)... Tied his season/career best with four treys at Penn on Nov. 30... King played in career game No. 100 vs. Towson on Dec. 11... Posted his third 20-point game of the season/his career with 20 points vs. American on Dec. 14... **Has hit 48 of 85 field goal attempts (56.5%, 3rd in America East) and 25 of 48 treys (52.1%, 1st in America East) through 11 contests to date... He is 6th in 3-point field goals made per game (2.3), 8th in steals (1.4) and 11th in the conference in scoring at 12.8 ppg.**

6-2 | 215 | Grad. | Guard
New Haven, Conn.
New Hyde Leadership/GW

KING'S CAREER HIGHS

Points..... 22..... at Loyola, 11-17-10
 FGM 8..... at Coppin State, 11-23-10
 3FGM 4..... 2x, latest at Penn, 11-30-10
 FTM 5..... 2x, latest at Loyola, 11-17-10
 Rebounds..... 5..... 4x, latest vs. American, 12-14-10
 Assists 9..... vs. Duquesne, 3-3-07
 Blocks 2..... vs. Xavier, 2-10-07
 Steals 6..... at Kennesaw State, 11-21-06
 Minutes 38..... 2x, latest at Coppin St., 11-23-10

KING'S SEASON HIGHS

Points..... 22..... at Loyola, 11-17-10
 FGM 8..... at Coppin State, 11-23-10
 3FGM 4..... 2x, latest at Penn, 11-30-10
 FTM 5..... at Loyola, 11-17-10
 Rebounds..... 5..... vs. American, 12-14-10
 Assists 3..... at Coppin State, 11-23-10
 Blocks 1..... 2x, latest at U.,Conn, 12-3-10
 Steals 3..... at Duquesne, 11-23-10
 Minutes 38..... at Coppin St., 11-23-10

KING'S CAREER STATISTICS

Year	GP-GS	Min-Avg	FG-FGA	Pct	3FG-FGA	Pct	FT-FTA	Pct	Off	Def	Tot	Avg	PF	FO	Ast	TO	Blk	Stl	Pts	Avg
2006-07*	32/4	709-22.2	64-157	.408	25-60	.417	30-43	.698	20	45	65	2.0	52	1	78	59	8	47	183	5.7
2007-08*	1/0	1-1.0	granted medical red-shirt																	
2008-09*	28-16	676-24.1	66-156	.423	16-48	.333	26-42	.619	13	62	75	2.7	50	0	66	52	1	27	174	6.2
2009-10*	30-1	340-11.3	31-79	.392	12-35	.343	11-21	.524	8	30	38	1.3	33	0	30	28	6	20	85	2.8
2010-11	11-11	316-28.7	48-85	.565	25-48	.521	20-26	.769	2	26	28	2.5	26	0	6	20	2	15	141	12.8
TOTAL	102-32	2032-19.9	209-477	.438	78-188	.415	87-132	.659	43	163	206	2.0	161	1	180	159	17	109	597	5.9

*at GW

KING GAME-BY-GAME

OPPONENT	GS	MIN	FG-A	3FG-A	FT-A	REB	AST	TO	BLK	STL	PTS
VMI	*	31	3-10	2-7	4-4	2	2	3	0	2	12
at Loyola	*	30	7-10	3-4	5-5	3	0	2	0	1	22
CCSU	*	30	4-7	2-3	1-2	1	0	2	0	0	11
at Coppin	*	38	8-9	4-5	0-0	4	3	3	1	1	20
at Duquesne	*	33	3-5	2-4	3-4	4	1	3	0	3	11
at Penn	*	31	5-11	4-8	0-0	1	0	4	0	2	14
at U. Conn	*	24	6-10	1-3	1-1	2	0	1	1	1	14
at Rider	*	25	3-5	2-3	0-2	3	0	1	0	1	8
Towson	*	24	2-5	2-4	3-4	2	0	0	0	2	9
American	*	26	7-11	3-6	3-4	5	0	0	0	2	20
at Morgan	*	24	0-2	0-1	0-0	1	0	1	0	0	0
at Notre Dame											
Niagara											
Stony Brook											
Maine											
at Binghamton											
at Vermont											
Boston U.											
at Hartford											
at New Hampshire											
Albany											
at Stony Brook											
Binghamton											
at Maine											
Vermont											
New Hampshire											
at Boston U.											
Hartford											
at Albany											
Totals	11	316	48-85	25-48	20-26	28	6	20	2	15	141
Avg.		28.7	.565	.521	.769	2.5	0.6	1.9	0.2	1.4	12.8

1 BAKARI SMITH



6-3 | 190 | Senior | Guard
Silver Spring, Md.
Blake/Baltimore City CC

2010-11: Played nine minutes and contributed two assists on Nov. 14 vs. VMI... Is contributing as a back-up point guard for the first time in his three seasons at UMBC... Started at Rider on Dec. 8, his second career start (at Vermont) and contributed a career-high 3 assists in a career-topping 26 minutes vs. the Broncs... A part of the starting five vs. Towson Dec. 11, he recorded his first field goals (2) of the season... Played a career-high 33 minutes vs. American on Dec. 14.

2009-10: Competed in 17 games in his second season with the Retrievers... Averaged 1.2 points and 1.2 rebounds per game... Nov. 15: Played eight minutes in the opener and hit a pair of free throws vs. Morgan State... Dec. 8: After sitting out for three games, he garnered three rebounds in five minutes at Penn State... Dec. 12: Hit both field goal attempts (4 pts.) in 11 minutes vs. Rider... Dec. 22: Played a season-high 18 minutes at Virginia Tech... Jan. 14: Did not dress vs. Hartford due to illness... Feb. 21: Tied career best in field goals (2) and rebounds (3) and blocked his first career shot in 11 minutes of action at Binghamton... March 6: Played 14 minutes and corralled a career-high five rebounds in America East quarterfinal contest

SMITH GAME-BY-GAME

OPPONENT	GS	MIN	FG-A	3FG-A	FT-A	REB	AST	TO	BLK	STL	PTS
VMI	9	0-1	0-0	0-0	2	2	0	0	0	0	0
at Loyola	7	0-0	0-0	0-0	0	0	0	0	0	0	0
CCSU	11	0-1	0-0	0-0	0	0	0	0	0	0	0
at Coppin	3	0-1	0-0	0-0	2	0	1	0	0	0	0
at Duquesne	12	0-1	0-0	2-2	0	1	2	0	0	0	2
at Penn	4	0-0	0-0	0-0	1	2	2	0	0	0	0
at U. Conn	5	0-2	0-0	0-0	0	0	1	0	1	0	0
at Rider	* 26	0-1	0-0	0-0	2	3	5	0	1	0	0
Towson	* 29	2-4	0-0	0-0	1	1	3	0	0	0	4
American	* 33	1-2	0-0	2-2	3	3	1	0	2	4	4
at Morgan	* 24	0-3	0-0	2-2	0	0	0	0	0	0	2
at Notre Dame											
Niagara											
Stony Brook											
Maine											
at Binghamton											
at Vermont											
Boston U.											
at Hartford											
at New Hampshire											
Albany											
at Stony Brook											
Binghamton											
at Maine											
Vermont											
New Hampshire											
at Boston U.											
Hartford											
at Albany											
Totals	4	163	3-16	0-0	6-6	11	12	15	0	4	12
Avg.		14.8	.188	.000	1.000	1.0	1.1	1.4	0.0	0.4	1.1

SMITH'S CAREER HIGHS

Points..... 6..... vs. Stevenson, 11-15-08
 FG 2.....5x, latest vs. Towson, 12-11-10
 3FG 0.....
 FT..... 2.....5x, latest at Duquesne, 11-27-10
 Rebounds..... 3..... 3x, latest vs. American, 12-14-10
 Assists..... 3..... 2x, latest vs. American, 12-14-10
 Blocks 1.....at Binghamton, 2-21-10
 Steals 2.....vs. American, 12-14-10
 Minutes 33.....vs. American, 12-14-10

SMITH'S SEASON HIGHS

Points..... 4..... 2x, latest vs. American, 12-14-10
 FG 2..... vs. Towson, 12-11-10
 3FG 0.....
 FT..... 2..... 3x, latest at Morgan St., 12-18-10
 Rebounds..... 3.....vs. American, 12-14-10
 Assists..... 3..... 2x, latest vs. American, 12-11-10
 Blocks 0.....
 Steals 2.....vs. American, 12-14-10
 Minutes 33.....vs. American, 12-14-10

SMITH'S CAREER STATISTICS


Year	GP-GS	Min-Avg	FG-FGA	Pct	3FG-FGA	Pct	FT-FTA	Pct	Off	Def	Tot	Avg	PF	FO	Ast	TO	Blk	Stl	Pts	Avg
2008-09	13-1	112-8.6	4-16	.250	0-1	.000	4-6	.667	3	5	8	0.6	5	0	7	4	0	2	12	0.9
2009-10	17-0	118-6.9	8-18	.444	0-0	.000	5-7	.714	6	15	21	1.2	7	0	5	10	1	2	21	1.2
2010-11	11-4	163-13.9	3-16	.188	0-0	.000	6-6	1.000	3	8	11	1.0	10	0	12	15	0	4	12	1.1
Totals	41-5	393-9.6	15-50	.300	0-1	.000	15-19	.789	12	28	40	1.0	22	0	24	29	1	8	45	1.1

SMITH'S AMERICA EAST STATISTICS

Year	GP-GS	Min-Avg	FG-FGA	Pct	3FG-FGA	Pct	FT-FTA	Pct	Off	Def	Tot	Avg	PF	FO	Ast	TO	Blk	Stl	Pts	Avg
2008-09	7-1	77-11.0	2-12	.167	0-1	.000	2-4	.500	1	4	5	0.7	2	0	4	3	0	1	6	0.9
2009-10	6-0	39-6.5	4-7	.571	0-0	.000	0-0	.000	1	5	6	1.0	3	0	0	3	1	1	9	1.5
Totals	13-1	116-8.9	6-19	.316	0-1	.000	2-4	.500	2	9	11	0.8	5	0	4	3	1	2	15	1.2

34 JAKE WASCO

2010-11: Debuted with a four-minute stint vs. VMI on Nov. 14... Struggled with fouls (3 in 7 minutes) at Loyola, but did post a career-high three steals... Corralled six rebounds in seven minutes of action at Duquesne... Scored four points in that contest and matched that with four at Rider on Dec. 8... Played a season-high 14 minutes vs. the Broncs.



6-8 | 235 | Junior | Center
Philadelphia, Pa.
Franklin Learning Center

WASCO'S CAREER HIGHS

Points..... 12..... at Boston U., 1-12-10
 FG 4..... at Boston U., 1-12-10
 3FG 0.....
 FT..... 4..... at Boston U., 1-12-10
 Rebounds..... 13..... at Boston U., 1-12-10
 Assists..... 3..... vs. Binghamton, 1-24-10
 Blocks 3..... vs. UNH, 1-21-10
 Steals 3..... at Loyola, 11-17-10
 Minutes 35..... at Boston U., 1-12-10

WASCO'S CAREER HIGHS

Points..... 4..... 2x, latest at Rider, 12-8-10
 FG 2..... 2x, latest at Rider, 12-8-10
 3FG 0.....
 FT..... 0.....
 Rebounds..... 6..... at Duquesne, 11-27-10
 Assists..... 0.....
 Blocks 0.....
 Steals 0.....
 Minutes 14..... at Rider, 12-8-10

WASCO GAME-BY-GAME

OPPONENT	GS	MIN	FG-A	3FG-A	FT-A	REB	AST	TO	BLK	STL	PTS
VMI	4	0-1	0-0	0-0	0	0	0	1	0	0	0
at Loyola	7	0-0	0-0	0-0	0	0	0	1	0	3	0
CCSU	11	0-1	0-0	0-0	1	0	0	0	0	0	0
at Coppin	2	0-0	0-0	0-2	1	0	0	0	0	0	0
at Duquesne	7	2-2	0-0	0-0	6	0	0	0	0	0	4
at Penn	6	0-0	0-0	0-0	0	0	0	2	0	0	0
at U. Conn	9	0-0	0-0	0-0	1	0	0	1	0	0	0
at Rider	14	2-4	0-0	0-0	2	0	0	0	0	0	4
Towson	DNP-cd										
American	9	0-0	0-0	0-0	3	0	0	0	0	0	0
at Morgan	4	0-0	0-0	0-0	0	0	0	1	0	1	0
at Notre Dame											
Niagara											
Stony Brook											
Maine											
at Binghamton											
at Vermont											
Boston U.											
at Hartford											
at New Hampshire											
Albany											
at Stony Brook											
Binghamton											
at Maine											
Vermont											
New Hampshire											
at Boston U.											
Hartford											
at Albany											
Totals	73	4-8	0-0	0-2	14	0	4	0	3	8	
Avg.	7.3	.500	.000	.000	1.4	0.0	0.4	0.0	0.3	0.8	

WASCO'S CAREER STATISTICS

Year	GP-GS	Min-Avg	FG-FGA	Pct	3FG-FGA	Pct	FT-FTA	Pct	Off	Def	Tot	Avg	PF	FO	Ast	TO	Blk	Stl	Pts	Avg
2008-09	19-1	180-9.5	9-22	.409	0-0	.000	1-2	.500	11	17	28	1.5	33	1	4	4	4	2	19	1.0
2009-10	27-12	402-14.9	22-51	.431	0-0	.000	11-25	.440	28	44	72	2.7	69	2	18	22	18	6	55	2.0
2010-11	10-0	73-7.3	4-8	.500	0-0	.000	0-2	.000	6	8	14	1.4	17	1	0	6	0	4	8	0.8
Totals	56-13	655-11.7	35-81	.432	0-0	.000	12-29	.414	45	69	114	2.0	117	4	22	32	22	12	78	1.4

WASCO'S AMERICA EAST STATISTICS

Year	GP-GS	Min-Avg	FG-FGA	Pct	3FG-FGA	Pct	FT-FTA	Pct	Off	Def	Tot	Avg	PF	FO	Ast	TO	Blk	Stl	Pts	Avg
2008-09	12-0	112- 9.3	5-11	.455	0-0	.000	1-2	.500	6	12	18	1.5	24	1	3	1	3	2	11	0.9
2009-10	13-12	251-19.3	17-36	.472	0-0	.000	10-19	.526	18	28	46	3.5	37	1	14	16	12	4	44	3.4
Totals	25-12	3630	22-47	.468	0-0	.000	11-21	.524	24	40	64	2.6	61	2	17	17	15	6	55	2.2

10 CHRIS DE LA ROSA



Accolades: Named to America East Academic Honor Roll for the spring 2010 semester... Earned America East Player of the Week honors on March 1, 2010.

2010-11: Recorded nine assists in his season debut vs. VMI on Nov. 14... Also posted game-high five assists at Loyola on Nov. 17... Recorded his second career double-double with a career-high 30 points and a career-best 11 rebounds on Nov. 20 vs. Central Connecticut... Became UMBC's first 30-point scorer since Darryl Proctor tallied 33 in America East quarterfinals vs. Boston (3-8-09)... Has 55 points and 18 caroms in two career games vs. CCSU... Came within one rebound of recording the second triple-double in UMBC Div. I history with 14 points, 11 assists (tying career-best vs. Coppin State in 2009) and 9 rebounds at Coppin State on Nov. 23... Hit a baseline trey with 2.4 seconds left to send that game to overtime... Reached the 500-point plateau in his career after a 14-point effort at Duquesne on Nov. 27 and reached 250 assists after posting five at U.Conn... Made 13 consecutive free throws before a miss at Rider after starting the season at 15-of-29... Recorded his second double-double of the season and the third of his career with 23 points and 10 assists vs. Towson on Dec. 11... Had 15 first-half points vs. the Tigers... Posted third double-double of the campaign with 20 points/11 assists at Morgan State on Dec. 18... Produced the field goal or assist on 18 of UMBC's 22 field goals and accounted for 11 of the Retrievers' 12 assists in the game... He now has 228 assists in 41 games (5.6 per game) as a Retriever... **Leads America East in assists (6.8), is second in assist-to-turnover ratio (2.3), 4th in minutes played per game (34.9), and is tied for 8th in points per game (14.6)...** Was ranked 9th in the nation in assists per game entering play this week.

5-10 | 170 | Junior | Guard
Washington Heights, N.Y.
All Hallows/Siena

DE LA ROSA'S CAREER HIGHS

Points..... 30..... vs. Central Conn. St., 11-20-10
 FG 11..... at Cent. Conn State, 12-30-09
 3FG 2..... 5x, latest at U.Conn, 12-3-10
 FT..... 14..... at Hartford, 2-11-10
 Rebounds..... 11..... Cent. Conn. State, 11-20-10
 Assists 11 3x, latest at Morgan State, 12-18-10
 Blocks 0.....
 Steals 4..... at Penn State, 12-8-09
 Minutes 47..... at Cent. Conn State, 12-30-09

DE LA ROSA'S SEASON HIGHS

Points..... 30..... vs. Central Conn. St., 11-20-10
 FG 11..... at Cent. Conn State, 11-20-10
 3FG 2..... 4x, latest vs. American, 12-14-10
 FT..... 8..... vs. Central Conn. St., 11-23-10
 Rebounds..... 11..... vs. Cent. Conn. State, 11-20-10
 Assists 11 2x, latest at Morgan State, 12-18-10
 Blocks 0.....
 Steals 2..... 2x, latest vs. Towson, 12-11-10
 Minutes 43..... at Coppin State, 11-23-10

DE LA ROSA GAME-BY-GAME

OPPONENT	GS	MIN	FG-A	3FG-A	FT-A	REB	AST	TO	BLK	STL	PTS
VMI	*	33	3-10	0-3	1-2	4	9	3	0	0	7
at Loyola	*	33	5-14	0-4	0-3	3	5	1	0	2	10
CCSU	*	39	10-24	2-3	8-11	11	6	4	0	0	30
at Coppin	*	43	3-13	2-4	6-12	9	11	5	0	1	14
at Duquesne	*	32	5-12	0-1	4-4	1	5	3	0	0	14
at Penn	*	36	1-7	1-5	6-6	2	8	5	0	0	9
at U. Conn	*	31	4-17	2-4	3-3	5	5	2	0	1	13
at Rider		23	1-6	0-2	1-2	2	0	2	0	0	3
Towson	*	38	9-18	1-3	4-6	2	10	3	0	2	23
American	*	38	6-14	2-5	4-5	0	5	2	0	0	18
at Morgan1	*	38	7-14	0-3	6-8	5	11	2	0	0	20
at Notre Dame											
Niagara											
Stony Brook											
Maine											
at Binghamton											
at Vermont											
Boston U.											
at Hartford											
at New Hampshire											
Albany											
at Stony Brook											
Binghamton											
at Maine											
Vermont											
New Hampshire											
at Boston U.											
Hartford											
at Albany											
Totals	10	384	54-149	10-37	43-62	44	75	32	0	6	161
Avg.		34.9	.362	.270	.694	4.0	6.6	2.9	0.0	0.6	14.6

DE LA ROSA'S CAREER STATISTICS

Year	GP-GS	Min-Avg	FG-FGA	Pct	3FG-FGA	Pct	FT-FTA	Pct	Off	Def	Tot	Avg	PF	FO	Ast	TO	Blk	Stl	Pts	Avg
2007-08#	33-1	312-9.5	27-60	.450	2-8	.250	25-41	.610	3	16	19	0.6	19	0	51	30	0	19	81	2.5
2009-10	30-30	1007-33.6	124-298	.416	13-46	.283	90-116	.776	14	65	79	2.6	57	0	153	70	0	34	351	11.7
2010-11	11-10	384-34.9	54-149	.362	10-37	.270	43-62	.694	7	37	44	4.0	27	0	75	32	0	6	161	14.6
Totals	74-41	1683-22.7	205-507	.404	25-91	.275	158-217	.728	24	118	142	1.9	103	0	279	130	0	59	593	8.0

at Siena

DE LA ROSA'S AMERICA EAST STATISTICS

Year	GP-GS	Min-Avg	FG-FGA	Pct	3FG-FGA	Pct	FT-FTA	Pct	Off	Def	Tot	Avg	PF	FO	Ast	TO	Blk	Stl	Pts	Avg
2009-10	16-16	527-32.9	68-156	.436	8-29	.276	57-73	.781	7	32	39	2.4	27	0	76	32	0	17	201	12.6
Totals	16-16	527-32.9	68-156	.436	8-29	.276	57-73	.781	7	32	39	2.4	27	0	76	32	0	17	201	12.6

5 NICK GROCE



5-11 | 170 | Soph. | Guard
Upper Marlboro, Md.
Saint Mary's

2010-11: Suffered a broken foot in mid-October... Underwent successful surgery, but is out of the lineup indefinitely.

2009-10: Competed in 29 of 30 games, earning one start and scoring 2.7 points per game... Recorded 35 assists and only 22 turnovers while playing 16.2 minutes per game... Hit 14 of 16 free throw attempts... Nov. 21: Led UMBC with 32 minutes played at George Washington... Dec. 2: Dished out a season-high five assists and recorded no turnovers in 29 minutes of action at Towson... Dec. 8: Converted a season-best two 3-point field goals at Penn State... Dec. 12: In his first career start, scored a season-best eight points vs. Rider in 23 minutes of playing time... Jan. 2: Hit three of four shots from the floor (6 points) in his conference debut at Vermont... Jan. 16: Contributed four assists, with no turnovers, in 10 minutes of action at Albany... Played 105 minutes through parts of seven consecutive games (Jan. 6-Jan. 24) without a turnover... Jan. 30: Did not travel to Maine due to illness.

GROCE GAME-BY-GAME

OPPONENT	GS	MIN	FG-A	3FG-A	FT-A	REB	AST	TO	BLK	STL	PTS
VMI	DNP-inj.										
at Loyola	DNP-inj.										
CCSU	DNP-inj.										
at Coppin	DNP-inj.										
at Duquesne	DNP-inj.										
at Penn	DNP-inj.										
at U. Conn	DNP-inj.										
at Rider	DNP-inj.										
Towson	DNP-inj.										
American	DNP-inj.										
at Morgan	DNP-inj.										
at Notre Dame											
Niagara											
Stony Brook											
Maine											
at Binghamton											
at Vermont											
Boston U.											
at Hartford											
at New Hampshire											
Albany											
at Stony Brook											
Binghamton											
at Maine											
Vermont											
New Hampshire											
at Boston U.											
Hartford											
at Albany											

GROCE'S CAREER HIGHS

Points..... 8..... vs. Rider, 12-12-09
 FG 3.....2x, latest vs. Penn , 1-6-10
 3FG 2..... at Penn State, 12-8-09
 FT 4.....vs. Hartford, 1-14-10
 Rebounds..... 2..... 5x, latest vs. Stony Brook, 2-16-10
 Assists 5..... at Towson, 12-2-09
 Blocks 0.....
 Steals 2.....2x, latest at American, 12-20-09
 Minutes 32.....at Geo. Washington, 11-21-09

GROCE'S CAREER STATISTICS

Year	GP-GS	Min-Avg	FG-FGA	Pct	3FG-FGA	Pct	FT-FTA	Pct	Off	Def	Tot	Avg	PF	FO	Ast	TO	Blk	Stl	Pts	Avg
2009-10	29-1	470-16.2	30-75	.400	5-20	.250	14-16	.875	6	12	18	0.6	26	0	35	22	0	11	79	2.7
Totals	29-1	470-16.2	30-75	.400	5-20	.250	14-16	.875	6	12	18	0.6	26	0	35	22	0	11	79	2.7

GROCE'S AMERICA EAST STATISTICS

Year	GP-GS	Min-Avg	FG-FGA	Pct	3FG-FGA	Pct	FT-FTA	Pct	Off	Def	Tot	Avg	PF	FO	Ast	TO	Blk	Stl	Pts	Avg
2009-10	15-0	225-15.0	13-33	.394	1-4	.250	7-7	1.000	2	6	8	0.5	14	0	17	8	0	3	34	2.3
Totals	15-0	225-15.0	13-33	.394	1-4	.250	7-7	1.000	2	6	8	0.5	14	0	17	8	0	3	34	2.3

31 BRIAN NELLER

Accolades: Named America East Conference Rookie of the Week on Dec. 28, 2009.

2010-11: Hit one shot from behind the arc (1-of-3) in a nine-minute stint vs. VMI on Nov. 14... Broke out of a shooting slump by hitting 4-of-11 from behind the arc in a 14-point performance at Duquesne on Nov. 27... Tied with Chris De La Rosa for team-high scoring honors... Netted three of seven trey attempts at U.Conn on Dec. 3... Converted on three of eight from behind the arc vs. Towson on Dec. 11... Banged home 3-of-5 from behind the arc, including 3 of 4 in the second half at Morgan State.



6-4 | 195 | Soph. | Guard
Red Bank, N.J.

Christian Brothers Academy

NELLER GAME-BY-GAME

OPPONENT	GS	MIN	FG-A	3FG-A	FT-A	REB	AST	TO	BLK	STL	PTS
VMI	9	1-3	1-3	0-0	0	0	0	0	0	0	3
at Loyola	4	0-0	0-0	0-0	0	0	0	0	0	0	0
CCSU	4	0-1	0-1	0-0	0	0	0	0	0	0	0
at Coppin	10	0-7	0-6	0-0	1	0	1	0	1	0	0
at Duquesne	24	5-13	4-11	0-0	1	0	3	0	1	1	14
at Penn	15	1-5	1-5	0-0	1	0	0	0	1	3	3
at U. Conn	17	3-8	3-7	0-0	0	1	0	0	1	1	9
at Rider	22	0-11	0-8	0-0	1	2	1	0	0	0	0
Towson	12	3-8	3-8	0-0	0	0	1	0	0	0	9
American	5	0-1	0-1	0-0	0	0	1	0	0	0	0
at Morgan	11	3-5	3-5	0-0	0	0	0	0	0	0	9
at Notre Dame											
Niagara											
Stony Brook											
Maine											
at Binghamton											
at Vermont											
Boston U.											
at Hartford											
at New Hampshire											
Albany											
at Stony Brook											
Binghamton											
at Maine											
Vermont											
New Hampshire											
at Boston U.											
Hartford											
at Albany											
Totals	133	16-62	15-55	0-0	4	3	7	0	4	4	47
Avg.	12.1	.258	.273	.000	0.4	0.3	0.7	0.0	0.4	4.3	

NELLER'S CAREER HIGHS

Points..... 15..... at Toledo, 12-5-09
 FG 5.....2x, latest at Duquesne, 11-27-10
 3FG 5.....at Toledo, 12-5-09
 FT 1..... 2x, latest vs. Maine, 2-8-10
 Rebounds..... 3.....3x, latest vs. Vermont, 2-5-10
 Assists 2.....2x, latest at Rider, 12-8-10
 Blocks 1.....2x, latest vs. Vermont, 2-5-10
 Steals 3..... at Penn State, 12-8-09
 Minutes 27..... vs. Vermont, 2-5-10

NELLER'S SEASON HIGHS

Points..... 14..... at Duquesne, 11-27-10
 FG 5.....at Duquesne, 11-27-10
 3FG 4.....at Duquesne, 11-27-10
 FT..... 0.....
 Rebounds..... 1.....3x, latest at Penn, 11-30-10
 Assists 2..... at Rider, 12-8-10
 Blocks 0.....
 Steals 1.....4x, latest at U. Conn, 12-3-10
 Minutes 24..... at Duquesne, 11-27-10

NELLER'S CAREER STATISTICS

Year	GP-GS	Min-Avg	FG-FGA	Pct	3FG-FGA	Pct	FT-FTA	Pct	Off	Def	Tot	Avg	PF	FO	Ast	TO	Blk	Stl	Pts	Avg
2009-10	29-0	35.5-12.2	42-140	.300	38-122	.311	2-6	.333	4	19	23	0.8	22	0	11	15	2	10	124	4.3
2010-11	11-0	13.3-12.7	16-62	.258	15-55	.273	0-0	.000	1	3	4	0.4	16	0	3	7	0	5	47	4.3
Totals	40-0	48.8-12.2	58-202	.287	53-177	.299	2-6	.333	5	22	27	0.6	38	0	14	21	2	15	171	4.3

NELLER'S AMERICA EAST STATISTICS

Year	GP-GS	Min-Avg	FG-FGA	Pct	3FG-FGA	Pct	FT-FTA	Pct	Off	Def	Tot	Avg	PF	FO	Ast	TO	Blk	Stl	Pts	Avg
2009-10	16-0	18.8-11.8	20-68	.294	18-61	.295	1-4	.250	1	9	10	0.6	15	0	9	9	2	2	59	3.7
Totals	16-0	18.8-11.8	20-68	.294	18-61	.295	1-4	.250	1	9	10	0.6	15	0	9	9	2	2	59	3.7

20 ADRIAN SATCHELL

Accolades: Named to 2009-10 America East Conference All-Rookie Team, just the second Retriever (Jay Greene, 2005-06) to earn that honor.

2010-11: Hit 5-of-7 shots vs. VMI in the season opener, posting his ninth double figures scoring game with 10 points... After 33 consecutive starts, he did not start the game vs. Coppin State on Nov. 23... Tied Jamar Wertz for team-high (and season high) honors with six rebounds at U. Conn... Led Retrievers with season-high seven rebounds vs. Towson on Dec. 11... Has hit 50 percent or better from the floor in six of nine (where he has attempted at least one shot) games this season and 22 of 38 contests over 40 total career appearances.



6-5 | 205 | Soph. | Forward
Windsor, Conn.
Windsor

SATCHELL GAME-BY-GAME

OPPONENT	GS	MIN	FG-A	3FG-A	FT-A	REB	AST	TO	BLK	STL	PTS
VMI	*	20	5-7	0-0	0-0	3	2	0	0	2	10
at Loyola	*	24	4-6	0-0	0-1	3	0	0	0	1	8
CCSU	*	4	0-0	0-0	0-0	1	0	2	0	0	0
at Coppin		16	2-3	0-0	0-2	3	0	1	0	0	4
at Duquesne		12	2-5	0-0	0-0	4	1	2	0	1	4
at Penn		23	1-2	0-0	0-0	1	1	0	0	0	2
at U. Conn		28	3-5	0-0	2-2	6	0	0	0	1	8
at Rider	*	13	0-3	0-0	0-0	2	0	2	0	0	0
Towson	*	20	3-3	0-0	1-3	7	1	3	0	0	7
American	*	33	2-6	0-0	0-0	3	1	2	2	1	4
at Morgan	*	15	1-2	0-0	0-0	0	1	1	1	1	2
at Notre Dame											
Niagara											
Stony Brook											
Maine											
at Binghamton											
at Vermont											
Boston U.											
at Hartford											
at New Hampshire											
Albany											
at Stony Brook											
Binghamton											
at Maine											
Vermont											
New Hampshire											
at Boston U.											
Hartford											
at Albany											
Totals	7	208	23-42	0-0	3-8	33	7	13	3	7	49
Avg.		18.9	.548	.000	.375	3.3	0.7	1.2	0.3	0.7	4.5

SATCHELL'S CAREER HIGHS

Points..... 16..... vs. Hartford, 1-14-10
 FG 7..... vs. Hartford, 1-14-10
 3FG 1..... vs. Hartford, 1-14-10
 FT 3..... at Hartford, 2-11-10
 Rebounds..... 12..... vs. Vermont, 3-6-10
 Assists..... 2..... 3x, latest vs. VMI, 11-14-10
 Blocks 3..... vs. Coppin State, 11-24-09
 Steals 3..... vs. Morgan State, 11-15-09
 Minutes 37..... vs. Binghamton, 1-27-10

SATCHELL'S SEASON HIGHS

Points..... 10..... vs. VMI, 11-14-10
 FG 5..... vs. VMI, 11-14-10
 3FG 0.....
 FT 2..... at U. Conn, 12-3-10
 Rebounds..... 7..... vs. Towson, 12-11-10
 Assists..... 2..... vs. VMI, 11-14-10
 Blocks 2..... vs. American, 12-14-10
 Steals 2..... vs. VMI, 11-14-10
 Minutes 33..... vs. American, 12-14-10


SATCHELL'S CAREER STATISTICS

Year	GP-GS	Min-Avg	FG-FGA	Pct	3FG-FGA	Pct	FT-FTA	Pct	Off	Def	Tot	Avg	PF	FO	Ast	TO	Blk	Stl	Pts	Avg
2009-10	30-30	724-24.1	83-162	.512	1-3	.333	21-40	.525	45	107	152	5.1	82	1	14	23	14	17	188	6.3
2010-11	11-7	208-18.9	23-42	.548	0-0	.000	3-8	.375	15	18	33	3.0	38	2	7	13	3	7	49	4.5
TOTALS	41-37	899-21.9	106-204	.520	1-3	.333	24-48	.500	60	125	185	4.5	120	3	21	36	17	24	237	5.8

SATCHELL'S AMERICA EAST STATISTICS

Year	GP-GS	Min-Avg	FG-FGA	Pct	3FG-FGA	Pct	FT-FTA	Pct	Off	Def	Tot	Avg	PF	FO	Ast	TO	Blk	Stl	Pts	Avg
2009-10	16-16	407-25.4	49-100	.490	1-3	.333	12-20	.600	25	61	86	5.4	45	1	9	12	7	10	111	6.9
TOTALS	16-16	407-25.4	49-100	.490	1-3	.333	12-20	.600	25	61	86	5.4	45	1	9	12	7	10	111	6.9

3 JAMAR WERTZ



2010-11: Made his first appearance in a UMBC uniform on Nov. 14 vs. VMI and scored one point, added three rebounds and a steal... Saw increased action and scored six points in 21 minutes at Loyola on Nov. 17... Has covered on three field goals in each of his last four games (Nov. 17-Nov. 27) and is averaging 8.0 ppg in that span... Snared a season-best six rebounds, tying Adrian Satchell for team-high honors, in Dec. 3 contest at U. Conn... Scored season-high 11 points in 20 minutes vs. Towson on Dec. 11.

2009-10: Underwent arthroscopic knee surgery in early November... Returned to practice in January, but did not dress or compete in any contests... Will compete as a red-shirt freshman in 2010-11.

6-3 | 185 | R-Freshman | Guard
Suffolk, Va.
King's Fork

WERTZ GAME-BY-GAME

OPPONENT	GS	MIN	FG-A	3FG-A	FT-A	REB	AST	TO	BLK	STL	PTS
VMI		11	0-3	0-1	1-2	3	0	2	0	1	1
at Loyola		21	3-7	0-1	0-0	0	1	0	0	0	6
CCSU		19	3-7	2-6	1-3	3	0	1	0	1	9
at Coppin		23	3-5	0-1	2-2	5	1	0	1	0	8
at Duquesne		17	3-8	1-6	2-3	1	1	1	0	0	9
at Penn		8	0-2	0-0	0-0	1	1	1	0	0	0
at U. Conn		14	0-6	0-0	0-0	6	1	0	0	0	0
at Rider		16	2-6	2-5	0-0	1	2	0	0	0	6
Towson		20	4-8	2-3	1-2	0	0	1	0	0	11
American		14	0-1	0-1	0-0	2	0	2	0	1	0
at Morgan		14	0-0	0-0	0-0	1	0	1	0	0	0
at Notre Dame											
Niagara											
Stony Brook											
Maine											
at Binghamton											
at Vermont											
Boston U.											
at Hartford											
at New Hampshire											
Albany											
at Stony Brook											
Binghamton											
at Maine											
Vermont											
New Hampshire											
at Boston U.											
Hartford											
at Albany											
Totals		177	18-53	7-24	7-12	23	7	9	1	3	50
Avg.		16.1	.340	.292	.583	2.2	0.7	0.8	0.1	0.3	4.5

WERTZ'S SEASON HIGHS

Points..... 11..... vs. Towson, 12-11-10
 FG 4..... vs. Towson, 12-11-10
 3FG 2.....3x, latest vs. Towson, 12-11-10
 FT 2.....2x, latest at Duquesne, 11-27-10
 Rebounds..... 6..... at U. Conn, 12-3-10
 Assists..... 2..... at Rider, 12-8-10
 Blocks 1.....at Coppin State, 11-23-10
 Steals 1..... 3x, latest vs. American, 12-14-10
 Minutes 23.....at Coppin State, 11-23-10

25 MATT CONWAY



2010-11: Did not see any action in the opener vs. VMI, but did made his collegiate debut in a two- minute stint at Loyola on Nov. 17... Played seven minutes at Duquesne on Nov. 27 and recorded his first collegiate points.

Background: Held down the starting power forward position last year for a St. Thomas More Chancellor team that advanced to the semi-finals of both the NEPSAC Class A Tournament as well as the National Prep Championship... Averaged 13.4 points, 7.9 rebounds, 2 steals and 1 block for Riverview (23-6), the district runner-up in 2008-09... Scored over 1,000 points in his high school career... Posted a triple-double with 29 points, 12 rebounds and 10 blocked shots vs. Miami-Carol City in 2009... Named First-Team All-Area by the Herald Tribune... Earned Dean's List honors at Riverview... Best described as a skilled face-up four man with deceptive athleticism, Conway has a lethal mid-range jump shot with consistent range that extends out to the three-point line... Lists favorite NBA team as the Orlando Magic... Enjoys fishing and the outdoors... Son of Sarah and Sid Conway... Born March 19, 1991.

6-7 | 210 | Freshman | Forward
Sarasota, Fla.
Riverview/St. Thomas More


CONWAY GAME-BY-GAME

OPPONENT	GS	MIN	FG-A	3FG-A	FT-A	REB	AST	TO	BLK	STL	PTS
VMI	dnp-CD										
at Loyola	2		0-0	0-0	0-0	0	0	0	0	0	0
CCSU	4		0-0	0-0	0-0	0	0	0	0	0	0
at Coppin	dnp-CD										
at Duquesne	7	1-6	0-3	0-0	0	0	1	0	0	0	2
at Penn	dnp-CD										
at U. Conn	6	0-2	0-0	0-0	3	0	0	0	0	0	0
at Rider	6	0-0	0-0	0-0	0	0	1	0	0	0	0
Towson	dnp-CD										
American	1	0-0	0-0	0-0	0	0	0	0	0	0	0
at Morgan	dnp-CD										
at Notre Dame											
Niagara											
Stony Brook											
Maine											
at Binghamton											
at Vermont											
Boston U.											
at Hartford											
at New Hampshire											
Albany											
at Stony Brook											
Binghamton											
at Maine											
Vermont											
New Hampshire											
at Boston U.											
Hartford											
at Albany											
Totals	26	1-8	0-3	0-0	3	0	1	0	0	0	2
Avg.	4.3	.125	.000	.000	0.5	0.0	0.1	0.0	0.0	0.0	0.3

CONWAY'S SEASON HIGHS

Points..... 2..... at Duquesne, 11-27-10
 FG 1..... at Duquesne, 11-27-10
 3FG 0.....
 FT 0.....
 Rebounds..... 3..... at U. Conn, 12-3-10
 Assists..... 0.....
 Blocks 0.....
 Steals 0.....
 Minutes 7..... at Duquesne, 11-27-10

22 CHASE PLUMMER



2010-11: Debuted with a 13-point effort in 23 minutes of action vs. VMI on Nov. 14... Hit 5-of-10 shots from the floor and his first collegiate 3-point field goal... Added 11 points in 22 minutes at Loyola on Nov. 17 and became UMBC's first freshman to score in double figures in his first two games since Peter Mulligan did it in the 2000-01 season... Became UMBC's first freshman in 25 years of Division I basketball to score in double figures in his first three contests with a season-high 14-point effort vs. Central Connecticut (Nov. 20)... Scored 12 of UMBC's first 22 points in the game and added season high eight caroms... Named America East Rookie of the Week for games ending Nov. 21... Earned first collegiate start at Coppin State on Nov. 23 and scored 11 points... Tied for team-high scoring honors with nine points at Rider on Dec. 8... Attempted season-high 13 field goals at Morgan State on Dec. 18 and tallied 11 points... Had not scored in doubles since opening the season with four straight games of 10+ points.

6-6 | 220 | Freshman | Forward
Elizabeth, N.J.
St. Patrick

PLUMMER GAME-BY-GAME

OPPONENT	GS	MIN	FG-A	3FG-A	FT-A	REB	AST	TO	BLK	STL	PTS
VMI		23	5-10	1-3	2-3	2	0	0	0	1	13
at Loyola		22	4-9	0-0	3-4	4	2	4	0	2	11
CCSU		29	6-10	0-0	2-2	8	2	1	0	2	14
at Coppin	*	28	4-10	0-1	3-4	4	0	1	1	2	11
at Duquesne	*	16	0-2	0-0	0-0	3	1	2	1	0	0
at Penn	*	17	1-2	0-1	0-0	2	1	1	0	1	2
at U. Conn	*	21	1-6	0-1	0-2	1	0	2	0	1	2
at Rider		17	4-8	0-0	1-2	4	0	3	0	0	9
Towson		13	0-3	0-0	0-0	2	0	1	0	0	0
American		6	0-0	0-0	1-2	0	0	2	0	0	1
at Morgan		23	5-13	0-0	1-1	5	0	5	2	2	11
at Notre Dame											
Niagara											
Stony Brook											
Maine											
at Binghamton											
at Vermont											
Boston U.											
at Hartford											
at New Hampshire											
Albany											
at Stony Brook											
Binghamton											
at Maine											
Vermont											
New Hampshire											
at Boston U.											
Hartford											
at Albany											
Totals	4	192	25-60	1-6	12-19	30	6	17	2	8	63
Avg.		19.2	.417	.167	.632	3.0	0.6	1.7	0.2	0.8	6.3

PLUMMER'S SEASON HIGHS

Points..... 14..... vs. Cent. Conn St., 11-20-10
 FG 6..... vs. Cent. Conn St., 11-20-10
 3FG 1..... vs. VMI, 11-14-10
 FT..... 3..... 2x, latest at Coppin St., 11-23-10
 Rebounds..... 8..... vs. Cent. Conn. St., 11-20-10
 Assists..... 2..... 2x, latest vs. CCSU, 11-20-10
 Blocks 2..... at Morgan St., 12-18-10
 Steals 2..... 4x, latest at Morgan St., 11-23-10
 Minutes 29..... vs. Cent. Conn. State, 11-20-10

**GAME 1: VMI 94, UMBC 77
RAC ARENA, BALTIMORE, MD.
NOV. 14, 2010**

High-powered VMI (2-0) hit eight of 14 shots behind the arc in the second half to push past UMBC, 94-77, in the season opening for the Retrievers. Five Retrievers scored in double figures, three of whom were making their UMBC debuts and the other, forward Justin Fry, who missed the 2009-10 season after knee surgery.

Fry posted his fourth career double-double with 15 points and 11 rebounds, hitting six of nine shots from the floor. Newcomer Laurence Jolicoeur recorded his first career double-double with a team-high 16 points and 10 rebounds, while new addition Travis King posted 12 points in his Retriever debut. Freshman Chase Plummer scored 13 points, while sophomore Adrian Satchell added 10.

VMI was paced by junior guard Keith Gabriel, who scored 30 points on 9-of-17 shooting from the floor and 5-of-10 from behind the arc. Sophomore wing Stan Okoye added 21 points and a game high 14 rebounds, hitting 9-of-12 from the field.

The Keydets have led the nation in scoring in each of the past four seasons, an NCAA Division I record.

There were seven ties and eight lead changes in the first half and neither team led by more than four points as VMI went into halftime ahead, 38-35.

Fry converted on a traditional three-point play to give the Retrievers their final lead at 45-43 with 15:54 remaining. But Okoye matched Fry's three-point play with a driving bucket and free throw of his own to spur the visitors on a 17-6 run and take control with a 60-51 advantage with 10:27 to play.

Jolicoeur hit a trey with 7:50 remaining to make it a two-possession game at 64-58. But VMI would score on 12 of their final 14 possessions of the contest, including converting on five of their final six treys, to pull away down the stretch.

VMI hit 63.3 percent from the field (19-of-30) in the second half and finished the game at 48.5 percent (32-of-66). The Keydets hit 14 of 32 attempts from behind the arc in the contest. UMBC converted at a 41.8 percent clip (28-of-67) and struggled (6-of-24) from behind the arc.

UMBC junior guard Chris De La Rosa led all players with nine assists.

VMI vs UMBC

11-14-10 3:05 p.m. at RAC Arena, Baltimore, Md.

At RAC Arena, Baltimore, Md.

VMI 94, UMBC 77

VMI (2-0)

GABRIEL, Keith 9-17 7-11 30; OKOYE, Stan 9-12 3-4 21; GORE, Nick 5-7 1-2 14; BURKS, Ron 4-12 0-0 11; GLASGOW, Rodney 2-10 4-4 9; SPARKS, Michael 3-6 0-0 8; SARGENT, Stephen 0-1 1-2 1; WHITING, Wayne 0-1 0-0 0; CARR, Joe 0-0 0-0 0. Totals 32-66 16-23 94.

UMBC (0-1)

Jolicoeur, Laurence 5-13 5-7 16; Fry, Justin 6-9 2-5 15; Plummer, Chase 5-10 2-3 13; King, Travis 3-10 4-4 12; Satchell, Adrian 5-7 0-0 10; De La Rosa, Chris 3-10 1-2 7; Neller, Brian 1-3 0-0 3; Wertz, Jamar 0-3 1-2 1; Wasco, Jake 0-1 0-0 0; Smith, Bakari 0-1 0-0 0. Totals 28-67 15-23 77.

VMI	38	56	94
UMBC	35	42	77

3-point goals--VMI 14-32 (GABRIEL, Keith 5-10; BURKS, Ron 3-6; GORE, Nick 3-5; SPARKS, Michael 2-5; GLASGOW, Rodney 1-4; OKOYE, Stan 0-2), UMBC 6-24 (King, Travis 2-7; Plummer, Chase 1-3; Fry, Justin 1-2; Jolicoeur, Laurence 1-5; Neller, Brian 1-3; Wertz, Jamar 0-1; De La Rosa, Chris 0-3). Fouled out--VMI-None, UMBC-None. Rebounds--VMI 41 (OKOYE, Stan 14), UMBC 39 (Fry, Justin 11). Assists--VMI 16 (GLASGOW, Rodney 5), UMBC 17 (De La Rosa, Chris 9). Total fouls--VMI 18, UMBC 20. Technical fouls--VMI-None, UMBC-None. A-1910

**GAME 2: LOYOLA 83, UMBC 77
REITZ ARENA, BALTIMORE, MD.
NOV. 17, 2010**

UMBC guard Travis King (New Haven, Conn.) scored a career-high 22 points, but the host Loyola Greyhounds hit 29 of 35 free throw attempts and outlasted the Retrievers, 83-72, at Reitz Arena.

King hit 7-of-10 shots from the floor, 3-of-4 from behind the arc and all five free throw attempts. Three other Retrievers finished in double figures, as forward Laurence Jolicoeur scored 12, points, forward Chase Plummer added 11 points and guard Chris De La Rosa scored 10 points and added a game-high five assists.

UMBC got off to a strong start, taking a 16-8 advantage exactly six minutes into the first half. But the fouls started to pile up for the Retrievers, as the visitors were whistled for 13 violations in the first 20 minutes and the hosts hit 17 of 18 attempts from the charity stripe. Loyola took its first lead of the half on two free throws by Dylon Cormier with 4:30 to play in the half to put the Greyhounds ahead, 29-27.

Loyola led, 41-34, at intermission.

The Retrievers sliced into the deficit and crept within three points at 60-57 after a Justin Fry (New Bloomfield, Pa.) short jumper with 10:22 remaining. But Greyhound freshman guard Dylon Cormier hit seven consecutive points in an 11-0 run which put the hosts ahead, 71-57, just three minutes later. UMBC was unable to close within single figures the rest of the way.

Loyola outrebounded UMBC, 42-28, and shot 51 percent for the contest. Cormier hit 9-of-10 from the free throw line and let four Greyhounds in double figures with 20 points.

UMBC vs Loyola (Md.)

11/17/10 7 p.m. at Baltimore, Md. - Reitz Arena

At Baltimore, Md. - Reitz Arena

LOYOLA (MD.) 83, UMBC 72

UMBC (0-2)

King, Travis 7-10 5-5 22; Jolicoeur, Laurence 3-13 5-6 12; Plummer, Chase 4-9 3-4 11; De La Rosa, Chris 5-14 0-3 10; Satchell, Adrian 4-6 0-1 8; Wertz, Jamar 3-7 0-0 6; Fry, Justin 1-6 1-2 3; Wasco, Jake 0-0 0-0 0; Neller, Brian 0-0 0-0 0; Conway, Matt 0-0 0-0 0; Smith, Bakari 0-0 0-0 0. Totals 27-65 14-21 72.

LOYOLA (MD.) (1-1)

Cormier, Dylon 5-7 9-10 20; Etherly, Erik 6-11 4-4 16; Barney, Jamal 5-10 3-6 14; Hall, J'hared 3-7 5-6 11; Walker, Shane 2-7 5-5 9; Rudolph, Brian 2-2 3-4 8; Winbush, Anthony 1-3 0-0 3; Ivis, Paolo 1-2 0-0 2; Wiegand, Josh 0-0 0-0 0; Onyike, Chido 0-0 0-0 0; Wandrusch, Luke 0-0 0-0 0; Brooks, Julius 0-0 0-0 0; Olson, Robert 0-0 0-0 0. Totals 25-49 29-35 83.

UMBC	34	38	72
Loyola (Md.)	41	42	83

3-point goals--UMBC 4-13 (King, Travis 3-4; Jolicoeur, Laurence 1-2; De La Rosa, Chris 0-4; Wertz, Jamar 0-1; Fry, Justin 0-2), Loyola (Md.) 4-12 (Barney, Jamal 1-3; Winbush, Anthony 1-3; Cormier, Dylon 1-2; Rudolph, Brian 1-1; Hall, J'hared 0-3). Fouled out--UMBC-Jolicoeur, Laurence; Fry, Justin, Loyola (Md.)-None. Rebounds--UMBC 28 (Jolicoeur, Laurence 9), Loyola (Md.) 42 (Barney, Jamal 10). Assists--UMBC 11 (De La Rosa, Chris 5), Loyola (Md.) 15 (Winbush, Anthony 3; Rudolph, Brian 3). Total fouls--UMBC 26, Loyola (Md.) 21. Technical fouls--UMBC-None, Loyola (Md.)-None. A-859

**GAME 3: CENTRAL CT. 82, UMBC 74
RAC ARENA, BALTIMORE, MD.
NOV. 20, 2010**

UMBC junior guard Chris De La Rosa posted his second career double-double with 30 points and 11 rebounds, but the Retrievers fell to Central Connecticut State, 82-74, at the RAC Arena.

The scoring and rebounding figures for De La Rosa are both career highs. He has amassed 55 points in two meetings with the Blue Devils.

Spurred by the brilliant play by freshman forward Chase Plummer UMBC built an 11-point lead midway through the first half. Plummer entered the game just 1:37 into the proceedings and 12 of UMBC's first 22 points by the 11-minute mark of the half. When freshman Jamar Wertz buried a long trey, the Retrievers had built a 28-17 advantage at the exact mid-point of the stanza.

But Central would then outscore UMBC, 22-2, and amassed 32 points over the final 9:38 of the half to take command, 48-29, at intermission.

UMBC would tighten the defense in the second half and whittled the lead to three points on a De La Rosa driving layup at 55-52 with 11:25 remaining.

But Central built the lead back to nine points when UMBC made a last effort, as Wertz hit a trey and De La Rosa hit a driving layup to cut the deficit to 75-71 with 2:50 to play. But Blue Devil guard Shemik Thompson raced the length of the court for a layup of his own seven seconds later and UMBC never got the ball in a two-possession game the rest of the way.

De La Rosa hit 10 of 24 shots from the floor, 2-of-3 from behind the arc and 8-of-11 from the charity stripe. His 11 rebounds topped his previous career-best by four in 39 minutes of action. Plummer finished with 14 points and became the first freshman in 25 years of UMBC Division I basketball to score in double figures in his first three contests. Travis King also scored in double figures for the third consecutive game with 11 points.

Junior wing Ken Horton led four Blue Devils in double figures with 24 points and he tied De La Rosa for rebounding honors with 11. Central became the second straight team to shoot better than 50 percent from the field vs. UMBC, as they hit 31 of 61 (50.8 percent).

Central Connecticut vs UMBC

11-20-10 7:05 p.m. at RAC Arena, Baltimore, Md.

At RAC Arena, Baltimore, Md.

CENTRAL CONNECTICUT 82, UMBC 74

CENTRAL CONNECTICUT (3-0)

HORTON, Ken 8-14 6-7 24; THOMPSON, Shemik 8-19 3-4 19; DEANS, Markeys 7-10 4-6 18; PTACEK, Robby 6-10 1-3 14; BAILEY, Devan 2-3 0-0 5; ROSARIO, Vince 0-5 2-4 2; ALLEN, Terrell 0-0 0-0 0; EFESE, Joe 0-0 0-0 0. Totals 31-61 16-24 82.

UMBC (0-3)

De La Rosa, Chris 10-24 8-11 30; Plummer, Chase 6-10 2-2 14; King, Travis 4-7 1-2 11; Wertz, Jamar 3-7 1-3 9; Fry, Justin 3-6 2-4 8; Jolicoeur, Laurence 1-5 0-0 2; Wasco, Jake 0-1 0-0 0; Neller, Brian 0-1 0-0 0; Conway, Matt 0-0 0-0 0; Satchell, Adrian 0-0 0-0 0; Smith, Bakari 0-1 0-0 0. Totals 27-62 14-22 74.

Central Connecticut	49	33	82
UMBC	38	36	74

3-point goals--Central Connecticut 4-17 (HORTON, Ken 2-5; BAILEY, Devan 1-1; PTACEK, Robby 1-3; ROSARIO, Vince 0-4; THOMPSON, Shemik 0-4), UMBC 6-15 (Wertz, Jamar 2-6; King, Travis 2-3; De La Rosa, Chris 2-3; Jolicoeur, Laurence 0-1; Neller, Brian 0-1; Fry, Justin 0-1). Fouled out--Central Connecticut-BAILEY, Devan, UMBC-None. Rebounds--Central Connecticut 37 (HORTON, Ken 11), UMBC 38 (De La Rosa, Chris 11). Assists--Central Connecticut 11 (BAILEY, Devan 3; THOMPSON, Shemik 3), UMBC 9 (De La Rosa, Chris 6). Total fouls--Central Connecticut 17, UMBC 23. Technical fouls--Central Connecticut-None, UMBC-None. A-1372

**GAME 4: COPPIN STATE 71, UMBC 69, OT
PHYSICAL ED. COMPLEX, BALTIMORE, MD.
NOV. 23, 2010**

UMBC guard Chris De La Rosa came within a rebound of the second triple-double in school history, but the Retrievers were undone by horrific free throw shooting and dropped a 71-69 decision in overtime at Coppin State.

The Retrievers had two chances to win in the final seven seconds, but three-point attempts by Laurence Jolicoeur and De La Rosa were off-target. De La Rosa had put the game into extra time at 67-all with a trey from the right baseline with 2.4 seconds to play in regulation. He scored 14 points, added 11 assists and hauled down nine rebounds.

Guard Travis King led the Retrievers with 20 points, hitting 8-of-9 shots from the floor and 4-of-5 from behind the arc. UMBC missed 14 of 25 free throw attempts in the final 25 minutes of play and were 14 of 29 for the game.

Coppin State scored just four seconds into overtime, but UMBC then missed four consecutive free throws at the 3:09 and 2:27 marks. After another Eagle basket put them ahead, 71-67, with 1:57 to play, freshman guard Jamar Wertz did hit a pair of free throws to bring UMBC within two points with 62 seconds to play. The Eagles would misfire on the next possession and Jolicoeur got a solid look from 20 feet, but his shot hit the back rim. Coppin State's Akeem Ellis grabbed the rebound, but missed two free throws with 4.7 seconds left. De La Rosa hustled down the floor, but his off-balance 23-footer at the buzzer hit the glass left of the target.

UMBC hit a season-low 36.9 percent from the floor (24 of 65) and committed a season-high 18 turnovers. The Retrievers did outrebound the hosts, 52-42.

The Retrievers pounded Coppin on the glass in the first half, amassing 27 rebounds to the Eagles 14. Adrian Satchell ended the stanza with a lay-in off an offense carom at the buzzer to give the visitors a 29-21 advantage. But Coppin has exploded out of the blocks in the second half, opening the stanza on a 19-5 run to take a 40-34 lead five minutes into the half.

There were nine ties and seven lead changes in the second half. UMBC took a 63-62 lead on a De La Rosa free throw with 53 seconds remaining, but committed a foul on the next Eagle possession and Coppin's Vince Goldsberry converted both free throws to put the hosts ahead, 64-63 with 36 seconds to play. The Eagles' Brenden Doughty added a free throw with 23 seconds left, and De La Rosa drew a foul driving to the basket, but converted one of two free throws.

After Goldsberry hit both free throws with 10 seconds remaining to put the Eagles ahead to 67-64, De La Rosa drove down the right wing, handed to King, who returned the ball to an open De La Rosa in the corner and the junior guard buried the shot to second the game to overtime.

**COPPIN STATE 71, UMBC 69
UMBC (0-4)**

King, Travis 8-9 0-0 20; De La Rosa, Chris 3-13 6-12 14; Plummer, Chase 4-10 3-4 11; Wertz, Jamar 3-5 2-2 8; Jolicoeur, Laurence 3-8 0-2 7; Fry, Justin 1-9 3-5 5; Satchell, Adrian 2-3 0-2 4; Wasco, Jake 0-0 0-2 0; Neller, Brian 0-7 0-0 0; Smith, Bakari 0-1 0-0 0. Totals 24-65 14-29 69.

COPPIN STATE (1-2)

HARPER, Michael 7-15 2-2 21; GOLDSBERRY, Vince 4-9 7-7 15; WILLIAMS, Antonio 6-8 2-4 14; ELLIS, Akeem 3-11 1-7 7; KUCINSKAS, Ceslovas 1-3 3-4 5; MURRAY, Michael 2-7 0-0 4; DOUGHTY, Branden 1-5 1-2 3; GALLO, Tony 0-3 2-2 2; SIMPSON, Mike 0-2 0-2 0. Totals 24-63 18-30 71.

UMBC..... 29 38 2 - 69

Coppin State..... 21 46 4 - 71

3-point goals--UMBC 7-24 (King, Travis 4-5; De La Rosa, Chris 2-4; Jolicoeur, Laurence 1-5; Fry, Justin 0-2; Neller, Brian 0-6; Wertz, Jamar 0-1; Plummer, Chase 0-1), Coppin State 5-20 (HARPER, Michael 5-10; GOLDSBERRY, Vince 0-2; ELLIS, Akeem 0-3; MURRAY, Michael 0-1; GALLO, Tony 0-2; SIMPSON, Mike 0-2). Fouled out--UMBC-Fry, Justin, Coppin State-DOUGHTY, Branden. Rebounds--UMBC 52 (De La Rosa, Chris 9; Jolicoeur, Laurence 9), Coppin State 42 (ELLIS, Akeem 7; DOUGHTY, Branden 7). Assists--UMBC 15 (De La Rosa, Chris 11), Coppin State 9 (ELLIS, Akeem 3). Total fouls--UMBC 24, Coppin State 21. Technical fouls--UMBC-TEAM, Coppin State-None. A-418

**GAME 5: DUQUESNE 101, UMBC 69
A.J. PALUMBO CENTER, PITTSBURGH, PA.
NOV. 27, 2010**

Guards Chris De La Rosa and Brian Neller scored 14 points each, but the host Duquesne Dukes hit 30 free throws and 11 three-point field goals en route to a 101-69 victory at the A.J. Palumbo Center.

The Dukes sprinted out to a 17-4 lead as UMBC committed nine turnovers in the first 7:45 of the game. The Retrievers would settle down and after missing their first nine attempts from behind the arc, hit three of their last four. Sophomore Brian Neller hit back-to-back treys to trim the deficit to 40-30 with 2:11 to play in the half, but the Dukes hit their sixth and seventh trifectas in the final 50 seconds to go into the locker room with a 48-32 lead.

In a hectic first 4:19 of half, UMBC cut the lead to 54-44 on a Wertz trey, but the Dukes scored five straight to restore the lead to 59-44 and the Retrievers could not close within single digits the rest of the way.

De La Rosa surpassed the 500-point plateau in his career and added five assists.

Travis King scored in double figures for the fifth straight game with 11 points.

The Dukes hit 30 of 54 shots from the floor (55.6 percent) and 11 of 22 from behind the arc. They scored 36 points off a UMBC season-high 20 turnovers.

**DUQUESNE 101, UMBC 69
UMBC (0-5)**

De La Rosa, Chris 5-12 4-4 14; Neller, Brian 5-13 0-0 14; King, Travis 3-5 3-4 11; Wertz, Jamar 3-8 2-3 9; Fry, Justin 2-7 1-1 5; Jolicoeur, Laurence 1-5 2-2 4; Wasco, Jake 2-2 0-0 4; Satchell, Adrian 2-5 0-0 4; Smith, Bakari 0-1 2-2 2; Conway, Matt 1-6 0-0 2; Plummer, Chase 0-2 0-0 0. Totals 24-66 14-16 69.

DUQUESNE ((3-1))

CLARK, Bill 3-6 10-11 18; SAUNDERS, Damian 6-11 5-6 17; MONTEIRO, B.J. 4-7 2-4 12; JOHNSON, Sean 4-6 2-5 12; TALLEY, Mike 3-5 2-2 11; WRIGHT, Joel 3-4 5-8 11; PEGGAU, Rodrigo 3-7 3-5 9; JONES, Jerry 2-3 0-0 5; MCCONNELL, T.J. 2-5 0-0 5; MARHOLD, Andre 0-0 1-2 1; THEIS, David 0-0 0-0 0. Totals 30-54 30-43 101.

UMBC..... 32 37 - 69

Duquesne..... 48 53 - 101

3-point goals--UMBC 7-27 (Neller, Brian 4-11; King, Travis 2-4; Wertz, Jamar 1-6; Conway, Matt 0-3; Jolicoeur, Laurence 0-2; De La Rosa, Chris 0-1), Duquesne 11-22 (TALLEY, Mike 3-3; MONTEIRO, B.J. 2-5; CLARK, Bill 2-4; JOHNSON, Sean 2-3; MCCONNELL, T.J. 1-2; JONES, Jerry 1-1; PEGGAU, Rodrigo 0-1; SAUNDERS, Damian 0-3). Fouled out--UMBC-None, Duquesne-None. Rebounds--UMBC 36 (Fry, Justin 7), Duquesne 36 (CLARK, Bill 7). Assists--UMBC 11 (De La Rosa, Chris 5), Duquesne 22 (MCCONNELL, T.J. 5). Total fouls--UMBC 30, Duquesne 15. Technical fouls--UMBC-None, Duquesne-SAUNDERS, Damian. A-2015

**GAME 6: PENN 71, UMBC 59
THE PALESTRA, PHILADELPHIA, PA.
NOV. 30, 2010**

UMBC forward Justin Fry scored a season-high 16 points, but the Retrievers scored a season-low 59 points and fell to host Penn, 71-59, at the Palestra.

Turnovers also stung UMBC in its comeback effort, as the Retrievers committed 13 of 20 miscues in the second half.

Fry and UMBC got off to a solid start, as the grad student hit his first six shots from the floor in a 12-point first half. His fast break layup at the 12:50 mark of the first half gave the visitors a 12-6 lead, but Penn responded with a 9-2 run and took a 15-14 lead on a Jack Eggleston trey at the 9:10 mark.

Forward Laurence Jolicoeur hit a three-pointer with 3:13 to play in the half and knot the score at 23-all, but the Quakers went on a 9-3 run to close the half and lead, 32-26, at intermission.

The Quakers would build the lead to as many as 15 points at 52-37 midway through the second half, but Retriever guard Travis King sparked an 8-1 UMBC flurry with a pair of treys and the Retrievers were within, 53-45, with nine minutes remaining.

Penn would not make a field goal in the final twelve minutes of play, but converted 22 of 28 free throws in the final 8:34 to keep UMBC out of striking distance.

Fry finished 8-of-14 from the field and led UMBC with seven rebounds. King, held to two first-half points, hit 4-of-7 from behind the arc in the final 20 minutes and finished with 14 points. Jolicoeur added 13 points, while guard Chris De La Rosa scored nine points and added a game-high eight assists.

UMBC hit all 12 of its free throw attempts and is 26 of 28 in its last two games.

But Penn became the fourth team in six games to hit 50 percent or better from the floor against UMBC, converting on 19 of 36 (52.8 percent) attempts. UMBC hit 20 of 48 shots (41.7 percent) and was outrebounded, 24-22.

**PENN 71, UMBC 59
UMBC (0-6)**

Fry, Justin 8-14 0-0 16; King, Travis 5-11 0-0 14; Jolicoeur, Laurence 3-5 6-6 13; De La Rosa, Chris 1-7 6-6 9; Neller, Brian 1-5 0-0 3; Plummer, Chase 1-2 0-0 2; Satchell, Adrian 1-2 0-0 2; Wasco, Jake 0-0 0-0 0; Wertz, Jamar 0-2 0-0 0; Smith, Bakari 0-0 0-0 0. Totals 20-48 12-12 59.

PENN (3-3)

Cartwright, Miles 7-9 3-3 19; Eggleston, Jack 4-8 7-9 17; Rosen, Zack 2-4 7-8 12; Turley, Conor 3-4 5-8 11; Bernardini, Tyler 1-5 4-4 6; Schreiber, Andreas 2-2 0-0 4; Dougherty, Fran 0-1 2-2 2; Belcore, Rob 0-2 0-2 0; Smith, Darren 0-1 0-0 0. Totals 19-36 28-36 71.

UMBC..... 26 33 - 59

Penn..... 32 39 - 71

3-point goals--UMBC 7-23 (King, Travis 4-8; Neller, Brian 1-5; Jolicoeur, Laurence 1-2; De La Rosa, Chris 1-5; Plummer, Chase 0-1; Fry, Justin 0-2), Penn 5-14 (Eggleston, Jack 2-4; Cartwright, Miles 2-3; Rosen, Zack 1-3; Belcore, Rob 0-1; Smith, Darren 0-1; Bernardini, Tyler 0-2). Fouled out--UMBC-Satchell, Adrian; Wasco, Jake, Penn-None. Rebounds--UMBC 22 (Fry, Justin 7), Penn 24 (Eggleston, Jack 6; Rosen, Zack 6). Assists--UMBC 15 (De La Rosa, Chris 8), Penn 11 (Rosen, Zack 4). Total fouls--UMBC 25, Penn 14. Technical fouls--UMBC-None, Penn-None. A-1555

**GAME 7: No. 9 U. Conn 94, UMBC 61
XL CENTER, HARTFORD, CONN.
DEC. 3, 2010**

Connecticut guard Kemba Walker, the nation's leading scorer, posted a triple-double with 24 points, 13 rebounds and 10 assists as the ninth-ranked Huskies (7-0) defeated UMBC, 94-61, in the first meeting between the two schools.

UMBC grad student guard Travis King scored in double figures for the seventh consecutive game for the Retrievers, leading the visitors with 14 points.

The Huskies hit 33 of 59 shots from the floor (56 percent) and 12 of 23 (52 percent) from behind the arc.

The Huskies bounded out to an 11-2 lead, but the Retrievers would whittle the deficit to 21-18 on a Fry layup with 10:29 to play in the half. UMBC scrapped for 14 offensive boards in the first 20 minutes and took 17 more shots than U. Conn did in the first half, but converted only 13 field goals (31.7 percent). UMBC was within 37-30 after a Justin Fry jumper with 3:42 to play, but the Huskies finished the half on a 7-2 run and led 44-32 at the break.

The hosts hit 3-of-3 from behind arc to open second half on 13-3 run and surge ahead, 57-35, at 17:33 mark. U.Conn hit 15 of their first 21 shots from the field in the second half.

UMBC junior guard Chris De La Rosa scored 13 points and added five assists in the contest. Forward Laurence Jolicoeur and wing Brian Neller added nine points each, as Neller hit three of eight shots from behind the arc.

The Retrievers hit only 32.4 percent from the floor, converting just 23 of 71 shots from the field.

**UCONN 94, UMBC 61
UMBC (0-7)**

King, Travis 6-10 1-1 14; De La Rosa, Chris 4-17 3-3 13; Neller, Brian 3-8 0-0 9; Jolicoeur, Laurence 3-10 2-2 9; Satchell, Adrian 3-5 2-2 8; Fry, Justin 3-5 0-0 6; Plummer, Chase 1-6 0-2 2; Wasco, Jake 0-0 0-0 0; Conway, Matt 0-2 0-0 0; Wertz, Jamar 0-6 0-0 0; Smith, Bakari 0-2 0-0 0. Totals 23-71 8-10 61.

UMBC ((7-0))

WALKER, Kemba 9-13 4-4 24; LAMB, Jeremy 5-9 0-0 12; GIFFEY, Niels 4-5 0-0 11; SMITH, Roscoe 3-7 4-4 11; ORIAKHI, Alex 4-8 3-4 11; COOMBS-MCDANIEL, J. 4-8 0-4 10; BEVERLY, Donnell 2-2 2-2 7; NAPIER, Shabazz 1-4 3-4 6; OKWANDU, Charles 1-3 0-0 2; STEWART, Benjamin 0-0 0-0 0; BAILEY, Kyle 0-0 0-0 0; OLANDER, Tyler 0-0 0-0 0. Totals 33-59 16-22 94.

UMBC..... 32 29 - 61

UConn..... 44 50 - 94

3-point goals--UMBC 7-20 (Neller, Brian 3-7; De La Rosa, Chris 2-4; Jolicoeur, Laurence 1-4; King, Travis 1-3; Plummer, Chase 0-1; Fry, Justin 0-1), UConn 12-23 (GIFFEY, Niels 3-4; LAMB, Jeremy 2-4; WALKER, Kemba 2-3; COOMBS-MCDANIEL, J. 2-5; SMITH, Roscoe 1-3; NAPIER, Shabazz 1-3; BEVERLY, Donnell 1-1). Fouled out--UMBC-None, UConn-None. Rebounds--UMBC 32 (Wertz, Jamar 6; Satchell, Adrian 6), UConn 44 (WALKER, Kemba 13). Assists--UMBC 10 (De La Rosa, Chris 5), UConn 26 (WALKER, Kemba 10). Total fouls--UMBC 17, UConn 12. Technical fouls--UMBC-None, UConn-None. A-10591

**GAME 8: Rider 81, UMBC 39
ALUMNI GYM, LAWRENCEVILLE, N.J.
DEC. 8, 2010**

UMBC concluded its five-game road swing with a 81-39 loss at Rider.

Freshman Chase Plummer and grad student post Justin Fry led UMBC with 9 points apiece.

UMBC got out to a 7-0 lead, but committed 13 first half turnovers and the hosts hit 14 of their final 19 shots in the final 15:17 of the half. Rider's run was 41-4 before settling for a 43-15 halftime advantage.

UMBC hit only 28.6 percent from the floor, making only 16 of 56 shots from the floor. Rider hit 27 of 46 shots from the floor (58.7 percent).

**UMBC vs Rider University
12/08/10 7:52pm at Lawrenceville, N.J. (Alumni Gym)
At Lawrenceville, N.J. (Alumni Gym)**

**RIDER UNIVERSITY 81, UNIV. MARYLAND BALT. COUNTY 39
UMBC (0-8)**

Plummer, Chase 4-8 1-2 9; Fry, Justin 4-11 1-2 9; King, Travis 3-5 0-2 8; Wertz, Jamar 2-6 0-0 6; Wasco, Jake 2-4 0-0 4; De La Rosa, Chris 1-6 1-2 3; Jolicoeur, Laurence 0-1 0-0 0; Neller, Brian 0-11 0-0 0; Conway, Matt 0-0 0-0 0; Satchell, Adrian 0-3 0-0 0; Smith, Bakari 0-1 0-0 0. Totals 16-56 3-8 39.

RIDER UNIVERSITY (6-4)

Penn, Brandon 4-8 4-5 13; Nd-Ezuma, Dera 5-6 2-2 12; Robinson, Justin 3-8 2-2 9; Myles, Anthony 4-6 0-0 9; Pereira, Tommy 3-4 0-0 9; Ringgold, Mike 2-5 3-6 7; Mansell, Patrick 2-3 0-0 6; Gadson, Novar 2-3 2-2 6; Thompson, Jonathon 1-2 4-5 6; Stewart, Danny 1-1 2-4 4. Totals 27-46 19-26 81.

UMBC..... 15 24 - 39

Rider University..... 43 38 - 81

3-point goals--UMBC 4-19 (Wertz, Jamar 2-5; King, Travis 2-3; De La Rosa, Chris 0-2; Jolicoeur, Laurence 0-1; Neller, Brian 0-8), Rider University 8-18 (Pereira, Tommy 3-4; Mansell, Patrick 2-3; Myles, Anthony 1-3; Robinson, Justin 1-3; Penn, Brandon 1-3; Thompson, Jonathon 0-1; Gadson, Novar 0-1). Fouled out--UMBC-Plummer, Chase, Rider University-None. Rebounds--UMBC 31 (Fry, Justin 6), Rider University 36 (Stewart, Danny 6; Ringgold, Mike 6). Assists--UMBC 8 (Smith, Bakari 3), Rider University 14 (Robinson, Justin 4; Thompson, Jonathon 4). Total fouls--UMBC 16, Rider University 10. Technical fouls--UMBC-TEAM, Rider University-None. A-1608

**GAME 9: Towson 86, UMBC 77
RAC ARENA, BALTIMORE, MD.
DEC. 11, 2010**

UMBC junior guard Chris De La Rosa led all scorers with 23 points and posted a double-double with 10 assists, but the visiting Towson Tigers scored 53 second-half points to post a come-from-behind 86-77 victory at the RAC Arena.

UMBC fell despite hitting 50 percent (29 of 58) from the floor. The Retrievers were done in by being outrebounded, 42-25, and outscored, 18-3, in second-chance points.

The Retrievers led, 38-33, at halftime, and built the margin to 43-36 two minutes into the second half. But Towson scored the game's next eight points to take a 44-43 lead with 16:38 remaining. There were seven lead changes and five tie over the next ten minutes, culminating in a 62-all deadlock on a Justin Fry jumper with 6:11 to play.

But Towson would take advantage of two key UMBC turnovers against the press, igniting a 15-4 run over the next five minutes to take command of the contest with a 77-66 lead with only 70 seconds remaining.

De La Rosa, UMBC's America East Player of the Game, hit 9-of-18 shots from the floor in 38 minutes of action.

UMBC (0-9) freshman wing Jamar Wertz scored a season high 11 points in a reserve role.

Towson (3-5) had all five starters in double figures, led by forward Braxton Dupree, who led the visitors with 17 points and led all players with 11 rebounds.

UMBC committed eight of 14 turnovers in the second half and misfired on seven of 12 free throws in the final 20 minutes.

TOWSON vs UMBC

12/11/10 7:00 p.m. at Baltimore
At Baltimore

TOWSON 86, UMBC 77

TOWSON (3-5)

Dupree, Braxton 6-12 5-9 17; Philmore, Isaiah 6-9 4-5 16; Franklin, Troy 4-12 4-4 15; Polk, Rashawn 3-8 4-4 11; Morris, Brian 2-4 5-6 10; Gumbs, Erique 3-4 0-0 6; Conner, Dre 1-1 4-4 6; Brown, Josh 2-7 0-0 5. Totals 27-57 26-32 86.

UMBC (0-9)

De La Rosa, Chris 9-18 4-6 23; Wertz, Jamar 4-8 1-2 11; Neller, Brian 3-8 0-0 9; King, Travis 2-5 3-4 9; Jolicoeur, Laurence 3-3 2-3 8; Satchell, Adrian 3-3 1-3 7; Fry, Justin 3-6 0-2 6; Smith, Bakari 2-4 0-0 4; Plummer, Chase 0-3 0-0 0. Totals 29-58 11-20 77.

TOWSON..... 33 53 - 86

UMBC..... 38 39 - 77

3-point goals--TOWSON 6-15 (Franklin, Troy 3-7; Morris, Brian 1-2; Polk, Rashawn 1-3; Brown, Josh 1-3), UMBC 8-18 (Neller, Brian 3-8; King, Travis 2-4; Wertz, Jamar 2-3; De La Rosa, Chris 1-3). Fouled out--TOWSON-None, UMBC-Fry, Justin. Rebounds--TOWSON 42 (Dupree, Braxton 11), UMBC 25 (Satchell, Adrian 7). Assists--TOWSON 12 (Morris, Brian 5), UMBC 14 (De La Rosa, Chris 10). Total fouls--TOWSON 17, UMBC 23. Technical fouls--TOWSON-Franklin, Troy, UMBC-None. A-1952
UMBC #55 Jolicoeur flagrant foul at 12:41 (2nd half), ejected

GAME 10: American 66, UMBC 53
RAC Arena, Baltimore, Md.
DEC. 14, 2010

UMBC guards Travis King and Chris De La Rosa combined for 38 points, but an anemic first-half offensive performance spelled defeat for the Retrievers, as visiting American defeated UMBC, 66-53, at the RAC Arena.

The 66 points allowed by UMBC was a season low and 18 points below the team's defensive scoring average.

King led all scorers with 20 points, scoring 17 in the second half. De La Rosa added 18 points and five assists in 38 minutes of action.

American was led by Georgia transfer Troy Brewer, who scored 18 points, hitting 4 of 8 shots from behind the arc.

But UMBC had a dreadful stretch in the final 14 minutes of the first half and dug a 19-point deficit at intermission. The Retrievers could not take full advantage of a cold-shooting Eagles' start, as the visitors misfired on 11 of their first 12 shots from the floor. UMBC did build a 10-3 lead six minutes into the game, but converted on just two field goals in the final 14 minutes of the half and committed nine of ten first half turnovers in that stretch. American would outscore UMBC, 32-6, and take a commanding 35-16 lead into halftime.

American extended the lead to as many as 23 points at 50-27 with 10:49 remaining, but UMBC dug in defensively and was sparked by the starting backcourt duo of King and De La Rosa. When King stole the ball from American's Vlad Moldoveanu and drove downcourt for a layup and foul, UMBC had whittled the deficit to 56-47 with 1:28 to play. But King missed the ensuing free throw and Eagle post Stephen Lumpkins converted a three-point play inside 15 seconds later to snuff out the hopes of a Retriever rally.

After being outscored, 18-3 on second chance points by Towson on Saturday, UMBC was outpointed, 10-3, in the same category against the Eagles. American had a 38-27 rebounding edge and only three Retrievers managed a single offensive rebound apiece.

American vs UMBC
 12-14-10 7:35 p.m. at RAC Arena, Baltimore, Maryland
 At RAC Arena, Baltimore, Maryland
 AMERICAN 66, UMBC 53
 AMERICAN (6-3)

Brewer, Troy 6-12 2-3 18; Lumpkins, Stephen 4-11 3-6 11; Munoz, Daniel 3-3 2-2 10; Moldoveanu, Vlad 2-10 5-6 9; Hinkle, Charles 2-10 3-4 8; Luptak, Steve 2-2 0-0 6; Hendra, Nick 1-4 2-2 4; Wroblicky, Tony 0-0 0-0 0; Fisher, Daniel 0-0 0-0 0. Totals 20-52 17-23 66.
 UMBC (0-10)

King, Travis 7-11 3-4 20; De La Rosa, Chris 6-14 4-5 18; Fry, Justin 0-5 6-10 6; Satchell, Adrian 2-6 0-0 4; Smith, Bakari 1-2 2-2 4; Plummer, Chase 0-0 1-2 1; Jolicoeur, Laurence 0-1 0-0 0; Wasco, Jake 0-0 0-0 0; Neller, Brian 0-1 0-0 0; Conway, Matt 0-0 0-0 0; Wertz, Jamar 0-1 0-0 0. Totals 16-41 16-23 53.

American.....	35	31	-	66
UMBC.....	16	37	-	53

3-point goals--American 9-23 (Brewer, Troy 4-8; Munoz, Daniel 2-2; Luptak, Steve 2-2; Hinkle, Charles 1-6; Hendra, Nick 0-1; Moldoveanu, Vlad 0-4), UMBC 5-14 (King, Travis 3-6; De La Rosa, Chris 2-5; Jolicoeur, Laurence 0-1; Neller, Brian 0-1; Wertz, Jamar 0-1). Fouled out--American-None, UMBC-None. Rebounds--American 38 (Lumpkins, Stephen 10), UMBC 27 (Fry, Justin 7). Assists--American 14 (Hendra, Nick 4), UMBC 10 (De La Rosa, Chris 5). Total fouls--American 19, UMBC 22. Technical fouls--American-Brewer, Troy, UMBC-None. A-1744

GAME 11: Morgan State 75, UMBC 62
Hill Field House, Baltimore, Md.
DEC. 18, 2010

Junior guard Chris De La Rosa posted his third double-double of the season with game-highs of 20 points and 11 assists, but the visiting Retrievers fell at Morgan State, 75-62.

Posts Laurence Jolicoeur and Chase Plummer also scored in double figures for UMBC, with 13 and 11 points respectively.

But Morgan State hit 23 of 38 shots (60.5 percent) for the game and hit 18 second-half free throws to withstand a UMBC rally.

Morgan hit 15 of 25 shots from the floor in the first half and used a 10-0 run midway through the half to lead by as many as 22 points at 34-12 with 4:08 to play in the half. The Retrievers would claw back, ending the stanza on a 15-6 run to cut the deficit to 40-27 at the break.

UMBC continued to inch its way back in to the game, as the visitors started the second half on 11-6 run and closed to within 46-38 with 11:34 to play.

The Bears were leading, 51-40, and UMBC had the ball when the Retriever surge came to an abrupt halt.

With eight minutes remaining, Plummer drove to the basket and hit the deck hard, and Morgan's Tola Lawal snared the rebound and passed down court to DeWayne Jackson for an uncontested dunk. As UMBC brought the ball up the court, head coach Randy Monroe was assessed his second technical foul and ejected from the contest.

UMBC would go without a field goal for four minutes as the hosts completed 18-6 scoring run and built a 64-44 advantage before a De La Rosa layup with 3:36 to play.

The Retrievers did not relent, as sophomore guard Brian Neller hit three late treys, the final one from nearly 30 feet, bringing UMBC to within 69-59 with 1:28 to play. Trailing 72-60 with 68 seconds remaining, Neller's final attempt from behind the arc went in and out, and Morgan State sealed the win from the charity stripe.

De La Rosa had 11 of UMBC's 12 assists and tied Plummer for team-high honors with five caroms. Jackson led five Bears in double figures with 15 points.

MORGAN STATE MEN 75, UMBC 62
 UMBC (0-11)
 De La Rosa, Chris 7-14 6-8 20; Jolicoeur, Laurence 4-8 4-4 13; Plummer, Chase 5-13 1-1 11; Neller, Brian 3-5 0-0 9; Fry, Justin 2-6 1-1 5; Satchell, Adrian 1-2 0-0 2; Smith, Bakari 0-3 2-2 2; Wasco, Jake 0-0 0-0 0; King, Travis 0-2 0-0 0; Wertz, Jamar 0-0 0-0 0. Totals 22-53 14-16 62.

MORGAN STATE MEN (4-4 (1-0) MEAC)
 JACKSON,DeWayne 5-8 5-8 15; THOMPSON,Kevin 6-9 2-6 14; BROOKS,Aric 3-6 7-8 14; LAWAL,Tola 3-3 4-6 10; BLACK,Justin 4-4 0-0 10; BASTFIELD,Larry 1-2 1-2 4; ALI,Ameer 0-2 4-6 4; STOKES,Rodney 1-2 2-2 4; JOHNSON,Gene 0-2 0-0 0.
 Totals 23-38 25-38 75.

UMBC.....	27	35	-	62
Morgan State Men.....	40	35	-	75

3-point goals--UMBC 4-14 (Neller, Brian 3-5; Jolicoeur, Laurence 1-4; Fry, Justin 0-1; King, Travis 0-1; De La Rosa, Chris 0-3), Morgan State Men 4-7 (BLACK,Justin 2-2; BASTFIELD,Larry 1-1; BROOKS,Aric 1-2; JACKSON,DeWayne 0-2). Fouled out--UMBC-Satchell, Adrian, Morgan State Men-BLACK,Justin. Rebounds--UMBC 23 (De La Rosa, Chris 5; Plummer, Chase 5), Morgan State Men 28 (THOMPSON,Kevin 7; ALI,Ameer 7). Assists--UMBC 12 (De La Rosa, Chris 11), Morgan State Men 12 (BASTFIELD,Larry 4). Total fouls--UMBC 24, Morgan State Men 17. Technical fouls--UMBC-TEAM 2, Morgan State Men-None. A-479

UMBC Combined Team Statistics (as of Dec 20, 2010)
All games

RECORD:	OVERALL	HOME	AWAY	NEUTRAL
ALL GAMES	0-11	0-4	0-7	0-0
CONFERENCE	0-0	0-0	0-0	0-0
NON-CONFERENCE	0-11	0-4	0-7	0-0

#	Player	gp-gs	Total		3-Point		F-Throw		Rebounds				pf	dq	a	to	blk	stl	pts	avg		
			min	avg	fg-fga	pct	3fg-fga	pct	ft-fta	pct	off	def									tot	avg
10	De La Rosa, Chris	11-10	384	34.9	54-149	.362	10-37	.270	43-62	.694	7	37	44	4.0	27	0	75	32	0	6	161	14.6
11	King, Travis	11-11	316	28.7	48-85	.565	25-48	.521	20-26	.769	2	26	28	2.5	26	0	6	20	2	15	141	12.8
55	Jolicoeur, Laurence	11-8	235	21.4	26-72	.361	6-27	.222	26-32	.813	18	31	49	4.5	32	1	4	24	2	5	84	7.6
30	Fry, Justin	11-11	295	26.8	33-84	.393	1-11	.091	17-32	.531	21	41	62	5.6	36	3	12	15	7	7	84	7.6
22	Plummer, Chase	11-4	215	19.5	30-73	.411	1-6	.167	13-20	.650	16	19	35	3.2	26	1	6	22	4	10	74	6.7
03	Wertz, Jamar	11-0	177	16.1	18-53	.340	7-24	.292	7-12	.583	10	13	23	2.1	19	0	7	9	1	3	50	4.5
20	Satchell, Adrian	11-7	208	18.9	23-42	.548	0-0	.000	3-8	.375	15	18	33	3.0	38	2	7	13	3	7	49	4.5
31	Neller, Brian	11-0	133	12.1	16-62	.258	15-55	.273	0-0	.000	1	3	4	0.4	16	0	3	7	0	5	47	4.3
01	Smith, Bakari	11-4	163	14.8	3-16	.188	0-0	.000	6-6	1.000	3	8	11	1.0	10	0	12	15	0	4	12	1.1
34	Wasco, Jake	10-0	73	7.3	4-8	.500	0-0	.000	0-2	.000	6	8	14	1.4	18	1	0	6	0	4	8	0.8
25	Conway, Matt	6-0	26	4.3	1-8	.125	0-3	.000	0-0	.000	1	2	3	0.5	2	0	0	2	0	1	2	0.3
Total.....		11	2225		256-652	.393	65-211	.308	135-200	.675	130	223	353	32.1	250	8	132	169	19	67	712	64.7
Opponents.....		11	2225		291-581	.501	82-203	.404	240-332	.723	112	298	410	37.3	181	-	162	154	50	80	904	82.2

TEAM STATISTICS	UMBC	OPP	Date	Opponent	Score	Att.
SCORING	712	904	11-14-10	VMI	L 94-77	1910
Points per game	64.7	82.2	11/17/10	at Loyola (Md.)	L 72-83	859
Scoring margin	-17.5	-	11-20-10	CENTRAL CONNECTICUT	L 82-74	1372
FIELD GOALS-ATT	256-652	291-581	11/23/10	at Coppin State	Lot 69-71	418
Field goal pct	.393	.501	11/27/10	at Duquesne	L 69-101	2015
3 POINT FG-ATT	65-211	82-203	11-30-10	at Penn	L 59-71	1555
3-point FG pct	.308	.404	12-3-10	at UConn	L 61-94	10591
3-pt FG made per game	5.9	7.5	12/08/10	at Rider University	L 39-81	1608
FREE THROWS-ATT	135-200	240-332	12/11/10	TOWSON	L 86-77	1952
Free throw pct	.675	.723	12-14-10	AMERICAN	L 66-53	1744
F-Throws made per game	12.3	21.8	12-18-10	at Morgan State Men	L 62-75	479
REBOUNDS	353	410	* - Conference game			
Rebounds per game	32.1	37.3				
Rebounding margin	-5.2	-				
ASSISTS	132	162				
Assists per game	12.0	14.7				
TURNOVERS	169	154				
Turnovers per game	15.4	14.0				
Turnover margin	-1.4	-				
Assist/turnover ratio	0.8	1.1				
STEALS	67	80				
Steals per game	6.1	7.3				
BLOCKS	19	50				
Blocks per game	1.7	4.5				
ATTENDANCE	6978	17525				
Home games-Avg/Game	4-1744	7-2504				
Neutral site-Avg/Game	-	0-0				

Score by Periods	1st	2nd	OT	Totals
UMBC	322	388	2	712
Opponents	424	476	4	904

UMBC Team Game-by-Game Comparison (as of Dec 20, 2010)
All games

Opponent	1st	2nd	Score	Mar	Total FG	FG Pct	3-Pointers	3FG Pct	Free Throws	FT Pct	Rebounds	Assist	T/Over	Block	Steal	Fouls
VMI	35/38	42/56	77-94	(17)	28-67/32-66	.418/.485	6-24/14-32	.250/.438	15-23/16-23	.652/.696	39/41 (2)	17/16	13/15	0/4	7/5	20/18
Loyola (Md.)	34/41	38/42	72-83	(11)	27-65/25-49	.415/.510	4-13/4-12	.308/.333	14-21/29-35	.667/.829	28/42 (14)	11/15	11/18	1/2	9/9	26/21
CENTRAL CONNECTICUT	38/49	36/33	74-82	(8)	27-62/31-61	.435/.508	6-15/4-17	.400/.235	14-22/16-24	.636/.667	38/37 +1	9/11	14/12	0/8	4/4	23/17
Coppin State	29/21	38/46	69-71	(2)	24-65/24-63	.369/.381	7-24/5-20	.292/.250	14-29/18-30	.483/.600	52/42 +10	15/9	18/15	6/4	7/10	24/21
Duquesne	32/48	37/53	69-101	(32)	24-66/30-54	.364/.556	7-27/11-22	.259/.500	14-16/30-43	.875/.698	36/36 -	11/22	20/12	3/5	6/9	30/15
Penn	26/32	33/39	59-71	(12)	20-48/19-36	.417/.528	7-23/5-14	.304/.357	12-12/28-36	.000/.778	22/24 (2)	15/11	20/17	0/2	6/9	25/14
UConn	32/44	29/50	61-94	(33)	23-71/33-59	.324/.559	7-20/12-23	.350/.522	8-10/16-22	.800/.727	32/44 (12)	10/26	13/13	2/10	6/5	17/12
Rider University	15/43	24/38	39-81	(42)	16-56/27-46	.286/.587	4-19/8-18	.211/.444	3-8/19-26	.375/.731	31/36 (5)	8/14	19/15	0/5	6/11	16/10
TOWSON	38/33	39/53	77-86	(9)	29-58/27-57	.500/.474	8-18/6-15	.444/.400	11-20/26-32	.550/.813	25/42 (17)	14/12	14/14	1/2	4/8	23/17
AMERICAN	16/35	37/31	53-66	(13)	16-41/20-52	.390/.385	5-14/9-23	.357/.391	16-23/17-23	.696/.739	27/38 (11)	10/14	14/10	3/3	6/4	22/19
Morgan State Men	27/40	35/35	62-75	(13)	22-53/23-38	.415/.605	4-14/4-7	.286/.571	14-16/25-38	.875/.658	23/28 (5)	12/12	13/13	3/5	6/6	24/17

Note: Game totals are displayed in the format TEAM/OPPONENT for each category

UMBC Game-by-Game Points-Rebounds-Assists (as of Dec 20, 2010)
All games

Opponent	Date	Score		01	03	10	11	20	22	25
				SMITH,BAKA	WERTZ,JAMA	DE LA ROSA	KING,TRAVI	SATCHELL,A	PLUMMER,CH	CONWAY,MAT
VMI	11-14-10	77-94	L	0-2-2	1-3-0	7-4-9	12-2-2	10-3-2	13-2-0	DNP
at Loyola (Md.)	11/17/10	72-83	L	0-0-0	6-0-1	10-3-5	22-3-0	8-3-0	11-4-2	0-0-0
CENTRAL CONNECTICUT	11-20-10	74-82	L	0-0-0	9-3-0	30-11-6	11-1-0	0-1-0	14-8-2	0-0-0
at Coppin State	11/23/10	69-71	LO	0-2-0	8-5-1	14-9-11	20-4-3	4-3-0	11-4-0	DNP
at Duquesne	11/27/10	69-101	L	2-0-1	9-1-1	14-1-5	11-4-1	4-4-1	0-3-1	2-0-0
at Penn	11-30-10	59-71	L	0-1-2	0-1-1	9-2-8	14-1-0	2-1-1	2-2-1	DNP
at UConn	12-3-10	61-94	L	0-0-0	0-6-1	13-5-5	14-2-0	8-6-0	2-1-0	0-3-0
at Rider University	12/08/10	39-81	L	0-2-3	6-1-2	3-2-0	8-3-0	0-2-0	9-4-0	0-0-0
TOWSON	12/11/10	77-86	L	4-1-1	11-0-0	23-2-10	9-2-0	7-7-1	0-2-0	DNP
AMERICAN	12-14-10	53-66	L	4-3-3	0-2-0	18-0-5	20-5-0	4-3-1	1-0-0	0-0-0
at Morgan State Men	12-18-10	62-75	L	2-0-0	0-1-0	20-5-11	0-1-0	2-0-1	11-5-0	DNP

Opponent	Date	Score		30	31	34	55
				FRY,JUSTIN	NELLER,BRI	WASCO,JAKE	JOLICOEUR,
VMI	11-14-10	77-94	L	15-11-1	3-0-0	0-0-0	16-10-1
at Loyola (Md.)	11/17/10	72-83	L	3-3-3	0-0-0	0-0-0	12-9-0
CENTRAL CONNECTICUT	11-20-10	74-82	L	8-4-1	0-0-0	0-1-0	2-3-0
at Coppin State	11/23/10	69-71	LO	5-7-0	0-1-0	0-1-0	7-9-0
at Duquesne	11/27/10	69-101	L	5-7-0	14-1-0	4-6-0	4-3-1
at Penn	11-30-10	59-71	L	16-7-1	3-1-0	0-0-0	13-2-1
at UConn	12-3-10	61-94	L	6-0-3	9-0-1	0-1-0	9-4-0
at Rider University	12/08/10	39-81	L	9-6-0	0-1-2	4-2-0	0-3-1
TOWSON	12/11/10	77-86	L	6-6-2	9-0-0	DNP	8-2-0
AMERICAN	12-14-10	53-66	L	6-7-1	0-0-0	0-3-0	0-0-0
at Morgan State Men	12-18-10	62-75	L	5-4-0	9-0-0	0-0-0	13-4-0

UMBC Player High/Low Analysis (as of Dec 20, 2010)
All games

UMBC - INDIVIDUAL GAME HIGHS

Points	30		De La Rosa, Chris vs Central Connecticut (11-20-10)
	23		De La Rosa, Chris vs TOWSON (12/11/10)
	22		King, Travis at Loyola (Md.) (11/17/10)
	20		De La Rosa, Chris at Morgan State Men (12-18-10)
	20		King, Travis vs American (12-14-10)
Field Goals Made	20		King, Travis at Coppin State (11/23/10)
	10		De La Rosa, Chris vs Central Connecticut (11-20-10)
Field Goal Att.	9		De La Rosa, Chris vs TOWSON (12/11/10)
	24		De La Rosa, Chris vs Central Connecticut (11-20-10)
FG Pct (min 5 made)	18		De La Rosa, Chris vs TOWSON (12/11/10)
	.889	(8-9)	King, Travis at Coppin State (11/23/10)
3-Point FG Made	.714	(5-7)	Satchell, Adrian vs VMI (11-14-10)
	4		King, Travis at Penn (11-30-10)
3-Point FG Att.	4		Neller, Brian at Duquesne (11/27/10)
	4		King, Travis at Coppin State (11/23/10)
	11		Neller, Brian at Duquesne (11/27/10)
	8		Neller, Brian vs TOWSON (12/11/10)
	8		Neller, Brian at Rider University (12/08/10)
3-Pt FG Pct (min 2 made)	8		King, Travis at Penn (11-30-10)
	.800	(4-5)	King, Travis at Coppin State (11/23/10)
	.750	(3-4)	King, Travis at Loyola (Md.) (11/17/10)
Free Throws Made	8		De La Rosa, Chris vs Central Connecticut (11-20-10)
	6		De La Rosa, Chris at Morgan State Men (12-18-10)
	6		Fry, Justin vs American (12-14-10)
	6		De La Rosa, Chris at Penn (11-30-10)
	6		Jolicoeur, Laurence at Penn (11-30-10)
	6		De La Rosa, Chris at Coppin State (11/23/10)
Free Throw Att.	12		De La Rosa, Chris at Coppin State (11/23/10)
	11		De La Rosa, Chris vs Central Connecticut (11-20-10)
FT Pct (min 3 made)	1.000	(6-6)	Jolicoeur, Laurence at Penn (11-30-10)
	1.000	(6-6)	De La Rosa, Chris at Penn (11-30-10)
	1.000	(5-5)	King, Travis at Loyola (Md.) (11/17/10)
	1.000	(4-4)	Jolicoeur, Laurence at Morgan State Men (12-18-10)
	1.000	(4-4)	De La Rosa, Chris at Duquesne (11/27/10)
	1.000	(4-4)	King, Travis vs VMI (11-14-10)
Rebounds	1.000	(3-3)	De La Rosa, Chris at UConn (12-3-10)
	11		De La Rosa, Chris vs Central Connecticut (11-20-10)
	11		Fry, Justin vs VMI (11-14-10)
	11		De La Rosa, Chris at Morgan State Men (12-18-10)
	11		De La Rosa, Chris at Coppin State (11/23/10)
Assists	3		King, Travis at Duquesne (11/27/10)
	3		Wasco, Jake at Loyola (Md.) (11/17/10)
Blocked Shots	3		Fry, Justin at Coppin State (11/23/10)
	2		Plummer, Chase at Morgan State Men (12-18-10)
	2		Satchell, Adrian vs American (12-14-10)
	2		Fry, Justin at Duquesne (11/27/10)
Turnovers	5		Plummer, Chase at Morgan State Men (12-18-10)
	5		Smith, Bakari at Rider University (12/08/10)
	5		De La Rosa, Chris at Penn (11-30-10)
	5		Jolicoeur, Laurence at Penn (11-30-10)
	5		De La Rosa, Chris at Coppin State (11/23/10)
Fouls	5		Satchell, Adrian at Morgan State Men (12-18-10)
	5		Fry, Justin vs TOWSON (12/11/10)

UMBC Opponent High/Low Analysis (as of Dec 20, 2010)
All games

OPPONENT INDIVIDUAL GAME HIGHS

Points	30		GABRIEL, Keith vs VMI (11-14-10)
	24		WALKER, Kemba at UConn (12-3-10)
	24		HORTON, Ken vs Central Connecticut (11-20-10)
	21		HARPER, Michael at Coppin State (11/23/10)
	21		OKOYE, Stan vs VMI (11-14-10)
	9		WALKER, Kemba at UConn (12-3-10)
Field Goals Made	9		OKOYE, Stan vs VMI (11-14-10)
	9		GABRIEL, Keith vs VMI (11-14-10)
Field Goal Att.	19		THOMPSON, Shemik vs Central Connecticut (11-20-10)
	17		GABRIEL, Keith vs VMI (11-14-10)
FG Pct (min 5 made)	.833	(5-6)	Nd-Ezuma, Dera at Rider University (12/08/10)
	.778	(7-9)	Cartwright, Miles at Penn (11-30-10)
3-Point FG Made	5		HARPER, Michael at Coppin State (11/23/10)
	5		GABRIEL, Keith vs VMI (11-14-10)
3-Point FG Att.	10		HARPER, Michael at Coppin State (11/23/10)
	10		GABRIEL, Keith vs VMI (11-14-10)
3-Pt FG Pct (min 2 made)	1.000	(3-3)	TALLEY, Mike at Duquesne (11/27/10)
	1.000	(2-2)	BLACK, Justin at Morgan State Men (12-18-10)
	1.000	(2-2)	Munoz, Daniel vs American (12-14-10)
	1.000	(2-2)	Luptak, Steve vs American (12-14-10)
Free Throws Made	10		CLARK, Bill at Duquesne (11/27/10)
	9		Cormier, Dylon at Loyola (Md.) (11/17/10)
Free Throw Att.	11		CLARK, Bill at Duquesne (11/27/10)
	11		GABRIEL, Keith vs VMI (11-14-10)
FT Pct (min 3 made)	1.000	(7-7)	GOLDSBERRY, Vince at Coppin State (11/23/10)
	1.000	(5-5)	Walker, Shane at Loyola (Md.) (11/17/10)
	1.000	(4-4)	Polk, Rashawn vs TOWSON (12/11/10)
	1.000	(4-4)	Franklin, Troy vs TOWSON (12/11/10)
	1.000	(4-4)	Conner, Dre vs TOWSON (12/11/10)
	1.000	(4-4)	WALKER, Kemba at UConn (12-3-10)
	1.000	(4-4)	SMITH, Roscoe at UConn (12-3-10)
	1.000	(4-4)	Bernardini, Tyler at Penn (11-30-10)
	1.000	(4-4)	Etherly, Erik at Loyola (Md.) (11/17/10)
	1.000	(4-4)	GLASGOW, Rodney vs VMI (11-14-10)
Rebounds	14		Cartwright, Miles at Penn (11-30-10)
	13		OKOYE, Stan vs VMI (11-14-10)
Assists	10		WALKER, Kemba at UConn (12-3-10)
	7		WALKER, Kemba at UConn (12-3-10)
Steals	7		BEVERLY, Donnell at UConn (12-3-10)
	3		Hinkle, Charles vs American (12-14-10)
	3		Polk, Rashawn vs TOWSON (12/11/10)
	3		Penn, Brandon at Rider University (12/08/10)
	3		Thompson, Jonathon at Rider University (12/08/10)
	3		Cartwright, Miles at Penn (11-30-10)
	3		MONTEIRO, B.J. at Duquesne (11/27/10)
	3		HARPER, Michael at Coppin State (11/23/10)
	3		Etherly, Erik at Loyola (Md.) (11/17/10)
	Blocked Shots	4	
3			THOMPSON, Kevin at Morgan State Men (12-18-10)
3			DEANS, Markeys vs Central Connecticut (11-20-10)
Turnovers	3		BAILEY, Devan vs Central Connecticut (11-20-10)
	6		Moldoveanu, Vlad vs American (12-14-10)
	5		ELLIS, Akeem at Coppin State (11/23/10)

UMBC Team High/Low Analysis (as of Dec 20, 2010)
All games

UMBC - TEAM GAME HIGHS

POINTS	77		TOWSON (12/11/10)
	77		VMI (11-14-10)
	74		CENTRAL CONNECTICUT (11-20-10)
	72		at Loyola (Md.) (11/17/10)
	69		at Duquesne (11/27/10)
	69		at Coppin State (11/23/10)
FIELD GOALS MADE	29		TOWSON (12/11/10)
	28		VMI (11-14-10)
FIELD GOAL ATTEMPTS	71		at UConn (12-3-10)
	67		VMI (11-14-10)
FIELD GOAL PERCENTAGE	.500	(29-58)	TOWSON (12/11/10)
	.435	(27-62)	CENTRAL CONNECTICUT (11-20-10)
3 PT FIELD GOALS MADE	8		TOWSON (12/11/10)
	7		at UConn (12-3-10)
	7		at Penn (11-30-10)
	7		at Duquesne (11/27/10)
	7		at Coppin State (11/23/10)
3 PT FG ATTEMPTS	27		at Duquesne (11/27/10)
	24		at Coppin State (11/23/10)
	24		VMI (11-14-10)
3 PT FG PERCENTAGE	.444	(8-18)	TOWSON (12/11/10)
	.400	(6-15)	CENTRAL CONNECTICUT (11-20-10)
FREE THROWS MADE	16		AMERICAN (12-14-10)
	15		VMI (11-14-10)
FREE THROW ATTEMPTS	29		at Coppin State (11/23/10)
	23		AMERICAN (12-14-10)
	23		VMI (11-14-10)
FREE THROW PERCENTAGE	1.000	(12-12)	at Penn (11-30-10)
	.875	(14-16)	at Morgan State Men (12-18-10)
	.875	(14-16)	at Duquesne (11/27/10)
REBOUNDS	52		at Coppin State (11/23/10)
	39		VMI (11-14-10)
ASSISTS	17		VMI (11-14-10)
	15		at Penn (11-30-10)
	15		at Coppin State (11/23/10)
STEALS	9		at Loyola (Md.) (11/17/10)
	7		at Coppin State (11/23/10)
	7		VMI (11-14-10)
BLOCKED SHOTS	6		at Coppin State (11/23/10)
	3		at Morgan State Men (12-18-10)
	3		AMERICAN (12-14-10)
	3		at Duquesne (11/27/10)
TURNOVERS	20		at Penn (11-30-10)
	20		at Duquesne (11/27/10)
FOULS	30		at Duquesne (11/27/10)
	26		at Loyola (Md.) (11/17/10)

UMBC High/Low Analysis (as of Dec 20, 2010)
All games

Opponent - GAME HIGHS

POINTS	101		at Duquesne (11/27/10)
	94		at UConn (12-3-10)
	94		VMI (11-14-10)
	86		TOWSON (12/11/10)
	83		at Loyola (Md.) (11/17/10)
FIELD GOALS MADE	33		at UConn (12-3-10)
	32		VMI (11-14-10)
FIELD GOAL ATTEMPTS	66		VMI (11-14-10)
	63		at Coppin State (11/23/10)
FIELD GOAL PERCENTAGE	.605	(23-38)	at Morgan State Men (12-18-10)
	.587	(27-46)	at Rider University (12/08/10)
3 PT FIELD GOALS MADE	14		VMI (11-14-10)
	12		at UConn (12-3-10)
3 PT FG ATTEMPTS	32		VMI (11-14-10)
	23		AMERICAN (12-14-10)
	23		at UConn (12-3-10)
3 PT FG PERCENTAGE	.571	(4-7)	at Morgan State Men (12-18-10)
	.522	(12-23)	at UConn (12-3-10)
FREE THROWS MADE	30		at Duquesne (11/27/10)
	29		at Loyola (Md.) (11/17/10)
FREE THROW ATTEMPTS	43		at Duquesne (11/27/10)
	38		at Morgan State Men (12-18-10)
FREE THROW PERCENTAGE	.829	(29-35)	at Loyola (Md.) (11/17/10)
	.813	(26-32)	TOWSON (12/11/10)
REBOUNDS	44		at UConn (12-3-10)
	42		TOWSON (12/11/10)
	42		at Coppin State (11/23/10)
	42		at Loyola (Md.) (11/17/10)
ASSISTS	26		at UConn (12-3-10)
	22		at Duquesne (11/27/10)
STEALS	11		at Rider University (12/08/10)
	10		at Coppin State (11/23/10)
BLOCKED SHOTS	10		at UConn (12-3-10)
	8		CENTRAL CONNECTICUT (11-20-10)
TURNOVERS	18		at Loyola (Md.) (11/17/10)
	17		at Penn (11-30-10)
FOULS	21		at Coppin State (11/23/10)
	21		at Loyola (Md.) (11/17/10)

UMBC High/Low Analysis (as of Dec 20, 2010)
All games

UMBC - GAME LOWS

POINTS	39	at Rider University (12/08/10)
	53	AMERICAN (12-14-10)
	59	at Penn (11-30-10)
	61	at UConn (12-3-10)
	62	at Morgan State Men (12-18-10)
FIELD GOALS MADE	16	at Rider University (12/08/10)
	16	AMERICAN (12-14-10)
FIELD GOAL ATTEMPTS	41	AMERICAN (12-14-10)
	48	at Penn (11-30-10)
FIELD GOAL PERCENTAGE	.286 (16-56)	at Rider University (12/08/10)
	.324 (23-71)	at UConn (12-3-10)
3 PT FIELD GOALS MADE	4	at Loyola (Md.) (11/17/10)
	4	at Rider University (12/08/10)
	4	at Morgan State Men (12-18-10)
3 PT FG ATTEMPTS	13	at Loyola (Md.) (11/17/10)
	14	AMERICAN (12-14-10)
	14	at Morgan State Men (12-18-10)
3 PT FG PERCENTAGE	.211 (4-19)	at Rider University (12/08/10)
	.250 (6-24)	VMI (11-14-10)
FREE THROWS MADE	3	at Rider University (12/08/10)
	8	at UConn (12-3-10)
FREE THROW ATTEMPTS	8	at Rider University (12/08/10)
	10	at UConn (12-3-10)
FREE THROW PERCENTAGE	.375 (3-8)	at Rider University (12/08/10)
	.483 (14-29)	at Coppin State (11/23/10)
REBOUNDS	22	at Penn (11-30-10)
	23	at Morgan State Men (12-18-10)
ASSISTS	8	at Rider University (12/08/10)
	9	CENTRAL CONNECTICUT (11-20-10)
STEALS	4	CENTRAL CONNECTICUT (11-20-10)
	4	TOWSON (12/11/10)
BLOCKED SHOTS	0	VMI (11-14-10)
	0	CENTRAL CONNECTICUT (11-20-10)
	0	at Penn (11-30-10)
	0	at Rider University (12/08/10)
TURNOVERS	11	at Loyola (Md.) (11/17/10)
	13	VMI (11-14-10)
	13	at UConn (12-3-10)
	13	at Morgan State Men (12-18-10)
FOULS	16	at Rider University (12/08/10)
	17	at UConn (12-3-10)

UMBC High/Low Analysis (as of Dec 20, 2010)
All games

Opponent - GAME LOWS

POINTS	66		AMERICAN (12-14-10)
	71		at Coppin State (11/23/10)
	71		at Penn (11-30-10)
	75		at Morgan State Men (12-18-10)
	81		at Rider University (12/08/10)
FIELD GOALS MADE	19		at Penn (11-30-10)
	20		AMERICAN (12-14-10)
FIELD GOAL ATTEMPTS	36		at Penn (11-30-10)
	38		at Morgan State Men (12-18-10)
FIELD GOAL PERCENTAGE	.381	(24-63)	at Coppin State (11/23/10)
	.385	(20-52)	AMERICAN (12-14-10)
3 PT FIELD GOALS MADE	4		at Loyola (Md.) (11/17/10)
	4		CENTRAL CONNECTICUT (11-20-10)
	4		at Morgan State Men (12-18-10)
3 PT FG ATTEMPTS	7		at Morgan State Men (12-18-10)
	12		at Loyola (Md.) (11/17/10)
3 PT FG PERCENTAGE	.235	(4-17)	CENTRAL CONNECTICUT (11-20-10)
	.250	(5-20)	at Coppin State (11/23/10)
FREE THROWS MADE	16		VMI (11-14-10)
	16		CENTRAL CONNECTICUT (11-20-10)
	16		at UConn (12-3-10)
FREE THROW ATTEMPTS	22		at UConn (12-3-10)
	23		VMI (11-14-10)
	23		AMERICAN (12-14-10)
FREE THROW PERCENTAGE	.600	(18-30)	at Coppin State (11/23/10)
	.658	(25-38)	at Morgan State Men (12-18-10)
REBOUNDS	24		at Penn (11-30-10)
	28		at Morgan State Men (12-18-10)
ASSISTS	9		at Coppin State (11/23/10)
	11		CENTRAL CONNECTICUT (11-20-10)
	11		at Penn (11-30-10)
STEALS	4		CENTRAL CONNECTICUT (11-20-10)
	4		AMERICAN (12-14-10)
BLOCKED SHOTS	2		at Loyola (Md.) (11/17/10)
	2		at Penn (11-30-10)
	2		TOWSON (12/11/10)
TURNOVERS	10		AMERICAN (12-14-10)
	12		CENTRAL CONNECTICUT (11-20-10)
	12		at Duquesne (11/27/10)
FOULS	10		at Rider University (12/08/10)
	12		at UConn (12-3-10)