



2016-17 NOTRE DAME HOCKEY GAME NOTES

Fighting Irish Media ▶ Dan Colleran ▶ dcollera@nd.edu ▶ 574-339-9810 (c) ▶ UND.com/NDHockey

2016-17 SCHEDULE

OCTOBER

2	USNTDP (Exhibition)	W, 5-1
7	Arizona State [CSN+]	W, 9-2
8	Arizona State	W, 4-2
14	at #4/4 Minnesota Duluth [FCS]	L, 4-3
15	at #4/4 Minnesota Duluth	W, 3-1
21	Penn State [CSN+]	7:35 p.m.
22	Penn State [NBCSN]	7:10 p.m.
27	Connecticut *	7:35 p.m.
28	Connecticut *	7:35 p.m.

NOVEMBER

12	at Northeastern *	7:05 p.m.
13	at Northeastern *	3:05 p.m.
17	UMass Lowell *	7:35 p.m.
18	UMass Lowell *	7:35 p.m.
25	Holy Cross \$	7:35 p.m.
26	TBD (Clarkson or Yale) §	7:35 p.m.

DECEMBER

2	at Massachusetts *	6:05 p.m.
3	at Massachusetts *	7:05 p.m.
10	Boston College * [NBCSN]	7:05 p.m.
31	Alaska	4:05 p.m.

JANUARY

1	Alaska	2:05 p.m.
6	Michigan Tech [NBCSN]	7:35 p.m.
7	Michigan Tech [NBCSN]	7:00 p.m.
13	at Merrimack *	7:35 p.m.
14	at Merrimack *	7:00 p.m.
20	New Hampshire *	7:35 p.m.
21	New Hampshire *	7:05 p.m.
28	at Boston College *	7:05 p.m.

FEBRUARY

3	Vermont * [NBCSN]	7:35 p.m.
4	Vermont * [NBCSN]	6:35 p.m.
10	vs. Maine * ^	7:05 p.m.
11	at Maine *	7:05 p.m.
17	Providence * [NBCSN]	7:35 p.m.
18	Providence * [NBCSN]	7:05 p.m.
24	at Boston University *	6:05 p.m.
25	at Boston University *	7:05 p.m.

MARCH

3-5	Hockey East First Round &	TBA
10-12	Hockey East Quarterfinals &	TBA
17	Hockey East Semifinals %	TBA
18	Hockey East Championship %	TBA
24	NCAA Regional @	TBA
25	NCAA Regional @	TBA
26	NCAA Regional @	TBA

APRIL

6	NCAA Frozen Four #	TBA
8	NCAA Frozen Four #	TBA

Home Games in bold

All times are subject to change and listed in EST [denotes television coverage] | additional coverage TBA

* - denotes a Hockey East game

\$ - Shillelagh Tournament (at Notre Dame, Ind.)

^ - Cross Insurance Arena (Portland, Maine)

& - Campus sites

% - TD Garden (Boston, Mass.)

@ - 2017 NCAA Regionals

East Regional [Providence, R.I.]

West Regional [Fargo, N.D.]

Midwest Regional [Cincinnati, Ohio]

Northeast Regional [Manchester, N.H.]

- 2017 NCAA Frozen Four hosted by the University of Notre Dame and the Chicago Sports Commission [United Center | Chicago, Ill.]

GAME 5 & 6



#3/4 University of Notre Dame Fighting Irish

(3-1-0, 0-0-0 HEA)



RV/RV Penn State University Nittany Lions

(2-1-0, 0-0-0 B1G)

GAMES 5 & 6

Matchup: Penn State at Notre Dame

Date: Friday Oct. 21 | Saturday, Oct. 15

Time: 7:35 p.m. (ET) | 7:10 p.m. (ET)

Site: Notre Dame, Ind.

Arena: Compton Family Ice Arena (5,022)

Television (Friday): CSN Chicago+

Play-by-Play: Mike Monaco

Analyst: Conor Clingen

Television (Saturday): NBC Sports Network

Play-by-Play: Steve Schlanger

Analyst: Anson Carter

Live Streaming: NBC Sports App (both nights)

Live Radio: WZOC 94.3 FM

Play-by-Play: Darin Pritchett

Live Audio: WatchND App (www.watchND.tv)

Live Stats: UND.com

Live Updates: @NDHockey

Series History: Tied, 1-1-0

What's Inside

University Information & Quick Facts	2
Notes	1-4
Series History vs. Penn State	2
National Polls & Notre Dame in the Polls	4
2016-17 Honors & Awards	4
Notre Dame Roster & Coaching Staff	5
Geographic Breakdown	5
Head Coach Jeff Jackson	6
The Last Time ...	7
Notre Dame's Record When ...	7
2016-17 Stats	8-11
2016-17 Individual Game-by-Game	12
2016-17 Box Scores	13
2015-16 Box Scores vs. Penn State	14
Individual Player Pages/Career Highs	15-28

WEEKEND OVERVIEW

▶ After a weekend road split at now second-ranked Minnesota Duluth, Notre Dame returns home to play host to Penn State for a pair of games (Oct. 21-22).

▶ The Irish and Nittany Lions will be meeting for the second consecutive season, having split a two-game set early last season in University Park, Pennsylvania.

▶ This weekend will mark the final regular-season meetings between the two teams as non-conference foes, as the Irish will be joining the Big Ten for the 2017-18 season.

OFFENSE ON DISPLAY

▶ Though early in the 2016-17 season, Notre Dame (4.75 goals per game/fourth) and Penn State (4.67 goals per game/fifth) feature two of

27%

Notre Dame's power play is clicking at 27% entering the weekend series (10-for-37), which ranks seventh in the nation. Penn State enters the series 15-for-15 on the penalty kill.

10

Anders Bjork has 10 points this season on five goals and five assists. His 10 points lead the country, while his five goals are tied for second.

3

Three of Notre Dame's top-four scorers from last season return for 2016-17, including **Anders Bjork** (12-23-35), **Jake Evans** (8-25-33) and **Jordan Gross** (9-22-31).



NDHockey



ND_Hockey



NotreDameHockey



NotreDameHockey

UNIVERSITY INFORMATION

School:University of Notre Dame
 Location: Notre Dame, IN 46556
 Founded: 1842
 Enrollment:8,475 (undergraduate), 12,126 (total)
 Nickname:Fighting Irish
 Colors:Gold and Blue
 Affiliation:NCAA Division I
 Conference:Hockey East Association (HEA)
 President:Rev. John I. Jenkins, C.S.C. (Notre Dame '76)
 Provost:Thomas Burish
 NCAA Faculty Representative:Patricia Bellia (Harvard '91)
 Athletics Director:Jack Swarbrick (Notre Dame '76)
 Sr. Assoc. Athletic Director/Sport Administrator:Tom Nevala (Notre Dame '90)
 Ticket Office Phone:(574) 631-7356
 Home Ice (capacity):Compton Family Ice Arena (5,022)
Charles "Lefty" Smith Rink
 Ice Surface:200 x 90

HOCKEY STAFF INFORMATION

Head Coach:Jeff Jackson (Michigan State '78)
 Record at Notre Dame:247-156-47 (12th season)
 Record Overall 429-208-72 (17 seasons)
 Hockey East Record/Years:34-21-8 (three seasons)
 Associate Head Coach:Paul Pooley (Ohio State '84)
 Associate Coach:Andy Slaggert (Notre Dame '89)
 Volunteer Assistant Coach:Kevin Lind (Notre Dame '14)
 Coordinator of Hockey Operations:Nick Siergiej (Wisconsin-River Falls '06)
 Athletic Trainer:Kevin Ricks
 Equipment Specialist:Scott Eastman
 Strength and Conditioning:Tony Rolinski
 Senior Team Managers:Taek Lee, Meghan Thompson, Amelia Legault-Laroche
 Administrative Assistant:Sue Halasz
 Hockey Office Phone:(574) 631-3630
 Hockey Office Fax:(574) 631-4897

MEDIA RELATIONS INFORMATION

Associate Director, Athletics Communications (Hockey SID):Dan Colleran
 Office Phone:(574) 631-7519
 Cell Phone:(574) 339-9810
 Hockey Media Relations E-Mail:dcollera@nd.edu
 Compton Family Ice Arena Press Box Phone:(574) 631-4899
 Mailing Address:University of Notre Dame
 100 Compton Family Ice Arena
 Notre Dame, IN 46629
 Web Site:www.und.com/NDHockey
 Twitter:@NDHockey
 Instagram:ND_Hockey
 Facebook:facebook.com/NotreDameHockey
 SnapchatNotreDameHockey

TEAM INFORMATION

2015-16 Overall Record: 19-11-7
 2015-16 Hockey East Record/Finish 15-5-2 (3rd)
 2015-16 Postseason: Hockey East Quarterfinals
 NCAA Midwest Regional Semifinals
 Letter Winners Returning: 17 (10 forwards, 5 defensemen, 2 goaltenders)
 Letter Winners Lost: 7 (4 forwards, 2 defensemen, 1 goaltender)
 Newcomers: 8 (5 forwards, 2 defensemen, 1 goaltender)
 2016-17 Captain: Cal Petersen (C)
 2016-17 Alternate Captains: Anders Bjork (A), Jake Evans (A)
 Luke Ripley (A)
 NCAA Appearances Eight (Last: 2016)
 NCAA Frozen Four Appearances Two (2008 & 2011)
 All-Americans 12 players/13 times (Last: Robbie Russo in 2015)
 Academic All-Americans Nine (Last: Peter Schneider in 2015)

the top-five ranked offenses in the country.

PENN STATE AT A GLANCE

- ▶ The Nittany Lions enter this weekend with a 2-1-0 record, having split a season-opening series at home versus St. Lawrence (Oct. 6-7) and then beating Mercyhurst last weekend, 7-0 (Oct. 14).
- ▶ In last weekend's win over the Lakers, freshman Peyton Jones made 20 saves to earn the shutout.
- ▶ Jones, who spent last season with the Lincoln Stars of the USHL, has started all three games for the Nittany Lions.
- ▶ Sophomore Chase Berger leads the team with five points on a goal and four assists.
- ▶ Sophomore Andrew Sturtz and freshman Nate Sucese are tied for the team lead with three goals each.
- ▶ On special teams, Penn State has killed off all 15 opponent power plays it has faced so far this season and the Nittany Lions are 5-for-24 on the power play as well.

BY THE NUMBERS (national rank/60)

Category	PSU	ND
Goals/game	4.67 (5)	4.75 (4)
GAA/game	2.67 (25)	2.25 (14)
Power Play %	20.83 (11)	27.03 (7)
PK %	100 (t-1)	91.30 (13)
Penalties/game	5.67 (13)	8.00 (33)
PIM/game	11.33 (10)	24.00 (48)

IN THE RANKS

- ▶ The Irish moved up to No. 3 (USCHO.com) and No. 4 (*USA Today/USA Hockey Magazine*) in the national polls.
- ▶ The last time the Irish reached the top five in the polls was on Nov. 11, 2013 (No. 4 in USCHO.com and No. 3 in the *USA Today/USA Hockey Magazine*).

UP NEXT

- ▶ The Irish play the first of three consecutive Hockey East series next week when they host to Connecticut in a Thursday-Friday (Oct. 27-28) series.
- ▶ It will mark the first Hockey East games of the season for Notre Dame.

NOTING THE UMD SERIES SPLIT

- ▶ The Irish dropped game one of the series, 4-3, before rebounding to take game two, 3-1.
- ▶ Saturday night's win was keyed by Jordan Gross and Dylan Malmquist scoring 55 seconds apart in the third period as well as Cal Petersen stopping 27 of the 28 shots he faced.
- ▶ The Irish are now 22-16-6 all-time against Minnesota Duluth.
- ▶ On Friday night, Cam Morrison (1-1-2) posted

Series History

NOTRE DAME vs. PENN STATE

- ▶ This weekend's series will mark the second time Notre Dame and Penn State are meeting since Penn State became a NCAA Div. I program (2012-13).
- ▶ Last season, the Fighting Irish opened the season with a weekend split at Penn State (Oct. 16-17, 2015), winning game one 7-4 before dropping game two 5-3 (**box scores for those two games are on page 14 of these notes**).
- ▶ In the game one win, then senior captain Steven Fogarty notched his first career hat trick.
- ▶ The Irish also played the Nittany Lions four times between the 1983-84 and 1984-85 seasons, with the Irish posting a 3-0-1 record in those four games.

SERIES TIED, 1-1-0 (2 games)

At Notre Dame: 0-0-0
 At Penn State: Tied, 1-1-0
 At Neutral Sites: 0-0-0
 Overtime Wins: None
 One-Goal Wins: None

YEAR	SITE	W	L	T	RESULT
2015-16	Penn State	W			7-4
	Penn State		L		3-5

INDIVIDUAL STATS Vs. PENN STATE

Anders Bjork	2 GP	0-3-3
Jordan Gross	2 GP	0-3-3
Jake Evans	2 GP	0-2-2
Dylan Malmquist	2 GP	1-1-2
Dennis Gilbert	2 GP	0-1-1
Connor Hurley	2 GP	0-1-1
Bobby Nardella	2 GP	0-1-1
Ben Ostlie	2 GP	1-0-1
Tony Bretzman	2 GP	0-0-0
Luke Ripley	2 GP	0-0-0
Joe Wegwerth	2 GP	0-0-0
Jack Jenkins	1 GP	0-0-0
Andrew Oglevie	1 GP	0-0-0

Cal Petersen	2-2 GP-GS, 119:03 Min, 8 GA
	4.03 GAA, .892 Sv. %

his second multi-point game of the season.

- ▶ On Friday night, Andrew Oglevie (1-1-2) posted his second multi-point game of the season (third of his career).
- ▶ All three of Oglevie's goals this season have come on the power play, which are the first three power-play goals of his Irish career.
- ▶ With a goal and two assists in Saturday's game, Dylan Malmquist tied his career high with three points. It was also his third multi-point game of the season and the fifth of his career.
- ▶ With a pair of assists on Saturday, Anders Bjork notched his third multi-point game of the season and the 14th of his Irish career. He now has 10 points (5-5-10) through four games in 2016-17.

HOCKEY EAST PLAYER OF THE WEEK: BJORK

- ▶ After a seven point weekend on four goals and three assists, junior alternate captain Anders Bjork was named the Hockey East Player of the Week (Oct. 10).
- ▶ Bjork scored the game-winning goal in each win over the Sun Devils.
- ▶ Bjork posted a career-high four points on two goals and two assists in Saturday night's win.
- ▶ Bjork increased his multi-point game total to 13 in his Irish career.

NINE GOAL NIGHT

- ▶ In Notre Dame's 9-2 win over Arizona State (Oct. 7), the Irish scored at least nine goals for the first time since a 10-2 victory over Canisius on Dec. 29, 2010.
- ▶ In addition, Notre Dame tallied six power-play goals for the first time since a 9-5 win over Northern Michigan on Feb. 13, 2009.

SEVEN OPEN SEASON ON NHL ROSTERS

Seven former Notre Dame hockey players made season-opening NHL rosters:

- Vinnie Hinostroza, Chicago
- Stephen Johns, Dallas
- Riley Sheahan, Detroit
- Kyle Palmieri, New Jersey
- Anders Lee, New York Islanders
- Ian Cole, Pittsburgh
- Bryan Rust, Pittsburgh

YOUTH MOVEMENT

- ▶ According to research by College Hockey Inc., Notre Dame is the third-youngest team in college hockey this season (as of Oct. 1, 2016):
 Boston College -- 20 years, 49 days
 Boston University -- 20 years, 108 days
Notre Dame -- 20 years, 272 days
- ▶ Freshman forward Cam Morrison (born in August of 1998) is the fifth-youngest player in NCAA Division I men's college hockey this season.

PETERSEN WEARING THE "C"

- ▶ Junior goaltender Cal Petersen will be the first goaltender in program history to wear the captain's "C" for the Irish in 2016-17.
- ▶ Petersen started all 37 games in 2015-16 and led the nation in percentage of team minutes played while posting a 19-11-7 record.
- ▶ He finished 2015-16 with a 2.20 goals-against average and a .927 save percentage, which ranked 12th in the country.
- ▶ His .927 save percentage ranked as the third-best, single-season mark in program history, while his 2.20 goals-against average was the sixth-best, single-season total in the Irish record book.

FRESHMEN PAIR IN NHL DRAFT

- ▶ Cam Morrison (Second Round, 40th overall by the Colorado Avalanche) and Andrew Peeke (Second Round, 34th overall by Columbus) were each selected in the 2016 NHL Entry Draft.
- ▶ It marked the first NHL draft in which two Irish hockey players were selected within the first 40 picks.
- ▶ Peeke and Morrison also become the 78th and 79th Irish hockey players to be selected in the NHL Entry Draft.
- ▶ Additionally, at least one Notre Dame player has now been drafted in each draft dating back to 2004 (12 seasons).

Current Irish in the National Hockey League Draft



Connor Hurley
 2013 | Second Round | 38th Overall
 Buffalo Sabres



Cal Petersen
 2013 | Fifth Round | 129th Overall
 Buffalo Sabres




Anders Bjork
 2014 | Fifth Round | 146th Overall
 Boston Bruins



Jake Evans
 2014 | Seventh Round | 207th Overall
 Montreal Canadiens



Joe Wegwerth
 2014 | Fourth Round | 92nd Overall
 Florida Panthers



Dennis Gilbert
 2015 | Third Round | 91st Overall
 Chicago Blackhawks



Cam Morrison
 2016 | Second Round | 40th Overall
 Colorado Avalanche



Andrew Peeke
 2016 | Second Round | 34th Overall
 Columbus Blue Jackets



**USCHO.com Division I Men's Poll
(Oct. 17, 2016)**

Rk. Team (1st-place votes)	Record	Points	Last Wk.
1. North Dakota (50)	3-0-0	1000	1
2. Minnesota Duluth	3-1-2	862	4
3. Notre Dame	3-1-0	816	5
4. Quinnipiac	2-1-1	814	3
5. UMass Lowell	2-0-2	766	8
6. Denver	2-2-0	710	10
7. Minnesota	2-0-0	702	9
8. Boston University	1-2-0	624	2
9. Minnesota State	4-0-0	611	14
10. Boston College	2-2-0	573	6
11. Michigan	2-1-0	441	13
12. St. Lawrence	3-1-0	434	15
13. Harvard	0-0-0	428	12
14. St. Cloud State	0-2-0	296	7
15. Providence	1-2-0	255	11
16. Yale	0-0-0	207	17
17. Northeastern	1-1-2	185	16
18. Bemidji State	4-0-0	170	NR
19. Ohio State	1-0-2	157	19
20. Omaha	2-0-0	105	NR

Others receiving votes: Western Michigan 82, Maine 75, Miami 38, Air Force 31, Penn State 28, Holy Cross 25, Cornell 17, Wisconsin 16, Connecticut 10, Lake Superior 6, Army 5, Clarkson 5, Dartmouth 3, Bowling Green 2, Rochester Institute of Technology 1.

**USA Today/USA Hockey Magazine
College Hockey Poll
(October 17, 2016)**

Rk. Team, Points (1st-place votes)	Last Week	Record
1. North Dakota, 510 (34)	1	3-0-0
2. Minnesota Duluth, 435	4	3-1-2
3. Quinnipiac University, 396	3	2-1-1
4. Notre Dame, 392	6	3-1-0
5. UMass Lowell, 361	7	2-0-2
6. University of Denver, 316	10	2-2-0
7. University of Minnesota, 298	8	2-0-0
8. Boston University, 279	2	1-2-0
9. Minnesota State University, 198	--	4-0-0
10. Boston College, 190	9	2-2-0
11. Harvard University, 145	12	0-0-0
12. University of Michigan, 133	13	2-1-0
13. St. Lawrence University, 128	--	3-1-0
14. St. Cloud State University, 71	5	0-2-0
15. Providence College, 54	11	1-2-0

Others Receiving Votes: Northeastern University, 44; Ohio State University, 39; Bemidji State University, 34; Yale University, 17; Penn State University, 12; University of Nebraska Omaha, 11; Western Michigan University, 11; University of Maine, 3; Lake Superior State University, 1.

Notre Dame in the Polls

Date	USCHO.com	USAToday
Preseason	9	8
Oct. 10	5	6
Oct. 17	3	4
Oct. 24	--	--

JACKSON RANKS (entering the weekend)

► Head Coach Jeff Jackson ranks second in active career winning percentage (minimum of five Division I seasons):

- .6607 -- Red Berenson, Michigan (837-408-89)
- .6563 -- Jeff Jackson, Notre Dame (430-208-72)**
- .645 -- Rick Bennett, Union (140-70-32)
- .638 -- Don Lucia, Minnesota (696-374-97)
- .636 -- Norm Bazin, UMass Lowell (164-88-27)
- .620 -- Jerry York, Boston College (1014-601-110)

IRISH TABBED TO TIE FOR SECOND

- Hockey East Preseason Coaches' Poll
1. Boston University (10 first place votes), 130
 2. Northeastern (1), 108
 - 2. Notre Dame, 108**
 4. UMass Lowell (1), 105
 5. Providence, 98
 6. Boston College, 91
 7. UConn, 63
 8. Vermont, 57
 9. Merrimack, 53
 10. New Hampshire, 49
 11. Massachusetts, 32
 12. Maine, 30

NBC SPORTS BACK FOR FOURTH SEASON

- The NBC Sports Group will once again provide coverage of Notre Dame hockey throughout the 2016-17 season.
- As part of NBC Sports Group's fourth season presenting Notre Dame hockey, NBCSN, the NBC Sports app and NBCSports.com will combine to deliver all 21 Fighting Irish hockey home games.
- Eight games will be telecast on NBCSN and an additional 13 games will be streamed live via the NBC Sports app and NBCSports.com.

FRESHMAN CLASS (8)

► Defensemen Tory Dello and Andrew Peeke, forwards Cal Burke, Felix Holmberg, Mike O'Leary, Cam Morrison and Luke Novak, as well as goaltender Cale Morris comprise the eight-member freshman class.

NOTRE DAME IN THE NCAA TOURNAMENT

- Last season, the Fighting Irish made their eighth all-time appearance in the NCAA Championship field, including their sixth since 2008.
- Under Head Coach Jeff Jackson, the Irish made Frozen Four trips in 2008 and 2011.

NOTRE DAME & HOCKEY EAST

- The 2016-17 season will mark Notre Dame's final season in Hockey East before joining the Big Ten Conference as an affiliate member in men's ice hockey.
- In Notre Dame's previous three seasons in Hockey East, the Irish have finished the regular season tied for seventh (2014), fifth (2015) and third (2016).

2016-17 Honors

Anders Bjork

- Hockey East Player of the Week (Oct. 10)

Bobby Nardella

- Hockey East Honor Roll (Oct. 10)

Andrew Oglevie

- Hockey East Honor Roll (Oct. 17)

Cal Petersen

- Mike Richter Award Watch List (Oct. 7)
- Hockey East Honor Roll (Oct. 17)

► During Notre Dame's final season in the CCHA (2012-13), the Irish placed second in the regular-season standings and then won the tournament championship.

FAMILY TIES

- Sophomore forward Anders Bjork is part of the fourth Notre Dame hockey-playing son to follow his father to Notre Dame.
- His father, Kirt Bjork, was an All-America at Notre Dame during the 1982-83 campaign and is tied for 12th on Notre Dame's all-time points list with 161 (141 GP, 76-85-161).
- Kirt is currently a director of regional development in Notre Dame's development office.
- Anders Bjork also has another family tie to Irish hockey, as his cousin is former Irish standout Erik Condra, who is currently a member of the Tampa Bay Lightning.
- As the fourth son to follow his father to Notre Dame, Anders joins Mario Lucia (Don Lucia) Kevin Nugent (Kevin Nugent, Sr.) and Rory Walsh (Brian Walsh) to play at Notre Dame after their fathers.

2015-16 HOCKEY EAST HONORS

- Anders Bjork and Jordan Gross were named Second Team Hockey East All-Stars (March 17, 2016), becoming the fourth and fifth Notre Dame players to be named a first or second team Hockey East All-Star (Vince Hinostroza - First Team, 2015; Robbie Russo - First Team, 2015; and Stephen Johns - Second Team, 2014).
- Gross finished the regular season as Hockey East's leading scorer among defensemen in all games (34 GP, 8-22-30) and in Hockey East games (22 GP, 6-16-22).
- Gross' 22 points in Hockey East play were the most by a defenseman since 2012-13, when current Chicago Blackhawks defenseman Trevor van Riemsdyk (UNH) also had 22 points.
- Defenseman Bobby Nardella was named to the All-Rookie team (March 16), becoming the third Notre Dame player to earn Hockey East All-Rookie Team honors, joining Cal Petersen (2015) and Vince Hinostroza (2014).

2016-17 Notre Dame Hockey Roster

No.	Name	Height	Weight	Position	Yr.	Hometown	Last Team (League)
2	Tony Bretzman	5-11	175	Defenseman	JR	Mendota Heights, Minn.	Langley Rivermen (BCHL)
3	Jordan Gross	5-10	186	Defenseman	JR	Maple Grove, Minn.	Green Bay Gamblers (USHL)
4	Dennis Gilbert	6-2	220	Defenseman	SO	Williamsville, N.Y.	Chicago Steel (USHL)
6	Tory Dello	6-0	190	Defenseman	FR	Crystal Lake, Ill.	Tri-City Storm (USHL)
8	Ben Ostlie	6-2	200	Forward	SR	Edina, Minn.	Omaha Lancers (USHL)
9	Dawson Cook	6-2	213	Forward	JR	Cadillac, Mich.	Green Bay Gamblers (USHL)
10	Anders Bjork	6-0	181	Forward	JR	Mequon, Wis.	U.S. National Under-18 Team
11	Cal Burke	5-10	184	Forward	FR	Boxborough, Mass.	Cedar Rapids RoughRiders (USHL)
12	Felix Holmberg	5-10	175	Forward	FR	Stockholm, Sweden	AIK J20 (SuperElit)
15	Andrew Oglevie	5-10	181	Forward	SO	Fullerton, Calif.	Cedar Rapids RoughRiders (USHL)
16	Connor Hurley	6-2	185	Forward	JR	Edina, Minn.	Green Bay Gamblers (USHL)
17	Peter Mark	6-0	180	Defenseman	JR	Minneapolis, Minn.	Saint Thomas Academy (USHS)
18	Jake Evans	6-0	191	Forward	JR	Toronto, Ontario	St. Michael's Buzzers (OJHL)
19	Mike O'Leary	6-1	195	Forward	FR	Halifax, Nova Scotia	Dubuque Fighting Saints (USHL)
21	Joe Wegwerth	6-3	230	Forward	SO	Brewster, N.Y.	Cedar Rapids RoughRiders (USHL)
22	Andrew Peeke	6-2	200	Defenseman	FR	Parkland, Fla.	Green Bay Gamblers (USHL)
23	Luke Novak	6-0	182	Forward	FR	Waukesha, Wis.	New Jersey Hitmen (USPHL)
24	Luke Ripley	6-5	207	Defenseman	JR	Kitimat, British Columbia	Powell River Kings (BCHL)
25	Dylan Malmquist	5-11	185	Forward	SO	Edina, Minn.	Edina (USHS)
26	Cam Morrison	6-3	212	Forward	FR	Aurora, Ontario	Youngstown Phantoms (USHL)
27	Bobby Nardella	5-9	175	Defenseman	SO	Rosemont, Ill.	Tri-City Storm (USHL)
28	Jack Jenkins	5-11	192	Forward	SO	Lake Bluff, Ill.	Fargo Force (USHL)
29	Bo Brauer	6-3	210	Forward	JR	Edina, Minn.	Nanaimo Clippers (BCHL)
32	Cale Morris	6-1	190	Goaltender	FR	Larkspur, Colo.	Waterloo Black Hawks (USHL)
33	Chad Katunar	6-5	210	Goaltender	SR	Victoria, British Columbia	Penticton Vees (BCHL)
40	Cal Petersen	6-3	190	Goaltender	JR	Waterloo, Iowa	Waterloo Black Hawks (USHL)

Coaches

Jeff Jackson: Head Coach (Michigan State '78, 12th season at Notre Dame)

Paul Pooley: Associate Head Coach (Ohio State '84)

Andy Slaggert: Associate Coach (Notre Dame '89)

Kevin Lind: Volunteer Assistant Coach (Notre Dame '14)

Nick Siergiej: Coordinator of Hockey Operations (Wisconsin – River Falls '06)

Athletic Trainer: Kevin Ricks

Equipment Specialist: Scott Eastman

Will Moran: Hockey and Programming Intern

Pronunciation Key

8	Ben AWST-lee
10	Anders BEE-york
15	Andrew Oh-GLE-Vee
25	Dylan Mall-mm-quist
32	KALE Morris
33	Chad Cat -en-arh

California (1)

Andrew Oglevie Fullerton, California

Colorado (1)

Cale Morris Larkspur, Colorado

Florida (1)

Andrew Peeke Parkland, Florida

Illinois (3)

Tory Dello Crystal Lake, Illinois
 Bobby Nardella Rosemont, Illinois
 Jack Jenkins Lake Bluff, Illinois

Iowa (1)

Cal Petersen Waterloo, Iowa

Massachusetts (1)

Cal Burke Boxborough, Massachusetts

Michigan (1)

Dawson Cook Cadillac, Michigan

Minnesota (7)

Tony Bretzman Mendota Heights, Minnesota
 Jordan Gross Maple Grove, Minnesota
 Ben Ostlie Edina, Minnesota
 Connor Hurley Edina, Minnesota
 Dylan Malmquist Edina, Minnesota
 Peter Mark Minneapolis, Minnesota
 Bo Brauer Edina, Minnesota

New York (2)

Dennis Gilbert Williamsville, New York
 Joe Wegwerth Brewster, New York

Wisconsin (2)

Anders Bjork Mequon, Wisconsin
 Luke Novak Waukesha, Wisconsin

Canada (5)

Jake Evans Toronto, Ontario
 Chad Katunar Victoria, British Columbia
 Cam Morrison Aurora, Ontario
 Mike O'Leary Halifax, Nova Scotia
 Luke Ripley Kitimat, British Columbia

Sweden (1)

Felix Holmberg Stockholm, Sweden

THE JACKSON FILE

Full Name

• Jeffery L. Jackson

Birthdate

• June 22, 1955

Hometown

• Roseville, Michigan

Education

• Bachelor's Degree in Communications
Michigan State '78
• Bachelor's Degree in Education
Michigan State '79



Collegiate Coaching Experience

• Assistant Coach, Lake Superior State (1986-90)
• Head Coach, Lake Superior State (1990-96)
Record: 182-52-25 (.751); two NCAA titles, two CCHA regular-season titles, four CCHA tournament championships
• Head Coach, University of Notre Dame (2005-):
- **Two** CCHA regular-season titles
- **Three** CCHA tournament titles
- **Six** NCAA appearances
- **Two** NCAA Frozen Four appearances

International Coaching Experience

• National Coach and Senior Director, U.S. National Team Developmental Program (1996-2000)
• Head Coach, U.S. Junior National Team (1996-97)
• Won silver medal at World Junior Championships
• Assistant Coach, U.S. Olympic Team (1998)

Junior Hockey Experience

• Head Coach, OHL's Guelph Storm (2000-03)
Record: 87-67-24 (4)

Professional Experience

• Assistant Coach, New York Islanders (2003-05)

Coaching Honors

• CCHA Coach of the Year (1990-91)
• CCHA Coach of the Year (2006-07)
• Spencer Penrose Award (2006-07)
• CCHA Coach of the Year (2010-11)

Jackson's Year-By-Year Collegiate Record

Year	Overall		Conference	
	W - L - T	.Pct	W - L - T	.Pct
1990-91	36 - 5 - 4	.844	26 - 2 - 4	.875
1991-92	30 - 9 - 4	.744	20 - 8 - 4	.688
1992-93	32 - 8 - 5	.767	20 - 5 - 5	.750
1993-94	31 - 10 - 4	.733	18 - 8 - 4	.667
1994-95	23 - 12 - 6	.634	14 - 9 - 4	.593
1995-96	30 - 8 - 2	.775	22 - 6 - 2	.767
2005-06	13 - 19 - 4	.417	11 - 13 - 4	.464
2006-07	32 - 7 - 3	.798	21 - 4 - 3	.804
2007-08	27 - 16 - 4	.617	15 - 9 - 4	.607
2008-09	31 - 6 - 3	.813	21 - 4 - 3	.804
2009-10	13 - 17 - 8	.447	9 - 12 - 7	.446
2010-11	25 - 14 - 5	.625	18 - 7 - 3	.696
2011-12	19 - 18 - 3	.513	12 - 13 - 3	.482
2012-13	25 - 13 - 3	.646	17 - 8 - 3	.661
2013-14	23 - 15 - 2	.600	9 - 9 - 2	.500
2014-15	18 - 19 - 5	.488	10 - 7 - 5	.568
2015-16	19 - 11 - 7	.608	15 - 5 - 2	.727
Totals	427-207-72	.656	278-130-62	.657

Head Coach JEFF JACKSON

► The 2015-16 hockey season marks University of Notre Dame hockey coach Jeff Jackson's 12th season behind the Irish bench. The highly regarded Jackson now has over 30 years of coaching experience.

► Notre Dame's Jeff Jackson era began in 2005 when the University searched for a man who could move the program among the elite hockey schools in the country.

► The veteran coach owned a resume packed with success at the collegiate, junior hockey, professional and international levels.

► During his 11-year run, Notre Dame has become one of the nation's top teams, winning the Central Collegiate Hockey Association's (CCHA) regular-season title twice (2006-07 and 2008-09) while earning three Mason Cup championships ('07, '09 and the final one in 2013).

► During Jackson's tenure, his teams have made seven trips to the NCAA Tournament (2006-09, 2010-11, 2012-14 and now 2016), advancing to the Frozen Four twice, playing in the 2008 title game and the 2011 national semifinals.

► Then in 2013-14, the team's first season in Hockey East, the Irish upset the conference's top team - Boston College - in the quarterfinals to advance to the TD Garden (Boston, Massachusetts) for the Hockey East semifinals

► Between 2006-09, the Irish turned in win totals of 32, 27 and 31 for three consecutive seasons of 25 or more wins and three consecutive NCAA tournament appearances, a first in program history.

► Jackson's success on the ice also has had a major impact off the ice for the Irish. With the wins came a commitment from the University that led to the new home of Irish hockey - The Compton Family Ice Arena - one of the finest college hockey facilities in the nation. The new venue opened for business on Oct. 21, 2011.

► Since Jackson's arrival, the Irish have had 32 players selected in the National Hockey League Entry Draft, including three first round selections. In that same span, 20 players from USA Hockey's National Team Developmental

Program have matriculated to Notre Dame.

► During his tenure, the Irish have had five players garner All-America honors -- Robbie Russo in 2015, Anders Lee in 2013, Ian Cole and Erik Condra in 2009 and David Brown in 2007.

► In addition, 14 of Jackson's players have gone on to play in the NHL (most recently Vince Hinostroza and Stephen Johns in 2015-16).

► In Jackson's first 11 seasons with Notre Dame, the Irish have played with poise and discipline, relying on team defense, strong goaltending and excellent special teams play. They also laid the foundation for future seasons with major success on the recruiting trail.

► In taking over the Irish coaching duties in 2005, Jackson became the first Notre Dame head coach to have won an NCAA Division I championship with another program before being hired as an Irish head coach.

► Success is nothing new for Jackson at the NCAA Division I level. In six years as the head coach at Lake Superior State (1990-96), Jackson's teams won two NCAA titles in 1992 and 1994 (also advancing to the finals in 1993), two CCHA regular-season championships (1991 and 1996) and four CCHA Mason Cup trophies (1991, 1992, 1993 and 1995).

► A 1978 graduate of Michigan State University with a degree in communications, Jackson followed with an education degree from Michigan State in 1979.

► In May 2003, Inside College Hockey, ranked Jackson 12th on its list of the 16 greatest college coaches of all-time with only five of the 16 still active in coaching.

► Jackson is a member of the USA Hockey Coaches Achievement Program, the American Hockey Coaches Association and the National Hockey League Coaches Association.

THE LAST TIME

TEAM

Notre Dame won in overtime December 29, 2014 vs. Miami (3-2, ot)
 Notre Dame lost in overtime March 25, 2016 vs. Michigan (3-2, ot -- NCAA)
 Notre Dame tied in overtime January 9, 2016 at Western Michigan (3-3, ot)
 Notre Dame won in overtime (Hockey East game) November 14, 2014 at Merrimack (3-2, ot)
 Notre Dame lost in overtime (Hockey East game) February 19, 2016 at Providence College (3-2, ot)
 Notre Dame tied in overtime (Hockey East game) November 20, 2015 at UMass Lowell (2-2, ot)
 Notre Dame scored 10 or more goals in a game December 29, 2010 vs. Canisius (10-2)
 Notre Dame allowed 10 or more goals in a game March 12, 2005 at Michigan (10-1)
 Notre Dame had a home shutout February 27, 2016 vs. Boston University (Cal Petersen, 39 saves)
 Notre Dame had a road shutout February 15, 2014 at Providence (Steven Summerhays, 36 saves)
 Notre Dame had a neutral site shutout October 13, 2012 vs. Maine (Steven Summerhays, 22 saves)
 Notre Dame had a shutout in a HE game February 27, 2016 vs. Boston University (Cal Petersen, 39 saves)
 Notre Dame was shutout in a HE game January 29, 2016 vs. Boston College (Thatcher Demko, 28 saves)
 Notre Dame was shutout at home January 29, 2016 vs. Boston College (Thatcher Demko, 28 saves)
 Notre Dame was shutout on the road November 7, 2014 at Minnesota (Adam Wilcox, 20 saves)
 Notre Dame won 1-0 February 27, 2016 vs. Boston University (Cal Petersen, 39 saves)
 Notre Dame had 35 or more shots in a game October 15, 2016 at Minnesota Duluth (38 shots)
 Notre Dame had 40 or more shots in a game February 12, 2016 vs. Maine (43 shots)
 Notre Dame had 50 or more shots in a game October 7 vs. Arizona State (51 shots)
 Notre Dame surrendered 35 or more shots in a game February 27, 2016 vs. Boston University (39 shots)

Notre Dame surrendered 40 or more shots in a game February 13, 2016 vs. Maine (41 shots)
 Notre Dame surrendered 50 or more shots in a game January 1, 2016 at Denver (50 shots)
 Notre Dame had three PP goals in a game October 25, 2014 vs. Niagara (7-0 win)
 Notre Dame had four PP goals in a game October 20, 2013 vs. Michigan Tech (7-3 win)
 Notre Dame had six PP goals in a game October 7, 2016 vs. Arizona State (9-2 win)
 Notre Dame had two short-handed goals in a game February 13, 2009 vs. No. Michigan (9-5 win)
 Notre Dame had two short-handed goals in a game January 7, 2011 at Northern Michigan (8-1 win)
 Notre Dame surrendered five PP goals November 20, 2010 vs. Michigan State (4-2 win)
 Notre Dame surrendered four PP goals December 4, 2004 vs. Michigan (8-0 loss)
 Notre Dame surrendered three PP goals February 1, 2013 at Ohio State (6-3 loss)
 Notre Dame surrendered two short-handed goals November 27, 2015 vs. Harvard (4-1 loss)
 Notre Dame surrendered two short-handed goals February 8, 2013 vs. Michigan (7-4 win)

INDIVIDUAL

Notre Dame player scored a hat trick October 16, 2015 - Steven Fogarty (at Penn State)
 Notre Dame defenseman scored a hat trick January 18, 2015 - Robbie Russo (at UConn)
 Notre Dame player scored four goals October 19, 1995 - Brian Urick (at Alaska-Fairbanks)
 Notre Dame player scored five goals December 29, 1971 - Ian Williams (at Dartmouth)
 Notre Dame player had three assists November 7, 2015 - Jake Evans (vs. Minnesota - 0-3-3)
 Notre Dame player had four assists December 29, 2010 - Stephen Johns (vs. Canisius - 0g, 4a)
 Notre Dame player had five assists October 21, 1994 - Jamie Ling (vs. Waterloo - 2g, 5a)
 Notre Dame player had four points November 1, 2015 - Thomas DiPuli (vs. UConn - 1-3-4)
 Notre Dame player had five points November 1, 2015 - Connor Hurlley (vs. UConn - 0-3-4)
 Notre Dame player had six points February 13, 2009 - Erik Condra (vs. Northern Michigan - 2g, 3a)
 Notre Dame player had seven points October 21, 1994 - Jamie Ling (vs. Waterloo - 2g, 5a)

Notre Dame player scored a shorthanded goal October 23, 2015 - Justin Wade (vs. Minnesota Duluth - T, 3-3)

Notre Dame goalie made 35+ saves February 27, 2016 - Cal Petersen (vs. Boston University, 1-0 win, 39 saves)
 Notre Dame goalie made 40+ saves February 13, 2016 - Cal Petersen (vs. Maine, 5-1 win, 40 saves)
 Notre Dame goalie made 50+ saves March 6, 2015 - Cal Petersen (vs. UMass, 4-3 loss, 87 saves)

Opposing player scored a hat trick November 11, 2011 - Cody Kuniyk (Alaska)
 Opposing player scored four goals March 12, 1994 - Colin Ward (Western Michigan)
 Opposing player scored five goals November 10, 1973 - Tom Ross (Michigan State)

Opposing player had four assists December 2, 2011 - Ludwig Karlsson (Northeastern - 0g, 4a)
 Opposing player had five assists January 20, 1996 - Kevin Hilton (Michigan - 0g, 5a)

Opposing player had four points March 12, 2016 - Kevin Roy (Northeastern - 2g, 2a)
 Opposing player had five points January 27, 2001 - Jeff Hamilton (Yale - 2g, 3a)
 Opposing player had six points January 11, 1994 - John Gruden (Ferris State - 4g, 3a)
 Opposing player had seven points January 11, 1994 - John Gruden (Ferris State - 4g, 3a)

Opposing goalie made 35+ saves October 15, 2016 - Hunter Shepard (Minnesota Duluth, 35 saves, 3-1 ND win)
 Opposing goalie made 40+ saves October 7, 2016 - Joey Daccord (Arizona State, 42 saves, 9-2 ND win)
 Opposing goalie made 50+ saves March 6, 2015 - Steve Mastalerz (UMass, 75 saves, 4-3 win)

Notre Dame had a penalty shot November 15, 2013 - Connor Hurlley (missed at Merrimack)
 December 6, 2013 - Jeff Costello (scored vs. Massachusetts)
 March 16, 2013 - Bryan Rust (scored vs. Bowling Green)
 Jan. 26, 2013 - Anders Lee (stopped by Ferris State)
 Opp. had a penalty shot January 29, 2016 - Colin White - Boston College (saved by Cal Petersen, BC wins 4-0)
 January 22, 2016 - Ara Nazarian - New Hampshire (scored on Cal Petersen, ND wins 5-1)
 December 10, 2015 - Colin White - Boston College (saved by Cal Petersen, ND wins 4-3)

SERIES

Notre Dame swept a two-game series February 12-13, 2016 (vs. Maine, 4-1, 5-1)
 Notre Dame swept in a two-game series January 23-24, 2015 (Northeastern (2-3, 2-4)
 Notre Dame swept a Hockey East home series February 12-13, 2016 (vs. Maine, 4-1, 5-1)
 Notre Dame swept a Hockey East road series February 5-6, 2016 (at Vermont, 2-1, 3-1)

NOTRE DAME'S 2016-17 RECORD WHEN

Overall 3-1-0
 In Hockey East games 0-0-0
 Non-conference games 3-1-0
 Home 2-0-0
 Road 1-1-0
 Neutral 0-0-0
 In overtime games 0-0-0

When Notre Dame scores first 2-1-0
 When opponents score first 1-0-0
 When Notre Dame leads after one period 1-0-0
 When Notre Dame trails after one period 0-0-0
 When score is tied after one period 2-1-0
 When Notre Dame leads after two periods 1-0-0
 When Notre Dame trails after two periods 0-1-0
 When score is tied after two periods 2-0-0
 When Notre Dame outshoots opponent 3-0-0
 When opponent outshoots Notre Dame 0-1-0
 When shots are even 0-0-0
 In Game 1 of weekend series 1-1-0
 In Game 2 of weekend series 2-0-0
 In Game 1 of Hockey East weekend series 0-0-0
 In Game 2 of Hockey East weekend series 0-0-0

In one-goal games 0-1-0
 In two-goal games 2-0-0

When scoring two or more goals 3-1-0
 When scoring three or more goals 3-1-0
 When scoring four or more goals 2-0-0
 When scoring five or more goals 1-0-0

Against Ranked Opponents

at #4/4 Minnesota Duluth 1-1-0

Month-By-Month

Notre Dame in October 3-1-0
 Notre Dame in November
 Notre Dame in December
 Notre Dame in January
 Notre Dame in February
 Notre Dame in March

Vs. Conferences

Big Ten
 ECAC
 Hockey East Association
 NCHC 1-1-0
 Independent 2-0-0

Comebacks (The Last Time Notre Dame ...)

Erased a two-goal, third period deficit to win or tie:
 at Boston College on Dec. 10, 2015 (W, 4-3)

Date	Opponent	Score	Att.	Record:	Overall	Home	Away	Neutral
Oct 07	ARIZONA STATE	w 9-2	3356	ALL GAMES	3-1-0	2-0-0	1-1-0	0-0-0
Oct 08	ARIZONA STATE	w 4-2	3554	CONFERENCE	0-0-0	0-0-0	0-0-0	0-0-0
Oct 14	at #4 Minnesota Duluth	L 3-4	5526	NON-CONFERENCE	3-1-0	2-0-0	1-1-0	0-0-0
Oct 15	at #4 Minnesota Duluth	w 3-1	6014					

TEAM STATISTICS	ND	OPP
SHOT STATISTICS		
Goals-Shot attempts	19-149	9-104
Shot pct.	.128	.087
Goals/Game	4.8	2.2
Shots/Game	37.2	26.0
POWER PLAYS		
Goals-Power Plays	10-37	2-23
Conversion Percent	.270	.087
Shot Attempts	54	21
Shot Percent	.185	.095
GOAL BREAKDOWN		
Power Play	10	2
Short-handed	0	0
Empty net	1	0
Penalty	0	0
Unassisted	0	0
Overtime	0	0
PENALTIES		
Number	32	52
Minutes	96	166
Penalties/Game	8.0	13.0
Pen minutes/Game	24.0	41.5

##	Player	gp	g	a	pts	sh	sh%	pen-min	pp	sh
10	Anders Bjork	4	5	5	10	17	.294	1-2	2	0
25	Dylan Malmquist	4	3	5	8	8	.375	1-2	1	0
16	Connor Hurley	4	1	6	7	8	.125	4-8	0	0
15	Andrew Oglevie	4	3	3	6	19	.158	0-0	3	0
3	Jordan Gross	4	2	3	5	16	.125	2-4	1	0
27	Bobby Nardella	4	2	3	5	13	.154	2-12	1	0
26	Cam Morrison	4	1	3	4	11	.091	2-4	1	0
18	Jake Evans	4	0	3	3	7	.000	2-4	0	0
29	Bo Brauer	2	2	0	2	2	1.000	2-12	1	0
6	Tory Dello	4	0	2	2	15	.000	8-24	0	0
11	Cal Burke	4	0	1	1	3	.000	0-0	0	0
4	Dennis Gilbert	4	0	1	1	5	.000	3-6	0	0
21	Joe Wegwerth	3	0	1	1	5	.000	0-0	0	0
2	Tony Bretzman	2	0	0	0	1	.000	0-0	0	0
9	Dawson Cook	3	0	0	0	2	.000	0-0	0	0
12	Felix Holmberg	2	0	0	0	0	.000	0-0	0	0
28	Jack Jenkins	2	0	0	0	4	.000	0-0	0	0
19	Mike O'Leary	4	0	0	0	4	.000	2-12	0	0
8	Ben Ostlie	3	0	0	0	2	.000	0-0	0	0
22	Andrew Peeke	4	0	0	0	6	.000	1-2	0	0
24	Luke Ripley	3	0	0	0	1	.000	1-2	0	0
TM	TEAM	4	0	0	0	0	.000	1-2	0	0
	Total	4	19	36	55	149	.128	32-96	10	0
	Opponents	4	9	16	25	104	.087	52-166	2	0

##	Goalie	gp	min	ga	gaavg	saves	save%	w-l-t
40	Cal Petersen	4	217:06	8	2.21	88	.917	3-1-0
32	Cale Morris	1	19:43	1	3.04	7	.875	0-0-0
TM	EMPTY NET	4	3:11	0	-	0	.000	0-0-0
	Total	4	240:00	9	2.25	95	.913	3-1-0
	Opponents	4	240:00	19	4.75	130	.872	1-3-0

Attendance Summary	ND	Opponent
Total	6910	11540
Dates/Avg Per Date	2/3455	2/5770
Neutral Site #/Avg	0/0	

Goals by Period	1st	2nd	3rd	Total
Notre Dame	7	5	7	19
Opponents	5	3	1	9

Saves by Period	1st	2nd	3rd	Total
Notre Dame	36	33	26	95
Opponents	51	41	38	130

##	Player	gp	Shots					+/-	Penalties				Goals								
			g	a	pts	sh	sh%		pen-min	min	maj	oth	pp	sh	fg	gw	gt	ot	ht	pn	ua
10	Anders Bjork	4	5	5	10	17	.294	+3	1-2	1	0	0	2	0	1	2	0	0	0	0	0
25	Dylan Malmquist	4	3	5	8	8	.375	+4	1-2	1	0	0	1	0	0	0	0	0	0	0	0
16	Connor Hurley	4	1	6	7	8	.125	+4	4-8	4	0	0	0	0	1	0	0	0	0	0	0
15	Andrew Oglevie	4	3	3	6	19	.158	-1	0-0	0	0	0	3	0	1	0	0	0	0	0	0
3	Jordan Gross	4	2	3	5	16	.125	+1	2-4	2	0	0	1	0	0	1	0	0	0	0	0
27	Bobby Nardella	4	2	3	5	13	.154	+5	2-12	1	0	1	1	0	0	0	0	0	0	0	0
26	Cam Morrison	4	1	3	4	11	.091	-3	2-4	2	0	0	1	0	0	0	0	0	0	0	0
18	Jake Evans	4	0	3	3	7	.000	-2	2-4	2	0	0	0	0	0	0	0	0	0	0	0
29	Bo Brauer	2	2	0	2	2	1.000	+1	2-12	1	0	1	1	0	0	0	0	0	0	0	0
6	Tory Dello	4	0	2	2	15	.000	0	8-24	7	0	1	0	0	0	0	0	0	0	0	0
11	Cal Burke	4	0	1	1	3	.000	-1	0-0	0	0	0	0	0	0	0	0	0	0	0	0
4	Dennis Gilbert	4	0	1	1	5	.000	-1	3-6	3	0	0	0	0	0	0	0	0	0	0	0
21	Joe Wegwerth	3	0	1	1	5	.000	+1	0-0	0	0	0	0	0	0	0	0	0	0	0	0
2	Tony Bretzman	2	0	0	0	1	.000	-1	0-0	0	0	0	0	0	0	0	0	0	0	0	0
9	Dawson Cook	3	0	0	0	2	.000	0	0-0	0	0	0	0	0	0	0	0	0	0	0	0
12	Felix Holmberg	2	0	0	0	0	.000	0	0-0	0	0	0	0	0	0	0	0	0	0	0	0
28	Jack Jenkins	2	0	0	0	4	.000	-1	0-0	0	0	0	0	0	0	0	0	0	0	0	0
19	Mike O'Leary	4	0	0	0	4	.000	0	2-12	1	0	1	0	0	0	0	0	0	0	0	0
8	Ben Ostlie	3	0	0	0	2	.000	0	0-0	0	0	0	0	0	0	0	0	0	0	0	0
22	Andrew Peeke	4	0	0	0	6	.000	+1	1-2	1	0	0	0	0	0	0	0	0	0	0	0
24	Luke Ripley	3	0	0	0	1	.000	-1	1-2	1	0	0	0	0	0	0	0	0	0	0	0
TM	TEAM	4	0	0	0	0	.000	0	1-2	1	0	0	0	0	0	0	0	0	0	0	0
	Total	4	19	36	55	149	.128	+9	32-96	28	0	4	10	0	3	3	0	0	0	0	0
	Opponents	4	9	16	25	104	.087	-	52-166	43	2	7	2	0	1	1	0	0	0	0	0

##	Goalie	gp-gs	Goal average			Saves		Record				Goals allowed				
			minutes	ga	avg	saves	pct	w	l	t	sho	pp	sh	en	pen	sog
40	Cal Petersen	4-4	217:06	8	2.21	88	.917	3	1	0	0	2	0	0	0	0
32	Cale Morris	1-0	19:43	1	3.04	7	.875	0	0	0	0	0	0	0	0	0
TM	EMPTY NET	4-0	3:11	0	-	0	.000	0	0	0	0	0	0	0	0	0
	Total	4-0	240:00	9	2.25	95	.913	3	1	0	0	2	0	0	0	0
	Opponents	4-0	240:00	19	4.75	130	.872	1	3	0	0	10	0	1	0	0

##	Points	GP	G	A	Pts	Sh
10	Anders Bjork	4	5	5	10	17
25	Dylan Malmquist	4	3	5	8	8
16	Connor Hurley	4	1	6	7	8
15	Andrew Oglevie	4	3	3	6	19
3	Jordan Gross	4	2	3	5	16
27	Bobby Nardella	4	2	3	5	13
26	Cam Morrison	4	1	3	4	11
18	Jake Evans	4	0	3	3	7
29	Bo Brauer	2	2	0	2	2
6	Tory Dello	4	0	2	2	15

##	Goals	GP	G	A	Pts	Sh
10	Anders Bjork	4	5	5	10	17
25	Dylan Malmquist	4	3	5	8	8
15	Andrew Oglevie	4	3	3	6	19
3	Jordan Gross	4	2	3	5	16
27	Bobby Nardella	4	2	3	5	13
29	Bo Brauer	2	2	0	2	2
16	Connor Hurley	4	1	6	7	8
26	Cam Morrison	4	1	3	4	11

##	Power-Play Goals	GP	PPG
15	Andrew Oglevie	4	3
10	Anders Bjork	4	2

##	Short-Handed Goals	GP	SHG
10	Anders Bjork	4	2

##	Game-Winning Goals	GP	GWG
10	Anders Bjork	4	2

##	Plus/Minus	GP	+/-
27	Bobby Nardella	4	+5
25	Dylan Malmquist	4	+4
16	Connor Hurley	4	+4
10	Anders Bjork	4	+3
22	Andrew Peeke	4	+1
3	Jordan Gross	4	+1
29	Bo Brauer	2	+1
21	Joe Wegwerth	3	+1

##	Assists	GP	G	A	Pts	Sh
16	Connor Hurley	4	1	6	7	8
10	Anders Bjork	4	5	5	10	17
25	Dylan Malmquist	4	3	5	8	8
15	Andrew Oglevie	4	3	3	6	19
3	Jordan Gross	4	2	3	5	16
27	Bobby Nardella	4	2	3	5	13
26	Cam Morrison	4	1	3	4	11
18	Jake Evans	4	0	3	3	7
6	Tory Dello	4	0	2	2	15
11	Cal Burke	4	0	1	1	3

##	Shots	GP	G	A	Pts	Sh	Sh%
15	Andrew Oglevie	4	3	3	6	19	.158
10	Anders Bjork	4	5	5	10	17	.294
3	Jordan Gross	4	2	3	5	16	.125
6	Tory Dello	4	0	2	2	15	.000
27	Bobby Nardella	4	2	3	5	13	.154
26	Cam Morrison	4	1	3	4	11	.091
25	Dylan Malmquist	4	3	5	8	8	.375
16	Connor Hurley	4	1	6	7	8	.125
18	Jake Evans	4	0	3	3	7	.000
22	Andrew Peeke	4	0	0	0	6	.000

##	Shot Pct.	GP	G	A	Pts	Sh	Sh%
29	Bo Brauer	2	2	0	2	2	1.000
25	Dylan Malmquist	4	3	5	8	8	.375
10	Anders Bjork	4	5	5	10	17	.294
15	Andrew Oglevie	4	3	3	6	19	.158
27	Bobby Nardella	4	2	3	5	13	.154
16	Connor Hurley	4	1	6	7	8	.125
3	Jordan Gross	4	2	3	5	16	.125
26	Cam Morrison	4	1	3	4	11	.091
9	Dawson Cook	3	0	0	0	2	.000
8	Ben Ostlie	3	0	0	0	2	.000

##	Penalties	GP	Pen	Min
6	Tory Dello	4	8	24
16	Connor Hurley	4	4	8
4	Dennis Gilbert	4	3	6
27	Bobby Nardella	4	2	12
19	Mike O'Leary	4	2	12
3	Jordan Gross	4	2	4
29	Bo Brauer	2	2	12
18	Jake Evans	4	2	4
26	Cam Morrison	4	2	4
TM	TEAM	4	1	2

##	Penalty Minutes	GP	Pen	Min
6	Tory Dello	4	8	24
27	Bobby Nardella	4	2	12
29	Bo Brauer	2	2	12
19	Mike O'Leary	4	2	12
16	Connor Hurley	4	4	8
4	Dennis Gilbert	4	3	6
18	Jake Evans	4	2	4
26	Cam Morrison	4	2	4
3	Jordan Gross	4	2	4
25	Dylan Malmquist	4	1	2

Date	Opponent	Score	Shots	Overall	Conf	Time	Att.	Goalie of record
Oct 07	ARIZONA STATE	W 9-2	51/19	1-0-0	0-0-0	2:45	3356	Cal Petersen
Oct 08	ARIZONA STATE	W 4-2	37/25	2-0-0	0-0-0	2:18	3554	Cal Petersen
Oct 14	at #4 Minnesota Duluth	L 3-4	23/32	2-1-0	0-0-0	2:20	5526	Cal Petersen
Oct 15	at #4 Minnesota Duluth	W 3-1	38/28	3-1-0	0-0-0	2:13	6014	Cal Petersen

Team Record	W-L-T	Attendance	Dates	Total	Avg.
Overall:	3-1-0	Total:	4	18450	4612
Conference:	0-0-0	Home:	2	6910	3455
Home:	2-0-0	Away:	2	11540	5770
Away:	1-1-0	Neutral:	0	0	0
Neutral:	0-0-0				
Overtime:	0-0-0				

Opponent	Date	Score	2 BRETZMAN,T	3 GROSS,JORD	4 GILBERT,DEN	6 DELLO,TORY	8 OSTLIE,BEN	9 COOK,DAWS	10 BJORK,ANDE	11 BURKE,CAL	12 HOLMBERG,F	15 OGLEVIE,AN	16 HURLEY,CON
ASU	Oct 07	9-2 W	DNP	1-2-3	0-1-1	0-2-2	DNP	DNP	2-1-3	0-1-1	0-0-0	1-2-3	0-2-2
ASU	Oct 08	4-2 W	0-0-0	0-1-1	0-0-0	0-0-0	0-0-0	0-0-0	2-2-4	0-0-0	DNP	0-0-0	1-2-3
at UMD	Oct 14	3-4 L	DNP	0-0-0	0-0-0	0-0-0	0-0-0	0-0-0	1-0-1	0-0-0	0-0-0	1-1-2	0-1-1
at UMD	Oct 15	3-1 W	0-0-0	1-0-1	0-0-0	0-0-0	0-0-0	0-0-0	0-2-2	0-0-0	DNP	1-0-1	0-1-1

Opponent	Date	Score	18 EVANS,JAKE	19 O'LEARY,MIK	21 WEGWERTH,	22 PEEKE,ANDR	24 RIPLEY,LUKE	25 MALMQUIST,	26 MORRISON,C	27 NARDELLA,B	28 JENKINS,JAC	29 BRAUER,BO	32 MORRIS,CAL
ASU	Oct 07	9-2 W	0-1-1	0-0-0	0-1-1	0-0-0	0-0-0	1-1-2	0-2-2	2-1-3	0-0-0	2-0-2	0-0-0
ASU	Oct 08	4-2 W	0-0-0	0-0-0	DNP	0-0-0	0-0-0	1-2-3	0-0-0	0-1-1	0-0-0	DNP	DNP
at UMD	Oct 14	3-4 L	0-2-2	0-0-0	0-0-0	0-0-0	0-0-0	0-0-0	1-1-2	0-0-0	DNP	DNP	DNP
at UMD	Oct 15	3-1 W	0-0-0	0-0-0	0-0-0	0-0-0	DNP	1-2-3	0-0-0	0-1-1	DNP	0-0-0	DNP

Opponent	Date	Score	40 PETERSEN,C
ASU	Oct 07	9-2 W	0-0-0
ASU	Oct 08	4-2 W	0-0-0
at UMD	Oct 14	3-4 L	0-0-0
at UMD	Oct 15	3-1 W	0-0-0

Cal Petersen Game-by-Game															
Date	Opponent	Score	Minutes	GA	GAAvg	Saves	Save%	W	L	T	PP	SH	EN	PN	SO
Oct 07, 2016	ARIZONA STATE	9-2	39:41	1	1.51	10	.909	1	0	0	0	0	0	0	0
Oct 08, 2016	ARIZONA STATE	4-2	59:34	2	1.81	23	.917	2	0	0	1	0	0	0	0
Oct 14, 2016	at Minnesota Duluth	3-4	58:26	4	2.66	28	.897	2	1	0	1	0	0	0	0
Oct 15, 2016	at Minnesota Duluth	3-1	59:25	1	2.21	27	.917	3	1	0	0	0	0	0	0
Totals			217:06	8	2.21	88	.917	3	1	0	2	0	0	0	0

Cale Morris Game-by-Game															
Date	Opponent	Score	Minutes	GA	GAAvg	Saves	Save%	W	L	T	PP	SH	EN	PN	SO
Oct 07, 2016	ARIZONA STATE	9-2	19:43	1	3.04	7	.875	0	0	0	0	0	0	0	0
Totals			19:43	1	3.04	7	.875	0	0	0	0	0	0	0	0

Hockey Game Box Score (Final)
Arizona State vs #8 Notre Dame (Oct 07, 2016 at Notre Dame, Ind.)

Arizona State (0-1-0) vs. Notre Dame (1-0-0, 0-0-0 HEA)
Date: Oct 07, 2016 • Location: Notre Dame, Ind. • Arena: Compton Ice Arena
Attendance: 3356 • Start time: 7:35 PM • End time: 10:10 PM • Total time: 2:45

Main game statistics table including goals by period, shots by period, power play goals-att (SH), and penalties-minutes by period.

TEAM SUMMARY

Summary table for Arizona State and Notre Dame, including team goals, assists, saves, and various statistics.

GOALTENDERS

Goaltenders table listing Cal Petersen and Caie Morris for both teams.

PENALTY SUMMARY

Penalty summary table listing infractions such as tripping, holding, and face-masking for both teams.

Hockey Game Box Score (Final)
Arizona State vs #8 Notre Dame (Oct 08, 2016 at Notre Dame, Ind.)

Arizona State (0-2-0) vs. Notre Dame (2-0-0, 0-0-0 HEA)
Date: Oct 08, 2016 • Location: Notre Dame, Ind. • Arena: Compton Ice Arena
Attendance: 3554 • Start time: 7:05 PM • End time: 9:23 PM • Total time: 2:18

Main game statistics table including goals by period, shots by period, power play goals-att (SH), and penalties-minutes by period.

TEAM SUMMARY

Summary table for Arizona State and Notre Dame, including team goals, assists, saves, and various statistics.

GOALTENDERS

Goaltenders table listing Cal Petersen and Caie Morris for both teams.

PENALTY SUMMARY

Penalty summary table listing infractions such as tripping, holding, and face-masking for both teams.

Win-Cal Petersen (2-0-0). Loss-Robert Levin (0-1-0).

Referee's signature

Hockey Game Box Score (Final)
#5 Notre Dame vs #4 Minnesota Duluth (Oct 14, 2016 at Duluth, Minn.)

Notre Dame (2-1-0)(0-0-0 HEA) vs. Minnesota Duluth (3-0-2)(0-0-0 NCHC)
Date: Oct 14, 2016 • Location: Duluth, Minn. • Arena: AMSOIL Arena
Attendance: 5526 • Start time: 7:07 pm • End time: 9:27 • Total time: 2:20

Main game statistics table including goals by period, shots by period, power play goals-att (SH), and penalties-minutes by period.

TEAM SUMMARY

Summary table for Notre Dame and Minnesota Duluth, including team goals, assists, saves, and various statistics.

GOALTENDERS

Goaltenders table listing Jared Deery and Nick McCormack for both teams.

PENALTY SUMMARY

Penalty summary table listing infractions such as tripping, holding, and face-masking for both teams.

Win-Nick Deery (1-0-2). Loss-Cal Petersen (2-1-0).

Hockey Game Box Score (Final)
#5 Notre Dame vs #4 Minnesota Duluth (Oct 15, 2016 at Duluth, Minn.)

Notre Dame (3-1-0)(0-0-0 HEA) vs. Minnesota Duluth (3-1-2)(0-0-0 NCHC)
Date: Oct 15, 2016 • Location: Duluth, Minn. • Arena: AMSOIL Arena
Attendance: 6014 • Start time: 7:07 pm • End time: 9:20 • Total time: 2:13

Main game statistics table including goals by period, shots by period, power play goals-att (SH), and penalties-minutes by period.

TEAM SUMMARY

Summary table for Notre Dame and Minnesota Duluth, including team goals, assists, saves, and various statistics.

GOALTENDERS

Goaltenders table listing Jared Deery and Nick McCormack for both teams.

PENALTY SUMMARY

Penalty summary table listing infractions such as tripping, holding, and face-masking for both teams.

Win-Cal Petersen (3-1-0). Loss-Hunter Shepard (0-1-0).

Referee's signature



#2 Tony Bretzman

Jr. | F | Mendota Heights, Minnesota
Langley Rivermen (BCHL)

Career Highs

Goals: 1 (2x - vs. UConn 11/1/15)
Assists: 1 (vs. UMass 12/6/14)
Points: 1 (3x - vs. UConn 11/1/15)
Multi-point games: n/a
Point Streak: n/a

2016-17 Notes

Bretzman's Career Stats

Season	GP	G	A	Points	Shots	Shot%	Pen-Min	+/-	PPG	SHG	GWG
2014-15	17	1	1	2	8	.125	3-6	-2	0	0	1
2015-16	8	1	0	1	5	.200	2-4	+2	0	0	0
2016-17	2	0	0	0	1	.000	0-0	-1	0	0	0
TOTAL	27	2	1	3	14	.143	5-10	-1	0	0	1



#3 Jordan Gross

JR. | D | Maple Grove, Minnesota
Green Bay Gamblers (USHL)

2016-17 Notes

- Opened the season with a three-point game (1G, 2A) against Arizona State (Oct. 7), tying his career high mark in the 9-2 win.
- Gross has played all 83 games to start his Notre Dame career.

Career Highs

Goals: 2 (2x - vs. Northeastern 11/12/15)
Assists: 2 (7x - vs. Arizona State 10/7/16)
Points: 3 (2x - Arizona State 10/7/16)
Multi-point games: 16
Point Streak: 9 games
(Dec. 5 - Jan. 23, 2015; 3-8-11)

Gross's Career Stats

Season	GP	G	A	Points	Shots	Shot%	Pen-Min	+/-	PPG	SHG	GWG
2014-15	42	7	21	28	92	.076	7-14	+8	1	0	1
2015-16	37	9	22	31	113	.080	11-30	+15	2	0	1
2016-17	4	2	3	5	16	.125	2-4	+1	1	0	1
TOTAL	83	18	46	64	221	.081	20-48	+24	4	0	3



#4 Dennis Gilbert

So. | D | Buffalo, New York
Chicago Steel (USHL)

Career Highs

Goals: 1 (2x - at BC 12/10/15)
Assists: 2 (2x - vs. Western Michigan 1/8/16)
Points: 2 (3x - vs. Western Michigan 1/8/16)
Multi-point games: 3
Point Streak: 3 games
(Oct. 31 - Nov. 6, 2015; 0-4-4)

2016-17 Notes

Gilbert's Career Stats

Season	GP	G	A	Points	Shots	Shot%	Pen-Min	+/-	PPG	SHG	GWG
2015-16	37	2	8	10	54	.037	17-34	+5	1	0	1
2016-17	4	0	1	1	5	.000	3-6	-1	0	0	0
TOTAL	41	2	9	11	59	.034	20-40	+4	1	0	1



#6 Tory Dello

Rr. | D | Crystal Lake, Illinois
Tri-City Storm (USHL)

Career Highs


Goals: --
Assists: 1 (vs. Arizona State 10/7/16)
Points: 1 (vs. Arizona State 10/7/16)
Multi-point games: --
Point Streak: --

2016-17 Notes

- Registered his first career point in his first career game by notching an assist on Anders Bjork's game-winning, power-play goal against Arizona State (Oct. 7).

Dello's Career Stats

Season	GP	G	A	Points	Shots	Shot%	Pen-Min	+/-	PPG	SHG	GWG
2016-17	4	0	2	2	15	.000	8-24	0	0	0	0
TOTAL	4	0	2	2	15	.000	8-24	0	0	0	0



#8 Ben Ostlie

Sr. | F | Edina, Minnesota
Omaha Lancers (USHL)

Career Highs

Goals: 1 (2x - at PSU 10/17/15)
Assists: 1 (3x - vs. Western Michigan 1/8/16)
Points: 1 (5x - vs. Western Michigan 1/8/16)
Multi-point games: n/a

2016-17 Notes

Ostlie's Career Stats

Season	GP	G	A	Points	Shots	Shot%	Pen-Min	+/-	PPG	SHG	GWG
2013-14	12	0	0	0	10	.000	3-6	-3	0	0	0
2014-15	24	1	2	3	13	.077	2-4	0	0	0	0
2015-16	27	1	1	2	17	.059	2-4	-5	0	0	0
2016-17	3	0	0	0	2	.000	0-0	0	0	0	0
TOTAL	66	2	3	5	42	.048	7-14	-8	0	0	0



#9 Dawson Cook

Jr. | F | Cadillac, Michigan
Green Bay Gamblers (USHL)

Career Highs

Goals: 1 (4x - vs. Western Michigan 1/8/16)
Assists: 1 (2x - at BC 12/10/15)
Points: 1 (6x - vs. Western Michigan 1/8/16)
Multi-point games: n/a
Point Streak: 2 games
(Nov. 28 - Dec. 4, 2015)

2016-17 Notes

Cook's Career Stats

Season	GP	G	A	Points	Shots	Shot%	Pen-Min	+/-	PPG	SHG	GWG
2014-15	35	1	1	2	11	.091	4-8	-6	0	0	0
2015-16	32	3	1	4	16	.188	2-4	-2	0	0	1
2016-17	3	0	0	0	2	.000	0-0	0	0	0	0
TOTAL	70	4	2	6	29	.138	6-12	-8	0	0	1



#10 Anders Bjork

Jr. | F | Mequon, Wisconsin
U.S. National U-18 Team

Career Highs

Goals: 2 (3x - vs. Arizona State 10/8/16)
Assists: 2 (12x - at Minn. Duluth 10/15/16)
Points: 4 (Arizona State 10/8/16)
Multi-point games: 15
Point Streak: 10 games
(Nov. 28 - Jan. 23, 2016; 7-8-15)

2016-17 Notes

- Opened the season by scoring two goals and adding an assist in Notre Dame's 9-2 win over Arizona State (Oct. 7).
- The next night against the Sun Devils, posted a career-high four points on two goals and two assists.
- Had the game-winning goal on both wins over Arizona State and was named the Hockey East Player of the Week for his seven-point weekend (Oct. 10).
- Scored a highlight reel goal at Minnesota Duluth (Oct. 14) when he beat the defense and finished with a high wrist shot for his fifth goal of the season.
- Had a pair of assists in Notre Dame's 3-1 win at No. 4 Minnesota Duluth (Oct. 15).

Bjork's Career Stats

Season	GP	G	A	Points	Shots	Shot%	Pen-Min	+/-	PPG	SHG	GWG
2014-15	41	7	15	22	74	.095	7-14	-3	1	1	0
2015-16	35	12	23	35	92	.130	4-8	+28	3	0	0
2016-17	4	5	5	10	17	.294	1-2	+3	2	0	2
TOTAL	80	24	43	67	183	.131	12-24	+28	6	1	2



#11 Cal Burke

Fr. | F | Boxborough, Massachusetts
Cedar Rapids RoughRiders (USHL)

Career Highs

Goals: --
Assists: 1 (Arizona State 10/7/16)
Points: 1 (Arizona State 10/7/16)
Multi-point games: --
Point Streak: --

2016-17 Notes

- Opened his Irish career by notching an assist in the first game of the season, a 9-2 win over Arizona State (Oct. 7).

Burke's Career Stats

Season	GP	G	A	Points	Shots	Shot%	Pen-Min	+/-	PPG	SHG	GWG
2016-17	4	0	1	1	3	.000	0-0	-1	0	0	0
TOTAL	4	0	1	1	3	.000	0-0	-1	0	0	0



#12 Felix Holmberg

Fr. | F | Stockholm, Sweden
AIK J20 (SuperElit)

Career Highs

Goals: --
Assists: --
Points: --
Multi-point games: --
Point Streak: --

2016-17 Notes

- Made his Irish debut in Notre Dame's 9-2 season-opening victory over Arizona State (Oct. 7)
- Holmberg is the fifth European to play for the Irish and the third from Stockholm, Sweden (Calle Ridderwall was the last from 2077-11).

Holmberg's Career Stats

Season	GP	G	A	Points	Shots	Shot%	Pen-Min	+/-	PPG	SHG	GWG
2016-17	2	0	0	0	-	-	0-0	0	0	0	0
TOTAL	2	0	0	0	-	-	0-0	0	0	0	0



#15 Andrew Oglevie

So. | F | Fullerton, California
Cedar Rapids RoughRiders

Career Highs

Goals: 2 (vs. Merrimack 1/15/16)
Assists: 2 (2x - vs. Arizona State 10/7/16)
Points: 3 (2x - vs. Arizona State 10/7/16)
Multi-point games: 3
Point Streak: 3 games
(Jan. 8-15, 2016; 2-3-5)


2016-17 Notes

- Opened the season by tying his career-high point total with three (1G, 2A) in Notre Dame's season-opening 92 win over Arizona State.
- Had a power-play goal and an assist in Notre Dame's 4-3 loss at #4 Minnesota

- Duluth (Oct. 14).
- Added a power-play goal in Notre Dame's 3-1 win at Minnesota Duluth (Oct. 15).

Oglevie's Career Stats

Season	GP	G	A	Points	Shots	Shot%	Pen-Min	+/-	PPG	SHG	GWG
2015-16	31	5	4	9	59	.085	4-8	+9	0	0	2
2016-17	4	3	3	6	19	.158	0-0	-1	3	0	0
TOTAL	35	8	7	15	78	.103	4-8	+8	3	0	2



#16 Connor Hurley

Jr. | F | Edina, Minnesota
Green Bay Gamblers (USHL)

Career Highs

Goals: 1 (10x - vs. Arizona State 10/8/16)
Assists: 3 (vs. UConn 11/1/15)
Points: 3 (2x - vs. Arizona State 10/8/16)
Multi-point games: 10
Point Streak: 3 games
(Oct. 18-25, 2014; 1-4-5)

2016-17 Notes

- Opened the season with a two assist game against Arizona State (Oct. 7).
- Followed with a goal and an two assists in game two versus the Sun Devils (Oct. 8), tying his career high with three points in the game.

Hurley's Career Stats

Season	GP	G	A	Points	Shots	Shot%	Pen-Min	+/-	PPG	SHG	GWG
2014-15	41	4	10	14	59	.068	3-6	+5	0	0	1
2015-16	36	6	12	18	56	.107	5-10	+7	2	0	0
2016-17	4	1	6	7	8	.125	4-8	+4	0	0	0
TOTAL	81	11	28	39	123	.089	12-24	+16	2	0	1



#17 Peter Mark

Jr. | D | Minneapolis, Minn.
Saint Thomas Academy

Career Highs

Goals: --
Assists: --
Points: --
Multi-point games: --
Point Streak: --

2016-17 Notes

- Joined the Irish for the 2016-17 season after playing the previous two seasons with Notre Dame's club team.

Mark's Career Stats



#18 Jake Evans

Jr. | F | Toronto, Ontario
St. Michael's Buzzers (OJHL)

Career Highs

Goals: 2 (vs. Miami 12/28/14)
Assists: 3 (2x - vs. Minnesota 11/6/15)
Points: 3 (4x - vs. Maine 2/13/16)
Multi-point games: 12
Point Streak: 6 games
(Jan. 8-23, 2016; 3-7-10)

2016-17 Notes

- Had a two assist game at No. 4 Minnesota Duluth (Oct. 14).

Evans' Career Stats

Season	GP	G	A	Points	Shots	Shot%	Pen-Min	+/-	PPG	SHG	GWG
2014-15	41	7	10	17	63	.111	11-22	+4	1	0	1
2015-16	37	8	25	33	55	.145	9-29	+15	4	0	1
2016-17	4	0	3	3	7	.000	2-4	-2	0	0	0
TOTAL	82	15	38	53	125	.120	22-55	+17	5	0	2



#19 Mike O'Leary

Fr. | F | Halifax, Nova Scotia
Dubuque Fighting Saints (USHL)

Career Highs

Goals: --
Assists: --
Points: --
Multi-point games: --

2016-17 Notes

- Made his Notre Dame Debut on Oct. 7 versus Arizona State.

O'Leary's Career Stats

Season	GP	G	A	Points	Shots	Shot%	Pen-Min	+/-	PPG	SHG	GWG
2016-17	4	0	0	0	4	.000	2-12	0	0	0	0
TOTAL	4	0	0	0	4	.000	2-12	0	0	0	0



#21 Joe Wegwerth

So. | F | Brewster, New York
Cedar Rapids RoughRiders

Career Highs

Goals: 1 (vs. UConn 11/1/15)
Assists: 1 (4x - vs. Arizona State 10/14/16)
Points: 1 (5x - vs. Arizona State 10/14/16)
Multi-point games: n/a
Point Streak: 2 games
(Nov. 28 - Dec. 4, 2015)

2016-17 Notes

Wegwerth's Career Stats

Season	GP	G	A	Points	Shots	Shot%	Pen-Min	+/-	PPG	SHG	GWG
2015-16	30	1	3	4	29	.034	9-18	-4	0	0	0
2016-17	3	0	1	1	5	.000	0-0	+1	0	0	0
TOTAL	33	1	4	5	34	.029	9-18	-3	0	0	0



#22 Andrew Peeke

Fr. | D | Parkland, Florida
Green Bay Gamblers (USHL)

Career Highs

Goals: --
Assists: --
Points: --
Multi-point games: --
Point Streak: --

2016-17 Notes

- Made his Notre Dame Debut on Oct. 7 versus Arizona State.

Peeke's Career Stats

Season	GP	G	A	Points	Shots	Shot%	Pen-Min	+/-	PPG	SHG	GWG
2016-17	4	0	0	0	6	.000	1-2	+1	0	0	0
TOTAL	4	0	0	0	6	.000	1-2	+1	0	0	0



#23 Luke Novak

Fr. | F | Waukesha, Wis.
New Jersey Hitmen (USPHL)

Career Highs

Goals: --
Assists: --
Points: --
Multi-point games: --
Point Streak: --

2016-17 Notes

Novak's Career Stats



#24 Luke Ripley

Jr. | D | Kitimat, British Columbia
Powell River Kings (BCHL)

Career Highs

Goals: 1 (3x - vs. Northeastern 3/12/16)
Assists: 1 (12x - at Providence 2/19/16)
Points: 1 (15x - vs. Northeastern 3/12/16)
Multi-point games: n/a
Point Streak: 3 games
(Jan. 31-Feb. 7, 2015; 0-3-3)

2016-17 Notes

Ripley's Career Stats

Season	GP	G	A	Points	Shots	Shot%	Pen-Min	+/-	PPG	SHG	GWG
2014-15	42	2	6	8	32	.062	15-30	+4	0	0	1
2015-16	37	1	6	7	40	.025	18-47	+12	0	0	0
2016-17	3	0	0	0	1	.000	1-2	-1	0	0	0
TOTAL	82	3	12	15	73	.041	34-79	+15	0	0	1



#25 Dylan Malmquist

So. | F | Edina, Minnesota
Edina HS

Career Highs

Goals: 2 (vs. UMD 10/24/15)
Assists: 2 (3x - at Minnesota Duluth 10/15/16)
Points: 3 (3x - at Minnesota Duluth 10/15/16)
Multi-point games: 5
Point Streak: 2 games
(five times)

2016-17 Notes

- Had a five-point opening series versus Arizona State, including a goal and an assist in game one (Oct. 7) and a goal and two assists in game two (Oct. 8).
- Had a goal and two assists to lead the Irish to a 3-1 win at fourth-ranked Minnesota Duluth (Oct. 15).

Malmquist's Career Stats

Season	GP	G	A	Points	Shots	Shot%	Pen-Min	+/-	PPG	SHG	GWG
2015-16	36	11	6	17	59	.186	7-25	+9	2	0	2
2016-17	4	3	5	8	8	.375	1-2	+4	1	0	0
TOTAL	40	14	11	25	67	.209	8-27	+13	3	0	2



#26 Cam Morrison

Fr. | F | Aurora, Ontario
Youngstown Phantoms (USHL)

Career Highs

Goals: 1 (at Minnesota Duluth 10/14/16)
Assists: 2 (vs. Arizona State 10/7/16)
Points: 2 (2x - at Minnesota Duluth 10/14/16)
Multi-point games: 2
Point Streak: --

2016-17 Notes

-

Morrison's Career Stats

Season	GP	G	A	Points	Shots	Shot%	Pen-Min	+/-	PPG	SHG	GWG
2016-17	4	1	3	4	11	.091	2-4	-3	1	0	0
TOTAL	4	1	3	4	11	.091	2-4	-3	1	0	0



#27 Bobby Nardella

So. | D | Rosemont, Illinois
Tri-City Storm (USHL)

Career Highs

Goals: 2 (vs. Arizona State 10/7/16)
Assists: 2 (4x - at New Hampshire 1/22/16)
Points: 3 (2x - vs. Arizona State 10/7/16)
Multi-point games: 6
Point Streak: 6 games
(Jan. 2-23; 2-10-12)

2016-17 Notes

- Opened the season with a career-high two goals in Notre Dame's 9-2 win over Arizona State (Oct. 7).

Nardella's Career Stats

Season	GP	G	A	Points	Shots	Shot%	Pen-Min	+/-	PPG	SHG	GWG
2015-16	35	4	20	24	69	.058	9-18	+9	1	0	1
2016-17	4	2	3	5	13	.154	2-12	+5	1	0	0
TOTAL	39	6	23	29	82	.073	11-30	+14	2	0	1



#28 Jack Jenkins

So. | F | Lake Bluff, Illinois
Fargo Force (USHL)

Career Highs

Goals: 1 (2x - vs. Maine 2/12/16)
Assists: 1 (vs. Western Michigan 1/8/16)
Points: 1 (3x - vs. vs. Maine 2/12/16)
Multi-point games: n/a
Point Streak: 2 games
(Feb. 12-13, 2016; 1-1-2)

2016-17 Notes

Jenkins' Career Stats

Season	GP	G	A	Points	Shots	Shot%	Pen-Min	+/-	PPG	SHG	GWG
2015-16	28	2	2	4	28	.071	1-2	-1	0	0	1
2016-17	2	0	0	0	4	.000	0-0	-1	0	0	0
TOTAL	30	2	2	4	32	.062	1-2	-2	0	0	1



#29 Bo Brauer

Jr. | F | Edina, Minnesota
Naniamo Clippers (BCHL)

Career Highs

Goals: 2 (vs. Arizona State 10/7/16)

Assists: n/a

Points: 2 (vs. Arizona State 10/7/16)

Multi-point games: 1

Point Steak: n/a

2016-17 Notes

- Scored the first two goals of his career in Notre Dame's season-opening 9-2 win over Arizona State (Oct. 7).

Brauer's Career Stats

Season	GP	G	A	Points	Shots	Shot%	Pen-Min	+/-	PPG	SHG	GWG
2014-15	2	0	0	0	1	.000	1-2	0	0	0	0
2015-16	1	0	0	0	-	-	0-0	0	0	0	0
2016-17	2	2	0	2	2	1.000	2-12	+1	1	0	0
TOTAL	5	2	0	2	-	-	3-14	+1	1	0	0



#32 Cale Morris

Fr. | G | Larkspur, Colorado
Waterloo Black Hawks (USHL)

Career Highs

Saves: 7 (vs. Arizona State 10/7/16)
Goals Against: 1
Shutouts: n/a

2016-17 Notes

- Made his first career appearance in Notre Dame's season-opening 9-2 win over Arizona State (Oct. 7) when he played the third period.

Morris' Career Stats

Goalie	GP-GS	Minutes	GA	GAAvg	Saves	Save%	W	L	T	Sho	PPG	SHG
2016-17	1-0	19:43	1	3.04	7	.875	0	0	0	0.0	0	0
TOTAL	1-0	19:43	1	3.04	7	.875	0	0	0	0.0	0	0



#33 Chad Katunar

Sr. | G | Victoria, British Columbia
Penticton Veeps (BCHL)

Career Highs

Saves:
- 35 (vs. Union 11/28/14)
Assists: n/a
Goals Against: 5 (at UMass 12/5/14)
Shutouts: n/a

2016-17 Notes

- Along with Andy Ryan, one of the team's two representatives on the Student-Athlete Advisory Committee.
- Made his season debut by playing the final 6:08 of Notre Dame's 4-1 loss to eighth-ranked Harvard (Nov. 27), turning aside all three shots he faced.

Katunar's Career Stats

Goalie	GP-GS	Minutes	GA	GAAvg	Saves	Save%	W	L	T	Sho	PPG	SHG
2013-14	5-3	178:03	7	2.36	52	.881	2	1	0	0.0	2	0
2014-15	15-11	737:08	37	3.01	329	.899	5	3	2	0.0	8	2
2015-16	2-0	13:37	0	0.00	4	1.000	0	0	0	0.0	0	0
TOTAL	22-14	928:48	44	2.84	385	.897	7	4	2	0.0	10	2



#40 Cal Petersen

Jr. | G | Waterloo, Iowa
Waterloo Black Hawks (USHL)

Career Highs

Saves:

- 87 (L, 4-3 in 5 OT vs. UMass 3/6/15)*
- 55 (W, 3-1 vs. BC 2/28/15)
- 49 (T, 1-1 at Denver 1/1/16)
- 44 (W, 3-2 at BU 2/21/15)

* - *NCAA Record*

Assists: n/a

Goals Against: 6

- at UMass Lowell (3/15/15)
- vs. Northeastern (3/12/16)

Shutouts: 5

1. vs. Niagara 10/25/14 (23 saves)
2. at UMass 12/6/14 (14 saves)
3. vs. Providence College 2/13/15 (38 saves)
4. vs. UMass 3/8/15 (23 saves)
5. vs. Boston University 2/27/16 (39 saves)

2016-17 Notes

- Stopped 27 of the 28 shots he faced in Notre Dame's 3-1 win at fourth-ranked Minnesota Duluth (Oct. 15).

Petersen's Career Stats

Goalie	GP-GS	Minutes	GA	GAAvg	Saves	Save%	W	L	T	Sho	PPG	SHG
2014-15	33-31	1891:36	79	2.51	892	.919	13	16	3	4.0	19	2
2015-16	37-37	2231:52	82	2.20	1049	.927	19	11	7	1.0	22	0
2016-17	4-4	217:06	8	2.21	88	.917	3	1	0	0.0	2	0
TOTAL	74-72	4340:34	169	2.34	2029	.923	35	28	10	5.0	43	2

Notre Dame's Single-Season Records Book -- Goaltending

Goals-Against Average

1. David Brown (2006-07)	1.58
2. Jordan Pearce (2008-09)	1.68
3. Steven Summerhays (2012-13)	2.01
Steven Summerhays (2013-14)	2.01
5. Jordan Pearce (2007-08)	2.04
6. Cal Petersen (2015-16)	2.20
7. David Brown (2003-04)	2.32

Save Percentage

1. Jordan Pearce (2008-09)	.9312
2. David Brown (2006-07)	.9305
3. Cal Petersen (2015-16)	.927
4. David Brown (2003-04)	.925
5. Morgan Cey (2003-04)	.924

Saves

1. Lance Madson (1988-89)	1,288
2. Mark Kronholm (1973-74)	1,113
3. Morgan Cey (2002-03)	1,054
4. Cal Petersen (2015-16)	1,049
5. Mark Kronholm (1972-73)	980
6. Lance Madson (1989-90)	968
7. Greg Louder (1990-91)	935
8. Morgan Cey (2001-02)	927
9. Jordan Pearce (2007-08)	925
10. Steven Summerhays (2013-14)	912

Percent of Team Minutes Played

1. Cal Petersen (2015-16)	98.6%
2. Greg Louder (1990-91)	98.3%
3. Morgan Cey (2002-03)	97.9%
4. Jordan Pearce (2008-09)	96.2%

Minutes Played

1. Jordan Pearce (2007-08)	2,558
2. David Brown (2006-07)	2,390
3. Jordan Pearce (2008-09)	2,326
4. Steven Summerhays (2013-14)	2,234
5. Cal Petersen (2015-16)	2,231
6. Lance Madson (1988-89)	2,213
7. Forrest Karr (1998-99)	2,161
8. Morgan Cey (2002-03)	2,136
9. Mike Johnson (2010-11)	2,087
10. Steven Summerhays (2012-13)	2,086