




2004-05

Opponents

Junior left wing Mike Walsh and his Notre Dame teammates will battle Bowling Green four times in 2004-05.



The Central Collegiate Hockey Association begins its 33rd season as college hockey's premier hockey conferences

CCHA Member Directory

Alaska Fairbanks (907 area code)

Athletic Department 474-7205
Sports Information 474-6805
Website www.gonanooks.com

Bowling Green (419 area code)

Athletic Department 372-2401
Sports Information 372-7077
Website www.bgsufalcon.com

Ferris State (231 area code)

Athletic Department 591-2000
Sports Information 591-2336
Website www.ferris.edu/sports

Lake Superior (906 area code)

Athletic Department 635-2878
Sports Information 635-2601
Website www.lssulakers.com

Miami (513 area code)

Athletic Department 529-3113
Sports Information 529-1601
Website www.muredhawks.com

Michigan (734 area code)

Athletic Department 647-1201
Sports Information 647-3810
Website www.mgoblue.com

Michigan State (517 area code)

Athletic Department 353-4698
Sports Information 355-2271
Website www.msuspartans.com

Nebraska-Omaha (402 area code)

Athletic Department 554-2305
Sports Information 554-2140
Website www.gomavs.unomaha.edu

No. Michigan (906 area code)

Athletic Department 227-1015
Sports Information 227-1013
Website www.nmu.edu/athletics

Notre Dame (574 area code)

Athletic Department 631-6107
Sports Information 631-7516
Website www.und.com

Ohio State (614 area code)

Athletic Department 292-7572
Sports Information 688-0294
Web www.ohiostatebuckeyes.com

West. Michigan (269 area code)

Athletic Department 387-3120
Sports Information 387-4122
Website www.wmubroncos.com

Central Collegiate Hockey Association

Commissioner Tom Anastos
Coordinator of Officials Brian Hart
Director of Marketing/
Communications Fred Pletsch
Communications Coordinator Courtney Welch
Phone (248) 888-0600
Fax (248) 888-0664
Website www.ccha.com

National prominence and national dominance are what separates the Central Collegiate Hockey Association (CCHA) from the rest of college hockey.

CCHA teams have won seven NCAA championships over the last 21 years. Bowling Green began the run in 1984, followed by Michigan State in 1986. The Lake Superior State Lakers, who own the most titles of a CCHA-member team, captured three in a span of seven years (1988, 1992, 1994). Michigan's pair as a CCHA member (1996, 1998) brings their overall NCAA Championship total to nine, the most in the nation. Northern Michigan won the crown in 1991 as a member of the Western Collegiate Hockey Association.

Besides the seven NCAA champions, the CCHA has seen its teams reach the NCAA's Frozen Four 15 times in those same 21 seasons, with Michigan (7) and Michigan State (6) leading the way.

The 1992 Frozen Four saw three teams reach the finals, with Lake Superior winning and Michigan and Michigan State each reaching the semifinals.

In 2004, the league set an NCAA record by sending five teams to the NCAA tournament as Michigan, Miami, Ohio State, Michigan State and Notre Dame all advanced. For Notre Dame, it marked the first time in the program's history that the Irish were selected for postseason play.

The league has featured five Hobey Baker Memorial Award winners: Bowling Green's George McPhee in 1982, Michigan State's Kip Miller in 1990, Bowling Green's Brian Holzinger in 1995, Michigan's Brendan Morrison in 1996 and in 2001, Michigan State goaltender Ryan Miller captured the award as college hockey's top player.

The CCHA began in 1971-72 with four teams: Bowling Green, Ohio State and Ohio University from the Midwest Collegiate Hockey Association and an independent, St. Louis University. Lake Superior joined the league the following season and the league weathered the next two seasons after Ohio dropped its program and Ohio State became an independent.

The CCHA began establishing its reputation as a haven for fledgling programs in 1975-76 when Western Michigan joined the league. Ohio State rejoined that year and Northern Michigan's arrival in 1977-78 brought the CCHA's membership to six teams.

After a season as a provisional member, Ferris State joined the league in 1979-80. St. Louis dropped its program the same year, leaving Bowling Green as the team with the longest tenure in the CCHA. Miami University joined the league in 1981-82 after spending 1980-81 as a provisional member.

In 1981-82, the CCHA added four teams from the WCHA — Michigan, Michigan State, Michigan Tech and Notre Dame — raising its membership to 11 teams. The CCHA reached an

all-time high of 12 teams in 1982-83, with the addition of the University of Illinois at Chicago.

Notre Dame left the league in 1983-84, only to return 10 years later.

Michigan Tech and Northern Michigan jumped to the WCHA in 1984-85, reducing the CCHA to nine teams where it would stay for eight seasons.

In 1992-93, Kent State joined the league and Alaska Fairbanks began its three-year run as an affiliate. Kent State discontinued its program after two seasons while Illinois-Chicago did the same after the 1995-96 season. Northern Michigan rejoined the conference in 1997-98, following 13 years as a member of the WCHA, bringing the CCHA membership to 11 teams.

The 1999-2000 campaign marked the addition of a 12th member — the University of Nebraska Omaha — and a new look for the CCHA. With the Mavericks joining the CCHA, the league expanded its postseason tournament and reduced its conference schedule to 28 games to determine the regular-season champion.

Prior to the start of the 2001-02 season, the CCHA adopted a new postseason tournament format and a new scheduling format that would include placing the league's members in "rivalry pairings."

Under the "rivalry pairing" format, the league's teams are grouped into six "rivalry pairings. The pairings include:

Alaska Fairbanks and Nebraska-Omaha; Bowling Green-Notre Dame; Ferris State-Western Michigan; Lake Superior State-Northern Michigan; Miami-Ohio State and Michigan-Michigan State.

The six groups will then be placed into three clusters of four teams. A team will play the three teams in its cluster four times each season (two home, two away). They will then face the remaining eight teams in the league twice with four series at home and four on the road. The four-team clusters change each season.

The new playoff format includes all 12 teams making the playoffs. The first round will feature a best two-of-three series at campus sites (March 12-14). The following week, the six remaining teams will travel to Detroit's Joe Louis Arena.

On Thursday, March 17, the top two remaining teams will draw a bye while the remaining four teams will participate in the play-in game with the winners advancing to the semifinals.

The two bye teams will then play the two winning teams for the right to go on to finals on Friday, March 18, with the finals set for Saturday, March 19, at the Joe.

Championship weekend will kick off Wednesday night with the CCHA Awards Banquet on March 16, at the historic Fox Theatre in downtown Detroit.

The CCHA office, located in Farmington Hills, Mich., is under the direction of Tom Anastos, who is in his sixth year as CCHA Commissioner.



The Central Collegiate Hockey Association has steadily added to its credentials as the nation's premier college hockey conference. Since the 1997-98 season, the CCHA has produced 41 All-Americans (17 first team/24 second team), a national championship team and two Hobey Baker national player-of-the-year winners. The 2003-04 season produced 24 CCHA players who were selected in the National Hockey League draft, including two first-round picks. A quick glance at the impressive list of accomplishments by CCHA players and teams only adds to the league's stature:

NCAA Championships

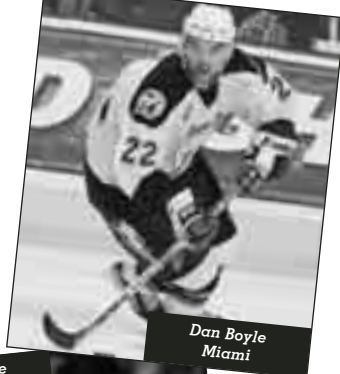
• The 12 current CCHA teams have combined to win seven of the last 21 NCAA Championships: Bowling Green (1984), Michigan State ('86), Lake Superior ('88, '92, '94), Northern Michigan ('91, '92) and Michigan ('96, '98).



Ryan Miller
Michigan State



Glenn Healy
Western Michigan




Dan Boyle
Miami



Rob Blake
Bowling Green



Doug Weight
Lake Superior



Dave Poulin
Notre Dame

• The CCHA sent eight different teams to the NCAA Tournament in the 1990s: Bowling Green, Lake Superior, Miami, Michigan, Michigan State, Northern Michigan, Ohio State and Western Michigan. Notre Dame joined the list in 2004 when the Irish advanced for the first time.

Hobey Baker Winners

• Five CCHA players have received the Hobey Baker national player-of-the-year award: Bowling Green forward George McPhee (1982), Michigan State forward Kip Miller ('90), Bowling Green forward Brian Holzinger ('95), Michigan forward Brendan Morrison ('97) and Michigan State goaltender Ryan Miller (2001).

All-Americans

• CCHA players have combined for 137 All-America honors, including 73 first-team selections. Bowling Green defenseman Ken Morrow — who went on to play with the USA team that won the 1980 Olympic gold medal — was the CCHA's first All-American.

• Four CCHA players earned All-America for the 2003-04 season, all on the second team — Michigan goaltender Al Montoya, Miami forward Derek Edwardson and Michigan State Michigan State's A.J. Thelen and Jim Slater.

The NHL Draft

• More than 400 players from CCHA institutions have been selected in the NHL draft (since 1971), including 24 first-round selections.

• In the 2004 entry draft, 24 CCHA players were selected, including two first-round choices: Michigan's Al Montoya and Michigan State's A.J. Thelen. Notre Dame had three players selected led by second-round pick Victor Oreskovich (Colorado), Wes O'Neill, a fourth-round choice of the New York Islanders and David Brown and eighth-round pick of the Pittsburgh Penguins. Those three join junior left wing Mike Walsh (New York Rangers) as Notre Dame's four draftees on the 2004-05 roster.

• Michigan and Northern Michigan led CCHA teams with five players selected in the 2004 draft, followed by Miami, Michigan State and Notre Dame with three each.

Coaches and Management

• Michigan State's Ron Mason closed his brilliant coaching career in 2001-02 as college hockey's all-time winningest coach with 924 victories before moving into his role as the Spartans athletic director. His win total was compiled entirely at CCHA schools (also Lake Superior and Bowling Green).

• Two other CCHA coaches - Michigan State's Rick Comley and Michigan's Red Berenson — rank third and fourth among active coaches in wins. Comley goes into 2004-05 with 643 career wins between Lake Superior, Northern Michigan and Michigan State. Berenson checks in with 533 wins in his 20 seasons at Michigan.

• More than 75 alumni of CCHA teams have gone on to careers in coaching or management in junior, collegiate or professional hockey.

• Two current NHL general managers are former CCHA players: Washington's George McPhee (Bowling Green '82) and Atlanta's Don Waddell (Northern Michigan '80).

NHL Players

• Seventy former CCHA players played in the NHL during the 2003-04 season. That's the most ever surpassing the previous high of 67 (1998-99 and 2001-02).

Stanley Cup Winners


• 20 former CCHA players have hoisted the Stanley Cup as NHL champs. Joining the list from the 2004 Stanley Cup champion Tampa Bay Lightning are defenseman Dan Boyle (Miami) and goaltender John Grahame (Lake Superior). John Madden (Michigan) won it twice in 2000 and 2003, while Bowling Green alums Rob Blake and Greg DeVries won it in 2001 with the Colorado Avalanche to head the list of CCHA players since 2000 to have their names inscribed on the Stanley Cup.

NCAA Record Setters

• Michigan State goaltender Ryan Miller holds the NCAA record for career shutouts with 26.

• Michigan State's Mike Donnelly scored an NCAA-record 59 goals during the 1985-86 season, with his final score giving the Spartans the decisive goal in the 6-5 NCAA title victory over Harvard.

• Michigan's Marty Turco ('98) passed another former Wolverine goaltender — Steve Shields — to become the NCAA's all-time leader in victories, with 127.



Marty Turco
Michigan



**Saturday, October 2**

Windsor at Michigan #

Sunday, October 3

Windsor at Miami, 2:00 p.m. #

Monday, October 4

Manitoba at Nebraska-Omaha #

Thursday, October 7

Minnesota-Duluth at Notre Dame, 7:35 *

Friday, October 8**Lefty McFadden Invitational**

Michigan vs. Northeastern, 5:05*
 Miami vs. Boston University, 8:05*
 Minnesota-Duluth at Notre Dame, 7:35*
 Colgate at Ferris State, 7:35*
 Toronto at Lake Superior, 7:35 #
 U.S. Under-18 Team at No. Mich., 7:35 #
 Brock at Western Michigan, 7:35 #
 Grant Macewan College at Alaska Fairbanks #

Saturday, October 9**Lefty McFadden Invitational**

Michigan vs. Boston University, 4:35*
 Miami vs. Northeastern, 7:35*

Maverick Stampede

Merrimack vs. Rensselaer, 4:05*
 Nebraska-Omaha vs. Connecticut, 7:05*

Ice Breaker Invitational

Ohio State vs. New Hampshire, 5:05*
 St. Cloud St. vs. St. Lawrence, 8:05*
 Colgate at Ferris State*
 York at No. Michigan, 7:35 #

Sunday, October 10**Maverick Stampede**

Third-Place Game, 4:05*
 Championship Game, 7:05*

Ice Breaker Invitational

Third-Place Game, 2:05*
 Championship Game, 2:05*
 Toronto at Michigan State, 2:05 #

Friday, October 15**Ohio State at Ferris State, 7:35****Notre Dame at Miami, 7:35****Alaska Fairbanks at W. Mich., 7:35**

Lake Superior at Colgate*
 New Hampshire at Michigan, 7:35*
 St. Lawrence at Michigan State, 7:35*
 No. Michigan at St. Cloud St., 7:35*
 Windsor at Bowling Green #

Saturday, October 16**Ohio State at Ferris State, 5:05****Notre Dame at Miami, 7:35****Alaska Fairbanks at W. Mich., 8:05**

Lake Superior at Colgate*
 St. Lawrence at Michigan, 7:35*
 No. Michigan at St. Cloud St., 7:35*

Sunday, October 17

New Hampshire at Michigan State, 2:05 *

Thursday, October 21**Michigan at Lake Superior, 7:35****Miami at Ohio State****Friday, October 22****Ohio State at Miami, 7:35****Michigan St. at No. Michigan, 7:35****W. Michigan at Nebraska-Omaha**

Bowling Green at Union*
 Ferris State at Bemidji State, 7:35*
 Boston College at Notre Dame, 7:35
 Alaska Fairbanks at Alaska Anchorage

Saturday, October 23**Michigan St. at No. Michigan****W. Michigan at Nebraska-Omaha****Michigan vs. Lake Superior, 7:35****(at Joe Louis Arena)**

Bowling Green at Union*
 Ferris State at Bemidji State*
 Alaska Fairbanks at Alaska Anchorage*

Friday, October 29**Lake Superior at Bowling Green****Nebraska-Omaha at Michigan St.****Ferris State at Michigan, 7:35****No. Michigan at Notre Dame, 7:35****Ohio State at W. Michigan, 7:35**

Miami at St. Lawrence*
 British Columbia at Alaska Fairbanks #

Saturday, October 30**Lk. Superior at Bowl. Green, 2:35****Nebraska-Omaha at Michigan St.****Michigan at Ferris State****No. Michigan at Notre Dame****Ohio State at W. Michigan, 7:35**

Miami at St. Lawrence*
 British Columbia at Alaska Fairbanks #

Thursday, November 4**Notre Dame at Bowling Green**

Northern Michigan at Michigan Tech *

Friday, November 5**Ferris State at Michigan State****Bowling Green at Notre Dame, 7:35****Miami at Michigan, 7:35****Neb.-Omaha at Alaska-Fairbanks**

Sacred Heart at Ohio State*
 Niagara at Western Michigan, 7:35*

Saturday, November 6**Michigan State at Ferris State****Miami at Michigan, 7:35****Neb.-Omaha at Alaska-Fairbanks**

Sacred Heart at Ohio State*
 Michigan Tech at No. Michigan, 7:35*
 Niagara at Western Michigan, 7:35*

Friday, November 12**Bowling Green at Neb.-Omaha****Ak. Fairbanks at L. Superior, 7:35****Notre Dame at W. Michigan, 7:35**

Cornell at Michigan State *

Connecticut at Ferris State, 7:35 *

Saturday, November 13**Bowling Green at Neb.-Omaha****Ak. Fairbanks at Lake Superior****No. Michigan at Ohio State****Notre Dame at W. Michigan, 7:35**

Connecticut at Ferris State *

Sunday, November 14**No. Michigan at Ohio State, 2:05**

Cornell at Michigan State, 2:05 *

Thursday, November 18**Michigan at Michigan State**

Bowling Green at Wayne State *

Friday, November 19**Ferris State at Lake Superior, 7:35****Western Michigan at Miami, 7:35****Ohio State at Nebraska-Omaha**

U.S. Under-18 Team at Notre Dame, 7:35 #

Saturday, November 20**Ferris State at Lake Superior****Ohio State at Nebraska-Omaha****Western Michigan at Miami, 7:35****Michigan State at Michigan, 7:35**

Wayne State at Bowling Green, 5:05 *

Friday, November 26**Miami at Bowling Green****No. Michigan at Lake Superior, 7:35****Notre Dame at Alaska Fairbanks**

Michigan at Minnesota*

Michigan State at Wisconsin*

Saturday, November 27**Miami at Bowling Green****Lake Superior at No. Michigan, 7:35****Notre Dame at Alaska Fairbanks**

Michigan at Wisconsin*

Michigan State at Minnesota*

Alabama-Huntsville at W. Michigan*

Sunday, November 28

Alabama-Huntsville at W. Michigan, 3:05 *

Friday, December 3**Bowling Green at Michigan State****Ferris State at W. Michigan, 7:35****Notre Dame at Michigan, 7:35****Neb.-Omaha at No. Michigan, 7:35****Alaska Fairbanks at Ohio State**

Bemidji St. at Lake Superior, 7:35*

Robert Morris at Miami, 7:35*

Saturday, December 4**Michigan State at Bowling Green****W. Michigan at Ferris State****Michigan at Notre Dame****Neb.-Omaha at No. Michigan, 7:35****Alaska Fairbanks at Ohio State**

Bemidji St. at Lake Superior, 7:35*

Robert Morris at Miami, 7:35*

Friday, December 10**Bowling Green at Michigan, 7:35****Ferris State at Miami, 7:35****Michigan St. at Notre Dame, 7:35****No. Michigan at Alaska Fairbanks**

Ohio State at Clarkson*

Saturday, December 13**Michigan at Bowling Green****Notre Dame at Michigan St.****Ferris State at Miami, 7:35****Lake Superior at Nebraska-Omaha****No. Michigan at Alaska Fairbanks**

Ohio State at Clarkson*

Friday, December 17

Western Michigan at Bemidji State, 7:35*

Saturday, December 18

Lake Superior at St. Lawrence*

Western Michigan at Bemidji State*

Sunday, December 19

Lake Superior at St. Lawrence*

Wednesday, December 22**Dodge Holiday Classic**

Northern Michigan vs. Harvard, 4:05*

Merrimack vs. Minnesota, 7:05

Thursday, December 23**Dodge Holiday Classic**

Third-Place Game, 4:05*

Championship Game, 7:05

Wednesday, December 29**Great Lakes Invitational**

Michigan vs. Michigan Tech, 4:35*

Michigan State vs. New Hampshire, 7:35*

Ledyard Bank Classic

Vermont vs. Providence, 4:05

Bowling Green vs. Dartmouth, 7:05*

Ohio Holiday Classic

Miami vs. Colorado College, 5:05*

Ohio State vs. Minnesota State, 8:05*

Nebraska-Omaha at Boston University*

Thursday, December 30**Great Lakes Invitational**

Third-Place Game, 4:35

Championship Game, 8:05*

Ledyard Bank Classic

Third-Place Game, 4:05

Championship Game, 7:05

Ohio Holiday Classic

Miami vs. Minnesota State, 5:05*

Ohio State vs. Colorado College, 8:05*

Nebraska-Omaha at Massachusetts*

Friday, December 29**Badger Showdown**

Wisconsin vs. Yale, 4:35

Ferris State vs. Clarkson, 7:35*

Saturday, January 1**Badger Showdown**

Third-Place Game, 4:35

Championship Game, 7:35

Rensselaer at Notre Dame*

Sunday, January 2

Rensselaer at Notre Dame, 5:05*



Friday, January 7

Ak. Fairbanks at Bowling Green
 Ferris State at Ohio State
 No. Michigan at Nebraska-Omaha
 Notre Dame at Lake Superior, 7:35
 Michigan State at Miami, 7:35
 W. Michigan at Michigan, 7:35

Saturday, January 8

Ak. Fairbanks at Bowling Green
 Ferris State at Ohio State
 No. Michigan at Nebraska-Omaha
 Notre Dame at Lake Superior
 Michigan State at Miami, 7:35
 W. Michigan at Michigan, 7:35

Friday, January 14

Neb.-Omaha at Ferris State, 7:35
 Miami at No. Michigan, 7:35
 Ak. Fairbanks at Michigan, 7:35
 Michigan St. at W. Michigan, 7:35
 Ohio State at Notre Dame, 7:35
 Alabama-Huntsville at Lake Superior *

Saturday, January 15

Neb.-Omaha at Ferris State
 Miami at No. Michigan, 7:35
 Ak. Fairbanks at Michigan, 7:35
 W. Michigan at Michigan St.
 Ohio State at Notre Dame
 Alabama-Huntsville at Lake Superior *

Tuesday, January 17

Notre Dame vs. Michigan Tech, 6:05 *
 (at Resch Center, Green Bay, Wis.)

Friday, January 21

Ferris State at Alaska Fairbanks
 Lake Superior at Michigan State
 Michigan at Ohio State
 Nebraska-Omaha at Miami, 7:35
 Bowl. Green at No. Michigan, 7:35
 Wisconsin at Notre Dame, 7:35 *

Saturday, January 22

Ferris State at Alaska Fairbanks
 Lake Superior at Michigan State
 Michigan at Ohio State
 Nebraska-Omaha at Miami, 7:35
 Bowl. Green at No. Michigan, 7:35
 Wisconsin at Notre Dame, 7:05 *
 (Allstate Arena, Rosemont, Ill.)

Friday, January 28

Notre Dame at Bowling Green
 Western Michigan at Ohio State
 Miami at Ferris State, 7:35
 No. Michigan at Michigan, 7:35
 Lake Superior at Ak. Fairbanks
 Wayne State at Nebraska-Omaha *
 U.S. Under-18 Team at Michigan State #

Saturday, January 29

Bowling Green at Notre Dame
 Western Michigan at Ohio State
 Miami at Ferris State
 No. Michigan at Michigan, 7:35
 Lake Superior at Ak. Fairbanks
 Wayne State at Nebraska-Omaha *

Friday, February 4

Bowling Green at Ferris St., 7:35
 Ohio State at Lake Superior, 7:35
 Miami at Western Michigan, 7:35
 Michigan St. at Michigan, 7:35
 Ak. Fairbanks at No. Mich., 7:35
 Neb.-Omaha at Notre Dame, 7:35

Saturday, February 5

Bowling Green at Ferris St., 5:35
 Neb.-Omaha at Notre Dame
 Ohio State at Lake Superior, 7:35
 Miami at Western Michigan, 7:35
 Ak. Fairbanks at No. Mich., 7:35
 Michigan vs. Michigan St., 7:35
 (at Joe Louis Arena)

Friday, February 11

Bowling Green at Ohio State
 Michigan at Nebraska-Omaha
 Ferris State at Notre Dame, 7:35
 Lake Superior at Miami, 7:35
 W. Michigan at No. Michigan, 7:35
 Michigan St. at Alaska Fairbanks

Saturday, February 12

Bowling Green at Ohio State
 Michigan at Nebraska-Omaha
 Ferris State at Notre Dame
 Lake Superior at Miami, 7:35
 W. Michigan at No. Michigan, 7:35
 Michigan St. at Alaska Fairbanks

Thursday, February 17

Michigan Tech at No. Michigan, 7:35 *

Friday, February 18

W. Michigan at Bowling Green
 Ohio State at Michigan State
 Neb.-Omaha at Lake Superior, 7:35
 Michigan at Notre Dame, 7:35
 (at Fort Wayne, Ind.)
 Miami at Alaska Fairbanks

Saturday, February 19

W. Michigan at Bowling Green
 Ohio State at Michigan State
 Neb.-Omaha at Lake Superior, 7:35
 Notre Dame at Michigan, 7:35
 Miami at Alaska Fairbanks
 Northern Michigan at Michigan Tech *

Friday, February 25

Michigan State at Bowling Green
 Alaska Fairbanks at Neb.-Omaha
 No. Michigan at Ferris State, 7:35
 Lake Superior at W. Michigan, 7:35

Saturday, February 26

Bowling Green at Michigan State
 Alaska Fairbanks at Neb.-Omaha
 No. Michigan at Ferris State
 Lake Superior at W. Michigan, 7:35
 U.S. Under-18 Team at Michigan, 7:35 #

Thursday, March 3

Minn.-Mankato at Nebraska-Omaha *

Friday, March 4

Michigan at Bowling Green
 W. Michigan at Ferris State, 7:35
 L. Superior at No. Michigan, 7:35
 Ohio State at Miami, 7:35
 Notre Dame at Michigan State
 Alaska Anchorage at Alaska Fairbanks *

Saturday, March 5

No. Michigan at Lake Superior
 Miami at Ohio State
 Michigan State at Notre Dame
 Bowling Green at Michigan, 7:35
 Ferris State at W. Michigan, 7:35
 Nebraska-Omaha at Minn.-Mankato *
 Alaska Anchorage at Alaska Fairbanks *

Friday-Sunday, March 11-13

CCHA Tournament First Round
 Best-of-three series
 (12 at 1, 11 at 2, 10 at 3, 9 at 4, 8 at 5, 7 at 6)

Wednesday, March 16

CCHA Awards (at Detroit, Mich.)

Thursday, March 17

CCHA Championship Play-In Games
 (at Joe Louis Arena, Detroit, Mich.)

Friday, March 18

CCHA Championship Semifinals
 (at Joe Louis Arena, Detroit, Mich.)

Saturday, March 19

CCHA Third-Place and Championship Games
 (at Joe Louis Arena, Detroit, Mich.)

Bold games are CCHA league contests
 # - exhibition; * - non-CCHA game



The Irish open the 2004-05 season versus Frozen Four semifinalist Minnesota-Duluth at the Joyce Center on Thursday-Friday, Oct. 7-8. Notre Dame will be looking to return to the NCAA Tournament after making their first-ever appearance last season.





2003-04 Central Collegiate Hockey Assoc. Standings

Team (overall record)	W	L	T	PTS	GF	GA	PEN	Power Play	Penalty-Kill
1. Michigan (27-14-2)	18	8	2	38	101	66	222/541	(2) 20.9%	(7) 82.2%
2. Miami (23-14-4)	17	8	3	37	99	74	199/465	(1) 21.8%	(9) 79.9%
3. Michigan State (23-17-2)	17	9	2	36	91	62	202/477	(4) 18.0%	(6) 84.6%
4. Ohio State (26-16-0)	16	12	0	32	89	70	246/573	(6) 16.1%	(3) 87.3%
5. Notre Dame (20-15-4)	14	11	3	31	84	71	172/376	(3) 19.2%	(1) 89.9%
6. Alaska-Fairbanks (16-19-1)	14	13	1	29	92	92	176/395	(8) 15.4%	(10) 77.8%
7. Northern Michigan (21-16-4)	13	13	2	28	66	79	222/527	(7) 16.1%	(2) 87.8%
8. Western Michigan (17-18-4)	12	13	3	27	87	101	178/405	(9) 14.2%	(8) 81.4%
9. Bowling Green (11-18-9)	9	13	6	24	69	83	243/529	(10) 14.0%	(5) 86.3%
10. Ferris State (15-20-3)	10	17	1	21	71	97	239/526	(12) 11.4%	(11) 77.3%
11. Lake Superior (9-20-7)	7	16	5	19	60	83	110/239	(11) 11.9%	(12) 76.7%
12. Nebraska-Omaha (8-26-5)	5	19	4	14	60	91	233/547	(5) 16.9%	(4) 86.3%

2003-04 CCHA Honors and Awards

• **First Team All-CCHA**

G – Jordan Sigalet, Bowling Green, Jr.
 D – A.J. Thelen, Michigan State, Fr.
 D – Andy Greene, Miami, So.
 F – Jim Slater, Michigan State, Jr.
 F – Derek Edwardson, Miami, Sr.
 F – T.J. Hensick, Michigan, Fr.

• **Second Team All-CCHA**

G – Al Montoya, Michigan, So.
D – Brett Lebda, Notre Dame, Sr.
 D – Nathan Oystriick, No. Michigan, So.
 D – Brandon Rogers, Michigan, Jr.
F – Rob Globke, Notre Dame, Sr.
F – Aaron Gill, Notre Dame, Sr.
 F – Greg Hogeboom, Miami, Sr.

• **All-Rookie Team**

Dominic Vicari (Michigan State, G)
 A.J. Thelen (Michigan State, D)
 Matt Hunwick (Michigan, D)
 Matt Christie (Miami, F)
 Marty Guerin (Miami, F)
 T.J. Hensick (Michigan, F)

• **All-Academic Team**

Paul Davies (Western Michigan, Sr.)
 Derek Edwardson (Miami, Sr.)
Rob Globke (Notre Dame, Sr.)
 Nate Guenin (Ohio State, Sr.)
 Tom Herman (Alaska Fairbanks, Sr.)
 Mike Kompon (Miami, Sr.)
 Dana Lattery (Western Michigan, Sr.)
 D'Arcy McConvey (Bowling Green, Sr.)
 Derrick McIver (Ferris State, Sr.)
 Andrew Wong (Nebraska-Omaha, Sr.)

• **Player of the Year**

Derek Edwardson (Miami, F, Sr.)

• **Rookie of the Year**

T.J. Hensick (Michigan, F)

• **Best Defensive Forward**

Dwight Helminen (Michigan, Jr.)

• **Best Offensive Defenseman**

A.J. Thelen (Michigan St., Fr.)

• **Best Defensive Defenseman**

Doug Address (Ohio State, Sr.)

• **Coach of the Year**

Enrico Blasi (Miami)

2003-04 CCHA Tournament Results

FIRST ROUND

No. 12 Nebraska-Omaha at No. 1 Michigan
 Michigan 2, Nebraska-Omaha 0
 Nebraska-Omaha 3, Michigan 1
 Michigan 5, Nebraska-Omaha 2

No. 11 Lake Superior at No. 2 Miami
 Miami 4, Lake Superior 0
 Miami 2, Lake Superior 1

No. 10 Ferris State at No. 3 Michigan State
 Michigan State 6, Ferris State 4
 Michigan State 5, Ferris State 3

No. 9 Bowling Green at No. 4 Ohio State
 Ohio State 3, Bowling Green 2
 Ohio State 5, Bowling Green 2

No. 8 Western Michigan at No. 5 Notre Dame
 Notre Dame 4, Western Michigan 2
 Western Michigan 4, Notre Dame 0
 Notre Dame 5, Western Michigan 4 (OT)

No. 7 No. Michigan at No. 6 Alaska Fairbanks
 Northern Michigan 3, Alaska Fairbanks 1
 Northern Michigan 3, Alaska Fairbanks 2

QUARTERFINALS

Ohio State 6, Notre Dame 5 (OT)
 Northern Michigan 2, Michigan State 1

SEMIFINALS

Michigan 5, Northern Michigan 1
 Ohio State 4, Miami 3 (OT)

THIRD-PLACE GAME

Miami 4, Northern Michigan 0

CHAMPIONSHIP

Ohio State 4, Michigan 2

ALL-TOURNAMENT TEAM

F – Paul Caponigri, Sr., Ohio State
 F – Rod Pelley, So., Ohio State
 F – Brandon Kaleniecki, So., Michigan
 D – Doug Address, Sr., Ohio State
 D – Andy Greene, So., Miami
 G – Dave Caruso, So., Ohio State
 MVP – Paul Caponigri, Sr., Ohio State

NCAA TOURNAMENT

East Regional - First Round

Wisconsin 1, Ohio State 0

Northeast Regional - First Round

Michigan 4, New Hampshire 1

Northeast Regional - Second Round

Boston College 3, Michigan 2

Midwest Regional - First Round

Minnesota 5, Notre Dame 2
 Minnesota-Duluth 5, Michigan State 0

West Regional - First Round

Denver 3, Miami 2

Leading Scorers, All Games

Player, School	GP	G	A	Pts	PPG	WG	+/-D
Jim Slater (MSU)	42	19	29	48	2	4	+27
Derek Edwardson (MIA)	41	17	31	48	5	3	+17
T.J. Hensick (UM)	43	12	34	46	6	1	+6
Mike Kompon (MIA)	41	14	31	44	5	2	+9
Greg Hogeboom (MIA)	41	19	23	42	3	4	+9
Mike Lalonde (MSU)	42	22	18	40	4	2	+25
Rob Globke (ND)	39	19	21	40	5	5	+2
Vince Bellissimo (WMU)	38	13	27	40	6	1	+7
Paul Caponigri (OSU)	39	17	22	39	2	3	+21
Aaron Gill (ND)	39	17	21	38	9	0	+13
Dana Lattery (WMU)	36	16	21	37	2	2	+10
Andrew Ebbett (UM)	43	9	28	37	3	2	+14
Brent Walton (WMU)	39	14	22	36	3	2	+1
Scott Parse (UNO)	39	16	19	35	7	4	-14
Matt Christie (MIA)	41	21	14	35	8	4	+4

Goals-Against Average Leaders, All Games

Player, Team	GA	GAA	SV%	W-L-T	SV	MIN
Jeff Jakaitis (LSSU)	43	2.13	.933	5-10-4	599	1210
Al Montoya (UM)	87	2.23	.917	26-12-2	960	2340
Dominic Vicari (MSU)	65	2.31	.916	15-13-1	710	1691
David Brown (ND)	56	2.32	.925	14-7-3	687	1445
Morgan Cey (ND)	33	2.42	.924	5-7-1	399	820
B. Crawford-West (MIA)	81	2.50	.902	21-8-3	742	1947
Mike Betz (OSU)	79	2.67	.899	17-13-0	704	1778
Matt Migliaccio (MSU)	38	2.70	.915	8-4-1	408	843
Craig Kowalski (NMU)	93	2.71	.918	17-14-4	1045	2058
Jordan Sigalet (BGSU)	101	2.74	.919	10-17-9	1140	2210
Mike Brown (FSU)	117	3.18	.894	15-20-3	985	2208
Scott Foster (WMU)	102	3.24	.881	13-14-4	756	1890
Chris Holt (UNO)	81	3.24	.900	5-17-2	729	1499
Keith Bartusch (UAF)	56	3.28	.891	8-9-0	460	1023
Matt Violin (LSSU)	55	3.36	.887	4-10-3	433	983





2004-05 ND-MU Games

Friday, Oct. 15 (7:35 p.m., EDT)

Goggin Arena • Oxford, Ohio

Saturday, Oct. 16 (7:35 p.m., EDT)

Goggin Arena • Oxford, Ohio

The Series

Series Record:

Miami leads 24-13-5

Since ND Rejoined CCHA ('92-'93)

Miami leads 22-9-5

Series Record in South Bend

Miami leads 10-6-4

(9-3-4 since ND rejoined CCHA)

Series Record in Oxford

Miami leads 12-7-1

(11-6-1 since ND rejoined CCHA)

2003-04 Series Results

Feb. 6 – at MU 5, ND 2

Feb. 7 – at MU 2, ND 0

2004-05 Schedule

Oct. 3	Windsor (Exh.)
Oct. 8	* vs. Boston University
Oct. 9	* vs. Northeastern
Oct. 15	Notre Dame
Oct. 16	Notre Dame
Oct. 21	at Ohio State
Oct. 22	Ohio State
Oct. 29	at St. Lawrence
Oct. 30	at St. Lawrence
Nov. 5	at Michigan
Nov. 6	at Michigan
Nov. 19	Western Michigan
Nov. 20	Western Michigan
Nov. 26	at Bowling Green
Nov. 27	at Bowling Green
Dec. 3	Robert Morris
Dec. 4	Robert Morris
Dec. 10	Ferris State
Dec. 11	Ferris State
Dec. 29	# vs. Colorado College
Dec. 30	# vs. Minnesota State
Jan. 7	Michigan State
Jan. 8	Michigan State
Jan. 14	at Northern Michigan
Jan. 15	at Northern Michigan
Jan. 21	Nebraska-Omaha
Jan. 22	Nebraska-Omaha
Jan. 28	at Ferris State
Jan. 29	at Ferris State
Feb. 4	at Western Michigan
Feb. 5	at Western Michigan
Feb. 11	Lake Superior State
Feb. 12	Lake Superior State
Feb. 18	at Alaska Fairbanks
Feb. 19	at Alaska Fairbanks
March 4	Ohio State
March 5	at Ohio State

* Dayton, Ohio

Columbus, Ohio



Enrico Blasi
Head Coach

Miami Quick Facts

Location: Oxford, Ohio 45056

Enrollment: 16,300

Nickname: RedHawks

Colors: Red and White

Conference: CCHA

Arena: Goggin Ice Arena

Capacity: 2,200

Rink Size: 200 x 85

President: Dr. James C. Garland (Princeton '64)

Athletic Director: Dr. Brad Bates

Michigan '81)

Athletic Department Phone: (513) 529-3113

Head Coach: Enrico Blasi (Miami '94)

Overall Record: 89-89-14 (.500, 5 years)

At Miami: Same

Office Phone: (513) 529-3343

Assistant Coaches: Chris Bergeron
(Miami '93), Jeff Blashill (Ferris State '98)

Athletic Trainer: Kevin Morley

Equipment Manager: Andy Geshan

2003-04 Record: 23-14-4

2003-04 CCHA Record: 17-8-3 (2nd)

2003-04 CCHA Postseason: Won 3rd
place game

Letterwinners Returning/Lost: 18/8

Forwards Returning/Lost: 10/6

Defensemen Returning/Lost: 6/2

Goaltenders Returning/Lost: 2/0

Top Returners:

Matt Christie, So., F (21-14-35)

Marty Guerin, So., F (14-19-33)

Todd Grant, Sr., F (15-11-26)

Andy Greene, Jr., D (7-19-26)

Taylor Husted, Jr. F (7-8-15)

Top Players Lost:

Derek Edwardson, Sr., F (17-31-48)

Mike Kompon, Sr., F (14-31-45)

Greg Hogeboom, Sr., F (19-23-42)

Top Newcomers:

Charlie Effinger, Fr, G

(Belleville, IL/St. Louis Heartland Eagles)

Nathan Davis, Fr., D

(Rocky River, OH/US Under-18 Team)

Nino Musitelli, Fr., F

(Macomb, MI/Danville Wings)

Mitch Ganzak, Fr., D

(Redford, MI/Green Bay Gamblers)



Andy Greene
Jr. • Defenseman

Miami Sports Information

Hockey SID: Ryan Erb

Cell Phone: (513) 255-5250

E-Mail: erbr@muohio.edu

SID Phone: (513) 529-1601

Mailing Address: 230 Millet Hall,

Oxford, OH 45056

Website: www.muredhawks.com

SID Hotline: (513) 529-3211

SID Fax: (513) 529-6729

Goggin Ice Arena Press Box: (513) 529-1646

Ticket Office: (513) 529-3924

Notre Dame Career Stats vs. Miami

Name	Games	G	A	Pts
Cory McLean	9	2	4	6
Joe Zurenko	8	0	2	2
Josh Sciba	2	1	0	1
Tim Wallace	7	1	0	1
Brad Wanchulak	8	1	0	1
Matt Amado	4	0	1	1
Mike Walsh	5	0	1	1
Chris Trick	5	0	0	0
Tony Gill	4	0	0	0
Matt Williams-Kovacs	2	0	0	0
Wes O'Neill	2	0	0	0
Jason Paige	2	0	0	0
T.J. Jindra	2	0	0	0
Michael Bartlett	2	0	0	0
Noah Babin	1	0	0	0

Name	Min.	W-L-T	SV/GA	SV%	GAA
Morgan Cey	500:15	4-4-0	265/21	.927	2.52

Notre Dame-Miami Series Notes

The Miami RedHawks avenged their 2002-03 playoff upset by the Irish in 2003-04, sweeping Notre Dame, 5-2 and 2-0, at Goggin Arena in early February ... RedHawk goaltender Brandon Crawford-West gave up just two goals on 56 shots on the weekend (.964 sv.%) ... Crawford-West's shutout was just the second by the RedHawks versus Notre Dame ... Josh Sciba and Aaron Gill were the only Irish goal scorers on the weekend ... the Irish are 5-4-1 in their last 10 games at Goggin Arena, dating back to the 1998-99 season ... Notre Dame's returning players have just five goals (Cory McLean - 2, Sciba - 1, Tim Wallace - 1 and Brad Wanchulak - 1) versus the RedHawks ... on Dec. 10, 1994, Miami and Notre Dame played in the CCHA's first scoreless tie ... Irish goaltender Wade Salzman made 24 saves for Notre Dame while Miami's Chuck Thuss turned away 20 Irish shots in the contest.





Walt Kyle
Head Coach

Northern Michigan Quick Facts

Location: Marquette, Michigan 49855
Enrollment: 9,300
Nickname: Wildcats
Colors: Old Gold and Olive Green
Conference: CCHA
Arena: Berry Events Center
Capacity: 3,902
Rink Size: 200 x 100
President: Leslie Wong
 (Gonzaga '72)
Athletic Director: Ken Godfrey
 (Illinois State '71)
Athletic Department Phone: (906) 227-1015
Head Coach: Walt Kyle
 (Northern Michigan '81)
 Overall Record: 43-33-6 (.561, 2 years)
 NCAA Appearances: 0
 At Northern Michigan: Same
 NCAA Appearances: 0
 Office Phone: (906) 227-1211
Assistant Coaches: Dave Shyiak
 (Northern Michigan '93), John Kyle
 (Northern Michigan '82)
Athletic Training: Jim Winkler
Equipment Manager: Bill Kiple
2003-04 Record: 21-16-4
2003-04 CCHA Record: 13-13-2 (7th)
2003-04 CCHA Postseason: 1-2
 (lost third-place game)
Letterwinners Returning/Lost: 19/4
 Forwards Returning/Lost: 11/3
 Defensemen Returning/Lost: 7/0
 Goaltenders Returning/Lost: 1/1
Top Returners:
 Darin Olver, So., F (13-21-34)
 Nathan Oystriick, So., D (8-20-28)
 Dirk Southern, Jr., F (10-15-25)
 Jamie Milam, Jr., D (8-14-22)
 Kevin Gardner, Sr., F (8-13-21)
Top Players Lost:
 Alex Sawruk, Sr., F (7-9-16)
 Justin Kinnunen, Sr., D (6-5-11)
 Craig Kowalski, Sr., G (17-14-4, 2.71, .918 sv%)
Top Newcomers:
 Mike Santorelli, Fr., F
 (Burnaby, BC/Vernon Vipers)
 Andrew Scarauer, Fr., F
 (Outlook, SASK/Langley Hornets)
 Matt Siddall, Fr., F
 (No. Vancouver, BC/Powell River Paperkings)



Darin Olver
So. • Forward

Northern Michigan Sports Information

Hockey SID: David Faiella
 Home Phone: (906) 226-8435
 E-Mail: dfaiella@nmu.edu
SID Phone: (906) 227-1013
Mailing Address: NMU Sports Information,
 1401 Presque Isle Ave., Marquette, MI 49855
Website: <http://newsbureau.nmu.edu/wildcats>
SID Hotline: (906) 227-1014
SID Fax: (906) 227-2492
Berry Center Press Box: (906) 227-1720
Ticket Office: (906) 227-1032

Notre Dame Career Stats vs. NMU

Name	Games	G	A	Pts
Mike Walsh	6	1	4	5
Cory McLean	11	1	4	5
Matt Amado	6	2	0	2
Jason Paige	4	1	1	2
Chris Trick	4	1	1	2
Tim Wallace	6	1	1	2
Josh Sciba	4	0	2	2
T.J. Jindra	4	0	1	1
Noah Babin	3	0	1	1
Michael Bartlett	4	0	1	1
Brad Wanchulak	9	0	1	1
Joe Zurenko	8	0	0	0
Tony Gill	2	0	0	0
Wes O'Neill	4	0	0	0
Matt Williams-Kovacs	3	0	0	0

Name	Min.	W-L-T	SV/GA	SV%	GAA
David Brown	180:00	2-1-0	66/4	.943	1.33
Morgan Cey	480:28	3-5-0	198/24	.892	3.00

Notre Dame-Northern Michigan Series Notes

The two teams split four games in 2003-04, with both schools recording home sweeps ... the Irish won a pair in November at the Joyce Center (5-1 and 4-2) while Northern Michigan won two in Marquette (4-3 in ot and 1-0) in January ... Notre Dame's home sweep of Northern was the first for the Irish over the Wildcats since Feb. 27-28, 1998 ... the Irish have a 3-2-1 edge in the last six meetings versus the Wildcats dating back to the 2000-01 season ... David Brown surrendered just four goals in three starts versus Northern Michigan and had a stingy 1.33 goals-against average ... junior defenseman Chris Trick scored his first career goal versus Northern Michigan on Nov. 28 ... his goal was a short-handed game-winning goal ... the 1-0 shutout by the Wildcats on Jan. 24 marked the second time that Craig Kowalski shut out the Irish in his career.



2004-05 ND-NMU Games

Fri. Oct. 29 (7:35 p.m., EST)
 Joyce Center • Notre Dame, Ind.
Sat. Oct. 30 (7:05 p.m., EST)
 Joyce Center • Notre Dame, Ind.

The Series

Series Record
 Northern Michigan leads 16-10-4
Series Record in South Bend
 Northern Michigan leads 8-7-2
Series Record in Marquette
 Northern Michigan leads 7-3-2
2003-04 Series
 Nov. 28 - at ND 5, NMU 1
 Nov. 29 - at ND 4, NMU 2
 Jan. 23 - at NMU 4, ND 3, ot
 Jan. 24 - at NMU 1, ND 0

2004-05 Schedule

Oct. 8 U.S. Under-18 Team (Exh.)
 Oct. 9 York University (Exh.)
 Oct. 15 at St. Cloud State
 Oct. 16 at St. Cloud State
 Oct. 22 Michigan State
 Oct. 23 Michigan State
Oct. 29 at Notre Dame
Oct. 30 at Notre Dame
 Nov. 4 at Michigan Tech
 Nov. 6 Michigan Tech
 Nov. 13 at Ohio State
 Nov. 14 at Ohio State
 Nov. 26 at Lake Superior State
 Nov. 27 Lake Superior State
 Dec. 3 Nebraska-Omaha
 Dec. 4 Nebraska-Omaha
 Dec. 10 at Alaska Fairbanks
 Dec. 11 at Alaska Fairbanks
 Dec. 22 * vs. Harvard
 Dec. 23 * vs. Minnesota/Merrimack
 Jan. 7 at Nebraska-Omaha
 Jan. 8 at Nebraska-Omaha
 Jan. 14 Miami
 Jan. 15 Miami
 Jan. 21 Bowling Green
 Jan. 22 Bowling Green
 Jan. 28 at Michigan
 Jan. 29 at Michigan
 Feb. 4 Alaska Fairbanks
 Feb. 5 Alaska Fairbanks
 Feb. 11 Western Michigan
 Feb. 12 Western Michigan
 Feb. 17 Michigan Tech
 Feb. 19 at Michigan Tech
 Feb. 25 at Ferris State
 Feb. 26 at Ferris State
 March 4 Lake Superior State
 March 5 at Lake Superior State

* at Minneapolis, Minn.





2004-05 ND-BG Games

Thursday, Nov. 4 (7:05 p.m.)
BGSU Ice Arena • Bowling Green, Ohio
Friday, Nov. 5 (7:35 p.m.)
Joyce Center • Notre Dame, Ind.
Friday, Jan. 28 (7:05 p.m.)
BGSU Ice Arena • Bowling Green, Ohio
Saturday, Jan. 29 (7:05 p.m.)
Joyce Center • Notre Dame, Ind.

The Series

Series Record
Notre Dame leads 32-31-4
Since ND Rejoined CCHA ('92-'93)
Notre Dame leads 20-17-2
Series Record in South Bend
ND leads 18-11-3
(11-6-1 since ND rejoined CCHA)
Series Record in Bowling Green
Bowling Green leads 20-13-1
(11-9-1 since ND rejoined CCHA)
2003-04 Series Results
Oct. 17 - BG 5, at ND 3
Oct. 18 - ND 3, at BG 2
Jan. 9 - at BG 5, ND 4, ot
Jan. 10 - at ND 3, BG 0

2004-05 Schedule

Oct. 15 Windsor (Exh.)
Oct. 22 at Union
Oct. 23 at Union
Oct. 29 Lake Superior State
Oct. 30 Lake Superior State
Nov. 4 Notre Dame
Nov. 5 at Notre Dame
Nov. 12 at Nebraska-Omaha
Nov. 13 at Nebraska-Omaha
Nov. 18 at Wayne State
Nov. 20 Wayne State
Nov. 26 Miami
Nov. 27 Miami
Dec. 3 at Michigan State
Dec. 4 Michigan State
Dec. 10 at Michigan
Dec. 11 Michigan
Dec. 29 * vs. Dartmouth
Dec. 30 * vs. Providence/Vermont
Jan. 7 Alaska Fairbanks
Jan. 8 Alaska Fairbanks
Jan. 21 at Northern Michigan
Jan. 22 at Northern Michigan
Jan. 28 Notre Dame
Jan. 29 at Notre Dame
Feb. 4 at Ferris State
Feb. 5 at Ferris State
Feb. 11 at Ohio State
Feb. 12 at Ohio State
Feb. 18 Western Michigan
Feb. 19 Western Michigan
Feb. 25 Michigan State
Feb. 26 at Michigan State
March 4 Michigan
March 5 at Michigan

* at Hanover, N.H.



Scott Paluch
Head Coach



Jordan Sigalet
Sr. • Goaltender

Bowling Green Quick Facts

Location: Bowling Green, Ohio 43403
Enrollment: 20,276
Nickname: Falcons
Colors: Brown and Orange
Conference: CCHA
Arena: BGSU Ice Arena
Capacity: 5,000
Rink Size: 200 x 85
President: Dr. Sidney A. Ribeau (Wayne State '71)
Athletic Director: Paul Krebs
(Bowling Green '78)
Athletic Department Phone: (419) 372-2401
Head Coach: Scott Paluch (Bowling Green '91)
Overall Record: 19-43-12 (.338, two seasons)
NCAA Appearances: 0
At Bowling Green: Same
NCAA Appearances: 0
Office Phone: (419) 372-2964

Assistant Coaches: Ron Fogarty (Colgate '95),
Kevin Patrick (Notre Dame '92)

Athletic Trainer: Jonathan Willey

Equipment Manager: Scott Jess

2003-04 Record: 11-18-9

2003-04 CCHA Record: 9-13-6 (9th)

2003-04 CCHA Postseason: First Round

Letterwinners Returning/Lost: 20/5

Forwards Returning/Lost: 12/3

Defensemen Returning/Lost: 6/2

Goaltenders Returning/Lost: 2/0

Top Returners:

Brent Pilkington, Jr., F (10-11-21)

Steve Brudzewski, Sr., F (11-9-20)

Ryan Minnabarriet, Sr., F (6-14-20)

Jonathan Sigalet, So., D (3-12-15)

Jordan Sigalet, Sr., G (11-18-9, 2.74, .919 sv.%)

Top Players Lost:

D'Arcy McConvey, Sr., F (10-15-25)

Kevin Biekse, Sr., D (7-15-22)

Mark Wires, Sr., F (11-10-21)

Top Newcomers:

Mike Hodgson, Fr., D

(Surfside, CA/Sioux City Musketeers)

Mike Neddill, Fr., D

(Phoenix, AZ/Lincoln Stars)

Jonathan Matsumoto, Fr., F

(Orleans, ONT/Cumberland Grads)

Derek Whitmore, Fr., F

(Rochester, NY/Lincoln Stars)

Bowling Green Sports Information

Hockey SID: Kris Kamann

Cell Phone: (419) 308-0690

E-Mail: ckamann@bgnet.bgsu.edu

SID Phone: (419) 372-7077

Mailing Address: Athletic Department,

201 Perry Stadium East,

Bowling Green, OH 43403-0030

Website: www.bgsufalcons.com

SID Hotline: (419) 372-7076

SID Fax: (419) 372-6015

BGSU Ice Arena Press Box: (419) 372-1236

Ticket Office: (419) 372-0000 or

1-877-BGSU-Ticket

Notre Dame Career Stats vs. BGSU

Name	Games	G	A	Pts
Cory McLean	12	3	4	7
Josh Sciba	4	3	1	4
Matt Williams-Kovacs	4	0	4	4
Jason Paige	4	2	1	3
Brad Wanchulak	9	1	2	3
Wes O'Neill	4	1	2	3
Mike Walsh	6	1	1	2
Tim Wallace	8	0	2	2
Matt Amado	8	0	2	2
Michael Bartlett	4	1	0	1
Joe Zurenko	6	0	0	0
Chris Trick	6	0	0	0
Tony Gill	2	0	0	0
T.J. Jindra	4	0	0	0
Noah Babin	2	0	0	0

Name	Min.	W-L-T	SV/GA	SV% GAA
David Brown	139:02	2-1-0	79/2	.975 0.86
Morgan Cey	543:27	7-2-0	288/24	.923 2.65
Rory Walsh	40:00	0-0-0	13/3	.813 4.50

Notre Dame-Bowling Green Series Notes

The Falcons and Irish are rivalry partners and will face each other four times this season ... they will be joined by Michigan and Michigan State in the same cluster this year ... Bowling Green was just one of two teams (Western Michigan was the other) to defeat the Irish at the Joyce Center in 2003-04 ... the Oct. 17 loss snapped a six-game Irish winning streak versus the Falcons ... Notre Dame goaltender David Brown recorded two of his four shutouts versus the Falcons ... the Irish are 9-1-1 in their last 11 games (since Feb. 6, 1998) with Bowling Green at the Joyce Center ... Josh Sciba (3g, 1a) and Matt Williams-Kovacs (0g, 4a) led the Irish in scoring versus the Falcons last season.





Jim Culhane
Head Coach



Pat Dwyer
Sr. • Forward



Western Michigan Quick Facts

Location: Kalamazoo, Michigan 49008
Enrollment: 29,732
Nickname: Broncos
Colors: Brown and Gold
Conference: CCHA
Arena: Lawson Ice Arena
Capacity: 3,667
Rink Size: 200 x 85
President: Dr. Judith Bailey
 (Coker College '68)

Athletic Director: Kathy Beaugard (Hope '79)
Athletic Department Phone: (269) 387-3120

Head Coach: Jim Culhane
 (Western Michigan '87)

Overall Record: 86-92-21 (.485, 5 years)

NCAA Appearances: 0

At Western Michigan: Same

Office Phone: (269) 387-3050

Assistant Coaches: Chris Brooks

(Western Michigan '96),

Brendan Kenny (Western Michigan '97)

Athletic Trainer: Brian Bauer

Equipment Manager: Dion Van Atter

2003-04 Record: 17-18-4

2003-04 CCHA Record: 12-13-3 (8th)

2003-04 CCHA Postseason: First Round

Letterwinners Returning/Lost: 17/6

Forwards Returning/Lost: 10/4

Defensemen Returning/Lost: 5/1

Goaltenders Returning/Lost: 2/1

Top Returners:

Vince Bellissimo, Jr., C (13-27-40)

Brent Walton, Jr., RW (14-22-36)

Pat Dwyer, Sr., RW (13-13-26)

Paul Szczechura, So., C (9-11-20)

Top Players Lost:

Dana Lattery, Sr., LW (19-17-36)

Jeff Campbell, Sr., LW (13-15-28)

Lucas Drake, Sr., LW (9-16-25)

Mike Jarmuth, Sr., D (6-8-14)

Top Newcomers:

Nathan Ansell, Fr., D

(Sarnia, ONT/Sarnia Blast)

Brian Bicek, Fr., C

(Downers Grove, IL/Cleveland Barons)

Mike Erickson, Fr., RW

(Eden Prairie, MN/Des Moines Buccaneers)

Jeff Kyrzakos, Fr., RW

(Mississauga, ONT/St. Michael's Buzzers)

Western Michigan Sports Information

Hockey SID: Daniel Jankowski

Home Phone: (269) 383-0761

E-Mail: daniel.jankowski@wmich.edu

SID Phone: (269) 387-4122

Mailing Address: 1903 West Michigan Ave.,

Read Fieldhouse, Kalamazoo, MI 49008

SID Fax: (269) 387-4139

Website: www.wmubroncos.com

SID Hotline: (269) 387-GOLD

Lawson Arena Press Box: (269) 387-3065

Ticket Office: (888) 4-WMU-TIX

Notre Dame Career Stats vs. WMU

Name	Games	G	A	Pts
Tim Wallace	9	3	3	6
Cory McLean	11	2	3	5
Wes O'Neill	5	0	5	5
Tom Galvin	15	0	5	5
Matt Amado	9	3	1	4
Michael Bartlett	5	2	2	4
Mike Walsh	7	1	3	4
Jason Paige	5	2	0	2
Josh Sciba	5	2	0	2
T.J. Jindra	5	1	1	2
Joe Zurenko	10	0	0	0
Brad Wanchulak	8	0	0	0
Matt Williams-Kovacs	2	0	0	0
Noah Babin	4	0	0	0
Tony Gill	1	0	0	0

Notre Dame-Western Michigan Series Notes

Notre Dame and Western Michigan met five times in 2003-04 ... the Broncos won twice at Lawson Arena (8-6, 6-4) in December ... the two teams then met in the first round of the CCHA playoffs at the Joyce Center with the Irish prevailing, two games to one ... the Irish have had their struggles at Lawson Arena going just 3-16-2 there since returning to the CCHA in 1992-93 ... in the last 25 meetings overall, the Irish are 14-9-2 versus the Broncos ... the first round playoff meeting marks the second postseason action for the two teams ... Western took an opening round series, two games to none, in the 1993-94 playoffs ... the 14 goals that the two teams combined for on Dec. 5 were the most in a game involving the Irish since a 9-5 Notre Dame win on Nov. 20, 1998 versus the Broncos ... Tim Wallace (2g, 3a) led the Irish in scoring among returning players in the five games ... Michael Bartlett (2g, 2a), Cory McLean (2g, 2a), Mike Walsh (1g, 3a) and Wes O'Neill (0g, 4a) all had four points.

2004-05 ND-WMU Games

Friday, Nov. 12 (7:35 p.m.)

Lawson Arena • Kalamazoo, Mich.

Saturday, Nov. 13 (7:05 p.m.)

Lawson Arena • Kalamazoo, Mich.

The Series

Series Record

Western Michigan leads 32-22-4

Since ND Rejoined CCHA ('92-'93)

Western Michigan leads 21-16-3

Series Record in South Bend

ND leads 15-12-1

(ND 13-5-1 since rejoining CCHA)

Series Record in Kalamazoo

Western Michigan leads 19-7-3

(16-3-2 since ND rejoined CCHA)

2003-2004 Series Results

Dec. 5 – at WMU 8, ND 6

Dec. 6 – at WMU 6, ND 4

March 12 – at ND 4, WMU 2

March 13 – WMU 4, at ND 0

March 14 – at ND 5, WMU 4 ot

2004-05 Schedule

Oct. 8	Brock (Exh.)
Oct. 15	Alaska Fairbanks
Oct. 16	Alaska Fairbanks
Oct. 22	at Nebraska-Omaha
Oct. 23	at Nebraska-Omaha
Oct. 29	Ohio State
Oct. 30	Ohio State
Nov. 5	Niagara
Nov. 6	Niagara
Nov. 12	Notre Dame
Nov. 13	Notre Dame
Nov. 19	at Miami
Nov. 20	at Miami
Nov. 27	Alabama-Huntsville
Nov. 28	Alabama-Huntsville
Dec. 3	Ferris State
Dec. 4	at Ferris State
Dec. 17	at Bemidji State
Dec. 18	at Bemidji State
Jan. 7	at Michigan
Jan. 8	Michigan
Jan. 14	Michigan State
Jan. 15	at Michigan State
Jan. 28	at Ohio State
Jan. 29	at Ohio State
Feb. 4	Miami
Feb. 5	Miami
Feb. 11	at Northern Michigan
Feb. 12	at Northern Michigan
Feb. 18	at Bowling Green
Feb. 19	at Bowling Green
Feb. 25	Lake Superior State
Feb. 26	Lake Superior State
March 4	at Ferris State
March 5	Ferris State





Tavis MacMillan
Head Coach



Jared Sylvestre
Sr. • Forward

2004-05 ND-UAF Games

Friday, Nov. 26 (7:05 p.m. AST)
Carlson Center • Fairbanks, Alaska
Saturday, Nov. 27 (7:05 p.m. AST)
Carlson Center • Fairbanks, Alaska

The Series

Series Record

Alaska Fairbanks leads 16-14-3
Since ND Rejoined CCHA ('92-'93)
Notre Dame leads 13-10-3
Series Record in South Bend
Notre Dame leads 8-5-1
(8-4-1 since ND rejoined CCHA)
Series Record in Fairbanks
Alaska-Fairbanks leads 11-5-2
(6-5-2 since ND rejoined CCHA)

2003-04 Series Results

Jan. 30 – at ND 3, UAF 2,
Jan. 31 – at ND 2, UAF 2 ot

2004-05 Schedule

Oct. 8 Grant Macewan College (Exh.)
Oct. 15 at Western Michigan
Oct. 16 at Western Michigan
Oct. 22 at Alaska Anchorage
Oct. 23 at Alaska Anchorage
Oct. 29 University of British Columbia
Oct. 30 University of British Columbia
Nov. 5 Nebraska-Omaha
Nov. 6 Nebraska-Omaha
Nov. 12 at Lake Superior State
Nov. 13 at Lake Superior State
Nov. 26 Notre Dame
Nov. 27 Notre Dame
Dec. 3 at Ohio State
Dec. 4 at Ohio State
Dec. 10 Northern Michigan
Dec. 11 Northern Michigan
Jan. 7 at Bowling Green
Jan. 8 at Bowling Green
Jan. 14 at Michigan
Jan. 15 at Michigan
Jan. 21 Ferris State
Jan. 22 Ferris State
Jan. 28 Lake Superior State
Jan. 29 Lake Superior State
Feb. 4 at Northern Michigan
Feb. 5 at Northern Michigan
Feb. 11 Michigan State
Feb. 12 Michigan State
Feb. 18 Miami
Feb. 19 Miami
Feb. 25 at Nebraska-Omaha
Feb. 26 at Nebraska-Omaha
March 4 Alaska Anchorage
March 5 Alaska Anchorage

Alaska Fairbanks Quick Facts

Location: Fairbanks, Alaska 99775
Enrollment: 4,967
Nickname: Nanooks
Colors: Blue and Gold
Conference: CCHA
Arena: Carlson Center
Capacity: 4,350
Rink Size: 200 x 100
Chancellor: Dr. Steven Jones (Syracuse)
Athletic Director: Dr. Cory Schwartz (Nebraska)
Athletic Department Phone: (907) 474-7205

Head Coach: Tavis MacMillan (Alaska Fairbanks '94)
Overall Record: First Year
At Alaska Fairbanks: Same
Office Phone: (907) 474-6870
Assistant Coaches: Wade Klippenstein (Alaska Fairbanks '93), Shawn Lundgren (Alaska Fairbanks '91)
Athletic Trainer: Mike Curtin
Equipment Manager: Randy Pommenville
2003-04 Record: 16-19-1
2003-04 CCHA Record: 14-13-1 (6th)
2003-04 CCHA Postseason: Lost in first round

Letterwinners Returning/Lost: 13/10
Forwards Returning/Lost: 7/7
Defense Returning/Lost: 5/2
Goalies Returning/Lost: 1/1

Top Returners:
Curtis Fraser, So., F (12-12-24)
Kelly Czuy, Jr. F (13-16-19)
Jordan Hendry, Jr., D (4-9-13)
Jared Sylvestre, Sr., F (3-5-8)

Top Players Lost:
Ryan Campbell, Sr., F (14-19-33)
Cam Keith, Sr., F (12-14-26)
Ryan Lang, Sr., F (10-14-24)
Felipe Larranaga, Sr., D (4-17-21)

Top Newcomers:
Kyle Greentree, Fr., F (Victoria, BC/Victoria Salsa)
Adam Powell, Fr., F (Fairbanks, AK/Chilliwack Chiefs)
Darcy Campbell, Fr., D (Airdrie, ALB/Olds Grizzlies)
Wylie Rogers, Fr., G (Fairbanks, AK/Victoria Salsa)

Alaska Fairbanks Sports Information

Hockey SID: Jamie Schanback
Home Phone: TBA
E-Mail: fnjms4@uaf.edu
SID Phone: (907) 474-6805
Mailing Address: P.O. Box 757440, Fairbanks, AK 99775
Website: www.gonanooks.com
SID Fax: (907) 474-5162
Carlson Center Press Box: (907) 451-1957
Ticket Office: (907) 474-5977

Notre Dame Career Stats vs. UAF

Name	Games	G	A	Pts
Jason Paige	2	1	0	1
Mike Walsh	2	1	0	1
Cory McLean	6	1	0	1
Wes O'Neill	2	0	1	1
Brad Wanchulak	6	0	0	0
Tim Wallace	4	0	0	0
Chris Trick	3	0	0	0
Tony Gill	3	0	0	0
Joe Zurenko	3	0	0	0
Noah Babin	2	0	0	0
Josh Sciba	2	0	0	0
T.J. Jindra	2	0	0	0
Michael Bartlett	2	0	0	0
Matt Williams-Kovacs	1	0	0	0

Name	Min.	W-L-T	SV/GA	SV%	GAA
David Brown	124:29	1-0-1	69/4	.945	1.93
Morgan Cey	130:37	0-2-0	70/14	.833	6.44

Notre Dame - Alaska Fairbanks Series Notes

The Irish snapped Alaska Fairbanks' four-game winning streak versus Notre Dame with a win and a tie at the Joyce Center in January of 2004 ... the Irish are 2-2-2 in their last three trips to Fairbanks since the 1999-2000 season ... goaltender David Brown had two strong games versus the Nanooks in 2003-04 with a 4-2 win and a 2-2 overtime tie ... Brown kicked out a then-career-high 40 shots in the 3-2 win ... the Nanooks have proven to be the one team in the CCHA to give Morgan Cey fits as he is 0-2-0 with a 6.44 goals-against average and a .833 save percentage ... Mike Walsh's lone goal versus UAF in two games was the game winner last Jan. 30 ... new Nanook head coach Tavis MacMillan played at Alaska Fairbanks from 1990-94 ... during that time the Nanooks were 4-1-0 versus the Irish, but never faced each other in CCHA play.





Red Berenson
Head Coach



Eric Nystrom
Sr. • Forward



Michigan Quick Facts

Location: Ann Arbor, Michigan 48109
Enrollment: 39,031
Nickname: Wolverines
Colors: Maize and Blue
Conference: CCHA
Arena: Yost Ice Arena
Capacity: 6,637
Rink size: 200 x 85
President: Mary Sue Coleman
 (Grinnell College '65)
Athletic Director: William Martin
 (Wittenberg '62)
Athletic Department Phone: (734) 763-4423
Head Coach: Red Berenson (Michigan '62)
 Overall Record: 533-255-55 (.677, 20 years)
 NCAA Appearances: 13
 At Michigan: Same
 Office Phone: (734) 647-1201
Assistant Coaches: Mel Pearson (Mich. Tech '81),
 Billy Powers (Michigan '88)
Athletic Trainer: Rick Bancroft
Equipment Manager: Ian Hume
2003-04 Record: 27-14-2
2003-04 CCHA Record: 18-8-2 (1st)
2003-04 CCHA Postseason: Lost in Finals
2003-04 NCAA Postseason: NCAA
 Quarterfinalist
Letterwinners Returning/Lost: 21/4
 Forwards Returning/Lost: 12/2
 Defensemen Returning/Lost: 7/2
 Goalenders Returning/Lost: 2/0
Top Returners:
 T.J. Hensick, So., F (12-34-46)
 Andrew Ebbett, Jr., F (9-28-37)
 Milan Gajic, Sr., F (13-20-33)
 Brandon Kaleniecki, Jr., F (20-11-31)
 Eric Werner, Sr., D, (9-14-23)
 Al Montoya, Jr., G (26-12-2, 2.23, .917 sv.%)
Top Players Lost:
 Dwight Helminen, Jr., F (17-11-28)
 Andy Burnes, Sr., D (1-3-4)
Top Newcomers:
 Chad Kolarik, Fr., F
 (Abington, PA/U.S. Under-18 Team)
 Kevin Porter, Fr., F
 (Detroit, MI/U.S. Under-18 Team)

Michigan Sports Information

Hockey SID: Matt Trevor
 Home Phone: TBA
 E-Mail: mtrevor@umich.edu
SID phone: (734) 647-3810
Address: 1000 South State Street, Ann Arbor,
 MI 48109
Website: www.MGoBlue.com
SID Fax: (734) 647-1188
Yost Ice Arena Press Row: (734) 647-7916
Ticket Office: (734) 764-0247

Notre Dame Career Stats vs. Michigan

Name	Games	G	A	Pts
Cory McLean	6	3	0	3
Jason Paige	2	2	1	3
Matt Amado	2	1	1	2
T.J. Jindra	2	1	1	2
Mike Walsh	3	1	0	1
Josh Sciba	2	0	1	1
Wes O'Neill	2	0	1	1
Michael Bartlett	2	0	1	1
Joe Zurenko	6	0	1	1
Brad Wanchulak	6	0	1	1
Tim Wallace	4	0	0	0
Chris Trick	3	0	0	0
Noah Babin	2	0	0	0

Name	Min.	W-L-T	SV/GA	SV%	GAA
David Brown	120:00	2-0-0	62/3	.954	1.50
Morgan Cey	242:33	1-2-1	115/12	.906	2.97

Notre Dame-Michigan Series Notes

Michigan and Notre Dame will face each other four times in 2004-05 in a pair of home-and-home series ... Notre Dame's home game on Feb. 18, 2005 will be played at the Allen County War Memorial Coliseum in Fort Wayne, Ind., the first time the Irish have ever played there in the program's 37-year history ... the Irish go into the 2004-05 season with a three-game winning streak versus the Wolverines ... the last time Notre Dame won three in a row versus Michigan came between March 5, 1982 and Oct. 22, 1983 ... the last time the Irish swept Michigan at home was March 5-6, 1982, in 6-5 and 5-3 wins ... the two wins versus the Wolverines last season give the Irish six wins against Michigan in 38 games (with two ties) since returning to the CCHA for the 1992-93 season ... the Irish are 1-14-1 in their last 16 regular-season games at Yost Arena (last win was Nov. 23, 2002, a 4-3 victory).

2004-05 ND-UM Games

Friday, Dec. 3 (7:35 p.m.)
 Yost Arena • Ann Arbor, Mich.
Saturday, Dec. 4. (7:05 p.m.)
 Joyce Center • Notre Dame, Ind.
Friday, Feb. 18 (7:35 p.m.)
 Allen County Coliseum • Fort Wayne, Ind.
Saturday, Feb. 19 (7:05 p.m.)
 Yost Arena • Ann Arbor, Mich.

The Series

Series Record:
 Michigan leads 55-41-5
Since ND Rejoined CCHA ('92-'93)
 Michigan leads 29-6-3
Series Record in South Bend
 Notre Dame leads 20-19-2
 (UM leads 9-4-2 since ND rejoined CCHA)
Series Record in Ann Arbor
 Michigan leads 30-20-3
 (15-2-1 since ND rejoined CCHA)
2003-04 Series Results
 Feb. 27 – at ND 4, UM 1
 Feb. 28 – at ND 5, UM 2

2004-05 Schedule


Oct. 2 Windsor (Exh.)
 Oct. 8 * vs. Northeastern
 Oct. 9 * vs. Boston University
 Oct. 15 New Hampshire
 Oct. 16 St. Lawrence
 Oct. 21 at Lake Superior State
 Oct. 23 # vs. Lake Superior State
 Oct. 29 Ferris State
 Oct. 30 at Ferris State
 Nov. 5 Miami
 Nov. 6 Miami
 Nov. 18 at Michigan State
 Nov. 20 Michigan State
 Nov. 26 at Minnesota
Dec. 3 Notre Dame
Dec. 4 at Notre Dame
 Dec. 10 Bowling Green
 Dec. 11 at Bowling Green
 Dec. 28 # vs. Michigan Tech
 Dec. 29 # vs. Michigan St./New Hampshire
 Jan. 7 Western Michigan
 Jan. 8 at Western Michigan
 Jan. 14 Alaska Fairbanks
 Jan. 15 Alaska Fairbanks
 Jan. 21 at Ohio State
 Jan. 22 at Ohio State
 Jan. 28 Northern Michigan
 Jan. 29 Northern Michigan
 Feb. 4 Michigan State
 Feb. 5 # vs. Michigan State
 Feb. 11 at Nebraska-Omaha
 Feb. 12 at Nebraska-Omaha
Feb. 18 @ at Notre Dame
Feb. 19 Notre Dame
 Feb. 26 vs. U.S. Under-18 Team (Exh.)
 March 4 at Bowling Green
 March 5 Bowling Green
 * – at Dayton, Ohio
 # – at Detroit, Mich.
 @ – at Fort Wayne, Ind.



S



Rick Comley
Head Coach



Jim Slater
Sr. • Forward

2004-05 ND-MSU Games

Friday, Dec. 10 (7:35 p.m.)
Joyce Center • Notre Dame, Ind.
Saturday, Dec. 11 (7:05 p.m.)
Munn Arena • East Lansing, Mich.
Friday, March 4 (7:05 p.m.)
Munn Arena • East Lansing, Mich.
Saturday, March 5 (7:05 p.m.)
Joyce Center • Notre Dame, Ind.

The Series

Series Record
Michigan State leads 50-30-8
Since ND Rejoined CCHA ('92-'93)
Michigan State leads 24-3-7
Series Record in South Bend
Michigan State leads 19-16-6
(MSU 8-1-6 since ND rejoined CCHA)
Series Record in East Lansing
Michigan State leads 29-14-2
(15-2-1 since ND rejoined CCHA)
2003-04 Series Results
Nov. 7 – at MSU 3, ND 1
Nov. 8 – at MSU 3, ND 3 (ot)

2004-05 Schedule

Oct. 10 Toronto (Exh.)
Oct. 15 St. Lawrence
Oct. 16 New Hampshire
Oct. 22 at Northern Michigan
Oct. 23 at Northern Michigan
Oct. 29 Nebraska-Omaha
Oct. 30 Nebraska-Omaha
Nov. 5 Ferris State
Nov. 6 at Ferris State
Nov. 12 Cornell
Nov. 14 Cornell
Nov. 18 Michigan
Nov. 20 at Michigan
Nov. 26 at Wisconsin
Nov. 27 at Minnesota
Dec. 3 Bowling Green
Dec. 4 at Bowling Green
Dec. 10 at Notre Dame
Dec. 11 Notre Dame
Dec. 29 * vs. New Hampshire
Dec. 30 * vs. Michigan Tech/Michigan
Jan. 7 at Miami
Jan. 8 at Miami
Jan. 14 at Western Michigan
Jan. 15 Western Michigan
Jan. 21 Lake Superior State
Jan. 22 Lake Superior State
Jan. 28 U.S. Under-18 Team (Exh.)
Feb. 4 at Michigan
Feb. 5 * vs. Michigan
Feb. 11 at Alaska Fairbanks
Feb. 12 at Alaska Fairbanks
Feb. 18 Ohio State
Feb. 19 Ohio State
Feb. 25 at Bowling Green
Feb. 26 Bowling Green
March 4 Notre Dame
March 5 at Notre Dame

* at Detroit, Mich.

Michigan State Quick Facts

Location: East Lansing, Michigan 48824
Enrollment: 44,937
Nickname: Spartans
Colors: Green and White
Conference: CCHA
Arena: Munn Ice Arena
Capacity: 6,470
Rink Size: 200 x 85
President: Peter McPherson (Michigan State '63)
Athletic Director: Ron Mason
(St. Lawrence '64)

Athletic Department Phone: (517) 355-1623
Head Coach: Rick Comley (Lake Superior St. '72)

Overall Record: 643-506-75 (.556, 31 years)

NCAA Appearances: 8
At MSU: 46-31-4 (.593, 2 years)
NCAA Appearances: 1
Office Phone: (517) 355-1639

Assistant Coaches: Tom Newton
(Bowling Green '80),
Brian Renfrew (Western Michigan '00)

Athletic Trainer: Dave Carrier
Equipment Manager: Tom Magee
2003-04 Record: 23-17-2

2003-04 CCHA Record: 17-9-2 (3rd)

2003-04 CCHA Postseason: Lost in quarterfinals

2003-04 NCAA Postseason: Lost in regional

Letterwinners Returning/Lost: 21/4

Forwards Returning/Lost: 12/3
Defensemen Returning/Lost: 6/1
Goalenders Returning/Lost: 3/0

Top Returners:

Jim Slater, Sr., F (19-29-48)
Mike Lalonde, Sr., F (22-18-40)
Tommy Goebel, So., F (15-17-32)
A.J. Thelen, So., D (11-18-29)
Dominic Vicari, So., G (15-13-1, 2.31, .916 sv.%)

Top Players Lost:

Brock Radunske, Sr., F (12-10-22)
Lee Falardeau, Jr., F (5-5-10)
Joe Markusen, Sr., D (0-9-9)

Top Newcomers:

Brian Lerg, F, F
(Livonia, MI/U.S. Under-18 Team)
Jim McKenzie, Fr., F
(Woodbury, MN/Sioux Falls Stampede)
Zak McClellan, Fr., F
(Frankenmuth, MI/Bozeman Icedogs)
Daniel Vukovic, Fr., D
(North York, ONT/St. Michael's Buzzers)

Michigan State Sports Information

Hockey SID: Becky Olsen
Home Phone: (517) 881-6206
E-Mail: beckyo@ath.msu.edu

SID Phone: (517) 355-2271

Mailing Address: 401 Olds Hall,
East Lansing, MI 48824

Website: www.msuspartans.com

SID Hotline: (517) 353-7990

SID Fax: (517) 353-9636

Munn Ice Arena Press Box: (517) 353-6359

Ticket Office: (517) 355-1610
or 1 (800) GO-STATE

Notre Dame Career Stats vs. MSU

Name	Games	G	A	Pts
Mike Walsh	4	2	0	2
Cory McLean	6	0	2	2
Tim Wallace	4	1	0	1
Matt Amado	3	0	1	1
Tony Gill	2	0	1	1
Wes O'Neill	2	0	1	1
Brad Wanchulak	5	0	0	0
Chris Trick	4	0	0	0
Noah Babin	2	0	0	0
Josh Sciba	2	0	0	0
Matt Williams-Kovacs	2	0	0	0
Jason Paige	2	0	0	0
T.J. Jindra	2	0	0	0
Michael Bartlett	2	0	0	0

Name	Min.	W-L-T	SV/GA	SV%	GAA
Morgan Cey	292:03	1-3-1	168/10	.944	2.05
David Brown	64:39	0-0-1	25/3	.893	2.78

Notre Dame - Michigan State Series Notes

Michigan State joins the Irish, Michigan and Bowling Green as rivalry partners in 2004-05 ... the Irish have had their problems with the Spartans since 1992-93, going just 3-24-7 over 34 games ... the Irish are just 2-15-1 at Munn Arena since returning to the CCHA and have just one win over the Spartans at the Joyce Center in that span ... Michigan State has had 323 consecutive sellouts at Munn Arena ... Morgan Cey made 34 saves in a 3-1 loss on Nov. 7 last season ... in that game he re-injured his surgically repaired knee and did not play again until Dec. 28 ... in the 3-3 tie on Nov. 8, the Irish rallied from a pair of two-goal deficits for a 3-3 tie ... Aaron Gill scored with 1:06 left in the game to tie the score at 3-3 ... the Irish appeared to get the game winner with seven seconds left on a goal by Rob Globke, but a linesman ruled Globke had closed his hand on a long lead pass before the shot.





Frank Anzalone
Head Coach



Bo Cheesman
Sr. • Forward



Lake Superior Quick Facts

Location: Sault Ste. Marie, MI 49783
Enrollment: 3,400
Nickname: Lakers
Colors: Royal Blue and Gold
Conference: CCHA
Arena: Taffy Abel Arena
Capacity: 4,000
Rink Size: 200 x 85
President: Dr. Betty Youngblood
 (Oakland University '65)
Athletic Director: Bill Crawford
 (Western Michigan '69)
Athletic Department Phone: (906) 635-2627
Head Coach: Frank Anzalone
 (SUNY-Buffalo '78)
 Overall Record: 214-183-35 (.36, 12 years)
 NCAA Appearances: 4
 At Lake Superior: Same
 Office Phone: (906) 635-2611
Assistant Coaches: Jim Roque (Lake Superior '87), Tim Christian (Ferris State '95)
Athletic Trainer: Rick Mick
Equipment Manager: Roy Forrest
2003-04 Record: 9-20-7
2003-04 CCHA Record: 7-16-5 (11th)
2003-04 CCHA Postseason: Lost First Round
Letterwinners Returning/Lost: 22/5
 Forwards Returning/Lost: 14/3
 Defense Returning/Lost: 5/2
 Goalies Returning/Lost: 3/0
Top Returners:
 Dominic Osman, So., F (10-9-19)
 Bo Cheesman, Sr., F (11-7-18)
 Trent Campbell, So., F (5-10-15)
 Jeff Jakaitis, So., G (5-9-4, 2.13, .933 sv.%)
 Matt Violin, Sr., G (4-11-3, 3.36, .887 sv.%)
Top Players Lost:
 Tim Kruekl, Sr., F (7-10-17)
 Chris Peterson, Sr., F (1-2-3)
 Ryan Branham, Sr., D (0-1-1)
Top Newcomers:
 Matt Bahen, Fr., F
 (Markham, ONT/Aurora Tigers)
 Dan Eves, Fr., F
 (Lake Orion, MI/Texasarkana Bandits)
 John Nogatch, Fr., D
 (St. Ignace, MI/No. Michigan Black Bears)
 Jeff Oke, Fr., F
 (Grand Bend, ONT/Bowmanville Eagles)

Lake Superior Sports Information

Hockey SID: Linda Bouvet
 Home Phone: (906) 248-5734
 E-Mail: lbouvet@lssu.edu
SID Phone: (906) 635-2601
Mailing Address: 650 West Easterday Avenue,
 Sault Ste. Marie, MI 49783
SID Fax: (906) 635-2753
Website: www.lssu.edu/athletics
SID Hotline: (906) 635-2880
Taffy Abel Arena Press Box: (906) 635-7501
Ticket Office: (906) 635-2602

Notre Dame Career Stats vs. Lake Superior

Name	Games	G	A	Pts
Cory McLean	10	2	2	4
Brad Wanchulak	8	1	3	4
Matt Amado	5	1	3	4
Jason Paige	4	2	1	3
T.J. Jindra	3	1	2	3
Mike Walsh	6	2	0	2
Michael Bartlett	4	1	1	2
Josh Sciba	4	0	2	2
Wes O'Neill	4	1	0	1
Tim Wallace	6	0	1	1
Joe Zurenko	7	0	0	0
Chris Trick	5	0	0	0
Matt Williams-Kovacs	2	0	0	0
Noah Babin	4	0	0	0
Tony Gill	1	0	0	0

Name	Min.	W-L-T	SV/GA	SV%	GAA
Morgan Cey	389:18	6-0-0	120/7	.945	1.09
David Brown	155:42	1-1-1	69/8	.896	3.08

Notre Dame-Lake Superior Series Notes

The Irish are 8-1-1 versus the Lakers in the last 10 meetings between the two schools ... Notre Dame had won six straight in the series before going 2-1-1 last season ... Jeff Jakaitis' 3-0 shutout of the Irish on March 5 snapped an eight-game (7-0-1) Irish unbeaten streak ... Notre Dame is 4-4-0 in the last eight games played at Taffy Abel Arena since the 1998-99 season ... at the Joyce Center at Notre Dame, the Irish are 7-0-3 in the last 10 meetings between the two schools ... the last time the Irish lost to Lake Superior in South Bend was Nov. 28, 1997 ... Irish goaltender Morgan Cey is 6-0-0 versus the Lakers with a 1.09 goals-against average ... Cey has two of his six career shutouts versus Lake Superior ... Notre Dame freshmen T.J. Jindra and Jason Paige recorded both game-winning goals versus the Lakers last season.

2004-05 ND-LSSU Games

Friday, Jan. 7 (7:35 p.m.)
 Taffy Abel Arena • Sault Ste. Marie, Mich.
Saturday, Jan. 8 (7:05 p.m.)
 Taffy Abel Arena • Sault Ste. Marie, Mich.

The Series

Series Record


Lake Superior State leads 21-16-3
Since ND Rejoined CCHA ('92-'93)
 Lake Superior leads 20-13-3
Series Record in South Bend
 ND leads 10-7-3
 (ND leads 8-7-3 since ND rejoined CCHA)
Series Record in Sault Ste. Marie
 Lake Superior leads 12-6-0
 (11-5-0 since ND rejoined CCHA)
2003-04 Series Results
 Nov. 21 - at ND 5, LSSU 3
 Nov. 22 - at ND 2, LSSU 2 ot
 March 5 - at LSSU 3, ND 0
 March 6 - ND 2, at LSSU 1

2004-05 Schedule

Oct. 8 Toronto (Exh.)
 Oct. 15 at Colgate
 Oct. 16 at Colgate
 Oct. 21 Michigan
 Oct. 23 * vs. Michigan
 Oct. 29 at Bowling Green
 Oct. 30 at Bowling Green
 Nov. 12 Alaska Fairbanks
 Nov. 13 Alaska Fairbanks
 Nov. 19 Ferris State
 Nov. 20 Ferris State
 Nov. 26 Northern Michigan
 Nov. 27 at Northern Michigan
 Dec. 3 Bemidji State
 Dec. 4 Bemidji State
 Dec. 9 at Nebraska-Omaha
 Dec. 11 at Nebraska-Omaha
 Dec. 18 at St. Lawrence
 Dec. 19 at St. Lawrence
Jan. 7 Notre Dame
Jan. 8 Notre Dame
 Jan. 14 Alabama-Huntsville
 Jan. 15 Alabama-Huntsville
 Jan. 21 at Michigan State
 Jan. 22 at Michigan State
 Jan. 28 at Alaska Fairbanks
 Jan. 29 at Alaska Fairbanks
 Feb. 4 Ohio State
 Feb. 5 Ohio State
 Feb. 11 at Miami
 Feb. 12 at Miami
 Feb. 18 Nebraska-Omaha
 Feb. 19 Nebraska-Omaha
 Feb. 25 at Western Michigan
 Feb. 26 at Western Michigan
 March 4 at Northern Michigan
 March 5 Northern Michigan

* at Detroit, Mich.





John Markell
Head Coach



JB Bittner
Sr. • Forward

2004-05 ND-OSU Games

Friday, Jan. 14 (7:35 p.m.)
Joyce Center • Notre Dame, Ind.
Saturday, Jan. 15 (7:05 p.m.)
Joyce Center • Notre Dame, Ind.

The Series

Series Record

Notre Dame leads 21-20-6

Since ND Rejoined CCHA ('92-'93)

Ohio State leads 16-14-5

Series Record in South Bend

Notre Dame leads 11-7-2
(7-5-2 since ND rejoined CCHA)

Series Record in Columbus

Ohio State leads 11-10-4
(OSU 9-7-3 since ND rejoined CCHA)

2003-04 Series

Oct. 10 – ND 5, OSU 2
Oct. 11 – at OSU 3, ND 1
March 18 – OSU 6, ND 5 ot (CCHA S6)

2004-05 Schedule

Oct. 9	at New Hampshire
Oct. 10	* vs. St. Cloud State/St. Lawrence
Oct. 15	at Ferris State
Oct. 16	at Ferris State
Oct. 21	Miami
Oct. 22	at Miami
Oct. 29	at Western Michigan
Oct. 30	at Western Michigan
Nov. 5	Sacred Heart
Nov. 6	Sacred Heart
Nov. 12	Northern Michigan
Nov. 13	Northern Michigan
Nov. 19	at Nebraska-Omaha
Nov. 20	at Nebraska-Omaha
Dec. 3	Alaska Fairbanks
Dec. 4	Alaska Fairbanks
Dec. 10	at Clarkson
Dec. 11	at Clarkson
Dec. 29	Minnesota State
Dec. 30	Colorado College
Jan. 7	Ferris State
Jan. 8	Ferris State
Jan. 14	at Notre Dame
Jan. 15	at Notre Dame
Jan. 21	Michigan
Jan. 22	Michigan
Jan. 28	Western Michigan
Jan. 29	Western Michigan
Feb. 4	at Lake Superior State
Feb. 5	at Lake Superior State
Feb. 11	Bowling Green
Feb. 12	Bowling Green
Feb. 18	at Michigan State
Feb. 19	at Michigan State
March 4	at Miami
March 5	Miami

* at Durham, N.H.

Ohio State Quick Facts

Location: Columbus, Ohio 43210
Enrollment: 55,043
Nickname: Buckeyes
Colors: Scarlet and Gray
Conference: CCHA
Arena: Value City Arena
Capacity: 17,500
Rink Size: 200 x 85
President: Dr. Karen A. Holbrook
(Wisconsin '63)
Athletic Director: Andy Geiger (Syracuse '61)
Athletic Department Phone: (614) 292-7572
Head Coach: John Markell (Bowling Green '79)
Overall Record: 173-162-28 (.515, 9 years)
NCAA Appearances: 4
At Ohio State: Same
Office Phone: (614) 292-0820
Assistant Coaches: Casey Jones (Cornell '90),
Steve Brent (Ohio State '98)
Athletic Trainer: David Huber
Equipment Manager: Tim Adams
2003-04 Record: 26-16-0
2003-04 CCHA Record: 16-12-0 (4th)
2003-04 CCHA Postseason: Won
Championship
2003-04 NCAA Postseason: Lost in 1st rd.
East Regional
Letterwinners Returning/Lost: 15/9
Forwards Returning/Lost: 9/5
Defensemen Returning/Lost: 5/2
Goaltenders Returning/Lost: 1/2
Top Returners:
Dan Knapp, Jr., F (13-17-30)
Andrew Schembri, So., F (11-12-23)
Rod Pelley, Jr., F (10-12-22)
JB Bittner, Sr., F (12-8-20)
Nate Guenin, Jr., D (2-15-17)
Top Players Lost:
Paul Caponigri, Sr., F (17-22-39)
Scott May, Sr., F (15-19-34)
Doug Andress, Sr., D (5-27-32)
Dave Steckel, Sr., F (17-13-30)
Mike Betz, Sr., G (17-13-0, 2.67, .899 sv.%)
Top Newcomers:
John Dingle, Fr., F
(Shaker Heights, OH/Tri-City Storm)
Tom Fritsche, Fr., F
(Parma, OH/U.S. Under-18 Team)
Ian Keserich, Fr., G
(Parma, OH/Cleveland Barons)
Matt McIlvane, Fr., F
(Naperville, IL/Chicago Steel)

Ohio State Sports Information

Hockey SID: Leann Parker
Home Phone: (614) 846-8568
E-Mail: parker.387@osu.edu
SID Phone: (614) 688-0294
Mailing Address: 124 St. John Arena,
410 Woody Hayes Drive,
Columbus, OH 43210-1166
Website: www.ohiostatebuckeyes.com
SID Fax: (614) 292-8547
Value City Arena Press Box: (614) 688-5330
Ticket Office: 1-800 GO-BUCKS

Notre Dame Career Stats vs. OSU

Name	Games	G	A	Pts
Brad Wanchulak	8	2	2	4
Tim Wallace	6	1	2	3
Cory McLean	5	1	2	3
Matt Amado	5	0	2	2
Joe Zurenko	6	0	0	0
Mike Walsh	6	1	0	1
Chris Trick	6	0	0	0
Tony Gill	2	0	0	0
Noah Babin	3	0	0	0
Michael Bartlett	3	0	0	0
T.J. Jindra	3	0	0	0
Wes O'Neill	3	0	0	0
Jason Paige	3	0	0	0
Josh Sciba	3	0	0	0
Matt Williams-Kovacs	2	0	0	0

Name	Min.	W-L-T	SV/GA	SV%	GAA
Rory Walsh	60:00	1-0-0	31/2	.939	2.00
Morgan Cey	308:33	0-3-2	163/15	.916	2.92
David Brown	129:01	0-2-0	79/9	.898	4.19

Notre Dame-Ohio State Series Notes

For the second consecutive season, the Ohio State Buckeyes ended Notre Dame's season in the opening game of the CCHA's Super Six ... Tyson Strachan's goal at 9:49 of overtime gave the Buckeyes a 6-5 win on their way to the CCHA tournament championship ... the previous year, the Buckeyes downed the Irish, 3-2 ... the two teams split the regular-season series to open the CCHA schedule in October ... goaltender Rory Walsh, playing in his first career game, made 31 saves in a 5-2 win in the opener ... the win was the first season-opening win for the Irish since 1998 ... the Irish weren't sorry to see OSU goaltender Mike Betz graduate ... he owned a 7-0-3 record versus Notre Dame in his four years in the Buckeye goal.





Mike Kemp
Head Coach



Dan Hacker
Sr. • Forward



Nebraska-Omaha Quick Facts

Location: Omaha, Nebraska 68182
Enrollment: 13,000
Nickname: Mavericks
Colors: Crimson and Black
Conference: CCHA
Arena: Qwest Center Omaha
Capacity: 14,700
Rink Size: 200 x 85
Chancellor: Dr. Nancy Belch (Louisiana Tech '64)
Athletic Director: TBA
Athletic Department Phone: (402) 554-2305
Head Coach: Mike Kemp (Gustavus Adolphus '75)

Overall Record: 105-140-27 (.436, 8 years)
 NCAA Appearances: 0
 At Nebraska-Omaha: Same
 Office Phone: (402) 554-3629

Assistant Coaches: Doc DelCastillo (St. Cloud State '92), Todd Jones (North Dakota '96)

Athletic Trainer: Rusty McKune
Equipment Manager: Mark Pane
2003-04 Record: 8-26-5

2003-04 CCHA Record: 5-19-4(12th)
2003-04 CCHA Postseason: First Round
Letterwinners Returning/Lost: 20/4
 Forwards Returning/Lost: 12/2
 Defensemen Returning/Lost: 6/2
 Goaltenders Returning/Lost: 2/0

Top Returners:

Scott Parse, So., F (16-19-35)
 Kaleb Betts, So., F (9-13-22)
 Alex Nikoforuk, So., F (6-14-20)
 Dan Hacker, Sr., F (10-7-17)
 Chris Holt, So., G (5-17-2, 3.24, .900 sv.%)

Top Players Lost:

Andrew Wong, Sr., F (11-17-28)
 Mike Gabinet, Sr., D (4-20-24)
 Scotty Turner, Sr., F (1-4-5)

Top Newcomers:

Bryan Marshall, Fr., F (Livonia, MI/Danville Wings)
 Rob Chappell, Fr., D (St. Albert, ALB/Powell River Paperkings)
 Mick Lawrence, Fr., F (Port Coquitlam, BC/River City Lancers)

Nebraska-Omaha Sports Information

Hockey SID: Mike Kros
 Cell Phone: (402) 290-6359
 E-mail: mkros@mail.unomaha.edu
SID Phone: (402) 554-2140
Mailing Address: Lee and Helene Sapp Fieldhouse, Omaha, NE 68182
SID Fax: (402) 554-3694
Website: www.gomavs.unomaha.edu
Quest Center Press Box: (402) 595-2929
Ticket Office: (402) 554-2271

Notre Dame Career Stats vs. UNO

Name	Games	G	A	Pts
Brad Wanchulak	9	1	3	4
Cory McLean	9	2	1	3
Mike Bartlett	2	1	1	2
Mike Walsh	4	0	2	2
T.J. Jindra	2	0	1	1
Jason Paige	2	0	1	1
Joe Zurenko	6	0	0	0
Matt Amado	4	0	0	0
Tim Wallace	4	0	0	0
Chris Trick	3	0	0	0
Tony Gill	3	0	0	0
Noah Babin	2	0	0	0
Wes O'Neill	2	0	0	0
Josh Sciba	1	0	0	0
Matt Williams-Kovacs	1	0	0	0

Name	Min.	W-L-T	SV/GA	SV%	GAA
David Brown	61:53	1-0-0	23/0	1.000	0.00
Morgan Cey	502:48	4-4-0	229/21	.916	2.51

Notre Dame - Nebraska-Omaha Notes

The Irish evened the all-time series with the Mavericks at 7-7-1 with an October sweep (4-2, 2-0) ... the Irish are now 3-3-0 at the Joyce Center and 4-4-1 in Omaha ... all nine Irish appearances in Omaha came at the Omaha Auditorium ... David Brown recorded his second shutout of the season versus UNO on October 21, making 22 saves in the win ... in that game, the two teams combined for just one penalty (UNO) ... Notre Dame would go on to have two games without penalties on the season (at Lake Superior on Mar. 5) ... the Irish have won five of the last six meetings in the all-time series with Nebraska-Omaha.

2004-05 ND-UNO Games

Friday, Feb. 4 (7:35 p.m.)
 Joyce Center • Notre Dame, Ind.
Saturday, Feb. 5 (7:05 p.m. EST)
 Joyce Center • Notre Dame, Ind.

The Series

Series Record
 Series even at 7-7-1
Series Record in South Bend
 Series tied at 3-3-0
Series Record in Omaha
 Series tied 4-4-1
2003-04 Series Results
 Oct. 30 – at ND 4, UNO 2
 Oct. 31 – at ND 2, UNO 0

2004-05 Schedule

Oct. 4	Univ. of Manitoba (Exh.)
Oct. 9	* Connecticut
Oct. 10	* vs. Merrimack/Rensselaer
Oct. 22	Western Michigan
Oct. 23	Western Michigan
Oct. 29	at Michigan State
Oct. 30	at Michigan State
Nov. 5	at Alaska Fairbanks
Nov. 6	at Alaska Fairbanks
Nov. 12	Bowling Green
Nov. 13	Bowling Green
Nov. 19	Ohio State
Nov. 20	Ohio State
Dec. 3	at Northern Michigan
Dec. 4	at Northern Michigan
Dec. 9	Lake Superior State
Dec. 11	Lake Superior State
Dec. 29	at Boston University
Dec. 30	at Massachusetts
Jan. 7	Northern Michigan
Jan. 8	Northern Michigan
Jan. 14	at Ferris State
Jan. 15	at Ferris State
Jan. 21	at Miami
Jan. 22	at Miami
Jan. 28	Wayne State
Jan. 29	Wayne State
Feb. 4	at Notre Dame
Feb. 5	at Notre Dame
Feb. 11	Michigan
Feb. 12	Michigan
Feb. 18	at Lake Superior State
Feb. 19	at Lake Superior State
Feb. 25	Alaska Fairbanks
Feb. 26	Alaska Fairbanks
March 3	Minnesota State, Mankato
March 5	at Minnesota State, Mankato Lake

* at Omaha, Neb.





2004-05 ND-FSU Games

Friday, Feb. 11 (7:35 p.m.)
Joyce Center • Notre Dame, Ind.
Saturday, Feb. 12 (7:05 p.m.)
Joyce Center • Notre Dame, Ind.

The Series

Series Record

Ferris State leads 31-14-5

Since ND Rejoined CCHA ('92-'93)

Ferris State leads 20-12-4

Series Record in South Bend

Ferris State leads 16-8-3
(11-8-3 since ND rejoined CCHA)

Series Record in Big Rapids

Ferris State leads 13-6-2
(7-4-1 since ND rejoined CCHA)

2003-04 Series Results

Feb. 13 - at ND 4, FSU 2
Feb. 14 - at ND 4, FSU 1

2004-05 Schedule

Oct. 8	Colgate
Oct. 9	Colgate
Oct. 15	Ohio State
Oct. 16	Ohio State
Oct. 22	at Bemidji State
Oct. 23	at Bemidji State
Oct. 29	at Michigan
Oct. 30	Michigan
Nov. 5	at Michigan State
Nov. 6	Michigan State
Nov. 12	Connecticut
Nov. 13	Connecticut
Nov. 19	at Lake Superior State
Nov. 20	at Lake Superior State
Dec. 3	at Western Michigan
Dec. 4	Western Michigan
Dec. 10	at Miami
Dec. 11	at Miami
Dec. 31	* vs. Clarkson
Jan. 1	* vs. Wisconsin/Yale
Jan. 7	at Ohio State
Jan. 8	at Ohio State
Jan. 14	Nebraska-Omaha
Jan. 15	Nebraska-Omaha
Jan. 21	at Alaska Fairbanks
Jan. 22	at Alaska Fairbanks
Jan. 28	Miami
Jan. 29	Miami
Feb. 4	Bowling Green
Feb. 5	Bowling Green
Feb. 11	at Notre Dame
Feb. 12	at Notre Dame
Feb. 25	Northern Michigan
Feb. 26	Northern Michigan
March 4	Western Michigan
March 5	at Western Michigan

* at Madison, Wis.



Bob Daniels
Head Coach



Jeff Legue
Sr. • Forward

Ferris State Quick Facts

Location: Big Rapids, Michigan 49307
Enrollment: 11,822
Nickname: Bulldogs
Colors: Crimson and Gold
Conference: CCHA
Arena: Ewingleben Ice Arena
Capacity: 2,493
Rink size: 200 x 85
President: Dr. David Isler (Michigan '72)
Athletic Director: Tom Kirinovic (Ferris State '77)
Athletic Department Phone: (231) 591-2860
Head Coach: Bob Daniels (Michigan State '82)

Overall Record: 195-227-36 (.465, 12 years)
NCAA Appearances: 1
At Ferris State: Same
Office Phone: (231) 591-2884

Assistant Coaches: Drew Famulak
(Wisconsin-Stevens Point '90),
Derek Lalonde (SUNY-Cortland '95)

Athletic Trainer: Tim Glover
Equipment Manager: Ben Mumah

2003-04 Record: 15-20-3
2003-04 CCHA Record: 10-17-1 (10th)
2003-04 CCHA Postseason: First Round
Letterwinners Returning/Lost: 18/8

Forwards Returning/Lost: 11/4
Defensemen Returning/Lost: 5/3
Goaltenders Returning/Lost: 2/1

Top Returners:

Jeff Legue, Sr., F (13-16-29)
Derek Nesbitt, Sr., F (11-17-28)
Greg Rallo, Jr., F (7-11-18)
Matt York, Sr., D (4-8-12)
Mike Brown, Sr., G (15-20-3, 3.18, .894 sv.%)

Top Players Lost:

Brett Smith, Sr., F (13-20-33)
Simon Mangos, Sr., D (8-13-21)
Derrick McIver, Sr., F (10-10-20)

Top Newcomers:

Derek MacIntyre, Fr., G
(Stanwood, MI/Soo Kewadin Indians)
Alex Spezia, Fr., D
(Farmington Hills, MI/Chicago Steel)
Matt Stefanishon, Fr., F
(Daysland, ALB/Melville Millionaires)

Ferris State Sports Information

Hockey SID: Joe Gorby
Home Phone: (231) 796-2732
E-mail: gorbyj@ferris.edu
SID phone: (231) 591-2336
Mailing Address: West 025, 330 Oak Street,
Big Rapids, MI 49307-2031
SID Fax: (231) 591-3775
Website: www.ferris.edu/sports
SID Hotline: (231) 591-2375
Ewingleben Arena Press Box:
(231) 591-2397/5594
Ticket Office: (231) 591-2888

Notre Dame Career Stats vs. Ferris State

Name	Games	G	A	Pts
Cory McLean	8	2	1	3
Josh Sciba	2	1	1	2
Brad Wanchulak	8	0	2	2
Michael Bartlett	2	1	0	1
T.J. Jindra	2	1	0	1
Matt Amado	4	1	0	1
Matt Williams-Kovacs	2	0	1	1
Mike Walsh	2	0	1	1
Jason Paige	2	0	1	1
David Brown	2	0	1	1
Chris Trick	4	0	1	1
Tim Wallace	6	0	0	0
Joe Zurenko	4	0	0	0
Tony Gill	3	0	0	0
Wes O'Neill	2	0	0	0
Noah Babin	1	0	0	0

Name	Min.	W-L-T	SV/GA	SV%	GAA
David Brown	120:00	2-0-0	56/3	.949	1.50
Morgan Cey	234:00	1-2-1	118/15	.887	3.85

Notre Dame-Ferris State Series Notes

The Irish will face Ferris State at the Joyce Center for the 11th time in the last 13 meetings during the 2004-05 season ... since March 10, 2000 in the CCHA playoffs. Notre Dame has played just two games in Big Rapids, losing 6-3 and tying the Bulldogs, 4-4 during the 2002-03 season ... before last year's sweep (4-2, 4-1) at the Joyce Center, Ferris State was 5-1-2 in the previous eight meetings ... in the last 11 games in South Bend, the Irish have a 5-5-1 record versus the Bulldogs ... Notre Dame picked up its 300th all-time win at the Joyce Center in the 4-2 win over Ferris State on Feb. 13, 2004 ... freshman goaltender David Brown picked up both wins in the weekend sweep stopping 56 of 59 shots in the two games.





Scott Sandelin
Head Coach

Minnesota-Duluth Quick Facts

Location: Duluth, Minnesota 55812
Enrollment: 9,900
Nickname: Bulldogs
Colors: Maroon and Gold
Conference: Western Collegiate Hockey Association (WCHA)
Arena: Duluth Entertainment and Convention Center (DECC)
Capacity: 5,333
Head Coach: Scott Sandelin (No. Dakota '86)
 Overall Record: 70-80-16 (.470, 5 yrs.)
 Record at UMD: Same
 Office Phone: (218) 726-8579

2003-04 Record: 28-13-44
2003-04 WCHA Record: 19-7-2/2nd
2003-04 Postseason: Lost in NCAA finals
Letterwinners Returning/Lost: 19/4
Top Returners:
 Evan Schwabe, Sr., F (19-38-57)
 Tim Stapleton, Jr., F (16-25-41)
 Tyler Brosz, Sr., F (13-28-41)

Minnesota-Duluth Sports Information

Hockey SID: Bob Nygaard
 Office Phone: (218) 726-8191
 Home Phone: (218) 724-6366
 SID Fax: (218) 726-6529
 E-Mail: bnygaard@d.umn.edu
Mailing Address: 1216 Ordean Court,
 Duluth, MN 55812
Website: www.umdbulldogs.com
DECC Press Box: (218) 727-7939

Notre Dame-Minnesota-Duluth Series Notes

The two teams last met in Oct. of 2002 in Duluth with the Irish taking three points on a tie (2-2) and a win (5-3) ... in the 2-2 tie, Yan Stastny scored with 57 seconds left and the goaltender pulled to even the score ... Morgan Cey made his first career start for the Irish, stopping 37 of 39 shots in the game ... Tim Wallace scored his first career goal on his first shot versus the Bulldogs ... in the 5-3 win the following night, Rob Globke recorded his first career hat trick and John Wroblewski added a pair ... Tony Zasowski made 39 saves in the win ... the two games were the first in the all-time series since Dec. 29, 1989 (at the Milwaukee Tournament) ... previous to that, the teams met 26 times while members of the Western Collegiate Hockey Association (WCHA) ... as a player, Dave Poulin was 5-3 versus the Bulldogs and is now 1-0-1 as a coach ... Poulin and UMD head coach Scott Sandelin were both members of the Philadelphia Flyers organization from 1988-90.



2004-05 ND/UMD Game

Thursday, Oct. 7 (7:35 p.m., EST)
 Joyce Center • Notre Dame, Ind.
Friday, Oct. 8 (7:35 p.m., EST)
 Joyce Center • Notre Dame, Ind.

The Series

Series Record
 Notre Dame leads 17-9-3
Series Record in South Bend
 Notre Dame leads 10-3-1
Series Record in Duluth
 Notre Dame leads 7-5-2

Bulldog Bits

Minnesota-Duluth advanced to the NCAA semifinals in 2003-04 where the Bulldogs fell to Denver, 5-3 ... graduated forward Junior Lessard became the fourth player from UMD to win the Hobey Baker Award joining Chris Marinucci (1994), Bill Watson (1985) and Tom Kurvers (1984).



Jerry York
Head Coach

Boston College Quick Facts

Location: Chestnut Hill, Massachusetts 02467
Enrollment: 14,500
Nickname: Eagles
Colors: Maroon and Gold
Conference: Hockey East
Arena: Conte Forum/Kelley Rink
Capacity: 7,884
Head Coach: Jerry York (BC '67)
 Overall Record: 697-472-65 (.591, 32 yrs.)
 Record at BC: 230-137-31 (.617, 10 yrs.)
 Office Phone: (617) 552-3028
2003-04 Record: 29-9-4
2003-04 Hockey East Record: 17-4-3/1st

2003-04 Postseason: Lost in NCAA
 Frozen Four semifinals
Letterwinners Returning/Lost: 15/7
Top Returners:

Ryan Shannon, Sr., F (15-27-42)
 Patrick Eaves, Jr., F (18-23-41)
 Stephen Gionta, Jr., F (9-15-24)

Boston College Sports Information

Hockey SID: Bobby Desaulniers
 Office Phone: (617) 552-1188
 Home Phone: TBA
 SID Fax: (617) 552-4903
 E-Mail: bobby.desaulnier@bc.edu
Mailing Address: Conte Forum - Room 321;
 Chestnut Hill, MA 02467
Website: www.bceagles.com
Conte Forum Press Box: (617) 552-4747

Notre Dame-Boston College Series Notes

The Irish pulled off their biggest upset of 2003-04 when they blanked then top-ranked Boston College, 1-0, on Oct. 24 at Kelley Rink ... David Brown made 27 saves for his second consecutive shutout and Mike Walsh scored the only goal of the game at 14:56 of the second period ... the win was the first for the Irish versus Boston College since Dec. 28, 1994 and snapped an eight-game (0-6-2) Irish winless streak against the Eagles ... the win also was the first for the Irish versus a number one ranked team since beating North Dakota on Jan. 3, 1999 ... in the program's history, the Irish own seven wins versus top-ranked teams ... Notre Dame has beaten Boston College just once in eight tries at the Joyce Center (Dec. 22, 1975) and is 0-4-1 since that victory ... the team's tied 3-3 in the last game played at the Joyce Center (Nov. 1, 2002).



2004-05 ND/BC Game

Friday, Oct. 22 (7:35 p.m., EST)
 Joyce Center • Notre Dame, Ind.

The Series

Series Record
 Boston College leads 14-8-2
Series Record in South Bend
 Boston College leads 6-1-1
Series Record in Chestnut Hill
 Series even 7-7-1

Eagle Action

Boston College advanced to the NCAA Frozen Four for the fifth time in the last seven seasons in 2004 ... the Eagles went four straight years (1998-2001, winning the national title in 2001) and then missed two seasons before making it again in 2004 ... Eagles' head coach Jerry York ranks second among active coaches on the all-time win list with 697 career victories.





USA Under-18 Team Quick Facts

Location: Ann Arbor, Michigan 48103
Enrollment: N/A
Nickname: USA Hockey National Team Development Program
Colors: Red, White and Blue
Conference: None
Arena: Ann Arbor Ice Cube
Capacity: 1,000
Head Coach: Ron Rolston (Michigan Tech '90)
 Overall USA Record: First Season
 - Record with U-18 Team: First Season
 Office Phone: (734) 286-8239
2003-04 Record: 31-21-3/11-3-0-international/7-14-3 college
2003-04 Postseason: Second at World Under-18s
Letterwinners Returning/Lost: 4/25
Top Returners:
 Phil Kessel, F (19-7-26)
 Zack Jones, D (0-2-2)
 Jack Johnson, D (2-5-7)

USA Under-18 Sports Information

Hockey SID: Dennis Wansor
 Office Phone: (734) 327-9251, ext. 17
 SID Fax: (734) 327-9256
 E-Mail: ntdppr@ix.net.com
Address: 2121 Oak Valley Drive,
 Ann Arbor, MI 48103
Website: www.usahockey.com/ntdp
Arena Press Box: (734) 327-9251, ext. 25

Notre Dame-USA Under-18 Team Series Notes

The two teams have met twice in exhibition play (2001, 2003) with the Irish winning both games ... on Nov. 14, 2003, the Irish shut out the Under-18 team by a 4-0 margin ... David Brown recorded the shutout, making 28 saves ... Jordan Pearce stopped 35 of 39 Notre Dame shots in the game ... U.S. Under-18 alums had strong games for the Irish in the win - Rob Globke (two assists), Brett Lebda (a goal and an assist), Tim Wallace (a goal), Michael Bartlett (an assist) and Noah Babin (an assist) ... the Irish won their first meeting on Dec. 21, 2001, a 3-2 victory ... current Notre Dame players Tim Wallace and Noah Babin have played against the Irish (2001) as members of the Under-18 team ... in all, 13 former U.S. Under-18 Team alums have played at Notre Dame, including four this season - junior Tim Wallace and sophomores Noah Babin, Michael Bartlett and Josh Sciba.

USA Under-18

Team



Ron Rolston
 Head Coach

2004-05 ND/USA Game

Friday, Nov. 19 (7:35 p.m.)
 Joyce Center • Notre Dame, Ind.

The Series

Series Record
 Notre Dame leads 2-0-0

USA ... USA ... USA

Notre Dame meets the USA Under-18 for the third time in the all-time series ... the National Development Program is in its ninth season of developing hockey players ... last June, Ron Rolston became the fifth head coach in the Under-18 team's history following - Jeff Jackson, Mike Eaves, Moe Mantha and David Quinn.



Dan Fridgen
 Head Coach

Rensselaer Quick Facts

Location: Troy, New York 12180
Enrollment: 4,500
Nickname: Engineers
Colors: Cherry Red and White
Conference: Eastern Collegiate Athletic Association (ECAC)
Arena: Houston Field House
Capacity: 5,217
Head Coach: Dan Fridgen
 Overall Record: 183-154-30 (.540, 10 years)
 Record at Rensselaer: Same
 Office Phone: (518) 276-8534
2003-04 Record: 22-15-1
2003-04 ECAC Record: 13-8-1/4th
2003-04 Postseason: First Round ECAC
Letterwinners Returning/Lost: 20/7
Top Returners:
 Kevin Croxton, Jr., F (18-21-39)
 Kirk McDonald, Jr., F (15-19-34)
 Nick Economakos, Sr., F (10-20-30)

Rensselaer Sports Information

Hockey SID: Kevin Beattie
 Office Phone: (518) 276-2187
 SID Fax: (518) 276-2188
 E-Mail: beattk@rpi.edu
Address: AS + RC, 110 8th Street, Troy, NY
 12180-3590
Website: www.rpi.edu/dept/athletics
Arena Press Box: (518) 276-2661

Notre Dame-RPI Team Series Notes

Rensselaer Polytechnic Institute (RPI) has never played at the Joyce Center ... the two teams have met twice in the all-time series with RPI winning both contests ... the last meeting came on Dec. 30, 2000 in the third-place game of the Rensselaer/HSBC Holiday Tournament in Troy, N.Y. ... the Engineers won that game by a 6-2 score ... the Irish had lost in the opener of the tournament to St. Lawrence, 6-3 ... the first meeting between the two schools came on Dec. 29, 1988 at the RPI Tournament with the Engineers winning that game, 6-0 ... current Irish assistant coach Andy Slaggert was a senior on that team in 1988 ... the Irish are 0-4-1 in their last five games versus teams from the ECAC, losing last year to Cornell, 4-0, in the Everblades Collegiate Classic ... in 2002-03, the Irish lost twice to Yale and lost to Dartmouth and tied Vermont in the Dartmouth Holiday tournament ... ND's last win over an ECAC team came in the 2001-02 season when the Irish swept Princeton (2-1, 4-2) ... the Irish have played one other time on New Year's Day - Jan. 1, 2000, losing to Colorado College in the Norwest Cup tournament, 5-2.

Rensselaer

Engineers



2004-05 ND/RPI Games

Saturday, Jan. 1 (7:05 p.m.)
 Joyce Center • Notre Dame, Ind.
Sunday, Jan. 2 (5:05 p.m.)
 Joyce Center • Notre Dame, Ind.

The Series

Series Record
 Rensselaer leads 2-0-0

Rensselaer Roundup

The Engineers have won two NCAA titles in their history - 1954 and 1985 ... RPI competes in hockey at the Division I level and is Division III in all other athletic programs ... Dan Fridgen served as an assistant at RPI for three years before taking over as the head coach in 1994-95.



Michigan Tech

Huskies



Jamie Russell
Head Coach

Location: Houghton, Michigan 49931-1295
Enrollment: 6,612
Nickname: Huskies
Colors: Silver, Gold and Black
Conference: Western Collegiate Hockey Association (WCHA)
Arena: John J. MacInnes Ice Arena
Capacity: 4,200
Head Coach: Jamie Russell (Michigan Tech '89)
 Overall Record: 8-25-5 (.276, one season)
 Record at Michigan Tech: Same
 Office Phone: (906) 487-2104
2003-04 Record: 8-25-5
2003-04 WCHA Record: 6-19-3/10th
2003-04 Postseason: Lost first round WCHA playoffs
Letterwinners Returning/Lost: 19/9

Top Returners:

Chris Conner, Jr., F (25-14-39)
 Colin Murphy, Sr., F (15-17-32)
 Taggart Desmet, Jr., F (12-14-26)

Michigan Tech Sports Information

Hockey SID: Dave Fischer
 Office Phone: (906) 487-2350
 Home Phone: (906) 487-5525
 SID Fax: (906) 487-3062
 E-Mail: phc@athletics.wisc.edu
Mailing Address: SDC, Room 233, 1400 Townsend Drive, Houghton, MI 49931-1295
Website: www.michigantechhuskies.com
Arena Press Box: (906) 487-2337

Notre Dame-Michigan Tech Notes

Notre Dame and Michigan Tech meet for the first time since the 1993-94 season when the two schools faced each other in the Great Alaska Face-Off tournament and the Great Lakes Invitational ... Notre Dame beat the Huskies, 5-4, in the opening game of the Great Alaska Tournament and then lost to them, 8-6, in the third-place game at the Great Lakes Invitational ... the two teams met for the first time in a pair of games (Feb. 3-4) in 1921 (splitting the series - the Irish lost the first game, 7-2, and then won the second meeting, 3-2 ... the two teams met regularly from 1970 - 1981 as members of the WCHA ... current Irish assistant Layne LeBel played at Michigan Tech from 1990-94 ... the game in Green Bay is the first-ever for the Irish ... four current Notre Dame players played their junior hockey for the Green Bay Gamblers - senior defenseman Joe Zurenko, sophomore defensemen Noah Babin and Wes O'Neill and freshmen Victor Oreskovich (forward) and Dan VeNard (defensemen) ... LeBel also served as an assistant coach for the Gamblers.



2004-05 ND/MTU Game

Tuesday, Jan. 17 (6:35 p.m. CST)
 Resch Center • Green Bay, Wis.

The Series

Series Record

Michigan Tech leads 33-23-2

Huskies Happenings

The Huskies were 8-25-6 in head coach Jamie Russell's first season behind the bench ... Michigan Tech's offense is led by one of the WCHA's most talented players in forward Chris Conner who led the nation with eight short-handed goals among his 25 lamp-lighters in 2003-04 ... former NHL standout Randy McKay (Detroit, New Jersey) returns to his alma mater as an assistant coach this season. McKay is a 1988 graduate of Michigan Tech.

Wisconsin

Badgers



Mike Eaves
Head Coach

Location: Madison, Wisconsin 53711
Enrollment: 40,610
Nickname: Badgers
Colors: Cardinal and White
Conference: Western Collegiate Hockey Association (WCHA)
Arena: Kohl Center
Capacity: 15,237
Head Coach: Mike Eaves (Wisconsin '78)
 Overall Record: 35-36-12 (.494, two years)
 Record at Wisconsin: Same
 Office Phone: (608) 262-3932
2003-04 Record: 22-13-8
2003-04 WCHA Record: 14-7-7/3rd
2003-04 Postseason: Lost in finals of NCAA East regional
Letterwinners Returning/Lost: 21/8

Top Returners:

Robbie Earl, So., F (14-13-27)
 Ryan MacMurchy, Jr., F (15-13-28)
 Bernd Bruckler, Sr., G (19-10-8, 2.09 GAA, .924 sv%)

Wisconsin Sports Information

Hockey SID: Paul Capobianco
 Office Phone: (608) 263-1983
 Home Phone: (608) 233-1709
 SID Fax: (608) 262-8184
 E-Mail: phc@athletics.wisc.edu
Mailing Address: Wisconsin Sports Info., 1440 Monroe St., Madison, WI 53711
Website: www.uwbadgers.com
Arena Press Box: (608) 265-4336

Notre Dame-Wisconsin Notes

Notre Dame and Wisconsin played twice in the 2003-04 season at Madison ... the Irish tied the fourth-ranked Badgers, 2-2, in the opener and then took a 3-1 decision in the second game ... Morgan Cey made 36 saves in the tie while David Brown had 30 saves in the 3-1 victory ... the Irish are 6-14-5 all-time versus the Badgers at the Joyce Center ... the two teams will play the second game of the series at the Allstate Arena in Rosemont, Ill. ... Notre Dame has played there once (Jan. 18, 2003), dropping a 3-1 decision to Yale ... the last time the two teams played in South Bend was Feb. 27-28, 1981 in Notre Dame's final games in the WCHA ... the Irish won the opener, 4-2, and then lost the final game, 7-0 ... since Notre Dame left the WCHA (Wisconsin had a 28-10-4 record versus the Irish in WCHA action) following the 1980-81 season, the Irish and the Badgers have met seven times with Notre Dame holding a 4-2-1 edge in those games ... both team's head coaches are alumni of their respective schools — Dave Poulin (1978-82) at Notre Dame and Mike Eaves (1974-78) at Wisconsin.



2004-05 ND/UW Game

Friday, Jan. 21 (7:35 p.m.)
 Joyce Center • Notre Dame, Ind.
Saturday, Jan. 22 (7:05 p.m. CST)
 Allstate Arena • Rosemont, Ill.

The Series

Series Record

Wisconsin leads 36-17-6

Badger Notes

In his second season behind the Wisconsin bench, Mike Eaves returned the Badgers to the NCAA tournament for the first time since the 2000-01 season ... Wisconsin played in the East regional in 2004, defeating Ohio State, 1-0, before losing to Maine, 2-1 in the regional final ... the Badgers have won five national championships in the programs history (1973, 1977, 1981, 1983, 1990) ... prior to coming to Wisconsin, Eaves was the head coach of the U.S. Under-18 team from 2000-02.





School	W	L	T	First Game	Last Game
Air Force	20	12	2	1969	1993
Alabama-Huntsville	6	8	1	1984	1991
Alaska Anchorage	0	6	0	1985	1991
Alaska Fairbanks	14	16	3	1985	2004
Arizona	6	0	0	1988	1990
Army	7	8	0	1986	1996
Assumption	0	1	0	1923	1923
Boston College	8	14	2	1970	2004
Boston University	0	2	0	1971	1996
Bowdoin	0	1	0	1985	1985
Bowling Green	32	31	4	1970	2004
Brown University	1	0	0	1998	1998
Canadian Club/Chicago	0	1	0	1922	1922
Canisius	6	0	0	1988	1991
Carnegie Tech	1	0	0	1921	1921
Chicago Athletic Assoc.	0	1	0	1927	1927
Clarkson	1	1	0	1981	1981
Cleveland Athletic Club	0	2	0	1913	1913
Colgate	0	2	0	1985	1986
Colorado College	25	17	1	1970	2000
Cornell	3	1	0	1972	2004
Culver Military	5	0	1	1913	1926
Czechoslovakia	0	1	0	1973	1973
Dartmouth	0	2	0	1972	2003
Dayton	2	0	0	1988	1988
Denver	9	32	3	1971	2000
Detroit Hockey Club	1	0	0	1969	1969
Ferris State	14	31	5	1982	2004
Findlay	1	0	0	2004	2004
Guelph	0	1	0	1996	1996
Gustavus Adolphus	1	1	0	1969	1969
Hamilton	1	0	0	1970	1970
Harvard	2	5	0	1927	1979
Hawthorne	1	0	0	1987	1987
Holy Cross	2	1	0	1985	1990
Illinois Athletic Club	0	1	0	1924	1924
Illinois-Chicago	11	11	3	1980	1996
Illinois Hockey Club	4	0	0	1969	1984
Illinois State	2	0	0	1984	1984
Iowa State	3	2	0	1984	1985
Kent State	13	11	4	1986	1994
Lake Forest	28	12	2	1969	1992
Lake Superior State	16	21	3	1982	2004

School	W	L	T	First Game	Last Game
Maine	3	1	0	1992	2004
Marquette	6	0	0	1926	1985
Massachusetts (Amherst)	2	2	0	1995	2000
Massachusetts (Boston)	2	0	0	1991	1991
Mercyhurst	3	0	0	1988	1991
Merrimack	2	3	0	1970	1992
Miami (Ohio)	13	24	5	1982	2004
Michigan	41	55	5	1921	2004
Michigan-Dearborn	12	17	2	1984	1990
Michigan State	29	50	8	1922	2004
Michigan Tech	23	33	2	1921	1994
Minnesota	10	21	2	1925	2001
Minnesota-Duluth	17	9	3	1971	2003
Minnesota State-Mankato	4	1	0	1990	1997
Nebraska-Omaha	7	7	1	2000	2004
New Hampshire	0	4	0	1991	2000
Nicholas Club	1	0	0	1927	1927
North Dakota	16	15	1	1971	1999
North Dakota State	4	3	0	1986	1988
Northeastern	3	2	1	1971	2002
Northern Arizona	0	2	0	1986	1986
Northern Michigan	8	14	4	1982	2003
Northwestern	2	0	0	1984	1984
Ohio University	5	2	1	1969	1970
Ohio State	21	20	6	1969	2004
Pennsylvania	1	0	0	1970	1970
Penn State	3	0	1	1984	1985
Pittsburgh Athletic Club	0	2	0	1924	1924
Pittsburgh Hockey Club	0	0	1	1927	1927
Purdue Hockey Club	1	0	0	1969	1969
Princeton	2	9	0	1985	2002
Ramsey Tech	1	0	0	1923	1923
Rochester Inst. of Tech.	2	2	0	1989	1990
Rensselaer	0	2	0	1989	2001
St. Cloud State	5	5	0	1989	1998
St. Francis-Xavier (Canada)	1	0	0	1995	1995
St. John's	3	0	0	1969	1987
St. Lawrence	2	1	0	1972	2001
St. Louis	1	2	0	1973	1974
St. Mary's	2	2	1	1969	1970
St. Norbert's	4	0	0	1984	1984
St. Thomas	9	5	1	1923	1987
Salem State	1	0	0	1970	1970
SUNY-Plattsburgh	0	2	0	1986	1986
Toronto (Canada)	2	0	0	2002	2003
Union College	1	2	0	2000	2002
U.S. Internationals	0	2	0	1980	1980
U.S. Nationals	0	2	0	1971	1971
U.S. Under-18 Team	2	0	0	2002	2004
Vermont	1	0	1	2000	2003
Villanova	2	0	0	1988	1988
Waterloo (Canada)	2	0	0	1994	1995
Wayne State	1	0	0	2001	2001
Western Michigan	22	32	4	1978	2004
Western Ontario	1	0	0	1998	1998
Windsor (Canada)	2	1	1	1969	1988
Wisconsin	16	36	7	1922	2004
Wisconsin-Stevens Point	2	3	0	1987	1991
Yale	1	5	0	1927	2003
York (Canada)	2	0	0	1982	1982



Notre Dame and Michigan have squared off 101 times on the ice prior to the 2004-05 season. The Irish swept the Wolverines at the Joyce Center last season for the first Notre Dame sweep of Michigan since March 5-6, 1982. The teams meet four times during the 2004-05 season, including once in Fort Wayne, Ind., the first Irish hockey appearance ever at the Allen County War Memorial Coliseum.

Notes: 2004-05 opponents and potential opponents in bold ... years for first and last game indicate the end of the season (i.e. 1992-93 is listed as "1993").





Josh Sciba (left) and T.J. Jindra (right) helped the Irish snap a four-game losing streak to Alaska Fairbanks in 2003-04. The Irish picked up a win (3-2) and a tie (2-2) versus the Nanooks in January of 2004. The two teams will meet this season in Fairbanks over the Thanksgiving holiday.



Alaska Fairbanks

Series: UAF leads, 16-14-3 (33 games)
At Notre Dame: ND leads, 8-5-1
At Alaska Fairbanks: UAF leads, 11-5-2
At Neutral Sites: ND leads, 1-0-0
Overtime Wins: UAF 1, ND 0
One-Goal Wins: UAF 6, ND 5
Last-Minute Wins: UAF 1 ('97-'98), ND 0
Series Continuous Since: 1990-91
Current Streak: ND, 1-0-1 in last two games

YEAR	SITE	W	L	T	RESULT
1984-85	Notre Dame		L		4-6
1985-86	Alaska-Fairbanks		L		2-9
	Alaska-Fairbanks		L		4-8
1990-91	Alaska-Fairbanks		L		3-4
	Alaska-Fairbanks		L		0-2
	Anch., Alaska (N)	W			4-3
1991-92	Alaska-Fairbanks		L		2-4
1993-94	Alaska-Fairbanks		L		5-6
1994-95	Notre Dame		L		4-5
1995-96	Alaska-Fairbanks	W			7-4
	Alaska-Fairbanks		L		4-6
	Alaska-Fairbanks		L		4-7
1996-97	Notre Dame	W			3-1
	Notre Dame		L		4-5
	Notre Dame	W			6-2
1997-98	Alaska-Fairbanks	W			4-2
	Alaska-Fairbanks (OT)	L			2-3
	Alaska-Fairbanks	W			5-1
1998-99	Notre Dame	W			6-2
	Notre Dame	W			6-1
	Notre Dame	W			5-2
1999-00	Notre Dame	W			1-0
	Notre Dame	W			3-2
	Alaska-Fairbanks	W			2-1
	Alaska-Fairbanks (OT)		T		3-3
2000-01	Alaska-Fairbanks (OT)		T		4-4
	Alaska-Fairbanks	W			3-1
2001-02	Notre Dame		L		5-7
	Notre Dame		L		5-6
2002-03	Alaska Fairbanks		L		3-4
	Alaska Fairbanks		L		4-5
2003-04	Notre Dame	W			3-2
	Notre Dame			T	2-2

SERIES SCORING	TOTAL	AVG.
Notre Dame	122	3.70
Alaska Fairbanks	120	3.64

SERIES RECORDS

ND Most Goals (Game): 7, in '95-'96 (7-4)
ND Widest Margin: 5, in '98-'99
UAF Most Goals (Game): 9, in 1985-86 (9-2)
UAF Widest Margin: 7, in 1985-86 (9-2)
High-Scoring Game: 12, in 1985-86 (UAF 8-4) 12, in 2001-02 (UAF 7-5)
Low-Scoring Game: 1, in 1999-2000 (ND 1-0)
Longest ND Win Streak: 7 games, ('97-'00)
Longest UAF Win Streak: 5 games ('84-'91)
Shutouts By: UAF 1 ('90-'91), ND 1 ('99-'00)

Boston College

Series: BC leads, 14-8-2 (24 games)
At Notre Dame: BC leads, 6-1-1
At Boston College: Series tied, 7-7-1
At Neutral Sites: BC leads, 1-0-0
One-Goal Wins: ND 3, BC 2
Last-Minute Wins: None
Series Continuous Since: 1994-95
Current Streak: BC, 6-1-2 in last 9 games, 10-2-2 last 14

YEAR	SITE	W	L	T	RESULT
1969-70	Boston College		L		3-7
	Notre Dame		L		4-7
1970-71	Boston College	W			5-3
1971-72	Boston College	W			14-3
	Boston College	W			7-4
1972-73	Boston College		L		4-11
1973-74	Notre Dame		L		3-4
1974-75	Boston College	W			7-4
1975-76	Notre Dame	W			6-5
1976-77	Boston College	W			7-4
1977-78	Notre Dame		L		4-8
1978-79	Boston College		L		5-10
1988-89	Boston College		L		5-7
1990-91	Boston College		L		1-8
1994-95	Boston College	W			3-2
1995-96	Notre Dame		L		5-7
1996-97	Boston College		L		1-6
1997-98	Notre Dame		L		2-3
1998-99	Boston College (OT)			T	5-5
2000-01	Omaha, Neb.		L		1-4
	Notre Dame		L		3-5
2001-02	Boston College		L		1-4
2002-03	Notre Dame (OT)			T	3-3
2003-04	Boston College	W			1-0

SERIES SCORING	TOTAL	AVG.
Notre Dame	100	4.17
Boston College	124	5.17

SERIES RECORDS

ND Most Goals (Game): 14, in 1971-72 (14-3)
ND Widest Margin: 11, in 1971-72 (14-3)
BC Most Goals (Game): 11, in 1972-73 (11-4)
BC Widest Margin: 7, in 1972-73 (11-4)
High-Scoring Game: 17, in 1971-72 (ND 14-3)
Low-Scoring Game: 1, in '03-'04, ND (1-0)
Longest ND Win Streak: 3 games (2 times)
Longest BC Win Streak: 4 games ('77-'91)
Shutouts By: ND 1 ('03-'04), BC 0

Bowling Green

Series: ND leads, 32-31-4 (67 games)
At Notre Dame: ND leads, 18-11-3
At Bowling Green: BG leads 20-13-1
At Neutral Sites: ND leads, 1-0-0
Overtime Wins: BG 5, ND 2
One-Goal Wins: ND 11, BG 10
Last-Minute Wins: BG 3, ND 1
Series Continuous Since: 1992-93
Current Streak: ND, 8-2-0 in last 10 games

YEAR	SITE	W	L	T	RESULT
1969-70	Bowling Green	W			9-3
	Notre Dame (OT)			T	4-4
1970-71	Bowling Green		L		1-5
	Notre Dame		L		2-3
1972-73	Bowling Green		L		5-9
	Notre Dame	W			9-3
1973-74	Notre Dame	W			7-4
	Bowling Green		L		3-8
1974-75	Notre Dame	W			6-2
	Notre Dame	W			8-7
1975-76	Bowling Green		L		0-5
	Bowling Green	W			5-4
1976-77	Notre Dame	W			6-1
	Notre Dame (OT)		L		5-6
1977-78	Bowling Green		L		1-5
1978-79	Notre Dame		L		2-5
1979-80	Bowling Green	W			5-2
1980-81	Notre Dame		L		3-4
	Bowling Green	W			3-2
1981-82	Notre Dame (OT)	W			9-8
	Notre Dame (OT)		L		7-8
	Detroit, Mich. (N)	W			8-5
1982-83	Bowling Green		L		2-12
	Bowling Green		L		3-12
	Notre Dame (OT)			T	4-4
	Notre Dame	W			5-3
	Bowling Green		L		3-8
	Bowling Green		L		2-7
1992-93	Bowling Green		L		2-5
	Bowling Green		L		4-7
	Notre Dame (OT)		L		3-4
1993-94	Notre Dame	W			2-1
	Bowling Green		L		2-8
	Notre Dame	W			4-1
1994-95	Bowling Green		L		1-7
	Notre Dame		L		1-5
	Bowling Green		L		1-3
	Bowling Green		L		2-7
	Bowling Green		L		4-5





Left wing Chad Chipchase netted a memorable second-period hat trick in a span of 7:52 at Ferris State on Nov. 22, 1997 (the Bulldogs rallied for a 4-3 win).

YEAR	SITE	W	L	T	RESULT
1995-96	Notre Dame	L	3-4		
	Notre Dame (OT)	L	3-4		
	Bowling Green	L	2-8		
1996-97	Bowling Green	W	7-5		
	Bowling Green	W	5-3		
	Notre Dame	L	2-3		
1997-98	Notre Dame	W	2-1		
	Bowling Green (OT)	W	5-4		
	Notre Dame (OT)	T	1-1		
1998-99	Notre Dame	W	6-2		
	Bowling Green	W	4-1		
	Bowling Green	L	1-5		
1999-00	Notre Dame	W	5-3		
	Bowling Green (OT)	T	1-1		
2000-01	Notre Dame	W	3-2		
	Notre Dame	W	5-3		
2001-02	Bowling Green	W	6-3		
	Bowling Green	L	2-4		
	Notre Dame	W	4-3		
	Notre Dame	W	4-1		
2002-03	Notre Dame	W	6-3		
	Notre Dame	W	5-2		
	Bowling Green	W	3-2		
	Bowling Green	W	3-2		
2003-04	Notre Dame	L	3-5		
	Bowling Green	W	3-0		
	Bowling Green (OT)	L	4-5		
	Notre Dame	W	3-0		

SERIES SCORING	TOTAL	AVG.
Notre Dame	254	3.79
Bowling Green	282	4.21

SERIES RECORDS
ND Most Goals (Game): 9, 3 times
ND Widest Margin: 6, in '69-'70, '72-'73
BG Most Goals (Game): 12, twice in '82-'83
BG Widest Margin: 10, in 1982-83 (12-2)
High-Scoring Game: 17, in 1981-82 (ND 9-8)
Low-Scoring Game: 2, in '97-'98, '99-'00 (1-1)
Longest ND Win Streak: 6 games ('01-'03)
Longest BG Win Streak: 8 games ('94-'96)
Shutouts By: BG 1 ('75-'76), ND 2 ('03-'04)

Ferris State

Series: FSU leads, 31-14-5 (50 games)
At Notre Dame: FSU leads, 17-8-3
At Ferris State: FSU leads, 12-6-2
At Neutral Sites: FSU leads, 2-0-0
Overtime Wins: FSU 2, ND 0
One-Goal Wins: FSU 7, ND 5
Last-Minute Wins: None
Series Continuous Since: 1988-89
Current Streak: ND, 2-0-1 in last 3 games

YEAR	SITE	W	L	T	RESULT
1981-82	Notre Dame	L	0-3		
	Notre Dame	L	2-6		
	Ferris State	W	5-4		
	Ferris State	W	6-0		
1982-83	Ferris State (OT)			T	7-7
	Ferris State	L	5-7		
1988-89	Ferris State	L	2-4		
	Notre Dame	L	1-11		
1989-90	Ferris State	L	5-7		
	Notre Dame	L	2-7		
1990-91	Notre Dame	L	2-7		
	Ferris State	L	4-5		
1991-92	Ferris State	L	0-4		
	Ferris State	L	3-5		
1992-93	Ferris State	L	3-9		
	Notre Dame	L	4-5		
	Notre Dame	W	3-2		
1993-94	Ferris State (OT)	L	2-3		
	Notre Dame	L	6-10		
	Ferris State	W	8-3		
1994-95	Notre Dame	W	2-1		
	Notre Dame	L	1-4		
	Ferris State	W	7-2		
1995-96	Ferris State	W	4-3		
	Notre Dame (OT)			T	3-3
	Notre Dame	L	3-6		
1996-97	Notre Dame	L	1-5		
	Ferris State	L	2-3		
	Ferris State	L	2-6		
1997-98	Notre Dame (OT)			T	5-5
	Ferris State	L	3-4		
	Notre Dame	W	7-1		
1998-99	Ferris State	W	5-3		
	Gr. Rapids, Mich. (N)	L	2-4		
	Notre Dame	L	0-1		
1999-00	Ferris State	L	1-4		
	Gr. Rapids, Mich. (N)	L	2-4		
	Notre Dame	W	4-3		
	Notre Dame	L	1-6		
	Notre Dame	W	4-2		
2000-01	Notre Dame	L	2-4		
	Notre Dame (OT)	L	2-3		
2001-02	Notre Dame	W	5-2		
	Notre Dame (OT)			T	3-3
2002-03	Notre Dame	L	2-5		
	Notre Dame	L	1-4		
	Ferris State	L	3-6		
	Ferris State (OT)			T	4-4
2003-04	Notre Dame	W	4-2		
	Notre Dame	W	4-1		

SERIES SCORING	TOTAL	AVG.
Notre Dame	159	3.18
Ferris State	213	4.26

SERIES RECORDS
ND Most Goals (Game): 8, in 1993-94 (8-3)
ND Widest Margin: 6, in '81-'82, '97-'98
FSU Most Goals (Game): 11, in 1988-89 (11-1)
FSU Widest Margin: 10, in 1988-89 (11-1)
High-Scoring Game: 16, in 1993-94 (FSU 10-6)
Low-Scoring Game: 1, in '98-'99 (FSU 1-0)
Longest ND Win Streak: 2 games (4 times)
Longest FSU Win Streak: 11 games ('82-'93)
Shutouts By: ND 1 ('81-'82), FSU 3 ('81-'82, '91-'92, '98-'99)



Lake Superior State

Series: LSSU leads, 21-16-3 (40 games)
At Notre Dame: ND leads, 10-7-3
At Lake Superior State: LSSU leads, 12-6-0
At Neutral Sites: LSSU leads, 2-0-0
Overtime Wins: LSSU 2, ND 1
One-Goal Wins: LSSU 7, ND 5
Last-Minute Wins: LSSU 2, ND 1
Series Continuous Since: 1992-93
Current Streak: ND, 8-1-1 in last 10 games

YEAR	SITE	W	L	T	RESULT
1981-82	Notre Dame	W	5-1		
	Notre Dame	W	5-1		
1982-83	Lake Superior	W	7-3		
	Lake Superior	L	3-4		
1992-93	Notre Dame	L	5-6		
	Notre Dame	L	3-6		
	Lake Superior	L	1-4		
1993-94	Lake Superior (OT)	W	5-4		
	Lake Superior	L	1-6		
	Fairbanks, Alaska (N; OT)	L	1-2		
	Notre Dame	L	1-2		
1994-95	Notre Dame	L	3-6		
	Auburn Hills, Mich. (N)	L	4-7		
	Lake Superior	L	3-6		
1995-96	Notre Dame	W	6-3		
	Notre Dame	L	1-3		
	Lake Superior	L	3-6		
1996-97	Notre Dame	L	3-4		
	Lake Superior	L	3-6		
	Lake Superior	L	0-4		
1997-98	Notre Dame	L	2-4		
	Notre Dame (OT)			T	3-3
	Lake Superior (OT)	L	1-2		
1998-99	Notre Dame	W	4-2		
	Lake Superior	W	4-3		
	Lake Superior	L	1-3		
1999-00	Notre Dame	W	2-1		
	Notre Dame (OT)			T	1-1
2000-01	Lake Superior	L	1-2		
	Lake Superior	L	1-4		
2001-02	Notre Dame	W	7-0		
	Notre Dame	W	5-2		
	Lake Superior	W	3-1		
	Lake Superior	W	6-0		
2002-03	Notre Dame	W	3-2		
	Notre Dame	W	6-3		
2003-04	Notre Dame	W	5-3		
	Notre Dame (OT)			T	2-2
	Lake Superior	L	0-3		
	Lake Superior	W	2-1		

SERIES SCORING	TOTAL	AVG.
Notre Dame	122	3.05
Lake Superior	126	3.15

SERIES RECORDS
ND Most Goals (Game): 7, in '82-'83 (7-3), '01-'02 (7-0)
ND Widest Margin: 7, in 2001-02 (7-0)
LSSU Most Goals (Game): 7, in 1994-95 (7-4)
LSSU Widest Margin: 5, in 1993-94 (6-1)
High-Scoring Game: 11, in '85-'86, '94-'95
Low-Scoring Game: 2, in '99-'00 (1-1)
Longest ND Win Streak: 7 games ('01-'04)
Longest LSSU Win Streak: 6 games ('93-'95)
Shutouts By: ND 2 (2001-02), LSSU 2 ('96-'97, '03-'04)



Miami (Ohio)

Series: Miami leads, 24-13-5 (42 games)

At Notre Dame: Miami leads, 10-6-4

At Miami: Miami leads, 12-7-1

At Neutral Sites: Miami leads, 2-0-0

Overtime Wins: Miami 1, ND 1

One-Goal Wins: Miami 7, ND 4

Last-Minute Wins: Miami 3, ND 1

Series Continuous Since: 1992-93

Current Streak: Miami, two games (2-0-0)

YEAR	SITE	W	L	T	RESULT
1981-82	Notre Dame	W			5-4
	Notre Dame	W			6-4
1982-83	Notre Dame		L		4-5
	Notre Dame	W			9-6
	Miami		L		2-9
	Miami	W			6-4
1992-93	Miami		L		4-6
	Miami		L		3-6
	Notre Dame		L		2-8
1993-94	Cincinnati, Ohio (N)		L		1-3
	Notre Dame		L		2-3
	Notre Dame		L		5-6
1994-95	Notre Dame			T	0-0
	Cincinnati, Ohio (N)		L		5-8
	Miami		L		3-5
1995-96	Notre Dame			T	2-2
	Notre Dame		L		3-6
	Miami	W			5-2
1996-97	Miami		L		1-2
	Miami		L		3-4
	Notre Dame		L		3-6
1997-98	Miami		L		4-5
	Notre Dame		L		1-3
	Notre Dame			T	2-2
1998-99	Notre Dame	W			2-0
	Miami (OT)		L		2-3
	Miami	W			4-2
1999-00	Notre Dame	W			5-2
	Notre Dame			T	2-2
2000-01	Miami	W			5-2
	Miami (OT)			T	1-1
	Notre Dame		L		2-5
	Notre Dame		L		1-4
2001-02	Miami (OT)	W			4-3
	Miami		L		3-7
2002-03	Notre Dame		L		1-3
	Notre Dame	W			2-1
	Miami		L		2-4
	Miami	W			1-0
	Miami	W			5-0
2003-04	Miami		L		2-5
	Miami		L		0-2

SERIES SCORING	TOTAL	AVG.
Notre Dame	124	2.95
Miami	155	3.69

SERIES RECORDS

ND Most Goals (Game): 9, in 1982-83 (9-6)

ND Widest Margin: 5, in 2002-03 (5-0)

MU Most Goals (Game): 9, in 1982-83 (9-2)

MU Widest Margin: 7, in 1982-83 (9-2)

High-Scoring Game: 15, in 1982-83 (ND 9-6)

Low-Scoring Game: 0, in 1994-95 (0-0)

Longest ND Win Streak: 2 games (three times)

Longest MU Win Streak: 6 games (1992-94)

Shutouts By: ND 4 ('98-'99, '02-'03), MU 2 ('94-'95, '03-'04)



Irish goaltender Morgan Cey turned in back-to-back shutouts in the first round of the CCHA playoffs at Miami in 2002-03. His 1-0 shutout in game two and 5-0 shutout in game three marked the first time any Notre Dame goaltender ever had recorded consecutive shutouts.

Michigan

Series: Michigan leads, 55-41-5 (101 games)

At Notre Dame: Notre Dame leads, 20-19-2

At Michigan: Michigan leads, 30-20-3

At Neutral Sites: Michigan leads, 6-1-0

Overtime Wins: Michigan 4, ND 4

One-Goal Wins: Michigan 15, ND 13

Last-Minute Wins: Michigan 1, ND 0

Series Continuous Since: 1991-92

Current Streak: Notre Dame, 3-0-0 in last 3 games

YEAR	SITE	W	L	T	RESULT
1921-22	Michigan (OT)	W			3-2
	Notre Dame	W			7-4
1922-23	Michigan	W			3-2
	Notre Dame	W			6-1
1923-24	Michigan		L		1-3
1970-71	Michigan	W			4-2
	Michigan	W			5-4
1971-72	Michigan (OT)		L		5-6
	Michigan		L		5-6
	Notre Dame	W			7-2
	Notre Dame	W			9-4
1972-73	Notre Dame	W			5-2
	Notre Dame	W			8-5
	Michigan	W			3-2
	Michigan	W			4-3
1973-74	Michigan		L		4-6
	Michigan	W			2-0
	Notre Dame	W			4-2
	Notre Dame		L		2-4
1974-75	Michigan (OT)	W			5-4
	Michigan (OT)		L		4-5
	Michigan		L		4-7
	Michigan	W			7-4
1975-76	Notre Dame	W			5-3
	Notre Dame		L		6-9
	Michigan (OT)	W			4-3
	Michigan		L		3-10
	Michigan		L		3-8
	Michigan	W			5-4
1976-77	Michigan		L		6-7
	Michigan	W			6-5
	Notre Dame	W			4-3
	Notre Dame	W			7-3
1977-78	Notre Dame		L		3-5
	Notre Dame		L		5-7
	Michigan	W			7-4
	Michigan	W			5-1

1978-79	Notre Dame	W			7-3
	Notre Dame	W			6-3
	Michigan		L		4-6
	Michigan	W			10-7
1979-80	Notre Dame		L		4-7
	Notre Dame	W			11-9
	Michigan (OT)	W			5-4
	Michigan			T	5-5
	Michigan	W			8-3
	Michigan			L	3-4
1980-81	Notre Dame		L		3-4
	Notre Dame		L		6-7
	Michigan		L		5-12
	Michigan		L		4-8
1981-82	Detroit, Mich. (N)	W			6-2
	Michigan	W			9-4
	Michigan			T	2-2
	Notre Dame	W			6-5
	Notre Dame	W			5-3
1982-83	Michigan	W			9-5
	Michigan		L		4-5
	Detroit, Mich. (N)		L		3-12
1988-89	Notre Dame		L		2-6
	Michigan		L		2-5
1991-92	Notre Dame		L		3-4
	Michigan		L		5-8
1992-93	Michigan		L		1-6
	Auburn Hills, Mich. (N)		L		1-5
	Notre Dame		L		1-7
	Michigan		L		2-7
	Michigan		L		2-13
1993-94	Detroit, Mich. (N)		L		3-8
	Notre Dame		L		1-6
	Auburn Hills, Mich. (N)		L		1-3
1994-95	Michigan		L		2-11
	Auburn Hills, Mich. (N)		L		3-9
	Notre Dame	W			6-3
1995-96	Michigan		L		1-11
	Notre Dame		L		1-4
	Auburn Hills, Mich. (N)		L		1-3
1996-97	Notre Dame		L		3-6
	Michigan		L		1-3
	Michigan		L		1-6
1997-98	Notre Dame		L		2-7
	Michigan (OT)		L		4-5
	Notre Dame		L		0-1
	Michigan	W			4-2
	Michigan (OT)		L		1-2
	Michigan		L		3-4



1998-99	Notre Dame		T	2-2
	Michigan	L		0-1
	Notre Dame	W		3-2
1999-00	Notre Dame	L		3-5
	Notre Dame	L		1-6
2000-01	Michigan	L		0-9
	Michigan (OT)		T	4-4
2001-02	Notre Dame (OT)		T	3-3
	Notre Dame	L		1-2
2002-03	Michigan	L		2-4
	Michigan	W		4-3
2003-04	Notre Dame	W		4-1
	Notre Dame	W		5-2

SERIES SCORING	TOTAL	AVG.
Notre Dame	384	3.88
Michigan	489	4.94

SERIES RECORDS

ND Most Goals (Game): 11, in 1979-80 (11-9)
ND Widest Margin: 5, 5 times
UM Most Goals (Game): 13, twice
UM Widest Margin: 11, twice
High-Scoring Game: 20, in '79-'80 (ND 11-9)
Low-Scoring Game: 1, in 1997-98 (UM 1-0)
Longest ND Win Streak: 6 games ('71-'73)
Longest UM Win Streak: 18 games ('82-'95)
Shutouts By: ND 1 ('73-'74), UM 3 ('00-'01)



The curse of Yost Arena came to an end for the Irish on Nov. 23, 2002 when Notre Dame defeated Michigan by a 4-3 score. Rob Globke led the way with two goals including the game winner at 16:20 of the third period. Notre Dame had not won a regular-season game at Yost Arena since October of 1982 (an 0-14-1 record).

Michigan State

Series: MSU leads, 51-29-8 (88 games)
At Notre Dame: MSU leads, 19-16-6
At Michigan State: MSU leads, 30-13-2
At Neutral Sites: MSU leads, 2-0-0
Overtime Wins: MSU 1, ND 1
One-Goal Wins: MSU 11, ND 10
Last-Minute Wins: MSU 2, ND 0
Series Continuous Since: 1992-93
Current Streak: MSU, 8-1-3 in last 12

YEAR	SITE	W	L	T	RESULT
1921-22	Michigan State	W			3-1
	Michigan State	W			12-0
1926-27	Michigan State	W			3-1
1970-71	Notre Dame	L			5-10
	Notre Dame	W			4-3
	Michigan State	L			3-6
	Michigan State	L			4-6
1971-72	Michigan State	L			2-8
	Michigan State	L			1-4
	Notre Dame (OT)	L			8-9
	Notre Dame	W			6-2
1972-73	Notre Dame	W			8-5
	Notre Dame	W			13-5
	Michigan State	L			2-10
	Michigan State	W			6-5
1973-74	Michigan State	L			5-8
	Michigan State	L			5-9
	Notre Dame	W			8-3
	Notre Dame	L			2-4
1974-75	Michigan State	L			3-5
	Michigan State (OT)			T	4-4
	Notre Dame	L			3-7
	Notre Dame	L			0-7
1975-76	Michigan State	L			2-6
	Michigan State	L			2-3
	Notre Dame	L			6-7
	Notre Dame	W			5-2
1976-77	Notre Dame	W			7-3
	Notre Dame	L			5-7
	Michigan State	W			5-2
	Michigan State	W			10-3
1977-78	Notre Dame	W			4-3
	Notre Dame	W			10-2
	Michigan State	W			2-0
	Michigan State	L			2-3
1978-79	Notre Dame	W			9-1
	Notre Dame	W			5-4
	Michigan State	W			3-2
	Michigan State	L			3-6
1979-80	Notre Dame	L			4-5
	Notre Dame	W			5-3
	Michigan State	L			6-7
	Michigan State	W			9-5
1980-81	Notre Dame (OT)	W			4-3
	Notre Dame	L			0-1
	Michigan State	W			4-2
	Michigan State	W			4-2
1981-82	Michigan State	L			2-4
	Notre Dame	L			4-8
	Michigan State	L			2-5
	Notre Dame	W			3-2
	Detroit, Mich. (N)	L			1-4
1982-83	Notre Dame	W			3-2
	Notre Dame	L			3-7
1992-93	Notre Dame	L			4-8
	Michigan State	L			1-5
	Michigan State	L			2-5
1993-94	Michigan State	L			0-3
	Notre Dame (OT)			T	1-1
	Notre Dame (OT)			T	1-1
1994-95	Michigan State	L			1-4
	Notre Dame	L			3-8
	Michigan State	L			1-4
1995-96	Michigan State	L			2-6
	Michigan State	L			1-7
	Notre Dame (OT)			T	4-4
1996-97	Michigan State	L			3-4
	Notre Dame	L			0-3
	Notre Dame	L			2-3
1997-98	Notre Dame	L			1-5
	Michigan State	W			6-1

	Michigan State	L			1-3
1998-99	Notre Dame (OT)			T	2-2
	Michigan State	L			0-1
	Michigan State	L			1-3
1999-00	Notre Dame	W			1-0
	Michigan State	L			1-4
	Notre Dame (OT)			T	2-2
	Michigan State	W			3-5
	Detroit, Mich. (N)	L			0-4
2000-01	Notre Dame	L			1-5
	Notre Dame	L			2-3
2001-02	Michigan State	L			0-2
	Michigan State	W			3-2
2002-03	Notre Dame	L			1-2
	Notre Dame (OT)			T	3-3
2003-04	Michigan State	L			1-3
	Michigan State (OT)			T	3-3

SERIES SCORING	TOTAL	AVG.
Notre Dame	308	3.50
Michigan State	355	4.03

SERIES RECORDS

ND Most Goals (Game): 13, in 1972-73 (13-5)
ND Widest Margin: 11, in 1922-23 (11-0)
MSU Most Goals (Game): 10, in 1972-73 (10-2)
MSU Widest Margin: 8, in 1972-73 (10-2)
High-Scoring Game: 18, in 1972-73 (ND 13-5)
Low-Scoring Game: 1, in '80-'81 (MSU 1-0) and '99-'00 (ND 1-0)
Longest ND Win Streak: 5 games (1976-78)
Longest MSU Win Streak: 5 games (4 times)
Shutouts By: MSU 7, ND 3



The Five Assists Club

Steve Curry (above) became the first Irish hockey player to record five assists in a game, doing so on Feb. 8, 1974, in an 8-3 victory over Michigan State, at the Joyce Center.

Jack Brownschidle tied the mark three years later – also versus Michigan State – in a 10-3 victory over the Spartans in East Lansing (Jan. 5, 1977).

The five-assist mark has been equaled three other times, last by Jamie Ling during the 1994-95 season.



Michigan Tech

Series: Michigan Tech leads, 27-20-2 (49 games)

At Notre Dame: MTU leads, 9-7-0

At Houghton: MTU leads, 16-12-2

Neutral Sites: MTU leads 2-1-0

Overtime Wins: ND 3, MTU 2

One-Goal Wins: MTU 10, ND 5

Series Continuous Since: First Meeting since 1993-94

Current Streak: MTU won last meeting

YEAR	SITE	W	L	T	RESULT
1921-22	Houghton	W			4-1
	Houghton (OT)	W			2-1
1922-23	Houghton	W			5-2
	Houghton	W			5-1
1926-27	Houghton		L		0-4
	Houghton		L		3-4
1970-71	Houghton		L		2-5
	Houghton		L		4-5
1971-72	Notre Dame		L		3-9
	Notre Dame(OT)	W			6-5
	Detroit, MI (N)		L		3-6
1972-73	Houghton		L		5-8
	Houghton	W			6-1
1973-74	Houghton	W			8-4
	Houghton (OT)			T	2-2
	Notre Dame	W			7-1
	Notre Dame		L		5-7
	Houghton		L		2-4
	Houghton (OT)			T	2-2
1974-75	Notre Dame		L		2-3
	Notre Dame		L		2-8
	Houghton		L		3-7
	Houghton		L		1-10
	Houghton		L		0-2
	Houghton		L		3-6
1975-76	Houghton		L		3-5
	Houghton		L		5-6
	Notre Dame		L		6-7
	Notre Dame	W			9-5
1976-77	Notre Dame	W			6-2
	Notre Dame	W			6-2
	Houghton	W			6-4
	Houghton		L		2-3
1977-78	Houghton	W			4-2
	Houghton		L		1-7
	Notre Dame (OT)		L		2-3
	Notre Dame	W			5-3
1978-79	Houghton (OT)	W			6-5
	Houghton		L		5-6
	Notre Dame		L		3-5
	Notre Dame	W			5-4
1979-80	Houghton	W			8-5
	Houghton	W			7-5
1980-81	Notre Dame (OT)		L		2-3
	Notre Dame		L		4-5
	Houghton	W			5-3
	Houghton		L		2-12
1993-94	Fairbanks, AK (N)	W			5-4
	Detroit, MI (N)		L		6-8

SERIES SCORING	TOTAL	AVG.
Notre Dame	198	4.04
Michigan Tech	222	4.53

SERIES RECORDS

ND Most Goals (Game): 9, in '75-'76 (9-5)

ND Widest Margin: 6, in 1973-74 (7-1)

MTU Most Goals (Game): 12, in 1980-81 (12-2)

MTU Widest Margin: 10, in 1980-81 (12-2)

High-Scoring Game: 14, three times, '75-'76, '80-'81, '93-'94

Low-Scoring Game: 2, in 1974-75 (MTU, 2-0)

Shutouts By: MTU 2, ND 0

Minnesota-Duluth

Series: ND leads, 17-9-3 (29 games)

At Notre Dame: ND leads, 6-5-1

At Minn.-Duluth: ND leads, 11-3-2

At Neutral Sites: UMD leads, 1-0-0

Overtime Wins: ND 1, UMD 0

One-Goal Wins: UMD 4, ND 2

Current Series Streak: ND is 1-0-1 in last two games

YEAR	SITE	W	L	T	RESULT
1970-71	Duluth (OT)			T	5-5
	Duluth		L		3-6
1971-72	Notre Dame		L		2-5
	Notre Dame		L		4-6
1972-73	Duluth	W			8-2
	Duluth	W			4-1
1973-74	Notre Dame	W			5-1
	Notre Dame	W			10-2
1974-75	Notre Dame	W			7-5
	Notre Dame (OT)			T	4-4
1975-76	Duluth (OT)	W			4-3
	Duluth		L		3-4
	Notre Dame	W			7-5
	Notre Dame	W			10-4
1976-77	Duluth	W			7-5
	Duluth	W			6-2
1977-78	Notre Dame	W			7-3
	Notre Dame		L		4-5
1978-79	Duluth	W			7-3
	Duluth	W			7-6
1979-80	Duluth	W			8-4
	Duluth	W			6-4
	Notre Dame		L		6-7
	Notre Dame		L		8-9
1980-81	Duluth	W			8-4
	Duluth		L		4-6
1989-90	Milwaukee, Wis.		L		1-9
2002-03	Duluth (OT)			T	2-2
	Duluth	W			5-3

SERIES SCORING	TOTAL	AVG.
Notre Dame	162	5.59
Minnesota-Duluth	125	4.31

SERIES RECORDS

ND Most Goals (Game): 10, in '73-'74 (10-2), '75-'76 (10-4)

ND Widest Margin: 8, in 1973-74 (10-2)

UMD Most Goals (Game): 9, in '79-'80 (9-8), '89-'90 (9-1)

UMD Widest Margin: 8, in 1989-90 (9-1)

High-Scoring Game: 17, in 1979-80 (UMD 9-8)

Low-Scoring Game: 5, in 1972-73 (ND 4, UMD 1)

Longest ND Win Streak: 5 games (twice)

Longest UMD Win Streak: 3 games (1970-72)

Shutouts By: None

Nebraska-Omaha

Series: UNO leads, 7-7-1 (15 games)

At Notre Dame: UNO leads, 3-3-0

At Omaha: Tied, 4-4-1

Overtime Wins: ND 1, UNO 1

One-Goal Wins: UNO 3, ND 2

Series Continuous Since: 1999-00

Current Streak: ND, 5-1-0 in last six

YEAR	SITE	W	L	T	RESULT
1999-00	Omaha (OT)			T	2-2
	Omaha		L		3-5
	Notre Dame		L		1-3
	Notre Dame	W			7-4
2000-01	Omaha		L		0-1
	Omaha	W			7-3
2001-02	Notre Dame		L		2-3
	Notre Dame		L		2-4
	Omaha (2OT)		L		2-3
	Omaha (OT)	W			2-1
	Omaha	W			2-1
2002-03	Omaha	W			5-3
	Omaha		L		3-5
2003-04	Notre Dame	W			4-2
	Notre Dame	W			2-0

SERIES SCORING	TOTAL	AVG.
Notre Dame	44	2.93
Nebraska-Omaha	40	2.67

SERIES RECORDS

ND Most Goals (Game): 7, in '99-'00 (7-4), '00-'01 (7-3)

ND Widest Margin: 4, in 2000-01 (7-3)

UNO Most Goals (Game): 5, twice

UNO Widest Margin: 8, in 1989-90 (9-1)

High-Scoring Game: 11, in 1999-00 (ND 7-4)

Low-Scoring Game: 1, in 2000-01 (UNO 1-0)

Shutouts By: UNO 1 ('00-'01), ND 1 ('03-'04)



Notre Dame picked up its first-ever win in Omaha, Neb., on Dec. 20, 2000 when the Irish downed Nebraska-Omaha, 7-3. Freshman defenseman Brett Lebda led the Notre Dame attack with a career-high five-point game (1g, 4a). In nine games in Omaha, the Irish are 4-4-1 versus the Mavericks.



Northern Michigan

Series: NMU leads, 16-10-4 (30 games)
At Notre Dame: NMU leads, 8-7-2
At No. Michigan: NMU leads, 7-3-2
At Neutral Sites: NMU leads, 1-0-0
Overtime Wins: NMU leads, 2-0-0
One-Goal Wins: NMU 7, ND 4
Last-Minute Wins: NMU 1, ND 0
Series Continuous Since: 1997-98
Current Streak: NMU, 2-0-0 in last 2 games

YEAR	SITE	W	L	T	RESULT
1981-82	Notre Dame		L		2-3
	Notre Dame		L		3-4
	No. Michigan		L		2-3
	No. Michigan		L		8-9
1982-83	Notre Dame		L		2-5
	Notre Dame		L		3-4
1997-98	No. Michigan	W			4-3
	Notre Dame	W			3-1
	Notre Dame	W			5-2
1998-99	No. Michigan (OT)			T	3-3
	Notre Dame (OT)			T	3-3
	Notre Dame	W			2-1
	Notre Dame	W			3-2
	Notre Dame		L		1-7
	Notre Dame		L		2-3
1999-00	No. Michigan (OT)			T	2-2
	No. Michigan		L		0-6
2000-01	Notre Dame		L		1-3
	Notre Dame (OT)			T	3-3
2001-02	No. Michigan	W			5-4
	No. Michigan		L		1-4
	Notre Dame	W			4-1
	Notre Dame		L		0-4
	Detroit, Mich. (N)		L		1-3
2002-03	No. Michigan	W			3-2
	No Michigan		L		1-4
2003-04	Notre Dame	W			5-1
	Notre Dame	W			4-2
	No. Michigan		L		3-4
	No. Michigan		L		0-1

SERIES SCORING	TOTAL	AVG.
Notre Dame	79	2.63
Northern Michigan	97	3.23

SERIES RECORDS

ND Most Goals (Game): 8, in 1981-82 (8-9)
ND Widest Margin: 3, in '97-'98 (5-2), in '01-'02 (4-1), in '02-'03 (4-1)
NMU Most Goals (Game): 9, in 1981-82 (9-8)
NMU Widest Margin: 6, in '98-'99 (7-1) and in '99-'00 (6-0)
High-Scoring Game: 17, in 1981-82 (NMU 9-8)
Low-Scoring Game: 31 in 2003-04 (NMU, 1-0)
Longest ND Win Streak: 3 games (1997-98)
Longest NMU Win Streak: 6 games (1981-83)
Shutouts: NMU 3, ND 0

Ohio State

Series: Notre Dame leads, 21-20-6 (47 games)
At Notre Dame: ND leads, 11-7-2
At Ohio State: OSU leads, 11-10-4
At Neutral Sites: OSU leads, 2-0-0
Overtime Wins: ND 3, OSU 2
One-Goal Wins: ND 7, OSU 7
Last-Minute Wins: OSU 1, ND 0
Series Continuous Since: 1992-93
Current Streak: OSU, 8-1-3 in last 12 games

YEAR	SITE	W	L	T	RESULT
1968-69	Ohio State	W			7-1
1969-70	Ohio State (OT)		L		3-4
1969-70	Notre Dame	W			6-3
	Notre Dame	W			7-1
1981-82	Ohio State	W			7-5
	Ohio State (OT)			T	4-4
	Notre Dame	W			6-4
	Notre Dame	W			6-3
1982-83	Notre Dame		L		3-6
	Notre Dame		L		5-6
	Ohio State	W			6-3
	Ohio State		L		1-8
1992-93	Ohio State	W			5-4
	Notre Dame	W			3-1
	Notre Dame	W			4-0
1993-94	Ohio State (OT)	W			3-2
	Notre Dame	W			5-4
	Ohio State (OT)			T	3-3
1994-95	Ohio State (OT)	W			4-3
	Notre Dame	W			5-1
	Notre Dame	W			4-3
1995-96	Notre Dame	W			4-0
	Ohio State (OT)			T	2-2
	Ohio State		L		2-5
1996-97	Ohio State	W			3-0
	Notre Dame		L		3-5
	Notre Dame		L		4-5
1997-98	Ohio State	W			3-2
	Ohio State		L		3-5
	Notre Dame		L		3-5
1998-99	Notre Dame	W			3-0
	Ohio State		L		3-4
	Ohio State		L		1-4
1999-00	Ohio State		L		1-3
	Ohio State (OT)	W			2-1
2000-01	Notre Dame		L		3-5
	Notre Dame (OT)			T	2-2
	Ohio State		L		2-5
	Ohio State		L		3-5
2001-02	Ohio State			T	4-4
	Ohio State		L		2-3
2002-03	Notre Dame			T	3-3
	Notre Dame		L		0-2
	Detroit, Mich. (N)		L		2-3
2003-04	Ohio State	W			5-2
	Ohio State		L		1-3
	Detroit, Mich. (OT)		L		5-6

SERIES SCORING	TOTAL	AVG.
Notre Dame	165	3.51
Ohio State	153	3.26

SERIES RECORDS

ND Most Goals (Game): 7, 3 times
ND Widest Margin: 6, twice
OSU Most Goals (Game): 8, in 1982-83 (8-1)
OSU Widest Margin: 7, in 1982-83 (8-1)
High-Scoring Game: 12, in 1981-82 (ND 7-5)
Low-Scoring Game: 2, in '02-'03 (OSU, 2-0)
Longest ND Win Streak: 5 games (1992-94)
Longest OSU Win Streak: 3 games ('98-'00)
Shutouts By: ND 4, OSU 1



Aaron Gill's first-period hat trick wasn't enough as the Irish lost for the second consecutive year to Ohio State in the CCHA Super Six. The Buckeyes ended the 2003 season for the Irish with a 3-2 win at Joe Louis Arena and then won, 6-5 in overtime, to knock Notre Dame out of the Super Six tournament.

Rensselaer

Series: RPI leads, 2-0
At Notre Dame: 0-0-0
At RPI: RPI leads, 2-0-0
Overtime Wins: None
One-Goal Wins: None
Last-Minute Wins: None
Series Continuous Since: First meeting since 2000-01
Current Streak: RPI, two games

YEAR	SITE	W	L	T	RESULT
1988-89	Rensselaer		L		0-6
2000-01	Rensselaer		L		2-6

SERIES RECORDS

ND Most Goals (Game): 2 ('00-'01)
ND Widest Margin: N/A
RPI Most Goals (Game): 6, twice in '88-'89, '00-'01
RPI Widest Margin: 6, in 1988-89 (6-0)
High-Scoring Gm: 8, in 2000-01 (RPI 6-2)
Low-Scoring Gm: 6, 1988-89 (RPI 6-0)
Longest ND Win Streak: N/A
Longest RPI Win Streak: 2 games



Western Michigan

Series: WMU 32-22-4 (58 games)
At Notre Dame: ND leads, 15-12-1
At Western Michigan: WMU leads, 19-7-3
At Neutral Sites: WMU leads, 1-0-0
Overtime Wins: ND 4, WMU 1
One-Goal Wins: WMU 8, ND 9
Last-Minute Wins: ND 2, WMU 0
Series Continuous Since: 1991-92
Current Win Streak: ND, 2-1-0 in last 3 games

YEAR	SITE	W	L	T	RESULT
1977-78	Notre Dame		L		5-9
1978-79	Western Michigan	W			4-3
1979-80	Notre Dame		L		5-6
1980-81	Notre Dame (OT)		L		5-6
	Western Michigan (OT)			T	5-5
1981-82	Western Michigan		L		4-5
	Western Michigan	W			6-2
	Notre Dame		L		3-6
	Notre Dame	W			10-8
1982-83	Notre Dame		L		0-2
	Western Michigan	W			5-3
	Western Michigan (OT)	W			8-7
	Notre Dame	W			4-3
1985-86	Syracuse, N.Y. (N)		L		2-11
1988-89	Western Michigan		L		2-8
	Notre Dame		L		2-11
1991-92	Notre Dame		L		4-10
	Western Michigan		L		5-7
1992-93	Notre Dame	W			3-2
	Western Michigan		L		4-5
	Western Michigan		L		3-5
1993-94	Notre Dame	W			4-3
	Western Michigan		L		0-6

Notre Dame's Recent Record Versus Division I Opponents

(since rejoining the CCHA in 1992-93; bold - 2004-05 opponents)

Air Force	1-0-0
Army	2-0-0
Alaska Fairbanks	13-10-3
Boston University	0-1-0
Boston College	2-6-2
Bowling Green	20-17-2
Brown	1-0-0
Colorado College	0-1-0
Cornell	0-1-0
Dartmouth	0-1-0
Denver	0-1-1
Ferris State	12-20-4
Findlay	1-0-0
Illinois-Chicago	4-5-3
Kent State	0-5-1
Lake Superior State	13-20-3
Maine	1-1-0
Massachusetts	6-18-5
Miami	9-22-5
Michigan	6-29-3
Michigan State	3-24-7
Michigan Tech	1-1-0
Minnesota	0-1-0
Minnesota-Duluth	1-0-1
Minnesota State-Mankato	2-1-0
Nebraska-Omaha	7-7-1
New Hampshire	0-1-0
Niagara	0-0-1
North Dakota	1-1-0
Northeastern	2-2-1
Northern Michigan	10-10-4
Ohio State	14-15-5
Princeton	2-5-0
Providence	0-1-0
Rensselaer	0-1-0
St. Cloud State	3-1-0
St. Lawrence	0-1-0
Union	0-2-0
Vermont	1-0-1
Wayne State	1-0-0
Western Michigan	14-20-3
Wisconsin	4-1-1
Yale	1-3-0

	Notre Dame		L		1-4
	Western Michigan		L		3-6
	Western Michigan		L		1-7
1994-95	Western Michigan		L		4-9
	Notre Dame		L		3-4
	Western Michigan		L		1-2
1995-96	Notre Dame		L		2-3
	Western Michigan		L		2-6
	Western Michigan		L		1-4
1996-97	Notre Dame (OT)			T	3-3
	Notre Dame (OT)	W			5-4
	Western Michigan		L		1-6
1997-98	Western Michigan	W			2-1
	Notre Dame	W			4-2
	Western Michigan		L		3-5
1998-99	Notre Dame	W			7-1
	Western Michigan		L		1-2
	Notre Dame	W			9-5
1999-00	Notre Dame (OT)	W			4-3
	Notre Dame	W			4-1
2000-01	Notre Dame	W			4-1
	Western Michigan (OT)			T	3-3
	Western Michigan	W			5-4
	Notre Dame		L		2-7
2001-02	Western Michigan (OT)			T	4-4
	Western Michigan		L		2-4
2002-03	Notre Dame	W			4-2
	Western Michigan	W			8-5
	Western Michigan		L		2-4
	Notre Dame	W			5-2
2003-04	Western Michigan		L		6-8
	Western Michigan		L		4-6
	Notre Dame	W			4-2
	Notre Dame		L		0-4
	Notre Dame (OT)	W			5-4

SERIES SCORING	TOTAL	AVG.
Notre Dame	212	3.66
Western Michigan	271	4.67

SERIES RECORDS

ND Most Goals (Game): 10, in '81-'82 (10-8)
ND Widest Margin: 6, in 1998-99 (7-1)
WMU Most Goals (Game): 11, twice
WMU Widest Margin: 9, twice
High-Scoring Game: 18, in 1981-82 (ND 10-8)
Low-Scoring Game: 2, in 1982-83 (WMU 2-0)
Longest ND Win Streak: 4 games ('99-'01)
Longest WMU Win Streak: 10 games ('93-'96)
Shutouts By: WMU 3



Forrest Karr and his Irish teammates spoiled Wisconsin's first game at the Kohl Center on Oct. 3, 1998 with a 2-1 win. Karr, a Wisconsin native made 30 saves to lead the Irish to the season-opening win.

Wisconsin

Series: Wisconsin leads, 36-16-7 (59 games)
At Notre Dame: UW leads, 14-6-5
At Wisconsin: UW leads, 21-9-2
At Neutral Sites: Series tied, 1-1-0
Overtime Wins: UW 2, ND 1
One-Goal Wins: UW 7, ND 6
Current Streak: ND, 4-1-1 in last 6 meetings

YEAR	SITE	W	L	T	RESULT
1921-22	Wisconsin	W			3-0
1925-26	Wisconsin			T	1-1
1968-69	Notre Dame		L		2-10
	Notre Dame		L		0-12
	Wisconsin		L		1-5
	Wisconsin		L		2-10
1969-70	Wisconsin		L		3-7
	Wisconsin		L		1-5
1970-71	Notre Dame	W			6-5
	Notre Dame			T	3-3
1971-72	Notre Dame		L		3-5
	Notre Dame		L		3-5
	Wisconsin		L		4-6
	Wisconsin		L		1-5
1972-73	Wisconsin (OT)		L		4-5
	Wisconsin		L		3-5
	Notre Dame			T	4-4
	Notre Dame		L		3-4
1973-74	Notre Dame		L		2-6
	Notre Dame	W			6-4
	Wisconsin		L		3-4
	Wisconsin	W			5-1
1974-75	Wisconsin		L		4-5
	Wisconsin	W			5-3
	Notre Dame			T	3-3
	Notre Dame		L		2-9
1975-76	Notre Dame	W			5-2
	Notre Dame			T	2-2
	Wisconsin		L		3-5
	Wisconsin		L		1-4
1976-77	Wisconsin	W			4-1
	Wisconsin		L		3-4
	Notre Dame		L		3-8
	Notre Dame			T	3-3
1977-78	Notre Dame		L		1-6
	Notre Dame		L		1-5
	Wisconsin		L		2-5
	Wisconsin		L		1-12
1978-79	Notre Dame	W			8-2
	Notre Dame (OT)		L		6-7
	Wisconsin		L		0-2
	Wisconsin		L		3-7
	Wisconsin		L		5-11
	Wisconsin		L		2-5
1979-80	Wisconsin		L		2-5
	Wisconsin	W			4-3
	Notre Dame	W			4-3
	Notre Dame		L		5-7
1980-81	Wisconsin (OT)	W			5-4
	Wisconsin		L		0-4
	Notre Dame	W			4-2
	Notre Dame		L		0-7
1989-90	Milwaukee, WI (N)		L		3-9
1995-96	Milwaukee, WI (N)	W			3-2
1997-98	Wisconsin	W			4-2
	Notre Dame		L		2-3
1998-99	Wisconsin	W			2-1
2003-04	Wisconsin (OT)			T	2-2
	Wisconsin	W			3-1

SERIES SCORING	TOTAL	AVG.
Notre Dame	173	2.93
Wisconsin	278	4.71

SERIES RECORDS

ND Most Goals (Game): 8, in 1978-79 (8-2)
ND Widest Margin: 6, in 1978-79 (8-2)
UW Most Goals (Game): 12, twice
UW Widest Margin: 12, in 1968-69 (12-0)
Low-Scoring Game: 2, twice
High-Scoring Game: 16, in 1978-79 (UW 11-5)
Longest ND Win Streak: 2 games, twice
Longest UW Win Streak: 6 games, three times
Shutouts By: UW 4, ND 1





The Joyce Center has been the home of Notre Dame hockey for the 36-year "modern era" of the program.

Notre Dame's Joyce Center, which celebrates its 37th year of service to the University in 2004-05, serves as a multi-purpose sports complex, a theatre and concert hall, a convention center and an office building — and as the home of the Notre Dame hockey team.

The building was renamed in 1987 to honor Rev. Edmund P. Joyce, C.S.C., Notre Dame's executive vice president from 1952 until his retirement in 1987. Formerly known as the Athletic and Convocation Center (ACC), the structure is now referred to as the Joyce Center.

Designed by Ellerbe Architects of St. Paul, Minn., the Joyce Center was conceived at the outset as a combination athletic-civic center, with \$1.8 million alone contributed by persons in the Michiana area. The Center's distinctive domes, covered with a white vinyl roofing

material stretched over steel ribbing, rise just east of Notre Dame's football stadium. The building is both wider and longer than the famous stadium and encloses more area than Houston's Astrodome. In all, the \$8.6-million structure covers 10 acres of ground.

Campus officials draw the comparison with Stepan Center, a student activities building which once held the campus seating record of 3,800, by pointing out that Stepan can be placed within the circumference of the north dome's field house running track without touching the adjacent ice rink.

The field house, and in particular the hockey facility, has undergone a series of improvements that make the Joyce Center one of the finest facilities in collegiate hockey. Renovations to coaches offices and the locker-rooms along with the addition of a dividing cur-

tain have given the hockey rink and the Irish more of a "home-ice advantage." Fans also have benefited from Notre Dame's commitment to hockey, with theatre-style seating that replaced metal bleachers on the north side of the arena.

City officials are equally fond of the figure of 464,800 square feet of usable floor area, a statistic which makes the Joyce Center the largest exhibition hall between Detroit and Chicago.

The south arena's design makes it capable of doubling as a basketball court and an 11,000-seat auditorium. Including bleacher seats, the arena holds 11,418 for athletic contests. The outer ring of the south arena bleacher seats also folds in, transforming the large auditorium into a more intimate setting, suitable for lectures, plays or musicals.

The north arena is the home of Irish hockey and can be set up to hold 2,713 fans at normal seating and 2,763 with standing room. Virtually every sport at Notre Dame — varsity, club or intramural — can play or practice in either the field house, the arena, the five auxiliary gymnasiums or the several work areas provided throughout the spacious building.

In 1985, the Rolfs Aquatic Center opened on the eastside of the Joyce Center. The 4.5-million-dollar facility houses a 50-meter Olympic-size pool (25 yards in width) and spectator seating for 400.

In addition to these areas, the Joyce Center also contains the administrative and business side of the increasingly complex collegiate sports operation. Ticket offices, with mobile booths that can be wheeled to locations, are lodged inside, along with offices for coaches,



The Joyce Center has been the home of Notre Dame hockey since 1968. The Irish turned in a school-record tying 15-game unbeaten streak (13-0-2) at the Joyce Center in 2003-04. The streak included back-to-back sellouts (2,763) in a weekend sweep of Michigan in late February.



The Joyce Center

athletic administrators, and sports information and press facilities.

These offices and facilities are located in a central complex that joins the two arenas and, in general, houses the people and machinery common to both. A spacious concourse also is contained in this core area, as is a tastefully appointed Monogram Room and the Sports Heritage Hall, surrounded by small meeting rooms. On the lower level of the concourse, there are several thousand lockers, a faculty exercise room, a golf driving range, squash, racquetball and handball courts and a central kitchen for catering.

The Joyce Center played host to its 300th all-time win at the Joyce Center on Feb. 13, 2004 when the Irish defeated Ferris State, 4-2. The hockey team's all-time home record now stands at 305-246-42 (.550) in 36 seasons on the Joyce Center ice. In 2003-04, the Irish equaled a school record when they went 15 games (13-0-2) without losing a game at the Joyce Center and for the year were 14-2-2 at home. The 14 wins were the second-best total (surpassed only by the 18 wins the 1987-88 team recorded) in the program's history.

Over the past six campaigns, the Joyce Center has been home to several huge wins for the Irish

hockey program. The 1998-99 team went 10-0-2 in its first 12 games that season highlighted by a 3-2 win over Michigan, a 2-2 tie with Michigan State and a crucial late-season win over Northern Michigan (2-1).

The following season, the Irish picked up 11 more home wins, including a 1-0 win and a 2-2 tie versus CCHA champion Michigan State.

In 2000-01, the Irish upset fifth-ranked Western Michigan, 4-1, at the Joyce Center in mid-January. Notre Dame also saw its largest crowd at the Joyce Center in six years when a standing-room-only crowd of 2,749 saw the Irish play eventual national champion Boston College on Nov. 10.

The 2002-03 season saw the Irish win seven games at home with six played in front of sell-out crowds. Four of those sellouts were standing-room-only crowds of 2,763, the largest crowds to see Notre Dame hockey since March 3, 1995, when 3,310 saw Notre Dame defeat Illinois-Chicago, 5-2, before new seating was installed following that season.

Last year, the Irish hosted their first home playoff series since 1999-2000, defeating Western Michigan, two games to one. The Irish also swept fourth-ranked Michigan in a home series for the first time since the 1981-82 campaign. Both games were played in front of sell-out crowds of 2,763.

Since the new seating configuration for the 1995-96 season, the Irish have hosted 53 sellout crowds for hockey at the Joyce Center.



Cory McLean celebrates with Mike Walsh (27) and Aaron Gill (25) as his second-period goal gave Notre Dame a 2-0 lead on the way to a 4-2 win over fourth-ranked Michigan at the Joyce Center on Feb. 27. The Irish completed the sweep the following night with a 5-2 win over the Wolverines in front of back-to-back sellout crowds at the Joyce Center.

Notre Dame's Record at the Joyce Center

Season	W	L	T	Pct.
1968-69	8	5	1	.607
1969-70	12	1	1	.893
1970-71	6	6	1	.500
1971-72	7	6	0	.538
1972-73	13	4	1	.750
1973-74	10	9	0	.526
1974-75	5	9	2	.375
1975-76	10	6	2	.611
1976-77	11	5	2	.667
1977-78	8	9	0	.471
1978-79	10	7	0	.588
1979-80	6	9	0	.400
1980-81	4	12	1	.265
1981-82	13	7	0	.650
1982-83	6	9	1	.406
1983-84	12	3	0	.800
1984-85	10	5	0	.667
1985-86	8	3	1	.708
1986-87	6	8	0	.429
1987-88	18	2	0	.900
1988-89	6	11	0	.353
1989-90	10	6	0	.625
1990-91	13	3	1	.794
1991-92	6	10	0	.375
1992-93	4	9	1	.321
1993-94	5	8	3	.406
1994-95	7	7	1	.500
1995-96	5	10	3	.361
1996-97	5	12	1	.306
1997-98	6	8	4	.444
1998-99	12	3	3	.750
1999-00	11	7	3	.595
2000-01	5	11	2	.333
2001-02	6	8	2	.438
2002-03	7	6	3	.531
2003-04	14	2	2	.833
Totals	305	246	42	.550

