



# NOTRE DAME

## FOOTBALL



### GAME SIX

### NORTH CAROLINA TAR HEELS

#### GAME INFORMATION

	Saturday, October 7 3:30 p.m. ET	Kenan Memorial Stadium Chapel Hill, NC // Grass
	ABC (national) WatchESPN	Bob Wischusen (play-by-play) Brock Huard (analysis) Allison Williams (sideline) Jim Zirolli (producer) Jimmy Platt (director)
	IMG College Sports (117 affiliates) SiriusXM (Channel 129) 96.1 FM, 101.5 FM & 96.0 AM (South Bend)	Don Criqui (play-by-play) Allen Pinkett (analysis) Joe Weil (pre- and post-game) Jack Nolan (interviews)
	Sold Out Capacity: 63,000	Notre Dame Ticket Exchange powered by VividSeats.com

#### THE SERIES

All-Time	ND leads 17-2	Last: 50-43 ND (Oct. 11, 2014 at Notre Dame Stadium)
At UNC	ND leads 4-2	Last: 29-24 UNC (Oct. 11, 2008 at Kenan Stadium)

#### THE COACHES

	Head Coach	At School	Overall	vs. Opponent
ND	Brian Kelly	63-32 (eighth year)	233-89-2 (27th year)	1-0
UNC	Larry Fedora	41-29 (sixth year)	75-48 (10th year)	0-1

#### WHAT'S INSIDE

2	Covering the Irish
3	Depth Chart
4	Alphabetical Roster
5	Numerical Roster & Pronunciations
6-11	Game Notes
12	On This Date
12	Irish in the NFL
13	The North Carolina Tar Heels
13	Irish Connections
13	Irish vs. The ACC
14	Top 25 Polls
14	Opponent Update
15	Brian Kelly
16	The Record When...
17	Player Honors & Awards
17	Starter Sheet & Career Starts
18-23	Player Mini-Bios
24-27	The Last Time
28	Team Statistics
29-32	Individual Season & Career Stats
33	Team Game-by-Game Statistics

#### WHAT'S INSIDE

34	Opponent Game-by-Game Statistics
35	Team Game-by-Game Comparison
36	Game Highs
37	Conversions & Time of Possession
38	Red Zone Statistics
39	Game-by-Game Participation
40	Game-by-Game All-Purpose Yards
41	Game-by-Game Passing
42	Game-by-Game Rushing & Receiving
42	Game-by-Game Returns
43	Game-by-Game Tackles & TFLs
44	Game-by-game Sacks & Fumbles
45	NCAA Team Ranking Summary
46	NCAA Individual Ranking Summary
47	Turnover Battle
47	Drive Charts
47	Third Down Conversions by Distance
48	Big Plays & Explosive Runs
48	Explosive Passes & Longest Plays
49	Scoring Drives

#### 2017 SCHEDULE (4-1)

Date	ND Rk	Opp Rk	Opponent	Location	TV	Time/Score
Sep. 2	RV/RV	--/RV	Temple	Notre Dame, IN		W, 49-16
Sep. 9	24/25	15/15	Georgia	Notre Dame, IN		L, 19-20
Sep. 16	RV/RV		at Boston College	Chestnut Hill, MA		W, 49-20
Sep. 23	RV/RV	RV/RV	at Michigan State	East Lansing, MI		W, 38-18
Sep. 30	22/RV		Miami (Ohio)	Notre Dame, IN		W, 52-17
Oct. 7	21/22		at North Carolina	Chapel Hill, NC		3:30 p.m.
Oct. 21		14/15	USC	Notre Dame, IN		7:30 p.m.
Oct. 28		24/24	NC State	Notre Dame, IN		3:30 p.m.
Nov. 4			Wake Forest	Notre Dame, IN		3:30 p.m.
Nov. 11		13/12	at Miami (Fla.)	Miami Gardens, FL		TBA
Nov. 18		RV/RV	Navy	Notre Dame, IN		3:30 p.m.
Nov. 25		RV/RV	at Stanford	Stanford, CA		TBA

Rankings: AP/Coaches (current for upcoming opponents, at time of game for past opponents) | All times Eastern

#### COUNTDOWN TO KICKOFF

<b>515</b>	With 515 rushing yards at Boston College, it marked the third-most by any Irish team in a game since 1969 when they ran for a modern school-record 597 yards against Navy. It was good for a 10.1 yards per rush average, breaking the modern Notre Dame record (10.0) set against Great Lakes in 1942.
<b>76</b>	Miami (Ohio) was the 76th different opponent to face the Irish in Notre Dame Stadium. Notre Dame owns a record of 60-15-1 against first-time visitors to the Stadium. On Oct. 28, NC State will make its first visit to the Stadium.
<b>22</b>	Notre Dame is 22-for-22 this season when entering the red zone. The Irish are one of just 12 FBS programs to still be perfect on the season and none of the other 11 teams have converted for more touchdowns than the Irish.
<b>10</b>	With the season-opening win over Temple, the Irish improved to 10-2 since 1985 when a first-time starting quarterback made his debut start at Notre Dame Stadium. All told, the Irish have won six straight games with a first-time starter at QB and are 18-6 in starting debuts since '85.
<b>9</b>	Notre Dame QB Brandon Wimbush owns nine career rushing TDs, including eight this season. With one rushing TD against Miami (Ohio), Wimbush is closing in on the single-season school record for rushing TDs by a QB of 10, set by DeShone Kizer in 2015.
<b>8</b>	With eight total TDs this season, QB Brandon Wimbush is tied for ninth nationally. He is second among quarterbacks in total touchdowns, trailing only Jaquon Marshall who runs Georgia Tech's option attack.
<b>7</b>	With a veteran offensive line and stable of running backs, Notre Dame ranks seventh in the nation with 301.4 rushing yards per game. The Irish have gone for over 300 yards in three games and eclipsed 400 yards twice.
<b>6</b>	Notre Dame's rushing attack has totaled six rushes of at least 60 yards this season, with four of those runs from RB Josh Adams. Eight of Adams' 15 career rushing touchdowns have come on runs of at least 35 yards.
<b>5</b>	RB Josh Adams eclipsed the 100-yard mark against Miami (Ohio) on just his fifth carry of the game, setting a personal best for fewest rushes to reach the century mark. It was the 11th 100-yard rushing game of Adams' career, who has hit that mark in three games this season.
<b>4</b>	At 658 rushing yards for the year, RB Josh Adams ranks fourth in the nation. For his career, Adams has 2,426 rushing yards, ranking 24th among active players and fifth among non-seniors.
<b>3</b>	Notre Dame has allowed just three points off turnovers this season, while scoring 70 points on 11 turnovers by their opponents.
<b>2</b>	Notre Dame owns two road victories over Power 5 foes this season, one of just nine FBS teams to accomplish that feat (Clemson, Georgia, Maryland, Ohio State, Oklahoma, Oklahoma State, TCU and Washington). With a victory at North Carolina, the Irish would join Washington as the only programs with three Power 5 road wins (Georgia and Maryland are also on the road this week).
<b>1</b>	For the first time in school history, Notre Dame had two players eclipse 200 rushing yards in the same game at Boston College. RB Josh Adams went for 234 yards, while QB Brandon Wimbush ran for 213 yards.
<b>0</b>	Not a single ticket has remained for a Notre Dame home game since 1973. The Miami (Ohio) contest was the 258th consecutive sellout at Notre Dame Stadium. The upcoming date with Southern Cal is also sold out, but fans can purchase tickets to the remaining three home games at <a href="http://UND.com/BuyTickets">UND.com/BuyTickets</a> .

COACHING STAFF GAMEDAY LOCATIONS		
Coach	Position	Location
Brian Kelly	Head Coach	Sideline
Mike Elko	Defensive Coordinator	Press Box
Chip Long	Offensive Coordinator	Sideline
Mike Elston	Defensive Line	Sideline
Autry Denson	Running Backs	Sideline
Harry Hiestand	Offensive Line	Sideline
Todd Lyght	Defensive Backs	Sideline
Brian Polian	Special Teams Coordinator	Sideline
Clark Lea	Linebackers	Sideline
Del Alexander	Wide Receivers	Sideline
Tom Rees	Quarterbacks	Press Box

FIGHTING IRISH MEDIA COMMUNICATIONS STAFF		
<b>Director of Football Media Relations</b>	Michael Bertsch	Email mbertsch1@nd.edu
		Office 574-631-8642
		Cell 574-532-4154
<b>Assistant Director</b> Secondary Football Baseball	Michael Scholl	Email mscholl@nd.edu
		Office 574-631-4780
		Cell 574-876-6248
<b>Assistant Director</b> Credentialing Women's Lacrosse Swimming & Diving	Leigh Torbin	Email ltorbin@nd.edu
		Office 574-631-9471
		Cell 407-325-5703
<b>Director of Communications</b> Hockey Women's Golf	Dan Colleran	Email dcollera@nd.edu
		Office 574-631-7519
<b>Associate Director</b> Men's Basketball Rowing	Alan Wasielewski	Email awasiele@nd.edu
		Office 574-631-8458
<b>Associate Director</b> Women's Basketball Men's Golf	Josh Bates	Email jbbates2@nd.edu
		Office 574-631-6453
<b>Assistant Director</b> Volleyball Men's Lacrosse Secondary Men's Basketball	Robby Hamman	Email rhamman@nd.edu
		Office 574-631-8032
<b>Assistant Director</b> Women's Soccer Cross Country/Track & Field Secondary Women's Basketball	Megan Golden	Email mgolden@nd.edu
		Office 574-631-2664
<b>Assistant Director</b> Football Gameday Magazine Fencing Men's & Women's Tennis	Joanne Norell	Email jnorell@nd.edu
		Office 574-631-3397
<b>Assistant Director</b> Men's Soccer Softball	Tony Jones	Email ajones25@nd.edu
		Office 574-631-1762
<b>Senior Admin. Assistant</b>	Carol Copley	Email ccopley1@nd.edu
		Office 574-631-7516

**UND.COM/PRESSBOX**

In an effort to move toward an environmentally friendly press box, the majority of gameday media materials will be available digitally at [UND.com/pressbox](http://UND.com/pressbox). This includes weekly game notes from both teams, game statistics, postgame notes, press conference transcripts from both coaches and audio recordings of postgame interviews with Notre Dame student-athletes. Flip cards will be provided to all media, but paper copies of any other material must be requested in-person at the press box copy room. In addition, an updated statistical supplement and Brian Kelly Era Record Book are on the site.

**ISBAN AUDITORIUM**

The Isban Auditorium is located in the Guglielmino Athletics Complex, northeast of the Joyce Center and directly north of the LaBar Practice Complex. Access to the auditorium is through the main entrance on the west side of "The Gug". Parking is available in the Baseball Lot, just south of the LaBar Practice Complex and Alumni Stadium (soccer).

BRIAN KELLY AVAILABILITY			
<b>Sunday</b>	Recap of previous day's game <i>(No recap after Stanford game)</i>	Time	2-2:30 p.m. ET
		Location	Teleconference
		Notes	Contact Michael Bertsch Archive transcript on <a href="http://UND.com">UND.com</a>
<b>Monday</b>	None		
<b>Tuesday</b>	Press conference preview of upcoming game	Time	Noon ET
		Location	Isban Auditorium Guglielmino Athletics Complex
		Notes	Video and transcript archive on <a href="http://UND.com">UND.com</a> . Satellite available. Coordinates: Galaxy 19 C; Transponder: 2 Slot #6, 6MHz; Symbol Rate: 3.9787; Data Rate: 5.500; FEC: 3/4; Downlink: 3755 - Horizontal (Available from 11:45 a.m.-12:45 p.m. ET)
<b>Wednesday</b>	ACC Teleconference <i>(ONLY if the week's opponent is an ACC member)</i>	Time	10:20 a.m. ET
		Location	Teleconference
		Notes	Contact ACC for details
<b>Thursday</b>	Post-Practice Press Conference	Time	Approx. 6 p.m. ET
		Location	Isban Auditorium Guglielmino Athletics Complex
		Notes	Video archive on <a href="http://UND.com">UND.com</a>
<b>Friday</b>	None		
<b>Saturday</b>	Post-Game Press Conference	Notes	Video and transcript archive on <a href="http://UND.com">UND.com</a>

STUDENT-ATHLETE AVAILABILITY			
<b>Wednesday</b>	Captains Press Conference	Time	Noon ET
		Location	Isban Auditorium Guglielmino Athletics Complex
		Notes	Video archive on <a href="http://UND.com">UND.com</a>
<b>Wednesday</b>	Post-Practice Player Interviews	Time	Approx. 6:30 p.m. ET
		Location	Isban Auditorium Guglielmino Athletics Complex
		Notes	Requests submitted to Michael Bertsch by 5 p.m. Sunday
<b>Saturday</b>	Post-Game Press Conference	Notes	Audio archive on <a href="http://UND.com/pressbox">UND.com/pressbox</a>

NOTRE DAME OFFENSE						
Pos.	No.	Name	Ht.	Wt.	Cl./Elg.	2017 GP-GS
<b>WR</b>	6	**EQUANIMEOUS ST. BROWN	6-5	203	Jr./3	5-5
	81	*Miles Boykin	6-4	225	Jr./2	4-0
<b>WR</b>	83	*Chase Claypool	6-4 ¾	228	So./2	5-3
	10	*Chris Finke	5-9 ½	181	Jr./2	5-0
<b>LT</b>	68	***MIKE MCGLINCHEY	6-8	315	Gr./4	5-5
	74	Liam Eichenberg	6-6	300	So./1	3-0
<b>LG</b>	56	**QUENTON NELSON	6-5	330	Sr./3	5-5
	75	Josh Lugg	6-7	300	Fr./1	0-0
<b>C</b>	53	**SAM MUSTIPHER	6-2 ½	305	Sr./3	5-5
	57	Trevor Ruhland	6-4	302	Jr./2	3-0
<b>RG</b>	71	**ALEX BARS	6-6	312	Sr./3	5-5
	70	** Hunter Bivin	6-6	315	Gr./4	5-0
<b>RT</b>	78	Tommy Kraemer	6-6	314	So./1	5-5
	72	Robert Hainsey	6-5	290	Fr./1	5-0
<b>TE</b>	80	***DURHAM SMYTHE	6-5 ½	257	Gr./4	5-5
	86	*Alizé Mack	6-4 ¾	251	Jr./3	5-2
	82	**Nic Weishar	6-4 ¾	243	Sr./3	4-0
<b>or</b>	89	Brock Wright	6-4 ½	254	Fr./1	4-0
<b>or</b>	84	Cole Kmet	6-5 ½	256	Fr./1	4-0
<b>WR</b>	15	Cam Smith	5-10 ½	202	Gr./4	4-4
	87	Michael Young	5-10	190	Fr./1	5-0
<b>or</b>	3	**C.J. Sanders	5-8	181	Jr./3	5-0
<b>QB</b>	7	*Brandon Wimbush	6-1 ¾	228	Jr./2	5-5
	12	Ian Book	6-0 ½	208	So./1	4-0
	4	*Montgomery VanGorder	6-1 ¾	222	Sr./3	5-0
<b>RB</b>	33	**JOSH ADAMS	6-2 ½	225	Jr./3	5-5
	2	*Dexter Williams	5-11	215	Jr./3	4-0
<b>or</b>	34	Tony Jones	5-11	225	So./1	4-0
	38	Deon McIntosh	5-10 ¾	193	So./1	3-0

NOTRE DAME DEFENSE						
Pos.	No.	Name	Ht.	Wt.	Cl./Elg.	2017 GP-GS
<b>DE</b>	9	*Daelin Hayes	6-3 ¾	258	So./2	5-5
<b>or</b>	98	***ANDREW TRUMBETTI	6-4	263	Sr./4	5-0
	42	Julian Okwara	6-4 ½	240	So./2	5-0
<b>DT</b>	55	**Jonathan Bonner	6-3 ¾	291	Sr./3	5-5
	95	Myron Tagovailoa-Amosa	6-2 ½	293	Fr./1	5-0
	97	Micah Dew-Treadway	6-4 ½	305	Jr./2	2-0
<b>NG</b>	99	**JERRY TILLERY	6-6 ¾	306	Jr./3	5-5
	41	Kurt Hinish	6-1 ¾	298	Fr./1	5-0
	77	Brandon Tiasum	6-4	305	Jr./2	3-0
<b>DE</b>	93	*Jay Hayes	6-3 ¾	290	Sr./4	5-5
<b>or</b>	98	***ANDREW TRUMBETTI	6-4	263	Sr./4	5-0
	53	Khalid Kareem	6-4	266	So./2	5-0
	91	Adetokunbo Ogundeji	6-4 ¾	256	So./1	3-0
<b>BUCK</b>	48	***Greer Martini	6-3 ¾	236	Sr./4	5-5
<b>or</b>	4	*TE'VON CONEY	6-1 ½	240	Jr./3	5-0
<b>MIKE</b>	5	***NYLES MORGAN	6-1	235	Sr./4	5-5
	44	Jamir Jones	6-3 ¾	240	So./1	5-0
<b>ROV</b>	23	***DRUE TRANQUILL	6-2	231	Sr./4	5-5
	22	*Asmar Bilal	6-2	230	Jr./2	5-0
<b>CB</b>	27	*JULIAN LOVE	5-11	193	So./2	5-5
	20	Shaun Crawford	5-9 ½	176	Jr./2	5-0
	18	*Troy Pride Jr.	5-11 ½	187	So./2	4-0
<b>FS</b>	24	**Nick Coleman	6-0 ½	192	Jr./2	5-5
	17	Isaiah Robertson	6-1 ½	195	Fr./1	5-0
<b>SS</b>	21	*Jalen Elliott	6-0 ½	205	So./2	5-5
<b>or</b>	14	*DEVIN STUDSTILL	6-0 ¼	195	So./2	4-0
<b>CB</b>	7	*Nick Watkins	6-1	207	Sr./3	5-5
	8	*Donte Vaughn	6-2 ¾	206	So./2	4-0

NOTRE DAME SPECIAL TEAMS						
Pos.	No.	Name	Ht.	Wt.	Cl./Elg.	2017 GP-GS
<b>KO</b>	19	**Justin Yoon	5-10	192	Jr./3	5-0
	39	Jonathan Doerer	6-3	193	Fr./1	2-0
<b>PK</b>	19	**Justin Yoon	5-10	192	Jr./3	5-0
	39	Jonathan Doerer	6-3	193	Fr./1	2-0
<b>P</b>	85	**Tyler Newsome	6-2 ½	210	Sr./3	5-0
	42	Jeff Riney	5-10 ¾	180	Jr./3	1-0
<b>LS</b>	54	John Shannon	6-2	230	So./1	5-0
	82	**Nic Weishar	6-4 ¾	243	Sr./3	5-0

NOTRE DAME SPECIAL TEAMS						
Pos.	No.	Name	Ht.	Wt.	Cl./Elg.	2017 GP-GS
<b>HLD</b>	4	*Montgomery VanGorder	6-1 ¾	222	Sr./3	5-0
	85	**Tyler Newsome	6-2 ½	210	Sr./3	5-0
<b>PR</b>	10	*Chris Finke	5-9 ½	181	Jr./2	5-0
	3	**C.J. Sanders	5-8	181	Jr./3	5-0
<b>KR</b>	3	**C.J. Sanders	5-8	181	Jr./3	5-0
	87	Michael Young	5-10	190	Fr./1	5-0

Class (academic year)/Eligibility (athletic season)  
 \* Number of monograms earned  
 ALL CAPS - returning starter from 2016

No.	Name	*	Pos.	Ht.	Wt.	Cl./Elg.	Hometown/High School
35	David Adams		LB	6-0 ¾	234	Fr./1	Pittsburgh, PA/Central Catholic
33	Josh Adams	*	RB	6-2 ½	225	Jr./3	Warrington, PA/Central Bucks South
31	Temitope Agoro		CB	6-0 ¾	202	So./2	Riverdale, MD/Parkdale
25	Jafar Armstrong		WR	6-0 ¾	214	Fr./1	Lee's Summit, MO/Bishop Miege
24	Mick Assaf		WR	5-11	207	So./2	Atlanta, GA/Pace Academy
43	Brian Ball		CB	5-10 ½	196	Jr./2	Indianapolis, IN/Bishop Chatard
69	Aaron Banks		OL	6-5 ¾	325	Fr./1	Alameda, CA/El Cerrito
71	Alex Bars	**	OL	6-6 ½	312	Sr./3	Nashville, TN/Montgomery Bell Academy
22	Asmar Bilal	*	LB	6-2	230	Jr./2	Indianapolis, IN/Ben Davis
70	Hunter Bivin	**	OL	6-6 ½	315	Gr./4	Owensboro, KY/Apollo
55	Jonathan Bonner	**	DL	6-3 ¾	291	Sr./3	Chesterfield, MO/Parkway Central
12	Ian Book		QB	6-0 ½	208	So./1	El Dorado Hills, CA/Oak Ridge
81	Miles Boykin	*	WR	6-4	225	Jr./2	Tinley Park, IL/Providence Catholic
63	Sam Bush		OL	6-4	287	Sr./3	Newport Beach, CA/Mater Dei
46	Matt Bushland		LS	6-2	190	So./1	Dallas, TX/John Paul II
47	Chris Bury		TE	6-1	242	Sr./1	Brookline, NH/Bishop Guertin
67	Jimmy Byrne		OL	6-4 ¾	294	Sr./3	Cleveland, OH/St. Ignatius
11	Freddy Canteen		WR	6-0	194	Gr./3	Elkton, MD/Eastern Christian
14	J.D. Carney		QB	5-10	170	Fr./1	San Diego, CA/Cathedral Catholic
9	Keenan Centlivre		WR	6-6	226	Sr./3	Fort Wayne, IN/Bishop Dwenger
83	Chase Claypool	*	WR	6-4 ¾	228	So./2	Abbotsford, BC/Abbotsford
24	Nick Coleman	**	S	6-0 ½	192	Jr./3	Dayton, OH/Archbishop Alter
4	Te'von Coney	*	LB	6-1 ½	240	Jr./3	Palm Beach Gardens, FL/Palm Beach Gardens
20	Shaun Crawford		CB	5-9 ½	176	Jr./2	Lakewood, OH/St. Edward
13	Avery Davis		QB	5-11	202	Fr./1	Cedar Hill, TX/Cedar Hill
97	Micah Dew-Treadway		DL	6-4 ¾	305	Jr./2	Bolingbrook, IL/Bolingbrook
39	Jonathan Doerer		K/P	6-3	193	Fr./1	Charlotte, NC/South Mecklenburg
74	Liam Eichenberg		OL	6-6 ½	300	So./1	Cleveland, OH/Saint Ignatius
18	Cameron Ekanayake		QB	6-0	200	Fr./1	Niles, MI/Edwardsburg
21	Jalen Elliott	*	S	6-0 ½	205	So./2	Richmond, VA/Lloyd C. Bird
94	Darnell Ewell		DL	6-3	321	Fr./1	Norfolk, VA/Lake Taylor
54	Lincoln Feist		DL	6-2 ½	326	Jr./3	Rapid City, SD/St. Thomas More
28	Nicco Fertitta	**	S	5-9	175	Jr./3	Las Vegas, NV/Bishop Gorman
10	Chris Finke	*	WR	5-9 ½	181	Jr./2	Dayton, OH/Archbishop Alter
39	Brandon Garcia		CB/WR	5-8 ¾	186	So./1	Casa Grande, AZ/Seton Catholic Prep
13	Jordan Genmark-Heath		S	6-0 ¾	220	Fr./1	San Diego, CA/Cathedral Catholic
76	Dillan Gibbons		OL	6-4	294	Fr./1	Clearwater, FL/Clearwater Central Catholic
12	Alohi Gilman		S	5-10 ½	199	So./2	Laie, HI/Kahuku
61	Colin Grunhard		OL	6-0 ½	266	Fr./1	Mission, KS/BishopMiege
72	Robert Hainsey		OL	6-4 ¾	290	Fr./1	Pittsburgh, PA/IMG Academy (FL)
31	Grant Hammann		WR	6-0	183	Sr./3	Dyersville, IA/Beckman
9	Daelin Hayes	*	DL	6-3 ¾	258	So./2	Belleville, MI/Skyline
93	Jay Hayes	*	DL	6-3 ¾	290	Sr./3	Brooklyn, NY/Poly Prep Country Day
49	Jack Henige		TE	6-5	205	Fr./1	Hinsdale, IL/Fenwick
17	Nolan Henry		QB	6-0	195	Jr./3	Vancouver, WA/Union
41	Kurt Hinish		DL	6-1 ¾	298	Fr./1	Pittsburgh, PA/Central Catholic
16	C.J. Holmes		RB	6-0 ½	208	Fr./1	Hamden, CT/Cheshire Academy
49	Brandon Hutson		LB	6-3	240	Jr./3	Battle Creek, MI/Harper Creek Community
44	Jamir Jones		LB	6-3 ½	240	So./2	Rochester, NY/Aquinas Institute
45	Jonathan Jones		LB	5-11 ½	223	So./1	Ocoee, FL/Oak Ridge
34	Tony Jones Jr.		RB	5-11	225	So./1	St. Petersburg, FL/IMG Academy
53	Khalid Kareem		DL	6-4	266	So./2	Pontiac, MI/Harrison
64	Ryan Kilander		DL	6-0 ½	305	Sr./3	Rancho Santa Margarita, CA/Santa Margarita
84	Cole Kmet		TE	6-5 ½	256	Fr./1	Lake Barrington, IL/St. Viator
29	Sam Kohler		K	6-0	193	Sr./3	Lincoln, NE/East
78	Tommy Kraemer		OL	6-5 ¾	314	So./1	Cincinnati, OH/Elder
27	Julian Love	*	CB	5-11	193	So./2	Westchester, IL/Nazareth Academy

No.	Name	*	Pos.	Ht.	Wt.	Cl./Elg.	Hometown/High School
75	Josh Lugg		OL	6-6 ¾	300	Fr./1	Wexford, PA/North Allegheny Sr.
92	Jonathon MacCollister		DL	6-3 ¾	233	Fr./1	DeLand, FL/Bishop Moore
86	Alizé Mack	*	TE	6-4 ¾	251	Jr./3	Las Vegas, NV/Bishop Gorman
15	John Mahoney		DB	6-0	190	Fr./1	West Des Moines, IA/Valley
48	Greer Martini	***	LB	6-3 ¾	236	Sr./4	Cary, NC/Woodberry Forest (VA)
68	Mike McGlinchey	***	OL	6-8 ¾	315	Gr./4	Philadelphia, PA/William Penn Charter
38	Deon McIntosh		RB	5-10 ¾	193	So./1	Pompano Beach, FL/Cardinal Gibbons
88	Javon McKinley		WR	6-2	221	So./2	Corona, CA/Centennial
96	Pete Mokwuah		DL	6-3 ½	325	Sr./3	Staten Island, NY/St. Joseph by-the-Sea
32	D.J. Morgan		S	6-2 ½	209	So./1	Norwalk, CA/Saint John Bosco
5	Nyles Morgan	***	LB	6-1	235	Sr./4	Crete, IL/Crete-Monee
59	Kier Murphy		LB	6-1 ¾	232	Jr./3	Rock Island, IL/Alleman
53	Sam Mustipher	**	OL	6-2 ½	305	Sr./3	Olney, MD/Good Counsel
56	Quenton Nelson	**	OL	6-5	330	Sr./3	Holmdel, NJ/Red Bank Catholic
85	Tyler Newsome	**	P	6-2 ½	210	Sr./3	Carrollton, GA/Carrollton
91	Adetokunbo Ogundeji		DL	6-4 ¾	256	So./1	West Bloomfield, MI/Walled Lake Central
42	Julian Okwara		DL	6-4 ½	240	So./2	Charlotte, NC/Ardrey Kell
30	Jeremiah Owusu-Koramoah		LB	6-1 ½	204	Fr./1	Hampton, VA/Bethel
10	Patrick Pelini		DB	6-1	181	Fr./1	Youngstown, OH/Cardinal Mooney
62	Logan Plantz		OL	6-2 ¾	285	Jr./3	Frankfort, IL/Providence Catholic
18	Troy Pride Jr.	*	CB	5-11 ½	183	So./2	Greer, SC/Greer Senior
37	Robert Regan		LB	6-2 ¾	216	Jr./3	Darien, IL/Hinsdale South
42	Jeff Riney		P	5-10 ¾	185	Jr./3	Katy, TX/Seven Lakes
17	Isaiah Robertson		S	6-1 ½	195	Fr./1	Bolingbrook, IL/Neuqua Valley
57	Trevor Ruhland		OL	6-3 ¾	302	Jr./2	Cary, IL/Cary-Grove Community
3	C.J. Sanders	**	WR	5-8	181	Jr./3	Granada Hills, CA/Notre Dame
38	Christopher Schilling		S	5-11 ½	211	So./2	Overland Park, KS/St. Thomas Aquinas
54	John Shannon		LS	6-2	230	So./1	Lake Forest, IL/Loyola Academy
85	Arion Shiver		WR	6-1 ¾	184	So./2	Carmel, IN/Guerin Catholic
15	Cam Smith		WR	5-10 ½	202	Gr./4	Coppell, TX/Coppell
80	Durham Smythe	**	TE	6-5 ½	257	Gr./4	Belton, TX/Belton
51	Devyn Spruell		LB	6-2 ¾	241	Jr./3	Warren, NJ/Watchung Hills
6	Equanimeous St. Brown	**	WR	6-5	203	Jr./3	Anaheim, CA/Servite
29	Kevin Stepherson		WR	6-0 ¾	185	So./2	Jacksonville, FL/First Coast
14	Devin Studstill	*	S	6-0 ¾	195	So./2	Riviera Beach, FL/Palm Beach Gardens
95	Myron Tagovailoa-Amosa		DL	6-2 ½	293	Fr./1	Ewa Beach, HI/Kapolei
58	Elijah Taylor		DL	6-3	275	Jr./2	Cincinnati, OH/Moeller
46	Jimmy Thompson		LB	6-0	220	Jr./3	Hinsdale, IL/Central
77	Brandon Tsiassum		DL	6-4	305	Jr./2	Indianapolis, IN/Park Tudor
99	Jerry Tillery	**	DL	6-6 ¾	306	Jr./3	Shreveport, LA/Evangel Christian Academy
23	Drue Tranquill	***	LB	6-2	231	Sr./3	Fort Wayne, IN/Carroll
98	Andrew Trumbetti	***	DL	6-4	263	Sr./4	Demarest, NJ/Northern Valley Regional
4	Montgomery VanGorder	*	QB	6-1 ¾	222	Sr./3	Buford, GA/Buford
8	Donte Vaughn	*	CB	6-2 ¾	206	So./2	Memphis, TN/Whitehaven
47	Kofi Wardlow		DL	6-2 ¾	234	Fr./1	Washington, DC/St. John's College
7	Nick Watkins	*	CB	6-1	207	Sr./3	DeSoto, TX/Bishop Dunne
26	Austin Webster		WR	5-11 ¾	192	Sr./3	Beverly Hills, CA/Windward
82	Nic Weishar	**	TE	6-4 ¾	243	Sr./3	Midlothian, IL/Marist
40	Drew White		LB	6-0 ¾	227	Fr./1	Boca Raton, FL/St. Thomas Aquinas
2	Dexter Williams	*	RB	5-11	215	Jr./3	Winter Garden, FL/West Orange
7	Brandon Wimbush	*	QB	6-1 ¾	228	Jr./2	Teaneck, NJ/St. Peter's Prep
89	Brock Wright		TE	6-4 ½	254	Fr./1	Cypress, TX/Cy-Fair
19	Justin Yoon	**	K	5-10	192	Jr./3	Nashville, TN/Milton Academy (MA)
87	Michael Young		WR	5-10	190	Fr./1	Saint Rose, LA/Destrehan

\* Indicates number of monograms earned  
 Class (academic year)/Eligibility (athletic season) for the 2017 campaign

No.	Name	Pos.
2	*Dexter Williams	RB
3	**C.J. Sanders	WR
4	*Te'von Coney	LB
4	*Montgomery VanGorder	QB
5	***Nyles Morgan	LB
6	**Equanimeous St. Brown	WR
7	*Nick Watkins	CB
7	*Brandon Wimbush	QB
8	*Donte Vaughn	CB
9	Keenan Centlivre	WR
9	*Daelin Hayes	DL
10	*Chris Finke	WR
10	Patrick Pelini	DB
11	Freddy Canteen	WR
12	Ian Book	QB
12	Alohi Gilman	S
13	Avery Davis	QB
13	Jordan Genmark-Heath	S
14	J.D. Carney	QB
14	*Devin Studstill	S
15	John Mahoney	DB
15	Cam Smith	WR
16	C.J. Holmes	RB
17	Nolan Henry	QB
17	Isaiah Robertson	S
18	Cameron Ekanayake	QB
18	*Troy Pride Jr.	CB
19	**Justin Yoon	K
20	Shaun Crawford	CB
21	*Jalen Elliott	S
22	*Asmar Bilal	LB
23	***Drue Tranquill	LB
24	Mick Assaf	WR
24	***Nick Coleman	S
25	Jafar Armstrong	WR
26	Austin Webster	WR
27	*Julian Love	CB
28	**Niccio Fertitta	S
29	Sam Kohler	K
29	Kevin Stepherson	WR
30	Jeremiah Owusu-Koramoah	LB
31	Temitope Agoro	CB
31	Grant Hammann	WR
32	D.J. Morgan	S
33	*Josh Adams	RB
34	Tony Jones Jr.	RB
35	David Adams	LB
37	Robert Regan	LB
38	Deon McIntosh	RB
38	Christopher Schilling	S
39	Jonathan Doerer	K/P
39	Brandon Garcia	CB/WR
40	Drew White	LB
41	Kurt Hinish	DL
42	Julian Okwara	DL
42	Jeff Riney	P
43	Brian Ball	CB
44	Jamir Jones	LB

No.	Name	Pos.
45	Jonathan Jones	LB
46	Matt Bushland	LS
46	Jimmy Thompson	LB
47	Chris Bury	TE
47	Kofi Wardlow	DL
48	***Greer Martini	LB
49	Jack Henige	TE
49	Brandon Hutson	LB
51	Devyn Spruell	LB
53	Khalid Kareem	DL
53	**Sam Mustipher	OL
54	Lincoln Feist	DL
54	John Shannon	LS
55	**Jonathan Bonner	DL
56	**Quenton Nelson	OL
57	Trevor Ruhland	OL
58	Elijah Taylor	DL
59	Kier Murphy	LB
61	Colin Grunhard	OL
62	Logan Plantz	OL
63	Sam Bush	OL
64	Ryan Kilander	DL
67	Jimmy Byrne	OL
68	***Mike McGlinchey	OL
69	Aaron Banks	OL
70	**Hunter Bivin	OL
71	**Alex Bars	OL
72	Robert Hainsey	OL
74	Liam Eichenberg	OL
75	Josh Lugg	OL
76	Dillan Gibbons	OL
77	Brandon Tiasmum	DL
78	Tommy Kraemer	OL
80	**Durham Smythe	TE
81	*Miles Boykin	WR
82	**Nic Weishar	TE
83	*Chase Claypool	WR
84	Cole Kmet	TE
85	**Tyler Newsome	P
85	Arion Shinaver	WR
86	*Alizé Mack	TE
87	Michael Young	WR
88	Javon McKinley	WR
89	Brock Wright	TE
91	Adetokunbo Ogundeji	DL
92	Jonathon MacCollister	DL
93	*Jay Hayes	DL
94	Darnell Ewell	DL
95	Myron Tagovailoa-Amosa	DL
96	Pete Mokwuah	DL
97	Micah Dew-Treadway	DL
98	***Andrew Trumbetti	DL
99	**Jerry Tillery	DL

Temitope Agoro	Tee-mo-tep Uh-go-row
Jafar Armstrong	Juh-far
Mick Assaf	Ace-saf
Asmar Bilal	az-MAR bill-LAWL
Hunter Bivin	biv-un
Keenan Centlivre	CENT-liver
Te'von Coney	tay-von
Jonathan Doerer	Door-er
Liam Eichenberg	lke-n-burg
Cameron Ekanayake	Eck-uh-ny-uh-kuh
Darnell Ewell	Youll
Lincoln Feist	fyst
Niccio Fertitta	KNEE-coh fur-TEE-tah
Chris Finke	fink
Jordan Genmark-Heath	Jen-mark Heath
Dillan Gibbons	Dillon
Alohi Gillman	Uh-low-hee
Grant Hammann	ham-in
Daelin Hayes	DAY-lun
Kurt Hinish	High-nish
Jamir Jones	Juh-mear
Khalid Kareem	Kah-lid
Cole Kmet	Kuh-met
Alizé Mack	al-Lih-zaye
Mike McGlinchey	muh-GLINCH-ee
Javon McKinley	Juh-vonn
Peter Mokwuah	mock-wuh
Kier Murphy	keer
Sam Mustipher	Mus-tuh-fur
Adetokunbo Ogundeji	Ah-duh-kun-bo O-kin-day-jay
Julian Okwara	Oak-wara
Jeremiah Owusu-Koramoah	O-woo-sue Cora-moe-uhh
Robert Regan	ree-ginn
Jeff Riney	ryenee
Arion Shinaver	R-E-on Shin-uh-ver
Equanimeous St. Brown	eck-wah-nihm-ee-ous
Devyn Spruell	spru-well
Myron Tagovailoa-Amosa	Toung-oh-vie-oh-la Uh-moe-suh
Brandon Tiasmum	tee-ah-sum
Donte Vaughn	Don-tay
Kofi Wardlow	Ko-fee Ward-low
Nic Weishar	wish-err

**FINISH THE JOB**

- Notre Dame has scored on all 22 red zone trips this season after going three-for-three against Miami (Ohio) last week.
- There are 12 FBS programs still perfect in the red zone this season. Of the group of 12, no one has more red zone scores than Notre Dame. Stanford and Louisiana are also 22-for-22.
- With 20 touchdowns in the 22 trips, the Irish and Ragin’ Cajuns have each scored 20 touchdowns and two field goals. The Cardinal have converted for TDs on 15 of 22 trips, with field goals on seven.
- Notre Dame’s 15 red zone rushing touchdowns are the most among the 12 teams perfect from inside the 20, while that total is tied for second nationally.
- The area was a point of emphasis for the Irish after scoring at an 83.3 clip last season to rank 72nd in FBS.

**HERE COME THE IRISH**

- The Irish defense has gotten off to a fast start in each game this season, forcing either a punt or a turnover on the opponents’ first drive in each game.
- Notre Dame forced a punt on the first defensive series against Temple, Georgia and Boston College.
- In the last two games against Michigan State and Miami (Ohio), the defense has gotten interceptions from Julian Love and Greer Martini, respectively.

**LIGHTING UP THE SCOREBOARD**

- With Notre Dame’s 35-point win over Miami (Ohio) last week, it gave the Irish three consecutive victories of 20 points or more for the first time since 2005. The previous two weeks saw Notre Dame defeat Boston College (49-20) and Michigan State (38-18) before the 52-17 decision over the RedHawks.
- In 2005, Notre Dame ran off three-straight, 20-plus point victories over Tennessee (41-21), Navy (42-21) and Syracuse (34-10).
- With over 38 points in each of the last three games, Notre Dame has eclipsed that number in three straight games for the first time since 2006. That season, Notre Dame beat North Carolina (45-26), Air Force (39-17) and Army (41-9).
- The Irish scored 45 of their 52 points against Miami in the first half on Saturday, marking the highest scoring opening half under Brian Kelly. It was the most first-half points since the Irish hung 49 on Pitt in the first two periods on Nov. 9, 1968.
- The 28-point first quarter against the RedHawks was the highest scoring quarter for the Irish since Sept. 3, 2005, when they scored 28 points in the second quarter of a 42-21 victory at Pitt.

**SPARTAN SHUTDOWN**

- In Notre Dame’s 38-18 victory to claim the Megaphone Trophy versus Michigan State last week, the Irish stepped-up in a rivalry game.
- Notre Dame put up 28 points in the first half, marking the most first-half by the Irish in the series with the Spartans since 1992.
- With a 21-point halftime lead, it was the largest deficit at intermission for Michigan State since the Capital One Bowl on Jan. 1, 2011, when the Spartans trailed Alabama 28-0 at the break.
- Notre Dame scored on the opening drive and followed with a pick six on Michigan State’s first drive, en route to never trailing. It marked the first time Michigan State never had a lead in a game since Sept. 15, 2012, when Notre Dame took a 20-3 decision at Spartan Stadium.

- Coupled with Notre Dame’s 49-20 win at Boston College the previous week, it marked the first time since 1983 the Irish scored wins by at least 20 points on the road in consecutive weeks. That year, Gerry Faust’s teams won 27-3 at Colorado and 30-6 at South Carolina.
- Notre Dame has now won five of its last seven games in East Lansing, Michigan.

**CRAWFORD MAKING THE MOST**

Notre Dame junior CB Shaun Crawford has played in basically six and a half games during his collegiate career. He missed his entire freshman season (2015) with a torn ACL and then suffered a torn achilles in the first quarter of the second game of his sophomore season (2016). In that limited time he has:

- Returned a blocked PAT for a two-point conversion to tie Texas, 37-37, with just over three minutes remaining
- Three interceptions
- Two fumble recoveries
- A forced fumble at the goal line to negate a certain touchdown
- Five passes defended
- Assisted on a sack

**LOVE THE END ZONE**

- When Irish CB Julian Love returned an interception 59-yards for a touchdown on Michigan State’s first drive, he became the first Irish player with a pick six since 2015 when Andrew Trumbetti returned an interception for a score against Wake Forest.
- Love was the first player to accomplish the feat in a true road game since 2013 when Bennett Jackson had a pick six against Purdue. Jackson’s return was also the last time an Irish CB had an interception return for a TD.

**RUNNING DOWN RECORDS**

- Notre Dame ran for over 400 yards in two of the season’s first three games. Prior to this year, that number had been reach once previously in the Brian Kelly era.
- At Boston College, the Irish went for 515 on the ground. It was the third-most since Notre Dame ran for 597 against Navy on Nov. 1, 1969, while also trailing a 545-yard day against Army in 1974 and a 526-yard performance against Navy in 1972.
- The 515 on 51 carries was good for an average of 10.1 yards per rush, setting a modern-day record. The previous top mark was 10.0 yards per rush against Great Lakes Naval Station on Dec. 5, 1942.
- The BC game was the first time in school history the Irish had a pair of runners eclipse 200 yards on the ground in the same game. RB Josh Adams went for 229 yards on 18 carries, while QB Brandon Wimbush picked-up 207 yards and ran for four scores.
- They were the first players to eclipse 200 yards since Julius Jones ran for 218 at Stanford in 2003.
- Adams led the charge against Temple in the opener, as three Notre Dame players eclipsed 100 yards on the ground for what is believed to be the first time in school history (confirmed since at least 1954). Adams led the charge with 161 yards, followed by Dexter Williams at 124 and Wimbush at 106. As a team, the Irish totaled 422 yards
- Against Miami (Ohio), Adams set a personal best by eclipsing 100 yards on just his fifth carry of the day. He finished with 162 yards on eight carries with two TDs against the RedHawks.
- The group runs behind an offensive line anchored on the left side by captains Mike McGlinchey (LT) and Quenton Nelson (LG), as well as center Sam Mustipher and right guard Alex Bars. Those four entered the season with a combined 75 starts, allowing the line to welcome newcomers Tommy Kraemer and Robert Hainsey, who split time at right tackle in the opener.

**DOUBLE DOMERS**

- The duo of RB Josh Adams and QB Brandon Wimbush each breaking 200 yards rushing at Boston College was not only the first time the feat had been accomplished in school history, it was just the seventh time in FBS history and only the fourth time the feat had been accomplished against a major program (ND+Power Five).
- It marked the first time the feat had been accomplished against a major program since the 2012 Big Ten Championship Game, when Melvin Gordon and Montee Ball both eclipsed 200 against Nebraska.
- It last happened in college football last season, when Middle Tennessee had I’Tavius Mathers and Richie James break the mark against Florida Atlantic.

**TWO 200-YARD RUSHERS IN THE SAME GAME**

Team	Players	Yards	Opponent	Date
Notre Dame	Josh Adams Brandon Wimbush	234 207	Boston College	Sept. 16, 2017
MTSU	I’Tavius Mathers Richie James	213 207	Florida Atlantic	Nov. 26, 2016
Wisconsin	Melvin Gordon Montee Ball	216 202	Nebraska <small>(BIG Champ Game)</small>	Dec. 1, 2012
Ball State	MiQuale Lewis Cory Sykes	301 203	Eastern Michigan	Oct. 24, 2009
West Virginia	Patrick White Steve Slaton	220 215	Pittsburgh	Nov. 16, 2006
Michigan State	Sedrick Irvin Marc Renaud	238 203	Penn State	Nov. 29, 1997
Tulsa	Gordon Brown Steve Gage	214 207	Wichita State	Nov. 2, 1985

**ADAMS MOVING UP THE CHARTS**

- In addition to rushing for over 200 yards for the first time in his career at Boston College, RB Josh Adams became the 17th player in school history to eclipse the 2,000 career rushing yards mark. Doing so in 316 carries, Adams hit the mark quicker than any player in school history.
- Through the Miami (Ohio) game, Adams now totals 2,426 career yards. That total slots him eighth in school history, just 21 yards behind Cierre Wood.
- At his current pace of 131.6 yards per game, Adams would finish the regular season at 3,347 yards, a mark which would slot him third all-time.
- Adams owns the Notre Dame record for rushing yards as a freshman (835) and is the first back in school history to eclipse 800 yards in each of his first two seasons.
- In terms of quickest to the 2,000-yard club, Adams edged out George Gipp, who hit the mark in 323 carries. In terms of games, Adams was seventh-quickest. Allen Pinkett made it to 2,000 in 22 games, but on 384 carries.
- With 658 yards on the year, Adams ranks fourth nationally in rushing yards, while his 131.6 rushing yards per game rank seventh in the country.

**WIMBUSH ON THE RUN**

- With 207 rushing yards and four TDs in the win at Boston College, QB Brandon Wimbush had a recording setting day for Irish signal callers.
- He is the first quarterback in school history to put together a 200-yard rushing performance, as he topped the school record of 146 set by Bill Etter against Navy on Nov. 1, 1969.
- With four rushing TDs, it was the first time any Irish player went for four scores on the ground since Emmett Mosley scored four rushing TDs against Navy on Oct. 22, 1994.

He was the first QB in school history to score four times on the ground.

- Wimbush ranks seventh in the nation with eight rushing TDs, second among quarterbacks trailing only option QB Taquon Marshall at Georgia Tech.
- His 402 total rushing yards on the year rank 40th in the nation, but ranks fourth among QBs not running an option attack.

**DEFENSE ON THE RISE**

- Under first year defensive coordinator Mike Elko, the Notre Dame defense is showing steady improvement after five weeks of the season.
- After five games, the Irish defense has allowed 91 points and 1,929 yards. While those numbers rank just slightly better than average nationally, they are ahead of last year’s pace. Following the first five games of 2016, Notre Dame had conceded 2,305 total yards and 167 points.
- Even compared to the entirety of 2016, the defense is showing signs of progress. The Irish allowed 27.8 points per game last season and have that number down to 18.2.
- The Irish have also forced 12 turnovers through five games, with the most recent highlight being Greer Martini’s first-career interception against Miami (Ohio).
- Shaun Crawford and Daeline Hayes each have a pair of fumble recoveries. Notre Dame is the only team in FBS with two players to have multiple fumble recoveries on the year.
- The trademark of Elko’s defense has been the ability to get to the quarterback. The Irish have recorded 11 sacks. Last year, Notre Dame recorded just 14 sacks and ranked 117th in the country.

**DEFENSIVE COMPARISON**

Category	2017	2016 First Five Games	Change	End of 2016	Change
Points/Gm	18.2	33.5	- 15.3	27.8	- 9.6
Yards/Gm	385.8	461.0	-75.2	378.8	+ 7.0
TOs Forced	12	4	+8	14	--
Sacks	11	2	+ 9	14	--

**YOON HITS FOR FOUR**

- K Justin Yoon made all four of his field goal attempts against No. 15 Georgia, connecting from 39, 42, 37 and 28 yards.
- It was the a career-best performance by Yoon, who is a career 34-for-43 on field goals and 121-for-125 on PATs.
- It was the first time an Irish kicker connected for four field goals in a game since 2008 when Brandon Walker hit four in a four-overtime loss to Pittsburgh. Walker was 4-for-5, making his first four kicks before missing a 38-yarder in the fourth extra frame.

**IRISH OPEN 2017 WITH QUICK STRIKE**

- The Irish recorded their quickest offensive touchdown to open the season since at least 1963 (when records consistently show times of scores).
- Josh Adams broke a 37-yard run to the end zone just 33 seconds into the opener against Temple.
- It marked the quickest points of any kind by Notre Dame to open a season since 1993 when Pete Bercich returned an interception for a touchdown on the first play from scrimmage against Northwestern. That score occurred in just eight seconds.

**WIMBUSH WINS IN STARTING DEBUT**

- Junior Brandon Wimbush became the sixth-straight Notre Dame signal caller to win in his first career start, joining Dayne Crist (2010 vs. Purdue), Tommy Rees (2010 vs. No. 15 Utah), Everett Golson (2012 vs. Navy), Malik Zaire (2014 vs. No. 22 LSU) and DeShone Kizer (2015 vs. No. 14 Georgia Tech).
- Including his tenure at Cincinnati, head coach Brian Kelly has now seen each of the last nine quarterbacks he has started emerge victorious from their debut starts.
- Wimbush not only completed 17 of 30 passes for 184 yards and two TDs, but the signal caller rushed for 106 yards on 12 carries and one TD. Wimbush became the first Irish quarterback responsible for three or more touchdowns (two passing, one rushing) in his first career start since Rees (three passing) against No. 15 Utah in 2010. Since 1985, only Wimbush, Rees, Matt LoVecchio (two passing, one rushing against Stanford in 2000) and Ron Powlus (four passing against Northwestern in 1994) can claim that distinction in their first career start.
- Wimbush was Notre Dame's 24th different starting quarterback since 1985. The Irish are 18-6 (.750) in those games featuring a first-time starter under center. Notre Dame improved to 10-2 (.833) in such games at Notre Dame Stadium.
- From 1985-98, Notre Dame was victorious in nine straight games in which an Irish quarterback was making his first career start, including four coming in a season opener. Those openers were won by Rick Mirer (No. 1 Notre Dame def. No. 4 Michigan 28-24 in '90), Kevin McDougal (No. 7 Notre Dame def. Northwestern 27-12 in '93), Powlus (No. 3 Notre Dame def. Northwestern 42-12 in '95) and Jarious Jackson (No. 22 Notre Dame def. No. 5 Michigan 36-20 in '98).
- Notre Dame's nine-game, first-start streak ended in the 10-0 loss at USC on Nov. 28, 1998, when Eric Chappell started in place of the injured starter Jackson (then-freshman Arnaz Battle also played a large chunk of that game).
- Following the 1998 meeting with USC, the Irish won three consecutive games under first-time signal callers. In fact, all three came during the same season, 2000, and occurred over the year's first five contests. Battle (Notre Dame def. No. 24 Texas A&M, 24-10), Gary Godsey (Notre Dame def. Purdue, 23-21) and Matt LoVecchio (No. 25 Notre Dame def. Stanford, 20-14).
- The Irish then dropped four straight contests with a first-time starting quarterback under center.
- Notre Dame used a trio of first-time signal callers in 2007, including one in each of the first two games of the season. Demetrius Jones (Georgia Tech def. Notre Dame, 33-3), Jimmy Clausen (No. 14 Penn State def. Notre Dame, 31-10) and Evan Sharpley (No. 13 USC def. Notre Dame, 38-0) all failed to walk away with a victory.
- Dayne Crist snapped that five-game skid with a victorious debut against Purdue on Sept. 4, 2010.

**LAST 25 NOTRE DAME QUARTERBACK STARTING DEBUTS**

Name, Cl.	Date	Opp.	Score	C-A-I	Yds	TD	Rush-Yds	TD
Terry Andrysiak, So.	11/9/85	Mississippi	W, 37-14	4-8-0	60	1	2-(-7)	0
Tony Rice, So.	10/17/87	at Air Force	W, 35-14	1-5-1	10	0	9-70	2
Kent Graham, Fr.	11/7/87	Boston College	W, 32-25	6-8-1	11	0	3-7	0
Rick Mirer, So.	9/15/90	Michigan	W, 28-24	14-23-1	165	1	10-12	1
Paul Faila, Fr.	9/28/91	at Purdue	W, 45-20	1-1-0	10	0	2-11	0
Kevin McDougal, Sr.	9/4/93	Northwestern	W, 27-12	6-8-0	135	0	5-(-16)	0
Ron Powlus, So.	9/3/94	Northwestern*	W, 42-15	18-24-0	291	4	2-6	0
Tom Krug, Jr.	11/18/95	at Air Force	W, 44-14	8-13-1	96	0	3-13	0
Jarious Jackson, Sr.	9/5/98	Michigan	W, 36-20	4-10-1	96	2	16-62	0
Eric Chappell, Jr.	11/28/98	at USC	L, 0-10	0-3-2	0	0	7-33	0
Arnaz Battle, Jr.	9/2/00	Texas A&M	W, 24-10	10-16-0	133	0	12-50	0
Gary Godsey, So.	9/16/00	Purdue	W, 23-21	14-25-1	158	0	7-3	1
Matt LoVecchio, Fr.	10/7/00	Stanford	W, 20-14	10-18-0	100	2	13-36	1
Carlyle Holiday, So.	9/29/01	at Texas A&M	L, 3-24	6-13-2	73	0	12-23	0

Name, Cl.	Date	Opp.	Score	C-A-I	Yds	TD	Rush-Yds	TD
Pat Dillingham, So.	10/5/02	Stanford	W, 31-7	14-27-1	129	0	2-(-20)	0
Brady Quinn, Fr.	9/27/03	at Purdue	L, 10-23	29-59-4	297	1	8-25	0
Demetrius Jones, So.	9/1/07	Georgia Tech	L, 3-33	1-3-0	4	0	12-28	0
Jimmy Clausen, Fr.	9/8/07	at Penn State	L, 10-31	17-32-1	144	0	10-(-25)	0
Evan Sharpley, So.	10/20/07	USC	L, 0-38	17-33-1	117	0	8-(-31)	0
Dayne Crist, Jr.	9/4/10	Purdue	W, 23-12	19-26-0	205	1	9-6	0
Tommy Rees, Fr.	11/13/10	Utah	W, 28-3	13-20-0	129	3	2-(-7)	0
Everett Golson, Fr.	9/1/12	Navy#	W, 50-10	12-18-1	144	1	1-(-8)	0
Malik Zaire, So.	12/30/14	LSU&	W, 31-28	12-15-0	96	1	22-96	1
DeShone Kizer, So.	9/19/15	Georgia Tech	W, 30-22	21-30-1	242	1	5-6	0
Brandon Wimbush, Jr.	9/2/17	Temple	W, 49-16	17-30-1	184	2	12-106	1

\* - Soldier Field, Chicago, Illinois  
 # - Aviva Stadium, Dublin, Ireland  
 & - Music City Bowl, Nashville, Tennessee

**WIMBUSH WINS BY LAND AND AIR**

- In passing for 184 yards and rushing for 114 in the season opener, Irish QB Brandon Wimbush proved his potential as a dual threat quarterback.
- Wimbush is believed to be the first Irish QB since at least 1942 to break 100 yards in both passing and rushing in his first career start.
- He is just the sixth different Notre Dame quarterback to hit the century mark in both categories.
- Paul Hornung, Joe Theismann and Tony Rice were the first three to accomplish the feat, while Jarious Jackson and DeShone Kizer each hit the mark twice.
- Kizer's first such performance also came against Temple in 2015.
- Wimbush scored Notre Dame's only TD in the one-point loss to No. 15 Georgia on a one-yard run.

**COIN TOSS CAPTAINS**

Head coach Brian Kelly has named seven team captains for the 2017 campaign, but NCAA rules limit teams to sending four student-athletes to the middle of the field for the coin toss. The captains include:

- RB Josh Adams
- LB Greer Martini
- OL Mike McGlinchey
- LB Nyles Morgan
- OL Quenton Nelson
- LB Drue Tranquill
- WR Austin Webster

The Irish are 3-2 on the toss this season. Martini and Morgan are both 2-0 when taking part in the coin toss.

**NOTRE DAME'S COIN TOSS CAPTAINS**

Game	Captains	W/L Toss	Election
Temple	Martini, McGlinchey, Morgan	Won	Received
Georgia	Adams, Nelson, Tranquill	Loss	UGA Deferred
Boston College	Martini, Morgan, Tranquill	Won	Deferred
Michigan State	Adams, McGlinchey, Nelson, Webster	Loss	MSU Deferred
Miami (Ohio)	Martini, Morgan, Nelson, Webster	Won	Received



## POSITIONAL BREAKDOWN

### QUARTERBACKS

- Brandon Wimbrush has emerged as one of the most successful rushing quarterbacks in the nation in the early going. He is fourth among non-option QBs and 40th among all players with 402 rushing yards. His eight rushing TDs this season rank seventh in the country and against BC he became the first Irish QB in modern history to rush for over 200 yards and score four rushing TDs.
- Ian Book is the backup for Wimbrush. Book has seen limited action this season. He made his collegiate debut against Georgia while Wimbrush had an issue with a contact lens. Book has also seen action against Boston College and Miami (Ohio) and threw a career-long completion of 48 yards to Chris Finke against the RedHawks.

### RUNNING BACKS

- Josh Adams leads a strong Irish rushing game with 658 yards on the year. He's third nationally at 9.01 yards per carry. Against BC, he became the 17th back in school history to reach 2,000 career yards now stands eighth on the Notre Dame career rushing list at 2,426 yards..
- Dexter Williams, Tony Jones Jr. and Deon McIntosh provide depth at the position. Jones and McIntosh combined for 95 yards on 16 carries against Miami (Ohio) while Williams missed the game with an ankle injury.

### WIDE RECEIVERS

- Equanimeous St. Brown leads a group of wide outs looking to grow in experience in 2017. St. Brown leads the team with 14 catches for 202 yards and two TDs. He led the team with nine TD grabs last season, ranking sixth nationally among freshmen and sophomores.
- Chase Claypool, Cam Smith, Chris Finke and Miles Boykin have emerged as the next threats. Claypool and Boykin both had TD receptions against Miami (Ohio).
- The group took a hit entering the BC game when transfer Freddy Canteen was lost for the year (labrum).

### TIGHT ENDS

- Notre Dame maintains its legacy as Tight End U with five tight ends who have seen action the first five weeks.
- Durham Smythe is the incumbent starter. He's made four catches for 88 yards thus far. Alizé Mack has returned after missing the 2016 season and has 11 catches for 116 yards as the team's second-leading receiver. Senior Nic Weishar has the lone TD among the group and totals three catches for 20 yards.
- The Irish welcomed in arguably the best tight end class in the country and both true freshmen have seen action. Brock Wright entered as the No. 1 tight end according to ESPN and Rivals, while Cole Kmet was ranked No. 3 by both groups. Both have played in all three games, with Wright occasionally lining up at fullback and Kmet seeing heavy action on special teams.

### OFFENSIVE LINE

- With four returning starters, Notre Dame's offensive line has paved the way for the Irish to go for over 300 rushing yards in three of five games.
- Led by preseason All-Americans Mike McGlinchey (tackle) and Quenton Nelson (guard) on the left side, the group also returns center Sam Mustipher and Alex Bars, who has moved from right tackle to right guard. Tommy Kraemer and Robert Hainsey have split time at right tackle.
- Led by offensive line coach Harry Hiestand, the offensive line has helped the Irish to a rank of seventh nationally in rushing offense (301.4 per game), while they have been especially adept at helping the offense convert on red zone opportunities. While the Irish are a perfect 22-for-22 in the red zone this season, 15 of the 22 trips have ended with rushing touchdowns.

### DEFENSIVE LINE

- Under the tutelage of assistant head coach Mike Elston, the defensive line has thrived in defensive coordinator Mike Elko's system. Jerry Tillery, Jay Hayes, Jonathan Bonner and Daelin Hayes have been the starters, while Andrew Trumbetti, Julian Okwara, Khalid Kareem and Myron Tagovailoa-Amosa and Kurt Hinish see heavy action, as well.
- Against No. 15 Georgia, the group totaled three TFLs and a sack while holding the Bulldogs to two or fewer yards rushing on 21 of their 43 rushing attempts.
- On the year, the line has 7.5 sacks, a forced fumble and a fumble recovery.

### LINEBACKERS

- The Irish linebackers have also seen a new level of play under position coach Clark Lea and defensive coordinator Mike Elko.
- Greer Martini (buck), Nyles Morgan (mike) and Drew Tranquill (rover) have been the starters for all five games, while Te'Von Coney has seen a large share of playing time, as well.
- Those four are the team leaders in tackles, as Morgan leads the way with 41, followed by Coney at 36, Martini at 34 and Tranquill at 27.
- In addition, Coney and Morgan both have sacks, while Tranquill leads the team with 4.5 TFLs.

### SECONDARY

- Julian Love and Nick Watkins have started all five games at cornerback. Love, a 247 Freshman All-American in 2016, has an interception, 21 tackles and six pass break-ups, while Watkins has 17 tackles to go along with four break-ups.
- Shaun Crawford has provided depth at corner and had a breakout performance at BC. He had two interceptions and a fumble recovery in the win over the Eagles, while also registering two tackles and a pass break-up. Crawford followed with a forced fumble and fumble recovery at Michigan State.
- At safety, it's been Nick Coleman and Jalen Elliot as starters for all five games. Coleman has made 18 tackles, while Elliott has contributed 16.

### SPECIAL TEAMS

- On special teams, the Irish return veterans at kicker, punter and holder, while breaking in a new long snapper.
- Justin Yoon has been the kicker since stepping on campus. He had his first four-for-four FG performance against Georgia this season and owns a career long of 52 yards.
- Tyler Newsome is in his third year as the Irish punter. He ranks 22nd in the nation in punting after five weeks with an average kick of 44.6 yards.
- Senior QB Montgomery VanGorder continues as the team's holder.
- The Irish welcome a new long snapper to the mix this season, as John Shannon has made his debut at the position after not playing as a freshman.

**FRESH LOOK FOR STAFF**

- The Dick Corbett Head Football Coach Brian Kelly welcomes six new staff members to the fold in 2017.
- The group includes new coordinators for all three phases (OC Chip Long, DC Mike Elko and ST Brian Polian), with new position group coaches for the wide receivers (Del Alexander), quarterbacks (Tom Rees) and linebackers (Clark Lea).
- As part of the staff changes, Mike Elston has shifted to coaching the defensive line while also being promoted to assistant head coach.
- Polian has taken over the role of recruiting coordinator in addition to his special teams responsibilities.
- Holdovers on Kelly's staff include Elston, running backs coach Autry Denson, offensive line coach Harry Hiestand and the Pat and Jana Eilers Family Defensive Backs Coach, Todd Lyght.
- With the addition of Rees, Kelly's staff now includes three former Notre Dame football players, as he joins Denson and Lyght.
- Read on for some notes on the new assistant coaches, while full bios on all staff members can be found in the Notre Dame Football Media Guide from pages 16-35.

Coach	Position	Notes
Del Alexander	Wide Receivers	<ul style="list-style-type: none"> <li>• Helped Arizona State passing game average 299.1 yds/ game in 2015</li> <li>• Contributed to school-record 3,280 passing yards at Wisconsin in 2011</li> </ul>
Mike Elko	Defensive Coordinator	<ul style="list-style-type: none"> <li>• One of two DCs in the nation to rank in the top-40 of total defense in FBS each of the last five years</li> <li>• In 2017, Wake was one of just four schools in FBS among the top-20 in turnovers forced, sacks and scoring defense, with the other three (Alabama, Clemson &amp; Washington) all making the College Football Playoff.</li> </ul>
Clark Lea	Linebackers	<ul style="list-style-type: none"> <li>• Coached All-American Akeem Ayers at UCLA</li> <li>• Mentored Marquel Lee at Wake Forest, the only FBS linebacker with at least 100 tackles, 20 TFLs and 7.5 sacks last season</li> </ul>
Chip Long	Offensive Coordinator	<ul style="list-style-type: none"> <li>• Had Memphis ranked among the FBS top-20 in passing offense, scoring offense, completion percentage, passing efficiency and first downs gained last year</li> <li>• As TE coach and recruiting coordinator at Arizona State in 2013 and 2014, helped Sun Devils post consecutive 10-win seasons while averaging 37.0 points per game.</li> </ul>
Brian Polian	Special Teams Coordinator & Recruiting Coordinator	<ul style="list-style-type: none"> <li>• Second stint at Notre Dame (2005-09)</li> <li>• Head coach at Nevada (2013-16)</li> <li>• Led Wolfpack to consecutive bowl games in 2014 &amp; 2015, including school's fifth bowl win in 2015</li> <li>• Helped 2008 Irish lead nation in kick return defense</li> </ul>
Tom Rees	Quarterbacks	<ul style="list-style-type: none"> <li>• Played QB at Notre Dame from 2010-13</li> <li>• Posted a 23-8 record as a starting QB for Irish</li> <li>• Second all-time at Notre Dame in touchdown passes, third all-time in yards</li> <li>• Spent 2016 as an offensive assistant with the San Diego Chargers, helping Phillip Rivers rank fourth in the NFL in passing yards and third in touchdowns</li> </ul>

**BIGGER THAN BRICK**

Notre Dame Stadium enters a new era in 2017 with renovations and the additions of Corbett Family Hall, O'Neill Hall and Duncan Student Center.

**STADIUM UPGRADES**

- Renovated home and visitor locker room space and Schivarelli Lounge
- New videoboard boasting the highest resolution at any NCAA outdoor venue
- Upgraded concessions and restrooms
- 1930's art deco look to main concourse
- Addition 150 television monitors on the concourse
- Improved wifi and cell service

**CORBETT FAMILY HALL**

- Martin Media Center & Notre Dame Studios
- Departments of Anthropology and Psychology
- Downes Club hospitality space
- Press box and radio broadcast locations

**DUNCAN STUDENT CENTER**

- Restaurants, including Hagerty Family Cafe, Midfield Commons and Innovation Lounge
- Grojean Family Loft, student media center and climbing wall
- Smith Center for RecSports
- 1842 Club
- Dahnke Ballroom & Rasmus Family Club
- New NBC Sports broadcast position, game management locations and coaches booths

**O'NEILL HALL**

- LaBar Family Recital & Performance Halls
- Michuda Family Rehearsal Hall & music library
- Music department offices and practice rooms
- South Club hospitality space

For a full look at the upgrades in and around Notre Dame Stadium, visit: [und.com/biggerthanbrick](http://und.com/biggerthanbrick).

**SIZE IT UP**

Prior to the Temple game, Notre Dame Stadium's capacity was officially announced as 77,622. This becomes the sixth official capacity in Stadium history.

**PAST NOTRE DAME STADIUM CAPACITIES**

- 1930-96 59,075
- 1997 80,225
- 1998-99 80,012
- 2000 80,232
- 2001-16 80,795

**FOLLOWING THE IRISH**

- Fans can follow Notre Dame football via multiple outlets and around the world.
- NBC Sports has been the exclusive home to Notre Dame football since 1991. All seven home games in 2017 can be seen on NBC or NBCSN, as well as on the NBC Sports Live Extra App.
- Irish football games are available internationally via NBC Sports Gold. For \$49.99, fans in 13 countries (Austria, Canada, Denmark, Germany, Ireland, Italy, Japan, Luxembourg, Netherlands, Spain, Sweden, Switzerland and the United Kingdom) can purchase access to all seven home games at NBCSportsGold.com.
- Weekly replays and Inside Notre Dame Football with Brian Kelly are available nationwide.

Market	Station	Replay	INDFB
NY/NJ/PA/CT	SNY	Yes	Yes
Chicago/IL/IN/IA/WI	NBC Sports Chicago	Yes	Yes
Florida	Sun Sports		Yes
Washington, D.C./NC/PA/MD/DE/VA/WV	NBC Sports Washington	Yes	Yes
Saint Louis/IL/IN/MO/NE/KA/IA	FOX Sports Midwest		Yes
Houston/TX/LA/AR/NM	Root Sports Southwest	Yes	Yes
Boston/Providence/New England	NESN	Yes	Yes
San Francisco/Bay Area	NBC Sports California	Yes	Yes
Philadelphia	NBC Sports Philadelphia	Yes	Yes
Philadelphia/Harrisburg/Pittsburgh	The Comcast Network	Yes	Yes
Detroit/MI/NW Ohio/No. Indiana	FOX Sports Detroit		Yes
Oregon	NBC Sports Northwest	Yes	Yes
Colorado	Comcast Entertainment TV	Yes	
New Orleans/LA/TX/GA/MS/VA/AR/FL	Cox Sports TV New Orleans	Yes	Yes
Denver	KETD-TV 53.2 Digital	Yes	Yes
Cleveland	SportsTime Ohio		Yes
Pittsburgh/PA/WV/NY/MD/OH	Root Sports Pitt		Yes
Indianapolis	WHMB-TV 40	Yes	Yes
Indianapolis	Xfinity Channel 81		Yes
Las Vegas	KEEN-TV 17	Yes	Yes
New Orleans	WHNO-TV 20	Yes	Yes
Wilkes Barre/Scranton	WQMY-TV MyTV	Yes	Yes
Tulsa	KWHB-TV 47	Yes	Yes
Wichita-Hutchinson	KGPT 49 & KSMI T 41	Yes	Yes
Honolulu	KWHW-TV 14	Yes	Yes
Toledo	WMNT-TV	Yes	Yes
Toledo	Buckeye SportsNetwork	Yes	
Huntsville	WYAM TV51	Yes	Yes
Madison, Wisconsin	CW57 Sports	Yes	Yes
Colorado Springs-Pueblo	KWHS-TV 51	Yes	Yes
South Bend	WNDU-TV 16		Yes
South Bend	CW25	Yes	
Jasper, Indiana	WJTS TV27	Yes	Yes
Binghamton, NY	WBPN TV My 8	Yes	Yes
Clarksburg/Mannington, WV	TKMI Broadcasting		Yes
St. Croix, U.S. Virgin Islands	WCVI-TV 23	Yes	
METV	25 Middle East Countries	Yes	
Family Entertainment Television	United States	Yes	
On Demand from Xfinity			Yes
UND.com			Yes

OCTOBER 7							
Year	ND Rank	Team	Opp Rank	W/L/T	Score (ND-Opp.)	Site	
1905		Michigan State		W	28	0	H
1911		Ohio Northern		W	32	6	H
1916		Western Reserve		W	48	0	A
1922		Saint Louis		W	26	0	H
1933		Kansas		T	0	0	H
1939		Georgia Tech		W	17	14	H
1944		Tulane		W	26	0	H
1950	1	Purdue		L	14	28	H
1955	5	Miami (Fla.)	15	W	14	0	A
1961		Purdue		W	22	20	A
1967	6	Iowa		W	56	6	H
1972	7	Michigan State		W	16	0	A
1978		Michigan State		W	29	25	A
1989	1	Stanford		W	27	17	A
1995	23	Washington	15	W	29	21	A
2000	25	Stanford		W	20	14	H
2006	12	Stanford		W	31	10	H

**ON THIS DATE**

- Notre Dame is 15-1-1 all-time on Oct. 7. The Irish have won nine straight contests on this date, stretching back over 67 years.
- The most recent outing was a 31-10 victory over Stanford in 2006. The win was part of an eight-game winning streak that propelled the Irish to the Sugar Bowl. Brady Quinn was 27-37 for 232 yards and three TDs, while Darius Walker ran for 157 yards and a score. Jeff Samardzija, John Carlson and Rhema McKnight had the TD receptions for Charlie Weis' squad.
- Three of the last four outings on Oct. 7 have been against the Cardinal. Bob Davie's team defeated Stanford, 20-14, on this date in 2000, kicking off a season-ending, seven-game winning streak which sent the Irish to the Fiesta Bowl. Matt LoVecchio threw a pair of TD passes to David Givens and Julius Jones added a rushing TD in the victory. In 1989, the top-ranked Irish won 27-17, at Stanford, en route to an 11-0 start.
- The last Oct. 7 opposition that was not the Cardinal came in 1995 when No. 23 Notre Dame took down No. 15 Washington, 29-21. Ron Powlus had a pair of TD passes to Derrick Mayes while Autry Denson ran for a TD and Allen Rossum returned a kickoff for a score.
- The nine-game winning streak on this date also includes wins over Michigan State (twice), Iowa, Purdue and Miami (Fla.).
- Notre Dame's lone defeat on Oct. 7 came in 1950, a 28-14 loss to Purdue in the second game of the season.
- That game snapped a seven-game unbeaten streak on this date with victories over Tulane (1944), Georgia Tech (1939), Saint Louis (1922), Western Reserve (1916), Ohio Northern (1911) and Michigan State (1905), as well as a 0-0 tie with Kansas in 1933.
- Counting this weekend's game at North Carolina, the Irish have been ranked in their last five contests on Oct. 7.
- Since Notre Dame resumed going to bowl games following the 1969 season, the Irish have advanced to a major bowl in every season which has seen them play on Oct. 7.
  - 2006 Sugar
  - 2000 Fiesta
  - 1995 Orange
  - 1989 Orange
  - 1978 Cotton
  - 1972 Orange

IRISH IN THE NFL (Through Week Two)			
Player	Team	Pos.	Notes
Sheldon Day	Jacksonville	DT	Two assisted tackles in three games
Tyler Eifert	Cincinnati	TE	Out since week two (back & knee)
Matthias Farley	Indianapolis	S	INT, 22 tackles, 11 assists on season
Anthony Fasano	Miami	TE	Action in three games
Michael Floyd	Minnesota	WR	37 catches for 488 and 5 TDs in 2016
Will Fuller V	Houston	WR	4 Rec, 35 Yds, 2 TD in debut week four
J.J. Jansen	Carolina	LS	Played in every game since 2009
T.J. Jones	Detroit	WR	Eight rec. for 128 yards in four games
DeShone Kizer	Cleveland	QB	51.4 comp. pct. with 3 TDs in four starts
Ben Koyack	Jacksonville	TE	Action in all four games
Cole Luke	Carolina	CB	Injured Reserve (ankle)
Zack Martin	Dallas	OG	Played 52 consecutive games
Nick Martin	Houston	C	Started all four games
Troy Niklas	Arizona	TE	Two catches in four games
Romeo Okwara	NY Giants	DE	One tackle, one assist in four games
James Onwualu	LA Chargers	LB	Played in all four games
C.J. Prosise	Seattle	RB	Eight rushes for 20 yards in three games
Theo Riddick	Detroit	RB	14 rec., TD for 90 yards in four games
Isaac Rochell	LA Chargers	DE	1 tackle in NFL debut; On practice squad
Kyle Rudolph	Minnesota	TE	10 rec., 109 yards, TD in four games
KeiVarae Russell	Cincinnati	CB	Five tackles in 2nd game (week four)
Harrison Smith	Minnesota	S	INT, 17 tackles, 7 assists in four games
Jaylon Smith	Dallas	LB	FF, 18 tackles, 16 assists in 4 games
Ronnie Stanley	Baltimore	OT	Started all four games
John Sullivan	LA Rams	C	Started all four games
Golden Tate	Detroit	WR	24 rec., 219 yds, TD (caught 75% of targets)
Manti Te'o	New Orleans	LB	Eight tackles, six assists in four games
Stephon Tuitt	Pittsburgh	DE	Played two games with 0.5 sack
Ishaq Williams	NY Giants	DE	Injured Reserve (knee)

LAST 10 MEETINGS								
Year	Month	Date	ND Rank	Opp Rank	W/L/T	Score (ND-Opp.)		Site
1959	September	26			W	28	8	H
1960	October	8			L	7	12	A
1962	November	17			W	21	7	H
1965	November	13	4		W	17	0	H
1966	October	15	2		W	32	0	H
1971	October	16	7		W	16	0	H
1975	October	11	15		W	21	14	A
2006	November	4	11		W	45	26	H
2008	October	11		22	L	24	29	A
2014	October	11	6		W	50	43	H

*ND leads series 17-2-0; ND leads series at UNC 4-2-0*  
*For complete series history, see page 189 of 2017 Notre Dame football media guide*

THE IRISH CONNECTIONS		
ND Student-Athlete	Hometown/High School	UNC Student-Athlete
DL Julian Okwara	Charlotte, NC/Andrey Kell	LS Kyle Murphy OG Mason Veal
K Jonathan Doerer	Charlotte, NC/South Mecklenberg	DE Jake Lawler
OL Dillan Gibbons	Clearwater, FL/Central Catholic	CB C.J. Cotman
WR Kevin Stepherson	Jacksonville, FL/First Coast Jacksonville, FL	OT William Sweet LB Dominique Ross LB Andre Smith
LB Drew White	Boca Raton, FL	TE Jake Bargas
QB Montgomery VanGorder	Buford, GA/Buford	OG Nick Polino
WR Mick Assaf	Atlanta, GA	S Jack Dinges TB Stanton Truitt WR Brooks Langley
CB Donte Vaughn	Memphis, TN	WR Devin Perry
OL Alex Bars K Justin Yoon	Nashville, TN	WR Rontavius Groves
LB Jeremiah Owusu-Koramoah	Hampton, VA	WR Dazz Newsome

**THE NORTH CAROLINA SERIES**

- Notre Dame and North Carolina will meet for the 20th time on Saturday in Chapel Hill, NC, with the Irish having won 17 of the 19 meetings thus far. Both UNC wins have come in Chapel Hill, with the Irish holding a 4-2 advantage in games played at UNC.
- The most recent outing was a 50-43 Irish victory at Notre Dame Stadium on Oct. 11, 2014. Everett Golson threw for 300 yards and three TDs while Tarean Folston ran for 98 yards and a pair of scores.
- The meeting prior to that was Carolina's only win in the series since 1961, as the No. 22 Tar Heels took a 29-24 decision from the Irish. QB Jimmy Clausen threw for two TDs and 383 yards, but also threw a pair of interceptions. The Irish had a chance late, as they drove to the UNC seven-yard line, but a review ruled that receiver Michael Floyd fumbled after a catch and the Tar Heels recovered to secure the win.
- The other recent meeting between the sides came in 2006, when the No. 11 Irish won 45-26 at Notre Dame Stadium. Brady Quinn was 23-35 for 346 yards and four TDs, including a pair to Rhema McKnight. The Irish defense held UNC to 244 yards to help the team move to 8-1 en route to a Sugar Bowl invitation.
- Prior to 2006, the Irish and Tar Heels had not met since 1975, a 21-14 Notre Dame victory in Chapel Hill. The teams played semi-regularly, with 15 meetings between 1949 and '75. UNC's only other win came in 1960 via a 12-7 final score.
- The first meeting between Notre Dame and North Carolina came at Yankee Stadium, as Frank Leahy's top-ranked Irish soared past the Tar Heels, 42-6, en route to a consensus national championship.
- North Carolina athletic director Lawrence R. "Bubba" Cunningham played golf at Notre Dame before graduating in 1984 and following with an MBA from Notre Dame in 1988. He worked in the Notre Dame athletics department from 1988-2002.

2017 NORTH CAROLINA FOOTBALL SCHEDULE (1-4, 0-3 ACC Coastal)			
Date	Opponent	Site	Time-TV/Result-Score
Sept. 2	California	Chapel Hill, NC	L 30-35
Sept. 9	Louisville	Chapel Hill, NC	L 35-47
Sept. 16	at Old Dominion	Norfolk, VA	W 53-23
Sept. 23	Duke	Chapel Hill, NC	L 17-27
Sept. 30	at Georgia Tech	Atlanta, GA	L 7-33
Oct. 7	Notre Dame	Chapel Hill, NC	3:30 p.m. ABC
Oct. 14	Virginia	Chapel Hill, NC	3:30 p.m.
Oct. 21	at Virginia Tech	Blacksburg, VA	
Oct. 28	Miami	Chapel Hill, NC	
Thu. Nov. 9	at Pitt	Pittsburgh, PA	7:30 p.m. ESPN
Nov. 18	Western Carolina	Chapel Hill, NC	
Nov. 25	at NC State	Raleigh, NC	




IRISH VS. THE ATLANTIC COAST CONFERENCE																	
Team	Home				Away				Neutral				Overall				
	W	L	T	%	W	L	T	%	W	L	T	%	W	L	T	%	
Boston College	7	5	0	.583	5	4	0	.556	3	0	0	1.000	15	9	0	.625	
Clemson	0	1	0	.000	1	1	0	.500	0	0	0	--	1	2	0	.333	
Duke	3	1	0	.750	0	1	0	.000	0	0	0	--	3	2	0	.600	
Florida State	1	2	0	.333	1	1	0	.500	0	3	0	.000	2	6	0	.250	
Georgia Tech	16	3	0	.842	12	2	1	.833	0	1	0	.000	28	6	1	.814	
Louisville	0	1	0	.000	0	0	0	--	0	0	0	--	0	1	0	.000	
Miami, Fla.	9	1	0	.900	6	6	1	.500	3	0	0	1.000	18	7	1	.712	
North Carolina	12	0	0	1.000	4	2	0	.667	1	0	0	1.000	17	2	0	.895	
N.C. State	0	0	0	--	0	1	0	.000	0	1	0	.000	0	2	0	.000	
Pittsburgh	21	10	0	.677	27	11	1	.705	0	0	0	--	48	21	1	.693	
Syracuse	2	1	0	.667	1	1	0	.500	2	1	0	.667	5	3	0	.625	
Virginia	0	0	0	--	1	0	0	1.000	1	0	0	1.000	2	0	0	1.000	
Virginia Tech	0	1	0	.000	0	0	0	--	0	0	0	--	0	1	0	.000	
Wake Forest	2	0	0	1.000	1	0	0	1.000	0	0	0	--	3	0	0	1.000	
<b>TOTAL</b>	<b>73</b>	<b>26</b>	<b>0</b>	<b>.737</b>	<b>59</b>	<b>30</b>	<b>3</b>	<b>.658</b>	<b>10</b>	<b>6</b>	<b>0</b>	<b>.625</b>	<b>142</b>	<b>62</b>	<b>3</b>	<b>.693</b>	

ASSOCIATED PRESS TOP 25 (Oct. 1)				
Rk	Team (1st Place Votes)	Record	Points	Trend
1	Alabama (44)	5-0	1506	—
2	Clemson (17)	5-0	1475	—
3	Oklahoma	4-0	1392	—
4	Penn State	5-0	1325	—
<b>5</b>	<b>Georgia</b>	<b>5-0</b>	<b>1237</b>	<b>+ 2</b>
6	Washington	5-0	1218	—
7	Michigan	4-0	1115	+ 1
8	TCU	4-0	1079	+ 1
9	Wisconsin	4-0	1028	+ 1
10	Ohio State	4-1	1016	+ 1
11	Washington State	5-0	980	+ 5
12	Auburn	4-1	802	+ 1
<b>13</b>	<b>Miami</b>	<b>3-0</b>	<b>782</b>	<b>+ 1</b>
<b>14</b>	<b>USC</b>	<b>4-1</b>	<b>713</b>	<b>- 9</b>
15	Oklahoma State	4-1	664	—
16	Virginia Tech	4-1	549	- 4
17	Louisville	4-1	507	—
18	South Florida	5-0	440	—
19	San Diego State	5-0	373	—
20	Utah	4-0	358	—
21	Florida	3-1	349	—
	<b>Notre Dame</b>	<b>4-1</b>	<b>349</b>	<b>+ 1</b>
23	West Virginia	3-1	221	—
<b>24</b>	<b>NC State</b>	<b>4-1</b>	<b>149</b>	<b>NR</b>
25	UCF	3-0	120	NR

COACHES POLL (Oct. 1)				
Rk	Team (1st Place Votes)	Record	Points	Trend
1	Alabama (58)	5-0	1593	—
2	Clemson (6)	5-0	1537	—
3	Oklahoma	4-0	1460	—
4	Penn State	5-0	1379	—
5	Washington	5-0	1330	1
<b>6</b>	<b>Georgia</b>	<b>5-0</b>	<b>1244</b>	<b>2</b>
7	Michigan	4-0	1203	—
8	Wisconsin	4-0	1099	2
9	Ohio State	4-1	1091	—
10	TCU	4-0	1057	1
11	Washington State	5-0	936	5
<b>12</b>	<b>Miami</b>	<b>3-0</b>	<b>850</b>	<b>1</b>
13	Auburn	4-1	782	2
14	Oklahoma State	4-1	756	—
<b>15</b>	<b>USC</b>	<b>4-1</b>	<b>745</b>	<b>10</b>
16	South Florida	5-0	562	1
17	Louisville	4-1	550	1
18	Utah	4-0	503	1
19	Virginia Tech	4-1	455	7
20	Florida	3-1	382	—
21	San Diego State	5-0	371	—
<b>22</b>	<b>Notre Dame</b>	<b>4-1</b>	<b>241</b>	<b>NR</b>
23	West Virginia	3-1	239	—
<b>24</b>	<b>NC State</b>	<b>4-1</b>	<b>127</b>	<b>NR</b>
25	UCF	3-0	60	NR

**Others receiving votes:** Oregon 19, Florida State 15, Georgia Tech 10, Texas Tech 10, **Stanford 8**, Navy 7, Kansas State 3, Memphis 2, Texas A&M 2, Maryland 1, Troy 1

**Others receiving votes:** Florida State 55, Kansas State 35, Georgia Tech 31, **Navy 30**, Texas A&M 27, **Stanford 18**, Oregon 17, Kentucky 14, Troy 9, Maryland 6, **Michigan State 2**, Memphis 1, Colorado State 1, Mississippi State 1, Arkansas 1

2017 NOTRE DAME OPPONENT UPDATE					
Rk	Team	Record	Last Week	This Week	Next Week (10/14)
		2-3 0-2 American East	Loss, 13-20 vs. Houston	at East Carolina Noon	vs. UConn
6/ 6		5-0 2-0 SEC East	Win, 41-0 vs. Tennessee	at Vanderbilt Noon	vs. Missouri
		2-3 0-2 ACC Atlantic	W, 28-8 vs. Central Mich.	vs. Virginia Tech 7:15 p.m.	at Louisville
		3-1 0-0 B1G East	W, 17-10 vs. Iowa	at Michigan 7:30 p.m.	at Minnesota
		2-3 1-0 MAC East	Loss, 17-52 at Notre Dame	vs. Bowling Green 2:30 p.m.	at Kent State 3:30 p.m.
		1-4 0-3 ACC Coastal	Loss, 7-33 at Georgia Tech	vs. Notre Dame 3:30 p.m.	vs. Virginia 3:30 p.m.

2017 NOTRE DAME OPPONENT UPDATE					
Rk	Team	Record	Last Week	This Week	Next Week (10/14)
14/ 15		4-1 2-1 Pac 12 South	Loss, 27-30 at Wash. State	vs. Oregon State 4 p.m.	vs. Utah
24/ 24		4-1 2-0 ACC Atlantic	Win, 33-25 vs. Syracuse	vs. Louisville 8 p.m. Thursday	at Pitt Noon
		4-1 1-1 ACC Atlantic	Loss, 19-26 vs. Florida State	at Clemson Noon	Idle
13/ 12		3-0 1-0 ACC Coastal	Win, 41-6 at Duke	at Florida State 3:30 p.m.	vs. Georgia Tech
RV/ RV		4-0 3-0 American West	Win, 31-21 at Tulsa	vs. Air Force 3:30 p.m.	at Memphis
RV/ RV		3-2 2-1 Pac 12 North	Win, 34-24 vs. Arizona State	at Utah 10:15 p.m.	vs. Oregon

THE BRIAN KELLY FILE					
35th year in coaching // 27th year as head coach // Eighth year at Notre Dame					
Alma Mater: Assumption College (1983)					
School	Seasons	Record			Pct.
Grand Valley State	13	119	35	2	.769
Central Michigan	3	19	17	0	.528
Cincinnati	3	35	6	0	.854
Notre Dame	8	63	32	0	.663
<b>TOTALS</b>	<b>27</b>	<b>238</b>	<b>94</b>	<b>2</b>	<b>.716</b>

HONORS AND ACCOLADES	
Year	Award
2012	AP National Coach of the Year
2012	Walter Camp National Coach of the Year
2012	Sporting News National Coach of the Year
2012	Home Depot National Coach of the Year
2012	Liberty Mutual National Coach of the Year
2012	AFCA National Coach of the Year
2009	Home Depot National Coach of the Year

**BRIAN KELLY - THE DICK CORBETT HEAD FOOTBALL COACH**

- Active winningest coach in FBS (238 wins)
- Fifth in wins at Notre Dame with 63
- Only two-time winner of The Home Depot Coach of the Year Award
- First coach in Notre Dame history to take Irish to a bowl game in each of his first six seasons
- Fourth among active FBS coaches in wins since 2001 (154), trailing only Urban Meyer, Nick Saban and Mark Richt
- Second-youngest coach to reach 200 career victories at a major school
- Only coach since 1994 to lead Notre Dame to any four-year span with a winning percentage of at least .700, which he has done three times
- Only coach in school history with at least eight wins in his first six seasons at the school, and just the 20th at a major school (ND+Power Five)
- First coach at Notre Dame to take Irish to six straight bowl games since Lou Holtz (1987-95)
- Joins Knute Rockne, Ara Parseghian and Holtz as the only coaches to twice reach double-digit wins at Notre Dame
- Led Notre Dame to its first undefeated season in 24 years in 2012
- That team finished the year ranked No. 4/3, the highest for an Irish squad since 1993 (No. 2/2)
- Oversaw the first football program to ever be ranked No. 1 in the AP & Coaches polls, first in NCAA Graduation Success Rate and reach the national title game
- Only the second coach in school history to win 12 games in a season (Lou Holtz in 1988)
- Has led his team to a bowl game in 10 of the last 11 seasons (first six at Notre Dame, all three at Cincinnati and final team at Central Michigan)
- Has finished .500 or better in 24 of 26 seasons as a head coach
- Boasts a 16-8 record in postseason as a head coach

WINNINGEST ACTIVE FBS COACHES (By victories)							
Rk.	Coach	School	Years	Record			Pct.
<b>1.</b>	<b>Brian Kelly</b>	<b>Notre Dame</b>	<b>27</b>	<b>234</b>	<b>89</b>	<b>2</b>	<b>.723</b>
2.	Nick Saban	Alabama	22	210	61	1	.774
3.	Bill Snyder	Kansas State	26	205	106	1	.659
4.	Paul Johnson	Georgia Tech	21	180	88	0	.672
5.	Urban Meyer	Ohio State	16	169	30	0	.849
6.	Terry Bowden	Akron	24	165	103	2	.615
7.	Rich Rodriguez	Arizona	23	158	115	2	.578
8.	Mark Richt	Miami (Fla.)	17	157	55	0	.741
9.	Gary Patterson	TCU	18	153	54	0	.739
10.	Kirk Ferentz	Iowa	22	150	115	0	.566

WINNINGEST ACTIVE FBS COACHES SINCE 2001					
Rk.	Coach	School	Record		Pct.
1.	Urban Meyer	Ohio State	169	30	.849
2.	Mark Richt	Miami (Fla.)	157	55	.741
3.	Nick Saban	Alabama	159	31	.837
4.	Gary Patterson	TCU	153	53	.743
<b>5.</b>	<b>Brian Kelly</b>	<b>Notre Dame</b>	<b>157</b>	<b>56</b>	<b>.737</b>
6.	Kirk Ferentz	Iowa	134	75	.641
7.	Paul Johnson	Georgia Tech	131	80	.621
8.	Chris Petersen	Washington	124	26	.827
9.	Frank Solich	Ohio	119	80	.598
10.	Rich Rodriguez	Arizona	113	79	.589

WINNINGEST ACTIVE FBS COACHES (By percentage)							
Rk.	Coach	School	Years	Record			Pct.
1.	Urban Meyer	Ohio State	16	169	30	0	.849
2.	Jimbo Fisher	Florida State	8	79	19	0	.806
3.	Chris Petersen	Washington	12	124	26	0	.827
4.	David Shaw	Stanford	7	67	19	0	.779
5.	Nick Saban	Alabama	22	210	61	1	.774
6.	Dabo Swinney	Clemson	10	94	28	0	.770
7.	Mark Richt	Miami (Fla.)	17	157	55	0	.741
8.	Gary Patterson	TCU	18	153	54	0	.739
<b>9.</b>	<b>Brian Kelly</b>	<b>Notre Dame</b>	<b>27</b>	<b>234</b>	<b>89</b>	<b>2</b>	<b>.723</b>
10.	Bobby Petrino	Louisville	13	113	44	0	.720

RECORD vs. AP TOP 25 (Min. 10 Games)					
Rk.	Coach	School	Record		Pct.
1.	Urban Myer	Ohio State	35	15	.700
2.	Nick Saban	Alabama	73	38	.658
3.	David Shaw	Stanford	20	11	.645
4.	Jimbo Fisher	Florida State	17	11	.607
5.	Dabo Swinney	Clemson	21	17	.553
6.	Gary Patterson	TCU	23	19	.548
7.	Jim Mora	UCLA	13	11	.542
<b>8.</b>	<b>Brian Kelly</b>	<b>Notre Dame</b>	<b>21</b>	<b>19</b>	<b>.525</b>
9.	Jim Harbaugh	Michigan	11	10	.524
10.	Mark Richt	Miami (Fla.)	39	36	.520

THE RECORD WHEN...								
Stat	Kelly's Career			Kelly at ND		2017		Record (W-L)
	Record (W-L-T)			Record (W-L)		Record (W-L)		
Home	126	33	1	33	14	2	1	
Away	92	48	1	17	15	2	0	
Neutral	16	6	0	13	4	0	0	
In overtime	6	5	0	2	3	0	0	
Coming off a loss	52	29	0	18	13	1	0	
Coming off a win	166	49	1	42	19	2	1	
Coming off an open date	19	2	0	8	1	0	0	
vs. AP Top 25	21	19	0	11	15	0	1	
Both teams are in the AP Top 25	11	14	0	7	12	0	1	
Neither team is in the AP Top 25	54	28	0	22	12	3	0	
Team is ranked higher	56	13	0	34	10	1	0	
Opponent is ranked higher	8	14	0	5	10	0	1	
vs. In-State Opponents	75	22	2	5	0	0	0	
In August	5	2	0	2	0	0	0	
In September	73	34	0	21	11	4	1	
In October	80	24	2	20	7	0	0	
In November	65	24	0	17	11	0	0	
In December	11	2	0	3	1	0	0	
In January	0	3	0	0	2	0	0	
On TV (except GVSU regular season)	92	39	0	62	31	4	1	
On NBC	38	13	0	38	13	1	1	
On NBCSN	2	0	0	2	0	1	0	
On ABC	14	9	0	12	9	0	0	
On ESPN	13	7	0	5	5	1	0	
On ESPN2	8	2	0	1	0	0	0	
On CBS	3	2	0	3	2	0	0	
On FOX	1	3	0	1	3	1	0	
On CBS Sports Network	1	0	0	1	0	0	0	
Afternoon Games	157	61	2	39	17	3	0	
Night Games (6 p.m. or later)	77	28	0	24	15	1	1	
Decided by three points or fewer	43	23	2	10	11	0	1	
Decided by seven points or fewer	76	38	2	21	15	0	1	
Scoring first	161	36	0	47	18	3	1	
Opponent scores first	71	53	2	16	14	1	0	
Leading at halftime	185	20	0	52	10	4	1	
Tied at halftime	15	3	0	4	1	0	0	
Trailing at halftime	32	66	2	7	21	0	0	
Leading after three quarters	196	16	0	51	8	4	0	
Tied after three quarters	12	6	1	4	5	0	0	
Trailing after three quarters	23	68	1	8	19	0	1	

THE RECORD WHEN...								
Stat	Kelly's Career			Kelly at ND		2017		Record (W-L)
	Record (W-L-T)			Record (W-L)		Record (W-L)		
Scoring 40+ points	87	3	0	19	2	3	0	
Scoring 30-39 points	65	11	0	19	7	1	0	
Scoring 20-29 points	59	35	1	17	13	0	0	
Scoring 0-19 points	23	40	1	8	10	0	1	
Allowing 40+ points	7	22	0	1	8	0	0	
Allowing 30-39 points	17	34	0	6	13	0	0	
Allowing 20-29 points	60	26	1	12	9	1	1	
Allowing 0-19 Points	149	8	1	43	3	3	0	
Outrushing opponent	185	28	1	47	7	4	0	
Getting outrushed	45	59	1	14	25	0	1	
Passing for more yards	153	59	1	40	26	0	1	
Passing for fewer yards	80	29	1	23	6	4	0	
Outgaining opponent	196	30	1	51	13	3	0	
Outgained by opponent	36	56	1	12	19	1	1	
Winning time of possession battle	125	28	0	36	6	0	0	
Losing time of possession battle	107	59	2	27	26	4	1	
Scoring a DEF or ST touchdown	71	9	0	12	5	1	0	
Allowing a DEF or ST touchdown	21	29	0	7	10	0	0	
Fewer penalty yards	72	42	1	33	17	3	1	
More penalty yards	153	44	1	28	14	1	0	
Winning turnover battle	136	15	0	33	4	4	0	
Losing turnover battle	59	50	1	18	22	0	0	
Having indiv. 100-yd rusher	107	26	1	24	9	3	0	
Having indiv. 100-yd receiver	89	32	0	19	15	0	0	
Having indiv. 200-yd passer	155	48	1	41	23	0	1	
Allowing indiv. 100-yd rusher	44	48	1	12	20	1	0	
Allowing indiv. 100-yd receiver	66	38	0	10	13	1	0	
Allowing indiv. 200-yd passer	92	47	1	25	23	4	0	



2017 HONORS & AWARDS			
Player	Year	Pos.	Awards
Josh Adams	Jr.	RB	Team Captain Maxwell Award Watch List Game Ball - Temple
Shaun Crawford	Jr.	CB	Game Ball - Michigan State
Alizé Mack	Jr.	TE	Mackey Award Watch List
Green Martini	Sr.	LB	Team Captain
Mike McGlinchey	Sr.	OL	Team Captain College Football News Preseason 1st Team All-American Associated Press Preseason 2nd Team All-American Sports Illustrated Preseason 2nd Team All-American Maxwell Award Watch List Outland Trophy Watch List
Nyles Morgan	Sr.	LB	Team Captain Bednarik Award Watch List Nagurski Award Watch List Butkus Award Watch list
Sam Mustipher	Sr.	OL	Rimington Trophy Watch List
Quenton Nelson	Sr.	OL	Team Captain Associated Press Preseason 1st Team All-American Sports Illustrated Preseason 1st Team All-American College Football News Preseason 1st Team All-American Outland Trophy Watch List
Tyler Newsome	Sr.	P	Wuerffel Trophy Watch List
Durham Smythe	Gr.	TE	Mackey Award Watch List
Equanimeous St. Brown	Jr.	WR	Biletnikoff Award Watch List
Jerry Tillery	Jr.	DL	Game Ball - Miami (Ohio)
Drue Tranquill	Sr.	S	Team Captain Lott Trophy Watch List Wuerffel Trophy Watch List
Austin Webster	Sr.	WR	Team Captain
Nic Wieshar	Sr.	TE	Wuerffel Trophy Watch List
Brandon Wimbush	Jr.	QB	Game Ball - Boston College

STARTER SHEET				
OFFENSE	Pos.	2017	Streak	Career
Mike McGlinchey	RT/LT	5	31	31
Quenton Nelson	LG	5	23	28
Durham Smythe	TE	5	18	20
Alex Bars	LG/RT	5	17	19
Equanimeous St. Brown	WR	5	17	17
Sam Mustipher	C	5	17	17
Josh Adams	RB	5	13	17
C.J. Sanders	WR	0	0	8
Alizé Mack	TE	2	0	7
Brandon Wimbush	QB	5	5	5
Tommy Kraemer	RT	5	5	5
C.J. Holmes	WR	0	0	4
Cam Smith	WR	4	2	4
Kevin Stepherson	WR	0	0	3
Nic Wieshar	TE	0	0	3
Chase Claypool	WR	3	3	3
Hunter Bivin	RG	0	0	1
Freddy Canteen	WR	1	0	1

DEFENSE	Pos.	2017	Streak	Career
Drue Tranquill	S	5	17	21
Nyles Morgan	LB	5	17	21
Jerry Tillery	DL	5	17	19
Greer Martini	LB	5	5	15
Julian Love	CB	5	13	13
Andrew Trumbetti	DL	0	0	11
Devin Studstill	S	0	0	10
Te'von Coney	LB	0	0	9
Nick Coleman	CB	5	5	7
Nick Watkins	CB	5	5	6
Jonathan Bonner	DL	5	6	6
Daelin Hayes	DL	5	5	5
Jalen Elliott	S	5	5	5
Jay Hayes	DL	5	5	5
Donte Vaughn	CB	0	0	4
Troy Pride Jr.	CB	0	0	3
Shaun Crawford	CB	0	0	2

CAREER STARTS BY POSITION										
WR	LT	LG	C	RG	RT	TE	WR	QB	WR	RB
Holmes (3)	McGlinchey (17)	Nelson (28)	Mustipher (17)	Bars (5)	McGlinchey (14)	Smythe (20)	St. Brown (17)	Wimbush (5)	Sanders (8)	Adams (17)
Stepherson (3)		Bars (2)		Bivin (1)	Bars (12)	Mack (7)	Claypool (3)		Smith (4)	
Canteen (1)					Kraemer (5)	Luatua (4)				
						Wieshar (3)				
DL	DL	DL	DL	LB	LB	LB	CB	S	S	CB
Trumbetti (11)	Bonner (6)	Tillery (16)	Daelin Hayes (5)	Martini (15)	Morgan (21)	Coney (9)	Pride (3)	Tranquill (23)	Studstill (9)	Love (12)
Jay Hayes (5)						Tranquill (5)	Crawford (2)	Love (1)	Elliott (5)	Watkins (7)
								Coleman (5)		Coleman (2)
										Vaughn (3)

<b>2</b>	<b>DEXTER WILLIAMS</b>	<b>JR</b>	<b>RB</b>
<ul style="list-style-type: none"> <li>• Had one rushing and one receiving touchdown at Michigan State</li> <li>• Rushed for two TDs at Boston College</li> <li>• Had first career 100-yard rushing game against Temple</li> <li>• Ran for 124 yards and a TD on six attempts versus the Owls</li> </ul>			

<b>3</b>	<b>C.J. SANDERS</b>	<b>JR</b>	<b>WR</b>
<ul style="list-style-type: none"> <li>• Posted a season-long 38-yard kick return at Michigan State</li> <li>• Third on the team with 222 all-purpose yards</li> <li>• Actor as a child, played a young Ray Charles in movie "Ray" while also appearing on TV shows "Grey's Anatomy," "Cold Case," and "Judging Amy,"</li> <li>• Father played football at Ohio State while mother played basketball at Michigan</li> </ul>			

<b>4</b>	<b>TE'VON CONEY</b>	<b>JR</b>	<b>LB</b>
<ul style="list-style-type: none"> <li>• Second on team with 36 total tackles</li> <li>• First career sack against Temple</li> <li>• Made 100th career tackle at Boston College</li> </ul>			

<b>4</b>	<b>MONTGOMERY VANGORDER</b>	<b>SR</b>	<b>QB</b>
<ul style="list-style-type: none"> <li>• Serves as the primary holder on field goals and extra points</li> <li>• Took first career snaps at QB against Miami (Ohio)</li> <li>• Older siblings all played collegiate athletics (brother Malloy football at Georgia, sister Morgan ran at Georgia, brother Mack played football at Auburn)</li> </ul>			

<b>5</b>	<b>NYLES MORGAN</b>	<b>SR</b>	<b>LB</b>
<ul style="list-style-type: none"> <li>• Team captain</li> <li>• Leads team with 41 tackles and second on team with 3.5 TFLs</li> <li>• Enters North Carolina game with 199 career tackles</li> <li>• Named to Butkus, Bednarik and Nagurski watch lists in 2017</li> </ul>			

<b>6</b>	<b>EQUANIMEOUS ST. BROWN</b>	<b>JR</b>	<b>WR</b>
<ul style="list-style-type: none"> <li>• Leads team with 14 catches, 202 receiving yards and two TD catches</li> <li>• Led team in catches (58), receiving yards (961) and receiving touchdowns (nine) a season ago</li> <li>• Was sixth in the nation among freshman and sophomores in touchdown catches last year</li> <li>• Biletnikoff Watch List in 2017</li> </ul>			

<b>7</b>	<b>NICK WATKINS</b>	<b>SR</b>	<b>CB</b>
<ul style="list-style-type: none"> <li>• Second on the team with four pass break-ups</li> <li>• Made 17 tackles on the season</li> </ul>			

<b>7</b>	<b>BRANDON WIMBUSH</b>	<b>JR</b>	<b>QB</b>
<ul style="list-style-type: none"> <li>• Ranks seventh nationally in rushing TDs (eight)</li> <li>• First QB in modern ND history to rush for four TDs in one game (at Boston College)</li> <li>• Was part of first tandem to each eclipse 200 rushing yards in one game (at Boston College with RB Josh Adams)</li> <li>• With 402 rushing yards, ranks fourth nationally among QBs not running an option offense</li> <li>• Passed for 184 and two TDs while rushing for 114 and a TD in first career start against Temple</li> <li>• Believed to be the first ND QB to ever eclipse 100 passing AND rushing in first start</li> </ul>			

<b>8</b>	<b>DONTE VAUGHN</b>	<b>SO</b>	<b>CB</b>
<ul style="list-style-type: none"> <li>• Has five tackles in four games on the year</li> <li>• Played in 10 games as a true freshman in 2016, one of 10 true freshmen on the team to play in at least eight games</li> <li>• Recorded 22 tackles and seven pass break-ups</li> </ul>			

<b>9</b>	<b>KEENAN CENTLIVRE</b>	<b>SR</b>	<b>WR</b>
<ul style="list-style-type: none"> <li>• Scout team member attended same high school as former Irish players John Goodman &amp; Tyler Eifert</li> </ul>			

<b>9</b>	<b>DAELIN HAYES</b>	<b>SO</b>	<b>DL</b>
<ul style="list-style-type: none"> <li>• Had a fumble recovery in each game against Georgia and Michigan State, with one TFL against Miami (Ohio)</li> <li>• Posted five tackles and half a TFL at BC</li> </ul>			

<b>10</b>	<b>CHRIS FINKE</b>	<b>JR</b>	<b>WR</b>
<ul style="list-style-type: none"> <li>• Starting punt returner</li> <li>• Played in 10 games last year after not seeing the field as a freshman</li> <li>• Scored a touchdown in each of the final two games of the season against Virginia Tech and USC</li> </ul>			

<b>10</b>	<b>PATRICK PELINI</b>	<b>FR</b>	<b>DB</b>
<ul style="list-style-type: none"> <li>• Son of former Nebraska and current Youngstown St. coach Bo Pelini</li> </ul>			

<b>11</b>	<b>FREDDY CANTEEN</b>	<b>GR</b>	<b>WR</b>
<ul style="list-style-type: none"> <li>• Out for season after two games (labrum)</li> <li>• Transfer from Michigan made first catch at Notre Dame in opener</li> <li>• Had a touchdown reception against Ohio State in 2014</li> </ul>			

<b>12</b>	<b>IAN BOOK</b>	<b>SO</b>	<b>QB</b>
<ul style="list-style-type: none"> <li>• Made debut against Georgia, running for two yards on only play while spelling Brandon Wimbush (contact lens)</li> <li>• Went 3-for-4 passing with a 48-yard completion vs. Miami (Ohio)</li> </ul>			

<b>12</b>	<b>ALOHI GILMAN</b>	<b>SO</b>	<b>S</b>
<ul style="list-style-type: none"> <li>• Transfer from Naval Academy will sit 2017 campaign</li> <li>• Had a career-best 12 tackles for the Mids against the Irish in 2016</li> </ul>			

<b>13</b>	<b>AVERY DAVIS</b>	<b>FR</b>	<b>QB</b>
-----------	--------------------	-----------	-----------

- 2016 UnderArmour All-American
- Rated the No. 7 dual-threat quarterback by ESPN.com

<b>13</b>	<b>JORDAN GENMARK-HEATH</b>	<b>FR</b>	<b>S</b>
-----------	-----------------------------	-----------	----------

- Made three tackles at Michigan State
- Rated No. 39 safety by 247Sports.com

<b>14</b>	<b>J.D. CARNEY</b>	<b>FR</b>	<b>QB</b>
-----------	--------------------	-----------	-----------

- Son of former Notre Dame kicker John Carney, the fifth-leading point-scorer in Irish football history

<b>14</b>	<b>DEVIN STUDSTILL</b>	<b>SO</b>	<b>S</b>
-----------	------------------------	-----------	----------

- Made four tackles at Boston College
- Recorded four tackles in the opener against Temple
- Snared an interception against Michigan State a year ago

<b>15</b>	<b>JOHN MAHONEY</b>	<b>FR</b>	<b>DB</b>
-----------	---------------------	-----------	-----------

- Father, Craig, played football at Iowa State

<b>15</b>	<b>CAM SMITH</b>	<b>GR</b>	<b>WR</b>
-----------	------------------	-----------	-----------

- Graduate transfer from Arizona State had three catches in Irish debut against Temple
- Had 908 receiving yards and six touchdowns in three years of playing time at ASU (missed 2015 season due to injury)
- Led Sun Devils with 67 receiving yards and a TD against Notre Dame in 2015

<b>15</b>	<b>C.J. HOLMES</b>	<b>FR</b>	<b>RB</b>
-----------	--------------------	-----------	-----------

- Early enrollee joined program in January 2017
- Rated nation's No. 5 all-purpose back by Scout as well as No. 2 player in Connecticut by Scout, 247 Sports, ESPN and Rivals

<b>17</b>	<b>NOLAN HENRY</b>	<b>JR</b>	<b>QB</b>
-----------	--------------------	-----------	-----------

- Scout team quarterback yet to see the field
- Established the Titans Youth Foundation Food Drive to "Tackle Hunger," which is now the second-largest one-day food drive in the Pacific Northwest

<b>17</b>	<b>ISAIAH ROBERTSON</b>	<b>FR</b>	<b>S</b>
-----------	-------------------------	-----------	----------

- Had two tackles at Michigan State
- Early enrollee joined the team in January 2017

<b>18</b>	<b>CAMERON EKANAYAKE</b>	<b>FR</b>	<b>QB</b>
-----------	--------------------------	-----------	-----------

- Walk-on helped Edwardsburg High School to 12-1-1 record in 2016

<b>18</b>	<b>TROY PRIDE JR.</b>	<b>SO</b>	<b>CB</b>
-----------	-----------------------	-----------	-----------

- Had one tackle in opener against Temple
- Made 12 tackles last year, highlighted by five in win over Miami (FL)
- Recovered a fumble in season finale at Southern Cal

<b>19</b>	<b>JUSTIN YOON</b>	<b>JR</b>	<b>K</b>
-----------	--------------------	-----------	----------

- Has been primary place kicker since freshman year
- Made season-long 46-yard field goal on only attempt at Michigan State
- Had first career 4-for-4 field goal game of career against Georgia
- Perfect (27-for-27) on PATs this season
- Hit a career long field goal of 52 yards against Navy in 2015, the third-longest in school history and longest by any freshman kicker that season

<b>20</b>	<b>SHAUN CRAWFORD</b>	<b>JR</b>	<b>CB</b>
-----------	-----------------------	-----------	-----------

- Had a forced fumble and recovery at Michigan State
- Made two picks and a fumble recovery at BC, the first ND defender to force three TOs in a game since 2010 Sun Bowl
- Played in just two games during first two seasons at Notre Dame
- Tore Achilles in second game of 2016 against Nevada after tearing his ACL in 2015 fall camp

<b>21</b>	<b>JALEN ELLIOTT</b>	<b>SO</b>	<b>S</b>
-----------	----------------------	-----------	----------

- Has started all five games with 16 tackles
- Made 14 tackles as a freshman in 2016, including four each against Army and Syracuse

<b>22</b>	<b>ASMAR BILAL</b>	<b>JR</b>	<b>LB</b>
-----------	--------------------	-----------	-----------

- Recorded 1.5 TFLs in season opening win over Temple
- Has 11 tackles while having played in all five games this season

<b>23</b>	<b>DRUE TRANQUILL</b>	<b>SR</b>	<b>S</b>
-----------	-----------------------	-----------	----------

- Team Captain
- Leads team with 4.5 TFLs
- Wuerffel Trophy Watch List in 2017
- Recorded interception and TFL against Georgia
- Tied for team lead with seven tackles against Miami (Ohio)
- First Team CoSIDA Academic All-American in 2016

<b>24</b>	<b>MICK ASSAF</b>	<b>SO</b>	<b>WR</b>
-----------	-------------------	-----------	-----------

- Scout team member did not see the field as a freshman

<b>24</b>	<b>NICK COLEMAN</b>	<b>JR</b>	<b>S</b>
-----------	---------------------	-----------	----------

- Saw the field in all but one game in 2016 with a pair of starts
- Made five tackles each against Temple and Boston College

<b>25</b>	<b>JAFAR ARMSTRONG</b>	<b>FR</b>	<b>WR</b>
-----------	------------------------	-----------	-----------

- Rated the No. 68 wide receiver by 247 Sports
- Helped Bishop Miege to three consecutive Kansas state titles

<b>26</b>	<b>AUSTIN WEBSTER</b>	<b>SR</b>	<b>WR</b>
<ul style="list-style-type: none"> <li>• Team captain</li> <li>• As a walk-on at captaincy selection, was the first walk-on to be named a captain at Notre Dame</li> <li>• Awarded a scholarship during 2017 fall camp</li> <li>• Saw action against UMass in 2015</li> </ul>			

<b>27</b>	<b>JULIAN LOVE</b>	<b>SO</b>	<b>CB</b>
<ul style="list-style-type: none"> <li>• Posted 59-yard interception return for a touchdown at Michigan State</li> <li>• Has 21 tackles and a team-best six PBUs on the year</li> <li>• 247 Sports Freshman All-American in 2016</li> </ul>			

<b>28</b>	<b>NICCO FERTITTA</b>	<b>JR</b>	<b>S</b>
<ul style="list-style-type: none"> <li>• Played in 26 career games, primarily on special teams</li> <li>• Made 17 tackles last season, including a career-best four against Syracuse</li> <li>• Attended same high school as Alizé Mack</li> </ul>			

<b>29</b>	<b>SAM KOHLER</b>	<b>SR</b>	<b>K</b>
<ul style="list-style-type: none"> <li>• Reserve place kicker yet to see game action</li> <li>• Scored 29 on the ACT as 7th grader (with high score of 36 as junior)</li> </ul>			

<b>29</b>	<b>KEVIN STEPHERSON</b>	<b>SO</b>	<b>WR</b>
<ul style="list-style-type: none"> <li>• Made 2017 debut against Miami (Ohio)</li> <li>• Played in all 12 games as a true freshman in 2016, starting three</li> <li>• Was third on team in both receptions (25) and yards (462)</li> <li>• Five receiving TDs were the second-most by a freshman in school history</li> </ul>			

<b>30</b>	<b>JEREMIAH OWUSU-KORAMOAH</b>	<b>FR</b>	<b>LB</b>
<ul style="list-style-type: none"> <li>• Rated No. 28 safety by ESPN.com</li> <li>• First team Virginia High School League All-State</li> </ul>			

<b>31</b>	<b>TEMITOPE AGORO</b>	<b>SO</b>	<b>CB</b>
<ul style="list-style-type: none"> <li>• Walk-on joined team in fall 2016</li> </ul>			

<b>31</b>	<b>GRANT HAMMAN</b>	<b>SR</b>	<b>WR</b>
<ul style="list-style-type: none"> <li>• Walk-on who's father, Gregg, played for Hayden Fry at Iowa</li> </ul>			

<b>32</b>	<b>D.J. MORGAN</b>	<b>SO</b>	<b>S</b>
<ul style="list-style-type: none"> <li>• One of nine scholarship freshmen who did not see action in 2016</li> <li>• Was his the No. 23 ranked safety by Rivals in his class</li> </ul>			

<b>33</b>	<b>JOSH ADAMS</b>	<b>JR</b>	<b>RB</b>
<ul style="list-style-type: none"> <li>• Team captain</li> <li>• Ranks third nationally in yards per carry (9.01), fourth in rushing yards (658) and seventh in rushing yards per game (131.6)</li> <li>• Broke the 100-yard mark on his fifth carry, the quickest to the century mark in his career and giving him 11 career games over 100 yards</li> <li>• Went for 234 rushes against Boston College, becoming part of the first tandem to go for over 200 in one game (along with QB Brandon Wimbush) and was the first Irish player to hit 200 on the ground since Julius Jones in 2003.</li> <li>• At BC, became the 17th player in school history to eclipse 2,000 career rushing yards (currently 14th)</li> <li>• Was the first RB to go for over 150 yards against BC since Sept. 2014</li> <li>• Owns Notre Dame record for rushing yards by a freshman at 835 and is the only back in school history to go for over 800 rushing yards each of his first two years</li> </ul>			

<b>34</b>	<b>TONY JONES JR.</b>	<b>SO</b>	<b>RB</b>
<ul style="list-style-type: none"> <li>• Rushed for 48 yards on just four carries against Miami (Ohio)</li> <li>• 2015 U.S. Army All-American</li> </ul>			

<b>35</b>	<b>DAVID ADAMS</b>	<b>FR</b>	<b>LB</b>
<ul style="list-style-type: none"> <li>• Rated No. 4 inside linebacker by Scout</li> <li>• Named the 2016 PA Football News 6-A Defensive Player of the Year</li> </ul>			

<b>37</b>	<b>ROBERT REGAN</b>	<b>JR</b>	<b>LB</b>
<ul style="list-style-type: none"> <li>• Walk-on linebacker</li> </ul>			

<b>38</b>	<b>DEON MCINTOSH</b>	<b>SO</b>	<b>RB</b>
<ul style="list-style-type: none"> <li>• Scored rushing TDs against Michigan State and Miami (Ohio)</li> <li>• Second all-time in scoring and rushing at Cardinal Gibbons</li> <li>• No. 18 running back in class by Rivals</li> </ul>			

<b>38</b>	<b>CHRISTOPHER SCHILLING</b>	<b>SO</b>	<b>S</b>
<ul style="list-style-type: none"> <li>• Did not see action in 2016</li> </ul>			

<b>39</b>	<b>JONATHAN DOERER</b>	<b>FR</b>	<b>K/P</b>
<ul style="list-style-type: none"> <li>• Made collegiate debut, kicking off eight times at Boston College</li> <li>• Registered a touch back on 92% of kickoffs in high school</li> <li>• Rated the No. 6 kicker in his class by Scout</li> </ul>			

<b>39</b>	<b>BRANDON GARCIA</b>	<b>SO</b>	<b>CB/WR</b>
<ul style="list-style-type: none"> <li>• Walk-on was the running back for Stanford Hall, men's interhall football champion in 2016</li> </ul>			

<b>40</b>	<b>DREW WHITE</b>	<b>FR</b>	<b>LB</b>
<ul style="list-style-type: none"> <li>• Rated the No. 17 inside linebacker by ESPN.com</li> <li>• Helped St. Thomas Aquinas to five shutouts during senior season</li> </ul>			

<b>41</b>	<b>KURT HINISH</b>	<b>FR</b>	<b>DL</b>
<ul style="list-style-type: none"> <li>No. 26 defensive tackle by ESPN.com</li> <li>Helped Pittsburgh Central Catholic to 14-2 record as a senior</li> </ul>			
<b>42</b>	<b>JULIAN OKWARA</b>	<b>SO</b>	<b>DL</b>
<ul style="list-style-type: none"> <li>Owens five tackles and 2.5 TFLs (1.5 sacks)</li> <li>Moved to the U.S. from Nigeria in third grade</li> <li>Younger brother of former Notre Dame player and current New York Giants DL Romeo Okwawra</li> </ul>			
<b>42</b>	<b>JEFF RINEY</b>	<b>JR</b>	<b>P</b>
<ul style="list-style-type: none"> <li>Punter made collegiate debut with a punt against Miami (Ohio)</li> </ul>			
<b>43</b>	<b>BRIAN BALL</b>	<b>JR</b>	<b>CB</b>
<ul style="list-style-type: none"> <li>Class valedictorian at Indianapolis Bishop Chatard yet to play</li> </ul>			
<b>44</b>	<b>JAMIR JONES</b>	<b>SO</b>	<b>LB</b>
<ul style="list-style-type: none"> <li>Has played in all five games with one tackle</li> <li>Played in 10 games during rookie campaign</li> <li>Led team with eight kickoff return tackles</li> </ul>			
<b>45</b>	<b>JONATHAN JONES</b>	<b>SO</b>	<b>LB</b>
<ul style="list-style-type: none"> <li>Has five tackles and a pass break-up on the season</li> <li>One of nine scholarship freshman to not see the field in 2016</li> <li>Second Team AP All-Florida selection in 2015</li> </ul>			
<b>46</b>	<b>MATT BUSHLAND</b>	<b>SO</b>	<b>LS</b>
<ul style="list-style-type: none"> <li>One of two long snappers on the Irish roster</li> </ul>			
<b>46</b>	<b>JIMMY THOMPSON</b>	<b>JR</b>	<b>LB</b>
<ul style="list-style-type: none"> <li>Has not seen the field during first two seasons at Notre Dame</li> <li>Led Hinsdale Central High School with 116 tackles as senior in 2014</li> </ul>			
<b>47</b>	<b>CHRIS BURY</b>	<b>JR</b>	<b>TE</b>
<ul style="list-style-type: none"> <li>Transfer from Stonehill College (Mass.) joined team as walk-on in spring 2017</li> <li>Stonehill offers dual-degree engineer program which allows student to earn a science degree in three years, then transfer to Notre Dame for two years to complete bachelor's in engineering</li> </ul>			
<b>47</b>	<b>KOFI WARDLOW</b>	<b>FR</b>	<b>DL</b>
<ul style="list-style-type: none"> <li>Has only played football for two years</li> <li>Had 84 tackles, 28.5 TFLs and 9.5 sacks as a senior in high school</li> </ul>			
<b>48</b>	<b>GREER MARTINI</b>	<b>SR</b>	<b>LB</b>
<ul style="list-style-type: none"> <li>Third on the team with 34 tackles, including 2.0 TFL</li> <li>Notched first career interception versus Miami (Ohio)</li> <li>Considered one of the team's best against the option, recorded a career-best 11 tackles against Navy while adding nine versus Army</li> </ul>			

<b>49</b>	<b>JACK HENIGE</b>	<b>FR</b>	<b>TE</b>
<ul style="list-style-type: none"> <li>All-Illinois performer on 11-2 Fenwick High team</li> <li>Attended same high school as 1953 Notre Dame Heisman winner John Lattner</li> </ul>			
<b>49</b>	<b>BRANDON HUTSON</b>	<b>JR</b>	<b>LB</b>
<ul style="list-style-type: none"> <li>Has not seen the field while playing for defensive scout team</li> </ul>			
<b>51</b>	<b>DEVYN SPRUELL</b>	<b>JR</b>	<b>LB</b>
<ul style="list-style-type: none"> <li>Has not had game action while member of defensive scout team</li> </ul>			
<b>53</b>	<b>KHALID KAREEM</b>	<b>SO</b>	<b>DL</b>
<ul style="list-style-type: none"> <li>Registered a sack, QB hurry and pass break-up against Miami (Ohio)</li> </ul>			
<b>53</b>	<b>SAM MUSTIPHER</b>	<b>SR</b>	<b>OL</b>
<ul style="list-style-type: none"> <li>Rimington Award Watch List in 2017</li> <li>Has started 17 straight games</li> <li>Helped Irish rush for over 400 yards in two of three games this season</li> </ul>			
<b>54</b>	<b>LINCOLN FEIST</b>	<b>JR</b>	<b>DL</b>
<ul style="list-style-type: none"> <li>Yet to see action while playing on the scout team</li> </ul>			
<b>54</b>	<b>JOHN SHANNON</b>	<b>SO</b>	<b>LS</b>
<ul style="list-style-type: none"> <li>Saw first career action against Temple in season opener</li> <li>Considered the top long snapper in the 2015 recruiting class</li> </ul>			
<b>55</b>	<b>JONATHAN BONNER</b>	<b>SR</b>	<b>DL</b>
<ul style="list-style-type: none"> <li>Made second career start against Temple in opener, making four tackles</li> <li>Had first sack of the season against Georgia</li> </ul>			
<b>56</b>	<b>QUENTON NELSON</b>	<b>SR</b>	<b>OL</b>
<ul style="list-style-type: none"> <li>Team captain</li> <li>Has started 24 straight games</li> <li>Helped Irish ground game go for over 400 yards in two of three games this year</li> <li>Outland Trophy Watch List and Preseason All-American (AP &amp; Sports Illustrated) in 2017</li> </ul>			
<b>57</b>	<b>TREVOR RUHLAND</b>	<b>JR</b>	<b>OL</b>
<ul style="list-style-type: none"> <li>Saw action as a reserve offensive lineman in nine contests in 2016</li> </ul>			
<b>58</b>	<b>ELIJAH TAYLOR</b>	<b>JR</b>	<b>DL</b>
<ul style="list-style-type: none"> <li>Played in four games last year, making three tackles at USC</li> </ul>			
<b>59</b>	<b>KIER MURPHY</b>	<b>JR</b>	<b>LB</b>
<ul style="list-style-type: none"> <li>Yet to see action while playing on defensive scout team</li> </ul>			

<b>61</b>	<b>COLIN GRUNHARD</b>	<b>FR</b>	<b>OL</b>
<ul style="list-style-type: none"> <li>• Made 50 consecutive starts at Bishop Miege High School</li> <li>• Father, Tim, played for Irish from 1986-89 and was starting guard for 1988 national championship team before playing center for the Kansas City Chiefs</li> <li>• Twin sister, Cailey, is on the Notre Dame swimming team</li> </ul>			

<b>62</b>	<b>LOGAN PLANTZ</b>	<b>JR</b>	<b>OL</b>
<ul style="list-style-type: none"> <li>• Walk-on transferred to Notre Dame from Holy Cross College in January 2016</li> <li>• Saw action against Miami (Ohio)</li> </ul>			

<b>63</b>	<b>SAM BUSH</b>	<b>SR</b>	<b>DL</b>
<ul style="list-style-type: none"> <li>• Yet to see game action while playing on the scout team</li> </ul>			

<b>64</b>	<b>RYAN KILANDER</b>	<b>SR</b>	<b>DL</b>
<ul style="list-style-type: none"> <li>• Has not seen the field while playing on the scout team</li> </ul>			

<b>67</b>	<b>JIMMY BYRNE</b>	<b>SR</b>	<b>OL</b>
<ul style="list-style-type: none"> <li>• Saw the field against Miami (Ohio)</li> </ul>			

<b>68</b>	<b>MIKE McGLINCHEY</b>	<b>SR</b>	<b>OL</b>
<ul style="list-style-type: none"> <li>• 22nd two-time captain in Notre Dame history</li> <li>• AP Second Team All-American in 2016</li> <li>• Outland and Maxwell Trophy Watch Lists in 2017</li> <li>• Made 31st consecutive start against Miami (Ohio)</li> <li>• Has helped Irish rushing attack go for over 400 yards in two games this season</li> </ul>			

<b>69</b>	<b>AARON BANKS</b>	<b>FR</b>	<b>OL</b>
<ul style="list-style-type: none"> <li>• Early enrollee joined team in January 2017</li> <li>• Rated No. 9 offensive guard by Scout</li> <li>• Named First Team All-NorCal by MaxPreps</li> </ul>			

<b>70</b>	<b>HUNTER BIVIN</b>	<b>GS</b>	<b>OL</b>
<ul style="list-style-type: none"> <li>• Has appeared in all but one game over the past three seasons as a reserve offensive lineman and special teams player</li> <li>• Won the 2012 Kentucky 3-A state title in shot put</li> </ul>			

<b>71</b>	<b>ALEX BARS</b>	<b>SR</b>	<b>OL</b>
<ul style="list-style-type: none"> <li>• Has started 17 straight games</li> <li>• Paved the way for team's rushing attack to eclipse 400 yards in two of the first three games this season</li> </ul>			

<b>72</b>	<b>ROBERT HAINSEY</b>	<b>FR</b>	<b>OL</b>
<ul style="list-style-type: none"> <li>• Early enrollee joined Irish program in January 2017</li> <li>• Has played in all five games, helping Irish rush for over 400 yards in two contests</li> <li>• Rated No. 1 offensive guard by ESPN.com</li> </ul>			

<b>74</b>	<b>LIAM EICHENBERG</b>	<b>SO</b>	<b>OL</b>
<ul style="list-style-type: none"> <li>• One of nine scholarship freshmen to not see the field in 2016</li> <li>• AP All-Ohio First Team in 2015 and the No. 6 rated offensive tackle according to ESPN.com</li> </ul>			

<b>75</b>	<b>JOSH LUGG</b>	<b>FR</b>	<b>OL</b>
<ul style="list-style-type: none"> <li>• Helped North Allegheny go 9-3 while rushing for 3,303 yards and 50 touchdowns in 2015</li> <li>• Recorded 18 tackles, four TFL and three sacks while playing both ways</li> </ul>			

<b>76</b>	<b>DILLAN GIBBONS</b>	<b>FR</b>	<b>OL</b>
<ul style="list-style-type: none"> <li>• Was the first commitment of Notre Dame's 2017 freshman class</li> <li>• No. 26 offensive guard according to Scout</li> </ul>			

<b>77</b>	<b>BRANDON TIASSUM</b>	<b>JR</b>	<b>DL</b>
<ul style="list-style-type: none"> <li>• Saw first action against Miami (Ohio)</li> </ul>			

<b>78</b>	<b>TOMMY KRAEMER</b>	<b>SO</b>	<b>OL</b>
<ul style="list-style-type: none"> <li>• Has started all five games this season, helping the Irish rushing game go for over 400 yards in two contests</li> <li>• Was the first commitment of Notre Dame's 2016 freshman class</li> <li>• 2015 Gatorade Ohio Player of the year, the first offensive lineman to win the award since 2006</li> <li>• 2015 U.S. Army All-American</li> <li>• Attended Cincinnati Elder, the same school as former Irish TE and Minnesota Viking Kyle Rudolph</li> </ul>			

<b>80</b>	<b>DURHAM SMYTHE</b>	<b>GS</b>	<b>TE</b>
<ul style="list-style-type: none"> <li>• Mackey Award Watch List in 2017</li> <li>• Made his 18th consecutive start versus Miami (Ohio)</li> <li>• Has four catches for 88 yards</li> <li>• Father, Roy, won the 1980 Southwest Conference title at Baylor as an offensive lineman</li> </ul>			

<b>81</b>	<b>MILES BOYKIN</b>	<b>JR</b>	<b>WR</b>
<ul style="list-style-type: none"> <li>• Had a 54-yard TD reception against Miami (Ohio)</li> <li>• Played in all 12 games as a sophomore with six catches for 81 yards</li> </ul>			

<b>82</b>	<b>NIC WEISHAR</b>	<b>SR</b>	<b>TE</b>
<ul style="list-style-type: none"> <li>• Wuerffel Trophy Watch List in 2017</li> <li>• Had first career touchdown catch in win over Temple</li> </ul>			

<b>83</b>	<b>CHASE CLAYPOOL</b>	<b>SO</b>	<b>WR</b>
<ul style="list-style-type: none"> <li>• Eighth Canadian to play football at Notre Dame</li> <li>• Made four catches for 56 yards at Michigan State</li> <li>• Had first career TD reception against Miami (Ohio)</li> </ul>			

<b>84</b>	<b>COLE KMET</b>	<b>FR</b>	<b>TE</b>
-----------	------------------	-----------	-----------

- Has seen the field in all five games this season
- Had a kickoff return and a special teams tackle versus Miami (Ohio)
- No. 2 tight end in signing class by Tom Lemming
- U.S. Army All-American

<b>85</b>	<b>TYLER NEWSOME</b>	<b>SR</b>	<b>P</b>
-----------	----------------------	-----------	----------

- Ranks 22nd in the nation in punting at 44.6 yards per boot
- Wuerffel Trophy Watch List and Allstate AFCA Good Works Team Nominee in 2017
- Has been the Irish punter since start of the 2015 season
- Owns program record for single-game punt average (52.4 yards per punt against UMass in 2015)

<b>85</b>	<b>ARION SHINAVER</b>	<b>SO</b>	<b>WR</b>
-----------	-----------------------	-----------	-----------

- Did not see game action as a freshman while on scout team

<b>86</b>	<b>ALIZÉ MACK</b>	<b>JR</b>	<b>TE</b>
-----------	-------------------	-----------	-----------

- Had five catches for 43 yards at BC
- Second on the team with 11 catches for 116 yards
- DNP in 2016, but saw action in all 13 games as a freshman in 2015, making 13 catches for 190 yards

<b>87</b>	<b>MICHAEL YOUNG</b>	<b>FR</b>	<b>WR</b>
-----------	----------------------	-----------	-----------

- Has played in all five games this season with two receptions
- Helped Destrehan to an 11-1 record in 2016, making 34 catches for 507 yards and six touchdowns

<b>88</b>	<b>JAVON MCKINLEY</b>	<b>SO</b>	<b>WR</b>
-----------	-----------------------	-----------	-----------

- Saw action in six games during freshman season in 2016
- Had the third-most receiving yards in CIF Southern Section history during prep career, totaling 3,752 over four years

<b>89</b>	<b>BROCK WRIGHT</b>	<b>FR</b>	<b>TE</b>
-----------	---------------------	-----------	-----------

- Has played in all five games this season (sometimes lines up as FB)
- Early enrollee joined program in January 2017
- Rated the No. 1 tight end in signing class by Rivals, ESPN and Tom Lemming

<b>91</b>	<b>ADETOKUNBO OGUNDEJI</b>	<b>SO</b>	<b>DL</b>
-----------	----------------------------	-----------	-----------

- Has seen action in three games this sesason
- Enrolled at Notre Dame as a 17-year-old
- Played in just four games as a senior due to injury after making 68 tackles and nine sacks as a junior in 2014

<b>92</b>	<b>JONATHON MACCOLLISTER</b>	<b>FR</b>	<b>DL</b>
-----------	------------------------------	-----------	-----------

- Helped Bishop Moore to a 25-3 record over the last two years, including a Florida Class 5-A state title in 2015
- Rated the No. 37 defensive end in class by ESPN

<b>93</b>	<b>JAY HAYES</b>	<b>SR</b>	<b>DL</b>
-----------	------------------	-----------	-----------

- Has started all five games with 15 tackles, a TFL, a PBU and a fumble recovery

<b>94</b>	<b>DARNELL EWELL</b>	<b>FR</b>	<b>DL</b>
-----------	----------------------	-----------	-----------

- Rated the No. 7 offensive guard by Scout
- Helped Lake Taylor to an 11-2 record as a senior

<b>95</b>	<b>MYRON TAGOVAIOLA-AMOS</b>	<b>FR</b>	<b>DL</b>
-----------	------------------------------	-----------	-----------

- Has six tackles and 1.5 TFL with action in all five games
- Had 34 TFLs and 18 sacks as a senior, helping Kapolei to a 10-3 record and earning Honolulu Star-Advertiser All-State honors

<b>96</b>	<b>PETE MOKWUAH</b>	<b>SR</b>	<b>DL</b>
-----------	---------------------	-----------	-----------

- Saw the field in four games as a junior, making his first career tackle against Miami (Fla.)

<b>97</b>	<b>MICAH DEW-TREADWAY</b>	<b>JR</b>	<b>DL</b>
-----------	---------------------------	-----------	-----------

- Made collegiate debut at Boston College
- Was one of 10 scholarship freshmen to not play in 2015 before suffering a broken foot that held him out in 2016
- Made 50 tackles, 12 for loss and eight sacks, as a senior at Bolingbrook High School

<b>98</b>	<b>ANDREW TRUMBETTI</b>	<b>SR</b>	<b>DL</b>
-----------	-------------------------	-----------	-----------

- Has 16 tackles and 3.0 TFLs on the year
- Was fourth among defensive linemen in 2016 with 26 tackles
- Made a career-high six tackles against Navy

<b>99</b>	<b>JERRY TILLERY</b>	<b>JR</b>	<b>DL</b>
-----------	----------------------	-----------	-----------

- Ranks fifth on the team with 22 tackles, including 3.0 sacks
- Earned the game ball versus Miami (Ohio) with 1.5 sacks, a QB hurry and a forced fumble
- Has played in all but one game during his first two seasons at Notre Dame, starting 19 of those contests
- Has 68 career tackles, 7.0 for loss

**NOTRE DAME**

**Rushing**

Had 500 or more yards:	at Boston College, 2017 (515)
Had 450-499 or more yards:	vs. Massachusetts, 2015 (457)
Had 400-449 or more yards:	vs. Temple, 2017 (422)
Had 300-399 or more yards:	vs. Miami (Ohio), 2017 (333)
Had 70 or more rushing attempts:	vs. Michigan State, 1991 (76)
Had 60 or more rushing attempts:	vs. Navy, 2007 (63)
Had 50 or more rushing attempts:	at Boston College, 2017 (51)
Had eight or more rush TDs:	vs. Pittsburgh, 1965 (9)
Had seven rush TDs:	at Boston College, 2017 (7)
Had six rush TDs:	vs. Massachusetts, 2015 (6)
Had five rush TDs:	vs. Temple, 2017 (5)
Had four rush TDs:	vs. Miami (Ohio), 2017 (4)
Had two players with 200 rush yards in a game:	at Boston College, 2017 (Josh Adams 229, Brandon Wimbush 207)
Had three players with 100 rush yards in a game:	vs. Temple, 2017 (Josh Adams 161, DeShone Kizer 124, Brandon Wimbush 106)
Had two players with 100 rush yards in a game:	at Stanford, 2015 (Josh Adams 168, DeShone Kizer 128)

**Passing**

Had 500 or more yards:	at USC, 1970 (526)
Had 400-499 yards:	vs. Syracuse, 2016 (471)
Had 300-399 yards:	vs. Duke, 2016 (381)
Had 50 or more pass attempts:	at Florida State, 2014 (52)
Had 40-49 pass attempts:	vs. Georgia, 2017 (40)
Had 30-39 pass attempts:	vs. Syracuse, 2016 (35)
Had 35-39 pass completions:	at Clemson, 2015 (35)
Had 30-34 pass completions:	at Florida State, 2014 (31)
Had 25-29 pass completions:	vs. Purdue, 2014 (25)
Had six or more passing TDs:	vs. BYU, 2005 (6)
Had five or more passing TDs:	at Texas, 2016 (5)
Had four or more passing TDs:	vs. Syracuse, 2014 (4)
Had three or more passing TDs:	vs. Miami (Ohio), 2017 (3)
Had five or more passes intercepted:	vs. USC, 1967 (7)
Had four or more passes intercepted:	at Arizona State, 2014 (4)
Had three or more passes intercepted:	vs. Boston College, 2015 (3)

**Receiving**

Had two players with 100 receiving yards in a game:	vs. Boston College, 2015 (Chris Brown - 104, Amir Carlisle - 101)
Had a player with over 150 receiving yards in a game:	vs. Syracuse, 2016 (Equanimeous St. Brown - 182)
Had two players with 10 catches in a game:	vs. BYU, 2005 (Maurice Stovall - 14, Jeff Samardzija - 10)

**Combination Offense**

Had a 400-yard passer and 100-yard rusher in a game:	vs. Syracuse, 2016 (DeShone Kizer - 471, Josh Adams - 102)
Had a 300-yard passer and 100-yard rusher in a game:	vs. Syracuse, 2016 (DeShone Kizer - 471, Josh Adams - 102)
Had a 400-yard passer and 100-yard receiver in a game:	vs. Syracuse, 2016 (DeShone Kizer - 471, Equanimeous St. Brown - 182)
Had a 300-yard passer and 100-yard receiver in a game:	vs. Syracuse, 2016 (DeShone Kizer - 471, Equanimeous St. Brown - 182)
Had a 400-yard passer, 100-yard rusher and 100-yard receiver in a game:	vs. Syracuse, 2016 (DeShone Kizer - 471, Josh Adams - 102, Equanimeous St. Brown - 182)
Had a 300-yard passer, 100-yard rusher and 100-yard receiver in a game:	vs. Syracuse, 2016 (DeShone Kizer - 471, Josh Adams - 102, Equanimeous St. Brown - 182)
Had a 200-yard passer, 100-yard rusher and 100-yard receiver in a game:	vs. Syracuse, 2016 (DeShone Kizer - 471, Josh Adams - 102, Equanimeous St. Brown - 182)
Had a 400-yard passer and 100-yard rusher in a game:	vs. Syracuse, 2016 (DeShone Kizer - 471, Josh Adams - 102)
Had a 300-yard passer and 100-yard rusher in a game:	vs. Syracuse, 2016 (DeShone Kizer - 471, Josh Adams - 102)
Had a 200-yard passer and 100-yard rusher in a game:	at USC, 2016 (DeShone Kizer - 220, Josh Adams - 180)
Had a 100-yard receiver and 100-yard rusher in a game:	vs. Syracuse, 2016 (Equanimeous St. Brown - 182, Josh Adams - 102)

**Total Offense**

Had 650 or more yards total offense:	vs. Syracuse, 2016 (654)
Had 600 or more yards total offense:	at Boston College, 2017 (611)
Had 500-599 yards total offense:	vs. Miami (Ohio), 2017 (503)
Had 400-499 yards total offense:	at USC, 2016 (408)
Had 100 or more plays total offense:	vs. Pittsburgh, 2012 (104)
Had 85-99 plays total offense:	at Florida State, 2014 (87)
Had 75-84 plays total offense:	at Boston College, 2017 (78)



**Scoring**

Scored 60 or more points:	vs. Massachusetts, 2015 (62)
Scored 50-59 points:	vs. Miami (Ohio), 2017 (52)
Scored 40-49 points:	at Boston College, 2017 (49)
Scored 30-39 points:	at Michigan State, 2017 (38)
Scored a two-point conversion:	at Virginia, 2015
Allowed 60 or more points:	Never
Allowed 50-59 points:	at Texas, 2016 (50)
Allowed 40-49 points:	at USC, 2016 (45)
Allowed 30-39 points:	vs. Syracuse, 2016 (33)
Was held scoreless:	at Boston College, 2008 (17-0)
Was held scoreless at home:	USC, 2007 (38-0)
Was held scoreless on the road:	at Boston College, 2008 (17-0)
Was held without offensive touchdown:	at NC State, 2016 (10-3)
Was held without offensive touchdown on the road:	at NC State, 2016 (10-3)
Was held without offensive touchdown at home:	vs. USC, 2007 (38-0)
Held opponent scoreless:	vs. Michigan, 2014 (31-0)
Held opponent scoreless at home:	vs. Michigan, 2014 (31-0)
Held opponent scoreless on the road:	at Purdue, 1993 (17-0)
Held opponent without offensive touchdown:	at NC State, 2016 (10-3)
Held opponent without offensive touchdown on the road:	at NC State, 2016 (10-3)
Held opponent without offensive touchdown at home:	vs. Texas, 2015 (38-3)
Held opponent scoreless at neutral site:	vs. Maryland (Giants Stadium - East Rutherford, NJ), 2002 (22-0)
Held two or more opponents scoreless in a season:	2002 vs. Maryland (22-0) vs. Rutgers (42-0)
Held three or more opponents scoreless in a season:	1976 vs. Purdue (23-0) at Northwestern (49-0), vs. Oregon (41-0)
Held four or more opponents scoreless in a season:	1966 vs. Army (35-0) vs. North Carolina (32-0), at Oklahoma (38-0), vs. Pittsburgh (40-0) vs. Duke (64-0), at USC (51-0)
Held five or more opponents scoreless in a season:	1966 vs. Army (35-0) vs. North Carolina (32-0), at Oklahoma (38-0), vs. Pittsburgh (40-0) vs. Duke (64-0), at USC (51-0)
Held six or more opponents scoreless in a season:	1966 vs. Army (35-0) vs. North Carolina (32-0), at Oklahoma (38-0), vs. Pittsburgh (40-0) vs. Duke (64-0), at USC (51-0)
Had multiple players with multiple TDs in a game:	at Boston College, 2017 (Brandon Wimbush - 4, Josh Adams - 2)

**Turnovers**

Did not commit a turnover:	vs. Miami (Ohio), 2017
Committed six or more turnovers:	vs. Navy, 1984 (6)
Committed five turnovers:	vs. Boston College, 2015 (5)
Lost four or more fumbles:	vs. Michigan State, 1999 (4)
Lost three fumbles:	at Clemson, 2015 (3)
Recorded six or more takeaways:	vs. Michigan, 2012 (6)
Recorded five takeaways:	vs. Boston College, 2009 (5)
Returned two or more interceptions for TDs:	vs. Stanford, 2002 (2) (Shane Walton - 18 yards, Courtney Watson - 34 yards)
Returned an interception for a TD:	at Michigan State, 2017 (1) (Julian Love - 59 yards)
Returned a fumble for a TD:	vs. Northwestern, 2012 (1) (Austin Collinsworth - 32 yards)

**Defense**

Held opponent 50 or fewer rushing yards:	at Florida State, 2014 (50)
Held opponent to 100 or fewer passing yards:	at NC State, 2016 (41)
Held opponent to 101-200 passing yards:	vs. Georgia, 2017 (141)
Held opponent to 201-300 yards total offense:	vs. Stanford, 2016 (296)
Held opponent to 200 or fewer yards total offense:	at NC State, 2016 (198)
Intercepted five or more passes:	vs. Michigan, 2012 (5)
Intercepted four passes:	vs. Rutgers (Pinstripe Bowl), 2013 (4)
Intercepted three passes:	vs. Michigan, 2014 (3)
Forced five or more fumbles:	vs. Washington, 2004 (5)
Forced four fumbles:	at UCLA, 2007 (4)
Forced three fumbles:	at NC State, 2016 (3)
Scored a safety:	vs. Nevada, 2016
Recorded nine or more sacks:	vs. Rutgers, 1996 (9)
Recorded eight sacks:	vs. Hawai'i (Hawai'i Bowl), 2008 (8)
Recorded seven sacks:	at Stanford, 2005 (7)
Recorded six sacks:	vs. Arizona State, 2013 (6)
Recorded five sacks:	at Boston College, 2012 (5)
Held opponent to 10 or fewer first downs:	vs. Texas, 2015 (8)

**Special Teams**

Returned a punt for a TD:	vs. Massachusetts, 2015 (C.J. Sanders, 50 yards)
Returned a blocked punt for a TD:	vs. USC, 2015 (Amir Carlisle, 5 yards)
Returned a kickoff for a TD:	vs. Syracuse, 2016 (C.J. Sanders, 93 yards)
Returned a blocked FG for a TD:	at Air Force, 2006 (Terrail Lambert, 76 yards)
Blocked a punt:	vs. USC, 2015 (Equineameous St. Brown)
Punted 10 or more times:	USC, 2007 (10)
Did not punt:	vs. Navy, 2013
Blocked a field goal:	vs. LSU (Music City Bowl), 2014 (Isaac Rochell)
Had a field goal blocked:	at Texas, 2016
Blocked a PAT kick:	vs. Syracuse, 2016 (Jarron Jones)
Scored on a blocked PAT attempt:	vs. Syracuse, 2016 (Cole Luke)
Missed a kicking PAT:	vs. Nevada, 2016
Had a kicking PAT blocked:	vs. Northwestern, 2014
Opponent scored on a blocked PAT attempt:	vs. Northwestern, 2014
Had a punt blocked:	at NC State, 2016

**Miscellaneous**

Had 30 or more first downs:	vs. Massachusetts, 2015 (30)
Had 25-29 first downs:	vs. Temple, 2017 (26)
Had 20-24 first downs:	vs. Miami (Ohio), 2017 (21)
Was not penalized:	at LSU, 1997
Had 10 or more penalties:	North Carolina, 2014 (10)
Had 120 or more yards in penalties:	at Rutgers, 2000 (120)
Had 40 minutes or more of possession time:	vs. Washington State, 2009 (40:54)
Had 35-40 minutes of possession time:	vs. Texas, 2015 (39:10)
Was involved in a tie game:	at USC, 1994 (17-17)
Was involved in an overtime game:	at Texas, 2016 (47-50)
Was involved in a double overtime game:	at Texas, 2016 (47-50)
Was involved in a triple overtime game:	vs. Pittsburgh, 2012 (29-26)
Was involved in a quadruple overtime game:	vs. Pittsburgh, 2008 (33-36)

**A NOTRE DAME PLAYER**

**Rushing**

Rushed for 250-299 yards:	Julius Jones at Pittsburgh, 2003 (262)
Rushed for 200-249 yards:	Josh Adams at Boston College, 2017 (229) Brandon Wimbush at Boston College, 2017 (207)
Rushed for 175-199 yards:	Josh Adams at USC, 2016 (180)
Rushed for 150-174 yards:	Josh Adams vs. Miami (Ohio), 2017 (159)
Rushed for 125-149 yards:	DeShone Kizer at Stanford, 2015 (128)
Rushed for 100-124 yards:	Dexter Williams vs. Temple, 2017 (124) Brandon Wimbush vs. Temple, 2017 (106)
Quarterback rushed for 200 or more yards:	Brandon Wimbush at Boston College, 2017 (207)
Quarterback rushed for 100-199 or more yards:	Brandon Wimbush vs. Temple, 2017 (106)
Rushed 40 or more times:	Allen Pinkett at LSU, 1984 (40)
Rushed 35-39 times:	Julius Jones vs. BYU, 2003 (35)
Rushed 30-34 times:	James Aldridge vs. Navy, 2007 (32)
Rushed 25-29 times:	Cierre Wood vs. Boston College, 2011 (26)
Rushed for four or more TDs:	Brandon Wimbush at Boston College, 2017 (4)
Rushed for three TDs:	C.J. Prosise vs. Navy, 2015 (3)
Rushed for two TDs:	Josh Adams vs. Miami (Ohio), 2017 (2)
Had a run of 90 yards or more:	Josh Adams vs. Wake Forest, 2015 (98)
Had a run of 80-89 yards:	Robert Farmer vs. Boston College, 1996 (91)
Had a run of 70-79 yards:	Josh Adams vs. Miami (Ohio), 2017 (73)
Had a run of 60-69 yards:	Josh Adams at Boston College, 2017 (65) Brandon Wimbush at Boston College, 2017 (65) Josh Adams at Boston College, 2017 (64)
Had a run of 50-59 yards:	Josh Adams vs. Miami (Ohio), 2017 (59)

**Passing**

Passed for 500 or more yards:	Joe Theismann at USC, 1970 (526)
Passed for 400-499 yards:	DeShone Kizer vs. Syracuse, 2016 (471)
Passed for 300-399 yards:	DeShone Kizer vs. Duke, 2016 (381)
Attempted 50 or more passes:	Everett Golson at Florida State, 2014 (52)
Attempted 40-49 passes:	Brandon Wimbush vs. Georgia, 2017 (40)
Attempted 30-39 passes:	DeShone Kizer at USC, 2016 (32)
Completed 30 or more passes:	Everett Golson at Florida State, 2014 (31)
Completed 20-29 passes:	Brandon Wimbush vs. Georgia, 2017 (20)
Threw six TDs:	Brady Quinn vs. BYU, 2005 (6)
Threw five or more TDs:	DeShone Kizer at Texas, 2016 (5)
Threw four or more TDs:	Everett Golson vs. Syracuse, 2014 (4)
Threw three or more TDs:	Brandon Wimbush vs. Miami (Ohio), 2017 (3)
Threw five or more interceptions:	Terry Hanratty vs. USC, 1967 (5)
Threw four interceptions:	Everett Golson at Arizona State, 2014 (4)
Threw three interceptions:	Tommy Rees vs. Boston College, 2015 (3)
Completed a pass of 90 yards or more:	Dayne Crist vs. Michigan, 2010 (95)
Completed a pass of 80-89 yards:	DeShone Kizer vs. Ohio State (Fiesta Bowl), 2015 (81)
Completed a pass of 70-79 yards:	DeShone Kizer vs. Syracuse, 2016 (79)
Completed a pass of 60-69 yards:	DeShone Kizer vs. Syracuse, 2016 (67)
Completed a pass of 50-59 yards:	Brandon Wimbush vs. Miami (Ohio), 2017 (54)

**Receiving**

Caught 15 or more passes:	Never
Caught 10-14 passes:	Michael Floyd vs. Boston College, 2011 (10)
Caught seven to nine passes:	Amir Carlisle vs. Boston College, 2015 (7)
Had 200 or more yards receiving:	Golden Tate at Stanford, 2009 (201)
Had 175-199 yards receiving:	Equanimeous St. Brown vs. Syracuse, 2016 (182)
Had 150-174 yards receiving:	Will Fuller at Pittsburgh, 2015 (152)
Had 100-149 yards receiving:	Equanimeous St. Brown vs. Duke, 2016 (116)
Caught four or more TDs:	Maurice Stovall vs. BYU, 2005 (4)
Caught three TDs:	Will Fuller at Pittsburgh, 2015 (3)
Caught two TDs:	Equanimeous St. Brown vs. Syracuse, 2016 (2)

**Total Offense**

Had 500 or more yards total offense:	Joe Theismann at USC, 1970 (512)
Had 400-499 yards total offense:	DeShone Kizer vs. Syracuse, 2016 (472)

Had 100 yards both passing and rushing:

Brandon Wimbush vs. Temple, 2017 (184 passing, 106 rushing)

**Scoring**

Accounted for six or more touchdowns:	DeShone Kizer at Texas, 2016 (1 rushing, 5 passing)
Accounted for five touchdowns:	Everett Golson vs. Rice, 2014 (3 rushing, 2 passing)
Accounted for four touchdowns:	Brandon Wimbush vs. Miami (Ohio), 2017 (3 passing, 1 rushing)
Accounted for three touchdowns:	Brandon Wimbush vs. Temple, 2017 (1 rushing, 2 passing)

**Defense**

Intercepted three or more passes:	Harrison Smith vs. Miami (Fla.), 2010 (3)
Intercepted two passes:	Shaun Crawford at Boston College, 2017 (2)
Recovered three or more fumbles:	Never
Forced two fumbles:	Maurice Crum, Jr. at UCLA, 2007 (2)
Recovered two fumbles:	Brian Smith vs. Michigan, 2008 (2)
Recorded 20 or more tackles:	Manti Te'o vs. Stanford, 2010 (21)
Recorded 15-20 tackles:	Dan Fox at Stanford, 2013 (15)
Recorded 10-14 tackles:	Te'Von Coney at Boston College, 2017 (13) Nyles Morgan at Boston College, 2017 (10)
Recorded 4.0 or more sacks:	Victor Abiamiri at Stanford, 2005 (4.0)
Recorded 3.0-3.5 sacks:	Romeo Okwara vs. Wake Forest, 2015 (3.0)
Recorded 2.0-2.5 sacks:	Greer Martini vs. Stanford, 2016 (2.0)

**Special Teams**

Scored 17 or more points kicking:	Kyle Brindza vs. Rutgers (Pinstripe Bowl), 2013 (17)
Scored 15-16 points kicking:	Kyle Brindza at USC, 2012 (16)
Scored 10-14 points kicking:	Justin Yoon vs. Miami (Ohio), 2017 (10)
Kicked five or more field goals:	Kyle Brindza vs. Rutgers (Pinstripe Bowl), 2013 (5)
Kicked four field goals:	Justin Yoon vs. Georgia, 2017 (4)
Kicked two field goals of 50 or more yards:	Never
Kicked a field goal of 50 or more yards:	Justin Yoon vs. Navy, 2015 (52)
Kicked a punt 70 or more yards:	Tyler Newsome vs. Michigan State, 2016 (71)
Kicked a punt 60-69 yards:	Tyler Newsome at USC, 2016 (62)
Punted 10 or more times:	Geoff Price vs. USC, 2007 (10)
Totaled 175 or more kickoff return yards:	C.J. Sanders at Stanford, 2015 (182)
Totaled 100 or more punt return yards:	Golden Tate at Pittsburgh, 2009 (101)

**AN OPPOSING TEAM**

**Rushing**

Had 400 or more yards:	Pittsburgh, 1975 (411)
Had 300-399 yards:	Navy, 2015 (318)
Had 200-299 yards:	at USC, 2016 (207)
Had 50 or more rushing attempts:	at NC State, 2016 (51)
Had five or more rush TDs:	Texas, 2016 (5)
Had four rush TDs:	Ohio State (Fiesta Bowl), 2015 (4)
Had two or more players with 100 rush yards in a game:	BYU, 2013 (Taysom Hill - 101, Paul Lasike - 101)

**Passing**

Had 400 or more yards:	USC, 2015 (440)
Had 300-399 yards:	Michigan State, 2017 (345)
Had 60 or more pass attempts:	Tennessee, 1990 (60)
Had 50-59 pass attempts:	Michigan State, 2017 (51)
Had 40-49 pass attempts:	Boston College, 2017 (40)
Had 30 or more pass completions:	Michigan State, 2017 (31)
Had five or more passing TDs:	USC, 2014 (6)
Had four passing TDs:	Stanford, 2015 (4)
Had three passing TDs:	Duke, 2016 (3)

**Receiving**

Had two players with 100 receiving yards in a game:	USC, 2009 (Anthony McCoy 153, Damien Williams 108)
---	---

**Total Offense**

Had 600 or more yards total offense:	Ohio State, 2006 Fiesta Bowl (617)
Had 500-599 yards total offense:	Michigan State, 2016 (501)
Had 400-499 yards total offense:	at Michigan State, 2017 (496)
Had 90 or more plays:	USC, 2014 (93)
Had 80-89 plays:	at Michigan State, 2017 (85)
Had 75-79 plays:	Michigan State, 2016 (78)

**Scoring**

Scored 60 or more points:	Never
Scored 50-59 points:	Texas, 2016 (50)
Scored 40-49 points:	Ohio State (Fiesta Bowl), 2015 (44)
Scored 30-39 points:	Syracuse, 2016 (33)
Scored a two-point conversion:	Georgia Tech, 2015

**Turnovers**

Did not commit a turnover:	Stanford, 2015
Had three or more fumbles lost:	Navy, 2012 (3)
Intercepted five or more passes:	USC, 1967 (7)
Intercepted four passes:	Arizona State, 2014 (4)
Intercepted three passes:	Boston College, 2015
Returned an interception for a TD:	at USC, 2016 (Ajene Harris - 33 yards)
Returned a fumble for a TD:	Pittsburgh, 2015 (Ejuan Price - 32 yards)

**Defense**

Held ND to 10 or fewer first downs:	at NC State, 2016 (10)
Scored a safety:	Stanford, 2016
Held ND to 50 or fewer rushing yards:	Arizona State, 2014 (41)
Held ND to 101-200 passing yards:	vs. Miami (Ohio), 2017 (170)
Held ND to 100 or fewer passing yards:	at Boston College, 2017 (96)
Held ND to 201-300 yards total offense:	vs. Georgia, 2017 (265)
Held ND to 200 or fewer yards total offense:	at NC State, 2016 (113)

**Special Teams**

Returned a punt for a TD:	at USC, 2016 (Adore Jackson - 55 yards)
Returned a blocked punt for a TD:	Michigan State, 2004 (Jerramy Scott - 0 yards)
Returned a kickoff for a TD:	at USC, 2016 (Adore Jackson - 97 yards)
Returns a punt for TD and kickoff for TD in same game:	at USC, 2016 (Adore Jackson - 55 yd PR; 97 yd TD)
Punted 10 or more times:	Boston College, 2010 (11)
Did not punt:	Miami (Fla.), 1985
Missed a kicking PAT:	Massachusetts, 2015

**Miscellaneous**

Had 30 or more first downs:	USC, 2014 (35)
Had 20-29 first downs:	at Michigan State, 2017 (26)
Had 10 or more penalties:	Georgia, 2017 (12)
Had 100 or more yards in penalties:	Georgia, 2017 (127)
Had 35 minutes or more of possession time:	Miami (Ohio), 2017 (35:33)
Had one 100-yard receiver and one 100-yard rusher:	Texas, 2016 (Jela Duncan, 121 rushing; Anthony Nash, 123 receiving)

**AN OPPOSING PLAYER**

**Rushing**

Rushed for 300 or more yards:	Tony Dorsett, Pittsburgh, 1975 (303)
Rushed for 200-299 yards:	Alexander Teich, Navy, 2010 (210)
Rushed for 150-199 yards:	Tyler Gaffney, Stanford, 2013 (189)

Rushed for 100-149 yards:	Jonathan Hilliman, at Boston College, 2017 (122)
Rushed 40 or more times:	Craig Heyward, Pittsburgh, 1987 (42)
Rushed 30-39 times:	Tyler Gaffney, Stanford, 2013 (33)
Rushed 25-29 times:	Ezekiel Elliott, Ohio State (Fiesta Bowl), 2015 (27)
Rushed for five or more TDs:	Walter Reyes, Syracuse, 2003 (5)
Rushed for four TDs:	Ezekiel Elliott, Ohio State (Fiesta Bowl), 2015 (4)
Rushed for three TDs:	Tyrone Swoopes, Texas, 2016 (3)
Rushed for two TDs:	Gerald Holmes, Michigan State, 2016 (2)
Had a run of 80 yards or more:	Jeff Smith, Boston College, 2015 (80)
Had a run of 70-79 yards:	Gerald Holmes, Michigan State, 2016 (73)
Had a run of 60-69 yards:	Ronald Jones II, USC, 2015 (65)
Had a run of 50-59 yards:	Brian Lewerke, at Michigan State, 2017 (52)

**Passing**

Passed for 500 or more yards:	Never
Passed for 400-499 yards:	Matt Leinart, USC, 2004 (400)
Passed for 300-399 yards:	Brian Lewerke, at Michigan State, 2017 (340)
Attempted 60 or more passes:	Andy Kelly, Tennessee, 1990 (60)
Attempted 50-59 passes:	Brian Lewerke, at Michigan State, 2017 (51)
Attempted 40-49 passes:	Anthony Brown, Boston College, 2017 (40)
Completed 30 or more passes:	Brian Lewerke, at Michigan State, 2017 (31)
Completed 20-29 passes:	Anthony Brown, Boston College, 2017 (24)
Threw six or more TDs:	Cody Kessler, USC, 2014 (6)
Threw five TDs:	Matt Leinart, USC, 2004 (5)
Threw four TDs:	Kevin Hogan, Stanford, 2015 (4)
Threw three TDs:	Daniel Jones, Duke, 2016 (3)
Completed a pass of 90 yards or more:	Kyle Orton, Purdue, 2004 (97)
Completed a pass of 80-89 yards:	Cody Kessler, USC, 2015 (83)
Completed a pass of 70-79 yards:	Eric Dungey, Syracuse, 2016 (72)
Completed a pass of 60-69 yards:	Daniel Jones, Duke, 2016 (64)
Completed a pass of 50-59 yards:	Sam Darnold, at USC, 2016 (52)

**Receiving**

Caught 15 or more passes:	Jalen Saunders, Oklahoma, 2012 (15)
Caught 10-14 passes:	Canaan Severin, Virginia, 2015 (11)
Caught seven to nine passes:	Charlie Callinan, Boston College, 2017 (7)
Had 200 or more yards receiving:	Selwyn Lymon, Purdue, 2006 (238)
Had 150-199 yards receiving:	Canaan Severin, Virginia, 2015 (153)
Had 100-149 yards receiving:	James Gardner, Miami (Ohio), 2017 (115)
Caught three or more TD passes:	Jeremy Gallon, Michigan, 2013 (3)
Caught two TD passes:	James Gardner, Miami (Ohio), 2017 (2)

**Scoring**

Accounted for six or more touchdowns:	Cody Kessler, USC, 2014 (6 passing, 0 rushing)
Accounted for five touchdowns:	Eric Dungey, Syracuse, 2016 (2 passing, 3 rushing)
Accounted for four touchdowns:	Kevin Hogan, Stanford, 2015 (4 passing, 0 rushing)
Accounted for three touchdowns:	Adore Jackson, at USC, 2016 (1 receiving, 1 PR, 1 KR)

**Defense**

Intercepted three or more passes:	Rod Johnson, North Carolina State, 2003 (3)
Intercepted two passes:	Justin Simmons, Boston College, 2015 (2)
Recorded three or more sacks:	Bradley Chubb, NC State, 2016 (3.0)
Recorded two sacks:	Darron Lee, Ohio State (Fiesta Bowl), 2015 (2.0)

**Special Teams**

Kicked four or more field goals:	Jack Mitchell, Northwestern, 2014 (4)
Kicked a field goal 50 or more yards:	Matt Payne, BYU, 2004 (53)
Kicked a punt of 65 or more yards:	Jared Armstrong, Purdue, 2006 (69)
Totaled 100 or more kick return yards:	Adore Jackson, at USC, 2016 (161)

<b>Team Statistics</b>	<b>ND</b>	<b>OPP</b>
<b>SCORING</b>	207	91
Points Per Game	41.4	18.2
Points Off Turnovers	175	6
<b>FIRST DOWNS</b>	105	101
Rushing	50	35
Passing	37	56
Penalty	18	10
<b>RUSHING YARDAGE</b>	1507	721
Yards gained rushing	1595	834
Yards lost rushing	88	113
Rushing Attempts	211	189
Average Per Rush	7.1	3.8
Average Per Game	301.4	144.2
TDs Rushing	20	1
<b>PASSING YARDAGE</b>	833	1208
Comp-Att-Int	72-140-2	110-195-5
Average Per Pass	5.9	6.2
Average Per Catch	11.6	11.0
Average Per Game	166.6	241.6
TDs Passing	6	9
<b>TOTAL OFFENSE</b>	2340	1929
Total Plays	351	384
Average Per Play	6.7	5.0
Average Per Game	468.0	385.8
<b>KICK RETURNS: #-Yards</b>	11-241	25-602
<b>PUNT RETURNS: #-Yards</b>	9-2	7-42
<b>INT RETURNS: #-Yards</b>	5-101	2-61
<b>KICK RETURN AVERAGE</b>	21.9	24.1
<b>PUNT RETURN AVERAGE</b>	0.2	6.0
<b>INT RETURN AVERAGE</b>	20.2	30.5
<b>FUMBLES-LOST</b>	4-3	7-6
<b>PENALTIES-Yards</b>	28-253	42-391
Average Per Game	50.6	78.2
<b>PUNTS-Yards</b>	26-1136	30-1211
Average Per Punt	43.7	40.4
Net punt average	40.5	38.3
<b>KICKOFFS-Yards</b>	38-2356	21-1244
Average Per Kick	62.0	59.2
Net kick average	38.9	39.4
<b>TIME OF POSSESSION/Game</b>	26:42	33:18
<b>3RD-DOWN Conversions</b>	31/75	30/85
3rd-Down Pct	41%	35%
<b>4TH-DOWN Conversions</b>	4/6	2/8
4th-Down Pct	67%	25%
<b>SACKS BY-Yards</b>	11-62	8-46
<b>MISC YARDS</b>	0	0
<b>TOUCHDOWNS SCORED</b>	27	10
<b>FIELD GOALS-ATTEMPTS</b>	6-9	7-9
<b>ON-SIDE KICKS</b>	0-0	0-1
<b>RED-ZONE SCORES</b>	(22-22) 100%	(14-18) 78%
<b>RED-ZONE TOUCHDOWNS</b>	(20-22) 91%	(7-18) 39%
<b>PAT-ATTEMPTS</b>	(27-27) 100%	(8-8) 100%
<b>ATTENDANCE</b>	232866	118523
Games/Avg Per Game	3/77622	2/59262
Neutral Site Games		0/0

<b>Score by Quarters</b>	<b>1st</b>	<b>2nd</b>	<b>3rd</b>	<b>4th</b>	<b>OT</b>	<b>Total</b>
Notre Dame	73	55	31	48	0	207
Opponents	23	28	16	24	0	91

SEASON

CAREER

Rushing	gp	att	gain	loss	net	avg	td	lg	avg/g	gp	att	gain	loss	net	avg	td	lg	avg/g
ADAMS, Josh	5	73	673	15	658	9.0	4	73	131.6	30	348	2497	71	2426	7.0	15	98	80.9
WIMBUSH, Brandon	5	68	462	60	402	5.9	8	65	80.4	7	75	571	73	498	6.6	9	65	71.1
WILLIAMS, Dexter	4	20	215	1	214	10.7	4	66	53.5	23	80	511	16	495	6.2	8	66	21.5
McINTOSH, Deon	3	28	115	9	106	3.8	2	26	35.3	3	28	115	9	106	3.8	2	26	35.3
JONES JR, Tony	4	13	72	1	71	5.5	2	32	17.8	4	13	72	1	71	5.5	2	32	17.8
BOOK, Ian	4	5	40	0	40	8.0	0	26	10.0	4	5	40	0	40	8.0	0	26	10.0
SMITH, Cam	4	1	12	0	12	12.0	0	12	3.0	4	1	12	0	12	12.0	0	12	3.0
YOUNG, Michael	5	1	6	0	6	6.0	0	6	1.2	5	1	6	0	6	6.0	0	6	1.2
SANDERS, C.J.	5	1	0	0	0	0.0	0	0	0.0	30	5	22	0	22	4.4	0	12	0.7
CLAYPOOL, Chase	5	1	0	2	-2	-2.0	0	0	-0.4	17	2	9	2	7	3.5	0	9	0.4
Total	5	211	1595	88	1507	7.1	20	73	301.4									
Opponents	5	189	834	113	721	3.8	1	52	144.2									

Passing	gp	effic	comp-att-int	pct	yds	td	lg	avg/g	gp	effic	comp-att-int	pct	yds	td	lg	avg/g
WIMBUSH, Brandon	5	114.01	69-132-2	52.3	782	6	54	156.4	7	113.08	72-137-2	52.6	799	6	54	114.1
BOOK, Ian	4	91.05	3-8-0	37.5	51	0	48	12.8	4	91.05	3-8-0	37.5	51	0	48	12.8
Total	5	112.69	72-140-2	51.4	833	6	54	166.6								
Opponents	5	118.55	110-195-5	56.4	1208	9	34	241.6								

Receiving	gp	no.	yds	avg	td	lg	avg/g	gp	no.	yds	avg	td	lg	avg/g
ST. BROWN, E.	5	14	202	14.4	2	40	40.4	24	73	1171	16.0	11	79	48.8
MACK, Alize	5	11	116	10.5	0	32	23.2	18	24	306	12.8	0	45	17.0
CLAYPOOL, Chase	5	9	108	12.0	1	27	21.6	17	14	189	13.5	1	33	11.1
ADAMS, Josh	5	8	69	8.6	0	32	13.8	30	36	304	8.4	2	44	10.1
SMITH, Cam	4	7	54	7.7	0	29	13.5	4	7	54	7.7	0	29	13.5
SMYTHE, Durham	5	4	88	22.0	0	33	17.6	33	17	225	13.2	5	33	6.8
FINKE, Chris	5	4	84	21.0	0	48	16.8	15	14	206	14.7	2	48	13.7
WEISHAR, Nic	5	3	20	6.7	1	12	4.0	29	9	86	9.6	1	18	3.0
JONES JR, Tony	4	3	9	3.0	0	8	2.2	4	3	9	3.0	0	8	2.2
BOYKIN, Miles	4	2	66	33.0	1	54	16.5	16	8	147	18.4	2	54	9.2
YOUNG, Michael	5	2	10	5.0	0	6	2.0	5	2	10	5.0	0	6	2.0
WILLIAMS, Dexter	4	1	8	8.0	1	8	2.0	23	5	24	4.8	1	8	1.0
CANTEEN, Freddy	3	1	7	7.0	0	7	2.3	3	1	7	7.0	0	7	2.3
SANDERS, C.J.	5	1	0	0.0	0	0	0.0	30	26	293	11.3	2	34	9.8
STEPHERSON, Kevin	1	1	-3	-3.0	0	0	-3.0	13	26	459	17.7	5	54	35.3
McINTOSH, Deon	3	1	-5	-5.0	0	0	-1.7	3	1	-5	-5.0	0	0	-1.7
Total	5	72	833	11.6	6	54	166.6							
Opponents	5	110	1208	11.0	9	34	241.6							

Total Offense	g	plays	rush	pass	total	avg/g	g	plays	rush	pass	total	avg/g
WIMBUSH, Brandon	5	200	402	782	1184	236.8	7	212	498	799	1297	185.3
ADAMS, Josh	5	73	658	0	658	131.6	30	348	2426	0	2426	80.9
WILLIAMS, Dexter	4	20	214	0	214	53.5	23	80	495	0	495	21.5
McINTOSH, Deon	3	28	106	0	106	35.3	3	28	106	0	106	35.3
BOOK, Ian	4	13	40	51	91	22.8	4	13	40	51	91	22.8
JONES JR, Tony	4	13	71	0	71	17.8	4	13	71	0	71	17.8
SMITH, Cam	4	1	12	0	12	3.0	4	1	12	0	12	3.0
YOUNG, Michael	5	1	6	0	6	1.2	5	1	6	0	6	1.2
CLAYPOOL, Chase	5	1	-2	0	-2	-0.4	17	2	7	0	7	0.4
Total	5	351	1507	833	2340	468.0						
Opponents	5	384	721	1208	1929	385.8						

	SEASON							CAREER										
	td	fg	PAT				dxp	saf	pts	td	fg	PAT				dxp	saf	pts
Scoring			kick	rush	rcv	pass					kick	rush	rcv	pass				
WIMBUSH, Brandon	8	-	-	-	-	-	-	-	-	48	9	-	-	-	-	-	-	54
YOON, Justin	-	6-9	27-27	-	-	-	-	-	-	45	-	34-43	121-125	-	-	-	-	223
WILLIAMS, Dexter	5	-	-	-	-	-	-	-	-	30	9	-	0-1	-	-	-	54	
ADAMS, Josh	4	-	-	-	-	-	-	-	-	24	17	-	-	-	-	-	102	
JONES JR, Tony	2	-	-	-	-	-	-	-	-	12	2	-	-	-	-	-	12	
ST. BROWN, E.	2	-	-	-	-	-	-	-	-	12	11	-	-	-	-	-	66	
McINTOSH, Deon	2	-	-	-	-	-	-	-	-	12	2	-	-	-	-	-	12	
LOVE, Julian	1	-	-	-	-	-	-	-	-	6	1	-	-	-	-	-	6	
BOYKIN, Miles	1	-	-	-	-	-	-	-	-	6	2	-	-	-	-	-	12	
WEISHAR, Nic	1	-	-	-	-	-	-	-	-	6	1	-	-	-	-	-	6	
CLAYPOOL, Chase	1	-	-	-	-	-	-	-	-	6	1	-	-	-	-	-	6	
<b>Total</b>	<b>27</b>	<b>6-9</b>	<b>27-27</b>	<b>-</b>	<b>-</b>	<b>-</b>	<b>-</b>	<b>-</b>	<b>-</b>	<b>207</b>								
Opponents	10	7-9	8-8	-	1	1-2	-	-	-	91								

Punt Returns	no.	yds	avg	td	lg	no.	yds	avg	td	lg
FINKE, Chris	9	2	0.2	0	4	18	72	4.0	0	23
Total	9	2	0.2	0	4					
Opponents	7	42	6.0	0	28					

Kick Returns	no.	yds	avg	td	lg	no.	yds	avg	td	lg
SANDERS, C.J.	9	212	23.6	0	38	66	1577	23.9	3	93
YOUNG, Michael	1	18	18.0	0	18	1	18	18.0	0	18
KMET, Cole	1	11	11.0	0	11	1	11	11.0	0	11
Total	11	241	21.9	0	38					
Opponents	25	602	24.1	0	38					

Interceptions	no.	yds	avg	td	lg	no.	yds	avg	td	lg
CRAWFORD, Shaun	2	0	0.0	0	0	3	22	7.3	0	22
TRANQUILL, Drue	1	0	0.0	0	0	3	-2	-0.7	0	0
MARTINI, Greer	1	42	42.0	0	42	1	42	42.0	0	42
LOVE, Julian	1	59	59.0	1	59	2	61	30.5	1	59
Total	5	101	20.2	1	59					
Opponents	2	61	30.5	0	43					

Fumble Returns	no.	yds	avg	td	lg	no.	yds	avg	td	lg
TRANQUILL, Drue	1	15	15.0	0	15	2	20	10.0	0	15
Total	1	15	15.0	0	15					
Opponents	0	0	0.0	0	0					

All Purpose	SEASON								CAREER							
	g	rush	rcv	pr	kr	ir	total	avg/g	g	rush	rcv	pr	kr	ir	total	avg/g
ADAMS, Josh	5	658	69	0	0	0	727	145.4	30	2426	304	0	0	0	2730	91.0
WIMBUSH, Bran	5	402	0	0	0	0	402	80.4	7	498	0	0	0	0	498	71.1
WILLIAMS, Dext	4	214	8	0	0	0	222	55.5	23	495	24	0	87	0	606	26.3
SANDERS, C.J.	5	0	0	0	212	0	212	42.4	30	22	293	307	1577	0	2199	73.3
ST. BROWN, E.	5	0	202	0	0	0	202	40.4	24	0	1171	18	0	0	1189	49.5
MACK, Alize	5	0	116	0	0	0	116	23.2	18	0	306	0	0	0	306	17.0
CLAYPOOL, Cha	5	-2	108	0	0	0	106	21.2	17	7	189	0	0	0	196	11.5
McINTOSH, Deo	3	106	-5	0	0	0	101	33.7	3	106	-5	0	0	0	101	33.7
SMYTHE, Durha	5	0	88	0	0	0	88	17.6	33	0	225	0	0	0	225	6.8
FINKE, Chris	5	0	84	2	0	0	86	17.2	15	0	206	72	85	0	363	24.2
JONES JR, Tony	4	71	9	0	0	0	80	20.0	4	71	9	0	0	0	80	20.0
BOYKIN, Miles	4	0	66	0	0	0	66	16.5	16	0	147	-2	0	0	145	9.1
SMITH, Cam	4	12	54	0	0	0	66	16.5	4	12	54	0	0	0	66	16.5
LOVE, Julian	5	0	0	0	0	59	59	11.8	17	0	0	0	0	61	61	3.6
MARTINI, Greer	5	0	0	0	0	42	42	8.4	43	0	0	0	0	42	42	1.0
BOOK, Ian	4	40	0	0	0	0	40	10.0	4	40	0	0	0	0	40	10.0
YOUNG, Michael	5	6	10	0	18	0	34	6.8	5	6	10	0	18	0	34	6.8
WEISHAR, Nic	5	0	20	0	0	0	20	4.0	29	0	86	0	0	0	86	3.0
KMET, Cole	5	0	0	0	11	0	11	2.2	5	0	0	0	11	0	11	2.2
CANTEEN, Fred	3	0	7	0	0	0	7	2.3	3	0	7	0	0	0	7	2.3
STEPHERSON,	1	0	-3	0	0	0	-3	-3.0	13	0	459	0	0	0	459	35.3
Total	5	1507	833	2	241	101	2684	536.8								
Opponents	5	721	1208	42	602	61	2634	526.8								

Field Goals	att	good	long	blkd	att	good	long	blkd
YOON, Justin	9	6	46	0	43	34	52	1
Total	9	6	46	0				
Opponents	9	7	41	0				

Punting	no.	yds	avg	lg	blk	no.	yds	avg	lg	blk
NEWSOME, Tyler	25	1116	44.6	59	0	134	5909	44.1	71	2
RINEY, Jeff	1	20	20.0	20	0	1	20	20.0	20	0
Total	26	1136	43.7	59	0					
Opponents	30	1211	40.4	57	0					

Kickoffs	no.	yds	avg	tb	ob	no.	yds	avg	tb	ob
YOON, Justin	30	1891	63.0	9	1	85	5296	62.3	33	2
DOERER, Jonathan	8	465	58.1	2	1	8	465	58.1	2	1
Total	38	2356	62.0	11	2					
Opponents	21	1244	59.2	7	1					

#	Defensive Leaders	SEASON										CAREER											
		gp	ua	a	total	tfl	sack	int	pbu	fr	ff	blk	gp	ua	a	total	tfl	sack	int	pbu	fr	ff	blk
5	MORGAN, Nyles	5	14	27	41	3.5	1.0	.	.	.	1	.	42	95	104	199	13.0	5.5	.	4	1	2	.
4	CONEY, Te'von	5	18	18	36	2.0	1.0	.	.	.	.	.	29	57	54	111	4.0	1.0	.	.	.	.	.
48	MARTINI, Greer	5	16	18	34	2.0	.	1	.	.	2	.	43	81	69	150	13.5	5.0	1	1	.	2	.
23	TRANQUILL, Drue	5	11	16	27	4.5	1.0	1	1	1	.	.	31	85	63	148	10.0	1.5	3	5	2	.	1
99	TILLERY, Jerry	5	9	13	22	3.5	3.0	.	.	.	1	.	29	35	36	71	8.5	4.0	.	.	.	.	1
27	LOVE, Julian	5	14	7	21	0.0	.	1	6	.	.	.	17	46	20	66	2.0	.	2	9	1	1	.
24	COLEMAN, Nick	5	13	5	18	0.0	.	.	.	.	.	.	29	28	12	40	1.0	.	.	3	.	.	.
7A	WATKINS, Nick	5	12	5	17	0.0	.	.	4	.	.	.	28	17	8	25	0.0	.	.	5	.	.	.
98	TRUMBETTI, Andrew	5	8	8	16	3.0	.	.	.	.	.	.	41	44	35	79	11.5	2.0	1	.	.	.	.
21	ELLIOTT, Jalen	5	10	6	16	0.0	.	.	.	.	.	.	17	17	13	30	0.0	.	.	.	.	.	.
93	HAYES, Jay	5	7	8	15	1.0	.	.	1	1	.	.	18	10	17	27	1.5	.	.	1	1	.	.
55	BONNER, Jonathan	5	6	9	15	1.5	1.0	.	.	.	.	.	27	10	19	29	2.5	2.0	.	.	.	.	2
9	HAYES, Daelin	5	6	6	12	2.5	1.0	.	1	2	.	.	17	11	12	23	2.5	1.0	.	2	2	1	.
14	STUDSTILL, Devin	4	4	7	11	0.0	.	.	.	.	.	.	16	32	17	49	1.0	.	1	.	.	.	1
22	BILAL, Asmar	5	7	3	10	0.0	.	.	.	.	.	.	17	19	20	39	3.0	1.0	.	.	.	.	.
13	GENMARK-HEATH, J.	5	4	5	9	0.0	.	.	.	.	.	.	5	4	5	9	0.0	.	.	.	.	.	.
20	CRAWFORD, Shaun	5	3	6	9	0.5	0.5	2	2	2	1	.	7	8	7	15	0.5	0.5	3	2	2	1	.
95	TAGOVALOIA-AMOSA,	5	3	3	6	1.5	.	.	.	.	.	.	5	3	3	6	1.5	.	.	.	.	.	.
5A	KAREEM, Khalid	5	4	2	6	2.0	1.0	.	1	.	.	.	9	4	2	6	2.0	1.0	.	1	.	.	.
8	VAUGHN, Donte	4	4	1	5	0.0	.	.	.	.	.	.	14	17	10	27	0.0	.	1	6	.	.	.
45	JONES, Jonathan	5	4	1	5	0.0	.	.	1	.	.	.	5	4	1	5	0.0	.	.	1	.	.	.
42	OKWARA, Julian	5	3	2	5	2.5	1.5	.	.	.	1	.	16	5	4	9	2.5	1.5	.	.	.	.	1
17	ROBERTSON, Isaiah	5	2	3	5	0.0	.	.	.	.	.	.	5	2	3	5	0.0	.	.	.	.	.	.
34	JONES JR, Tony	4	3	2	5	0.0	.	.	.	.	.	.	4	3	2	5	0.0	.	.	.	.	.	.
19	YOON, Justin	5	2	1	3	0.0	.	.	.	.	.	.	30	3	1	4	0.0	.	.	.	.	.	.
18	PRIDE JR, Troy	4	3	.	3	0.0	.	.	.	.	.	.	12	13	2	15	0.0	.	.	.	1	.	.
28	FERTITTA, Nicco	3	3	.	3	0.0	.	.	.	.	.	.	26	12	9	21	0.5	.	.	2	.	1	.
32	MORGAN, D.J.	2	2	.	2	0.0	.	.	.	.	.	.	2	2	.	2	0.0	.	.	.	.	.	.
77	TIASSUM, Brandon	3	1	1	2	0.0	.	.	.	.	.	.	3	1	1	2	0.0	.	.	.	.	.	.
37	REGAN, Robert	3	1	1	2	0.0	.	.	.	.	.	.	3	1	1	2	0.0	.	.	.	.	.	.
41	HINISH, Kurt	5	.	2	2	0.0	.	.	.	.	.	.	5	.	2	2	0.0	.	.	.	.	.	.
2	WILLIAMS, Dexter	4	1	1	2	0.0	.	.	.	.	.	.	23	3	3	6	0.0	.	.	.	.	.	.
44	JONES, Jamir	5	.	1	1	0.0	.	.	.	.	.	.	15	7	2	9	0.0	.	.	.	.	.	.
7	WIMBUSH, Brandon	5	1	.	1	0.0	.	.	.	.	.	.	7	1	.	1	0.0	.	.	.	.	.	.
80	SMYTHE, Durham	5	1	.	1	0.0	.	.	.	.	.	.	33	2	.	2	0.0	.	.	.	.	.	.
84	KMET, Cole	5	1	.	1	0.0	.	.	.	.	.	.	5	1	.	1	0.0	.	.	.	.	.	.
TM	TEAM	1	1	.	1	0.0	.	.	.	.	.	.											
68	McGLINCHEY, Mike	5	1	.	1	0.0	.	.	.	.	.	.	43	1	.	1	0.0	.	.	.	.	.	1
72	HAINSEY, Robert	5	1	.	1	0.0	.	.	.	.	.	.	5	1	.	1	0.0	.	.	.	.	.	.
83	CLAYPOOL, Chase	5	1	.	1	0.0	.	.	.	.	.	.	17	8	4	12	0.0	.	.	.	.	.	.
	Total	5	205	188	393	30	11	5	17	6	6	.											
	Opponents	5	177	170	347	26	8	2	13	3	3	.											



Date	Opponent	Rushing				Receiving				Passing				Kick Returns				Punt Returns				tot off
		no.	yds	td	lg	no.	yds	td	lg	cmp-att-int	yds	td	lg	no.	yds	td	lg	no.	yds	td	lg	
Sep 02	TEMPLE	44	422	5	66	17	184	2	34	17-30-1	184	2	34	2	48	0	30	1	0	0	0	606
Sep 09	GEORGIA	37	55	1	8	20	210	0	32	20-40-0	210	0	32	4	84	0	36	3	-3	0	1	265
Sep 16	at Boston College	51	515	7	65	11	96	0	33	11-27-1	96	0	33	0	0	0	0	4	5	0	4	611
Sep 23	at Michigan State	40	182	3	32	14	173	1	40	14-20-0	173	1	40	3	83	0	38	1	0	0	0	355
Sep 30	MIAMI (OHIO)	39	333	4	73	10	170	3	54	10-23-0	170	3	54	2	26	0	15	0	0	0	0	503
Opponents		211	1507	20	73	72	833	6	54	72-140-2	833	6	54	11	241	0	38	9	2	0	4	2340
Opponents		189	721	1	52	110	1208	9	34	110-195-5	1208	9	34	25	602	0	38	7	42	0	28	1929

Games played: 5  
 Avg per rush: 7.1  
 Avg per catch: 11.6  
 Pass efficiency: 112.69  
 Kick ret avg: 21.9  
 Punt ret avg: 0.2  
 All purpose avg/game: 536.8  
 Total offense avg/gm: 468.0

Date	Opponent	Tackles				Sacks no-yds	Fumble		Pass Defense			blkd kick	PAT Attempts			off			
		ua	a	total	tfl-yds		ff	fr-yds	int-yds	qbh	brup		kick	rush	rcv	saf	t/o	pts	
Sep 02	TEMPLE	44	36	80	11.0-39	3.0-20	1	1-15	0-0	4	3	0	7-7	0	0	0	0	28	49
Sep 09	GEORGIA	40	34	74	6.0-17	2.0-8	0	1-0	1-0	5	2	0	1-1	0	0	0	0	14	19
Sep 16	at Boston College	44	48	92	5.0-12	1.0-6	2	1-0	2-0	3	3	0	7-7	0	0	0	0	42	49
Sep 23	at Michigan State	36	44	80	4.0-16	2.0-12	2	2-0	1-59	5	3	0	5-5	0	0	0	0	63	38
Sep 30	MIAMI (OHIO)	41	26	67	4.0-18	3.0-16	1	1-0	1-42	5	6	0	7-7	0	0	0	0	28	52
Opponents		205	188	393	30.0-102	11.0-62	6	6-15	5-101	22	17	0	27-27	0	0	0	0	175	207
Opponents		177	170	347	26.0-86	8.0-46	3	3-0	2-61	20	13	0	8-8	0	1	0	0	6	91

Date	Opponent	Punting								Field Goals			Kickoffs					
		no.	yds	avg	long	blkd	tb	fc	50+	i20	md-att	long	blkd	no.	yds	avg	tb	ob
Sep 02	TEMPLE	2	104	52.0	54	0	0	0	2	0	0-2	0	0	8	505	63.1	2	0
Sep 09	GEORGIA	9	424	47.1	59	0	1	3	4	2	4-4	42	0	6	379	63.2	2	0
Sep 16	at Boston College	7	323	46.1	57	0	0	3	4	3	0-0	0	0	8	486	60.8	3	1
Sep 23	at Michigan State	4	153	38.2	56	0	1	2	1	3	1-1	46	0	7	441	63.0	2	1
Sep 30	MIAMI (OHIO)	4	132	33.0	43	0	0	2	0	0	1-2	43	0	9	545	60.6	2	0
Opponents		26	1136	43.7	59	0	2	10	11	8	6-9	46	0	38	2356	62.0	11	2
Opponents		30	1211	40.4	57	0	3	12	3	15	7-9	41	0	21	1244	59.2	7	1

Date	Opponent	Rushing				Receiving				Passing				Kick Returns				Punt Returns				tot off
		no.	yds	td	lg	no.	yds	td	lg	cmp-att-int	yds	td	lg	no.	yds	td	lg	no.	yds	td	lg	
Sep 02	TEMPLE	37	85	0	17	19	245	2	29	19-35-0	245	2	29	6	142	0	30	2	2	0	2	330
Sep 09	GEORGIA	43	185	1	40	16	141	1	31	16-29-1	141	1	31	4	111	0	38	3	21	0	28	326
Sep 16	at Boston College	44	185	0	29	24	215	2	22	24-41-2	215	2	22	4	80	0	30	2	19	0	13	400
Sep 23	at Michigan State	32	151	0	52	32	345	2	25	32-53-1	345	2	25	4	106	0	32	0	0	0	0	496
Sep 30	MIAMI (OHIO)	33	115	0	27	19	262	2	34	19-37-1	262	2	34	7	163	0	34	0	0	0	0	377
Notre Dame		189	721	1	52	110	1208	9	34	110-195-5	1208	9	34	25	602	0	38	7	42	0	28	1929
Notre Dame		211	1507	20	73	72	833	6	54	72-140-2	833	6	54	11	241	0	38	9	2	0	4	2340

Games played: 5  
 Avg per rush: 3.8  
 Avg per catch: 11.0  
 Pass efficiency: 118.55  
 Kick ret avg: 24.1  
 Punt ret avg: 6.0  
 All purpose avg/game: 526.8  
 Total offense avg/gm: 385.8

Date	Opponent	Tackles				Sacks	Fumble		Pass Defense			blkd kick	PAT Attempts			off				
		ua	a	total	tfl-yds		no-yds	ff	fr-yds	int-yds	qbh		brup	kick	rush	rcv	saf	t/o	pts	
Sep 02	TEMPLE	37	32	69	4.0-12	2.0-7	0	0-0	1-43	6	3	0	1-1	0	0	0	0	0	0	16
Sep 09	GEORGIA	42	34	76	9.0-33	3.0-24	3	2-0	0-0	7	3	0	2-2	0	0	0	0	0	0	20
Sep 16	at Boston College	38	40	78	2.0-7	0.0-0	0	1-0	1-18	3	3	0	2-2	0	0	0	0	6	20	
Sep 23	at Michigan State	28	44	72	7.0-18	1.0-5	0	0-0	0-0	3	1	0	1-1	0	1	0	0	0	18	
Sep 30	MIAMI (OHIO)	32	20	52	4.0-16	2.0-10	0	0-0	0-0	1	3	0	2-2	0	0	0	0	0	17	
Notre Dame		177	170	347	26.0-86	8.0-46	3	3-0	2-61	20	13	0	8-8	0	1	0	6	91		
Notre Dame		205	188	393	30.0-102	11.0-62	6	6-15	5-101	22	17	0	27-27	0	0	0	175	207		

Date	Opponent	Punting							Field Goals			Kickoffs						
		no.	yds	avg	long	blkd	tb	fc	50+	i20	md-att	long	blkd	no.	yds	avg	tb	ob
Sep 02	TEMPLE	6	226	37.7	46	0	0	3	0	2	1-2	36	0	4	232	58.0	1	0
Sep 09	GEORGIA	8	352	44.0	56	0	0	4	1	4	2-3	30	0	5	313	62.6	1	0
Sep 16	at Boston College	8	307	38.4	51	0	0	3	1	7	2-2	41	0	5	325	65.0	5	0
Sep 23	at Michigan State	3	147	49.0	57	0	2	0	1	0	1-1	40	0	3	189	63.0	0	0
Sep 30	MIAMI (OHIO)	5	179	35.8	49	0	1	2	0	2	1-1	38	0	4	185	46.2	0	1
Notre Dame		30	1211	40.4	57	0	3	12	3	15	7-9	41	0	21	1244	59.2	7	1
Notre Dame		26	1136	43.7	59	0	2	10	11	8	6-9	46	0	38	2356	62.0	11	2

Opponent	Score	First Downs				Pen	Rushing Number-Yards	Passing		Total Offense Plays-Yards	Return Yards	Turn- Overs
		Total	Rush	Pass	Comp-Att-Int			Yards				
TEMPLE	49 - 16	26 / 18	16 / 4	7 / 13	3 / 1	44-422 / 37-85	17-30-1 / 19-35-0	184 / 245	74-606 / 72-330	63 / 187	1 / 1	
GEORGIA	19 - 20	18 / 16	3 / 9	8 / 3	7 / 4	37-55 / 43-185	20-40-0 / 16-29-1	210 / 141	77-265 / 72-326	81 / 132	2 / 2	
Boston College	49 - 20	19 / 22	14 / 10	5 / 12	0 / 0	51-515 / 44-185	11-27-1 / 24-41-2	96 / 215	78-611 / 85-400	5 / 117	2 / 3	
Michigan State	38 - 18	21 / 26	7 / 6	10 / 17	4 / 3	40-182 / 32-151	14-20-0 / 32-53-1	173 / 345	60-355 / 85-496	142 / 106	0 / 3	
MIAMI (OHIO)	52 - 17	21 / 19	10 / 6	7 / 11	4 / 2	39-333 / 33-115	10-23-0 / 19-37-1	170 / 262	62-503 / 70-377	68 / 163	0 / 2	
Totals	207 - 91	105 / 101	50 / 35	37 / 56	18 / 10	211-1507 / 189-721	72-140-2 / 110-195-5	833 / 1208	351-2340 / 384-1929	359 / 705	5 / 11	

Opponent	3rd Down		4th Down		Time of Possession		TOP Margin	Avg Yds/Rush	Avg Yds/Pass	Avg Yds/Play	Punting Number-Avg	Penalties Number-Yards	Sacks
	Conversions	Conversions	Conversions	Conversions	Conversions	Conversions	Margin	Yds/Rush	Yds/Pass	Yds/Play	Number-Avg	Number-Yards	Sacks
TEMPLE	6-13 / 5-17	1-2 / 0-2	26:11 / 33:49	-7:38	9.6 / 2.3	6.1 / 7.0	8.2 / 4.6	2-52.0 / 6-37.7	4-20 / 6-42	3 / 2			
GEORGIA	3-17 / 4-17	1-1 / 0-0	27:18 / 32:42	-5:24	1.5 / 4.3	5.2 / 4.9	3.4 / 4.5	9-47.1 / 8-44.0	8-63 / 12-127	2 / 3			
Boston College	9-18 / 4-17	0-1 / 1-2	29:35 / 30:25	-0:50	10.1 / 4.2	3.6 / 5.2	7.8 / 4.7	7-46.1 / 8-38.4	5-45 / 6-35	1 / 0			
Michigan State	8-14 / 11-19	0-0 / 1-2	25:57 / 34:03	-8:06	4.6 / 4.7	8.6 / 6.5	5.9 / 5.8	4-38.2 / 3-49.0	6-65 / 9-97	2 / 1			
MIAMI (OHIO)	5-13 / 6-15	2-2 / 0-2	24:27 / 35:33	-11:06	8.5 / 3.5	7.4 / 7.1	8.1 / 5.4	4-33.0 / 5-35.8	5-60 / 9-90	3 / 2			
Totals	31-75 / 30-85	4-6 / 2-8	133:28 / 166:32	-33:04	7.1 / 3.8	5.9 / 6.2	6.7 / 5.0	26-43.7 / 30-40.4	28-253 / 42-391	11 / 8			

Note: Game totals are displayed in the format TEAM/OPPONENT for each category

**NOTRE DAME INDIVIDUAL GAME HIGHS**

Rushes	21	WIMBUSH, Brandon at Boston College (Sep 16, 2017)
Yards Rushing	229	ADAMS, Josh at Boston College (Sep 16, 2017)
TD Rushes	4	WIMBUSH, Brandon at Boston College (Sep 16, 2017)
Long Rush	73	ADAMS, Josh vs Miami (Ohio) (Sep 30, 2017)
Pass attempts	40	WIMBUSH, Brandon vs Georgia (Sep 09, 2017)
Pass completions	20	WIMBUSH, Brandon vs Georgia (Sep 09, 2017)
Yards Passing	210	WIMBUSH, Brandon vs Georgia (Sep 09, 2017)
TD Passes	3	WIMBUSH, Brandon vs Miami (Ohio) (Sep 30, 2017)
Long Pass	54	WIMBUSH, Brandon vs Miami (Ohio) (Sep 30, 2017)
Receptions	6	ADAMS, Josh vs Georgia (Sep 09, 2017)
Yards Receiving	80	ST. BROWN, E. vs Temple (Sep 02, 2017)
TD Receptions	1	ST. BROWN, E. vs Temple (Sep 02, 2017)
	1	WEISHAR, Nic vs Temple (Sep 02, 2017)
	1	WILLIAMS, Dexter at Michigan State (Sep 23, 2017)
	1	ST. BROWN, E. vs Miami (Ohio) (Sep 30, 2017)
	1	BOYKIN, Miles vs Miami (Ohio) (Sep 30, 2017)
	1	CLAYPOOL, Chase vs Miami (Ohio) (Sep 30, 2017)
Long Reception	54	BOYKIN, Miles vs Miami (Ohio) (Sep 30, 2017)
Field Goals	4	YOON, Justin vs Georgia (Sep 09, 2017)
Long Field Goal	46	YOON, Justin at Michigan State (Sep 23, 2017)
Punts	9	NEWSOME, Tyler vs Georgia (Sep 09, 2017)
Punting Avg	52.0	NEWSOME, Tyler vs Temple (Sep 02, 2017)
Long Punt	59	NEWSOME, Tyler vs Georgia (Sep 09, 2017)
Punts inside 20	3	NEWSOME, Tyler at Boston College (Sep 16, 2017)
	3	NEWSOME, Tyler at Michigan State (Sep 23, 2017)
Long Punt Return	4	FINKE, Chris at Boston College (Sep 16, 2017)
Long Kickoff Return	38	SANDERS, C.J. at Michigan State (Sep 23, 2017)
Tackles	13	CONNEY, Te'von at Boston College (Sep 16, 2017)
Sacks	1.5	TILLERY, Jerry vs Miami (Ohio) (Sep 30, 2017)
Tackles For Loss	1.5	CONNEY, Te'von vs Temple (Sep 02, 2017)
	1.5	TRUMBETTI, Andrew vs Temple (Sep 02, 2017)
	1.5	MORGAN, Nyles vs Georgia (Sep 09, 2017)
	1.5	TRANQUILL, Drue vs Georgia (Sep 09, 2017)
	1.5	BONNER, Jonathan vs Georgia (Sep 09, 2017)
	1.5	TILLERY, Jerry vs Miami (Ohio) (Sep 30, 2017)
Interceptions	2	CRAWFORD, Shaun at Boston College (Sep 16, 2017)

**OPPONENT INDIVIDUAL GAME HIGHS**

Rushes	22	Hillman, J. at Boston College (Sep 16, 2017)
Yards Rushing	122	Hillman, J. at Boston College (Sep 16, 2017)
TD Rushes	1	Sony Michel, vs Georgia (Sep 09, 2017)
Long Rush	52	Lewerke, Brian, at Michigan State (Sep 23, 2017)
Pass attempts	51	Lewerke, Brian, at Michigan State (Sep 23, 2017)
Pass completions	31	Lewerke, Brian, at Michigan State (Sep 23, 2017)
Yards Passing	340	Lewerke, Brian, at Michigan State (Sep 23, 2017)
TD Passes	2	MARCHI, Logan, vs Temple (Sep 02, 2017)
	2	Brown, A. at Boston College (Sep 16, 2017)
	2	Lewerke, Brian, at Michigan State (Sep 23, 2017)
	2	RAGLAND, Gus, vs Miami (Ohio) (Sep 30, 2017)
Long Pass	34	RAGLAND, Gus, vs Miami (Ohio) (Sep 30, 2017)
Receptions	7	Callinan, C. at Boston College (Sep 16, 2017)
Yards Receiving	115	GARDNER, James, vs Miami (Ohio) (Sep 30, 2017)
TD Receptions	2	Callinan, C. at Boston College (Sep 16, 2017)
	2	GARDNER, James, vs Miami (Ohio) (Sep 30, 2017)
Long Reception	34	GARDNER, James, vs Miami (Ohio) (Sep 30, 2017)
Field Goals	2	R. Blankenship, vs Georgia (Sep 09, 2017)
	2	Lichtenberg, C. at Boston College (Sep 16, 2017)
Long Field Goal	41	Lichtenberg, C. at Boston College (Sep 16, 2017)
Punts	8	C. Nizialek, vs Georgia (Sep 09, 2017)
	8	Knoll, M. at Boston College (Sep 16, 2017)
Punting Avg	49.0	Hartbarger, J., at Michigan State (Sep 23, 2017)
Long Punt	57	Hartbarger, J., at Michigan State (Sep 23, 2017)
Punts inside 20	7	Knoll, M. at Boston College (Sep 16, 2017)
Long Punt Return	28	Mecole Hardman, vs Georgia (Sep 09, 2017)
Long Kickoff Return	38	Mecole Hardman, vs Georgia (Sep 09, 2017)
Tackles	11	RANDALL, Delvon, vs Temple (Sep 02, 2017)
	11	Morrissey, Matt, at Michigan State (Sep 23, 2017)
Sacks	1.0	RANDALL, Delvon, vs Temple (Sep 02, 2017)
	1.0	ROCHE, Quincy, vs Temple (Sep 02, 2017)
	1.0	Roquan Smith, vs Georgia (Sep 09, 2017)
	1.0	Lorenzo Carter, vs Georgia (Sep 09, 2017)
	1.0	Davin Bellamy, vs Georgia (Sep 09, 2017)
	1.0	Frey, Chris, at Michigan State (Sep 23, 2017)
	1.0	KOENIG, Brad, vs Miami (Ohio) (Sep 30, 2017)
	1.0	ALLEN, Ikeem, vs Miami (Ohio) (Sep 30, 2017)
Tackles For Loss	2.0	RANDALL, Delvon, vs Temple (Sep 02, 2017)
	2.0	D'Andre Walker, vs Georgia (Sep 09, 2017)
Interceptions	1	JONES, Mike, vs Temple (Sep 02, 2017)
	1	Denis, L. at Boston College (Sep 16, 2017)

**NOTRE DAME TEAM GAME HIGHS**

Rushes	51	at Boston College (Sep 16, 2017)
Yards Rushing	515	at Boston College (Sep 16, 2017)
Yards Per Rush	10.1	at Boston College (Sep 16, 2017)
TD Rushes	7	at Boston College (Sep 16, 2017)
Pass attempts	40	vs Georgia (Sep 09, 2017)
Pass completions	20	vs Georgia (Sep 09, 2017)
Yards Passing	210	vs Georgia (Sep 09, 2017)
Yards Per Pass	8.6	at Michigan State (Sep 23, 2017)
TD Passes	3	vs Miami (Ohio) (Sep 30, 2017)
Total Plays	78	at Boston College (Sep 16, 2017)
Total Offense	611	at Boston College (Sep 16, 2017)
Yards Per Play	8.2	vs Temple (Sep 02, 2017)
Points	52	vs Miami (Ohio) (Sep 30, 2017)
Sacks By	3	vs Temple (Sep 02, 2017)
	3	vs Miami (Ohio) (Sep 30, 2017)
First Downs	26	vs Temple (Sep 02, 2017)
Penalties	8	vs Georgia (Sep 09, 2017)
Penalty Yards	65	at Michigan State (Sep 23, 2017)
Turnovers	2	vs Georgia (Sep 09, 2017)
	2	at Boston College (Sep 16, 2017)
Interceptions By	2	at Boston College (Sep 16, 2017)
Punts	9	vs Georgia (Sep 09, 2017)
Punting Avg	52.0	vs Temple (Sep 02, 2017)
Long Punt	59	vs Georgia (Sep 09, 2017)
Punts inside 20	3	at Boston College (Sep 16, 2017)
	3	at Michigan State (Sep 23, 2017)
Long Punt Return	4	at Boston College (Sep 16, 2017)

**OPPONENT TEAM GAME HIGHS**

Rushes	44	at Boston College (Sep 16, 2017)
Yards Rushing	185	vs Georgia (Sep 09, 2017)
	185	at Boston College (Sep 16, 2017)
Yards Per Rush	4.7	at Michigan State (Sep 23, 2017)
TD Rushes	1	vs Georgia (Sep 09, 2017)
Pass attempts	53	at Michigan State (Sep 23, 2017)
Pass completions	32	at Michigan State (Sep 23, 2017)
Yards Passing	345	at Michigan State (Sep 23, 2017)
Yards Per Pass	7.1	vs Miami (Ohio) (Sep 30, 2017)
TD Passes	2	vs Temple (Sep 02, 2017)
	2	at Boston College (Sep 16, 2017)
	2	at Michigan State (Sep 23, 2017)
	2	vs Miami (Ohio) (Sep 30, 2017)
Total Plays	85	at Boston College (Sep 16, 2017)
	85	at Michigan State (Sep 23, 2017)
Total Offense	496	at Michigan State (Sep 23, 2017)
Yards Per Play	5.8	at Michigan State (Sep 23, 2017)
Points	20	vs Georgia (Sep 09, 2017)
	20	at Boston College (Sep 16, 2017)
Sacks By	3	vs Georgia (Sep 09, 2017)
First Downs	26	at Michigan State (Sep 23, 2017)
Penalties	12	vs Georgia (Sep 09, 2017)
Penalty Yards	127	vs Georgia (Sep 09, 2017)
Turnovers	3	at Boston College (Sep 16, 2017)
	3	at Michigan State (Sep 23, 2017)
Interceptions By	1	vs Temple (Sep 02, 2017)
	1	at Boston College (Sep 16, 2017)
Punts	8	vs Georgia (Sep 09, 2017)
	8	at Boston College (Sep 16, 2017)
Punting Avg	49.0	at Michigan State (Sep 23, 2017)
Long Punt	57	at Michigan State (Sep 23, 2017)
Punts inside 20	7	at Boston College (Sep 16, 2017)
Long Punt Return	28	vs Georgia (Sep 09, 2017)

**3rd-Down Conversions**

Date	Opponent	Score	Overall	1st Qtr	2nd Qtr	3rd Qtr	4th Qtr	Overtime
Sep 02, 2017	TEMPLE	W 49-16	6-13 46.2	1-2 50.0	2-4 50.0	2-4 50.0	1-3 33.3	
Sep 09, 2017	GEORGIA	L 19-20	3-17 17.6	0-4 0.0	0-4 0.0	1-4 25.0	2-5 40.0	
Sep 16, 2017	at Boston College	W 49-20	9-18 50.0	1-4 25.0	2-5 40.0	4-5 80.0	2-4 50.0	
Sep 23, 2017	at Michigan State	W 38-18	8-14 57.1	1-2 50.0	4-6 66.7	1-2 50.0	2-4 50.0	
Sep 30, 2017	MIAMI (OHIO)	W 52-17	5-13 38.5	2-4 50.0	1-3 33.3	0-2 0.0	2-4 50.0	
	Notre Dame		31-75 41.3	5-16 31.2	9-22 40.9	8-17 47.1	9-20 45.0	0-0 0.0
	Opponents		30-85 35.3	7-20 35.0	10-22 45.5	5-20 25.0	8-23 34.8	0-0 0.0

**4th-Down Conversions**

Date	Opponent	Score	Overall	1st Qtr	2nd Qtr	3rd Qtr	4th Qtr	Overtime
Sep 02, 2017	TEMPLE	W 49-16	1-2 50.0	0-0 0.0	0-0 0.0	0-0 0.0	1-2 50.0	
Sep 09, 2017	GEORGIA	L 19-20	1-1 100.0	0-0 0.0	0-0 0.0	1-1 100.0	0-0 0.0	
Sep 16, 2017	at Boston College	W 49-20	0-1 0.0	0-0 0.0	0-1 0.0	0-0 0.0	0-0 0.0	
Sep 23, 2017	at Michigan State	W 38-18	0-0 0.0	0-0 0.0	0-0 0.0	0-0 0.0	0-0 0.0	
Sep 30, 2017	MIAMI (OHIO)	W 52-17	2-2 100.0	1-1 100.0	1-1 100.0	0-0 0.0	0-0 0.0	
	Notre Dame		4-6 66.7	1-1 100.0	1-2 50.0	1-1 100.0	1-2 50.0	0-0 0.0
	Opponents		2-8 25.0	0-0 0.0	0-0 0.0	0-3 0.0	2-5 40.0	0-0 0.0

**Time of Possession**

Date	Opponent	Score	Overall	1st Qtr	2nd Qtr	3rd Qtr	4th Qtr	Overtime
Sep 02, 2017	TEMPLE	W 49-16	26:11	5:39	7:09	7:34	5:49	
Sep 09, 2017	GEORGIA	L 19-20	27:18	7:52	6:29	5:39	7:18	
Sep 16, 2017	at Boston College	W 49-20	29:35	6:30	7:17	7:56	7:52	
Sep 23, 2017	at Michigan State	W 38-18	25:57	5:27	7:13	6:31	6:46	
Sep 30, 2017	MIAMI (OHIO)	W 52-17	24:27	6:36	7:02	3:34	7:15	
	Notre Dame	Total	133:28	32:04	35:10	31:14	35:00	0:00
		Avg.	26:41	6:24	7:02	6:14	7:00	0:00
	Opponents	Total	166:32	42:56	39:50	43:46	40:00	0:00
		Avg.	33:18	8:35	7:58	8:45	8:00	0:00

**Notre Dame Inside Opponent Red-Zone**

Date	Opponent	Score	Times In RZ	Times Scored	Total Pts	TDs	Rush TDs	Pass TDs	FGs Made	Failed to score inside RZ					
										FGA	Down	Int	Fumb	Half	Game
Sep 02, 2017	TEMPLE	W 49-16	6	6	42	6	4	2	0	0	0	0	0	0	0
Sep 09, 2017	GEORGIA	L 19-20	3	3	13	1	1	0	2	0	0	0	0	0	0
Sep 16, 2017	at Boston College	W 49-20	6	6	42	6	6	0	0	0	0	0	0	0	0
Sep 23, 2017	at Michigan State	W 38-18	4	4	28	4	3	1	0	0	0	0	0	0	0
Sep 30, 2017	MIAMI (OHIO)	W 52-17	3	3	21	3	1	2	0	0	0	0	0	0	0
Totals			22	22	146	20	15	5	2	0	0	0	0	0	0
22 of 22 (100.0%)															

**Opponents Inside Notre Dame Red-Zone**

Date	Opponent	Score	Times In RZ	Times Scored	Total Pts	TDs	Rush TDs	Pass TDs	FGs Made	Failed to score inside RZ					
										FGA	Down	Int	Fumb	Half	Game
Sep 02, 2017	TEMPLE	W 49-16	4	3	16	2	0	2	1	1	0	0	0	0	0
Sep 09, 2017	GEORGIA	L 19-20	4	4	20	2	1	1	2	0	0	0	0	0	0
Sep 16, 2017	at Boston College	W 49-20	3	3	13	1	0	1	2	0	0	0	0	0	0
Sep 23, 2017	at Michigan State	W 38-18	5	2	10	1	0	1	1	0	1	0	1	1	0
Sep 30, 2017	MIAMI (OHIO)	W 52-17	2	2	10	1	0	1	1	0	0	0	0	0	0
Totals			18	14	69	7	1	6	7	1	1	0	1	1	0
14 of 18 (77.8%)															

#	PLAYER	GP-GS	LEM	UGA	BC	MSU	MIAMI
33	ADAMS, Josh	5/5	START	START	START	START	START
31	AGORO	1/-	...	...	...	...	XXX
43	BALL	1/-	...	...	...	...	XXX
71	BARS	5/5	START	START	START	START	START
22	BILAL	5/-	XXX	XXX	XXX	XXX	XXX
70	BIVIN	5/-	XXX	XXX	XXX	XXX	XXX
55	BONNER	5/5	START	START	START	START	START
12	BOOK	4/-	...	XXX	XXX	XXX	XXX
81	BOYKIN	4/-	...	XXX	XXX	XXX	XXX
6	ST. BROWN	5/5	START	START	START	START	START
67	BYRNE	2/-	...	...	...	XXX	XXX
11	CANTEEN	3/1	XXX	START	XXX	...	...
83	CLAYPOOL	5/3	XXX	XXX	START	START	START
24	COLEMAN	5/5	START	START	START	START	START
4	CONEY	5/-	XXX	XXX	XXX	XXX	XXX
20	CRAWFORD	5/-	XXX	XXX	XXX	XXX	XXX
97	DEW-TREADWAY	2/-	...	...	XXX	XXX	...
39	DOERER	2/-	...	...	XXX	...	XXX
74	EICHENBERG	3/-	...	...	XXX	XXX	XXX
21	ELLIOTT	5/5	START	START	START	START	START
5B	FEIST	1/-	...	...	...	...	XXX
28	FERTITTA	3/-	...	...	XXX	XXX	XXX
10	FINKE	5/-	XXX	XXX	XXX	XXX	XXX
13	GENMARK-HEATH	5/-	XXX	XXX	XXX	XXX	XXX
76	GIBBONS	1/-	...	...	...	...	XXX
72	HAINSEY	5/-	XXX	XXX	XXX	XXX	XXX
9	HAYES, Daelin	5/5	START	START	START	START	START
93	HAYES, Jay	5/5	START	START	START	START	START
41	HINISH	5/-	XXX	XXX	XXX	XXX	XXX
16	HOLMES, C.J.	1/-	...	...	XXX	...	...
44	JONES, Jamir	5/-	XXX	XXX	XXX	XXX	XXX
45	JONES, Jonathan	5/-	XXX	XXX	XXX	XXX	XXX
34	JONES, T.	4/-	XXX	XXX	XXX	...	XXX
5A	KAREEM	5/-	XXX	XXX	XXX	XXX	XXX
64	KILANDER	1/-	...	...	...	...	XXX
84	KMET	5/-	XXX	XXX	XXX	XXX	XXX
78	KRAEMER	5/5	START	START	START	START	START
27	LOVE	5/5	START	START	START	START	START
86	MACK, Alize	5/2	START	XXX	START	XXX	XXX
48	MARTINI	5/5	START	START	START	START	START
68	McGLINCHEY	5/5	START	START	START	START	START
38	McINTOSH	3/-	...	...	XXX	XXX	XXX
96	MOKWUAH	1/-	...	...	...	...	XXX
32	MORGAN, D.J.	2/-	...	...	XXX	...	XXX
5	MORGAN, Nyles	5/5	START	START	START	START	START
53	MUSTIPHER	5/5	START	START	START	START	START
56	NELSON	5/5	START	START	START	START	START
85	NEWSOME	5/-	XXX	XXX	XXX	XXX	XXX
91	OGUNDEJI	3/-	XXX	...	XXX	XXX	...
42	OKWARA, J.	5/-	XXX	XXX	XXX	XXX	XXX
62	PLANTZ, Logan	1/-	...	...	...	...	XXX
18	PRIDE	4/-	XXX	...	XXX	XXX	XXX
37	REGAN	3/-	XXX	XXX	...	...	XXX
4B	RINEY	1/-	...	...	...	...	XXX
17	ROBERTSON, I.	5/-	XXX	XXX	XXX	XXX	XXX
57	RUHLAND	3/-	...	...	XXX	XXX	XXX
3	SANDERS	5/-	XXX	XXX	XXX	XXX	XXX
54	SHANNON	5/-	XXX	XXX	XXX	XXX	XXX
15	SMITH, Cam	4/4	START	START	...	START	START
80	SMYTHE	5/5	START	START	START	START	START
29	STEPHERSON	1/-	...	...	...	...	XXX
14	STUDSTILL	4/-	XXX	XXX	XXX	XXX	...
95	TAGOVALO-AMOS	5/-	XXX	XXX	XXX	XXX	XXX
77	TIASSUM	3/-	XXX	...	...	XXX	XXX
99	TILLERY	5/5	START	START	START	START	START
23	TRANQUILL	5/5	START	START	START	START	START
98	TRUMBETTI	5/-	XXX	XXX	XXX	XXX	XXX
4A	VANGORDER	5/-	XXX	XXX	XXX	XXX	XXX
8	VAUGHN	4/-	XXX	...	XXX	XXX	XXX
7A	WATKINS	5/5	START	START	START	START	START
26	WEBSTER	5/-	XXX	XXX	XXX	XXX	XXX
82	WEISHAR	5/-	XXX	XXX	XXX	XXX	XXX
40	WHITE, Drew	1/-	...	...	...	...	XXX
2	WILLIAMS, D.	4/-	XXX	XXX	XXX	XXX	...
7	WIMBUSH	5/5	START	START	START	START	START
89	WRIGHT	5/-	XXX	XXX	XXX	XXX	XXX
19	YOON	5/-	XXX	XXX	XXX	XXX	XXX
87	YOUNG, Michael	5/-	XXX	XXX	XXX	XXX	XXX

ALL-PURPOSE YARDS	Total	TEM	UGA	BC	MSU	MIAMI
ADAMS, Josh	727	161	113	238	56	159
WIMBUSH	402	106	1	207	52	36
WILLIAMS, D.	222	124	-	50	48	DNP
SANDERS	212	48	84	-	65	15
ST. BROWN	202	80	16	3	61	42
MACK, Alize	116	17	41	43	15	-
CLAYPOOL	106	16	-	8	54	28
McINTOSH	101	DNP	DNP	24	35	42
SMYTHE	88	34	-	33	21	-
FINKE	86	-	33	5	-	48
JONES, T.	80	19	8	5	DNP	48
BOYKIN	66	DNP	-	-	12	54
SMITH, Cam	66	22	44	DNP	-	-
LOVE	59	-	-	-	59	-
MARTINI	42	-	-	-	-	42
BOOK	40	DNP	2	-	1	37
YOUNG, Michael	34	-	4	-	18	12
WEISHAR	20	20	-	-	-	-
KMET	11	-	-	-	-	11
CANTEEN	7	7	-	-	DNP	DNP
STEPHERSON	-3	DNP	DNP	DNP	DNP	-3



<b>#7 WIMBUSH</b>	<b>Comp</b>	<b>Att</b>	<b>Int</b>	<b>Pct</b>	<b>Yards</b>	<b>TD</b>	<b>Long</b>	<b>Sacked</b>	<b>Effic</b>
Temple	17	30	1	56.7	184	2	34	2-7	123.52
Georgia	20	40	0	50.0	210	0	32	3-24	94.10
Boston College	11	24	1	45.8	96	0	33	0-0	71.10
Michigan State	14	20	0	70.0	173	1	40	1-5	159.16
Miami (Ohio)	7	18	0	38.9	119	3	54	2-10	149.42
<b>TOTALS</b>	<b>69</b>	<b>132</b>	<b>2</b>	<b>52.3</b>	<b>782</b>	<b>6</b>	<b>54</b>	<b>8-46</b>	<b>114.01</b>

<b>#12 BOOK</b>	<b>Comp</b>	<b>Att</b>	<b>Int</b>	<b>Pct</b>	<b>Yards</b>	<b>TD</b>	<b>Long</b>	<b>Sacked</b>	<b>Effic</b>
Boston College	0	3	0	0.0	0	0	0	0-0	0.00
Miami (Ohio)	3	5	0	60.0	51	0	48	0-0	145.68
<b>TOTALS</b>	<b>3</b>	<b>8</b>	<b>0</b>	<b>37.5</b>	<b>51</b>	<b>0</b>	<b>48</b>	<b>0-0</b>	<b>91.05</b>

<b>RUSHING</b>	<b>No-Yds/TD</b>	<b>TEM</b>	<b>UGA</b>	<b>BC</b>	<b>MSU</b>	<b>MIAMI</b>
ADAMS, Josh	73-658/4	19-161/2	19-53/0	18-229/0	9-56/0	8-159/2
WIMBUSH	68-402/8	12-106/1	16-1/1	21-207/4	8-52/1	11-36/1
WILLIAMS, D.	20-214/4	6-124/1	-	6-50/2	8-40/1	DNP
McINTOSH	28-106/2	DNP	DNP	4-24/0	12-35/1	12-47/1
JONES, T.	13-71/2	6-19/1	1--1/0	2-5/1	DNP	4-48/0
BOOK	5-40/0	DNP	1-2/0	-	1-1/0	3-37/0
SMITH, Cam	1-12/0	1-12/0	-	DNP	-	-
YOUNG, Michael	1-6/0	-	-	-	-	1-6/0
SANDERS	1-0/0	-	-	-	1-0/0	-
CLAYPOOL	1--2/0	-	-	-	1--2/0	-

<b>RECEIVING</b>	<b>No-Yds/TD</b>	<b>TEM</b>	<b>UGA</b>	<b>BC</b>	<b>MSU</b>	<b>MIAMI</b>
ST. BROWN	14-202/2	4-80/1	2-16/0	1-3/0	4-61/0	3-42/1
MACK, Alize	11-116/0	2-17/0	2-41/0	5-43/0	2-15/0	-
CLAYPOOL	9-108/1	1-16/0	-	2-8/0	4-56/0	2-28/1
SMYTHE	4-88/0	2-34/0	-	1-33/0	1-21/0	-
FINKE	4-84/0	-	3-36/0	-	-	1-48/0
ADAMS, Josh	8-69/0	-	6-60/0	2-9/0	-	-
BOYKIN	2-66/1	DNP	-	-	1-12/0	1-54/1
SMITH, Cam	7-54/0	3-10/0	4-44/0	DNP	-	-
WEISHAR	3-20/1	3-20/1	-	-	-	-
YOUNG, Michael	2-10/0	-	1-4/0	-	-	1-6/0
JONES, T.	3-9/0	1-0/0	2-9/0	-	DNP	-
WILLIAMS, D.	1-8/1	-	-	-	1-8/1	DNP
CANTEEN	1-7/0	1-7/0	-	-	DNP	DNP
SANDERS	1-0/0	-	-	-	1-0/0	-
STEPHERSON	1--3/0	DNP	DNP	DNP	DNP	1--3/0
McINTOSH	1--5/0	DNP	DNP	-	-	1--5/0

**GAME-BY-GAME RETURNS**

<b>PUNT RETURNS</b>	<b>No-Yds</b>	<b>TEM</b>	<b>UGA</b>	<b>BC</b>	<b>MSU</b>	<b>MIAMI</b>
FINKE	9-2	1-0	3--3	4-5	1-0	-

<b>KICK RETURNS</b>	<b>No-Yds</b>	<b>TEM</b>	<b>UGA</b>	<b>BC</b>	<b>MSU</b>	<b>MIAMI</b>
SANDERS	9-212	2-48	4-84	-	2-65	1-15
YOUNG, Michael	1-18	-	-	-	1-18	-
KMET	1-11	-	-	-	-	1-11

<b>INT. RETURNS</b>	<b>No-Yds</b>	<b>TEM</b>	<b>UGA</b>	<b>BC</b>	<b>MSU</b>	<b>MIAMI</b>
CRAWFORD	2-0	-	-	2-0	-	-
LOVE	1-59	-	-	-	1-59	-
TRANQUILL	1-0	-	1-0	-	-	-
MARTINI	1-42	-	-	-	-	1-42

<b>FUMBLE RETURNS</b>	<b>No-Yds</b>	<b>TEM</b>	<b>UGA</b>	<b>BC</b>	<b>MSU</b>	<b>MIAMI</b>
TRANQUILL	1-15	1-15	-	-	-	-

Total Tackles	UA-A	Total	TEM	UGA	BC	MSU	MIAMI
MORGAN, Nyles	14-27	41	4-4	3-4	2-8	2-7	3-4
CONEY	18-18	36	3-3	4-2	5-8	3-4	3-1
MARTINI	16-18	34	1-5	4-2	4-6	5-2	2-3
TRANQUILL	11-16	27	1-3	1-4	4-1	3-3	2-5
TILLERY	9-13	22	3-1	1-4	4-3	0-3	1-2
LOVE	14-7	21	4-0	4-2	1-0	2-4	3-1
COLEMAN	13-5	18	4-1	3-1	3-2	1-0	2-1
WATKINS	12-5	17	1-0	5-2	4-1	1-2	1-0
TRUMBETTI	8-8	16	1-1	2-3	2-1	2-2	1-1
ELLIOTT	10-6	16	2-1	0-1	2-1	3-1	3-2
BONNER	6-9	15	2-2	2-2	1-1	0-3	1-1
HAYES, Jay	7-8	15	1-4	5-2	-	1-1	0-1
HAYES, Daelin	6-6	12	3-1	1-0	1-4	0-1	1-0
STUDSTILL	4-7	11	0-4	2-1	2-2	-	DNP
BILAL	7-3	10	2-0	-	2-2	1-1	2-0
CRAWFORD	3-6	9	1-0	-	0-2	1-3	1-1
GENMARK-HEATH	4-5	9	1-0	1-1	1-1	1-2	0-1
KAREEM	4-2	6	1-0	-	1-1	0-1	2-0
TAGOVAILOA-AMOS	3-3	6	2-1	0-1	-	1-1	-
OKWARA, J.	3-2	5	1-0	-	2-1	0-1	-
JONES, Jonathan	4-1	5	-	-	0-1	-	4-0
ROBERTSON, I.	2-3	5	0-1	-	0-1	1-1	1-0
VAUGHN	4-1	5	1-0	DNP	-	3-0	0-1
JONES, T.	3-2	5	2-1	1-1	-	DNP	-
PRIDE	3-0	3	1-0	DNP	-	2-0	-
FERTITTA	3-0	3	DNP	DNP	1-0	-	2-0
YOON	2-1	3	-	-	0-1	1-0	1-0
HINISH	0-2	2	0-1	0-1	-	-	-
MORGAN, D.J.	2-0	2	DNP	DNP	-	DNP	2-0
WILLIAMS, D.	1-1	2	0-1	1-0	-	-	DNP
REGAN	1-1	2	-	-	DNP	DNP	1-1
TIASSUM	1-1	2	0-1	DNP	DNP	-	1-0
JONES, Jamir	0-1	1	-	-	-	0-1	-
SMYTHE	1-0	1	-	-	1-0	-	-
McGLINCHEY	1-0	1	-	-	1-0	-	-
HAINSEY	1-0	1	1-0	-	-	-	-
KMET	1-0	1	-	-	-	-	1-0
TEAM	1-0	1	-	-	-	1-0	-
CLAYPOOL	1-0	1	1-0	-	-	-	-
WIMBUSH	1-0	1	-	-	-	1-0	-

**GAME-BY-GAME TACKLES FOR LOSS**

TACKLES FOR LOSS	UA-A	Total	TEM	UGA	BC	MSU	MIAMI
TRANQUILL	3-3	4.5	1.0-1	1.5-5	1.0-1	1.0-10	-
TILLERY	2-3	3.5	-	0.5-1	1.0-6	0.5-1	1.5-6
MORGAN, Nyles	2-3	3.5	1.0-1	1.5-3	0.5-1	0.5-1	-
TRUMBETTI	2-2	3.0	1.5-6	0.5-1	-	1.0-2	-
OKWARA, J.	2-1	2.5	1.0-4	-	1.0-2	0.5-1	-
HAYES, Daelin	2-1	2.5	1.0-6	-	0.5-1	-	1.0-2
KAREEM	2-0	2.0	1.0-2	-	-	-	1.0-8
MARTINI	2-0	2.0	1.0-1	-	1.0-1	-	-
CONEY	1-2	2.0	1.5-11	-	-	0.5-1	-
TAGOVAILOA-AMOS	1-1	1.5	1.0-5	0.5-1	-	-	-
BONNER	1-1	1.5	-	1.5-6	-	-	-
HAYES, Jay	0-2	1.0	1.0-2	-	-	-	-
CRAWFORD	0-1	0.5	-	-	-	-	0.5-2

SACKS	UA-A	Total	TEM	UGA	BC	MSU	MIAMI
TILLERY	2-2	3.0	-	-	1.0-6	0.5-1	1.5-6
OKWARA, J.	1-1	1.5	1.0-4	-	-	0.5-1	-
KAREEM	1-0	1.0	-	-	-	-	1.0-8
TRANQUILL	1-0	1.0	-	-	-	1.0-10	-
HAYES, Daelin	1-0	1.0	1.0-6	-	-	-	-
BONNER	1-0	1.0	-	1.0-6	-	-	-
CONY	1-0	1.0	1.0-10	-	-	-	-
MORGAN, Nyles	1-0	1.0	-	1.0-2	-	-	-
CRAWFORD	0-1	0.5	-	-	-	-	0.5-2

**GAME-BY-GAME FUMBLES**

FUMBLES	No-Lost	TEM	UGA	BC	MSU	MIAMI
WIMBUSH	4-3	-	3-2	1-1	-	-

FUMBLES FORCED	Number	TEM	UGA	BC	MSU	MIAMI
MARTINI	2	1	-	-	1	-
MORGAN, Nyles	1	-	-	1	-	-
TILLERY	1	-	-	-	-	1
OKWARA, J.	1	-	-	1	-	-
CRAWFORD	1	-	-	-	1	-

FUMBLES RECOVERED	Number	TEM	UGA	BC	MSU	MIAMI
CRAWFORD	2	-	-	1	1	-
HAYES, Daelin	2	-	1	-	1	-
TRANQUILL	1	1	-	-	-	-
HAYES, Jay	1	-	-	-	-	1

Statistic	National		Conference		National Leader	Conference Leader		
	Rank	Rank	Value	Value		Leader	Value	Value
3rd Down Conversion Pct (129 ranked)	53	2	0.413	TCU	0.632	Army West Point	0.452	
3rd Down Conversion Pct Defense (128 ranked)	52	2	0.353	UTSA	0.171	Army West Point	0.345	
4th Down Conversion Pct (126 ranked)	28	2	0.667	6 teams tied	1.000	Army West Point	0.692	
4th Down Conversion Pct Defense (125 ranked)	14	1	0.250	7 teams tied	0.000	Notre Dame	0.250	
Blocked Kicks (24 ranked)				4 teams tied	3	Army West Point	2	
Blocked Kicks Allowed (128 ranked)	1	1	0	66 teams tied	0	BYU Massachusetts Notre Dame	0 0 0	
Blocked Punts (2 ranked)				Utah St.	3			
Blocked Punts Allowed (127 ranked)	1	1	0	104 teams tied	0	4 teams tied	0	
Completion Percentage (129 ranked)	118	3	0.514	Oklahoma	0.767	Massachusetts	0.596	
Defensive TDs (9 ranked)				Texas Utah St.	4 4			
Fewest Penalties (129 ranked)	57	2	28	Georgia St.	10	Army West Point	21	
Fewest Penalties Per Game (128 ranked)	47	3	5.60	Georgia St.	3.33	Army West Point	4.20	
Fewest Penalty Yards (129 ranked)	70	3	253	Georgia St.	81	Army West Point	178	
Fewest Penalty Yards Per Game (129 ranked)	53	4	50.60	Louisiana Tech	26.40	Army West Point	35.60	
First Downs Defense (129 ranked)	90	3	101	UTSA	41	Army West Point	92	
First Downs Offense (129 ranked)	38	2	105	Louisville	144	Massachusetts	132	
Fumbles Lost (129 ranked)	48	2	3	8 teams tied	0	Army West Point	2	
Fumbles Recovered (105 ranked)	7	1	6	Bowling Green	10	Notre Dame	6	
Kickoff Return Defense (129 ranked)	110	4	24.08	Florida	0.00	Army West Point	17.50	
Kickoff Returns (129 ranked)	50	1	21.91	San Diego St.	39.13	Notre Dame	21.91	
Net Punting (129 ranked)	31	3	40.54	Utah	45.31	Army West Point	41.82	
Passes Had Intercepted (129 ranked)	16	1	2	5 teams tied	0	Massachusetts Notre Dame	2 2	
Passes Intercepted (117 ranked)	35	1	5	South Fla.	14	Notre Dame	5	
Passing Offense (129 ranked)	108	2	166.6	UCLA	435.8	Massachusetts	305.0	
Passing Yards Allowed (129 ranked)	83	4	241.6	UTSA	121.0	Army West Point	192.4	
Passing Yards per Completion (129 ranked)	86	3	11.57	Navy	32.08	Army West Point	16.57	
Punt Return Defense (129 ranked)	58	3	6.00	Oklahoma St.	-3.00	Army West Point	2.00	
Punt Returns (128 ranked)	126	4	0.22	Washington	35.71	Army West Point	4.25	
Red Zone Defense (125 ranked)	42	2	0.778	Virginia	0.500	Army West Point	0.667	
Red Zone Offense (129 ranked)	1	1	1.000	12 teams tied	1.000	Notre Dame	1.000	
Rushing Defense (129 ranked)	64	1	144.2	Michigan	69.3	Notre Dame	144.2	
Rushing Offense (129 ranked)	7	2	301.4	Navy	400.0	Army West Point	363.6	
Sacks Allowed (129 ranked)	59	2	1.80	UCF Army West Point	0.00 0.00	Army West Point	0.00	
Scoring Defense (129 ranked)	22	1	18.2	Alabama	8.6	Notre Dame	18.2	
Scoring Offense (129 ranked)	14	1	41.4	Oregon	49.6	Notre Dame	41.4	
Tackles for Loss Allowed (129 ranked)	48	3	5.20	Minnesota	2.25	Army West Point	2.80	
Team Passing Efficiency (129 ranked)	111	2	112.69	Oklahoma	229.85	Massachusetts	140.14	
Team Passing Efficiency Defense (129 ranked)	46	1	118.55	UTSA	73.87	Notre Dame	118.55	
Team Sacks (129 ranked)	58	1	2.20	Michigan	4.50	Notre Dame Army West Point	2.20 2.20	
Team Tackles for Loss (128 ranked)	72	2	6.0	Wake Forest	10.0	Massachusetts	6.5	
Time of Possession (129 ranked)	109	3	26:41	Navy	36:39	Army West Point	33:30	
Total Defense (129 ranked)	74	3	385.8	Michigan	203.3	Army West Point	364.4	
Total Offense (129 ranked)	30	1	468.0	Oklahoma	605.5	Notre Dame	468.0	
Turnover Margin (129 ranked)	15	1	1.20	UCF	2.33	Notre Dame	1.20	
Turnovers Gained (126 ranked)	14	1	11	Utah St. South Fla.	16 16	Notre Dame	11	
Turnovers Lost (129 ranked)	25	1	5	Alabama	0	Notre Dame Army West Point	5 5	
Winning Percentage (123 ranked)	18	1	0.800	17 teams tied	1.000	Notre Dame	0.800	

Statistic	Player	National Rank	Conference Rank	Value	National Leader	Value	Conference Leader	Value
All Purpose (200 ranked)	Josh Adams Brandon Wimbush	16 193	1 7	145.40 80.40	Saquon Barkley, Penn St.	243.60	Josh Adams, Notre Dame	145.40
Blocked Kicks (1 ranked)					4 players tied	2		
Combined Kick Returns (200 ranked)	C.J. Sanders	46	4	212	Michael Walker, Boston College	580	Kell Walker, Army West Point	281
Completion Percentage (119 ranked)	Brandon Wimbush	112	2	0.523	Kyle Allen, Houston	0.769	Andrew Ford, Massachusetts	0.630
Completions Per Game (100 ranked)	Brandon Wimbush	89	2	13.80	Luke Falk, Washington St.	32.80	Andrew Ford, Massachusetts	22.17
Field Goal Percentage (105 ranked)	Justin Yoon	66	2	0.667	11 players tied	1.000	Rhett Almond, BYU	0.714
Field Goals Per Game (124 ranked)	Justin Yoon	46	2	1.20	Matt Gay, Utah	3.50	Rhett Almond, BYU	1.25
Forced Fumbles (87 ranked)	Greer Martini	23	1	0.40	Curtis Akins, Memphis Eric Banks, UTSA Brody Hoying, Eastern Mich.	0.67 0.67 0.67	Greer Martini, Notre Dame	0.40
Fumbles Recovered (20 ranked)	Shaun Crawford Daelin Hayes Jay Hayes Drue Tranquill	3 3 20 20	1 1 3 3	2 2 1 1	Lorenzo Carter, Georgia Danny Ezechukwu, Purdue	3 3	Shaun Crawford, Notre Dame Daelin Hayes, Notre Dame	2 2
Interceptions Per Game (107 ranked)	Shaun Crawford	51	1	0.4	Jalen Davis, Utah St. Lukas Denis, Boston College Deshon Elliott, Texas	1.0 1.0 1.0	Shaun Crawford, Notre Dame	0.4
Kickoff Return TDs (7 ranked)					6 players tied	2		
Kickoff Returns (114 ranked)	C.J. Sanders	43	1	23.6	Tyler Hall, Wyoming	44.0	C.J. Sanders, Notre Dame	23.6
Passes Defended (50 ranked)	Julian Love	27	1	1.4	Mike Hughes, UCF	2.3	Julian Love, Notre Dame	1.4
Passing Efficiency (119 ranked)	Brandon Wimbush	106	2	114.0	Baker Mayfield, Oklahoma	228.3	Andrew Ford, Massachusetts	148.5
Passing TDs (91 ranked)	Brandon Wimbush	62	2	6	Josh Rosen, UCLA	17	Andrew Ford, Massachusetts	12
Passing Yards (130 ranked)	Brandon Wimbush	81	2	782	Josh Rosen, UCLA	2,135	Andrew Ford, Massachusetts	1,723
Passing Yards Per Game (130 ranked)	Brandon Wimbush	96	2	156.4	Josh Rosen, UCLA	427.0	Andrew Ford, Massachusetts	287.2
Passing Yards per Completion (119 ranked)	Brandon Wimbush	85	2	11.33	Gardner Minshew, East Carolina	17.85	Andrew Ford, Massachusetts	12.95
Points Responsible For (187 ranked)	Brandon Wimbush Justin Yoon Dexter Williams	13 104 187	2 3 4	84 45 30	Mason Rudolph, Oklahoma St.	126	Andrew Ford, Massachusetts	86
Points Responsible For Per Game (187 ranked)	Brandon Wimbush Justin Yoon Dexter Williams	19 122 167	1 3 4	16.8 9.0 7.5	Mason Rudolph, Oklahoma St.	25.2	Brandon Wimbush, Notre Dame	16.8
Punt Return TDs (4 ranked)					Dante Pettis, Washington	3		
Punt Returns (66 ranked)	Chris Finke	66	2	0.2	Dante Pettis, Washington	38.8	Isaiah Rodgers, Massachusetts	3.2
Punting (106 ranked)	Tyler Newsome	22	1	44.6	Johnny Townsend, Florida	48.8	Tyler Newsome, Notre Dame	44.6
Receiving TDs (102 ranked)	Equanimeous St. Brown	102	2	2	5 players tied	7	Andy Isabella, Massachusetts	3
Receiving Yards (200 ranked)	Equanimeous St. Brown	186	4	202	James Washington, Oklahoma St.	647	Adam Breneman, Massachusetts	500
Receiving Yards Per Game (200 ranked)					John Ursua, Hawaii	131.8	Adam Breneman, Massachusetts	100.0
Receptions Per Game (195 ranked)					Steve Ishmael, Syracuse	10.2	Adam Breneman, Massachusetts	7.2
Rush Yards Per Carry (181 ranked)	Josh Adams Brandon Wimbush	3 47	1 3	9.01 5.91	Bryce Love, Stanford	11.10	Josh Adams, Notre Dame	9.01
Rushing TDs (92 ranked)	Brandon Wimbush Josh Adams Dexter Williams	7 52 52	1 2 2	8 4 4	Royce Freeman, Oregon	10	Brandon Wimbush, Notre Dame	8
Rushing Yards (200 ranked)	Josh Adams Brandon Wimbush Dexter Williams	4 40 165	1 3 7	658 402 214	Bryce Love, Stanford	1,088	Josh Adams, Notre Dame	658
Rushing Yards Per Game (200 ranked)	Josh Adams Brandon Wimbush Dexter Williams	7 55 150	1 3 6	131.6 80.4 53.5	Bryce Love, Stanford	217.6	Josh Adams, Notre Dame	131.6
Sacks (76 ranked)	Jerry Tillery	76	2	0.60	Anthony Wimbush, Ball St.	1.50	Alex Aukerman, Army West Point	0.80
Scoring (131 ranked)	Brandon Wimbush Justin Yoon Dexter Williams	26 42 81	1 2 3	9.6 9.0 7.5	Matt Gay, Utah	14.0	Brandon Wimbush, Notre Dame	9.6
Solo Tackles (55 ranked)					Joe Dineen Jr., Kansas	8.8		
Tackles For Loss (58 ranked)					Sutton Smith, Northern Ill.	2.6	Alex Aukerman, Army West Point	1.5
Total Interceptions (90 ranked)	Shaun Crawford Julian Love Greer Martini Drue Tranquill	22 90 90 90	1 2 2 2	2 1 1 1	Jalen Davis, Utah St. Lukas Denis, Boston College	5 5	Shaun Crawford, Notre Dame	2
Total Offense (199 ranked)	Brandon Wimbush Josh Adams	62 124	2 3	236.8 131.6	Josh Rosen, UCLA	431.6	Andrew Ford, Massachusetts	276.2
Total Points Scored (147 ranked)	Brandon Wimbush Justin Yoon Dexter Williams	17 32 100	1 2 3	48 45 30	Royce Freeman, Oregon Rashaad Penny, San Diego St.	60 60	Brandon Wimbush, Notre Dame	48
Total Tackles (146 ranked)	Nyles Morgan	77	2	8.2	Frank Ginda, San Jose St.	14.5	Bryton Barr, Massachusetts	9.3
Total Touchdowns (84 ranked)	Brandon Wimbush Dexter Williams Josh Adams	9 46 84	1 2 4	8 5 4	Royce Freeman, Oregon Rashaad Penny, San Diego St.	10 10	Brandon Wimbush, Notre Dame	8
Yards per Pass Attempt (119 ranked)	Brandon Wimbush	109	2	5.92	Baker Mayfield, Oklahoma	13.16	Andrew Ford, Massachusetts	8.17
Yards per Reception (197 ranked)	Equanimeous St. Brown	149	3	14.43	Johnnie Dixon, Ohio St.	28.50	Jessie Britt, Massachusetts	14.77

THE TURNOVER BATTLE									
NOTRE DAME					OPPONENT				
Game	FUM (lost)	INT	TOTAL	Opp. Pts Off	Game	FUM (lost)	INT	TOT	ND Pts Off
Temple	0	2	2	0	Temple	1	0	1	7
Georgia	2	0	2	0	Georgia	1	1	2	7
at Boston College	1	1	2	3	at Boston College	1	2	3	21
at Michigan State	0	0	0	0	at Michigan State	2	1	3	21
Miami (OH)	0	0	0	0	Miami (OH)	1	1	2	14
at North Carolina					at North Carolina				
USC					USC				
NC State					NC State				
Wake Forest					Wake Forest				
at Miami (FL)					at Miami (FL)				
Navy					Navy				
at Stanford					at Stanford				
<b>TOTALS</b>	<b>3</b>	<b>3</b>	<b>6</b>	<b>3</b>	<b>TOTALS</b>	<b>6</b>	<b>5</b>	<b>11</b>	<b>70</b>

DRIVE CHARTS															
NOTRE DAME								OPPONENT							
Game	No.	3&Out	Pct.	Score	Pct.	TD	Pct.	Game	No.	3&Out	Pct.	Score	Pct.	TD	Pct.
Temple	13	1	7.7	7	53.8	7	53.8	Temple	14	4	28.6	3	21.4	2	14.3
Georgia	16	7	43.8	5	31.3	1	6.3	Georgia	17	7	41.2	4	23.5	2	11.7
at Boston College	17	5	29.4	7	41.2	7	41.2	at Boston College	18	3	16.7	4	22.2	2	22.2
at Michigan State	11	1	9.1	6	54.5	5	45.5	at Michigan State	11	1	9.1	3	27.3	2	18.2
Miami (OH)	13	3	23.1	8	61.5	7	53.8	Miami (OH)	14	1	7.1	3	21.4	2	14.3
at North Carolina								at North Carolina							
USC								USC							
NC State								NC State							
Wake Forest								Wake Forest							
at Miami (FL)								at Miami (FL)							
Navy								Navy							
at Stanford								at Stanford							
<b>TOTALS</b>	<b>70</b>	<b>17</b>	<b>24.3</b>	<b>33</b>	<b>47.1</b>	<b>27</b>	<b>38.6</b>	<b>TOTALS</b>	<b>74</b>	<b>16</b>	<b>21.6</b>	<b>17</b>	<b>23.0</b>	<b>12</b>	<b>16.2</b>

THIRD DOWN CONVERSIONS																	
NOTRE DAME									OPPONENT								
Game	1-3	4-6	7-9	10-14	15-19	20+	Tot	Pct.	Game	1-3	4-6	7-9	10-14	15-19	20+	Tot	Pct.
Temple	4-6	1-1	1-2	0-4			6-13	46.2	Temple	3-4	0-4	0-1	2-6	0-2		5-17	29.4
Georgia	0-2	1-4	2-6	0-5			3-17	17.6	Georgia	3-5	1-4	0-4	0-4			4-17	23.5
at Boston College	5-7	2-6	1-2	1-2	0-1		9-18	50.0	at Boston College	2-2	1-4	0-7	1-4			4-17	23.5
at Michigan State	2-2	3-4	2-5	1-3			8-14	57.1	at Michigan State	5-6	4-8	1-2	1-1	0-2		11-19	57.9
Miami (OH)	3-3	1-5	0-2	1-3			5-13	38.5	Miami (OH)	3-5	0-3	2-4	1-2	0-1		6-15	40.0
at North Carolina									at North Carolina								
USC									USC								
NC State									NC State								
Wake Forest									Wake Forest								
at Miami (FL)									at Miami (FL)								
Navy									Navy								
at Stanford									at Stanford								
<b>TOTALS</b>	<b>14-20</b>	<b>8-20</b>	<b>6-17</b>	<b>3-13</b>	<b>0-1</b>		<b>31-75</b>	<b>41.3</b>	<b>TOTALS</b>	<b>16-22</b>	<b>6-23</b>	<b>3-18</b>	<b>5-17</b>	<b>0-5</b>		<b>30-85</b>	<b>35.3</b>

NOTRE DAME'S BIG PLAYS (35+ Yards)				
Yards	Type	TD	Player(s)	Opponent
73	Rush	Yes	Josh Adams	Miami (Ohio)
66	Rush		Dexter Williams	Temple
65	Rush		Josh Adams	Boston College
65	Rush	Yes	Brandon Wimbush	Boston College
64	Rush		Josh Adams	Boston College
60	Rush		Josh Adams	Temple
59	Rush	Yes	Josh Adams	Miami (Ohio)
59	INT	Yes	Julian Love	Michigan State
54	Pass	Yes	Brandon Wimbush to Myles Boykin	Miami (Ohio)
48	Pass		Ian Book to Chris Finke	Miami (Ohio)
46	Rush		Brandon Wimbush	Boston College
40	Pass		Brandon Wimbush to Equanimeous St. Brown	Michigan State
40	Rush		Dexter Williams	Temple
38	KR		C.J. Sanders	Michigan State
37	Rush	Yes	Josh Adams	Temple
36	Rush		Josh Adams	Boston College

NOTRE DAME'S EXPLOSIVE RUNS (15+ Yards)			
Yards	TD	Player(s)	Opponent
73	Yes	Josh Adams	Miami (Ohio)
66		Dexter Williams	Temple
65		Josh Adams	Boston College
65	Yes	Brandon Wimbush	Boston College
64		Josh Adams	Boston College
60		Josh Adams	Temple
59	Yes	Josh Adams	Miami (Ohio)
46		Brandon Wimbush	Boston College
40		Dexter Williams	Temple
37	Yes	Josh Adams	Temple
36		Josh Adams	Boston College
32		Tony Jones Jr.	Miami (Ohio)
32		Brandon Wimbush	Michigan State
32		Brandon Wimbush	Boston College
30		Josh Adams	Michigan State
26		Ian Book	Miami (Ohio)
24		Brandon Wimbush	Temple
22		Josh Adams	Temple
19		Brandon Wimbush	Miami (Ohio)
17		Brandon Wimbush	Temple
16	Yes	Brandon Wimbush	Michigan State
16		Brandon Wimbush	Temple
15	Yes	Dexter Williams	Boston College

OPPONENT BIG PLAYS (35+ Yards)				
Yards	Type	TD	Player(s)	Opponent
52	Rush		Brian Lewerke	Michigan State
40	Rush		D'Andre Swift	Georgia
29	Rush		Jon Hillman	Boston College

OPPONENT EXPLOSIVE RUNS (15+ Yards)			
Yards	TD	Player(s)	Opponent
52		Brian Lewerke	Michigan State
40		D'Andre Swift	Georgia
30		Nick Chubb	Georgia
29		Jon Hillman	Boston College
27		Alonzo Smith	Miami (Ohio)
20		Kenny Young	Miami (Ohio)
17		Ryquell Armstead	Temple
17		Sony Michel	Georgia



NOTRE DAME'S EXPLOSIVE PASSING PLAYS (20+ Yards)			
Yards	Score	Player(s)	Opponent
54	Yes	Brandon Wimbush to Miles Boykin	Miami (Ohio)
48		Ian Book to Chris Finke	Miami (Ohio)
40		Brandon Wimbush to Equanimeous St. Brown	Michigan State
34		Brandon Wimbush to Equanimeous St. Brown	Temple
33		Brandon Wimbush to Equanimeous St. Brown	Temple
33		Brandon Wimbush to Durham Smythe	Boston College
32		Brandon Wimbush to Josh Adams	Georgia
32		Brandon Wimbush to Alize Mack	Georgia
29		Brandon Wimbush to Cam Smith	Georgia
27		Brandon Wimbush to Chase Claypool	Michigan State
25		Brandon Wimbush to Durham Smythe	Temple
21		Brandon Wimbush to Chase Claypool	Miami (Ohio)
21		Brandon Wimbush to Durham Smythe	Michigan State
21		Brandon Wimbush to Josh Adams	Georgia

NOTRE DAME'S LONGEST PLAYS OF THE SEASON			
Type	Yards	Player	Opponent
Rushing	73	Josh Adams	Miami (Ohio)
Rushing Touchdown	73	Josh Adams	Miami (Ohio)
Passing	54	Brandon Wimbush to Miles Boykin	Miami (Ohio)
Passing Touchdown	54	Brandon Wimbush to Miles Boykin	Miami (Ohio)
Punt Return	4	Chris Finke	Boston College
Kick Return	38	C.J. Sanders	Michigan State
Interception Return	59	Julian Love (Touchdown)	Michigan State
Fumble Return	15	Drue Tranquill	Temple
Punt	59	Tyler Newsome	Georgia
Field Goal	46	Justin Yoon	Michigan State

OPPONENT EXPLOSIVE PASSING PLAYS (20+ Yards)			
Yards	Score	Player(s)	Opponent
34	Yes	Gus Ragland to James Gardner	Miami (Ohio)
33		Gus Ragland to James Gardner	Miami (Ohio)
31		Jake Fromm to Terry Godwin	Georgia
31		Jake Fromm to Javon Wims	Georgia
29		Logan Marchi to Isaiah Wright	Temple
25	Yes	Brian Lewerke to Gerald Holmes	Michigan State
25		Logan Marchi to Isaiah Wright	Temple
24		Gus Ragland to Ryan Smith	Miami (Ohio)
24		Brian Lewerke to Hunter Rison	Michigan State
23		Brian Lewerke to Hunter Rison	Michigan State
22		Gus Ragland to Ryan Smith	Miami (Ohio)
22	Yes	Anthony Brown to Charlie Callinan	Boston College
21		Gus Ragland to James Gardner	Miami (Ohio)
20		Brian Lewerke to Trishton Jackson	Michigan State
20		Brian Lewerke to Trishton Jackson	Michigan State
20		Brian Lewerke to Hunter Rison	Michigan State
20		Logan Marchi to Adonis Jennings	Temple
20		Anthony Brown to Chris Garrison	Boston College

OPPONENT LONGEST PLAYS OF THE SEASON			
Type	Yards	Player	Opponent
Rushing	52	Brian Lewerke	Michigan State
Rushing Touchdown	6	Sony Michel	Georgia
Passing	34	Gus Ragland to James Gardner	Miami (Ohio)
Passing Touchdown	34	Gus Ragland to James Gardner	Miami (Ohio)
Punt Return	28	Mecole Hardman	Georgia
Kick Return	38	Mecole Hardman	Georgia
Interception Return	43	Mike Jones	Temple
Fumble Return	--		
Punt	57	Jake Hartbarger	Michigan State
Field Goal	44	Rodrigo Blankenship	Georgia

NOTRE DAME SCORING DRIVES						
Game	Qtr	Pts	Plays	Yds	TOP	Scoring Play
TEM	1	7	2	70	0:33	Josh Adams 37-yard rush
TEM	1	7	7	59	2:44	Brandon Wimbush eight-yard rush
TEM	1	7	3	72	1:10	Nic Weishar 12-yard pass from Brandon Wimbush
TEM	2	7	8	76	3:40	Equanimeous St. Brown 5-yard pass from Brandon Wimbush
TEM	3	7	8	80	3:03	Tony Jones Jr. seven-yard rush
TEM	4	7	6	34	2:27	Josh Adams one-yard rush
TEM	4	7	3	69	0:53	Dexter Williams one-yard rush
UGA	1	3	7	53	2:12	Justin Yoon 39-yard field goal
UGA	2	7	4	32	0:53	Brandon Wimbush one-yard rush
UGA	2	3	6	40	2:31	Justin Yoon 42-yard field goal
UGA	3	3	9	33	2:16	Justin Yoon 37-yard field goal
UGA	3	3	17	73	4:43	Justin Yoon 28-yard field goal
BC	1	7	4	75	1:24	Brandon Wimbush 2-yard rush
BC	2	7	7	92	1:55	Brandon Wimbush 1-yard rush
BC	3	7	9	70	2:36	Tony Jones Jr. 1-yard rush
BC	3	7	4	75	1:34	Brandon Wimbush 3-yard rush
BC	3	7	5	83	1:59	Brandon Wimbush 65-yard rush
BC	4	7	2	35	0:28	Dexter Williams 3-yard rush
BC	4	7	5	33	1:16	Dexter Williams 15-yard rush
MSU	1	7	7	78	1:55	Brandon Wimbush 16-yard rush
MSU	1	7	0	0	0:00	Julian Love 59-yard interception return
MSU	2	7	6	24	2:23	Dexter Williams eight-yard pass from Brandon Wimbush
MSU	2	7	5	80	1:34	Dexter Williams 14-yard rush
MSU	3	7	8	62	3:19	Deon McIntosh nine-yard rush
MSU	4	3	10	66	5:01	Justin Yoon 46-yard field goal
MIA-OH	1	7	2	73	0:25	Josh Adams 73-yard rush
MIA-OH	1	7	7	36	1:43	Brandon Wimbush one-yard rush
MIA-OH	1	7	4	71	1:53	Josh Adams 59-yard rush
MIA-OH	1	7	5	30	1:35	Chase Claypool seven-yard pass from Brandon Wimbush
MIA-OH	2	7	5	57	1:20	Equanimeous St. Brown 14-yard pass from Brandon Wimbush
MIA-OH	2	3	8	44	4:00	Justin Yoon 43-yard field goal
MIA-OH	2	7	5	81	1:42	Miles Boykin 54-yard pass from Brandon Wimbush
MIA-OH	4	7	7	87	2:20	Deon McIntosh 26-yard rush

OPPONENT SCORING DRIVES						
Game	Qtr	Pts	Plays	Yds	TOP	Scoring Play
TEM	1	3	9	57	3:27	Austin Jones 36-yard field goal
TEM	2	7	11	75	5:00	Keith Kirkwood 12-yard pass from Logan Marchi
TEM	3	7	11	70	4:17	Brodrick Yancy 11-yard pass from Logan Marchi
UGA	1	3	6	71	2:33	Rodrigo Blankenship 27-yard field goal
UGA	2	7	12	62	5:39	Terry Godwin five-yard pass from Jake Fromm
UGA	3	7	7	75	1:48	Sony Michel six-yard rush
UGA	4	3	9	63	3:13	Rodrigo Blankenship 30-yard field goal
BC	1	3	10	32	4:16	Colton Lichtenberg 38-yard field goal
BC	2	7	9	85	3:01	Charlie Callinan 22-yard pass from Anthony Brown
BC	3	3	5	9	2:19	Colton Lichtenberg 41-yard field goal
BC	4	7	14	74	4:39	Charlie Callinan 14-yard pass from Anthony Brown
MSU	1	7	7	75	4:00	Darrell Stewart four-yard pass from Brian Lewerke
MSU	3	3	9	53	3:38	Matt Coghlin 40-yard field goal
MSU	4	7	7	71	1:35	Gerald Holmes 25-yard pass from Brian Lewerke
MIA-OH	1	7	8	73	3:37	James Gardner 34-yard pass from Gus Ragland
MIA-OH	2	7	5	57	2:41	James Gardner 14-yard pass from Gus Ragland
MIA-OH	3	3	9	49	3:36	Sam Sloman 38-yard field goal