



# 2011-12 NOTRE DAME MEN'S BASKETBALL

ATHLETICS MEDIA RELATIONS: Joyce Center Room 112 Notre Dame, IN 46556 Fax: (574) 631-7941  
 MEDIA RELATIONS CONTACTS: Bernadette Cafarelli o: (574) 631-8458 c: (574) 532-0249 cafarelli.1@nd.edu  
 Sean Carroll o: (574) 631-2664 c: (574) 340-2177 carroll.64@nd.edu

## 2011-12 Schedule

| Date  | Day   | Opponent                           | Time/Result    |
|---|-------|------------------------------------|----------------|
| 11/1  | Tues. | ST. XAVIER (Exhibition) (UND.COM)  | W, 90-72       |
| 11/7  | Mon.  | STONEHILL (Exhibition) (UND.COM)   | W, 92-70       |
| 11/12   | Sat.  | MISSISSIPPI VALLEY STATE (UND.COM) | W, 80-67       |
| 11/14   | Mon.  | DETROIT^ (ESPNU)                   | W, 59-53       |
| 11/16   | Wed.  | SAM HOUSTON STATE^ (UND.COM)       | W, 74-41       |
| 11/18   | Fri.  | DELAWARE STATE (UND.COM)           | W, 93-69       |
| 11/21   | Mon.  | vs. #21/21 Missouri@ (ESPN2)       | L, 58-87       |
| 11/22   | Tues. | vs. Georgia! (ESPNU)               | L, 57-61       |
| 11/27   | Sun.  | BRYANT (UND.COM)                   | W, 84-59       |
| 11/30   | Wed.  | at #19/18 Gonzaga (ESPN2)          | L, 53-73       |
| 12/4  | Sun.  | vs. Maryland\$ (MASN/Versus)       | L, 71-78       |
| 12/8  | Thur. | MAINE (ESPNS)                      | W, 87-78       |
| 12/10   | Sat.  | DARTMOUTH (ESPNS)                  | W, 65-47       |
| 12/17   | Sat.  | vs. #18/20 Indiana% (ESPN2)        | L, 58-69       |
| 12/19   | Mon.  | SACRED HEART (UND.COM)             | W, 106-65      |
| 12/27   | Tues. | #22/22 PITTSBURGH* (ESPN2)         | W, 72-59       |
| 1/4   | Wed.  | at Cincinnati* (BIG EAST Network)  | L, 55-71       |
| 1/7   | Sat.  | at #11/10 Louisville* (ESPNU)      | W, 67-65 (2OT) |
| 1/10  | Tues. | USF* (BIG EAST Network)            | W, 60-49       |
| 1/14  | Sat.  | #17/16 CONNECTICUT* (ESPN2)        | L, 53-67       |
| 1/16  | Mon.  | at Rutgers* (ESPNU)                | L, 58-65       |
| 1/21  | Sat.  | #1/1 SYRACUSE* (ESPN/ESPN3)        | 6:00 p.m.      |
| 1/25  | Wed.  | at Seton Hall*                     | 8:00 p.m.      |
| 1/29  | Sun.  | at Connecticut*                    | Noon           |
| 2/4   | Sat.  | MARQUETTE* (CBS)                   | 1:00 p.m.      |
| 2/8   | Wed.  | at West Virginia* (ESPNU)          | 9:00 p.m.      |
| 2/11  | Sat.  | DEPAUL*                            | Noon           |
| 2/15  | Wed.  | RUTGERS* (ESPNU)                   | 7:00 p.m.      |
| 2/18  | Sat.  | at Villanova* (ESPNU)              | 9:00 p.m.      |
| 2/22  | Wed.  | WEST VIRGINIA* (ESPN2)             | 7:00 p.m.      |
| 2/25  | Sat.  | at St. John's* (ESPN)              | Noon           |
| 2/27  | Mon.  | at Georgetown* (ESPN)              | 7:00 p.m.      |
| 3/2   | Fri.  | PROVIDENCE*                        | 7:00 p.m.      |
| <b>BIG EAST CHAMPIONSHIP</b>                      |       |                                    |                |
| <i>(Madison Square Garden; New York, N.Y.)</i>    |       |                                    |                |
| 3/6   | Tues. | First Round                        | TBD            |
| 3/7   | Wed.  | Second Round                       | TBD            |
| 3/8   | Thur. | Quarterfinals                      | TBD            |
| 3/9   | Fri.  | Semifinals                         | TBD            |
| 3/10  | Sat.  | Final                              | TBD            |
| <b>NCAA CHAMPIONSHIP</b>                          |       |                                    |                |
| 3/13-14 First Round (Dayton, Ohio)                |       |                                    |                |
| 3/15-18 Second & Third Rounds (various locations) |       |                                    |                |
| 3/22-25 Regional Rounds (various locations)       |       |                                    |                |
| 3/31 Final Four - Semifinals (New Orleans, La.)   |       |                                    |                |
| 4/2 Final Four - Final (New Orleans, La.)         |       |                                    |                |

^ - CBE Classic (Regional Rounds)  
 @ - CBE Classic - Kansas City, Mo. (Semifinals)  
 ! - CBE Classic - Kansas City, Mo. (Consolation)  
 \$ - BB&T Classic - Washington, D.C.  
 % - Close the Gap Crossroads Classic - Indianapolis, Ind.  
 \* - BIG EAST Conference Game  
 Home events in **BOLD CAPS**  
 All times Eastern

## Game 20 Jan. 21, 2012 ◦ 6:00 p.m. (ET) Purcell Pavilion at the Joyce Center (9,149) Notre Dame, Ind.



#1/1 SYRACUSE  
Orange

20-0, 7-0 BIG EAST  
H: 14-0; A: 4-0; N: 2-0



NOTRE DAME  
Fighting Irish

11-8, 3-3 BIG EAST  
H: 10-1; A: 1-3; N: 0-4

Syracuse Leads Series 24-18

### TV/Internet:

ESPN/ESPN3  
Dave Pasch (play-by-play)  
Doris Burke (analyst)

### Radio:

Affiliate listings on Pg. 5  
Broadcast on UND.com  
Jack Nolan (play-by-play)  
Sean Kearney (analyst)

### Live Stats:

GameTracker (UND.com)

### Live Blog:

UND.com/blog

### IRISH PLAY HOST TO #1 SYRACUSE ON SATURDAY

- Notre Dame (11-8, 3-3) will play host to top-ranked and undefeated Syracuse (20-0, 7-0) on Saturday inside Purcell Pavilion at the Joyce Center. Tip-off is slated for 6:00 p.m. (ET).
- The BIG EAST showdown will be broadcast on ESPN and ESPN3 with Dave Pasch (play-by-play) and Doris Burke (analyst) calling the action.
- The Fighting Irish Digital Media radio crew of Jack Nolan (play-by-play) and Sean Kearney (analyst) will call the action on radio (affiliate listings on Pg. 5) and their broadcast can also be heard on UND.com.
- Saturday will be the 43rd meeting all-time between Notre Dame and Syracuse. The Orange hold a 24-18 advantage in the series, including a current three-game win streak against the Irish. The Orange captured a 70-58 home victory last season over the Irish (Jan. 1, 2011). Syracuse is 11-8 all-time at Notre Dame.
- Notre Dame's last win over Syracuse was a 94-87 decision on Feb. 24, 2008 inside Purcell Pavilion.
- The Irish are 8-19 against the Orange since joining the BIG EAST in 1995.
- Notre Dame head coach **Mike Brey** is 5-12 all-time against Syracuse.
- The Fighting Irish are 10-1 at home, 1-3 in true road games and 0-4 in neutral site games this season.

### NOTRE DAME AGAINST #1

- Notre Dame will be facing the number-one ranked team in the country for the 33rd time in program history. The Irish own nine victories over top-ranked teams based on the Associated Press, United Press International and ESPN/USA Today rankings. The NCAA, which solely uses the AP rankings to determine victories over number-one ranked teams, recognizes seven of those victories. Notre Dame's seven victories ranks tied for seventh all-time in the NCAA record books. Notre Dame's last win over a top-ranked team was on Feb. 1, 1987 when the Irish defeated North Carolina 60-58 at Purcell Pavilion at the Joyce Center. That was the last time a No. 1 team visited Notre Dame (*full list of Notre Dame vs. #1 on page 3*).
- The Fighting Irish are 6-3 at home against top-ranked teams.

### NOTRE DAME PROBABLE STARTING LINEUP

| No. | Player       | Pos. | Ht. | Wt. | Yr. | PPG  | RPG | APG |
|-----|--------------|------|-----|-----|-----|------|-----|-----|
| 0   | Eric Atkins  | G    | 6-1 | 182 | So. | 13.3 | 3.1 | 3.6 |
| 32  | Joey Brooks  | G    | 6-6 | 220 | Jr. | 5.1  | 2.8 | 1.1 |
| 14  | Scott Martin | G    | 6-8 | 222 | Sr. | 9.0  | 6.2 | 1.4 |
| 22  | Jerian Grant | G    | 6-5 | 195 | So. | 12.8 | 3.2 | 4.7 |
| 45  | Jack Cooley  | F    | 6-9 | 248 | Jr. | 10.4 | 8.3 | 0.9 |

## NOTRE DAME 2011-12 ROSTER

| No. | Player           | Pos | Ht.  | Wt. | Yr. | Hometown/High School                      |
|-----|------------------|-----|------|-----|-----|---|
| 0   | Eric Atkins      | G   | 6-1  | 182 | So. | Columbia, Md./Mount Saint Joseph          |
| 4   | Patrick Crowley  | G   | 6-3  | 190 | So. | Los Gatos, Calif./St. Francis             |
| 11  | Garrick Sherman* | C   | 6-10 | 251 | Jr. | Kenton, Ohio/Kenton/Michigan State        |
| 12  | Alex Dragicevich | G   | 6-7  | 221 | So. | Northbrook, Ill./Glenbrook North          |
| 14  | Scott Martin     | G   | 6-8  | 222 | Sr. | Valparaiso, Ind./Valparaiso               |
| 21  | Tim Abromaitis   | F   | 6-8  | 236 | GS  | Unionville, Conn./Farmington              |
| 22  | Jerian Grant     | G   | 6-5  | 195 | So. | Bowie, Md./DeMatha                        |
| 24  | Pat Connaughton  | G/F | 6-5  | 206 | Fr. | Arlington, Mass./St. John's Prep          |
| 25  | Tom Knight       | F   | 6-9  | 250 | Jr. | Dixfield, Maine/Dirigo                    |
| 32  | Joey Brooks      | G   | 6-6  | 220 | Jr. | Houston, Texas/Strake Jesuit College Prep |
| 33  | Mike Broghammer  | F   | 6-9  | 265 | Jr. | Orono, Minn./Hopkins                      |
| 45  | Jack Cooley      | F   | 6-9  | 248 | Jr. | Glenview, Ill./Glenbrook South            |

\* - will have to sit out the entire 2011-12 season due to NCAA transfer rules

**Head Coach:** Mike Brey (George Washington '82)  
**Assistant Coach:** Anthony Solomon (Virginia '87)  
**Assistant Coach:** Rod Balanis (Georgia Tech '93)  
**Assistant Coach:** Martin Ingelsby (Notre Dame '01)  
**Coordinator of Basketball Operations:** Harold Swanagan (Notre Dame '02)  
**Athletic Trainer:** Skip Meyer (Central Connecticut State '74)

### Alphabetical Roster

|    |                  |         |
|----|------------------|---------|
| 21 | Tim Abromaitis   | GS/F    |
| 0  | Eric Atkins      | So./G   |
| 33 | Mike Broghammer  | Jr./F   |
| 32 | Joey Brooks      | Jr./G   |
| 24 | Pat Connaughton  | Fr./G/F |
| 45 | Jack Cooley      | Jr./F   |
| 4  | Patrick Crowley  | So./G   |
| 12 | Alex Dragicevich | So./G   |
| 22 | Jerian Grant     | So./G   |
| 25 | Tom Knight       | Jr./F   |
| 14 | Scott Martin     | Sr./G   |
| 11 | Garrick Sherman  | Jr./C   |

### Pronunciation Guide

Tim Abromaitis ..... ab-row-MY-tis  
 Pat Connaughton ..... CONN-uh-tin  
 Jack Cooley ..... COOL-ee  
 Mike Broghammer ..... BROGE-hammer  
 Alex Dragicevich ..... Drag-ee-vich  
 Jerian Grant ..... JARE-in

### Series vs. Syracuse

*Syracuse Leads 24-18*

*Home: 8-11, Away: 9-11, Neutral: 1-2*

| Date     | Site           | Result        |
|----------|----------------|---------------|
| 2-12-14  | Syracuse, NY   | L, 14-50      |
| 3-2-31   | Syracuse, NY   | L, 23-28 (ot) |
| 2-10-32  | Notre Dame, IN | W, 26-18      |
| 1-20-36  | Syracuse, NY   | W, 46-43      |
| 1-18-37  | Notre Dame, IN | W, 52-31      |
| 2-13-39  | Syracuse, NY   | W, 35-34 (ot) |
| 1-6-40   | Notre Dame, IN | W, 33-29      |
| 1-20-41  | Syracuse, NY   | W, 54-49 (ot) |
| 1-12-42  | Notre Dame, IN | W, 51-35      |
| 2-9-85   | Notre Dame, IN | L, 62-65      |
| 2-8-86   | Syracuse, NY   | W, 85-81      |
| 1-21-89  | Notre Dame, IN | L, 87-99      |
| 2-17-90  | Syracuse, NY   | W, 66-65      |
| 2-9-91   | Notre Dame, IN | L, 69-70      |
| 2-15-92  | Syracuse, NY   | W, 101-98     |
| 3-2-96   | Syracuse, NY   | L, 67-71      |
| 3-6-96   | New York, NY*  | L, 55-76      |
| 1-2-97   | Notre Dame, IN | W, 69-52      |
| 1-18-97  | Syracuse, NY   | W, 73-58      |
| 3-5-97   | New York, NY*  | L, 66-84      |
| 1-21-98  | Notre Dame, IN | W, 83-63      |
| 12-29-98 | Notre Dame, IN | L, 63-75      |
| 2-17-99  | Syracuse, NY   | L, 65-71      |
| 1-16-00  | Syracuse, NY   | L, 57-80      |
| 3-1-00   | Notre Dame, IN | L, 71-73      |
| 1-2-01   | Syracuse, NY   | L, 70-79      |
| 1-23-01  | Notre Dame, IN | W, 74-60      |
| 1-14-02  | Syracuse, NY   | L, 51-56      |
| 2-17-02  | Notre Dame, IN | L, 65-68      |
| 2-15-03  | Syracuse, NY   | L, 80-82      |
| 3-4-03   | Notre Dame, IN | L, 88-92      |
| 1-17-04  | Notre Dame, IN | L, 70-81      |
| 2-16-04  | Syracuse, NY   | W, 84-72      |
| 1-10-05  | Notre Dame, IN | L, 61-70      |
| 2-5-05   | Syracuse, NY   | L, 57-60      |
| 1-11-06  | Notre Dame, IN | L, 82-88      |
| 1-30-07  | Syracuse, NY   | W, 103-91     |
| 3-8-07   | New York, NY*  | W, 89-83      |
| 2-24-08  | Notre Dame, IN | W, 94-87      |
| 1-17-09  | Syracuse, NY   | L, 74-93      |
| 1-18-10  | Notre Dame, IN | L, 71-84      |
| 1-1-11   | Syracuse, NY   | L, 58-70      |

\*-BIG EAST Tournament

### STREAK BUSTERS

• Notre Dame has had a penchant for ending impressive winning streaks in a number of different sports, contributing to the University's storied 125-year athletics tradition. Syracuse will enter Saturday night's game with a 20-game winning streak. Here is a rundown of the various notable "streak-busting" victories Notre Dame teams have posted through the years:

- Nov. 16, 1957  
Football ends Oklahoma's NCAA-record 47-game winning streak with a 7-0 victory at Owen Field in Norman, Okla.
- Jan. 19, 1974  
Men's basketball stops UCLA's NCAA-record 88-game winning streak with a 71-70 win at the Joyce Center. Led by Digger Phelps, the Fighting Irish score the final 12 points of the game, capped by Dwight Clay's jumper from the corner with 29 seconds to play.
- Oct. 2, 1994  
Women's soccer ends North Carolina's NCAA-record 92-game winning streak. The two teams played to a 0-0 draw at the Americas Challenge Cup in St. Louis.
- June 7, 2002  
Baseball snaps Florida State's 25-game winning streak with a 10-4 victory in the first game of a best-of-three NCAA Super Regional in Tallahassee. The Fighting Irish would defeat FSU in the deciding third game two days later to secure their first College World Series berth in 45 years.
- Jan. 30, 2005  
Women's basketball ends Connecticut's 112-game BIG EAST home winning streak/55-game Gampel Pavilion streak with a 65-59 triumph.
- Feb. 8, 2005  
Men's basketball halts Boston College's 20-game winning streak. The Eagles entered Purcell Pavilion with a 20-0 record and the Irish handed them a 68-65 loss.
- Jan. 7, 2011  
Women's basketball ends Connecticut's 57-game BIG EAST regular-season winning streak by capturing a 74-67 overtime win inside Purcell Pavilion.

### HOME STREAK SNAPPED

- Last Saturday's 67-53 loss to Connecticut snapped Notre Dame's 29-game home win streak. That had been the fourth-longest in the nation and the second-longest Irish win streak inside Purcell Pavilion at the Joyce Center in program history. The Fighting Irish won 45 straight at the Joyce Center from March 4, 2006-Jan. 10, 2009. That streak came to an end in a 69-61 loss to Connecticut on Jan. 24, 2009.
- Prior to Saturday, Notre Dame's last home loss was a 69-68 setback to St. John's on Feb. 14, 2010. The Irish had won 13 straight BIG EAST games inside Purcell Pavilion.
- The Fighting Irish are 94-7 in their last 101 games played at home. That 93.1% home winning percentage over the course of the last six seasons ranks fifth nationally.

## Notre Dame's record in 2011-12 when ...

|  |      |
|--|------|
| Played at the Purcell Pavilion.....          | 10-1 |
| Played on the road.....                      | 1-3  |
| Played at a neutral site.....                | 0-4  |
| BIG EAST Conference record (all games) ..... | 3-3  |
| Non-conference record .....                  | 8-5  |
| Leading at halftime.....                     | 8-1  |
| Trailing at halftime.....                    | 3-7  |
| Tied at halftime.....                        | 0-0  |
| Playing an overtime game.....                | 1-0  |
| Shoots .500 or better .....                  | 4-0  |
| Shoots less than .500.....                   | 7-8  |
| Opponents shoots less than .500 .....        | 10-7 |
| Shoots better than opponent.....             | 8-2  |
| Shoots worse than opponent.....              | 2-6  |
| Shoots same as opponent .....                | 1-0  |
| Makes more free throws than opponent.....    | 11-2 |
| Makes less free throws than opponent .....   | 0-5  |
| Same number of free throws .....             | 0-1  |
| Outrebounded opponents .....                 | 6-0  |
| Outrebounded by opponent .....               | 5-7  |
| Same number of rebounds.....                 | 0-1  |
| Has fewer turnovers than opponent .....      | 7-3  |
| Has more turnovers than opponent.....        | 4-5  |
| Has same number of turnovers .....           | 0-0  |
| Bench outscores opponent's bench.....        | 7-1  |
| Outscored by opponent's bench .....          | 3-7  |
| Bench points are the same.....               | 1-0  |
| Plays a ranked opponent.....                 | 2-4  |
| Makes 10 or more three-pointers .....        | 3-0  |
| No Notre Dame player fouls out.....          | 9-5  |
| One Notre Dame player fouls out.....         | 2-3  |
| Two or more Notre Dame players foul out..... | 0-0  |
| Wears White Uniforms .....                   | 9-2  |
| Wears Blue Uniforms .....                    | 1-6  |
| Wears Gold Uniforms.....                     | 1-0  |
| Wears Black Uniforms.....                    | 0-0  |
| Plays in an In-Season Tournament.....        | 2-2  |
| Plays on Television .....                    | 4-8  |
| Plays in November .....                      | 5-3  |
| Plays in December .....                      | 4-2  |
| Plays in January .....                       | 2-3  |
| Plays in February .....                      | 0-0  |
| Plays in March.....                          | 0-0  |
| Plays in Day Games.....                      | 3-3  |
| Plays in Night Games .....                   | 8-5  |
| Plays on Sundays .....                       | 1-1  |
| Plays on Mondays.....                        | 2-2  |
| Plays on Tuesdays .....                      | 2-1  |
| Plays on Wednesdays .....                    | 1-2  |
| Plays on Thursdays.....                      | 1-0  |
| Plays on Fridays.....                        | 1-0  |
| Plays on Saturdays.....                      | 3-2  |
| Final Margin is 5 points or less .....       | 1-1  |
| Final Margin is 6-10 points .....            | 2-2  |
| Final Margin is 11-20 points .....           | 4-3  |
| Final Margin is 20-plus points.....          | 4-2  |
| Has a player score 20-plus points .....      | 5-4  |
| Has a player score 30-plus points .....      | 0-0  |
| Scores 59 points or less .....               | 1-7  |
| Scores 60-69 points.....                     | 3-0  |
| Scores 70-79 points.....                     | 2-1  |
| Scores 80-89 points.....                     | 3-0  |
| Scores 90-plus points.....                   | 2-0  |

## IRISH ENJOY HOME COOKING IN CONFERENCE PLAY

• Notre Dame has gone 41-6 (.872) at home in BIG EAST play over the last six seasons. That is the best home winning percentage for any BIG EAST school in league play over that time period.

## BIG EAST TRENDS

• Notre Dame is 21-7 (.750) over its last 28 BIG EAST regular-season contests. The Irish stood 6-8 through 14 regular-season games during the 2009-10 campaign and then won four straight to finish 10-8. Last season, Notre Dame posted a 14-4 regular-season mark in the league.

• The Irish are 14-4 over their last 18 BIG EAST regular-season games.

## BREY MOVING UP BIG EAST WINS LIST

• A win on Saturday would tie Notre Dame head coach **Mike Brey** with former Villanova head coach Rollie Massimino for fifth all-time in BIG EAST victories (both BIG EAST regular season and tournament). Brey is 122-86 (.587) in league regular-season and tournament play during his 12 seasons with the Irish.

• Brey also is one win away from reaching 250 victories during his Notre Dame tenure. He carries a 249-128 (.660) overall mark with the Irish.

## MARTIN MAKING THINGS HAPPEN

• **Scott Martin** has scored in double-figures in each of the last four games. That is a season-best streak for the senior. He is averaging 12.3 ppg. and 10.0 rpg. in the last four games.

• Martin posted double-doubles in back-to-back games against Louisville (Jan. 7) and USF (Jan. 10). Martin tallied 15 points and a career-high 13 rebounds in the win over USF. His previous rebound high was 12, which occurred the previous game versus Louisville. He also netted 11 points against the Cardinals.

## PROTECTING THE ROCK

• Notre Dame ranks second among all BIG EAST teams with a 1.4 assist-to-turnover ratio this season. The Irish rank eighth nationally in assist-to-turnover ratio.

• The Fighting Irish rank third nationally - and first in the BIG EAST - in fewest turnovers per game (9.9).

## Notre Dame vs. #1

All Games vs. #1: 9-23  
When ND is ranked: 7-8

H: 6-3    A: 0-10    N: 3-10  
When ND is unranked: 2-15

| Date           | Opponent       | ND AP Rank | Location                | Result     |
|----------------|----------------|------------|-------------------------|------------|
| Feb. 2, 1952   | Kentucky       | --         | Chicago, Ill. (N)       | L, 66-71   |
| Mar. 14, 1953  | Indiana        | 17         | Chicago, Ill. (N)       | L, 66-79   |
| Dec. 14, 1953  | Indiana        | --         | Bloomington, Ind. (A)   | L, 55-66   |
| *Mar. 12, 1954 | Indiana        | 6          | Iowa City, Iowa (N)     | W, 65-64   |
| Feb. 14, 1959  | Kentucky       | --         | Chicago, Ill. (N)       | L, 52-71   |
| Dec. 31, 1965  | Duke           | --         | Greensboro, N.C. (N)    | L, 73-95   |
| Dec. 23, 1966  | UCLA           | --         | Los Angeles, Calif. (A) | L, 67-96   |
| Dec. 23, 1967  | UCLA           | --         | Los Angeles, Calif. (A) | L, 63-114  |
| Dec. 7, 1968   | UCLA           | 5          | Notre Dame, Ind. (H)    | L, 75-88   |
| Dec. 27, 1969  | Kentucky       | 11         | Louisville, Ky. (N)     | L, 100-102 |
| Mar. 12, 1970  | Kentucky       | 9          | Columbus, Ohio (N)      | L, 99-109  |
| Jan. 23, 1971  | UCLA           | 9          | Notre Dame, Ind. (H)    | W, 89-82   |
| Dec. 22, 1971  | UCLA           | --         | Los Angeles, Calif. (A) | L, 56-114  |
| Jan. 29, 1972  | UCLA           | --         | Notre Dame, Ind. (H)    | L, 32-57   |
| Dec. 23, 1972  | UCLA           | --         | Los Angeles, Calif. (A) | L, 56-82   |
| Jan. 27, 1973  | UCLA           | --         | Notre Dame, Ind. (H)    | L, 63-82   |
| #Jan. 19, 1974 | UCLA           | 2          | Notre Dame, Ind. (H)    | W, 71-70   |
| Dec. 11, 1975  | Indiana        | 8          | Bloomington, Ind. (A)   | L, 60-63   |
| Mar. 5, 1977   | San Francisco  | --         | Notre Dame, Ind. (H)    | W, 93-82   |
| Dec. 31, 1977  | Kentucky       | 4          | Louisville, Ky. (N)     | L, 68-73   |
| Feb. 26, 1978  | Marquette      | 9          | Notre Dame, Ind. (H)    | W, 65-59   |
| Feb. 27, 1980  | DePaul         | 14         | Notre Dame, Ind. (H)    | W, 76-74   |
| *Dec. 27, 1980 | Kentucky       | 8          | Louisville, Ky. (N)     | W, 67-61   |
| Feb. 22, 1981  | Virginia       | 11         | Rosemont, Ill. (N)      | W, 57-56   |
| Jan. 30, 1983  | UCLA           | --         | Los Angeles, Calif. (A) | L, 53-59   |
| Jan. 26, 1986  | North Carolina | 16         | Chapel Hill, N.C. (A)   | L, 61-73   |
| Feb. 1, 1987   | North Carolina | --         | Notre Dame, Ind. (H)    | W, 60-58   |
| Feb. 1, 1992   | Duke           | --         | Durham, N.C. (A)        | L, 71-100  |
| Nov. 26, 1998  | Duke           | --         | Anchorage, Alaska (N)   | L, 82-111  |
| Jan. 12, 1999  | Connecticut    | --         | Storrs, Conn. (A)       | L, 70-101  |
| Mar. 16, 2002  | Duke           | --         | Greenville, S.C. (N)    | L, 77-84   |
| Nov. 26, 2008  | North Carolina | 8          | Maui, Hawaii (N)        | L, 87-102  |

\*-Ranked #1 in Coaches Poll only

#-Snapped UCLA's NCAA record 88-game winning streak

## Number of Games Led Irish in This Season/Career (Career figure in parenthesis)

|                        |  |                         |
|------------------------|--|-------------------------|
| <b>Tim Abromaitis</b>  |  | <b>Jack Cooley</b>      |
| Points 1 (17)          |  | Points 4 (5)            |
| Rebounds 2 (16)        |  | Rebounds 11 (12)        |
| Assists 1 (5)          |  | Blocks 12 (22)          |
| Blocks -- (7)          |  | Steals 2 (4)            |
| Steals -- (14)         |  |                         |
| <b>Eric Atkins</b>     |  | <b>Alex Dragicevich</b> |
| Points 7 (9)           |  | Points 1 (1)            |
| Assists 5 (15)         |  | Assists 2 (2)           |
| Steals 8 (17)          |  | Blocks 3 (3)            |
| <b>Mike Broghammer</b> |  | <b>Jerian Grant</b>     |
| Rebounds 1 (1)         |  | Points 4 (4)            |
| Blocks 5 (7)           |  | Rebounds 2 (2)          |
| Steals 1 (2)           |  | Assists 12 (12)         |
|                        |  | Steals 8 (8)            |
|                        |  | Blocks 1 (1)            |
| <b>Joey Brooks</b>     |  | <b>Tom Knight</b>       |
| Points 1 (1)           |  | Blocks 2 (2)            |
| Rebounds 1 (2)         |  | Steals 1 (1)            |
| Steals 1 (5)           |  |                         |
| Blocks 1 (1)           |  | <b>Scott Martin</b>     |
|                        |  | Points 1 (2)            |
| <b>Pat Connaughton</b> |  | Rebounds 4 (9)          |
| Points 1 (1)           |  | Assists 2 (3)           |
| Rebounds 1 (1)         |  | Blocks 3 (6)            |
| Blocks 2 (2)           |  | Steals 4 (8)            |
| Steals 1 (1)           |  |                         |

## Number of Games This Season With ... (Career figure in parenthesis)

|                             |    |                |
|-----------------------------|----|----------------|
| <b>Double-Figure Points</b> |    |                |
| Jerian Grant                | 14 | (14)           |
| Eric Atkins                 | 12 | (19)           |
| Scott Martin                | 9  | (41, 28 at ND) |
| Jack Cooley                 | 8  | (12)           |
| Alex Dragicevich            | 6  | (6)            |
| Joey Brooks                 | 4  | (5)            |
| Pat Connaughton             | 4  | (4)            |
| Tim Abromaitis              | 1  | (58)           |
| <b>30-Plus Points</b>       |    |                |
| Tim Abromaitis              | -- | (3)            |
| <b>20-Plus Points</b>       |    |                |
| Eric Atkins                 | 3  | (3)            |
| Jerian Grant                | 2  | (2)            |
| Jack Cooley                 | 2  | (2)            |
| Scott Martin                | 1  | (2, 2 at ND)   |
| Pat Connaughton             | 1  | (1)            |
| Tim Abromaitis              | 1  | (22)           |
| Alex Dragicevich            | 1  | (1)            |
| <b>10-Plus Rebounds</b>     |    |                |
| Jack Cooley                 | 6  | (6)            |
| Scott Martin                | 2  | (3, 3 at ND)   |
| Jerian Grant                | 1  | (1)            |
| Tim Abromaitis              | -- | (4)            |
| <b>Double-Doubles</b>       |    |                |
| Jack Cooley                 | 4  | (4)            |
| Scott Martin                | 2  | (3, 3 at ND)   |
| Jerian Grant                | 1  | (1)            |
| Tim Abromaitis              | -- | (3)            |

## Free-Throw Shooting in Final Five Minutes and Overtime This Season:

|                  |              |
|------------------|--------------|
| Tim Abromaitis   | 0-0 (.000)   |
| Eric Atkins      | 13-20 (.650) |
| Mike Broghammer  | 2-4 (.500)   |
| Joey Brooks      | 11-16 (.688) |
| Pat Connaughton  | 5-6 (.833)   |
| Jack Cooley      | 7-9 (.778)   |
| Patrick Crowley  | 0-0 (.000)   |
| Alex Dragicevich | 7-9 (.778)   |
| Jerian Grant     | 6-12 (.500)  |
| Tom Knight       | 2-2 (1.000)  |
| Scott Martin     | 8-9 (.889)   |
| <b>Total</b>     | 61-87 (.701) |
| <b>Opponents</b> | 62-92 (.674) |

• The Irish have had fewer than 10 turnovers in a game eight times this season. Notre Dame had a season-low four turnovers in the victory over Sacred Heart (Dec. 19). The Irish also had a season-high 25 assists (on 35 made baskets) versus the Pioneers.

## SPREADING THE WEALTH

• Seven different Notre Dame players have posted a team-high point total in a game this season.  
 • Sophomore point guard **Eric Atkins** has led Notre Dame in scoring a team-best seven times this season, while fellow sophomore guard **Jerian Grant** and junior forward **Jack Cooley** both have led the Irish in points four times.

## TOPPING 20

• Seven Notre Dame players - **Tim Abromaitis**, **Eric Atkins**, **Pat Connaughton**, **Jack Cooley**, **Alex Dragicevich**, **Jerian Grant** and **Scott Martin** - have scored 20 or more points in a game this season.  
 • Atkins has scored 20-plus points a team-best three times this season, including his game-high 20-point effort last Saturday versus Connecticut.

## SHUFFLING THE LINEUP

• Notre Dame has used eight different starting lineups this season (out of 19 games played). No Notre Dame player has started every game this season (*game-by-game starting lineups listed on page 7*). **Jerian Grant** and **Scott Martin** both have a team-high 18 starts this season.  
 • Six different Irish players - **Joey Brooks** (Jr./G), **Jack Cooley** (Jr./F), **Tom Knight** (Jr./F), **Jerian Grant** (So./G), **Alex Dragicevich** (So./G) and **Pat Connaughton** (Fr./G-F) - have made their first career start this season.

## COOLEY COMING TO PLAY

• Since missing the Maryland game on Dec. 4 due to illness, junior forward **Jack Cooley** has averaged 14.8 ppg., 9.3 rpg. and 1.9 bpg. in the past 10 contests. He is shooting 63.6% (56-88) from the field and 75.0% (36-48) from the free throw line during that stretch.  
 • Cooley has a team-best four double-doubles this season. He also has a team-high six double-digit rebounding games this season.  
 • Against Delaware State (Nov. 18), Cooley hauled down a career-high 17 rebounds, which included 10 offensive boards. He became the first Irish player to register that many rebounds in a game since Luke Harangody had 17 against Louisville on Feb. 12, 2009.  
 • Cooley leads the Irish with an 8.3 rpg. average this season, which includes 3.7 offensive boards per game. He also has a team-high 25 blocked shots, which is a career-high total for the junior.

## ATKINS ON THE ATTACK

• Sophomore point guard **Eric Atkins** leads the Irish with a 13.3 ppg. average this season. He averaged 5.8 ppg. last season as a freshman.  
 • He has scored 20 or more points in a game a team-best three times this season.  
 • Atkins has played 40-plus minutes eight times this season. He has played 40 or more minutes in five of six BIG EAST games this season.  
 • Atkins has scored in double-figures in 12 of the 17 games he has played in this season. He missed two contests (Sam Houston State & Delaware State) due to illness. He has led Notre Dame in scoring a team-high seven times this season.  
 • Atkins is shooting 44.3% (27-61) from three-point range this season.  
 • Atkins dished out a career-high nine assists twice this season (Sacred Heart, Dec. 19 & Bryant, Nov. 27).

## Dantley To Join Notre Dame Ring of Honor

Former Irish basketball great and U.S. Olympian Adrian Dantley, the 1976 national college basketball player of the year and a member of the Naismith National Basketball Hall of Fame, will become the fourth inductee into the Notre Dame Basketball Ring of Honor on Friday, March 2, 2012. The ceremony will take place during halftime of Notre Dame's final regular-season home game against Providence at Purcell Pavilion at the Joyce Center.  
 Dantley, who enjoyed a stellar three-year career in an Irish uniform from 1973-76, will join Austin Carr, Luke Harangody and Ruth Riley as a member of Notre Dame's Ring of Honor. Harangody, who played for the Irish from 2006-10, was the school's first inductee in Feb. 2010. Riley (1997-2001), who helped lead the Irish women's basketball program to the national championship in '01, became the second member of the Ring of Honor in Nov. 2010, while Austin Carr (1968-71), who still remains the program's career scoring leader with 2,560 points, became the third honoree when he was inducted in Feb. 2011.

## Elder Statesman

• **Mike Brey** is in his 12th season along the Irish sidelines. He is the third-longest tenured coach in the BIG EAST, behind only Jim Boeheim of Syracuse and Jim Calhoun of Connecticut. Brey stands sixth all-time in career BIG EAST victories (both regular-season and tournament) with his 122-86 (.587) mark. He is one of eight coaches in BIG EAST history to record 100 conference wins.

## What a Run

- The Irish have gone 60-34 (.638) in BIG EAST regular-season play over the past six seasons.
- The 14 regular-season BIG EAST victories in 2010-11 tied the program standard. The Fighting Irish went 14-4 in BIG EAST play in 2007-08.
- Notre Dame's 15 BIG EAST wins (14 regular season, 1 tournament) last season were the most in program history (combined regular season and tournament).
- Last season's 27 wins overall (27-7) were the most in the modern era of Fighting Irish basketball. Notre Dame's highest win total ever was 33 (33-7) in 1908-09.

## Taking Care Of The Basketball

Under Irish head coach Mike Brey, Notre Dame always has been a team that has had a high number of assists and very few turnovers. Here's a look at the Irish under Brey:

|         | FGs | Assts | TOs | Asst/Bskt | Asst/TO |
|---------|-----|-------|-----|-----------|---------|
| 2000-01 | 814 | 527   | 434 | .647      | 1.21    |
| 2001-02 | 934 | 629   | 435 | .673      | 1.45    |
| 2002-03 | 917 | 558   | 446 | .609      | 1.25    |
| 2003-04 | 766 | 434   | 329 | .567      | 1.32    |
| 2004-05 | 671 | 415   | 341 | .618      | 1.22    |
| 2005-06 | 772 | 468   | 364 | .606      | 1.29    |
| 2006-07 | 869 | 552   | 414 | .635      | 1.33    |
| 2007-08 | 914 | 608   | 429 | .665      | 1.42    |
| 2008-09 | 988 | 601   | 343 | .608      | 1.75    |
| 2009-10 | 918 | 585   | 362 | .637      | 1.62    |
| 2010-11 | 843 | 563   | 364 | .668      | 1.55    |
| 2011-12 | 451 | 272   | 189 | .603      | 1.44    |

## Irish Aim For Sixth Straight 20-Win Season

Notre Dame has reached the 20-win mark in each of the last five seasons and eight times in the last 11 seasons under head coach **Mike Brey**. The last time Irish teams reached the 20-win plateau in six straight campaigns was from 1983-89 under head coach Digger Phelps.

## Postseason Stretch

Notre Dame has earned appearances in the postseason in each of the last 12 seasons, which marks the longest stretch in school history. The Irish have been to the NCAA Tournament on seven occasions and the National Invitation Tournament (NIT) five times during this current stretch. Under head coach **Mike Brey**, Notre Dame has played in the NAAs seven times and NIT four times.

## 107 Years and Strong

The 2011-12 campaign marks the 107th season of basketball at Notre Dame and the 17th season as a member of the BIG EAST Conference. Notre Dame teams have posted an all-time record of 1712-935 for a .647 winning percentage. In 16-plus seasons as a member of the BIG EAST, the Irish own a 150-128 (.540) record in conference regular-season play.

• Atkins deposited a career-high 27 points versus Mississippi Valley State in the season opener.

## GRANT HAS ALL-AROUND GAME

- Sophomore guard **Jerian Grant**, who is in his first season playing with the Irish after sitting out all of last season, has team-high totals in points (243), assists (89), steals (26) and minutes played (653). His 31 made three-pointers also are a team-high total. Grant is shooting a team-best 76.5% (62-81) from the free throw line this season.
- Entering this week, Grant ranked sixth nationally - and first in the BIG EAST - with a 3.28 assist-to-turnover ratio.
- Grant has scored in double-figures a team-best 14 times this season. Grant is averaging a team-best 13.0 ppg. in BIG EAST play.
- He scored a career-high 20 points against both Georgia (Nov. 22) and Maryland (Dec. 4).
- Grant dished out a career-high nine assists versus Pittsburgh (Dec. 27).
- Grant posted his first career double-double by notching 12 points and a career-high 11 rebounds against Bryant (Nov. 27).

## GET TO 60

- Notre Dame is 10-1 this season when scoring 60 or more points, while the Irish are 1-7 when scoring less than 60 points. The Fighting Irish are averaging 77.0 ppg. in their 11 wins, while they are averaging 57.9 ppg. in the eight losses.
- Notre Dame is allowing 59.3 ppg. in its wins and 71.4 ppg. in its setbacks.

## CRASHING THE BOARDS

- The Fighting Irish have a +4.2 rebound margin in their 11 wins, while they have been out-rebounded by an 8.7 margin in their eight setbacks.
- Notre Dame is 6-0 this season when out-rebounding its opponent.

## 427 AND COUNTING

• Notre Dame has made at least one three-pointer in 427 straight contests dating back to the 1998-99 campaign. The Fighting Irish have made at least one three pointer during every game of the Mike Brey era. The last time an Irish team failed to hit a three-pointer in a game was in a 101-70 loss to Connecticut at the Hartford Civic Center on Jan. 12, 1999. Notre Dame finished 0-7 from beyond the arc in that contest. In 2008-09, the Irish set a single-season three-point record with 319.

## DOUBLE-DUTY

• Freshman guard/forward **Pat Connaughton** also is a pitcher on the Fighting Irish baseball team. Connaughton is the 66th Notre Dame student-athlete to compete in both basketball and baseball and the first to do so since Tom Hansen during the 1973-74 academic year.

## 2011-12 Notre Dame Men's Basketball on the Radio

Fighting Irish Digital Media (FIDM) will originate the Notre Dame Basketball Radio Network in 2011-2012 with the broadcast teams of Jack Nolan and two former players, LaPhonso Ellis ('92) and Jordan Cornette ('05) bringing basketball fans all the exciting action.

Affiliates: WSBT AM 960 (South Bend, Ind.); WLS AM 890 (Chicago, Ill.); WXNT-AM 1430 in Indianapolis, Ind.; WNUY-FM 100.1 (Fort Wayne, Ind.); WRSW ESPN 1480 AM (Warsaw, Ind.); WEFM FM 95.9 (Michigan City, Ind.); WLUV-AM 1520 (Rockford, Ill.); WVIL-FM 101.3 (Jacksonville/Peoria, Ill.); WJLS-AM 560 (Beckley, W.Va.); WKXX-AM 1600 (Wheeling, W.Va.); SiriusXM Satellite Radio (129) and worldwide on UND.com.

## 2011-12 Mike Brey Radio Show

The Mike Brey Radio Show is broadcast live from O'Rourke's Public House just south of the Notre Dame campus on Thursdays at 7:00 p.m. (ET) during the basketball season. Irish fans can join head coach Mike Brey as well as Irish players for an in-depth look inside Notre Dame Basketball. Notre Dame Men's Basketball play-by-play announcer Jack Nolan hosts the show which can be heard live on NewsRadio 960 WSBT-AM in South Bend and worldwide on UND.com. The show can also be heard Friday nights on Sirius XM College Sports Nation Channel 91.

## Schedule

|         |                       |          |                       |
|---------|-----------------------|----------|-----------------------|
| Show #1 | Thurs., Dec. 1, 2011  | Show #7  | Thurs., Feb. 2, 2012  |
| Show #2 | Thurs., Dec. 15, 2011 | Show #8  | Thurs., Feb. 9, 2012  |
| Show #3 | Thurs., Dec. 29, 2011 | Show #9  | Thurs., Feb. 16, 2012 |
| Show #4 | Thurs., Jan. 12, 2012 | Show #10 | Thurs., Feb. 23, 2012 |
| Show #5 | Thurs., Jan. 19, 2012 | Show #11 | Thurs., March 1, 2012 |
| Show #6 | Thurs., Jan. 26, 2012 |          |                       |



## 2011-12 BIG EAST STANDINGS

(as of games played on Jan. 20)

|                   | BIG EAST Record | Overall Record |
|-------------------|-----------------|----------------|
| Syracuse          | 7-0             | 20-0           |
| Cincinnati        | 5-1             | 15-4           |
| Georgetown        | 5-2             | 15-3           |
| Marquette         | 4-2             | 15-4           |
| West Virginia     | 4-2             | 14-5           |
| USF               | 4-2             | 11-8           |
| Seton Hall        | 4-3             | 15-4           |
| Connecticut       | 4-3             | 14-4           |
| Rutgers           | 4-3             | 12-8           |
| <b>NOTRE DAME</b> | <b>3-3</b>      | <b>11-8</b>    |
| Louisville        | 2-4             | 14-5           |
| Villanova         | 2-5             | 9-10           |
| St. John's        | 2-5             | 8-10           |
| Providence        | 1-5             | 12-7           |
| DePaul            | 1-5             | 10-8           |
| Pittsburgh        | 0-6             | 10-8           |

### Players of the Week

|         |                                       |
|---------|---------------------------------------|
| Nov. 21 | Herb Pope - Sr., F, Seton Hall        |
| Nov. 28 | Kris Joseph - Sr., F, Syracuse        |
| Dec. 5  | Hollis Thompson - Jr., F, Georgetown  |
| Dec. 12 | Darryl Bryant - Sr., G, West Virginia |
| Dec. 19 | Russ Smith - So., G, Louisville       |
| Dec. 26 | Kevin Jones - Sr., F, West Virginia   |
| Jan. 2  | Sean Kilpatrick - So., G, Cincinnati  |
| Jan. 9  | Darryl Bryant - Sr., G, West Virginia |
| Jan. 16 | Dion Dixon - Sr., G, Cincinnati       |

### Rookies of the Week

|         |  |
|---------|--|
| Nov. 21 | <b>Jerian Grant - So., G, Notre Dame</b> |
| Nov. 28 | Andre Drummond - Fr., C, Connecticut     |
| Dec. 5  | LaDontae Henton - Fr., F, Providence     |
| Dec. 12 | LaDontae Henton - Fr., F, Providence     |
| Dec. 19 | Andre Drummond - Fr., C, Connecticut     |
| Dec. 26 | Andre Drummond - Fr., C, Connecticut     |
| Jan. 2  | Eli Carter - Fr., G, Rutgers             |
| Jan. 9  | D'Angelo Harrison - Fr., G, St. John's   |
| Jan. 16 | Andre Drummond - Fr., C, Connecticut     |

### Notre Dame Weekly Honor Roll Honorees

Jack Cooley - Jr., F (Dec. 12, Dec. 26, Jan. 9)  
Alex Dragicevich - So., G (Jan. 2)

### 2011-12 Notre Dame Men's Basketball Press Conferences

(Contact Bernie Cafarelli at (574) 631-7516 or at [cafarelli.1@nd.edu](mailto:cafarelli.1@nd.edu) for teleconference number information)

|                    |                 |
|--------------------|-----------------|
| Monday, Jan. 23    | 10:00 a.m. (ET) |
| Monday, Feb. 6     | 10:00 a.m. (ET) |
| Monday, Feb. 13    | 10:00 a.m. (ET) |
| Monday, Feb. 20    | 10:00 a.m. (ET) |
| Wednesday, Feb. 29 | 10:00 a.m. (ET) |

### 2011-12 BIG EAST Teleconferences

(Contact the BIG EAST Conference at (401) 453-0660 for teleconference number information)

#### Jan. 5, Jan. 19, Feb. 2 and Feb. 16

|                   |                              |
|-------------------|------------------------------|
| 11:00 a.m.        | Buzz Williams, Marquette     |
| <b>11:08 a.m.</b> | <b>Mike Brey, Notre Dame</b> |
| 11:16 a.m.        | Ed Cooley, Providence        |
| 11:24 a.m.        | Jim Calhoun, Connecticut     |
| 11:32 a.m.        | Steve Lavin, St. John's      |
| 11:40 a.m.        | Mick Cronin, Cincinnati      |
| 11:48 a.m.        | Kevin Willard, Seton Hall    |
| 11:56 a.m.        | Rick Pitino, Louisville      |

#### Jan. 12, Jan. 26, Feb. 9 and Feb. 23

|            |                               |
|------------|-------------------------------|
| 11:00 a.m. | Jay Wright, Villanova         |
| 11:08 a.m. | Stan Heath, USF               |
| 11:16 a.m. | Bob Huggins, West Virginia    |
| 11:24 a.m. | Mike Rice, Rutgers            |
| 11:32 a.m. | Oliver Purnell, DePaul        |
| 11:40 a.m. | Jamie Dixon, Pittsburgh       |
| 11:48 a.m. | Jim Boeheim, Syracuse         |
| 11:56 a.m. | John Thompson III, Georgetown |

## 2011-12 BIG EAST Preseason Coaches' Poll

|                      | Pts.       |
|----------------------|------------|
| 1. Connecticut (7)   | 209        |
| Syracuse (5)         | 209        |
| 3. Louisville (3)    | 201        |
| 4. Pittsburgh (1)    | 188        |
| 5. Cincinnati        | 169        |
| 6. Marquette         | 155        |
| 7. West Virginia     | 132        |
| 8. Villanova         | 127        |
| <b>9. NOTRE DAME</b> | <b>114</b> |
| 10. Georgetown       | 104        |
| 11. Rutgers          | 75         |
| 12. St. John's       | 71         |
| 13. Seton Hall       | 56         |
| 14. USF              | 43         |
| 15. Providence       | 40         |
| 16. DePaul           | 27         |

First-place votes in parentheses

## 2011-12 BIG EAST Preseason Awards

### PLAYER OF THE YEAR

Ashton Gibbs, Pittsburgh

### ROOKIE OF THE YEAR

Andre Drummond, Connecticut

### PRESEASON FIRST TEAM

**Tim Abromaitis, Notre Dame, F, Gr.**

Ashton Gibbs, Pittsburgh, G, Sr.

Jeremy Lamb, Connecticut, G/F, So.

Darius Johnson-Odom, Marquette, G, Sr.

Kris Joseph, Syracuse, F, Sr.

Kevin Jones, West Virginia, F, Sr.

### PRESEASON SECOND TEAM

Yancy Gates, Cincinnati, F, Sr.

Alex Oriakhi Connecticut, F/C, Jr.

Peyton Siva, Louisville, G, Jr.

Scoop Jardine, Syracuse, G, Sr.

Maalik Wayns, Villanova, G, Jr.

### HONORABLE MENTION

Andre Drummond, Connecticut, C, Fr.

Shabazz Napier, Connecticut, G, So.

Cleveland Melvin, DePaul, F, So.

Jae Crowder, Marquette, F, Sr.

Augustus Gilchrist, USF, F/C, Sr.

## National Polls

### Associated Press Top 25 (Jan. 16)

|                        |
|------------------------|
| <b>1. Syracuse</b>     |
| 2. Kentucky            |
| 3. Baylor              |
| 4. Duke                |
| <b>5. Missouri</b>     |
| 6. Ohio State          |
| 7. Kansas              |
| 8. North Carolina      |
| 9. Michigan State      |
| <b>10. Georgetown</b>  |
| <b>11. Indiana</b>     |
| 12. Murray State       |
| <b>13. Connecticut</b> |
| 14. UNLV               |
| 15. Virginia           |
| 16. San Diego State    |
| 17. Florida            |
| 18. Mississippi State  |
| 19. Creighton          |
| 20. Michigan           |
| <b>21. Marquette</b>   |
| 22. Illinois           |
| <b>23. Louisville</b>  |
| 24. Saint Mary's       |
| 25. Kansas State       |

### ESPN/USA Today Coaches Poll (Jan. 16)

|                        |
|------------------------|
| <b>1. Syracuse</b>     |
| 2. Kentucky            |
| 3. Baylor              |
| 4. Duke                |
| <b>5. Missouri</b>     |
| 6. Ohio State          |
| 7. Kansas              |
| 8. North Carolina      |
| 9. Michigan State      |
| 10. Murray State       |
| <b>11. Connecticut</b> |
| <b>12. Georgetown</b>  |
| <b>13. Indiana</b>     |
| 14. Florida            |
| 15. Mississippi State  |
| 16. San Diego State    |
| 17. Virginia           |
| 18. Creighton          |
| 19. Michigan           |
| 20. UNLV               |
| <b>21. Louisville</b>  |
| <b>22. Marquette</b>   |
| 23. Saint Mary's       |
| 24. Harvard            |
| 25. Illinois           |

**Bold** indicates 2011-12 Irish opponent

### Solid Schedule

• Seven teams on Notre Dame's 2011-12 schedule are ranked in the latest Associated Press top-25 poll (Jan. 16), including three in the top 10. Five of the squads - #1 Syracuse, #10 Georgetown, #13 Connecticut, #21 Marquette and #23 Louisville - are BIG EAST foes, while the Fighting Irish faced #5 Missouri and #11 Indiana in non-conference action. The Irish will meet 13th-ranked UConn twice during the regular season. Notre Dame is 2-4 against ranked opponents this season.

## 2011-12 GAME-BY-GAME STARTING LINEUP

| Date  | Opponent (Result)                   | Starting Lineup                                | # of Times | Record With Lineup |
|-------|-------------------------------------|--|------------|--------------------|
| 11/12 | Mississippi Valley State (W, 80-67) | Atkins-Brooks-Cooley-Grant-Martin ^            | 1          | 1-0                |
| 11/14 | Detroit (W, 59-53)                  | Atkins-Brooks-Cooley-Grant-Martin              | 2          | 2-0                |
| 11/16 | Sam Houston State (W, 74-41)        | Brooks-Cooley-Dragicovich-Grant-Martin ^       | 1          | 1-0                |
| 11/18 | Delaware State (W, 93-69)           | Connaughton-Cooley-Dragicovich-Grant-Martin ^  | 1          | 1-0                |
| 11/21 | Missouri (L, 58-87)                 | Abromaitis-Atkins-Cooley-Grant-Martin ^        | 1          | 0-1                |
| 11/22 | Georgia (L, 57-61)                  | Abromaitis-Atkins-Cooley-Grant-Martin          | 2          | 0-2                |
| 11/27 | Bryant (W, 84-59)                   | Atkins-Brooks-Connaughton-Grant-Martin ^       | 1          | 1-0                |
| 11/30 | Gonzaga (L, 53-73)                  | Atkins-Brooks-Cooley-Grant-Martin              | 3          | 2-1                |
| 12/4  | Maryland (L, 71-78)                 | Atkins-Brooks-Grant-Knight-Martin ^            | 1          | 0-1                |
| 12/8  | Maine (W, 87-78)                    | Atkins-Brooks-Grant-Knight-Martin              | 2          | 1-1                |
| 12/10 | Dartmouth (W, 65-47)                | Atkins-Connaughton-Cooley-Dragicovich-Knight ^ | 1          | 1-0                |
| 12/17 | Indiana (L, 58-69)                  | Atkins-Cooley-Dragicovich-Grant-Martin ^       | 1          | 0-1                |
| 12/19 | Sacred Heart (W, 106-65)            | Atkins-Cooley-Dragicovich-Grant-Martin         | 2          | 1-1                |
| 12/27 | Pittsburgh (W, 72-59)               | Atkins-Cooley-Dragicovich-Grant-Martin         | 3          | 2-1                |
| 1/4   | Cincinnati (L, 55-71)               | Atkins-Cooley-Dragicovich-Grant-Martin         | 4          | 2-2                |
| 1/7   | Louisville (W, 67-65 2OT)           | Atkins-Cooley-Dragicovich-Grant-Martin         | 5          | 3-2                |
| 1/10  | USF (W, 60-49)                      | Atkins-Cooley-Dragicovich-Grant-Martin         | 6          | 4-2                |
| 1/14  | Connecticut (L, 53-67)              | Atkins-Cooley-Dragicovich-Grant-Martin         | 7          | 4-3                |
| 1/16  | Rutgers (L, 58-65)                  | Atkins-Brooks-Cooley-Grant-Martin              | 4          | 2-2                |

^ - Indicates first time that lineup was used

The Irish have used eight different starting lineups this season (19 games).

### Injuries And Illness Inflicting The Irish

Notre Dame suffered through a rash of illness and injuries during the early portion of the 2011-12 campaign. Five of Notre Dame's 10 scholarship players missed a game by the ninth contest of the season. Here is the breakdown of the games missed:

|                 | Games Missed | Reason   |
|-----------------|--------------|--|
| Tim Abromaitis* | 17           | NCAA Suspension (4 games)<br>Torn ACL (13 games) |
| Eric Atkins     | 2            | Illness  |
| Joey Brooks     | 1            | Illness  |
| Jack Cooley     | 1            | Illness  |
| Scott Martin    | 1            | Concussion                                       |

\* - Will miss remainder of season with torn ACL

### Abro Out

- Forward **Tim Abromaitis** suffered a torn anterior cruciate ligament (ACL) in his right knee at a morning team practice on Nov. 25 and will miss the remainder of the 2011-12 campaign. Abromaitis, who is in his fifth season with the Irish, had played in two games (Missouri and Georgia) and was averaging 14.0 points and 7.0 rebounds. He had missed Notre Dame's first four games due to a misunderstanding of a technicality in an NCAA rule governing seasons of competition that dated back to the 2008-09 campaign when he played in the first two exhibitions of his sophomore campaign and then sat out the remainder of that season.

- Abromaitis was selected to the 2011-12 preseason watch lists for both the John R. Wooden Award and the Naismith Trophy. Both awards are presented annually to the national player of the year. He also was named to the six-man preseason All-BIG EAST First Team. In addition, the Irish forward is one of 30 candidates up for the Lowe's Senior CLASS Award.

### Instant Impact

**Pat Connaughton** and **Jerian Grant** became the fifth and sixth Notre Dame rookies to score 20-plus points in a game during the Mike Brey era (12 seasons). Here is the list of Irish freshmen/first-year players who have accomplished the feat in the Brey era:

| Player                | Season  | 20+ Games | 30+ Games | High |
|-----------------------|---------|-----------|-----------|------|
| Chris Thomas (G)      | 2001-02 | 9         | 2         | 32   |
| Torin Francis (F)     | 2002-03 | 4         | -         | 25   |
| Luke Harangody (F)    | 2006-07 | 3         | -         | 22   |
| Tory Jackson (G)      | 2006-07 | 2         | -         | 21   |
| Jerian Grant* (G)     | 2011-12 | 2         | -         | 20   |
| Pat Connaughton (G/F) | 2011-12 | 1         | -         | 24   |

\* - A sophomore with rookie status since he did not play during his freshman season in 2010-11.

- Connaughton's 24 points against Sam Houston State (Nov. 16) were the most for a Notre Dame freshman since Torin Francis had 25 against Arizona in the Sweet 16 of the 2003 NCAA Tournament (March 27, 2003).

- Connaughton's six made three-pointers (on 10 attempts) against Sam Houston State were the most for an Irish freshman since Chris Thomas had six against Connecticut in the semifinals of the 2002 BIG EAST Tournament (March 8, 2002).

- Connaughton's 24 points off the bench in the Sam Houston State game were the most bench points by an Irish player since Chris Quinn netted 25 against Quinnipiac during the 2003-04 campaign (Dec. 23, 2003).

### Atkins Added As Captain

Sophomore point guard **Eric Atkins** recently was named Notre Dame's third captain for the 2011-12 season. Seniors **Tim Abromaitis**, who is out for the remainder of the campaign due to a torn ACL, and **Scott Martin** are the other Fighting Irish captains.

# ALL ABOUT ABRO

## IN THE IRISH RECORD BOOK

### Three-Point Field Goals Made

|     |                       |                |            |
|-----|-----------------------|----------------|------------|
| 1.  | Colin Falls           | 2003-07        | 331        |
| 2.  | Chris Thomas          | 2001-05        | 302        |
| 3.  | Matt Carroll          | 1999-03        | 301        |
| 4.  | Kyle McAlarney        | 2005-09        | 298        |
| 5.  | David Graves          | 1998-02        | 259        |
| 6.  | Ryan Hoover           | 1992-96        | 248        |
| 7.  | Chris Quinn           | 2002-05        | 239        |
| 8.  | Ryan Ayers            | 2005-09        | 170        |
| 9.  | Martin Ingelsby       | 1997-01        | 167        |
| 10. | <b>Tim Abromaitis</b> | <b>2007-11</b> | <b>160</b> |
| 11. | Ben Hansbrough        | 2009-11        | 154        |
| 12. | Russell Carter        | 2003-07        | 139        |
| 13. | Luke Zeller           | 2005-09        | 107        |
| 14. | Tory Jackson          | 2006-10        | 103        |
| 15. | Pat Garrity           | 1994-98        | 100        |
| 16. | Antoni Wyché          | 1995-99        | 93         |
| 17. | Elmer Bennett         | 1988-92        | 91         |
| 18. | Jordan Cornette       | 2001-05        | 74         |
| 19. | Joe Fredrick          | 1986-90        | 73         |
| 20. | Rob Kurz              | 2004-08        | 72         |

### Three-Point Field Goals Attempted

|     |                       |                |            |
|-----|-----------------------|----------------|------------|
| 1.  | Chris Thomas          | 2001-05        | 833        |
| 2.  | Colin Falls           | 2003-07        | 826        |
| 3.  | Matt Carroll          | 2002-03        | 762        |
| 4.  | Kyle McAlarney        | 2005-09        | 687        |
| 5.  | Ryan Hoover           | 1992-96        | 680        |
| 6.  | David Graves          | 1998-02        | 630        |
| 7.  | Chris Quinn           | 2002-06        | 573        |
| 8.  | Ryan Ayers            | 2005-09        | 401        |
| 9.  | Martin Ingelsby       | 1997-01        | 394        |
| 10. | <b>Tim Abromaitis</b> | <b>2007-11</b> | <b>390</b> |
| 11. | Ben Hansbrough        | 2009-11        | 362        |
| 12. | Russell Carter        | 2003-07        | 342        |
| 13. | Antoni Wyché          | 1995-99        | 333        |
| 14. | Tory Jackson          | 2006-10        | 320        |
| 15. | Luke Zeller           | 2005-09        | 297        |
| 16. | Pat Garrity           | 1994-98        | 279        |
| 17. | Elmer Bennett         | 1988-92        | 259        |
| 18. | Jordan Cornette       | 2001-05        | 245        |
| 19. | Troy Murphy           | 1998-01        | 191        |
| 20. | Pete Miller           | 1993-97        | 190        |

### Three-Point Field Goal Percentage

(Min. 120 Attempted)

|     |                       |                |             |
|-----|-----------------------|----------------|-------------|
| 1.  | Joe Fredrick          | 1986-90        | .490        |
| 2.  | Kyle McAlarney        | 2005-09        | .434        |
| 3.  | Ben Hansbrough        | 2009-11        | .425        |
| 4.  | Ryan Ayers            | 2005-09        | .424        |
|     | Martin Ingelsby       | 1997-01        | .424        |
| 6.  | Chris Quinn           | 2002-06        | .417        |
| 7.  | David Graves          | 1998-02        | .411        |
| 8.  | <b>Tim Abromaitis</b> | <b>2007-11</b> | <b>.410</b> |
| 9.  | Rob Kurz              | 2004-08        | .409        |
| 10. | David Rivers          | 1984-88        | .406        |
|     | Russell Carter        | 2003-07        | .406        |
| 12. | Colin Falls           | 2003-07        | .401        |
| 13. | Keith Friel           | 1996-98        | .397        |
| 14. | Matt Carroll          | 1999-03        | .395        |
| 15. | Jamere Jackson        | 1987-90        | .380        |
|     | Jonathan Peoples      | 2006-10        | .377        |
| 17. | Kevin Ellery          | 1988-91        | .372        |
| 18. | Carl Cozen            | 1991-94        | .370        |
| 19. | Ryan Hoover           | 1993-96        | .365        |
| 20. | Chris Thomas          | 2001-05        | .363        |



- 2011-12 Preseason All-BIG EAST First Team
- John R. Wooden Award Preseason Top 50 List (2011-12)
- Naismith Trophy Preseason Watch List (2011-12)
- Lowe's Senior CLASS Award Candidate (2011-12)
- Capital One First Team Academic All-American (2011)
- *ESPN The Magazine* First Team Academic All-American (2010)
- BIG EAST Scholar Athlete of the Year (2010 & 2011)
- BIG EAST Sports Excellence Award (2010 & 2011)
- Third Team All-BIG EAST (2011)
- BIG EAST Honorable Mention (2010)
- Four-Time BIG EAST Weekly Honor Roll Selection
- Four-Time BIG EAST Academic All-Star
- Notre Dame Club of St. Joseph Valley Rockne Student-Athlete Award (2010 & 2011)
- Notre Dame Co-Most Improved Player Award (2010)
- Team Captain (2010-11, 2011-12)
- Old Spice Classic MVP (2010)
- Graduate of Notre Dame's Mendoza College of Business
  - Bachelor's Degree in Finance (2010) - 3.73 GPA
  - MBA (2011)
- 2011 World University Games Participant
  - Started three games and averaged 6.4 ppg and 4.3 rpg.
  - Team USA posted a 7-1 record (fifth-place finish)



# HOME SWEET HOME

## Home Winning Percentage Leaders Since the Beginning of 2006-07 Season (six seasons) (as of games played on Jan. 19)

|     | Team              | Wins      | Losses   | Percentage   |
|-----|-------------------|-----------|----------|--------------|
| 1.  | Kansas            | 99        | 4        | 96.12        |
| 2.  | Utah State        | 89        | 4        | 95.70        |
| 3.  | Duke              | 89        | 6        | 93.68        |
| 4.  | BYU               | 86        | 6        | 93.48        |
| 5.  | <b>NOTRE DAME</b> | <b>94</b> | <b>7</b> | <b>93.07</b> |
| 6.  | Ohio State        | 101       | 8        | 92.66        |
| 7.  | Memphis           | 100       | 8        | 92.59        |
| 8.  | Xavier            | 82        | 7        | 92.13        |
| 9.  | Purdue            | 87        | 8        | 91.58        |
| 10. | Michigan State    | 85        | 8        | 91.40        |
| 11. | Pittsburgh        | 94        | 9        | 91.26        |
| 12. | Wisconsin         | 89        | 9        | 90.82        |
| 13. | Texas             | 87        | 9        | 90.63        |
| 14. | North Carolina    | 85        | 9        | 90.43        |
| 15. | Missouri          | 90        | 11       | 89.11        |
| 16. | San Diego State   | 81        | 10       | 89.01        |
| 17. | Kent State        | 75        | 10       | 88.24        |
| 18. | Butler            | 76        | 11       | 87.36        |
| 19. | Creighton         | 87        | 13       | 87.00        |
| 20. | Oklahoma State    | 76        | 12       | 86.36        |

• Notre Dame saw its 29-game home win streak come to an end last Saturday versus Connecticut. The streak was the fourth-longest in the nation.

• The Fighting Irish concluded their 2010-11 home slate with a perfect 17-0 mark. It's the third undefeated season at Purcell Pavilion at the Joyce Center in the last five years and the fifth overall for Notre Dame since the building opened at the start of the 1968-69 campaign. The other perfect home seasons occurred in: 1973-74 (15-0), 1985-86 (15-0), 2006-07 (18-0) and 2007-08 (17-0).

• Notre Dame is the only BIG EAST team that did not lose at home in 2010-11.

• Over the course of the last five seasons, Notre Dame is the only school nationally to go undefeated at home in three seasons (Duke and Kansas have done it twice), while its 94-7 record at home for a .931 winning percentage is the fifth best among NCAA Division I schools. The Irish also own the best record among all BIG EAST teams in regular-season conference home games over the same time span with a sterling 41-6 record for an .872 winning percentage.

## BIG EAST Home Records in League Play Since the Beginning of 2006-07 Season (six seasons) (as of games played on Jan. 20)

|     | Team              | Wins      | Losses   | Percentage   |
|-----|-------------------|-----------|----------|--------------|
| 1.  | <b>NOTRE DAME</b> | <b>41</b> | <b>6</b> | <b>87.23</b> |
| 2.  | Louisville        | 39        | 8        | 82.98        |
| 3.  | Pittsburgh        | 38        | 8        | 82.61        |
| 4.  | West Virginia     | 37        | 10       | 78.72        |
| 5.  | Syracuse          | 36        | 12       | 75.00        |
|     | Marquette         | 36        | 12       | 75.00        |
| 7.  | Connecticut       | 35        | 12       | 74.47        |
| 8.  | Georgetown        | 33        | 14       | 70.21        |
| 9.  | Villanova         | 32        | 16       | 66.67        |
| 10. | Cincinnati        | 25        | 22       | 53.19        |
|     | St. John's        | 25        | 22       | 53.19        |
|     | Seton Hall        | 25        | 22       | 53.19        |
| 13. | Providence        | 23        | 24       | 48.94        |
| 14. | USF               | 19        | 29       | 39.58        |
| 15. | Rutgers           | 14        | 33       | 29.79        |
| 16. | DePaul            | 12        | 35       | 25.53        |

## IRISH ENJOYING SUCCESSFUL RUN IN LEAGUE PLAY

BIG EAST Records Since the Beginning of 2006-07 Season (six seasons)

(as of games played on Jan. 20)

|     | Overall           |            |            | BIG EAST    |        |                   |           |           |             |
|-----|-------------------|------------|------------|-------------|--------|-------------------|-----------|-----------|-------------|
|     | Wins              | Losses     | Percentage | Wins        | Losses | Percentage        |           |           |             |
| 1.  | Pittsburgh        | 150        | 46         | .765        | 1.     | Louisville        | 67        | 27        | .713        |
| 2.  | Syracuse          | 150        | 48         | .758        | 2.     | Pittsburgh        | 65        | 29        | .691        |
| 3.  | Louisville        | 141        | 53         | .727        | 3.     | Syracuse          | 64        | 31        | .674        |
| 4.  | West Virginia     | 142        | 56         | .717        | 4.     | <b>NOTRE DAME</b> | <b>60</b> | <b>34</b> | <b>.638</b> |
| 5.  | Georgetown        | 133        | 53         | .715        | 5.     | Georgetown        | 60        | 35        | .632        |
| 6.  | Connecticut       | 136        | 57         | .705        | 6.     | West Virginia     | 58        | 36        | .617        |
| 7.  | <b>NOTRE DAME</b> | <b>131</b> | <b>58</b>  | <b>.693</b> | 7.     | Marquette         | 57        | 37        | .606        |
| 8.  | Marquette         | 133        | 60         | .689        | 8.     | Villanova         | 55        | 40        | .579        |
| 9.  | Villanova         | 129        | 62         | .675        | 9.     | Connecticut       | 54        | 41        | .568        |
| 10. | Cincinnati        | 102        | 81         | .557        | 10.    | Cincinnati        | 41        | 53        | .436        |
| 11. | Seton Hall        | 94         | 81         | .537        | 11.    | St. John's        | 38        | 57        | .400        |
| 12. | Providence        | 91         | 86         | .514        |        | Seton Hall        | 38        | 57        | .400        |
| 13. | St. John's        | 89         | 90         | .497        | 13.    | Providence        | 33        | 61        | .351        |
| 14. | USF               | 74         | 103        | .418        | 14.    | USF               | 26        | 68        | .277        |
| 15. | Rutgers           | 73         | 102        | .417        | 15.    | Rutgers           | 21        | 73        | .223        |
| 16. | DePaul            | 65         | 112        | .367        | 16.    | DePaul            | 18        | 76        | .191        |

**Last Notre Dame Win/Loss Versus Ranked  
Opponent in Associated Press Poll**

|                     | <b>Date</b>     | <b>Opponent (Location)</b>  | <b>Score</b> |  |                 |                        |              |
|---------------------|-----------------|-----------------------------|--------------|--|-----------------|------------------------|--------------|
| Win vs. #1          | 2-1-87          | North Carolina (H)          | 60-58        | Win vs. #20  | 1-15-98         | West Virginia (A)      | 74-72        |
| Loss vs. #1         | 11-26-08        | (8) North Carolina (LC)!    | 87-102       | Loss vs. #20   | 1-12-09         | (12) Louisville (A)    | 73-87        |
| Win vs. #2          | 1-24-11         | (15) Pittsburgh (A)         | 56-51        | Win vs. #21  | 1-9-07          | (22) West Virginia (H) | 61-58        |
| Loss vs. #2         | 2-28-09         | Connecticut (A)             | 65-72        | <b>Loss vs. #21</b>  | <b>11-21-11</b> | <b>Missouri (KC)</b>   | <b>58-87</b> |
| Win vs. #3          | 3-3-90          | Missouri (H)                | 98-67        | <b>Win vs. #22</b>   | <b>12-27-11</b> | <b>Pittsburgh (H)</b>  | <b>72-59</b> |
| Loss vs. #3         | 1-27-10         | Villanova (A)               | 90-72        | Loss vs. #22   | 3-16-07         | Winthrop (SA)\$        | 64-74        |
| Win vs. #4          | 12-7-06         | Alabama (H)                 | 99-85        | Win vs. #23  | 12-3-06         | Maryland (VC)@         | 81-74        |
| Loss vs. #4         | 2-7-04          | Pittsburgh (H)              | 58-66        | Loss vs. #23   | 3-8-06          | Georgetown (MSG)*      | 63-67        |
| Win vs. #5          | 2-12-09         | Louisville (H)              | 90-57        | Win vs. #24  | NA              |                        |              |
| Loss vs. #5         | 1-1-11          | (15) Syracuse (A)           | 58-70        | Loss vs. #24   | 3-5-05          | Pittsburgh (H)         | 77-85        |
| Win vs. #6          | 11-25-08        | (8) Texas (LC)!             | 81-80        | Win vs. #25  | 3-10-11         | (4) Cincinnati (MSG)*  | 89-51        |
| Loss vs. #6         | 1-6-03          | (5) Pittsburgh (A)          | 55-72        | Loss vs. #25   | 3-13-08         | Marquette (MSG)*       | 79-89        |
| Win vs. #7          | 2-2-82          | San Francisco (H)           | 75-66        | <i>Event/Location Notes</i>  |                 |                        |              |
| Loss vs. #7         | 3-12-10         | West Virginia (MSG)*        | 51-53        | \$ - NCAA Tournament   |                 |                        |              |
| Win vs. #8          | 1-4-11          | (14) Connecticut (H)        | 73-70        | * - BIG EAST Tournament  |                 |                        |              |
| Loss vs. #8         | 1-17-09         | (12) Syracuse (A)           | 74-93        | ! - Maui Invitational  |                 |                        |              |
| Win vs. #9          | 12-29-10        | (15) Georgetown (H)         | 69-55        | ^ - SEC/BIG EAST Invitational  |                 |                        |              |
| Loss vs. #9         | 3-9-07          | (20) Georgetown (MSG)*      | 82-84        | @ - BB&T Classic   |                 |                        |              |
| Win vs. #10         | 2-21-01         | (18) Boston College (H)     | 76-75        | (H) - Home   |                 |                        |              |
| Loss vs. #10        | 1-2-10          | Connecticut (A)             | 70-82        | (A) - Away   |                 |                        |              |
| <b>Win vs. #11</b>  | <b>1-7-12</b>   | <b>Louisville (A) (2ot)</b> | <b>67-65</b> | (LC) - Lahaina Civic Center (Maui)   |                 |                        |              |
| Loss vs. #11        | 3-2-09          | Villanova (H)               | 60-77        | (MCI) - MCI Center (Washington, D.C.)  |                 |                        |              |
| Win vs. #12         | 2-24-10         | Pittsburgh (H)              | 68-53        | (MSG) - Madison Square Garden (New York, N.Y.)   |                 |                        |              |
| Loss vs. #12        | 3-4-03          | Syracuse (A)                | 88-92        | (KC) - Kansas City, Mo.  |                 |                        |              |
| Win vs. #13         | 12-2-02         | Marquette (H)               | 92-71        | (D) - Dayton, Ohio   |                 |                        |              |
| Loss vs. #13        | 2-28-08         | (17) Louisville (A)         | 85-90        | (BFC) - Big Four Classic (Indianapolis, Ind.)  |                 |                        |              |
| Win vs. #14         | 12-5-87         | Louisville (BFC)            | 69-54        | (FH) - Freedom Hall (Louisville, Ky.)  |                 |                        |              |
| Loss vs. #14        | 3-11-11         | (4) Louisville (MSG)* (ot)  | 77-83        | (PC) - Pepsi Center (Denver, Colo.)  |                 |                        |              |
| Win vs. #15         | 1-21-98         | Syracuse (H)                | 83-63        | (SA) - Spokane Arena (Spokane, Wash.)  |                 |                        |              |
| Loss vs. #15        | 2-7-09          | UCLA (A)                    | 63-89        | (VC) - Verizon Center (Washington, D.C.)   |                 |                        |              |
| Win vs. #16         | 3-5-11          | (8) Connecticut (A)         | 70-67        | (CC) - Crossroads Classic (Indianapolis, Ind.)   |                 |                        |              |
| Loss vs. #16        | 1-18-03         | (10) Kentucky (A)           | 73-88        | <i>Note - Number before opponent indicates Notre Dame's AP ranking<br/>at the time of the game</i> |                 |                        |              |
| Win vs. #17         | 3-7-70          | (15) Ohio U. (D)\$          | 112-82       | <b>Bold italics</b> indicates result from this season  |                 |                        |              |
| <b>Loss vs. #17</b> | <b>1-14-12</b>  | <b>Connecticut (H)</b>      | <b>53-67</b> |  |                 |                        |              |
| Win vs. #18         | 1-26-08         | Villanova (A)               | 90-80        |  |                 |                        |              |
| <b>Loss vs. #18</b> | <b>12-17-11</b> | <b>Indiana (CC)</b>         | <b>58-69</b> |  |                 |                        |              |
| Win vs. #19         | 2-28-11         | (8) Villanova (H)           | 93-72        |  |                 |                        |              |
| <b>Loss vs. #19</b> | <b>11-30-11</b> | <b>Gonzaga (A)</b>          | <b>53-73</b> |  |                 |                        |              |

# THE MIKE BREY FILE

2011 AP, Basketball Times & Henry Iba Coach of the Year

2007, 2008 & 2011 BIG EAST Coach of the Year

Third Longest Tenured Coach in BIG EAST

Record at Notre Dame: 249-128 (.660)

Overall Record: 348-180 (.659)

## WHAT HIS TEAMS HAVE DONE:

9 NCAA Tournament Appearances

14 Total Postseason Appearances (5 NIT)

3 BIG EAST Players of the Year

(Troy Murphy '01 / Luke Harangody '08 / Ben Hansbrough '11)

10 First-Team All-BIG EAST Honorees



## IRISH UNDER MIKE BREY:

### IN OVERTIME GAMES: 8-8

|                             |   |                |
|-----------------------------|---|----------------|
| at Georgetown (2/9/02)      | W | 116-111 (4 OT) |
| at Boston College (1/25/03) | W | 101-96         |
| vs. Georgetown (2/1/03)     | W | 93-92 (2OT)    |
| at Pittsburgh (1/4/06)      | L | 97-100 (2OT)   |
| vs. Georgetown (1/24/06)    | L | 82-85 (2OT)    |
| at Louisville (2/4/06)      | L | 86-89          |
| at Connecticut (2/21/06)    | L | 74-75          |
| at Michigan (3/20/06)       | L | 84-87 (2OT)    |
| vs. Providence (1/31/08)    | W | 81-74          |
| at Louisville (1/12/09)     | L | 73-87          |
| at Louisville (2/17/10)     | L | 89-91 (2OT)    |
| at Marquette (3/6/10)       | W | 63-60          |
| vs. Georgia (11/25/10)      | W | 89-83 (2OT)    |
| vs. Louisville (2/9/11)     | W | 89-79          |
| vs. Louisville (3/11/11)    | L | 77-83          |
| at Louisville (1/7/12)      | W | 67-65 (2OT)    |

### IN GAMES DECIDED BY...

|                   |                |
|-------------------|----------------|
| 1 point.....      | 12-11          |
| 2 points.....     | 7-11           |
| 3 points.....     | 16-16          |
| 4 points.....     | 4-7            |
| 5 points.....     | 7-7            |
| 6 points.....     | 12-6           |
| 7 points.....     | 17-9           |
| 8 points.....     | 6-10           |
| 9 points.....     | 8-4            |
| 10 points.....    | 13-6           |
| 11-15 points..... | 51-26          |
| 16-20 points..... | 28-11          |
| 21-30 points..... | 31-4           |
| 31-40 points..... | 26-0           |
| 41-50 points..... | 11-0           |
| 50+points.....    | 0-0            |
| <b>Total.....</b> | <b>249-128</b> |

### ON THE ROAD....

|               | Away          | Neutral       | Overall       |
|---------------|---------------|---------------|---------------|
| 2011-12       | 1-3           | 0-4           | 1-7           |
| 2010-11       | 5-4           | 5-3           | 10-7          |
| 2009-10       | 3-6           | 3-3           | 6-9           |
| 2008-09       | 3-8           | 3-4           | 6-12          |
| 2007-08       | 5-4           | 3-4           | 8-8           |
| 2006-07       | 3-5           | 3-3           | 6-8           |
| 2005-06       | 4-7           | 0-2           | 4-9           |
| 2004-05       | 4-6           | 0-1           | 4-7           |
| 2003-04       | 6-5           | 2-1           | 8-6           |
| 2002-03       | 4-5           | 6-3           | 10-8          |
| 2001-02       | 8-4           | 5-3           | 13-7          |
| 2000-01       | 6-4           | 2-2           | 8-6           |
| <b>Totals</b> | <b>52-61</b>  | <b>32-33</b>  | <b>84-94</b>  |
|               | <b>(.460)</b> | <b>(.492)</b> | <b>(.472)</b> |

### VS. RANKED OPPONENTS:

|                    |               |
|--------------------|---------------|
| 2011-12.....       | 2-4           |
| 2010-11.....       | 8-3           |
| 2009-10.....       | 4-4           |
| 2008-09.....       | 3-9           |
| 2007-08.....       | 2-6           |
| 2006-07.....       | 4-2           |
| 2005-06.....       | 1-7           |
| 2004-05.....       | 2-5           |
| 2003-04.....       | 2-8           |
| 2002-03.....       | 5-6           |
| 2001-02.....       | 3-6           |
| 2000-01.....       | 4-3           |
| <b>Totals.....</b> | <b>40-63</b>  |
|                    | <b>(.388)</b> |

## NOTRE DAME SEASON-BY-SEASON UNDER BREY:

|         | Overall               | BIG EAST (regular season)        |
|---------|-----------------------|----------------------------------|
| 2000-01 | 20-10                 | 11-5 (1st place-West Division)   |
| 2001-02 | 22-11                 | 10-6 (2nd place-West Division)   |
| 2002-03 | 24-10                 | 10-6 (t-3rd place-West Division) |
| 2003-04 | 19-13                 | 9-7 (7th place)                  |
| 2004-05 | 17-12                 | 9-7 (6th place)                  |
| 2005-06 | 16-14                 | 6-10 (t-11th place)              |
| 2006-07 | 24-8                  | 11-5 (4th place)                 |
| 2007-08 | 25-8                  | 14-4 (t-2nd place)               |
| 2008-09 | 21-15                 | 8-10 (t-9th place)               |
| 2009-10 | 23-12                 | 10-8 (t-7th place)               |
| 2010-11 | 27-7                  | 14-4 (2nd place)                 |
| 2011-12 | 11-8                  | 3-3                              |
|         | <b>249-128 (.660)</b> | <b>115-75 (.605)</b>             |

## MIKE BREY IN THE BIG EAST RANKINGS:

### BIG EAST Coaching Percentage

#### Regular Season and BIG EAST Tournament

|  | W-L            | Pct.        | Yrs.      | Tour.        | Pct.        |
|--|----------------|-------------|-----------|--------------|-------------|
| 1. <b>Jamie Dixon, Pittsburgh</b>            | <b>109-51</b>  | <b>.681</b> | <b>9</b>  | <b>11-7</b>  | <b>.611</b> |
| 2. John Thompson, Georgetown                 | 231-123        | .653        | 20        | 33-13        | .717        |
| 3. <b>Jim Boeheim, Syracuse</b>              | <b>391-211</b> | <b>.650</b> | <b>33</b> | <b>46-27</b> | <b>.630</b> |
| 4. <b>Jim Calhoun, Connecticut</b>           | <b>307-175</b> | <b>.637</b> | <b>26</b> | <b>33-18</b> | <b>.647</b> |
| 5. <b>Bob Huggins, West Virginia</b>         | <b>56-32</b>   | <b>.636</b> | <b>5</b>  | <b>7-3</b>   | <b>.700</b> |
| 6. Lou Carnesecca, St. John's                | 139-80         | .635        | 13        | 12-11        | .522        |
| 7. <b>Rick Pitino, Providence/Louisville</b> | <b>97-59</b>   | <b>.622</b> | <b>9</b>  | <b>7-7</b>   | <b>.500</b> |
| 8. <b>John Thompson III, Georgetown</b>      | <b>89-55</b>   | <b>.618</b> | <b>8</b>  | <b>11-6</b>  | <b>.647</b> |
| 9. Mike Jarvis, St. John's                   | 57-36          | .613        | 5         | 7-4          | .636        |
| 10. Tom Crean, Marquette                     | 34-22          | .607        | 3         | 3-3          | .500        |
| 11. <b>Buzz Williams, Marquette</b>          | <b>41-27</b>   | <b>.603</b> | <b>4</b>  | <b>5-3</b>   | <b>.625</b> |
| 12. Ben Howland, Pittsburgh                  | 43-29          | .597        | 4         | 8-3          | .727        |
| 13. <b>Mike Brey, Notre Dame</b>             | <b>122-86</b>  | <b>.587</b> | <b>12</b> | <b>7-11</b>  | <b>.388</b> |
| 14. Jay Wright, Villanova                    | 109-84         | .565        | 11        | 8-10         | .444        |
| 15. Steve Lavin, St. John's                  | 15-12          | .556        | 2         | 1-1          | .500        |

### BIG EAST Coaching Wins

#### Regular Season and BIG EAST Tournament

|   | W-L            | Pct.        | Yrs.      | Tour.        | Pct.        |
|---|----------------|-------------|-----------|--------------|-------------|
| 1. <b>Jim Boeheim, Syracuse</b>               | <b>391-211</b> | <b>.650</b> | <b>33</b> | <b>46-27</b> | <b>.630</b> |
| 2. <b>Jim Calhoun, Connecticut</b>            | <b>307-175</b> | <b>.637</b> | <b>26</b> | <b>33-18</b> | <b>.647</b> |
| 3. John Thompson, Georgetown                  | 231-123        | .653        | 20        | 33-13        | .717        |
| 4. Lou Carnesecca, St. John's                 | 139-80         | .635        | 13        | 12-11        | .522        |
| 5. Rollie Massimino, Villanova                | 123-92         | .572        | 12        | 13-12        | .520        |
| 6. <b>Mike Brey, Notre Dame</b>               | <b>122-86</b>  | <b>.587</b> | <b>12</b> | <b>7-11</b>  | <b>.388</b> |
| 7. <b>Jamie Dixon, Pittsburgh</b>             | <b>109-51</b>  | <b>.681</b> | <b>9</b>  | <b>11-7</b>  | <b>.611</b> |
| 8. <b>Jay Wright, Villanova</b>               | <b>109-84</b>  | <b>.565</b> | <b>11</b> | <b>8-10</b>  | <b>.444</b> |
| 9. Steve Lappas, Villanova                    | 97-79          | .551        | 9         | 10-8         | .556        |
| 10. <b>Rick Pitino, Providence/Louisville</b> | <b>97-59</b>   | <b>.622</b> | <b>9</b>  | <b>7-7</b>   | <b>.500</b> |

Bold indicates active BIG EAST head coach

## Notre Dame Highs and Lows Under Mike Brey

### Notre Dame – Team Game Highs (1st Half)

Points ..... 62 vs. Loyola-Chicago (11/22/00)  
 ..... 62 vs. Georgia Southern (11/12/10)\*  
 Field Goals Made ..... 24 vs. IPFW (11/10/06)\*  
 ..... 24 vs. Syracuse (1/30/07)  
 Field Goals Attempted ..... 43 vs. New Hampshire (11/16/01)\*  
 ..... 43 vs. Syracuse (1/30/07)  
 Field Goal Percentage ..... 75.0% (18-24) vs. West Virginia (1/9/10)\*  
 3 PT Field Goals Made ..... 14 vs. South Dakota (12/2/08)\*  
 3 PT Field Goals Attempted ..... 23 vs. South Dakota (12/2/08)\*  
 3 PT Field Goals Percentage ..85.7% (6-7) vs. West Virginia (1/9/10)\*  
 Free Throws Made ..... 18 vs. Liberty (11/22/09)\*  
 ..... 18 vs. Maine (11/22/10)\*  
 Free Throws Attempted ..... 24 vs. Liberty (11/22/09)\*  
 Free Throw Percentage..... 100.0% on 20 occasions  
 Total Rebounds..... 32 vs. Chicago State (11/17/10)\*  
 Offensive Rebounds ..... 15 vs. Savannah State (12/2/08)\*  
 Defensive Rebounds..... 24 vs. Northern Illinois (12/8/07)\*  
 Assists..... 19 vs. Canisius (12/19/00)\*  
 Steals..... 12 vs. New Hampshire (11/16/01)\*  
 Blocked Shots..... 13 vs. Belmont (11/17/02)\*  
 Turnovers..... 14 vs. Monmouth (11/16/07)  
 ..... 14 vs. St. John's (1/16/11)  
 Fouls..... 13 vs. St. John's (1/16/11)

### Notre Dame – Team Game Highs (2nd Half)

Points ..... 68 vs. Georgetown (4OT) (2/9/02)  
 Field Goals Made ..... 24 vs. Pittsburgh (1/4/06)  
 Field Goals Attempted ..... 63 vs. Georgetown (4OT) (2/9/02)  
 Field Goal Percentage..... 72.0% vs. Lafayette (11/14/06)  
 ..... 72.0% (18-25) vs. Pittsburgh (12/27/11)  
 3 PT Field Goals Made ..... 11 vs. St. John's (3/6/04)  
 ..... 11 vs. North Carolina (11/26/08)  
 3 PT Field Goals Attempted ..... 24 vs. Pittsburgh (1/4/06)  
 3 PT Field Goals Percentage . 75.0% (6-8) vs. Connecticut (2/21/05)  
 Free Throws Made ..... 27 vs. Seton Hall (2/18/06)  
 Free Throws Attempted ..... 32 vs. California (11/26/10)  
 Free Throw Percentage..... 100.0% on seven occasions  
 Total Rebounds..... 34 vs. Seton Hall (1/8/01)  
 Offensive Rebounds ..... 15 vs. Army (12/19/04)\*  
 Defensive Rebounds..... 25 vs. Sacred Heart (11/18/00)\*  
 Assists..... 16 vs. Army (12/19/04)\*  
 ..... 16 vs. Maine (11/22/10)\*  
 Steals..... 14 vs. New Hampshire (11/16/01)\*  
 Blocked Shots..... 6 on three occasions  
 Turnovers..... 13 vs. Niagara (12/21/05)\*  
 ..... 13 vs. Marquette (1/12/08)  
 Fouls..... 26 vs. Pittsburgh (1/4/06)

### Notre Dame – Team Game Highs (Total)

Points ..... 116 vs. Georgetown (4OT) (2/9/02)  
 Field Goals Made ..... 42 vs. Canisius (12/19/00)\*  
 Field Goals Attempted ..... 94 vs. Georgetown (4OT) (2/9/02)  
 Field Goal Percentage..... 66.7% (34-51) vs. Pittsburgh (1/30/02)\*  
 3 PT Field Goals Made ..... 20 vs. Villanova (2/28/11)\*#  
 3 PT Field Goals Attempted ..... 44 vs. Canisius (12/22/00)  
 3 PT Field Goals Percentage ..... 72.7% (16-22) vs. Loyola Chicago  
 (11/22/00)\*#  
 Free Throws Made ..... 33 vs. Seton Hall (2/18/06)  
 Free Throws Attempted ..... 45 vs. Columbia (12/23/05)\*  
 Free Throw Percentage..... 100% (5-5) vs. Illinois (3/22/03)  
 ..... 100% (19-19) vs. Villanova (1/8/05)\*#  
 Total Rebounds..... 64 vs. Georgetown (4OT) (2/9/02)  
 Offensive Rebounds ..... 24 vs. Seton Hall (1/8/01)  
 Defensive Rebounds..... 41 vs. Northern Illinois (12/8/07)\*  
 Assists..... 32 vs. Canisius (12/19/00)\*#  
 Steals..... 26 vs. New Hampshire (11/16/01)\*#  
 Blocked Shots..... 19 vs. Belmont (12/17/02)\*#  
 Turnovers..... 24 vs. Marquette (1/12/08)  
 Fouls..... 32 vs. Pittsburgh (1/4/06)

### Notre Dame – Team Game Lows (1st Half)

Points ..... 17 vs. Connecticut (3/3/10)\*  
 Field Goals Made ..... 4 vs. St. John's (1/16/11)  
 ..... 4 vs. Indiana (12/17/11)  
 Field Goals Attempted..... 14 vs. St. John's (1/16/11)  
 Field Goal Percentage..... 18.8% (6-32) vs. Connecticut (2/21/04)  
 3 PT Field Goals Made ..... 0 four occasions  
 3 PT Field Goals Attempted ..... 4 vs. St. Louis (11/28/09)  
 3 PT Field Goals Percentage ..... 0.0% on four occasions  
 Free Throws Made ..... 0 on ten occasions  
 Free Throws Attempted ..... 0 on seven occasions  
 Free Throw Percentage..... 0.0% on ten occasions  
 Total Rebounds..... 9 vs. UCF (12/6/09)\*  
 ..... 9 vs. Pittsburgh (3/11/10)  
 Offensive Rebounds ..... 0 vs. West Virginia (1/9/10)\*  
 Defensive Rebounds..... 6 vs. Louisville (2/17/10)  
 Assists..... 1 vs. Villanova (1/27/07)\*  
 Steals..... 0 on nine occasions  
 Blocked Shots..... 0 on 35 occasions  
 Turnovers..... 0 vs. DePaul (1/23/10)\*  
 Fouls..... 0 vs. Samford (12/30/04)\*

### Notre Dame – Team Game Lows (2nd Half)

Points ..... 18 vs. Pittsburgh (3/11/10)  
 Field Goals Made ..... 5 vs. West Virginia (1/9/10)\*  
 ..... 5 vs. Pittsburgh (3/11/10)  
 Field Goals Attempted..... 13 vs. Pittsburgh (3/11/10)  
 Field Goal Percentage..... 21.4% (6-28) vs. Harvard (11/19/04)\*  
 3 PT Field Goals Made ..... 0 on six occasions  
 3 PT Field Goals Attempted ..... 2 vs. Rutgers (2/6/11)\*  
 3 PT Field Goals Percentage ..... 0.0% on six occasions  
 Free Throws Made ..... 0 vs. Pittsburgh (1/12/04)  
 ..... 0 vs. Indiana (11/24/08)  
 ..... 0 vs. Old Dominion (3/18/10)  
 Free Throws Attempted ..... 0 vs. Indiana (11/24/08)  
 ..... 0 vs. Old Dominion (3/18/10)  
 Free Throw Percentage..... 0.0% on four occasions  
 Total Rebounds..... 7 vs. Rutgers (3/1/03)  
 Offensive Rebounds ..... 2 on six occasions  
 Defensive Rebounds..... 4 vs. Rutgers (3/1/03)  
 Assists..... 0 vs. Harvard (11/19/04)  
 Steals..... 0 on 12 occasions  
 Blocked Shots..... 0 on 31 occasions  
 Turnovers..... 0 vs. West Virginia (3/10/04)  
 ..... 0 vs. Cincinnati (3/10/11)  
 Fouls..... 3 on three occasions

### Notre Dame – Team Game Lows (Total)

Points ..... 41 vs. Washington State (3/22/08)  
 Field Goals Made ..... 13 vs. Rutgers (3/1/03)  
 ..... 13 vs. Washington State (3/22/08)  
 Field Goals Attempted ..... 34 vs. Pittsburgh (3/11/10)  
 Field Goal Percentage .... 24.5% (13-53) vs. Washington State (3/22/08)  
 3 PT Field Goals Made ..... 1 vs. Pittsburgh (2/3/01)  
 ..... 1 vs. California (11/26/10)  
 3 PT Field Goals Attempted ..... 8 vs. Pittsburgh (2/3/01)  
 3 PT Field Goals Percentage .... 5.0% (1-20) vs. California (11/26/10)  
 Free Throws Made ..... 1 vs. Connecticut (2/28/09)  
 Free Throws Attempted ..... 3 vs. Old Dominion (3/18/10)  
 Free Throw Percentage..... 20.0% (1-5) vs. Connecticut (2/28/09)  
 Total Rebounds..... 21 vs. Rutgers (3/1/03)  
 Offensive Rebounds ..... 3 vs. DePaul (12/14/02)\*  
 ..... 3 vs. Sam Houston State (11/16/11)\*  
 Defensive Rebounds ..... 14 vs. DePaul (12/11/04)\*  
 Assists..... 6 vs. Mississippi (3/18/01)  
 ..... 6 vs. Gonzaga (11/30/11)  
 Steals..... 1 on five occasions  
 Blocked Shots..... 0 on seven occasions  
 Turnovers..... 2 vs. DePaul (1/23/10)\*  
 Fouls..... 6 on three occasions

\* Indicates game played at the Purcell Pavilion, Notre Dame, Ind.  
 # Indicates school record

## Opponent Highs and Lows Under Mike Brey

### Opponent – Team Game Highs (1st Half)

|                            |                                    |
|----------------------------|------------------------------------|
| Points                     | 53, Arizona (3/27/03)              |
| Field Goals Made           | 23, Arizona (3/27/03)              |
| Field Goals Attempted      | 44, Georgetown (3/4/01)*           |
| Field Goal Percentage      | 63.3% (19-30), Missouri (11/21/11) |
| 3 PT Field Goals Made      | 9, Syracuse (1/11/06)*             |
|                            | 9, Lehigh (11/27/06)*              |
| 3 PT Field Goals Attempted | 19, Syracuse (1/11/06)*            |
| 3 PT Field Goal Percentage | 81.8% (9-11), Lehigh (11/26/06)*   |
| Free Throws Made           | 14, Sacred Heart (11/18/00)*       |
| Free Throws Attempted      | 19, Sacred Heart (11/18/00)*       |
| Free Throw Percentage      | 100.0%, on 28 occasions            |
| Total Rebounds             | 33, Connecticut (2/21/04)          |
| Offensive Rebounds         | 16, Northern Illinois (11/24/03)*  |
| Defensive Rebounds         | 21, on six occasions               |
| Assists                    | 15, Seton Hall (2/11/10)           |
| Steals                     | 9, Miami (Fla.) (2/23/02)          |
|                            | 9, Marquette (1/12/08)             |
| Blocked Shots              | 10, Connecticut (2/21/04)          |
| Turnovers                  | 16, Loyola (Chicago) (11/22/00)*   |
| Fouls                      | 16, on four occasions              |

### Opponent – Team Game Highs (2nd Half)

|                            |                                     |
|----------------------------|-------------------------------------|
| Points                     | 68, Georgetown (4 OT) (2/9/02)      |
| Field Goals Made           | 21, Syracuse (2/24/08)*             |
| Field Goals Attempted      | 49, Syracuse (2/24/08)*             |
| Field Goal Percentage      | 68.2% (15-22), American (12/21/03)* |
| 3 PT Field Goals Made      | 9, on three occasions               |
| 3 PT Field Goals Attempted | 22, Tennessee Tech (12/17/00)*      |
| 3 PT Field Goal Percentage | 100.0% (3-3), Seton Hall (2/5/03)   |
|                            | 100.0% (3-3), Indiana (12/17/11)    |
| Free Throws Made           | 24, Pittsburgh (2 OT) (1/4/06)      |
| Free Throws Attempted      | 39, Pittsburgh (2 OT) (1/4/06)      |
| Free Throw Percentage      | 100.0% on 11 occasions              |
| Total Rebounds             | 38, Georgetown (4 OT) (2/9/02)      |
| Offensive Rebounds         | 16, Syracuse (2/24/08)*             |
| Defensive Rebounds         | 27, Georgetown (4 OT) (2/9/02)      |
| Assists                    | 19, Pittsburgh (2 OT) (1/4/06)      |
| Steals                     | 9, on two occasions                 |
| Blocked Shots              | 11, Georgetown (4 OT) (2/9/02)      |
| Turnovers                  | 15, New Hampshire (11/16/01)*       |
| Fouls                      | 20, Seton Hall (2/18/06)            |
|                            | 20, Rutgers (2/6/11)                |

### Opponent – Team Game Highs (Total)

|                                     |                                     |
|-------------------------------------|-------------------------------------|
| Points                              | 111, Georgetown (4 OT) (2/9/02)     |
| Field Goals Made                    | 41, Syracuse (3/4/03)*              |
| Field Goals Attempted               | 82, Syracuse (2/24/08)*             |
| Field Goal Percentage               | 63.0% (29-46), American (12/21/03)* |
| 3 PT Field Goals Made               | 14, Texas (12/7/02)                 |
|                                     | 14, Lehigh (11/27/06)*              |
| 3 PT Field Goals Attempted          | 37, West Virginia (1/9/10)*         |
| 3 PT Field Goal Percentage          | 73.7% (14-19), Lehigh (11/27/06)*   |
| Free Throws Made                    | 35, Louisville (2OT) (2/17/10)      |
| Free Throws Attempted               | 46, Pittsburgh (2 OT) (1/4/06)      |
| Free Throw Percentage (min. 8 att.) | 100%, on four occasions             |
| Total Rebounds                      | 59, Connecticut (2/21/04)           |
| Offensive Rebounds                  | 27, Loyola (Chicago) (11/22/00)*    |
| Defensive Rebounds                  | 42, Connecticut (1/24/09)*          |
| Assists                             | 30, Pittsburgh (2 OT) (1/4/06)      |
| Steals                              | 13, Niagara (12/21/05)*             |
| Blocked Shots                       | 19, Connecticut (OT) (2/21/06)      |
| Turnovers                           | 30, New Hampshire (11/16/01)*       |
| Fouls                               | 31, Columbia (12/23/05)*            |

### Opponent – Team Game Lows (1st Half)

|                            |                                    |
|----------------------------|------------------------------------|
| Points                     | 5, California (11/26/10)           |
| Field Goals Made           | 2, California (11/26/10)           |
| Field Goals Attempted      | 18, Georgetown (2/27/10)           |
| Field Goal Percentage      | 8.0% (2-25), California (11/26/10) |
| 3 PT Field Goals Made      | 0, on 16 occasions                 |
| 3 PT Field Goals Attempted | 2, Georgetown (2/9/02)             |
| 3 PT Field Goal Percentage | 0.0%, on 16 occasions              |
| Free Throws Made           | 0, on 30 occasions                 |
| Free Throws Attempted      | 0, on 16 occasions                 |
| Free Throw Percentage      | 0.0%, on 30 occasions              |
| Total Rebounds             | 7, Georgetown (2/27/10)            |
|                            | 7, Maine (11/22/10)*               |
| Offensive Rebounds         | 0, Lafayette (11/14/06)            |
| Defensive Rebounds         | 5, on three occasions              |
| Assists                    | 1, California (11/26/10)           |
| Steals                     | 0, on 15 occasions                 |
| Blocked Shots              | 0, on 41 occasions                 |
| Turnovers                  | 1, on six occasions                |
| Fouls                      | 1, Pittsburgh (2/12/05)            |
|                            | 1, DePaul (12/31/08)               |
|                            | 1, West Virginia (3/12/10)         |

### Opponent – Team Game Lows (2nd Half)

|                            |                                   |
|----------------------------|-----------------------------------|
| Points                     | 8, Monmouth (11/16/07)            |
| Field Goals Made           | 3, Monmouth (11/16/07)            |
| Field Goals Attempted      | 19, Old Dominion (3/18/10)        |
| Field Goal Percentage      | 13.0% (3-23), Monmouth (11/16/07) |
| 3 PT Field Goals Made      | 0, on 12 occasions                |
| 3 PT Field Goals Attempted | 3, on eight occasions             |
| 3 PT Field Goal Percentage | 0.0% on 12 occasions              |
| Free Throws Made           | 0, on three occasions             |
| Free Throws Attempted      | 1, on three occasions             |
| Free Throw Percentage      | 0.0%, on three occasions          |
| Total Rebounds             | 6, Marquette (3/6/10)             |
| Offensive Rebounds         | 0, Kentucky (3/25/09)*            |
|                            | 0, Marquette (3/6/10)             |
| Defensive Rebounds         | 3, Virginia Tech (2/22/03)*       |
|                            | 3, Marquette (1/22/11)*           |
| Assists                    | 1, UAB (3/17/09)*                 |
|                            | 1, Pittsburgh (3/11/10)           |
| Steals                     | 0, on eight occasions             |
| Blocked Shots              | 0, on 31 occasions                |
| Turnovers                  | 0, West Virginia (3/10/04)        |
|                            | 0, Pittsburgh (1/31/09)           |
| Fouls                      | 4, on four occasions              |

### Opponent – Team Game Lows (Total)

|                            |   |
|----------------------------|---|
| Points                     | 33, Monmouth (11/16/07)                     |
| Field Goals Made           | 12, Bucknell (11/22/02)*                    |
| Field Goals Attempted      | 35, Rutgers (3/1/03)                        |
| Field Goal Percentage      | 21.1% (12-57), Bucknell (11/22/02)*         |
| 3 PT Field Goals Made      | 1, on seven occasions                       |
| 3 PT Field Goals Attempted | 7, Seton Hall (2/5/03)                      |
|                            | 7, Indiana (12/17/11)                       |
| 3 PT Field Goal Percentage | 5.9% (1-17), Cincinnati (11/24/00)          |
| Free Throws Made           | 0, Charleston Southern (11/26/04)*          |
| Free Throws Attempted      | 0, Charleston Southern (11/26/04)*          |
| Free Throw Percentage      | 0.0% (0-0), Charleston Southern (11/26/04)* |
| Total Rebounds             | 19, Winston-Salem St. (11/29/06)*           |
| Offensive Rebounds         | 3, Army (12/19/04)*                         |
|                            | 3, West Virginia (2/1/06)                   |
| Defensive Rebounds         | 12, Georgetown (2/27/10)                    |
|                            | 12, Marquette (1/22/11)*                    |
| Assists                    | 4, USF (1/10/12)*                           |
| Steals                     | 1, on five occasions                        |
| Blocked Shots              | 0, on 12 occasions                          |
| Turnovers                  | 3, Marquette (1/26/09)*                     |
|                            | 3, Connecticut (3/5/11)                     |
| Fouls                      | 7, Connecticut (1/24/09)*                   |
|                            | 7, Connecticut (2/28/09)                    |

\* - Indicates games played at Purcell Pavilion (Notre Dame, Ind.)

## Notre Dame Highs and Lows in a BIG EAST Game

### Notre Dame – BIG EAST Team Game Highs (1st Half)

|                             |   |
|-----------------------------|---|
| Points                      | 61 vs. Syracuse (1/30/07)                 |
| Field Goals Made            | 24 vs. Syracuse (1/30/07)                 |
| Field Goals Attempted       | 43 vs. Syracuse (1/30/07)                 |
| Field Goal Percentage       | 75.0% (18-24) vs. West Virginia (1/9/10)* |
| 3 PT Field Goals Made       | 11, on three occasions                    |
| 3 PT Field Goals Attempted  | 22 vs. Pittsburgh (1/31/09)               |
| 3 PT Field Goals Percentage | 85.7% (6-7) vs. West Virginia (1/9/10)*   |
| Free Throws Made            | 13 vs. Seton Hall (2/11/10)               |
| Free Throws Attempted       | 19 vs. Villanova (1/27/10)                |
| Free Throw Percentage       | 100.0% on 13 occasions                    |
| Total Rebounds              | 29 vs. Connecticut (1/5/08)               |
| Offensive Rebounds          | 14 vs. Providence (2/19/05)               |
| Defensive Rebounds          | 23 vs. Louisville (2/12/09)*              |
| Assists                     | 17 vs. West Virginia (1/9/10)*            |
| Steals                      | 7 on four occasions                       |
| Blocked Shots               | 7 vs. Connecticut (2/9/04)*               |
|                             | 7 vs. West Virginia (1/19/05)             |
| Turnovers                   | 14 vs. St. John's (1/16/11)               |
| Fouls                       | 13 vs. St. John's (1/16/11)               |

### Notre Dame – BIG EAST Team Game Highs (2nd Half)

|                             |                                       |
|-----------------------------|---------------------------------------|
| Points                      | 68 vs. Georgetown (4OT) (2/9/02)      |
| Field Goals Made            | 24 vs. Pittsburgh (1/4/06)            |
| Field Goals Attempted       | 63 vs. Georgetown (4OT) (2/9/02)      |
| Field Goal Percentage       | 72.0% vs. Pittsburgh (12/27/11)       |
| 3 PT Field Goals Made       | 11 vs. St. John's (3/6/04)            |
| 3 PT Field Goals Attempted  | 24 vs. Pittsburgh (1/4/06)            |
| 3 PT Field Goals Percentage | 71.4% (6-8) vs. Connecticut (2/21/05) |
| Free Throws Made            | 27 vs. Seton Hall (2/18/06)           |
| Free Throws Attempted       | 30 vs. Seton Hall (2/18/06)           |
|                             | 30 vs. Rutgers (2/6/11)*              |
| Free Throw Percentage       | 100.0% on three occasions             |
| Total Rebounds              | 34 vs. Seton Hall (1/8/01)            |
| Offensive Rebounds          | 18 vs. Seton Hall (1/8/01)            |
| Defensive Rebounds          | 27 vs. Georgetown (3/4/04)*           |
| Assists                     | 14 vs. Cincinnati (1/15/08)*          |
| Steals                      | 6 vs. Villanova (1/17/07)             |
| Blocked Shots               | 5 vs. Georgetown (2/27/10)            |
| Turnovers                   | 13 vs. Marquette (1/12/08)            |
| Fouls                       | 26 vs. Pittsburgh (1/4/06)            |

### Notre Dame – BIG EAST Team Game Highs (Total)

|                             |  |
|-----------------------------|--|
| Points                      | 116 vs. Georgetown (4OT) (2/9/02)        |
| Field Goals Made            | 41 vs. Georgetown (4OT) (2/9/02)         |
| Field Goals Attempted       | 94 vs. Georgetown (4OT) (2/9/02)         |
| Field Goal Percentage       | 66.7% (34-51) vs. Pittsburgh (1/30/02)*  |
| 3 PT Field Goals Made       | 20 vs. Villanova (2/28/11)*#             |
| 3 PT Field Goals Attempted  | 36 vs. Pittsburgh (1/4/06)               |
| 3 PT Field Goals Percentage | 62.5% (20-32) vs. Villanova (2/28/11)*   |
| Free Throws Made            | 34 vs. Cincinnati (1/15/08)*             |
| Free Throws Attempted       | 42 vs. Cincinnati (1/15/08)*             |
| Free Throw Percentage       | 100.0% (19-19) vs. Villanova (1/14/03)*# |
| Total Rebounds              | 64 vs. Georgetown (4OT) (2/9/02)         |
| Offensive Rebounds          | 24 vs. Seton Hall (1/8/01)               |
| Defensive Rebounds          | 35 vs. Louisville (2/12/09)*             |
| Assists                     | 25 vs. Cincinnati (2/4/10)*              |
| Steals                      | 10 on six occasions                      |
| Blocked Shots               | 9 vs. Connecticut (2/9/04)*              |
| Turnovers                   | 26 vs. Pittsburgh (2/8/00)               |
| Fouls                       | 32 vs. Pittsburgh (1/4/06)               |

\*Indicates game played at the Purcell Pavilion, Notre Dame, Ind.

#Indicates school record

### Notre Dame – BIG EAST Team Game Lows (1st Half)

|                             |  |
|-----------------------------|--|
| Points                      | 17 vs. Connecticut (3/3/10)*           |
| Field Goals Made            | 4 vs. St. John's (1/16/11)             |
| Field Goals Attempted       | 14 vs. St. John's (1/16/11)            |
| Field Goal Percentage       | 18.8% (6-32) vs. Connecticut (2/21/04) |
| 3 PT Field Goals Made       | 0 vs. West Virginia (1/7/04)           |
|                             | 0 vs. Connecticut (1/12/99)            |
| 3 PT Field Goals Attempted  | 5 on three occasions                   |
| 3 PT Field Goals Percentage | 8.3% (1-12) vs. Providence (1/21/03)   |
| Free Throws Made            | 0 on nine occasions                    |
| Free Throws Attempted       | 0 on seven occasions                   |
| Free Throw Percentage       | 0.0% on nine occasions                 |
| Total Rebounds              | 9 vs. Pittsburgh (3/11/10)             |
| Offensive Rebounds          | 0 on four occasions                    |
| Defensive Rebounds          | 6 vs. Louisville (2/17/10)             |
| Assists                     | 1 vs. Villanova (1/27/07)*             |
| Steals                      | 0 on eight occasions                   |
| Blocked Shots               | 0 on 20 occasions                      |
| Turnovers                   | 0 vs. DePaul (1/23/10)*                |
| Fouls                       | 2 on three occasions                   |

### Notre Dame – BIG EAST Team Game Lows (2nd Half)

|                             |  |
|-----------------------------|--|
| Points                      | 18 vs. Pittsburgh (3/11/10)              |
| Field Goals Made            | 5 vs. West Virginia (1/9/10)*            |
|                             | 5 vs. Pittsburgh (3/11/10)               |
| Field Goals Attempted       | 13 vs. Pittsburgh (3/11/10)*             |
| Field Goal Percentage       | 26.3% (5-19) vs. West Virginia (1/9/10)* |
| 3 PT Field Goals Made       | 0 on four occasions                      |
| 3 PT Field Goals Attempted  | 2 vs. Rutgers (2/6/11)*                  |
| 3 PT Field Goals Percentage | 0.0% on four occasions                   |
| Free Throws Made            | 0 vs. Pittsburgh (1/12/04)               |
| Free Throws Attempted       | 2 on four occasions                      |
| Free Throw Percentage       | 0.0% (0-2) vs. Pittsburgh (1/12/04)      |
| Total Rebounds              | 7 vs. Rutgers (3/1/03)                   |
| Offensive Rebounds          | 2 vs. Connecticut (3/3/10)*              |
|                             | 2 vs. St. John's (1/8/11)*               |
| Defensive Rebounds          | 4 vs. Rutgers (3/1/03)                   |
| Assists                     | 2 on three occasions                     |
| Steals                      | 0 on 10 occasions                        |
| Blocked Shots               | 0 on 20 occasions                        |
| Turnovers                   | 0 vs. West Virginia (3/10/04)            |
|                             | 0 vs. Cincinnati (3/10/11)               |
| Fouls                       | 3 vs. West Virginia (1/7/04)*            |
|                             | 3 vs. Pittsburgh (2/24/10)*              |

### Notre Dame – BIG EAST Team Game Lows (Total)

|                             |   |
|-----------------------------|---|
| Points                      | 48 vs. Georgetown (1/6/07)              |
| Field Goals Made            | 13 vs. Rutgers (3/1/03)                 |
| Field Goals Attempted       | 34 vs. Pittsburgh (3/11/10)             |
| Field Goal Percentage       | 29.7% (19-64) vs. Connecticut (2/21/04) |
| 3 PT Field Goals Made       | 0 vs. Connecticut (1/12/99)             |
| 3 PT Field Goals Attempted  | 6 vs. Seton Hall (2/6/99)               |
| 3 PT Field Goals Percentage | 10.5% vs. Rutgers (2/14/02)             |
| Free Throws Made            | 1 vs. Connecticut (2/28/09)             |
| Free Throws Attempted       | 4 vs. Pittsburgh (3/8/01)               |
|                             | 4 vs. Connecticut (1/24/09)*            |
| Free Throw Percentage       | 20.0% (1-5) vs. Connecticut (2/28/09)   |
| Total Rebounds              | 21 vs. Rutgers (3/1/03)                 |
| Offensive Rebounds          | 4 on three occasions                    |
| Defensive Rebounds          | 16 vs. Pittsburgh (1/24/11)             |
|                             | 16 vs. Connecticut (1/14/12)*           |
| Assists                     | 7 vs. Rutgers (3/1/03)                  |
|                             | 7 vs. Pittsburgh (3/8/01)               |
| Steals                      | 1 vs. Marquette (1/26/09)*              |
|                             | 1 vs. Cincinnati (2/4/09)               |
| Blocked Shots               | 0 on three occasions                    |
| Turnovers                   | 2 vs. DePaul (1/23/10)*                 |
| Fouls                       | 6 vs. West Virginia (1/7/04)*           |

\*Indicates game played at the Purcell Pavilion, Notre Dame, Ind.

#Indicates school record

## Opponent Highs and Lows in a BIG EAST Game

### Opponent – BIG EAST Team Game High (1st Half)

|                                  |                                      |
|----------------------------------|--------------------------------------|
| Points .....                     | 54, Connecticut (1/12/99)            |
| Field Goals Made .....           | 22, Syracuse (3/4/03)*               |
| Field Goals Attempted .....      | 44, Georgetown (3/4/01)*             |
| Field Goal Percentage.....       | 65.2% (15-23), Providence (2/21/96)* |
| 3 PT Field Goals Made .....      | 9 on three occasions                 |
| 3 PT Field Goals Attempted ..... | 19, West Virginia (2/2/00)*          |
| 3 PT Field Goals Percentage .... | 100.0% (5-5), Connecticut (2/8/97)*  |
| Free Throws Made .....           | 21, Connecticut (1/12/99)            |
| Free Throws Attempted .....      | 23, Connecticut (1/12/99)            |
| Free Throw Percentage.....       | 100.0% on 13 occasions               |
| Total Rebounds.....              | 33, Connecticut (2/21/04)            |
| Offensive Rebounds .....         | 14, Georgetown (3/8/03)              |
| Defensive Rebounds.....          | 21, on three occasions               |
| Assists.....                     | 15, Seton Hall (2/11/10)             |
| Steals.....                      | 9, Marquette (1/12/08)               |
| Blocked Shots.....               | 10, Connecticut (2/21/04)            |
| Turnovers.....                   | 14, Pittsburgh (1/6/03)              |
| Fouls.....                       | 15, Villanova (1/27/10)              |

### Opponent – BIG EAST Team Game High (2nd Half)

|                                  |                                      |
|----------------------------------|--------------------------------------|
| Points .....                     | 68, Georgetown (4OT) (2/9/02)        |
| Field Goals Made .....           | 23, Georgetown (4OT) (2/9/02)        |
| Field Goals Attempted .....      | 60, Georgetown (4OT) (2/9/02)        |
| Field Goal Percentage.....       | 66.7% (20-30), Pittsburgh (3/5/05)*  |
| 3 PT Field Goals Made .....      | 9, on three occasions                |
| 3 PT Field Goals Attempted ..... | 20, Miami (2/23/02)                  |
| 3 PT Field Goals Percentage ...  | 83.3% (5-6), Boston College (3/1/97) |
| Free Throws Made .....           | 24, Pittsburgh (1/4/06)              |
| Free Throws Attempted .....      | 39, Pittsburgh (1/4/06)              |
| Free Throw Percentage.....       | 100.0% on four occasions             |
| Total Rebounds.....              | 31, Syracuse (2/24/08)*              |
| Offensive Rebounds .....         | 16, Syracuse (2/24/08)*              |
| Defensive Rebounds.....          | 26, Connecticut (2/21/04)            |
| Assists.....                     | 19, Pittsburgh (1/4/06)              |
| Steals.....                      | 8, Marquette (1/12/08)               |
| Blocked Shots.....               | 11, Georgetown (4 OT) (2/9/02)       |
| Turnovers.....                   | 10, Rutgers (1/31/04)                |
| Fouls.....                       | 20, Seton Hall (2/18/06)             |
| .....                            | 20, Rutgers (2/6/11)*                |

### Opponent – BIG EAST Team Game High (Total)

|                                   |                                     |
|-----------------------------------|-------------------------------------|
| Points .....                      | 111, Georgetown (2/9/02)            |
| Field Goals Made .....            | 41, Syracuse (3/4/03)*              |
| Field Goals Attempted .....       | 87, Georgetown (1/7/97)             |
| Field Goal Percentage.....        | 56.5% (34-60), Syracuse (1/17/04)*  |
| 3 PT Field Goals Made .....       | 14, Syracuse (1/16/00)              |
| 3 PT Field Goals Attempted .....  | 37, West Virginia (1/9/10)*         |
| 3 PT Field Goals Percentage ..... | 71.4% (5-7), Seton Hall (2/5/03)    |
| Free Throws Made .....            | 35, Louisville (2OT) (2/10/10)      |
| Free Throws Attempted .....       | 46, Pittsburgh (1/4/06)             |
| Free Throw Percentage.....        | 100% (11-11), Connecticut (3/5/11)* |
| Total Rebounds.....               | 59, Connecticut (2/21/04)           |
| Offensive Rebounds .....          | 32, Georgetown (1/7/97)             |
| Defensive Rebounds.....           | 42, Connecticut (1/24/09)*          |
| Assists.....                      | 30, Pittsburgh (1/4/06)             |
| Steals.....                       | 24, Georgetown (2/10/99)*           |
| Blocked Shots.....                | 19, Connecticut (OT) (2/21/06)      |
| Turnovers.....                    | 23, Villanova (1/6/02)*             |
| Fouls.....                        | 33, West Virginia (2/11/97)*        |

### Opponent – BIG EAST Team Game Lows (1st Half)

|                                   |                             |
|-----------------------------------|-----------------------------|
| Points .....                      | 16, Georgetown (3/4/04)*    |
| Field Goals Made .....            | 6, Georgetown (2/16/05)*    |
| .....                             | 6, USF (2/12/11)            |
| Field Goals Attempted .....       | 18, Georgetown (2/27/10)    |
| Field Goal Percentage.....        | 20.0% (6-30), USF (2/12/11) |
| 3 PT Field Goals Made .....       | 0 on 12 occasions           |
| 3 PT Field Goals Attempted .....  | 2, Georgetown (2/1/03)*     |
| 3 PT Field Goals Percentage ..... | 0.0% on 12 occasions        |
| Free Throws Made .....            | 0 on 10 occasions           |
| Free Throws Attempted .....       | 0, on five occasions        |
| Free Throw Percentage.....        | 0.0% on 10 occasions        |
| Total Rebounds.....               | 7, Georgetown (2/27/10)     |
| Offensive Rebounds .....          | 0, Virginia Tech (1/20/04)  |
| Defensive Rebounds.....           | 5, Pittsburgh (2/24/10)*    |
| Assists.....                      | 2 on three occasions        |
| Steals.....                       | 0 on seven occasions        |
| Blocked Shots.....                | 0 on 15 occasions           |
| Turnovers.....                    | 1 on five occasions*        |
| Fouls.....                        | 1, DePaul (12/31/08)        |
| .....                             | 1, West Virginia (3/12/10)  |

### Opponent – BIG EAST Team Game Lows (2nd Half)

|                                   |                               |
|-----------------------------------|-------------------------------|
| Points .....                      | 16, Pittsburgh (3/11/10)*     |
| Field Goals Made .....            | 5, West Virginia (1/9/02)     |
| Field Goals Attempted .....       | 17, Boston College (1/9/96)   |
| Field Goal Percentage.....        | 22.7%, West Virginia (1/9/02) |
| 3 PT Field Goals Made .....       | 0, on three occasions         |
| 3 PT Field Goals Attempted .....  | 2, Connecticut (2/28/09)      |
| 3 PT Field Goals Percentage ..... | 0.0% on three occasions       |
| Free Throws Made .....            | 0, on four occasions          |
| Free Throws Attempted .....       | 0, Pittsburgh (1/29/97)       |
| Free Throw Percentage.....        | 0, St. John's (1/23/07)       |
| Total Rebounds.....               | 6, Marquette (3/6/10)         |
| Offensive Rebounds .....          | 0, Marquette (3/6/10)         |
| Defensive Rebounds.....           | 3, Virginia Tech (2/22/03)*   |
| .....                             | 3, Marquette (1/22/11)*       |
| Assists.....                      | 1, Pittsburgh (3/11/10)       |
| Steals.....                       | 0, on six occasions           |
| Blocked Shots.....                | 0, on 14 occasions            |
| Turnovers.....                    | 0, West Virginia (3/10/04)    |
| .....                             | 0, Pittsburgh (1/31/09)       |
| Fouls.....                        | 2, Connecticut (2/21/05)      |

### Opponent – BIG EAST Team Game Lows (Total)

|                                  |                                     |
|----------------------------------|-------------------------------------|
| Points .....                     | 45, Pittsburgh (3/11/10)*           |
| Field Goals Made .....           | 17 on four occasions                |
| Field Goals Attempted .....      | 40, Syracuse (2/5/05)               |
| Field Goal Percentage.....       | 28.1% (18-64), Georgetown (3/4/04)* |
| 3 PT Field Goals Made .....      | 1 on four occasions                 |
| 3 PT Field Goals Attempted ..... | 7, Seton Hall (2/5/03)              |
| 3 PT Field Goals Percentage ...  | 7.1% (1-14), Pittsburgh (12/27/11)* |
| Free Throws Made .....           | 1, DePaul (2/2/08)*                 |
| .....                            | 1, Rutgers (2/25/09)*               |
| Free Throws Attempted .....      | 3, Connecticut (2/12/00)*           |
| .....                            | 3, DePaul (2/2/08)*                 |
| Free Throw Percentage.....       | 20.0% (1-5), Rutgers (2/25/09)*     |
| Total Rebounds.....              | 20, Georgetown (2/27/10)            |
| Offensive Rebounds .....         | 4, West Virginia (2/18/03)          |
| Defensive Rebounds.....          | 12, Georgetown (2/27/10)            |
| .....                            | 12, Marquette (1/22/11)             |
| Assists.....                     | 4, USF (1/10/12)*                   |
| Steals.....                      | 1, Connecticut (3/11/04)            |
| Blocked Shots.....               | 0 on four occasions                 |
| Turnovers.....                   | 3, Marquette (1/26/09)*             |
| .....                            | 3, Connecticut (3/5/11)             |
| Fouls.....                       | 7, Connecticut (1/24/09)*           |
| .....                            | 7, Connecticut (2/28/09)            |

\* Indicates game played at the Purcell Pavilion, Notre Dame, Ind.

## The Last Time ...

### Notre Dame recorded a ...

30-Point win..... was on 12/19/11 - ND 106, Sacred Heart 65 (41 points)\*  
40-Point win..... was on 12/19/11 - ND 106, Sacred Heart 65 (41 points)\*  
50-Point win..... was on 12/28/06 - ND 101, Rider 51 (50 points)  
30-Point loss..... was on 1/7/99 - ND 62, Villanova 93 (31 points)\*

### Notre Dame shot ...

60% on FGs ..... was on 12/19/11 - 61.4% (35-57) vs. Sacred Heart (ND 106 - Sacred Heart 65)\*  
65% on FGs ..... was on 1/30/02 - 66.7% (34-51) vs. Pittsburgh (ND 89 - Pittsburgh 76)\*  
90% on FTs ..... was on 12/10/11 - 93.3% (14-15) vs. Dartmouth (ND 65 - Dartmouth 47)\*

### Notre Dame ...

Won 10 games in a row..... was from 11/24/07 thru 1/5/08 (10 straight)  
Won 15 games in a row..... was from 12/31/53 thru 3/9/54 (18 straight)  
Won 20 games in a row..... never  
Lost 5 games in a row..... was from 1/12/09 thru 2/7/09 (7 straight)  
Scored 100 points..... was on 12/19/11 (ND 106 - Sacred Heart 65)\*  
- Scored 100 points on the road ..... was on 2/21/09 (ND 103 - Providence 84)  
- Scored 100 points at a neutral site..... was on 3/12/78 (ND 100 - Houston 77) (NCAA First Round, Tulsa, OK)  
- Scored 100 points and lost..... was on 3/20/71 (ND 106 - Houston 119) (NCAA Regional Semi-finals at Wichita, KS)  
Allowed 100 points ..... was on 11/26/08 vs. North Carolina (ND 87 - North Carolina 102)  
Scored less than 50 points ..... was on 3/22/08 vs. Washington State (ND 41 - Washington State 61)  
Allowed less than 50 points ..... was on 1/10/12 vs. USF (ND 60 - USF 49)\*  
Played an Overtime Game..... was on 1/7/12 (2OT) vs. Louisville (ND 67 - Louisville 65)  
- Played in a Multi-Overtime Game..... was on 1/7/12 (2OT) vs. Louisville (ND 67 - Louisville 65)  
Won on a "last second" shot ..... was on 3/19/09 vs. New Mexico (ND 70 - New Mexico 68 - Tory Jackson layup at 00:02)\*  
Had 5 double figure scorers. was on 12/19/11 vs. Sacred Heart (ND 106 - Sacred Heart 65) Jack Cooley 19, Jerian Grant 15, Eric Atkins 13, Alex Dragicevich 12, Joey Brooks 12\*  
Had 6 double figure scorers..... was on 2/12/11 vs. USF (ND 78 - USF 55) Jack Cooley 18, Carleton Scott 13, Ben Hansbrough 12, Tim Abromaitis 12, Ty Nash 10, Scott Martin 10  
Had 7 double figure scorers ..... never  
Had two double-figure rebounders ..... was on 1/7/12 vs. Louisville (2OT) (ND 67 - Louisville 65) Scott Martin 12, Jack Cooley 10  
Had two players with double-doubles ..... was on 1/7/12 vs. Louisville (2OT) (ND 67 - Louisville 65) Jack Cooley (18 pts, 10 rebs), Scott Martin (11 pts, 12 rebs.)  
Had three players with double-doubles ..was on 11/17/10 vs. Chicago State (ND 102 - Chicago State 62) Tim Abromaitis (21 pts, 10 rebs), Carleton Scott (17 pts, 11 rebs), Tyrone Nash (11 pts, 10 rebs)\*  
Had two 30-point scorers ..... was on 2/28/11 vs. Villanova (ND 93 - Villanova 72) Ben Hansbrough - 30, Tim Abromaitis - 30\*  
Had two 20-point scorers ..... was on 12/8/11 vs. Maine (ND 87 - Maine 78) Eric Atkins - 26, Jack Cooley - 22\*  
Had three 20-point scorers ..... was on 3/8/07 vs. Syracuse (ND 89 - Syracuse 83) Russell Carter 24, Luke Harangody 20, Colin Falls 23  
Made 10 three-point field goals ..... was on 11/27/11 vs. Bryant - 11-25 (44.0%) (ND 84 - Bryant 59)\*  
Made 20 three-point field goals ..... was on 2/28/11 vs. Villanova - 20-32 (62.5%) (ND 93 - Villanova 72)\*  
Committed 10 turnovers or less ..... was on 1/14/12 - 8 turnovers vs. Connecticut (ND 53 - Connecticut 67)\*  
Committed 5 turnovers or less ..... was on 12/19/11 - 4 turnovers vs. Sacred Heart (ND 106 - Sacred Heart 65)\*  
Committed 25 turnovers ..... was on 2/8/00 - 26 turnovers vs. Villanova (ND 69 - Villanova 86)  
Forced 25 turnovers ..... was on 11/16/01 - 30 turnovers vs. New Hampshire (ND 95 - New Hampshire 53)

### An Irish player had ...

25+ points ..... was on 12/8/11 - Eric Atkins (26) vs. Maine (ND 87 - Maine 78)\*  
30+ points ..... was on 2/28/11 - Ben Hansbrough (30), Tim Abromaitis (30) vs. Villanova (ND 93 - Villanova 72)\*  
35+ points ..... was on 2/4/10 - Luke Harangody (37) vs. Cincinnati (ND 83 - Cincinnati 65)\*  
40+ points ..... was on 2/28/08 - Luke Harangody (40) vs. Louisville (ND 85 - Louisville 90)  
50+ points ..... never  
15 or more rebounds ..... was on 11/18/11 - Jack Cooley (17) vs. Delaware State (ND 93 - Delaware State 69)\*  
20 rebounds ..... was on 3/22/08 - Luke Harangody (22) vs. Washington State (ND 41 - Washington State 61)  
a "double-double" ..... was on 1/10/12 - Scott Martin (15 pts., 13 rebs.) vs. USF (ND 60 - USF 49)\*  
a "triple-double" ..... was on 11/16/01 - Chris Thomas (24 pts, 11 ast, 11 steals) vs. New Hampshire (ND 99 - New Hampshire 53)\*  
20 points and 10 rebounds ..... was on 12/8/11 - Jack Cooley (22 pts., 14 rebs.) vs. Maine (ND 87 - Maine 78)\*  
20 points and 20 rebounds ..... was on 1/8/01 - Troy Murphy (25 pts, 20 rebs) vs. Seton Hall (ND 76 - Seton Hall 78)  
10 assists ..... was on 2/28/11 - Ben Hansbrough (10) vs. Villanova (ND 93 - Villanova 72)\*  
10 blocks ..... was on 11/17/02 - Jordan Cornette (11) vs. Belmont (ND 76 - Belmont 48)\*#  
10 steals ..... was on 11/16/01 - Chris Thomas (11) vs. New Hampshire (ND 99, New Hampshire 53)\*#

### An opposing player had ...

25+ points ..... was on 12/8/11 - Gerald McLemore (27), Maine (ND 87 - Maine 78)\*  
30+ points ..... was on 12/4/11 - Terrell Stoglin (31), Maryland (ND 71 - Maryland 78)  
35+ points ..... was on 2/23/11 - Marshon Brooks (52), Providence (ND 94 - Providence 93)  
40+ points ..... was on 2/23/11 - Marshon Brooks (52), Providence (ND 94 - Providence 93)  
50+ points ..... was on 2/23/11 - Marshon Brooks (52), Providence (ND 94 - Providence 93)  
15 rebounds ..... was on 11/30/11 - Elias Harris (15), Gonzaga (ND 53 - Gonzaga 73)  
20 rebounds ..... was on 1/31/09 - DeJuan Blair (22), Pittsburgh (ND 80 - Pittsburgh 93)  
a "double-double" ..... was on 1/14/12 - Andre Drummond (10 pts., 13 rebs.), Connecticut (ND 53 - Connecticut 67)\*  
a "triple-double" ..... was on 2/21/06 - Marcus Williams (18 pts, 10 rebs, 13 asts) Connecticut (ND 74 - Connecticut 75 - OT)  
20 points and 10 rebounds ..... was on 1/2/10 - Stanley Robinson (22 pts., 16 rebs.), Connecticut (ND 70 - Connecticut 82)  
20 points and 20 rebounds ..... was on 1/31/09 - DeJuan Blair (23 pts., 22 rebs.), Pittsburgh (ND 80 - Pittsburgh 93)  
10 assists ..... was on 2/11/10 - Eugene Harvey (10), Seton Hall (ND 87 - Seton Hall 90)  
10 blocks ..... was on 1/5/08 - Hasheem Thabeet (10), Connecticut (ND 73 - Connecticut 67)\*  
10 steals ..... was on 1/29/89 - Mark Macon (11), Temple (ND 64 - Temple 60)\*

\*indicates Notre Dame home game; #school record; @Purcell Pavilion record



## The Last Time in a BIG EAST Game ...

### Notre Dame Recorded a ...

30-Point win ..... was on 3/10/11 - ND 89, Cincinnati 51 (38 points)  
 40-Point win ..... never  
 50-Point win ..... never  
 30-Point loss ..... was on 1/7/99 - ND 62, Villanova 93 (31 points)

### Notre Dame Shot ...

60% on FGs ..... was on 1/6/01 - 60.8% (31-51) vs. Rutgers (ND 87 - Rutgers 80)\*  
 65% on FGs ..... was on 1/30/02 - 66.7% (34-51) vs. Pittsburgh (ND 89 - Pittsburgh 76)\*  
 90% on FTs ..... was on 1/30/10 - 90.0% (9-10) vs. Rutgers (ND 73 - Rutgers 74)

### Notre Dame ...

Won 5 BIG EAST games in a row ..... was from 2/23/11 thru 3/11/11 (5 straight)  
 Won 10 BIG EAST games in a row ..... never  
 Lost 5 BIG EAST games in a row ..... was from 1/12/09 thru 2/4/09 - (6 straight)  
 Scored 100 points ..... was on 2/21/09 (ND 103 - Providence 84)  
     - Scored 100 points on the road ..... was on 2/21/09 (ND 103 - Providence 84)  
     - Scored 100 points on the neutral site ..... never  
     - Scored 100 points and lost ..... never  
 Allowed 100 points ..... was on 1/17/07 vs. Villanova (ND 87 - Villanova 102)  
 Scored less than 50 points ..... was on 1/6/07 vs. Georgetown (ND 48 - Georgetown 66)  
 Allowed less than 50 points ..... was on 1/10/12 vs. USF (ND 60 - USF 49)\*  
 Played an Overtime Game ..... was on 1/7/12 (2OT) vs. Louisville (ND 67 - Louisville 65)  
     - Played in a Multi-Overtime Game ..... was on 1/7/12 (2OT) vs. Louisville (ND 67 - Louisville 65)  
 Won on a "last second" shot ..... was on 2/9/03 vs. Pittsburgh (ND 66 - Pittsburgh 64 - Torin Francis layup at 00:00.6)\*  
 Had 5 double figure scorers ..... was on 3/11/11 vs. Louisville (OT) (ND 77 - Louisville 83) Scott Martin 21, Tim Abromaitis 16, Ben Hansbrough 13, Ty Nash 13, Carleton Scott 10  
 Had 6 double figure scorers ..... was on 2/12/11 vs. USF (ND 78 - USF 55) Jack Cooley 18, Carleton Scott 13, Ben Hansbrough 12, Tim Abromaitis 12, Ty Nash 10, Scott Martin 10  
 Had 7 double figure scorers ..... never  
 Had two double-figure rebounders ..... was on 1/7/12 vs. Louisville (2OT) (ND 67 - Louisville 65) Scott Martin 12, Jack Cooley 10  
 Had two players with double-doubles ..... was on 1/7/12 vs. Louisville (2OT) (ND 67 - Louisville 65) Jack Cooley (18 pts, 10 rebs), Scott Martin (11 pts, 12 rebs.)  
 Had three players with double-doubles ... was on 1/23/10 vs. DePaul (ND 87 - DePaul 77) Luke Harangody (24 pts, 11 rebs), Ben Hansbrough (15 pts, 10 rebs), Tyrone Nash (13 pts, 10 rebs)\*  
 Had four players with double-doubles ..... was on 2/9/02 vs. Georgetown (Notre Dame 116, Georgetown 111 - 4OT) - Matt Carroll (30 pts, 10 rebs, Ryan Humphrey (23 pts, 14 rebs), Chris Thomas (22 pts, 12 asts.), Harold Swanagan (11 pts, 10 reb.)  
 Had two 30-point scorers ..... was on 2/28/11 vs. Villanova (ND 93 - Villanova 72) Ben Hansbrough - 30, Tim Abromaitis - 30\*  
 Had two 20-point scorers ..... was on 2/28/11 vs. Villanova (ND 93 - Villanova 72) Ben Hansbrough - 30, Tim Abromaitis - 30\*  
 Had three 20-point scorers ..... was on 3/8/07 vs. Syracuse (ND 89 - Syracuse 83) - Russell Carter 24, Luke Harangody 20, Colin Falls 23  
 Made 10 three-point field goals ..... was on 2/28/11 vs. Villanova - 20-32 (62.5%) (ND 93 - Villanova 72)\*  
 Made 20 three-point field goals ..... was on 2/28/11 vs. Villanova - 20-32 (62.5%) (ND 93 - Villanova 72)\*  
 Committed 10 turnovers or less ..... was on 1/14/12 - 8 turnovers vs. Connecticut (ND 53 - Connecticut 67)\*  
 Committed 5 turnovers or less ..... was on 3/10/11 - 5 turnovers vs. Cincinnati (ND 89 - Cincinnati 51)  
 Committed 25 turnovers ..... was on 2/8/00 - 26 turnovers vs. Villanova (ND 69 - Villanova 86)  
 Forced 25 turnovers ..... never

### An Irish player had ...

25+ points ..... was on 2/28/11 - Ben Hansbrough (30), Tim Abromaitis (30) vs. Villanova (ND 93 - Villanova 72)\*  
 30+ points ..... was on 2/28/11 - Ben Hansbrough (30), Tim Abromaitis (30) vs. Villanova (ND 93 - Villanova 72)\*  
 35+ points ..... was on 2/4/10 - Luke Harangody (37) vs. Cincinnati (ND 83 - Cincinnati 65)\*  
 40+ points ..... was on 2/28/08 - Luke Harangody (40) vs. Louisville (ND 85 - Louisville 90)  
 50+ points ..... never  
 15 or more rebounds ..... was on 2/7/10 - Luke Harangody (15) vs. USF (ND 65 - USF 62)\*  
 20 rebounds ..... was on 1/8/01 - Troy Murphy (20) vs. Seton Hall (ND 76 - Seton Hall 78)  
 a "double-double" ..... was on 1/10/12 - Scott Martin (15 pts., 13 rebs.) vs. USF (ND 60 - USF 49)\*  
 a "triple-double" ..... never  
 20 points and 10 rebounds ..... was on 2/4/10 - Luke Harangody (37 pts., 14 rebs.) vs. Cincinnati (ND 83 - Cincinnati 65)\*  
 20 points and 10 rebounds ..... was on 3/10/10 - Luke Harangody (20 pts., 10 rebs.) vs. Seton Hall (ND 68 - Seton Hall 56)  
 10 assists ..... was on 2/28/11 - Ben Hansbrough (10) vs. Villanova (ND 93 - Villanova 72)\*  
 10 blocks ..... never  
 10 steals ..... never

### An opposing player had ...

25+ points ..... was on 3/5/11 - Kemba Walker (34), Connecticut (ND 70 - Providence 67)  
 30+ points ..... was on 3/5/11 - Kemba Walker (34), Connecticut (ND 70 - Providence 67)  
 35+ points ..... was on 2/23/11 - Marshon Brooks (52), Providence (ND 94 - Providence 93)  
 40+ points ..... was on 2/23/11 - Marshon Brooks (52), Providence (ND 94 - Providence 93)  
 50+ points ..... was on 2/23/11 - Marshon Brooks (52), Providence (ND 94 - Providence 93)  
 15 rebounds ..... was on 1/2/10 - Stanley Robinson (16), Connecticut (ND 70 - Connecticut 82)  
 20 rebounds ..... was on 1/31/09 - DeJuan Blair (22), Pittsburgh (ND 80 - Pittsburgh 93)  
 a "double-double" ..... was on 1/14/12 - Andre Drummond (10 pts., 13 rebs.), Connecticut (ND 53 - Connecticut 67)\*  
 a "triple-double" ..... was on 2/21/06 - Marcus Williams (18 pts, 10 rebs, 13 asts), Connecticut (ND 74 - Connecticut 75 - OT)  
 20 points and 10 rebounds ..... was on 1/2/10 - Stanley Robinson (22 pts., 16 rebs.), Connecticut (ND 70 - Connecticut 82)  
 20 points and 20 rebounds ..... was on 1/31/09 - DeJuan Blair (23 pts., 22 rebs.), Pittsburgh (ND 80 - Pittsburgh 93)  
 10 assists ..... was on 2/11/10 - Eugene Harvey (10), Seton Hall (ND 87 - Seton Hall 90)  
 10 blocks ..... was on 1/5/08 - Hasheem Thabeet (10), Connecticut (ND 73 - Connecticut 67)\*  
 10 steals ..... never

Note: Notre Dame began playing as a member of the BIG EAST Conference in 1995-96.

\* indicates Notre Dame home game; @ indicates Purcell Pavilion record; # indicates school record



# 0 Eric Atkins

Sophomore • Guard  
6-1 • 182  
Columbia, Md. • Mount Saint Joseph

### Career Games With:

|                            |     |
|----------------------------|-----|
| Double Figure Points ..... | 19  |
| 20-Plus Points.....        | 3   |
| 30-Plus Points.....        | N/A |
| 10-Plus Rebounds.....      | N/A |
| 10-Plus Assists .....      | N/A |
| Double-Double .....        | N/A |

### 2011-12 Honors, Awards & Accomplishments

- Named co-captain prior to start of BIG EAST play
- Reached double-figure points in 12 games this season, three times eclipsing 20 points
- Set career highs in points (27) and FT's (12) in opener against Mississippi Valley State (11/12/11)
- Missed Sam Houston State (11/16/11) and Delaware State (11/18/11) games with illness, the first missed games of Irish career
- Dished out career high nine assists against Bryant (11/27/11)
- Career highs in FG's (9) and 3FG's (5) against Maine (12/8/11)
- Grabbed career high 8 rebounds over a career best 50 minutes of play in 2OT win over Louisville (1/7/12)

## Season and Career Bests

|                 |                           |                 |                            |
|-----------------|---------------------------|-----------------|----------------------------|
| <b>Points</b>   |                           | <b>FG's</b>     |                            |
| Season          | 27 (vs. MVSU 11/12/11)    | Season          | 9 (vs. Maine 12/8/11)      |
| Career          | 27 (vs. MVSU 11/12/11)    | Career          | 9 (vs. Maine 12/8/11)      |
| <b>Rebounds</b> |                           | <b>3PT FG's</b> |                            |
| Season          | 8 (vs. Louisville 1/7/12) | Season          | 5 (vs. Maine 12/8/11)      |
| Career          | 8 (vs. Louisville 1/7/12) | Career          | 5 (vs. Maine 12/8/11)      |
| <b>Assists</b>  |                           | <b>FT's</b>     |                            |
| Season          | 9 (on two occasions)      | Season          | 12 (vs. MVSU 11/12/11)     |
| Career          | 9 (on two occasions)      | Career          | 12 (vs. MVSU 11/12/11)     |
| <b>Steals</b>   |                           | <b>Minutes</b>  |                            |
| Season          | 3 (on two occasions)      | Season          | 50 (vs. Louisville 1/7/12) |
| Career          | 3 (on four occasions)     | Career          | 50 (vs. Louisville 1/7/12) |
| <b>Blocks</b>   |                           |                 |                            |
| Season          | --                        |                 |                            |
| Career          | 1 (vs. Maine 11/22/10)    |                 |                            |

## Game-By-Game Stats

|                          | Start | FG-A | 3P-A | FT-A  | Reb | PF | TP | A | TO | BK | S | Min           |
|--------------------------|-------|------|------|-------|-----|----|----|---|----|----|---|---------------|
| Mississippi Valley State | *     | 6-7  | 3-3  | 12-12 | 4   | 3  | 27 | 6 | 4  | 0  | 1 | 37            |
| Detroit                  | *     | 4-9  | 0-2  | 5-8   | 2   | 1  | 13 | 4 | 3  | 0  | 0 | 39            |
| Sam Houston State        |       |      |      |       |     |    |    |   |    |    |   | DNP - illness |
| Delaware State           |       |      |      |       |     |    |    |   |    |    |   | DNP - illness |
| Missouri                 | *     | 2-8  | 1-1  | 2-2   | 1   | 3  | 7  | 1 | 3  | 0  | 0 | 32            |
| Georgia                  | *     | 4-8  | 1-1  | 3-4   | 2   | 3  | 12 | 1 | 4  | 0  | 2 | 38            |
| Bryant                   | *     | 5-10 | 3-4  | 5-7   | 4   | 0  | 18 | 9 | 2  | 0  | 2 | 36            |
| Gonzaga                  | *     | 2-9  | 0-3  | 2-2   | 3   | 2  | 6  | 1 | 6  | 0  | 3 | 31            |
| Maryland                 | *     | 5-16 | 3-7  | 3-4   | 2   | 3  | 16 | 2 | 1  | 0  | 0 | 40            |
| Maine                    | *     | 9-15 | 5-7  | 3-4   | 2   | 0  | 26 | 6 | 1  | 0  | 0 | 40            |
| Dartmouth                | *     | 0-8  | 0-3  | 0-0   | 4   | 1  | 0  | 3 | 1  | 0  | 1 | 33            |
| Indiana                  | *     | 5-12 | 0-0  | 5-6   | 2   | 1  | 15 | 2 | 2  | 0  | 3 | 40-           |
| Sacred Heart             | *     | 4-7  | 1-3  | 4-6   | 4   | 1  | 13 | 9 | 0  | 0  | 2 | 29            |
| Pittsburgh               | *     | 5-8  | 0-1  | 5-7   | 5   | 2  | 15 | 4 | 0  | 0  | 2 | 40            |
| Cincinnati               | *     | 3-10 | 2-5  | 0-0   | 3   | 1  | 8  | 2 | 2  | 0  | 2 | 40-           |
| Louisville               | *     | 4-16 | 1-7  | 6-8   | 8   | 3  | 15 | 1 | 3  | 0  | 0 | 50            |
| South Florida            | *     | 0-2  | 0-0  | 0-1   | 1   | 2  | 0  | 3 | 3  | 0  | 2 | 39            |
| Connecticut              | *     | 8-15 | 4-7  | 0-1   | 3   | 2  | 20 | 2 | 2  | 0  | 0 | 40-           |
| Rutgers                  | *     | 4-14 | 3-7  | 4-6   | 2   | 0  | 15 | 5 | 2  | 0  | 1 | 40            |
| Syracuse                 |       |      |      |       |     |    |    |   |    |    |   |               |
| Seton Hall               |       |      |      |       |     |    |    |   |    |    |   |               |
| Connecticut              |       |      |      |       |     |    |    |   |    |    |   |               |
| Marquette                |       |      |      |       |     |    |    |   |    |    |   |               |
| West Virginia            |       |      |      |       |     |    |    |   |    |    |   |               |
| DePaul                   |       |      |      |       |     |    |    |   |    |    |   |               |
| Rutgers                  |       |      |      |       |     |    |    |   |    |    |   |               |
| Villanova                |       |      |      |       |     |    |    |   |    |    |   |               |
| West Virginia            |       |      |      |       |     |    |    |   |    |    |   |               |
| St. John's               |       |      |      |       |     |    |    |   |    |    |   |               |
| Georgetown               |       |      |      |       |     |    |    |   |    |    |   |               |
| Providence               |       |      |      |       |     |    |    |   |    |    |   |               |

### Career Stats vs. The BIG EAST

| Opponent      | GP-GS | Min. | FG-A  | 3PT-A | FT-A | Reb.  | A  | PF | B | S | Pts.    |
|---------------|-------|------|-------|-------|------|-------|----|----|---|---|---------|
| Cincinnati    | 3-2   | 94   | 6-18  | 3-7   | 6-6  | 8/2.7 | 8  | 5  | 0 | 2 | 23/7.7  |
| Connecticut   | 3-2   | 100  | 12-27 | 6-13  | 3-8  | 4/1.3 | 10 | 5  | 0 | 4 | 33/8.3  |
| DePaul        | 1-0   | 21   | 2-3   | 1-2   | 1-1  | 2/2.0 | 3  | 0  | 0 | 0 | 6/6.0   |
| Georgetown    | 1-0   | 19   | 0-2   | 0-1   | 0-0  | 1/1.0 | 2  | 4  | 0 | 0 | 0/0.0   |
| Louisville    | 3-1   | 89   | 5-20  | 1-8   | 6-8  | 9/3.0 | 8  | 7  | 0 | 2 | 17/5.7  |
| Marquette     | 2-1   | 57   | 9-15  | 3-8   | 6-7  | 1/0.5 | 4  | 4  | 0 | 3 | 27/13.5 |
| Pittsburgh    | 2-1   | 62   | 6-9   | 0-1   | 5-7  | 5/2.5 | 5  | 2  | 0 | 3 | 17/8.5  |
| Providence    | 1-0   | 17   | 0-0   | 0-0   | 3-4  | 1/1.0 | 0  | 2  | 0 | 0 | 3/3.0   |
| Rutgers       | 2-1   | 63   | 6-18  | 3-7   | 5-8  | 4/2.0 | 11 | 3  | 0 | 3 | 20/10.0 |
| St. John's    | 2-2   | 77   | 3-8   | 2-5   | 8-10 | 1/0.5 | 11 | 6  | 0 | 3 | 16/8.0  |
| Seton Hall    | 1-0   | 16   | 0-1   | 0-0   | 0-0  | 0/0.0 | 1  | 2  | 0 | 0 | 0/0.0   |
| USF           | 2-1   | 56   | 0-6   | 0-1   | 0-1  | 1/0.5 | 10 | 2  | 0 | 3 | 0/0.0   |
| Syracuse      | 1-0   | 16   | 1-5   | 1-3   | 0-0  | 1/1.0 | 2  | 2  | 0 | 2 | 3/3.0   |
| Villanova     | 1-0   | 19   | 1-1   | 1-1   | 2-3  | 0/0.0 | 1  | 2  | 0 | 0 | 5/5.0   |
| West Virginia | 1-0   | 21   | 0-2   | 0-0   | 0-0  | 1/1.0 | 3  | 3  | 0 | 0 | 0/0.0   |

## Career Statistics

| Season       | GP-GS        | Min         | Avg         | FG-A           | Pct         | 3FG-A         | Pct         | FT-A           | Pct         | O-D-TOT          | Avg        | PF-FO       | Ast        | TO        | Blk      | Stl       | Pts        | Avg        |
|--------------|--------------|-------------|-------------|----------------|-------------|---------------|-------------|----------------|-------------|------------------|------------|-------------|------------|-----------|----------|-----------|------------|------------|
| 2010-11      | 34-6         | 863         | 25.4        | 61-150         | .407        | 23-66         | .348        | 53-76          | .697        | 16-46-62         | 1.8        | 60-0        | 110        | 43        | 1        | 21        | 198        | 5.8        |
| 2011-12      | 17-17        | 644         | 37.9        | 70-174         | .402        | 27-61         | .443        | 59-78          | .756        | 14-38-52         | 3.1        | 28-0        | 61         | 39        | 0        | 21        | 226        | 13.3       |
| <b>TOTAL</b> | <b>51-23</b> | <b>1507</b> | <b>29.5</b> | <b>131-324</b> | <b>.404</b> | <b>50-127</b> | <b>.394</b> | <b>112-154</b> | <b>.727</b> | <b>30-84-114</b> | <b>2.2</b> | <b>88-0</b> | <b>171</b> | <b>82</b> | <b>1</b> | <b>42</b> | <b>424</b> | <b>8.3</b> |

## Career BIG EAST Statistics

| Season       | GP-GS        | Min        | Avg         | FG-A          | Pct         | 3FG-A        | Pct         | FT-A         | Pct         | O-D-TOT         | Avg        | PF-FO       | Ast       | TO        | Blk      | Stl       | Pts        | Avg        |
|--------------|--------------|------------|-------------|---------------|-------------|--------------|-------------|--------------|-------------|-----------------|------------|-------------|-----------|-----------|----------|-----------|------------|------------|
| 2010-11      | 18-5         | 447        | 24.8        | 27-64         | .422        | 11-29        | .379        | 28-38        | .737        | 4-11-15         | 0.8        | 34-0        | 60        | 22        | 0        | 18        | 93         | 5.2        |
| 2011-12      | 6-6          | 249        | 41.5        | 24-65         | .369        | 10-27        | .370        | 15-23        | .652        | 7-15-22         | 3.7        | 10-0        | 17        | 12        | 0        | 7         | 73         | 12.2       |
| <b>TOTAL</b> | <b>24-11</b> | <b>696</b> | <b>29.0</b> | <b>51-129</b> | <b>.395</b> | <b>21-56</b> | <b>.375</b> | <b>43-61</b> | <b>.705</b> | <b>11-26-37</b> | <b>1.5</b> | <b>44-0</b> | <b>77</b> | <b>34</b> | <b>0</b> | <b>25</b> | <b>166</b> | <b>6.9</b> |



# 4 Patrick Crowley | Sophomore • Guard 6-3 • 190 Los Gatos, Calif. • St. Francis

### Career Games With:

|                           |     |
|---------------------------|-----|
| Double Figure Points..... | N/A |
| 20-Plus Points.....       | N/A |
| 30-Plus Points.....       | N/A |
| 10-Plus Rebounds.....     | N/A |
| 10-Plus Assists.....      | N/A |
| Double-Double.....        | N/A |

### 2011-12 Honors, Awards & Accomplishments

- Pulled down first career rebound vs. Sam Houston State (11/16/11)
- Recorded first career steal against Dartmouth (12/10/11)
- Scored career high five points to go along with first career FG's (2), 3FG (1) and assist (1) in a career best four minutes against Sacred Heart (12/19/11)

## Season and Career Bests

|                 |                               |                 |                               |
|-----------------|-------------------------------|-----------------|-------------------------------|
| <b>Points</b>   |                               | <b>FG's</b>     |                               |
| Season          | 5 (vs. Sacred Heart 12/19/11) | Season          | 2 (vs. Sacred Heart 12/19/11) |
| Career          | 5 (vs. Sacred Heart 12/19/11) | Career          | 2 (vs. Sacred Heart 12/19/11) |
| <b>Rebounds</b> |                               | <b>3PT FG's</b> |                               |
| Season          | 1 (on two occasions)          | Season          | 1 (vs. Sacred Heart 12/19/11) |
| Career          | 1 (on two occasions)          | Career          | 1 (vs. Sacred Heart 12/19/11) |
| <b>Assists</b>  |                               | <b>FT's</b>     |                               |
| Season          | 1 (vs. Sacred Heart 12/19/11) | Season          | --                            |
| Career          | 1 (vs. Sacred Heart 12/19/11) | Career          | --                            |
| <b>Steals</b>   |                               | <b>Minutes</b>  |                               |
| Season          | 1 (vs. Dartmouth 12/10/11)    | Season          | 4 (vs. Sacred Heart 12/19/11) |
| Career          | 1 (vs. Dartmouth 12/10/11)    | Career          | 4 (vs. Sacred Heart 12/19/11) |
| <b>Blocks</b>   |                               |                 |                               |
| Season          | --                            |                 |                               |
| Career          | --                            |                 |                               |

## Game-By-Game Stats

|                          | Start | FG-A | 3P-A | FT-A | Reb | PF | TP | A | TO | BK | S | Min |
|--------------------------|-------|------|------|------|-----|----|----|---|----|----|---|-----|
| Mississippi Valley State |       | 0-0  | 0-0  | 0-0  | 0   | 0  | 0  | 0 | 0  | 0  | 0 | 1   |
| Detroit                  |       |      |      |      | DNP |    |    |   |    |    |   |     |
| Sam Houston State        |       | 0-1  | 0-0  | 0-0  | 1   | 0  | 0  | 0 | 0  | 0  | 0 | 2   |
| Delaware State           |       | 0-0  | 0-0  | 0-0  | 0   | 0  | 0  | 0 | 1  | 0  | 0 | 1   |
| Missouri                 |       |      |      |      | DNP |    |    |   |    |    |   |     |
| Georgia                  |       |      |      |      | DNP |    |    |   |    |    |   |     |
| Bryant                   |       | 0-2  | 0-2  | 0-0  | 0   | 0  | 0  | 0 | 0  | 0  | 0 | 2   |
| Gonzaga                  |       |      |      |      | DNP |    |    |   |    |    |   |     |
| Maryland                 |       |      |      |      | DNP |    |    |   |    |    |   |     |
| Maine                    |       |      |      |      | DNP |    |    |   |    |    |   |     |
| Dartmouth                |       | 0-2  | 0-0  | 0-0  | 0   | 0  | 0  | 0 | 0  | 0  | 1 | 2   |
| Indiana                  |       |      |      |      | DNP |    |    |   |    |    |   |     |
| Sacred Heart             |       | 2-3  | 1-1  | 0-0  | 1   | 0  | 5  | 1 | 0  | 0  | 0 | 4   |
| Pittsburgh               |       |      |      |      | DNP |    |    |   |    |    |   |     |
| Cincinnati               |       | 0-0  | 0-0  | 0-0  | 0   | 0  | 0  | 0 | 0  | 0  | 0 | 0+  |
| Louisville               |       |      |      |      | DNP |    |    |   |    |    |   |     |
| South Florida            |       | 0-0  | 0-0  | 0-0  | 0   | 0  | 0  | 0 | 0  | 0  | 0 | 0+  |
| Connecticut              |       | 0-0  | 0-0  | 0-0  | 0   | 0  | 0  | 0 | 0  | 0  | 0 | 0+  |
| Rutgers                  |       |      |      |      | DNP |    |    |   |    |    |   |     |
| Syracuse                 |       |      |      |      |     |    |    |   |    |    |   |     |
| Seton Hall               |       |      |      |      |     |    |    |   |    |    |   |     |
| Connecticut              |       |      |      |      |     |    |    |   |    |    |   |     |
| Marquette                |       |      |      |      |     |    |    |   |    |    |   |     |
| West Virginia            |       |      |      |      |     |    |    |   |    |    |   |     |
| DePaul                   |       |      |      |      |     |    |    |   |    |    |   |     |
| Rutgers                  |       |      |      |      |     |    |    |   |    |    |   |     |
| Villanova                |       |      |      |      |     |    |    |   |    |    |   |     |
| West Virginia            |       |      |      |      |     |    |    |   |    |    |   |     |
| St. John's               |       |      |      |      |     |    |    |   |    |    |   |     |
| Georgetown               |       |      |      |      |     |    |    |   |    |    |   |     |
| Providence               |       |      |      |      |     |    |    |   |    |    |   |     |

### Career Stats vs. The BIG EAST

| Opponent      | GP-GS | Min. | FG-A | 3PT-A | FT-A | Reb.  | A | PF | B | S | Pts.  |
|---------------|-------|------|------|-------|------|-------|---|----|---|---|-------|
| Cincinnati    | 1-0   | 0+   | 0-0  | 0-0   | 0-0  | 0/0.0 | 0 | 0  | 0 | 0 | 0/0.0 |
| Connecticut   | 1-0   | 0+   | 0-0  | 0-0   | 0-0  | 0/0.0 | 0 | 0  | 0 | 0 | 0/0.0 |
| DePaul        | 0-0   | 0    | 0-0  | 0-0   | 0-0  | 0/0.0 | 0 | 0  | 0 | 0 | 0/0.0 |
| Georgetown    | 0-0   | 0    | 0-0  | 0-0   | 0-0  | 0/0.0 | 0 | 0  | 0 | 0 | 0/0.0 |
| Louisville    | 0-0   | 0    | 0-0  | 0-0   | 0-0  | 0/0.0 | 0 | 0  | 0 | 0 | 0/0.0 |
| Marquette     | 0-0   | 0    | 0-0  | 0-0   | 0-0  | 0/0.0 | 0 | 0  | 0 | 0 | 0/0.0 |
| Pittsburgh    | 0-0   | 0    | 0-0  | 0-0   | 0-0  | 0/0.0 | 0 | 0  | 0 | 0 | 0/0.0 |
| Providence    | 0-0   | 0    | 0-0  | 0-0   | 0-0  | 0/0.0 | 0 | 0  | 0 | 0 | 0/0.0 |
| Rutgers       | 0-0   | 0    | 0-0  | 0-0   | 0-0  | 0/0.0 | 0 | 0  | 0 | 0 | 0/0.0 |
| St. John's    | 0-0   | 0    | 0-0  | 0-0   | 0-0  | 0/0.0 | 0 | 0  | 0 | 0 | 0/0.0 |
| Seton Hall    | 0-0   | 0    | 0-0  | 0-0   | 0-0  | 0/0.0 | 0 | 0  | 0 | 0 | 0/0.0 |
| USF           | 1-0   | 0+   | 0-0  | 0-0   | 0-0  | 0/0.0 | 0 | 0  | 0 | 0 | 0/0.0 |
| Syracuse      | 0-0   | 0    | 0-0  | 0-0   | 0-0  | 0/0.0 | 0 | 0  | 0 | 0 | 0/0.0 |
| Villanova     | 0-0   | 0    | 0-0  | 0-0   | 0-0  | 0/0.0 | 0 | 0  | 0 | 0 | 0/0.0 |
| West Virginia | 0-0   | 0    | 0-0  | 0-0   | 0-0  | 0/0.0 | 0 | 0  | 0 | 0 | 0/0.0 |

## Career Statistics

| Season       | GP-GS      | Min       | Avg        | FG-A       | Pct         | 3FG-A      | Pct         | FT-A       | Pct         | O-D-TOT      | Avg        | PF-FO      | Ast      | TO       | Blk      | Stl      | Pts      | Avg        |
|--------------|------------|-----------|------------|------------|-------------|------------|-------------|------------|-------------|--------------|------------|------------|----------|----------|----------|----------|----------|------------|
| 2011-12      | 9-0        | 12        | 1.3        | 2-8        | .250        | 1-3        | .333        | 0-0        | .000        | 1-1-2        | 0.2        | 0-0        | 1        | 1        | 0        | 1        | 5        | 0.6        |
| <b>TOTAL</b> | <b>9-0</b> | <b>12</b> | <b>1.3</b> | <b>2-8</b> | <b>.250</b> | <b>1-3</b> | <b>.333</b> | <b>0-0</b> | <b>.000</b> | <b>1-1-2</b> | <b>0.2</b> | <b>0-0</b> | <b>1</b> | <b>1</b> | <b>0</b> | <b>1</b> | <b>5</b> | <b>0.6</b> |

## Career BIG EAST Statistics

| Season       | GP-GS      | Min      | Avg        | FG-A       | Pct         | 3FG-A      | Pct         | FT-A       | Pct         | O-D-TOT      | Avg        | PF-FO      | Ast      | TO       | Blk      | Stl      | Pts      | Avg        |
|--------------|------------|----------|------------|------------|-------------|------------|-------------|------------|-------------|--------------|------------|------------|----------|----------|----------|----------|----------|------------|
| 2011-12      | 3-0        | 0        | 0.0        | 0-0        | .000        | 0-0        | .000        | 0-0        | .000        | 0-0-0        | 0.0        | 0-0        | 0        | 0        | 0        | 0        | 0        | 0.0        |
| <b>TOTAL</b> | <b>3-0</b> | <b>0</b> | <b>0.0</b> | <b>0-0</b> | <b>.000</b> | <b>0-0</b> | <b>.000</b> | <b>0-0</b> | <b>.000</b> | <b>0-0-0</b> | <b>0.0</b> | <b>0-0</b> | <b>0</b> | <b>0</b> | <b>0</b> | <b>0</b> | <b>0</b> | <b>0.0</b> |



# 12 Alex Dragicevich

Sophomore • Guard

6-7 • 221

Northbrook, Ill. • Glenbrook North

### Career Games With:

|                            |     |
|----------------------------|-----|
| Double Figure Points ..... | 6   |
| 20-Plus Points.....        | 1   |
| 30-Plus Points.....        | N/A |
| 10-Plus Rebounds.....      | N/A |
| 10-Plus Assists .....      | N/A |
| Double-Double .....        | N/A |

## Season and Career Bests

|                                      |                                      |                                       |                                       |
|--------------------------------------|--------------------------------------|---------------------------------------|---------------------------------------|
| <b>Points</b>                        | Season 22 (vs. Pittsburgh 12/27/11)  | <b>FG's</b>                           | Season 8 (vs. Pittsburgh 12/27/11)    |
| Career 22 (vs. Pittsburgh 12/27/11)  | Career 8 (vs. Pittsburgh 12/27/11)   | <b>3PT FG's</b>                       | Season 4 (vs. Pittsburgh 12/27/11)    |
| <b>Rebounds</b>                      | Season 5 (vs. Sacred Heart 12/19/11) | Career 4 (vs. Pittsburgh 12/27/11)    | <b>FT's</b>                           |
| Career 5 (vs. Sacred Heart 12/19/11) | <b>Assists</b>                       | Season 4 (vs. Maine 12/8/11)          | Career 4 (on two occasions)           |
| <b>Assists</b>                       | Season 7 (vs. Delaware St. 11/18/11) | <b>Minutes</b>                        | Season 38 (vs. Delaware St. 11/18/11) |
| Career 7 (vs. Delaware St. 11/18/11) | <b>Steals</b>                        | Career 38 (vs. Delaware St. 11/18/11) |                                       |
| <b>Steals</b>                        | Season 1 (on two occasions)          |                                       |                                       |
| Career 1 (on three occasions)        | <b>Blocks</b>                        |                                       |                                       |
| <b>Blocks</b>                        | Season 2 (vs. Maryland 12/4/11)      |                                       |                                       |
| Career 2 (vs. Maryland 12/4/11)      | Career 2 (vs. Maryland 12/4/11)      |                                       |                                       |

### 2011-12 Honors, Awards & Accomplishments

- Recorded first career block vs. Detroit (11/14/11)
- Posted first career start against Sam Houston State (11/16/11)
- Set career mark in minutes (38) against Delaware State (11/18/11)
- Career best two blocks versus Maryland (12/4/11)
- Matched career best 3FG's (3) against Indiana (12/17/11)
- Pulled down career best 5 rebounds versus Sacred Heart (12/19/11)
- Set career bests in points (22), FG's (8) and 3FG's (4) against Pittsburgh (12/27/11)
- Named to the BIG EAST Weekly Honor Roll (Jan. 2)

## Game-By-Game Stats

|                          | Start | FG-A | 3P-A | FT-A | Reb | PF | TP | A | TO | BK | S | Min |
|--------------------------|-------|------|------|------|-----|----|----|---|----|----|---|-----|
| Mississippi Valley State |       | 2-7  | 0-3  | 3-4  | 4   | 0  | 7  | 2 | 0  | 0  | 0 | 21  |
| Detroit                  |       | 0-2  | 0-1  | 2-4  | 2   | 0  | 2  | 1 | 0  | 1  | 0 | 13  |
| Sam Houston State        | *     | 2-6  | 1-4  | 2-4  | 3   | 0  | 7  | 3 | 1  | 1  | 0 | 33  |
| Delaware State           | *     | 6-12 | 3-8  | 3-4  | 3   | 2  | 18 | 7 | 1  | 0  | 0 | 38  |
| Missouri                 |       | 0-2  | 0-2  | 0-0  | 0   | 3  | 0  | 0 | 1  | 0  | 0 | 10  |
| Georgia                  |       | 0-1  | 0-0  | 0-0  | 0   | 1  | 0  | 0 | 0  | 0  | 0 | 7   |
| Bryant                   |       | 5-11 | 3-8  | 0-0  | 4   | 1  | 13 | 0 | 1  | 0  | 0 | 25  |
| Gonzaga                  |       | 1-2  | 0-0  | 1-2  | 3   | 1  | 3  | 0 | 1  | 0  | 0 | 15  |
| Maryland                 |       | 3-5  | 2-4  | 0-0  | 0   | 2  | 8  | 1 | 1  | 2  | 0 | 14  |
| Maine                    |       | 4-10 | 2-8  | 4-4  | 2   | 0  | 14 | 3 | 0  | 1  | 0 | 31  |
| Dartmouth                | *     | 5-9  | 2-5  | 3-4  | 3   | 1  | 15 | 2 | 0  | 1  | 1 | 25  |
| Indiana                  | *     | 3-6  | 3-5  | 0-0  | 2   | 2  | 9  | 0 | 3  | 0  | 0 | 33  |
| Sacred Heart             | *     | 4-8  | 2-5  | 2-2  | 5   | 1  | 12 | 1 | 3  | 1  | 0 | 28  |
| Pittsburgh               | *     | 8-13 | 4-7  | 2-4  | 2   | 3  | 22 | 0 | 1  | 0  | 0 | 33  |
| Cincinnati               | *     | 2-11 | 0-6  | 2-2  | 2   | 2  | 6  | 1 | 0  | 0  | 0 | 22  |
| Louisville               | *     | 0-4  | 0-3  | 0-0  | 1   | 2  | 0  | 1 | 2  | 0  | 0 | 21  |
| South Florida            | *     | 3-6  | 1-2  | 0-0  | 1   | 2  | 7  | 4 | 2  | 0  | 1 | 27  |
| Connecticut              | *     | 1-5  | 0-2  | 0-0  | 0   | 0  | 2  | 0 | 1  | 0  | 0 | 17  |
| Rutgers                  |       | 2-4  | 0-1  | 0-0  | 1   | 1  | 4  | 0 | 0  | 1  | 0 | 11  |
| Syracuse                 |       |      |      |      |     |    |    |   |    |    |   |     |
| Seton Hall               |       |      |      |      |     |    |    |   |    |    |   |     |
| Connecticut              |       |      |      |      |     |    |    |   |    |    |   |     |
| Marquette                |       |      |      |      |     |    |    |   |    |    |   |     |
| West Virginia            |       |      |      |      |     |    |    |   |    |    |   |     |
| DePaul                   |       |      |      |      |     |    |    |   |    |    |   |     |
| Rutgers                  |       |      |      |      |     |    |    |   |    |    |   |     |
| Villanova                |       |      |      |      |     |    |    |   |    |    |   |     |
| West Virginia            |       |      |      |      |     |    |    |   |    |    |   |     |
| St. John's               |       |      |      |      |     |    |    |   |    |    |   |     |
| Georgetown               |       |      |      |      |     |    |    |   |    |    |   |     |
| Providence               |       |      |      |      |     |    |    |   |    |    |   |     |

### Career Stats vs. The BIG EAST

| Opponent      | GP-GS | Min. | FG-A | 3PT-A | FT-A | Reb.  | A | PF | B | S | Pts.    |
|---------------|-------|------|------|-------|------|-------|---|----|---|---|---------|
| Cincinnati    | 2-1   | 26   | 2-11 | 0-6   | 2-2  | 3/1.5 | 2 | 2  | 0 | 0 | 6/3.0   |
| Connecticut   | 1-1   | 17   | 1-5  | 0-2   | 0-0  | 0/0.0 | 0 | 0  | 0 | 0 | 2/2.0   |
| DePaul        | 1-0   | 3    | 0-0  | 0-0   | 0-0  | 1/1.0 | 0 | 0  | 0 | 0 | 0/0.0   |
| Georgetown    | 0-0   | 0    | 0-0  | 0-0   | 0-0  | 0/0.0 | 0 | 0  | 0 | 0 | 0/0.0   |
| Louisville    | 1-1   | 21   | 0-4  | 0-3   | 0-0  | 1/1.0 | 1 | 2  | 0 | 0 | 0/0.0   |
| Marquette     | 1-0   | 4    | 1-1  | 0-0   | 0-0  | 0/0.0 | 1 | 0  | 0 | 0 | 2/2.0   |
| Pittsburgh    | 1-1   | 33   | 8-13 | 4-7   | 2-4  | 2/2.0 | 0 | 3  | 0 | 0 | 22/22.0 |
| Providence    | 0-0   | 0    | 0-0  | 0-0   | 0-0  | 0/0.0 | 0 | 0  | 0 | 0 | 0/0.0   |
| Rutgers       | 1-0   | 11   | 2-4  | 0-1   | 0-0  | 1/1.0 | 0 | 1  | 1 | 0 | 4/4.0   |
| St. John's    | 1-0   | 3    | 0-2  | 0-2   | 1-2  | 0/0.0 | 0 | 0  | 0 | 0 | 1/1.0   |
| Seton Hall    | 0-0   | 0    | 0-0  | 0-0   | 0-0  | 0/0.0 | 0 | 0  | 0 | 0 | 0/0.0   |
| USF           | 2-1   | 32   | 4-8  | 2-4   | 0-0  | 1/0.5 | 4 | 2  | 0 | 1 | 10/5.0  |
| Syracuse      | 0-0   | 0    | 0-0  | 0-0   | 0-0  | 0/0.0 | 0 | 0  | 0 | 0 | 0/0.0   |
| Villanova     | 1-0   | 1    | 0-0  | 0-0   | 0-2  | 1/1.0 | 0 | 0  | 0 | 0 | 0/0.0   |
| West Virginia | 1-0   | 2    | 0-2  | 0-2   | 0-0  | 0/0.0 | 0 | 0  | 0 | 0 | 0/0.0   |

## Career Statistics

| Season       | GP-GS        | Min        | Avg         | FG-A          | Pct         | 3FG-A        | Pct         | FT-A         | Pct         | O-D-TOT         | Avg        | PF-FO       | Ast       | TO        | Blk      | Stl      | Pts        | Avg        |
|--------------|--------------|------------|-------------|---------------|-------------|--------------|-------------|--------------|-------------|-----------------|------------|-------------|-----------|-----------|----------|----------|------------|------------|
| 2010-11      | 14-0         | 62         | 4.4         | 5-17          | .294        | 2-10         | .200        | 8-13         | .615        | 4-7-11          | 0.8        | 1-0         | 3         | 2         | 0        | 1        | 20         | 1.4        |
| 2011-12      | 19-10        | 424        | 22.3        | 51-124        | .411        | 23-74        | .311        | 24-34        | .706        | 6-32-38         | 2.0        | 24-0        | 26        | 18        | 8        | 2        | 149        | 7.8        |
| <b>TOTAL</b> | <b>33-10</b> | <b>486</b> | <b>14.7</b> | <b>56-141</b> | <b>.397</b> | <b>25-84</b> | <b>.298</b> | <b>32-47</b> | <b>.681</b> | <b>10-39-49</b> | <b>1.5</b> | <b>25-0</b> | <b>29</b> | <b>20</b> | <b>8</b> | <b>3</b> | <b>169</b> | <b>5.1</b> |

## Career BIG EAST Statistics

| Season       | GP-GS       | Min        | Avg         | FG-A         | Pct         | 3FG-A       | Pct         | FT-A        | Pct         | O-D-TOT      | Avg        | PF-FO       | Ast      | TO       | Blk      | Stl      | Pts       | Avg        |
|--------------|-------------|------------|-------------|--------------|-------------|-------------|-------------|-------------|-------------|--------------|------------|-------------|----------|----------|----------|----------|-----------|------------|
| 2010-11      | 6-0         | 18         | 3.0         | 2-7          | .286        | 1-6         | .167        | 1-4         | .250        | 0-2-2        | 0.3        | 0-0         | 1        | 2        | 0        | 0        | 6         | 1.0        |
| 2011-12      | 6-5         | 131        | 21.8        | 16-43        | .372        | 5-21        | .238        | 4-6         | .667        | 1-6-7        | 1.2        | 10-0        | 6        | 6        | 1        | 1        | 41        | 6.8        |
| <b>TOTAL</b> | <b>12-5</b> | <b>149</b> | <b>12.4</b> | <b>18-50</b> | <b>.360</b> | <b>6-27</b> | <b>.222</b> | <b>5-10</b> | <b>.500</b> | <b>1-8-9</b> | <b>0.8</b> | <b>10-0</b> | <b>7</b> | <b>8</b> | <b>1</b> | <b>1</b> | <b>47</b> | <b>3.9</b> |



# 14 Scott Martin | Senior • Guard 6-8 • 222 Valparaiso, Ind. • Valparaiso

### Career Games With:

Double Figure Points ...41 (28 with ND)  
 20-Plus Points.....2 (2 with ND)  
 30-Plus Points.....N/A  
 10-Plus Rebounds.....3 (3 with ND)  
 10-Plus Assists .....N/A  
 Double-Double .....3 (3 with ND)

## Season and Career Bests

|                 |  |                 |  |
|-----------------|--|-----------------|--|
| <b>Points</b>   | Season 23 (vs. Delaware St. 11/18/11)<br>Career 23 (vs. Delaware St. 11/18/11) | <b>FG's</b>     | Season 8 (vs. Delaware State 11/18/11)<br>Career 8 (on two occasions)        |
| <b>Rebounds</b> | Season 13 (vs. USF 1/10/12)<br>Career 13 (vs. USF 1/10/12)                     | <b>3PT FG's</b> | Season 4 (vs. Delaware St. 11/18/11)<br>Career 4 (vs. Delaware St. 11/18/11) |
| <b>Assists</b>  | Season 3 (on three occasions)<br>Career 6 (vs. Syracuse 1/1/11)                | <b>FT's</b>     | Season 5 (vs. Missouri 11/21/11)<br>Career 8 (on three occasions)            |
| <b>Steals</b>   | Season 3 (vs. Louisville 1/7/12)<br>Career 4 (vs. Clemson 11/27/07)            | <b>Minutes</b>  | Season 48 (vs. Louisville 1/7/12)<br>Career 48 (vs. Louisville 1/7/12)       |
| <b>Blocks</b>   | Season 3 (vs. Indiana 12/17/11)<br>Career 3 (on four occasions)                |                 |  |

### 2011-12 Honors, Awards & Accomplishments

- Team Captain
- Scored career-high 23 points in win over Delaware State (11/18/11) while also hitting a career-best four three-pointers
- Set season-best mark in rebounds with eight against Bryant (11/27/11)
- Missed first game of season versus Dartmouth (12/10/11) with mild concussion
- Posted first double-double of season and second of career with 11 pts., 12 rebs. against Louisville in a career best 48 minutes (1/7/12)
- Set career high in rebounds en route to second consecutive double-double (15 pts., 13 rebs.) against USF (1/10/12)

## Game-By-Game Stats

|                          | Start | FG-A | 3P-A | FT-A | Reb | PF | TP  | A | TO | BK | S | Min |
|--------------------------|-------|------|------|------|-----|----|-----|---|----|----|---|-----|
| Mississippi Valley State | *     | 6-14 | 2-6  | 1-2  | 5   | 3  | 15  | 2 | 3  | 0  | 1 | 34  |
| Detroit                  | *     | 1-7  | 1-5  | 0-0  | 6   | 2  | 3   | 0 | 3  | 0  | 1 | 39  |
| Sam Houston State        | *     | 4-9  | 2-4  | 1-2  | 5   | 3  | 11  | 1 | 2  | 0  | 1 | 30  |
| Delaware State           | *     | 8-18 | 4-9  | 3-4  | 5   | 4  | 23  | 3 | 0  | 0  | 0 | 35  |
| Missouri                 | *     | 3-8  | 1-3  | 5-6  | 5   | 2  | 12  | 1 | 2  | 0  | 2 | 31  |
| Georgia                  | *     | 2-9  | 0-5  | 2-2  | 3   | 3  | 6   | 0 | 1  | 1  | 2 | 34  |
| Bryant                   | *     | 5-12 | 1-4  | 1-2  | 8   | 3  | 12  | 0 | 1  | 0  | 1 | 28  |
| Gonzaga                  | *     | 0-6  | 0-3  | 1-3  | 4   | 2  | 1   | 0 | 2  | 1  | 1 | 29  |
| Maryland                 | *     | 2-6  | 1-4  | 2-2  | 4   | 5  | 7   | 3 | 2  | 0  | 0 | 31  |
| Maine                    | *     | 2-4  | 0-2  | 0-0  | 0   | 0  | 4   | 1 | 1  | 0  | 0 | 9   |
| Dartmouth                |       |      |      |      |     |    | DNP |   |    |    |   |     |
| Indiana                  | *     | 1-4  | 0-1  | 4-8  | 7   | 2  | 6   | 2 | 3  | 3  | 0 | 36  |
| Sacred Heart             | *     | 3-6  | 0-1  | 3-4  | 5   | 2  | 9   | 1 | 0  | 0  | 2 | 23  |
| Pittsburgh               | *     | 2-7  | 0-4  | 0-0  | 6   | 3  | 4   | 2 | 0  | 0  | 1 | 31  |
| Cincinnati               | *     | 0-6  | 0-3  | 0-0  | 8   | 2  | 0   | 2 | 3  | 1  | 0 | 29  |
| Louisville               | *     | 4-14 | 0-7  | 3-3  | 12  | 2  | 11  | 3 | 3  | 1  | 3 | 48  |
| South Florida            | *     | 7-14 | 1-4  | 0-0  | 13  | 1  | 15  | 2 | 0  | 0  | 2 | 39  |
| Connecticut              | *     | 5-14 | 0-5  | 2-2  | 9   | 4  | 12  | 1 | 2  | 0  | 0 | 40- |
| Rutgers                  | *     | 5-9  | 1-2  | 0-1  | 6   | 2  | 11  | 1 | 2  | 1  | 1 | 40  |
| Syracuse                 |       |      |      |      |     |    |     |   |    |    |   |     |
| Seton Hall               |       |      |      |      |     |    |     |   |    |    |   |     |
| Connecticut              |       |      |      |      |     |    |     |   |    |    |   |     |
| Marquette                |       |      |      |      |     |    |     |   |    |    |   |     |
| West Virginia            |       |      |      |      |     |    |     |   |    |    |   |     |
| DePaul                   |       |      |      |      |     |    |     |   |    |    |   |     |
| Rutgers                  |       |      |      |      |     |    |     |   |    |    |   |     |
| Villanova                |       |      |      |      |     |    |     |   |    |    |   |     |
| West Virginia            |       |      |      |      |     |    |     |   |    |    |   |     |
| St. John's               |       |      |      |      |     |    |     |   |    |    |   |     |
| Georgetown               |       |      |      |      |     |    |     |   |    |    |   |     |
| Providence               |       |      |      |      |     |    |     |   |    |    |   |     |

### Career Stats vs. The BIG EAST


| Opponent      | GP-GS | Min. | FG-A  | 3PT-A | FT-A  | Reb.    | A  | PF | B | S | Pts.    |
|---------------|-------|------|-------|-------|-------|---------|----|----|---|---|---------|
| Cincinnati    | 3-3   | 95   | 9-24  | 3-7   | 1-3   | 19/6.3  | 5  | 3  | 2 | 1 | 22/7.3  |
| Connecticut   | 3-3   | 105  | 11-30 | 2-12  | 5-9   | 18/6.0  | 4  | 10 | 1 | 0 | 29/9.7  |
| DePaul        | 2-2   | 66   | 9-20  | 4-8   | 3-4   | 8/4.0   | 2  | 4  | 0 | 2 | 25/12.5 |
| Georgetown    | 1-1   | 30   | 5-9   | 1-1   | 0-4   | 3/3.0   | 1  | 1  | 0 | 1 | 11/11.0 |
| Louisville    | 4-4   | 153  | 17-43 | 4-19  | 11-17 | 29/7.3  | 10 | 8  | 1 | 7 | 49/12.3 |
| Marquette     | 2-2   | 69   | 5-20  | 1-7   | 9-12  | 14/7.0  | 3  | 6  | 1 | 0 | 20/10.0 |
| Pittsburgh    | 2-2   | 67   | 5-17  | 3-10  | 1-2   | 7/3.5   | 3  | 5  | 0 | 1 | 14/7.0  |
| Providence    | 1-1   | 33   | 4-8   | 2-4   | 0-0   | 5/5.0   | 1  | 3  | 0 | 1 | 10/10.0 |
| Rutgers       | 2-2   | 74   | 8-15  | 1-3   | 8-10  | 8/4.0   | 4  | 4  | 1 | 1 | 25/12.5 |
| St. John's    | 2-2   | 64   | 7-18  | 0-6   | 2-4   | 12/6.0  | 3  | 5  | 0 | 0 | 16/8.0  |
| Seton Hall    | 1-1   | 35   | 2-7   | 2-5   | 0-0   | 4/4.0   | 3  | 1  | 1 | 2 | 6/6.0   |
| USF           | 2-2   | 69   | 11-20 | 3-7   | 0-0   | 20/10.0 | 4  | 1  | 3 | 3 | 25/12.5 |
| Syracuse      | 1-1   | 34   | 3-9   | 0-2   | 4-4   | 7/7.0   | 6  | 2  | 1 | 1 | 10/10.0 |
| Villanova     | 1-1   | 28   | 2-5   | 1-2   | 0-0   | 0/0.0   | 1  | 2  | 0 | 0 | 5/5.0   |
| West Virginia | 1-1   | 32   | 4-11  | 1-6   | 0-0   | 6/6.0   | 0  | 4  | 0 | 0 | 9/9.0   |

### Career Statistics

| Season       | GP-GS        | Min         | Avg         | FG-A           | Pct         | 3FG-A         | Pct         | FT-A           | Pct         | O-D-TOT                            | Avg        | PF-FO        | Ast        | TO         | Blk       | Stl       | Pts        | Avg        |
|--------------|--------------|-------------|-------------|----------------|-------------|---------------|-------------|----------------|-------------|------------------------------------|------------|--------------|------------|------------|-----------|-----------|------------|------------|
| 2007-08      | 32-8         | 700         | 21.9        | 84-225         | .373        | 26-83         | .313        | 78-112         | .696        | 42-79-121                          | 3.8        | 78-3         | 44         | 48         | 21        | 31        | 272        | 8.5        |
| 2008-09      |              |             |             |                |             |               |             |                |             | Sat Out Due To NCAA Transfer Rules |            |              |            |            |           |           |            |            |
| 2009-10      |              |             |             |                |             |               |             |                |             | Did Not Play Due To Injury         |            |              |            |            |           |           |            |            |
| 2010-11      | 33-33        | 1008        | 30.5        | 115-269        | .428        | 34-102        | .333        | 55-86          | .640        | 33-125-158                         | 4.8        | 63-0         | 61         | 51         | 10        | 16        | 319        | 9.7        |
| 2011-12      | 18-18        | 586         | 32.6        | 60-167         | .359        | 14-72         | .194        | 28-41          | .683        | 18-93-111                          | 6.2        | 45-1         | 25         | 30         | 8         | 18        | 162        | 9.0        |
| <b>TOTAL</b> | <b>83-59</b> | <b>2294</b> | <b>27.6</b> | <b>259-661</b> | <b>.392</b> | <b>74-257</b> | <b>.288</b> | <b>161-239</b> | <b>.674</b> | <b>93-297-390</b>                  | <b>4.7</b> | <b>186-4</b> | <b>130</b> | <b>129</b> | <b>39</b> | <b>65</b> | <b>753</b> | <b>9.1</b> |

### Career BIG EAST Statistics

| Season       | GP-GS        | Min        | Avg         | FG-A          | Pct         | 3FG-A        | Pct         | FT-A         | Pct         | O-D-TOT                            | Avg        | PF-FO       | Ast       | TO        | Blk       | Stl       | Pts        | Avg        |
|--------------|--------------|------------|-------------|---------------|-------------|--------------|-------------|--------------|-------------|------------------------------------|------------|-------------|-----------|-----------|-----------|-----------|------------|------------|
| 2008-09      |              |            |             |               |             |              |             |              |             | Sat Out Due To NCAA Transfer Rules |            |             |           |           |           |           |            |            |
| 2009-10      |              |            |             |               |             |              |             |              |             | Did Not Play Due To Injury         |            |             |           |           |           |           |            |            |
| 2010-11      | 18-18        | 593        | 32.9        | 60-151        | .397        | 19-57        | .333        | 31-49        | .633        | 18-73-91                           | 5.1        | 38-0        | 33        | 32        | 7         | 9         | 170        | 9.4        |
| 2011-12      | 6-6          | 227        | 37.8        | 23-64         | .359        | 2-25         | .080        | 5-6          | .833        | 10-44-54                           | 9.0        | 14-0        | 11        | 10        | 3         | 7         | 53         | 8.8        |
| <b>TOTAL</b> | <b>24-24</b> | <b>820</b> | <b>34.2</b> | <b>83-215</b> | <b>.386</b> | <b>21-82</b> | <b>.256</b> | <b>36-55</b> | <b>.655</b> | <b>28-117-145</b>                  | <b>6.0</b> | <b>52-0</b> | <b>44</b> | <b>42</b> | <b>10</b> | <b>16</b> | <b>223</b> | <b>9.3</b> |



# 21 Tim Abromaitis | Graduate Student • Forward 6-8 • 236 Unionville, Conn. • Farmington

**Career Games With:**

|                      |     |
|----------------------|-----|
| Double Figure Points | 58  |
| 20-Plus Points       | 22  |
| 30-Plus Points       | 3   |
| 10-Plus Rebounds     | 4   |
| 10-Plus Assists      | N/A |
| Double-Double        | 3   |

## Season and Career Bests

|                 |   |                 |   |
|-----------------|---|-----------------|---|
| <b>Points</b>   | Season 22 (vs. Missouri 11/21/11)<br>Career 31 (vs. UCF 12/6/09)          | <b>FG's</b>     | Season 9 (vs. Missouri 11/21/11)<br>Career 11 (on two occasions)  |
| <b>Rebounds</b> | Season 8 (vs. Missouri 11/21/11)<br>Career 11 (on two occasions)          | <b>3PT FG's</b> | Season --<br>Career 9 (vs. Villanova 2/28/11)                     |
| <b>Assists</b>  | Season 3 (vs. Missouri 11/21/11)<br>Career 7 (vs. Chicago State 11/17/10) | <b>FT's</b>     | Season 4 (on two occasions)<br>Career 12 (vs. Seton Hall 2/11/10) |
| <b>Steals</b>   | Season 1 (vs. Georgia 11/22/11)<br>Career 3 (vs. DePaul 2/3/11)           | <b>Minutes</b>  | Season 38 (on two occasions)<br>Career 46 (vs. Georgia 11/25/10)  |
| <b>Blocks</b>   | Season --<br>Career 2 (on four occasions)                                 |                 |   |

### 2011-12 Honors, Awards & Accomplishments

- Preseason All-BIG EAST First Team
- John R. Wooden Award Preseason Top 50 List
- Naismith Trophy Preseason Watch List
- Lowe's Senior CLASS Award Candidate
- Team Captain
- Returned to Irish lineup in Progressive CBE Classic semifinal game against Missouri (11/21/11)
- Out for remainder of season with torn ACL

## Game-By-Game Stats

|                          | Start | FG-A | 3P-A | FT-A | Reb        | PF | TP | A | TO | BK | S | Min |
|--------------------------|-------|------|------|------|------------|----|----|---|----|----|---|-----|
| Mississippi Valley State |       |      |      |      | DNP        |    |    |   |    |    |   |     |
| Detroit                  |       |      |      |      | DNP        |    |    |   |    |    |   |     |
| Sam Houston State        |       |      |      |      | DNP        |    |    |   |    |    |   |     |
| Delaware State           |       |      |      |      | DNP        |    |    |   |    |    |   |     |
| Missouri                 | *     | 9-18 | 0-4  | 4-5  | 8          | 2  | 22 | 3 | 4  | 0  | 0 | 38  |
| Georgia                  | *     | 1-12 | 0-7  | 4-4  | 6          | 5  | 6  | 2 | 2  | 0  | 1 | 38  |
| Bryant                   |       |      |      |      | DNP-injury |    |    |   |    |    |   |     |
| Gonzaga                  |       |      |      |      | DNP-injury |    |    |   |    |    |   |     |
| Maryland                 |       |      |      |      | DNP-injury |    |    |   |    |    |   |     |
| Maine                    |       |      |      |      | DNP-injury |    |    |   |    |    |   |     |
| Dartmouth                |       |      |      |      | DNP-injury |    |    |   |    |    |   |     |
| Indiana                  |       |      |      |      | DNP-injury |    |    |   |    |    |   |     |
| Sacred Heart             |       |      |      |      | DNP-injury |    |    |   |    |    |   |     |
| Pittsburgh               |       |      |      |      | DNP-injury |    |    |   |    |    |   |     |
| Cincinnati               |       |      |      |      | DNP-injury |    |    |   |    |    |   |     |
| Louisville               |       |      |      |      | DNP-injury |    |    |   |    |    |   |     |
| South Florida            |       |      |      |      | DNP-injury |    |    |   |    |    |   |     |
| Connecticut              |       |      |      |      | DNP-injury |    |    |   |    |    |   |     |
| Rutgers                  |       |      |      |      | DNP-injury |    |    |   |    |    |   |     |
| Syracuse                 |       |      |      |      |            |    |    |   |    |    |   |     |
| Seton Hall               |       |      |      |      |            |    |    |   |    |    |   |     |
| Connecticut              |       |      |      |      |            |    |    |   |    |    |   |     |
| Marquette                |       |      |      |      |            |    |    |   |    |    |   |     |
| West Virginia            |       |      |      |      |            |    |    |   |    |    |   |     |
| DePaul                   |       |      |      |      |            |    |    |   |    |    |   |     |
| Rutgers                  |       |      |      |      |            |    |    |   |    |    |   |     |
| Villanova                |       |      |      |      |            |    |    |   |    |    |   |     |
| West Virginia            |       |      |      |      |            |    |    |   |    |    |   |     |
| St. John's               |       |      |      |      |            |    |    |   |    |    |   |     |
| Georgetown               |       |      |      |      |            |    |    |   |    |    |   |     |
| Providence               |       |      |      |      |            |    |    |   |    |    |   |     |

### Career Stats vs. The BIG EAST

| Opponent      | GP-GS | Min. | FG-A  | 3PT-A | FT-A  | Reb.   | A | PF | B | S | Pts.    |
|---------------|-------|------|-------|-------|-------|--------|---|----|---|---|---------|
| Cincinnati    | 4-4   | 127  | 21-42 | 10-17 | 15-20 | 23/5.8 | 9 | 13 | 1 | 4 | 67/16.8 |
| Connecticut   | 4-3   | 147  | 18-42 | 6-20  | 6-12  | 22/5.5 | 4 | 7  | 1 | 4 | 48/12.0 |
| DePaul        | 2-2   | 62   | 13-25 | 6-12  | 11-12 | 10/5.0 | 4 | 3  | 0 | 4 | 43/21.5 |
| Georgetown    | 3-2   | 75   | 13-31 | 6-16  | 9-9   | 8/2.7  | 4 | 3  | 2 | 2 | 41/13.7 |
| Louisville    | 3-3   | 130  | 22-41 | 5-11  | 19-20 | 16/5.3 | 5 | 7  | 2 | 1 | 68/22.7 |
| Marquette     | 4-3   | 110  | 12-32 | 3-14  | 9-11  | 17/4.3 | 4 | 6  | 0 | 1 | 36/9.0  |
| Pittsburgh    | 3-3   | 102  | 7-15  | 3-6   | 9-10  | 9/3.0  | 1 | 3  | 3 | 0 | 26/8.7  |
| Providence    | 2-2   | 62   | 19-30 | 9-15  | 3-6   | 12/6.0 | 2 | 2  | 0 | 2 | 50/25.0 |
| Rutgers       | 2-2   | 72   | 10-21 | 4-11  | 3-4   | 18/9.0 | 3 | 5  | 0 | 0 | 27/13.5 |
| St. John's    | 3-3   | 113  | 15-31 | 7-15  | 9-11  | 18/6.0 | 5 | 8  | 0 | 3 | 46/15.3 |
| Seton Hall    | 4-3   | 116  | 11-29 | 7-16  | 20-24 | 22/5.5 | 4 | 5  | 0 | 1 | 49/12.3 |
| USF           | 3-3   | 91   | 12-24 | 5-11  | 1-1   | 11/3.7 | 6 | 5  | 1 | 3 | 30/10.0 |
| Syracuse      | 2-2   | 76   | 16-32 | 8-17  | 1-3   | 9/4.5  | 5 | 7  | 1 | 1 | 41/20.5 |
| Villanova     | 2-2   | 74   | 13-30 | 11-21 | 9-12  | 9/4.5  | 6 | 6  | 0 | 0 | 46/23.0 |
| West Virginia | 3-3   | 98   | 8-23  | 4-12  | 13-17 | 15/5.0 | 4 | 11 | 1 | 2 | 33/11.0 |

### Career Statistics

| Season       | GP-GS        | Min         | Avg         | FG-A           | Pct         | 3FG-A          | Pct         | FT-A           | Pct         | O-D-TOT           | Avg        | PF-FO        | Ast        | TO         | Blk       | Stl       | Pts         | Avg         |
|--------------|--------------|-------------|-------------|----------------|-------------|----------------|-------------|----------------|-------------|-------------------|------------|--------------|------------|------------|-----------|-----------|-------------|-------------|
| 2007-08      | 12-0         | 40          | 3.3         | 6-21           | .286        | 1-8            | .125        | 7-7            | 1.000       | 5-7-12            | 1.0        | 5-0          | 3          | 4          | 1         | 1         | 20          | 1.7         |
| 2008-09      |              |             |             |                |             |                |             |                |             | Did Not Play      |            |              |            |            |           |           |             |             |
| 2009-10      | 35-26        | 1104        | 31.5        | 183-370        | .495        | 81-189         | .429        | 117-134        | .873        | 43-123-166        | 4.7        | 76-1         | 52         | 42         | 11        | 17        | 564         | 16.1        |
| 2010-11      | 34-34        | 1162        | 34.2        | 169-371        | .456        | 78-182         | .429        | 109-139        | .784        | 45-161-206        | 6.1        | 66-1         | 61         | 52         | 15        | 26        | 525         | 15.4        |
| 2011-12      | 2-2          | 76          | 38.0        | 10-30          | .333        | 0-11           | .000        | 8-9            | .889        | 2-12-14           | 7.0        | 7-1          | 5          | 6          | 0         | 1         | 28          | 14.0        |
| <b>TOTAL</b> | <b>83-62</b> | <b>2382</b> | <b>28.7</b> | <b>368-792</b> | <b>.465</b> | <b>160-390</b> | <b>.410</b> | <b>241-289</b> | <b>.834</b> | <b>95-303-398</b> | <b>4.8</b> | <b>154-3</b> | <b>121</b> | <b>104</b> | <b>27</b> | <b>45</b> | <b>1137</b> | <b>13.7</b> |

### Career BIG EAST Statistics

| Season       | GP-GS        | Min         | Avg         | FG-A           | Pct         | 3FG-A         | Pct         | FT-A           | Pct         | O-D-TOT           | Avg        | PF-FO       | Ast       | TO        | Blk       | Stl       | Pts        | Avg         |
|--------------|--------------|-------------|-------------|----------------|-------------|---------------|-------------|----------------|-------------|-------------------|------------|-------------|-----------|-----------|-----------|-----------|------------|-------------|
| 2007-08      | 3-0          | 5           | 1.7         | 1-2            | .500        | 0-1           | .000        | 2-2            | 1.000       | 0-0-0             | 0.0        | 1-0         | 1         | 1         | 0         | 0         | 4          | 1.3         |
| 2008-09      |              |             |             |                |             |               |             |                |             | Did Not Play      |            |             |           |           |           |           |            |             |
| 2009-10      | 18-17        | 647         | 35.9        | 102-217        | .470        | 45-109        | .413        | 78-90          | .867        | 28-74-102         | 5.7        | 37-1        | 34        | 25        | 6         | 9         | 327        | 18.2        |
| 2010-11      | 18-18        | 632         | 35.1        | 89-188         | .473        | 43-91         | .473        | 43-61          | .705        | 22-75-97          | 5.4        | 39-1        | 24        | 32        | 5         | 16        | 264        | 14.7        |
| 2011-12      | 0-0          | 0           | 0.0         | 0-0            | .000        | 0-0           | .000        | 0-0            | .000        | 0-0-0             | 0.0        | 0-0         | 0         | 0         | 0         | 0         | 0          | 0.0         |
| <b>TOTAL</b> | <b>39-35</b> | <b>1284</b> | <b>32.9</b> | <b>192-407</b> | <b>.472</b> | <b>88-201</b> | <b>.438</b> | <b>123-153</b> | <b>.804</b> | <b>50-149-199</b> | <b>5.1</b> | <b>77-2</b> | <b>59</b> | <b>58</b> | <b>11</b> | <b>25</b> | <b>595</b> | <b>15.3</b> |



# 22 Jerian Grant | Sophomore • Guard 6-5 • 195 Bowie, Md. • DeMatha

### Career Games With:

|                            |     |
|----------------------------|-----|
| Double Figure Points ..... | 14  |
| 20-Plus Points.....        | 2   |
| 30-Plus Points.....        | N/A |
| 10-Plus Rebounds.....      | 1   |
| 10-Plus Assists .....      | N/A |
| Double-Double .....        | 1   |

### 2011-12 Honors, Awards & Accomplishments

- Named to the Progressive CBE All-Tournament Team
- Played in first game and recorded first start as member of the Irish in season opener against Mississippi Valley State (11/12/11)
- Matched career high in 3FG's (3) while tallying first career block against Delaware State (11/18/11)
- Named BIG EAST Rookie of the Week on Nov. 21
- Set career high in points (20) and FT's (10) against Georgia (11/22/11)
- Pulled down career high 11 rebounds en route to first career double-double (12 pts., 11 rebs.) against Bryant (11/27/11)
- Matched career best 20 points on career high 8 FG's against Maryland (12/4/11)
- Dished out career best 9 assists against Pittsburgh (12/27/11)
- Career best steals (3) and minutes played (47) in 2OT victory over Louisville (1/7/12)

## Season and Career Bests

|                 |   |                 |   |
|-----------------|---|-----------------|---|
| <b>Points</b>   | 20 (on two occasions)<br>Career 20 (on two occasions)             | <b>FG's</b>     | 8 (vs. Maryland 12/4/11)<br>Career 8 (vs. Maryland 12/4/11)     |
| <b>Rebounds</b> | 11 (vs. Bryant 11/27/11)<br>Career 11 (vs. Bryant 11/27/11)       | <b>3PT FG's</b> | 3 (on five occasions)<br>Career 3 (on five occasions)           |
| <b>Assists</b>  | 9 (vs. Pittsburgh 12/27/11)<br>Career 9 (vs. Pittsburgh 12/27/11) | <b>FT's</b>     | 10 (vs. Georgia 11/22/11)<br>Career 10 (vs. Georgia 11/22/11)   |
| <b>Steals</b>   | 3 (vs. Louisville 1/7/12)<br>Career 3 (vs. Louisville 1/7/12)     | <b>Minutes</b>  | 47 (vs. Louisville 1/7/12)<br>Career 47 (vs. Louisville 1/7/12) |
| <b>Blocks</b>   | 1 (on three occasions)<br>Career 1 (on three occasions)           |                 |   |

## Game-By-Game Stats

|                          | Start | FG-A | 3P-A | FT-A  | Reb | PF | TP | A | TO | BK | S | Min |
|--------------------------|-------|------|------|-------|-----|----|----|---|----|----|---|-----|
| Mississippi Valley State | *     | 4-7  | 2-3  | 1-1   | 2   | 1  | 11 | 5 | 1  | 0  | 2 | 33  |
| Detroit                  | *     | 4-10 | 3-6  | 0-0   | 2   | 0  | 11 | 3 | 1  | 0  | 1 | 30  |
| Sam Houston State        | *     | 6-6  | 1-1  | 4-7   | 6   | 0  | 17 | 7 | 1  | 0  | 2 | 36  |
| Delaware State           | *     | 4-6  | 3-3  | 6-8   | 4   | 3  | 17 | 6 | 2  | 1  | 1 | 39  |
| Missouri                 | *     | 3-8  | 0-2  | 0-1   | 1   | 2  | 6  | 2 | 2  | 0  | 0 | 27  |
| Georgia                  | *     | 4-7  | 2-4  | 10-11 | 5   | 2  | 20 | 4 | 0  | 0  | 1 | 39  |
| Bryant                   | *     | 3-7  | 2-4  | 4-4   | 11  | 0  | 12 | 7 | 1  | 0  | 1 | 33  |
| Gonzaga                  | *     | 5-9  | 0-3  | 6-7   | 1   | 2  | 16 | 3 | 4  | 0  | 1 | 32  |
| Maryland                 | *     | 8-13 | 0-3  | 4-6   | 4   | 3  | 20 | 3 | 2  | 0  | 2 | 39  |
| Maine                    | *     | 2-3  | 1-1  | 1-2   | 4   | 1  | 6  | 2 | 2  | 1  | 1 | 23  |
| Dartmouth                |       | 0-8  | 0-6  | 0-0   | 3   | 2  | 0  | 4 | 1  | 1  | 2 | 30  |
| Indiana                  | *     | 2-10 | 1-4  | 9-10  | 4   | 3  | 14 | 4 | 0  | 0  | 1 | 36  |
| Sacred Heart             | *     | 5-10 | 3-4  | 2-2   | 2   | 1  | 15 | 7 | 0  | 0  | 1 | 31  |
| Pittsburgh               | *     | 5-12 | 3-7  | 2-3   | 1   | 2  | 15 | 9 | 2  | 0  | 1 | 33  |
| Cincinnati               | *     | 5-12 | 2-8  | 5-5   | 2   | 3  | 17 | 4 | 3  | 0  | 1 | 37  |
| Louisville               | *     | 4-13 | 3-8  | 6-9   | 3   | 0  | 17 | 3 | 0  | 0  | 3 | 47  |
| South Florida            | *     | 5-11 | 2-5  | 2-2   | 1   | 1  | 14 | 4 | 3  | 0  | 2 | 39  |
| Connecticut              | *     | 2-9  | 2-8  | 0-2   | 1   | 4  | 6  | 5 | 0  | 0  | 1 | 35  |
| Rutgers                  | *     | 4-10 | 1-3  | 0-1   | 3   | 3  | 9  | 7 | 3  | 0  | 2 | 34  |
| Syracuse                 |       |      |      |       |     |    |    |   |    |    |   |     |
| Seton Hall               |       |      |      |       |     |    |    |   |    |    |   |     |
| Connecticut              |       |      |      |       |     |    |    |   |    |    |   |     |
| Marquette                |       |      |      |       |     |    |    |   |    |    |   |     |
| West Virginia            |       |      |      |       |     |    |    |   |    |    |   |     |
| DePaul                   |       |      |      |       |     |    |    |   |    |    |   |     |
| Rutgers                  |       |      |      |       |     |    |    |   |    |    |   |     |
| Villanova                |       |      |      |       |     |    |    |   |    |    |   |     |
| West Virginia            |       |      |      |       |     |    |    |   |    |    |   |     |
| St. John's               |       |      |      |       |     |    |    |   |    |    |   |     |
| Georgetown               |       |      |      |       |     |    |    |   |    |    |   |     |
| Providence               |       |      |      |       |     |    |    |   |    |    |   |     |

### Career Stats vs. The BIG EAST


| Opponent      | GP-GS | Min. | FG-A | 3PT-A | FT-A | Reb.  | A | PF | B | S | Pts.    |
|---------------|-------|------|------|-------|------|-------|---|----|---|---|---------|
| Cincinnati    | 1-1   | 37   | 5-12 | 2-8   | 5-5  | 2/2.0 | 4 | 3  | 0 | 1 | 17/17.0 |
| Connecticut   | 1-1   | 35   | 2-9  | 2-8   | 0-2  | 1/1.0 | 5 | 4  | 0 | 1 | 6/6.0   |
| DePaul        | 0-0   | 0    | 0-0  | 0-0   | 0-0  | 0/0.0 | 0 | 0  | 0 | 0 | 0/0.0   |
| Georgetown    | 0-0   | 0    | 0-0  | 0-0   | 0-0  | 0/0.0 | 0 | 0  | 0 | 0 | 0/0.0   |
| Louisville    | 1-1   | 47   | 4-13 | 3-8   | 6-9  | 3/3.0 | 3 | 0  | 0 | 3 | 17/17.0 |
| Marquette     | 0-0   | 0    | 0-0  | 0-0   | 0-0  | 0/0.0 | 0 | 0  | 0 | 0 | 0/0.0   |
| Pittsburgh    | 1-1   | 33   | 5-12 | 3-7   | 2-3  | 1/1.0 | 9 | 2  | 0 | 1 | 15/15.0 |
| Providence    | 0-0   | 0    | 0-0  | 0-0   | 0-0  | 0/0.0 | 0 | 0  | 0 | 0 | 0/0.0   |
| Rutgers       | 1-1   | 34   | 4-10 | 1-3   | 0-1  | 3/3.0 | 7 | 3  | 0 | 2 | 9/9.0   |
| St. John's    | 0-0   | 0    | 0-0  | 0-0   | 0-0  | 0/0.0 | 0 | 0  | 0 | 0 | 0/0.0   |
| Seton Hall    | 0-0   | 0    | 0-0  | 0-0   | 0-0  | 0/0.0 | 0 | 0  | 0 | 0 | 0/0.0   |
| USF           | 1-1   | 39   | 5-11 | 2-5   | 2-2  | 1/1.0 | 4 | 1  | 0 | 2 | 14/14.0 |
| Syracuse      | 0-0   | 0    | 0-0  | 0-0   | 0-0  | 0/0.0 | 0 | 0  | 0 | 0 | 0/0.0   |
| Villanova     | 0-0   | 0    | 0-0  | 0-0   | 0-0  | 0/0.0 | 0 | 0  | 0 | 0 | 0/0.0   |
| West Virginia | 0-0   | 0    | 0-0  | 0-0   | 0-0  | 0/0.0 | 0 | 0  | 0 | 0 | 0/0.0   |

## Career Statistics

| Season       | GP-GS        | Min        | Avg         | FG-A          | Pct         | 3FG-A        | Pct         | FT-A         | Pct         | O-D-TOT         | Avg        | PF-FO       | Ast       | TO        | Blk      | Stl       | Pts        | Avg         |
|--------------|--------------|------------|-------------|---------------|-------------|--------------|-------------|--------------|-------------|-----------------|------------|-------------|-----------|-----------|----------|-----------|------------|-------------|
| 2010-11      |              |            |             |               |             |              |             |              |             | Did Not Play    |            |             |           |           |          |           |            |             |
| 2011-12      | 19-18        | 653        | 34.4        | 75-171        | .439        | 31-83        | .373        | 62-81        | .765        | 10-50-60        | 3.2        | 33-0        | 89        | 28        | 3        | 26        | 243        | 12.8        |
| <b>TOTAL</b> | <b>19-18</b> | <b>653</b> | <b>34.4</b> | <b>75-171</b> | <b>.439</b> | <b>31-83</b> | <b>.373</b> | <b>62-81</b> | <b>.765</b> | <b>10-50-60</b> | <b>3.2</b> | <b>33-0</b> | <b>89</b> | <b>28</b> | <b>3</b> | <b>26</b> | <b>243</b> | <b>12.8</b> |

## Career BIG EAST Statistics

| Season       | GP-GS      | Min        | Avg         | FG-A         | Pct         | 3FG-A        | Pct         | FT-A         | Pct         | O-D-TOT       | Avg        | PF-FO       | Ast       | TO        | Blk      | Stl       | Pts       | Avg         |
|--------------|------------|------------|-------------|--------------|-------------|--------------|-------------|--------------|-------------|---------------|------------|-------------|-----------|-----------|----------|-----------|-----------|-------------|
| 2010-11      |            |            |             |              |             |              |             |              |             | Did Not Play  |            |             |           |           |          |           |           |             |
| 2011-12      | 6-6        | 225        | 37.5        | 25-67        | .373        | 13-39        | .333        | 15-22        | .682        | 4-7-11        | 1.8        | 13-0        | 32        | 11        | 0        | 10        | 78        | 13.0        |
| <b>TOTAL</b> | <b>6-6</b> | <b>225</b> | <b>37.5</b> | <b>25-67</b> | <b>.373</b> | <b>13-39</b> | <b>.333</b> | <b>15-22</b> | <b>.682</b> | <b>4-7-11</b> | <b>1.8</b> | <b>13-0</b> | <b>32</b> | <b>11</b> | <b>0</b> | <b>10</b> | <b>78</b> | <b>13.0</b> |



# 24 Pat Connaughton

Freshman • Guard/Forward  
6-5 • 206  
Arlington, Mass. • St. John's Prep

### Career Games With:

|                      |     |
|----------------------|-----|
| Double Figure Points | 4   |
| 20-Plus Points       | 1   |
| 30-Plus Points       | N/A |
| 10-Plus Rebounds     | N/A |
| 10-Plus Assists      | N/A |
| Double-Double        | N/A |

### 2011-12 Honors, Awards & Accomplishments

- Recorded career high in rebounds (9) against Detroit (11/14/11)
- Set early career bests in points (24), steals (2), FG's (9) and 3FG's (6) against Sam Houston State (11/16/11)
- The six three's against SHSU were most by Irish freshman since Chris Thomas hit six against UConn on March 8, 2002 and the 24 points were most by a freshman since Torin Francis scored 25 against Arizona on March 27, 2003
- Played career-high 36 minutes against Delaware State (11/18/11) in first career start of Irish career
- Dished out career best three assists against Bryant (11/27/11)
- Hit career best 4 FT's against Maryland (12/4/11)

## Season and Career Bests

|                 |                               |                 |                                |
|-----------------|-------------------------------|-----------------|--------------------------------|
| <b>Points</b>   | 24 (vs. Sam Houston 11/16/11) | <b>FG's</b>     | 9 (vs. Sam Houston 11/16/11)   |
| Season          | 24 (vs. Sam Houston 11/16/11) | Season          | 9 (vs. Sam Houston 11/16/11)   |
| Career          | 24 (vs. Sam Houston 11/16/11) | Career          | 9 (vs. Sam Houston 11/16/11)   |
| <b>Rebounds</b> | 9 (vs. Detroit 11/14/11)      | <b>3PT FG's</b> | 6 (vs. Sam Houston 11/16/11)   |
| Season          | 9 (vs. Detroit 11/14/11)      | Season          | 6 (vs. Sam Houston 11/16/11)   |
| Career          | 9 (vs. Detroit 11/14/11)      | Career          | 6 (vs. Sam Houston 11/16/11)   |
| <b>Assists</b>  | 3 (on two occasions)          | <b>FT's</b>     | 4 (vs. Maryland 12/4/11)       |
| Season          | 3 (on two occasions)          | Season          | 4 (vs. Maryland 12/4/11)       |
| Career          | 3 (on two occasions)          | Career          | 4 (vs. Maryland 12/4/11)       |
| <b>Steals</b>   | 2 (on two occasions)          | <b>Minutes</b>  | 36 (vs. Delaware St. 11/18/11) |
| Season          | 2 (on two occasions)          | Season          | 36 (vs. Delaware St. 11/18/11) |
| Career          | 2 (on two occasions)          | Career          | 36 (vs. Delaware St. 11/18/11) |
| <b>Blocks</b>   | 1 (on three occasions)        |                 |                                |
| Season          | 1 (on three occasions)        |                 |                                |
| Career          | 1 (on three occasions)        |                 |                                |

## Game-By-Game Stats

|                          | Start | FG-A | 3P-A | FT-A | Reb | PF | TP | A | TO | BK | S | Min |
|--------------------------|-------|------|------|------|-----|----|----|---|----|----|---|-----|
| Mississippi Valley State |       | 0-4  | 0-2  | 2-2  | 4   | 1  | 2  | 0 | 0  | 0  | 0 | 15  |
| Detroit                  |       | 4-5  | 0-1  | 2-3  | 9   | 2  | 10 | 0 | 1  | 0  | 0 | 20  |
| Sam Houston State        |       | 9-14 | 6-10 | 0-1  | 5   | 1  | 24 | 1 | 1  | 0  | 2 | 33  |
| Delaware State           | *     | 3-9  | 1-3  | 2-2  | 7   | 1  | 9  | 2 | 2  | 0  | 0 | 36  |
| Missouri                 |       | 2-4  | 1-2  | 2-3  | 5   | 1  | 7  | 0 | 0  | 1  | 0 | 26  |
| Georgia                  |       | 4-7  | 1-3  | 2-4  | 0   | 0  | 11 | 0 | 0  | 0  | 0 | 18  |
| Bryant                   | *     | 1-5  | 0-1  | 0-0  | 3   | 0  | 2  | 3 | 1  | 0  | 0 | 24  |
| Gonzaga                  |       | 4-8  | 2-3  | 1-1  | 3   | 0  | 11 | 0 | 0  | 0  | 1 | 26  |
| Maryland                 |       | 2-4  | 1-2  | 4-4  | 6   | 3  | 9  | 0 | 0  | 0  | 1 | 25  |
| Maine                    |       | 1-4  | 0-2  | 2-2  | 5   | 0  | 4  | 0 | 1  | 0  | 0 | 26  |
| Dartmouth                | *     | 1-6  | 1-6  | 0-0  | 4   | 0  | 3  | 3 | 1  | 0  | 0 | 27  |
| Indiana                  |       | 1-3  | 0-1  | 0-1  | 4   | 4  | 2  | 1 | 1  | 0  | 1 | 22  |
| Sacred Heart             |       | 1-4  | 1-2  | 2-2  | 2   | 1  | 5  | 0 | 0  | 0  | 0 | 20  |
| Pittsburgh               |       | 1-1  | 0-0  | 0-0  | 0   | 0  | 2  | 2 | 0  | 0  | 0 | 11  |
| Cincinnati               |       | 2-6  | 1-5  | 0-0  | 4   | 3  | 5  | 0 | 1  | 0  | 0 | 15  |
| Louisville               |       | 0-0  | 0-0  | 0-0  | 0   | 1  | 0  | 0 | 1  | 0  | 0 | 8   |
| South Florida            |       | 2-4  | 1-2  | 0-0  | 1   | 0  | 5  | 0 | 1  | 1  | 0 | 10  |
| Connecticut              |       | 1-7  | 0-3  | 0-0  | 4   | 3  | 2  | 0 | 0  | 0  | 2 | 20  |
| Rutgers                  |       | 3-8  | 1-6  | 0-0  | 5   | 4  | 7  | 0 | 0  | 1  | 0 | 29  |
| Syracuse                 |       |      |      |      |     |    |    |   |    |    |   |     |
| Seton Hall               |       |      |      |      |     |    |    |   |    |    |   |     |
| Connecticut              |       |      |      |      |     |    |    |   |    |    |   |     |
| Marquette                |       |      |      |      |     |    |    |   |    |    |   |     |
| West Virginia            |       |      |      |      |     |    |    |   |    |    |   |     |
| DePaul                   |       |      |      |      |     |    |    |   |    |    |   |     |
| Rutgers                  |       |      |      |      |     |    |    |   |    |    |   |     |
| Villanova                |       |      |      |      |     |    |    |   |    |    |   |     |
| West Virginia            |       |      |      |      |     |    |    |   |    |    |   |     |
| St. John's               |       |      |      |      |     |    |    |   |    |    |   |     |
| Georgetown               |       |      |      |      |     |    |    |   |    |    |   |     |
| Providence               |       |      |      |      |     |    |    |   |    |    |   |     |

### Career Stats vs. The BIG EAST

| Opponent      | GP-GS | Min. | FG-A | 3PT-A | FT-A | Reb.  | A | PF | B | S | Pts.  |
|---------------|-------|------|------|-------|------|-------|---|----|---|---|-------|
| Cincinnati    | 1-0   | 15   | 2-6  | 1-5   | 0-0  | 4/4.0 | 0 | 3  | 0 | 0 | 5/5.0 |
| Connecticut   | 1-0   | 20   | 1-7  | 0-3   | 0-0  | 4/4.0 | 0 | 3  | 0 | 2 | 2/2.0 |
| DePaul        | 0-0   | 0    | 0-0  | 0-0   | 0-0  | 0/0.0 | 0 | 0  | 0 | 0 | 0/0.0 |
| Georgetown    | 0-0   | 0    | 0-0  | 0-0   | 0-0  | 0/0.0 | 0 | 0  | 0 | 0 | 0/0.0 |
| Louisville    | 1-0   | 8    | 0-0  | 0-0   | 0-0  | 0/0.0 | 0 | 1  | 0 | 0 | 0/0.0 |
| Marquette     | 0-0   | 0    | 0-0  | 0-0   | 0-0  | 0/0.0 | 0 | 0  | 0 | 0 | 0/0.0 |
| Pittsburgh    | 1-0   | 11   | 1-1  | 0-0   | 0-0  | 0/0.0 | 2 | 0  | 0 | 0 | 2/2.0 |
| Providence    | 0-0   | 0    | 0-0  | 0-0   | 0-0  | 0/0.0 | 0 | 0  | 0 | 0 | 0/0.0 |
| Rutgers       | 1-0   | 29   | 3-8  | 1-6   | 0-0  | 5/5.0 | 0 | 4  | 1 | 0 | 7/7.0 |
| St. John's    | 0-0   | 0    | 0-0  | 0-0   | 0-0  | 0/0.0 | 0 | 0  | 0 | 0 | 0/0.0 |
| Seton Hall    | 0-0   | 0    | 0-0  | 0-0   | 0-0  | 0/0.0 | 0 | 0  | 0 | 0 | 0/0.0 |
| USF           | 1-0   | 10   | 2-4  | 1-2   | 0-0  | 1/1.0 | 0 | 0  | 1 | 0 | 5/5.0 |
| Syracuse      | 0-0   | 0    | 0-0  | 0-0   | 0-0  | 0/0.0 | 0 | 0  | 0 | 0 | 0/0.0 |
| Villanova     | 0-0   | 0    | 0-0  | 0-0   | 0-0  | 0/0.0 | 0 | 0  | 0 | 0 | 0/0.0 |
| West Virginia | 0-0   | 0    | 0-0  | 0-0   | 0-0  | 0/0.0 | 0 | 0  | 0 | 0 | 0/0.0 |


## Career Statistics

| Season       | GP-GS       | Min        | Avg         | FG-A          | Pct         | 3FG-A        | Pct         | FT-A         | Pct         | O-D-TOT         | Avg        | PF-FO       | Ast       | TO        | Blk      | Stl      | Pts        | Avg        |
|--------------|-------------|------------|-------------|---------------|-------------|--------------|-------------|--------------|-------------|-----------------|------------|-------------|-----------|-----------|----------|----------|------------|------------|
| 2011-12      | 19-3        | 411        | 21.6        | 42-103        | .408        | 17-54        | .315        | 19-25        | .760        | 18-53-71        | 3.7        | 25-0        | 12        | 11        | 3        | 7        | 120        | 6.3        |
| <b>TOTAL</b> | <b>19-3</b> | <b>411</b> | <b>21.6</b> | <b>42-103</b> | <b>.408</b> | <b>17-54</b> | <b>.315</b> | <b>19-25</b> | <b>.760</b> | <b>18-53-71</b> | <b>3.7</b> | <b>25-0</b> | <b>12</b> | <b>11</b> | <b>3</b> | <b>7</b> | <b>120</b> | <b>6.3</b> |

## Career BIG EAST Statistics

| Season       | GP-GS      | Min       | Avg         | FG-A        | Pct         | 3FG-A       | Pct         | FT-A       | Pct         | O-D-TOT       | Avg        | PF-FO       | Ast      | TO       | Blk      | Stl      | Pts       | Avg        |
|--------------|------------|-----------|-------------|-------------|-------------|-------------|-------------|------------|-------------|---------------|------------|-------------|----------|----------|----------|----------|-----------|------------|
| 2011-12      | 6-0        | 93        | 15.5        | 9-26        | .346        | 3-16        | .188        | 0-0        | .000        | 5-9-14        | 2.3        | 11-0        | 2        | 3        | 2        | 2        | 21        | 3.5        |
| <b>TOTAL</b> | <b>6-0</b> | <b>93</b> | <b>15.5</b> | <b>9-26</b> | <b>.346</b> | <b>3-16</b> | <b>.188</b> | <b>0-0</b> | <b>.000</b> | <b>5-9-14</b> | <b>2.3</b> | <b>11-0</b> | <b>2</b> | <b>3</b> | <b>2</b> | <b>2</b> | <b>21</b> | <b>3.5</b> |





# 25 Tom Knight | Junior • Forward 6-9 • 250 Dixfield, Maine • Dirigo

### Career Games With:

|                            |     |
|----------------------------|-----|
| Double Figure Points ..... | N/A |
| 20-Plus Points .....       | N/A |
| 30-Plus Points .....       | N/A |
| 10-Plus Rebounds .....     | N/A |
| 10-Plus Assists .....      | N/A |
| Double-Double .....        | N/A |

### 2011-12 Honors, Awards & Accomplishments

- Started three consecutive games (Maryland, Maine, Dartmouth); first three starts of Irish career
- Career highs in blocks (3), FT's (4) and minutes (25) and tied career high in rebounds (5) against Dartmouth (12/10/11)
- Career high nine points against Sacred Heart (12/19/11)

## Season and Career Bests

|                 |                               |                 |                             |
|-----------------|-------------------------------|-----------------|-----------------------------|
| <b>Points</b>   |                               | <b>FG's</b>     |                             |
| Season          | 9 (vs. Sacred Heart 12/19/11) | Season          | 3 (on four occasions)       |
| Career          | 9 (vs. Sacred Heart 12/19/11) | Career          | 3 (on six occasions)        |
| <b>Rebounds</b> |                               | <b>3PT FG's</b> |                             |
| Season          | 5 (vs. Dartmouth 12/10/11)    | Season          | --                          |
| Career          | 5 (on two occasions)          | Career          | --                          |
| <b>Assists</b>  |                               | <b>FT's</b>     |                             |
| Season          | 2 (on three occasions)        | Season          | 4 (vs. Dartmouth 12/10/11)  |
| Career          | 2 (on three occasions)        | Career          | 4 (vs. Dartmouth 12/10/11)  |
| <b>Steals</b>   |                               | <b>Minutes</b>  |                             |
| Season          | 2 (vs. Sam Houston 11/16/11)  | Season          | 25 (vs. Dartmouth 12/10/11) |
| Career          | 2 (vs. Sam Houston 11/16/11)  | Career          | 25 (vs. Dartmouth 12/10/11) |
| <b>Blocks</b>   |                               |                 |                             |
| Season          | 3 (vs. Dartmouth 12/10/11)    |                 |                             |
| Career          | 3 (vs. Dartmouth 12/10/11)    |                 |                             |

## Game-By-Game Stats

|                          | Start | FG-A | 3P-A | FT-A | Reb | PF | TP | A | TO | BK | S | Min |
|--------------------------|-------|------|------|------|-----|----|----|---|----|----|---|-----|
| Mississippi Valley State |       | 0-0  | 0-0  | 0-0  | 2   | 0  | 0  | 0 | 0  | 0  | 0 | 5   |
| Detroit                  |       | 0-1  | 0-0  | 0-0  | 1   | 0  | 0  | 0 | 0  | 0  | 0 | 1   |
| Sam Houston State        |       | 3-7  | 0-0  | 1-2  | 1   | 1  | 7  | 2 | 0  | 0  | 2 | 19  |
| Delaware State           |       | 3-4  | 0-0  | 0-0  | 0   | 2  | 6  | 0 | 0  | 0  | 0 | 8   |
| Missouri                 |       |      |      |      |     |    |    |   |    |    |   | DNP |
| Georgia                  |       |      |      |      |     |    |    |   |    |    |   | DNP |
| Bryant                   |       | 2-3  | 0-0  | 0-0  | 0   | 2  | 4  | 1 | 0  | 0  | 0 | 8   |
| Gonzaga                  |       | 2-3  | 0-0  | 0-0  | 3   | 3  | 4  | 1 | 0  | 2  | 0 | 14  |
| Maryland                 | *     | 2-3  | 0-0  | 0-0  | 0   | 2  | 4  | 0 | 0  | 0  | 0 | 9   |
| Maine                    | *     | 2-6  | 0-0  | 3-5  | 2   | 2  | 7  | 2 | 2  | 1  | 1 | 23  |
| Dartmouth                | *     | 2-6  | 0-0  | 4-4  | 5   | 1  | 8  | 1 | 1  | 3  | 1 | 25  |
| Indiana                  |       | 0-1  | 0-0  | 0-2  | 0   | 1  | 0  | 0 | 0  | 1  | 0 | 5   |
| Sacred Heart             |       | 3-4  | 0-0  | 3-4  | 1   | 1  | 9  | 2 | 1  | 0  | 0 | 11  |
| Pittsburgh               |       | 3-5  | 0-0  | 0-0  | 1   | 1  | 6  | 0 | 0  | 2  | 0 | 14  |
| Cincinnati               |       | 2-4  | 0-0  | 0-1  | 3   | 1  | 4  | 0 | 2  | 0  | 0 | 12  |
| Louisville               |       |      |      |      |     |    |    |   |    |    |   | DNP |
| South Florida            |       | 0-0  | 0-0  | 0-0  | 1   | 1  | 0  | 0 | 0  | 1  | 0 | 9   |
| Connecticut              |       | 1-4  | 0-0  | 0-0  | 4   | 1  | 2  | 0 | 0  | 0  | 0 | 9   |
| Rutgers                  |       | 0-0  | 0-0  | 0-0  | 0   | 0  | 0  | 0 | 0  | 0  | 0 | 3   |
| Syracuse                 |       |      |      |      |     |    |    |   |    |    |   |     |
| Seton Hall               |       |      |      |      |     |    |    |   |    |    |   |     |
| Connecticut              |       |      |      |      |     |    |    |   |    |    |   |     |
| Marquette                |       |      |      |      |     |    |    |   |    |    |   |     |
| West Virginia            |       |      |      |      |     |    |    |   |    |    |   |     |
| DePaul                   |       |      |      |      |     |    |    |   |    |    |   |     |
| Rutgers                  |       |      |      |      |     |    |    |   |    |    |   |     |
| Villanova                |       |      |      |      |     |    |    |   |    |    |   |     |
| West Virginia            |       |      |      |      |     |    |    |   |    |    |   |     |
| St. John's               |       |      |      |      |     |    |    |   |    |    |   |     |
| Georgetown               |       |      |      |      |     |    |    |   |    |    |   |     |
| Providence               |       |      |      |      |     |    |    |   |    |    |   |     |

### Career Stats vs. The BIG EAST


| Opponent      | GP-GS | Min. | FG-A | 3PT-A | FT-A | Reb.  | A | PF | B | S | Pts.  |
|---------------|-------|------|------|-------|------|-------|---|----|---|---|-------|
| Cincinnati    | 2-0   | 16   | 3-5  | 0-0   | 0-1  | 3/1.5 | 0 | 2  | 0 | 0 | 6/3.0 |
| Connecticut   | 1-0   | 9    | 1-4  | 0-0   | 0-0  | 4/4.0 | 0 | 1  | 0 | 0 | 2/2.0 |
| DePaul        | 1-0   | 2    | 1-1  | 0-0   | 0-0  | 0/0.0 | 0 | 0  | 0 | 0 | 2/2.0 |
| Georgetown    | 0-0   | 0    | 0-0  | 0-0   | 0-0  | 0/0.0 | 0 | 0  | 0 | 0 | 0/0.0 |
| Louisville    | 0-0   | 0    | 0-0  | 0-0   | 0-0  | 0/0.0 | 0 | 0  | 0 | 0 | 0/0.0 |
| Marquette     | 1-0   | 2    | 0-0  | 0-0   | 0-0  | 1/1.0 | 0 | 0  | 0 | 0 | 0/0.0 |
| Pittsburgh    | 1-0   | 14   | 3-5  | 0-0   | 0-0  | 1/1.0 | 0 | 1  | 2 | 0 | 6/6.0 |
| Providence    | 0-0   | 0    | 0-0  | 0-0   | 0-0  | 0/0.0 | 0 | 0  | 0 | 0 | 0/0.0 |
| Rutgers       | 1-0   | 3    | 0-0  | 0-0   | 0-0  | 0/0.0 | 0 | 0  | 0 | 0 | 0/0.0 |
| St. John's    | 1-0   | 0    | 0-0  | 0-0   | 0-0  | 0/0.0 | 0 | 0  | 0 | 0 | 0/0.0 |
| Seton Hall    | 0-0   | 0    | 0-0  | 0-0   | 0-0  | 0/0.0 | 0 | 0  | 0 | 0 | 0/0.0 |
| USF           | 2-0   | 14   | 0-2  | 0-0   | 0-0  | 1/0.5 | 0 | 1  | 1 | 0 | 0/0.0 |
| Syracuse      | 1-0   | 0+   | 0-0  | 0-0   | 0-0  | 0/0.0 | 0 | 0  | 0 | 0 | 0/0.0 |
| Villanova     | 1-0   | 1    | 0-0  | 0-0   | 0-0  | 1/1.0 | 1 | 1  | 0 | 0 | 0/0.0 |
| West Virginia | 0-0   | 0    | 0-0  | 0-0   | 0-0  | 0/0.0 | 0 | 0  | 0 | 0 | 0/0.0 |

### Career Statistics

| Season       | GP-GS       | Min        | Avg        | FG-A         | Pct         | 3FG-A      | Pct         | FT-A         | Pct         | O-D-TOT         | Avg        | PF-FO       | Ast       | TO       | Blk       | Stl      | Pts       | Avg        |  |
|--------------|-------------|------------|------------|--------------|-------------|------------|-------------|--------------|-------------|-----------------|------------|-------------|-----------|----------|-----------|----------|-----------|------------|--|
| 2009-10      |             |            |            |              |             |            |             |              |             | Did Not Play    |            |             |           |          |           |          |           |            |  |
| 2010-11      | 14-0        | 53         | 3.8        | 9-19         | .474        | 0-0        | .000        | 2-2          | 1.000       | 7-9-16          | 1.1        | 3-0         | 3         | 1        | 2         | 0        | 20        | 1.4        |  |
| 2011-12      | 16-3        | 175        | 10.9       | 25-51        | .490        | 0-0        | .000        | 11-18        | .611        | 10-14-24        | 1.5        | 19-0        | 9         | 6        | 10        | 5        | 61        | 3.8        |  |
| <b>TOTAL</b> | <b>30-3</b> | <b>228</b> | <b>7.6</b> | <b>34-70</b> | <b>.486</b> | <b>0-0</b> | <b>.000</b> | <b>13-20</b> | <b>.650</b> | <b>17-23-40</b> | <b>1.3</b> | <b>22-0</b> | <b>12</b> | <b>7</b> | <b>12</b> | <b>5</b> | <b>81</b> | <b>2.7</b> |  |

### Career BIG EAST Statistics

| Season       | GP-GS       | Min       | Avg        | FG-A        | Pct         | 3FG-A      | Pct         | FT-A       | Pct         | O-D-TOT       | Avg        | PF-FO      | Ast      | TO       | Blk      | Stl      | Pts       | Avg        |  |
|--------------|-------------|-----------|------------|-------------|-------------|------------|-------------|------------|-------------|---------------|------------|------------|----------|----------|----------|----------|-----------|------------|--|
| 2009-10      |             |           |            |             |             |            |             |            |             | Did Not Play  |            |            |          |          |          |          |           |            |  |
| 2010-11      | 6-0         | 11        | 1.8        | 1-3         | .333        | 0-0        | .000        | 0-0        | .000        | 1-1-2         | 0.3        | 1-0        | 1        | 0        | 0        | 0        | 2         | 0.3        |  |
| 2011-12      | 5-0         | 47        | 9.4        | 6-13        | .462        | 0-0        | .000        | 0-1        | .000        | 5-4-9         | 1.8        | 4-0        | 0        | 2        | 3        | 0        | 12        | 2.4        |  |
| <b>TOTAL</b> | <b>11-0</b> | <b>58</b> | <b>5.3</b> | <b>7-16</b> | <b>.438</b> | <b>0-0</b> | <b>.000</b> | <b>0-1</b> | <b>.000</b> | <b>6-5-11</b> | <b>1.0</b> | <b>5-0</b> | <b>1</b> | <b>2</b> | <b>3</b> | <b>0</b> | <b>14</b> | <b>1.3</b> |  |



# 32 Joey Brooks | Junior • Guard

6-6 • 220  
Houston, Texas • Strake Jesuit Prep School

### Career Games With:

|                            |     |
|----------------------------|-----|
| Double Figure Points ..... | 5   |
| 20-Plus Points.....        | N/A |
| 30-Plus Points.....        | N/A |
| 10-Plus Rebounds.....      | N/A |
| 10-Plus Assists .....      | N/A |
| Double-Double .....        | N/A |

### 2011-12 Honors, Awards & Accomplishments

- First career start against Mississippi Valley State (11/12/11)
- Set career bests in points (13), rebounds (9), FT's (7) and minutes (35) in second career start against Detroit (11/14/11)
- Match career high in points (13) while also setting career best in FG's (5), 3FG's (2) and blocks (3) against Bryant (11/27/11)
- First career BIG EAST start against Rutgers (1/16/12)

## Season and Career Bests

|                 |                                   |                 |                           |
|-----------------|-----------------------------------|-----------------|---------------------------|
| <b>Points</b>   | 13 (on three occasions)           | <b>FG's</b>     | 5 (on two occasions)      |
| Season          | 13 (on three occasions)           | Season          | 5 (on two occasions)      |
| Career          | 13 (on three occasions)           | Career          | 5 (on two occasions)      |
| <b>Rebounds</b> | 9 (vs. Detroit 11/14/11)          | <b>3PT FG's</b> | 2 (vs. Bryant 11/27/11)   |
| Season          | 9 (vs. Detroit 11/14/11)          | Season          | 2 (vs. Bryant 11/27/11)   |
| Career          | 9 (vs. Detroit 11/14/11)          | Career          | 2 (vs. Bryant 11/27/11)   |
| <b>Assists</b>  | 3 (on two occasions)              | <b>FT's</b>     | 7 (vs. Detroit 11/14/11)  |
| Season          | 3 (on two occasions)              | Season          | 7 (vs. Detroit 11/14/11)  |
| Career          | 3 (on three occasions)            | Career          | 7 (vs. Detroit 11/14/11)  |
| <b>Steals</b>   | 2 (vs. Detroit 11/14/11)          | <b>Minutes</b>  | 35 (vs. Detroit 11/14/11) |
| Season          | 2 (vs. Detroit 11/14/11)          | Season          | 35 (vs. Detroit 11/14/11) |
| Career          | 3 (vs. Georgia Southern 11/12/10) | Career          | 35 (vs. Detroit 11/14/11) |
| <b>Blocks</b>   | 3 (vs. Bryant 11/27/11)           |                 |                           |
| Season          | 3 (vs. Bryant 11/27/11)           |                 |                           |
| Career          | 3 (vs. Bryant 11/27/11)           |                 |                           |

## Game-By-Game Stats

|                          | Start | FG-A | 3P-A | FT-A | Reb | PF | TP | A | TO | BK | S | Min |
|--------------------------|-------|------|------|------|-----|----|----|---|----|----|---|-----|
| Mississippi Valley State | *     | 3-6  | 1-2  | 2-4  | 4   | 1  | 9  | 3 | 2  | 0  | 0 | 29  |
| Detroit                  | *     | 3-9  | 0-0  | 7-13 | 9   | 3  | 13 | 2 | 1  | 0  | 2 | 35  |
| Sam Houston State        | *     | 0-4  | 0-0  | 0-0  | 1   | 1  | 0  | 1 | 0  | 0  | 0 | 12  |
| Delaware State           |       |      |      |      |     |    |    |   |    |    |   |     |
| Missouri                 |       | 1-5  | 1-2  | 1-2  | 1   | 2  | 4  | 1 | 1  | 0  | 0 | 14  |
| Georgia                  |       | 0-1  | 0-0  | 0-0  | 0   | 0  | 0  | 0 | 0  | 0  | 0 | 3   |
| Bryant                   | *     | 5-7  | 2-2  | 1-2  | 6   | 3  | 13 | 2 | 2  | 3  | 0 | 24  |
| Gonzaga                  | *     | 3-7  | 0-2  | 0-2  | 5   | 3  | 6  | 1 | 1  | 0  | 0 | 28  |
| Maryland                 | *     | 2-6  | 0-1  | 3-4  | 3   | 3  | 7  | 1 | 0  | 0  | 0 | 26  |
| Maine                    | *     | 1-2  | 0-0  | 0-0  | 1   | 1  | 2  | 1 | 1  | 0  | 0 | 10  |
| Dartmouth                |       | 5-6  | 0-0  | 3-3  | 4   | 3  | 13 | 2 | 1  | 0  | 0 | 22  |
| Indiana                  |       | 0-1  | 0-0  | 0-0  | 0   | 0  | 0  | 0 | 1  | 0  | 0 | 4   |
| Sacred Heart             |       | 3-5  | 1-1  | 5-5  | 2   | 2  | 12 | 3 | 0  | 0  | 1 | 17  |
| Pittsburgh               |       | 0-0  | 0-0  | 0-0  | 0   | 0  | 0  | 0 | 1  | 0  | 0 | 5   |
| Cincinnati               |       | 0-2  | 0-1  | 0-0  | 4   | 2  | 0  | 2 | 0  | 0  | 0 | 16  |
| Louisville               |       | 1-3  | 1-1  | 1-2  | 4   | 5  | 4  | 1 | 0  | 0  | 0 | 26  |
| South Florida            |       | 0-1  | 0-1  | 3-4  | 1   | 0  | 3  | 0 | 0  | 0  | 1 | 5   |
| Connecticut              |       | 1-4  | 0-1  | 0-0  | 3   | 0  | 2  | 0 | 1  | 0  | 0 | 13  |
| Rutgers                  | *     | 1-1  | 1-1  | 0-0  | 2   | 1  | 3  | 0 | 2  | 0  | 0 | 9   |
| Syracuse                 |       |      |      |      |     |    |    |   |    |    |   |     |
| Seton Hall               |       |      |      |      |     |    |    |   |    |    |   |     |
| Connecticut              |       |      |      |      |     |    |    |   |    |    |   |     |
| Marquette                |       |      |      |      |     |    |    |   |    |    |   |     |
| West Virginia            |       |      |      |      |     |    |    |   |    |    |   |     |
| DePaul                   |       |      |      |      |     |    |    |   |    |    |   |     |
| Rutgers                  |       |      |      |      |     |    |    |   |    |    |   |     |
| Villanova                |       |      |      |      |     |    |    |   |    |    |   |     |
| West Virginia            |       |      |      |      |     |    |    |   |    |    |   |     |
| St. John's               |       |      |      |      |     |    |    |   |    |    |   |     |
| Georgetown               |       |      |      |      |     |    |    |   |    |    |   |     |
| Providence               |       |      |      |      |     |    |    |   |    |    |   |     |

### Career Stats vs. The BIG EAST

| Opponent      | GP-GS | Min. | FG-A | 3PT-A | FT-A | Reb.  | A | PF | B | S | Pts.   |
|---------------|-------|------|------|-------|------|-------|---|----|---|---|--------|
| Cincinnati    | 5-0   | 29   | 2-6  | 1-4   | 0-1  | 7/1.4 | 3 | 3  | 0 | 0 | 5/1.0  |
| Connecticut   | 4-0   | 21   | 1-4  | 0-1   | 0-0  | 4/1.0 | 1 | 2  | 0 | 0 | 2/0.5  |
| DePaul        | 2-0   | 11   | 0-0  | 0-0   | 2-2  | 1/0.5 | 0 | 0  | 0 | 0 | 2/1.0  |
| Georgetown    | 0-0   | 0    | 0-0  | 0-0   | 0-0  | 0/0.0 | 0 | 0  | 0 | 0 | 0/0.0  |
| Louisville    | 2-0   | 28   | 1-3  | 1-1   | 1-2  | 4/2.0 | 1 | 6  | 0 | 0 | 4/2.0  |
| Marquette     | 2-0   | 18   | 1-2  | 0-0   | 1-4  | 1/0.5 | 0 | 3  | 0 | 2 | 3/1.5  |
| Pittsburgh    | 1-0   | 5    | 0-0  | 0-0   | 0-0  | 0/0.0 | 0 | 0  | 0 | 0 | 0/0.0  |
| Providence    | 1-0   | 0    | 0-0  | 0-0   | 0-0  | 0/0.0 | 0 | 0  | 0 | 0 | 0/0.0  |
| Rutgers       | 3-1   | 14   | 1-2  | 1-1   | 0-0  | 2/0.7 | 0 | 1  | 0 | 1 | 3/1.0  |
| St. John's    | 3-0   | 38   | 1-1  | 0-0   | 9-16 | 5/1.7 | 0 | 4  | 0 | 2 | 11/3.7 |
| Seton Hall    | 2-0   | 8    | 1-1  | 0-0   | 1-2  | 0/0.0 | 0 | 2  | 0 | 1 | 3/1.5  |
| USF           | 2-0   | 14   | 0-2  | 0-1   | 3-6  | 1/0.5 | 0 | 1  | 0 | 1 | 3/1.5  |
| Syracuse      | 1-0   | 1    | 0-0  | 0-0   | 0-0  | 0/0.0 | 0 | 0  | 0 | 0 | 0/0.0  |
| Villanova     | 2-0   | 8    | 1-2  | 0-0   | 0-0  | 0/0.0 | 1 | 0  | 0 | 1 | 2/1.0  |
| West Virginia | 2-0   | 11   | 2-3  | 1-1   | 0-0  | 1/0.5 | 0 | 1  | 0 | 0 | 5/2.5  |

## Career Statistics

| Season       | GP-GS       | Min        | Avg        | FG-A          | Pct         | 3FG-A        | Pct         | FT-A         | Pct         | O-D-TOT         | Avg        | PF-FO       | Ast       | TO        | Blk      | Stl       | Pts        | Avg        |
|--------------|-------------|------------|------------|---------------|-------------|--------------|-------------|--------------|-------------|-----------------|------------|-------------|-----------|-----------|----------|-----------|------------|------------|
| 2009-10      | 22-0        | 86         | 3.9        | 15-31         | .484        | 4-7          | .571        | 11-16        | .688        | 5-4-9           | 0.4        | 12-0        | 4         | 5         | 0        | 9         | 45         | 2.0        |
| 2010-11      | 27-0        | 205        | 7.6        | 12-34         | .353        | 1-13         | .077        | 17-37        | .459        | 7-22-29         | 1.1        | 25-1        | 11        | 15        | 0        | 10        | 42         | 1.6        |
| 2011-12      | 18-8        | 298        | 16.6       | 29-70         | .414        | 7-15         | .467        | 26-41        | .634        | 15-35-50        | 2.8        | 30-1        | 20        | 14        | 3        | 4         | 91         | 5.1        |
| <b>TOTAL</b> | <b>67-8</b> | <b>589</b> | <b>8.8</b> | <b>56-135</b> | <b>.415</b> | <b>12-35</b> | <b>.343</b> | <b>54-94</b> | <b>.574</b> | <b>27-61-88</b> | <b>1.3</b> | <b>67-2</b> | <b>35</b> | <b>34</b> | <b>3</b> | <b>23</b> | <b>178</b> | <b>2.7</b> |

## Career BIG EAST Statistics

| Season       | GP-GS       | Min        | Avg        | FG-A         | Pct         | 3FG-A      | Pct         | FT-A         | Pct         | O-D-TOT        | Avg        | PF-FO       | Ast      | TO        | Blk      | Stl      | Pts       | Avg        |
|--------------|-------------|------------|------------|--------------|-------------|------------|-------------|--------------|-------------|----------------|------------|-------------|----------|-----------|----------|----------|-----------|------------|
| 2009-10      | 11-0        | 39         | 3.5        | 5-8          | .625        | 2-2        | 1.000       | 3-4          | .750        | 0-3-3          | 0.3        | 5-0         | 2        | 1         | 0        | 3        | 15        | 1.4        |
| 2010-11      | 13-0        | 87         | 6.7        | 2-6          | .333        | 0-2        | .000        | 10-23        | .435        | 1-8-9          | 0.7        | 9-0         | 0        | 5         | 0        | 4        | 14        | 1.1        |
| 2011-12      | 6-1         | 74         | 12.3       | 3-11         | .273        | 2-5        | .400        | 4-6          | .667        | 6-8-14         | 2.3        | 8-1         | 3        | 4         | 0        | 1        | 12        | 2.0        |
| <b>TOTAL</b> | <b>30-1</b> | <b>200</b> | <b>6.7</b> | <b>10-25</b> | <b>.400</b> | <b>4-9</b> | <b>.444</b> | <b>17-33</b> | <b>.515</b> | <b>7-19-26</b> | <b>0.9</b> | <b>22-1</b> | <b>5</b> | <b>10</b> | <b>0</b> | <b>8</b> | <b>41</b> | <b>1.4</b> |



# 33 Mike Broghammer | Junior • Forward

6-9 • 265  
Orono, Minn. • Hopkins

### Career Games With:

|                           |     |
|---------------------------|-----|
| Double Figure Points..... | N/A |
| 20-Plus Points.....       | N/A |
| 30-Plus Points.....       | N/A |
| 10-Plus Rebounds.....     | N/A |
| 10-Plus Assists.....      | N/A |
| Double-Double.....        | N/A |

### 2011-12 Honors, Awards & Accomplishments

- Set career high in assists with two against Sam Houston State (11/16/11)
- Set career highs in points (9) and FG's (4) against Delaware State (11/18/11)
- Notched career marks in rebounds (7), blocks (2) and minutes (16) against Maryland (12/4/11)

## Season and Career Bests

|                 |                               |                 |                               |
|-----------------|-------------------------------|-----------------|-------------------------------|
| <b>Points</b>   | 9 (vs. Delaware St. 11/18/11) | <b>FG's</b>     | 4 (vs. Delaware St. 11/18/11) |
| Season          | 9 (vs. Delaware St. 11/18/11) | Career          | 4 (vs. Delaware St. 11/18/11) |
| <b>Rebounds</b> | 7 (vs. Maryland 12/4/11)      | <b>3PT FG's</b> | --                            |
| Season          | 7 (vs. Maryland 12/4/11)      | Season          | 1 (vs. Bucknell 12/22/09)     |
| Career          | 7 (vs. Maryland 12/4/11)      | Career          | 1 (vs. Bucknell 12/22/09)     |
| <b>Assists</b>  | 2 (on two occasions)          | <b>FT's</b>     | 1 (on two occasions)          |
| Season          | 2 (on two occasions)          | Season          | 1 (on eight occasions)        |
| Career          | 2 (on two occasions)          | Career          | 1 (on eight occasions)        |
| <b>Steals</b>   | 1 (on four occasions)         | <b>Minutes</b>  | 16 (vs. Maryland 12/4/11)     |
| Season          | 1 (on four occasions)         | Season          | 16 (vs. Maryland 12/4/11)     |
| Career          | 2 (vs. Louisville 2/17/10)    | Career          | 16 (vs. Maryland 12/4/11)     |
| <b>Blocks</b>   | 2 (on two occasions)          |                 |                               |
| Season          | 2 (on two occasions)          |                 |                               |
| Career          | 2 (on two occasions)          |                 |                               |

## Game-By-Game Stats

|                          | Start | FG-A | 3P-A | FT-A | Reb | PF | TP | A | TO | BK | S  | Min |
|--------------------------|-------|------|------|------|-----|----|----|---|----|----|----|-----|
| Mississippi Valley State | 3-4   | 0-0  | 0-0  | 2    | 0   | 6  | 0  | 0 | 1  | 1  | 8  |     |
| Detroit                  | 0-1   | 0-0  | 0-2  | 0    | 0   | 0  | 0  | 0 | 0  | 0  | 1  |     |
| Sam Houston State        | 1-1   | 0-0  | 0-0  | 2    | 1   | 2  | 2  | 1 | 1  | 1  | 0  | 11  |
| Delaware State           | 4-5   | 0-0  | 1-2  | 5    | 3   | 9  | 1  | 1 | 0  | 0  | 12 |     |
| Missouri                 | 0-0   | 0-0  | 0-0  | 1    | 0   | 0  | 0  | 0 | 0  | 0  | 4  |     |
| Georgia                  | 0-0   | 0-0  | 0-0  | 0    | 0   | 0  | 0  | 0 | 0  | 0  | 1  |     |
| Bryant                   | 3-4   | 0-0  | 0-0  | 4    | 1   | 6  | 1  | 0 | 0  | 0  | 10 |     |
| Gonzaga                  | 0-1   | 0-0  | 0-0  | 0    | 2   | 0  | 0  | 2 | 0  | 1  | 4  |     |
| Maryland                 | 0-2   | 0-0  | 0-2  | 7    | 1   | 0  | 0  | 0 | 2  | 0  | 16 |     |
| Maine                    | 1-1   | 0-0  | 0-2  | 1    | 1   | 2  | 2  | 1 | 0  | 1  | 11 |     |
| Dartmouth                | 2-3   | 0-0  | 0-0  | 2    | 5   | 4  | 0  | 1 | 2  | 1  | 11 |     |
| Indiana                  | 0-0   | 0-0  | 0-0  | 0    | 2   | 0  | 0  | 0 | 0  | 0  | 3  |     |
| Sacred Heart             | 3-3   | 0-0  | 1-3  | 6    | 1   | 7  | 1  | 0 | 1  | 0  | 12 |     |
| Pittsburgh               | 0-0   | 0-0  | 0-0  | 0    | 0   | 0  | 0  | 0 | 0  | 0  | 1  |     |
| Cincinnati               |       |      |      |      |     |    |    |   |    |    |    | DNP |
| Louisville               | 1-1   | 0-0  | 0-0  | 0    | 4   | 2  | 0  | 1 | 1  | 1  | 0  | 7   |
| South Florida            | 0-1   | 0-0  | 0-0  | 0    | 0   | 0  | 0  | 0 | 0  | 0  | 1  |     |
| Connecticut              | 0-0   | 0-0  | 0-0  | 0    | 0   | 0  | 0  | 0 | 0  | 0  | 1  |     |
| Rutgers                  | 0-1   | 0-0  | 0-2  | 1    | 0   | 0  | 0  | 0 | 1  | 0  | 2  |     |
| Syracuse                 |       |      |      |      |     |    |    |   |    |    |    |     |
| Seton Hall               |       |      |      |      |     |    |    |   |    |    |    |     |
| Connecticut              |       |      |      |      |     |    |    |   |    |    |    |     |
| Marquette                |       |      |      |      |     |    |    |   |    |    |    |     |
| West Virginia            |       |      |      |      |     |    |    |   |    |    |    |     |
| DePaul                   |       |      |      |      |     |    |    |   |    |    |    |     |
| Rutgers                  |       |      |      |      |     |    |    |   |    |    |    |     |
| Villanova                |       |      |      |      |     |    |    |   |    |    |    |     |
| West Virginia            |       |      |      |      |     |    |    |   |    |    |    |     |
| St. John's               |       |      |      |      |     |    |    |   |    |    |    |     |
| Georgetown               |       |      |      |      |     |    |    |   |    |    |    |     |
| Providence               |       |      |      |      |     |    |    |   |    |    |    |     |

### Career Stats vs. The BIG EAST

| Opponent      | GP-GS | Min. | FG-A | 3PT-A | FT-A | Reb.  | A | PF | B | S | Pts.  |
|---------------|-------|------|------|-------|------|-------|---|----|---|---|-------|
| Cincinnati    | 0-0   | 0    | 0-0  | 0-0   | 0-0  | 0/0.0 | 0 | 0  | 0 | 0 | 0/0.0 |
| Connecticut   | 2-0   | 2    | 0-0  | 0-0   | 0-0  | 0/0.0 | 0 | 0  | 0 | 0 | 0/0.0 |
| DePaul        | 0-0   | 0    | 0-0  | 0-0   | 0-0  | 0/0.0 | 0 | 0  | 0 | 0 | 0/0.0 |
| Georgetown    | 0-0   | 0    | 0-0  | 0-0   | 0-0  | 0/0.0 | 0 | 0  | 0 | 0 | 0/0.0 |
| Louisville    | 2-0   | 17   | 2-3  | 0-0   | 0-0  | 1/0.5 | 0 | 9  | 1 | 2 | 4/2.0 |
| Marquette     | 1-0   | 2    | 1-1  | 0-0   | 0-0  | 0/0.0 | 0 | 0  | 0 | 0 | 2/2.0 |
| Pittsburgh    | 2-0   | 4    | 0-1  | 0-0   | 0-0  | 0/0.0 | 0 | 0  | 0 | 0 | 0/0.0 |
| Providence    | 0-0   | 0    | 0-0  | 0-0   | 0-0  | 0/0.0 | 0 | 0  | 0 | 0 | 0/0.0 |
| Rutgers       | 1-0   | 2    | 0-1  | 0-0   | 0-2  | 1/1.0 | 0 | 0  | 1 | 0 | 0/0.0 |
| St. John's    | 1-0   | 2    | 0-0  | 0-0   | 0-0  | 0/0.0 | 0 | 0  | 1 | 0 | 0/0.0 |
| Seton Hall    | 0-0   | 0    | 0-0  | 0-0   | 0-0  | 0/0.0 | 0 | 0  | 0 | 0 | 0/0.0 |
| USF           | 1-0   | 1    | 0-1  | 0-0   | 0-0  | 0/0.0 | 0 | 0  | 0 | 0 | 0/0.0 |
| Syracuse      | 1-0   | 1    | 0-0  | 0-0   | 0-0  | 0/0.0 | 0 | 0  | 0 | 0 | 0/0.0 |
| Villanova     | 0-0   | 0    | 0-0  | 0-0   | 0-0  | 0/0.0 | 0 | 0  | 0 | 0 | 0/0.0 |
| West Virginia | 0-0   | 0    | 0-0  | 0-0   | 0-0  | 0/0.0 | 0 | 0  | 0 | 0 | 0/0.0 |

## Career Statistics

| Season       | GP-GS       | Min        | Avg        | FG-A         | Pct         | 3FG-A      | Pct         | FT-A        | Pct         | O-D-TOT         | Avg        | PF-FO       | Ast       | TO        | Blk       | Stl      | Pts       | Avg        |
|--------------|-------------|------------|------------|--------------|-------------|------------|-------------|-------------|-------------|-----------------|------------|-------------|-----------|-----------|-----------|----------|-----------|------------|
| 2009-10      | 13-0        | 71         | 5.5        | 10-22        | .455        | 1-4        | .250        | 3-7         | .429        | 8-6-14          | 1.1        | 13-1        | 2         | 4         | 1         | 4        | 24        | 1.8        |
| 2010-11      | 10-0        | 52         | 5.2        | 8-20         | .400        | 0-0        | .000        | 2-6         | .333        | 6-4-10          | 1.0        | 8-0         | 1         | 2         | 2         | 0        | 18        | 1.8        |
| 2011-12      | 18-0        | 116        | 6.4        | 18-28        | .643        | 0-0        | .000        | 2-13        | .154        | 13-18-31        | 1.7        | 21-1        | 7         | 7         | 9         | 4        | 38        | 2.1        |
| <b>TOTAL</b> | <b>41-0</b> | <b>239</b> | <b>5.8</b> | <b>36-70</b> | <b>.514</b> | <b>1-4</b> | <b>.250</b> | <b>7-26</b> | <b>.269</b> | <b>27-28-55</b> | <b>1.3</b> | <b>42-2</b> | <b>10</b> | <b>13</b> | <b>12</b> | <b>8</b> | <b>80</b> | <b>2.0</b> |

## Career BIG EAST Statistics

| Season       | GP-GS       | Min       | Avg        | FG-A       | Pct         | 3FG-A      | Pct         | FT-A       | Pct         | O-D-TOT      | Avg        | PF-FO      | Ast      | TO       | Blk      | Stl      | Pts      | Avg        |
|--------------|-------------|-----------|------------|------------|-------------|------------|-------------|------------|-------------|--------------|------------|------------|----------|----------|----------|----------|----------|------------|
| 2009-10      | 3-0         | 14        | 4.7        | 1-3        | .333        | 0-0        | .000        | 0-0        | .000        | 1-0-1        | 0.3        | 5-1        | 0        | 1        | 0        | 2        | 2        | 0.7        |
| 2010-11      | 3-0         | 5         | 1.7        | 1-1        | 1.000       | 0-0        | .000        | 0-0        | .000        | 0-0-0        | 0.0        | 0-0        | 0        | 0        | 1        | 0        | 2        | 0.7        |
| 2011-12      | 5-0         | 12        | 2.4        | 1-3        | .333        | 0-0        | .000        | 0-2        | .000        | 0-1-1        | 0.2        | 4-0        | 0        | 1        | 2        | 0        | 2        | 0.4        |
| <b>TOTAL</b> | <b>11-0</b> | <b>31</b> | <b>2.8</b> | <b>3-7</b> | <b>.429</b> | <b>0-0</b> | <b>.000</b> | <b>0-2</b> | <b>.000</b> | <b>1-1-2</b> | <b>0.2</b> | <b>9-1</b> | <b>0</b> | <b>2</b> | <b>3</b> | <b>2</b> | <b>6</b> | <b>0.5</b> |



# 45 Jack Cooley | Junior • Forward

6-9 • 248  
Glenview, Ill. • Glenbrook South

### Career Games With:

|                           |     |
|---------------------------|-----|
| Double Figure Points..... | 12  |
| 20-Plus Points.....       | 2   |
| 30-Plus Points.....       | N/A |
| 10-Plus Rebounds.....     | 6   |
| 10-Plus Assists.....      | N/A |
| Double-Double.....        | 4   |

### 2011-12 Honors, Awards & Accomplishments

- Recorded all four career double-doubles this season
- First career start versus Mississippi Valley State (11/12/11)
- Set career marks in assists (4) and steals (3) against Sam Houston State (11/16/11)
- Registered first career double-double with 11 points (including then-career-high 7 free throws) and a career-best 17 rebounds against Delaware State (11/18/11)
- Matched career best with 3 steals against Missouri (11/21/11)
- Recorded career best 2 blocks for fifth time in career against Georgia (11/22/11)
- Posted second double-double of the season (22 points, 14 rebounds) against Maine (12/8/11) ... 22 points marked a career best, including career high 8 FT's
- Matched career high in points (22) while blocking a career best four shots against Dartmouth (12/10/11)
- Named to the BIG EAST Weekly Honor Roll (Dec. 12)

## Season and Career Bests

|                 |                                |                 |                            |
|-----------------|--------------------------------|-----------------|----------------------------|
| <b>Points</b>   | 22 (on two occasions)          | <b>FG's</b>     | 9 (vs. Dartmouth 12/10/11) |
| Season          | 22 (on two occasions)          | Career          | 9 (on two occasions)       |
| <b>Rebounds</b> | 17 (vs. Delaware St. 11/18/11) | <b>3PT FG's</b> | --                         |
| Season          | 17 (vs. Delaware St. 11/18/11) | Season          | --                         |
| Career          | 17 (vs. Delaware St. 11/18/11) | Career          | --                         |
| <b>Assists</b>  | 4 (vs. Sam Houston 11/16/11)   | <b>FT's</b>     | 8 (vs. Maine 12/8/11)      |
| Season          | 4 (vs. Sam Houston 11/16/11)   | Season          | 8 (vs. Maine 12/8/11)      |
| Career          | 4 (vs. Sam Houston 11/16/11)   | Career          | 8 (vs. Maine 12/8/11)      |
| <b>Steals</b>   | 3 (on two occasions)           | <b>Minutes</b>  | 43 (vs. Louisville 1/7/12) |
| Season          | 3 (on two occasions)           | Season          | 43 (vs. Louisville 1/7/12) |
| Career          | 3 (on two occasions)           | Career          | 43 (vs. Louisville 1/7/12) |
| <b>Blocks</b>   | 4 (vs. Dartmouth 12/10/11)     |                 |                            |
| Season          | 4 (vs. Dartmouth 12/10/11)     |                 |                            |
| Career          | 4 (vs. Dartmouth 12/10/11)     |                 |                            |

## Game-By-Game Stats

|                          | Start | FG-A | 3P-A | FT-A | Reb | PF | TP | A | TO | BK | S | Min         |
|--------------------------|-------|------|------|------|-----|----|----|---|----|----|---|-------------|
| Mississippi Valley State | *     | 0-5  | 0-0  | 3-4  | 10  | 3  | 3  | 1 | 1  | 1  | 0 | 17          |
| Detroit                  | *     | 3-3  | 0-0  | 1-1  | 8   | 4  | 7  | 2 | 4  | 2  | 0 | 22          |
| Sam Houston State        | *     | 2-3  | 0-0  | 2-4  | 6   | 3  | 6  | 4 | 3  | 1  | 3 | 24          |
| Delaware State           | *     | 2-7  | 0-0  | 7-8  | 17  | 2  | 11 | 1 | 2  | 0  | 0 | 31          |
| Missouri                 | *     | 0-1  | 0-0  | 0-0  | 1   | 1  | 0  | 0 | 0  | 0  | 3 | 18          |
| Georgia                  | *     | 1-1  | 0-0  | 0-3  | 6   | 2  | 2  | 0 | 1  | 2  | 1 | 22          |
| Bryant                   |       | 2-3  | 0-0  | 0-0  | 2   | 1  | 4  | 1 | 2  | 0  | 0 | 10          |
| Gonzaga                  | *     | 3-7  | 0-0  | 0-1  | 6   | 1  | 6  | 0 | 1  | 0  | 0 | 21          |
| Maryland                 |       |      |      |      |     |    |    |   |    |    |   | DNP-illness |
| Maine                    |       | 7-11 | 0-0  | 8-9  | 14  | 3  | 22 | 1 | 1  | 2  | 0 | 27          |
| Dartmouth                | *     | 9-11 | 0-0  | 4-4  | 9   | 2  | 22 | 1 | 1  | 4  | 1 | 25          |
| Indiana                  | *     | 4-5  | 0-0  | 4-5  | 5   | 5  | 12 | 0 | 2  | 1  | 1 | 21          |
| Sacred Heart             | *     | 7-7  | 0-0  | 5-6  | 8   | 1  | 19 | 0 | 0  | 3  | 0 | 25          |
| Pittsburgh               | *     | 3-7  | 0-0  | 2-4  | 14  | 3  | 8  | 1 | 1  | 2  | 1 | 32          |
| Cincinnati               | *     | 7-12 | 0-0  | 1-3  | 11  | 0  | 15 | 0 | 2  | 3  | 1 | 29          |
| Louisville               | *     | 6-12 | 0-0  | 6-7  | 10  | 3  | 18 | 1 | 1  | 1  | 1 | 43          |
| South Florida            | *     | 7-11 | 0-0  | 2-4  | 7   | 1  | 16 | 3 | 0  | 2  | 0 | 31          |
| Connecticut              | *     | 2-7  | 0-0  | 3-3  | 6   | 2  | 7  | 1 | 2  | 1  | 0 | 25          |
| Rutgers                  | *     | 4-5  | 0-0  | 1-3  | 9   | 3  | 9  | 0 | 2  | 0  | 1 | 32          |
| Syracuse                 |       |      |      |      |     |    |    |   |    |    |   |             |
| Seton Hall               |       |      |      |      |     |    |    |   |    |    |   |             |
| Connecticut              |       |      |      |      |     |    |    |   |    |    |   |             |
| Marquette                |       |      |      |      |     |    |    |   |    |    |   |             |
| West Virginia            |       |      |      |      |     |    |    |   |    |    |   |             |
| DePaul                   |       |      |      |      |     |    |    |   |    |    |   |             |
| Rutgers                  |       |      |      |      |     |    |    |   |    |    |   |             |
| Villanova                |       |      |      |      |     |    |    |   |    |    |   |             |
| West Virginia            |       |      |      |      |     |    |    |   |    |    |   |             |
| St. John's               |       |      |      |      |     |    |    |   |    |    |   |             |
| Georgetown               |       |      |      |      |     |    |    |   |    |    |   |             |
| Providence               |       |      |      |      |     |    |    |   |    |    |   |             |

### Career Stats vs. The BIG EAST

| Opponent      | GP-GS | Min. | FG-A  | 3PT-A | FTA | Reb.   | A | PF | B | S | Pts.    |
|---------------|-------|------|-------|-------|-----|--------|---|----|---|---|---------|
| Cincinnati    | 4-1   | 50   | 9-15  | 0-0   | 1-3 | 18/4.5 | 0 | 2  | 5 | 1 | 19/4.8  |
| Connecticut   | 5-1   | 65   | 5-14  | 0-0   | 4-5 | 20/4.0 | 1 | 7  | 1 | 1 | 14/2.8  |
| DePaul        | 1-0   | 7    | 1-2   | 0-0   | 1-2 | 1/1.0  | 1 | 3  | 0 | 0 | 3/3.0   |
| Georgetown    | 2-0   | 17   | 3-3   | 0-0   | 0-0 | 4/2.0  | 0 | 0  | 0 | 0 | 6/3.0   |
| Louisville    | 4-1   | 94   | 14-20 | 0-0   | 6-8 | 24/6.0 | 1 | 13 | 4 | 4 | 34/8.5  |
| Marquette     | 2-0   | 11   | 0-2   | 0-0   | 0-0 | 3/1.5  | 0 | 2  | 0 | 0 | 0/0.0   |
| Pittsburgh    | 3-1   | 55   | 4-9   | 0-0   | 2-5 | 19/6.3 | 1 | 8  | 4 | 1 | 10/3.3  |
| Providence    | 1-0   | 8    | 1-2   | 0-0   | 0-0 | 2/2.0  | 2 | 0  | 0 | 0 | 2/2.0   |
| Rutgers       | 2-1   | 36   | 5-7   | 0-0   | 1-3 | 10/5.0 | 0 | 3  | 1 | 1 | 11/5.5  |
| St. John's    | 3-0   | 29   | 2-5   | 0-0   | 3-6 | 8/2.7  | 0 | 4  | 2 | 1 | 7/2.3   |
| Seton Hall    | 1-0   | 5    | 0-0   | 0-0   | 0-2 | 1/1.0  | 0 | 1  | 0 | 0 | 0/0.0   |
| USF           | 3-1   | 47   | 16-21 | 0-0   | 2-5 | 15/5.0 | 3 | 3  | 3 | 1 | 34/11.3 |
| Syracuse      | 1-0   | 12   | 2-3   | 0-0   | 0-0 | 2/2.0  | 0 | 2  | 1 | 0 | 4/4.0   |
| Villanova     | 2-0   | 14   | 0-0   | 0-0   | 0-0 | 5/2.5  | 1 | 1  | 1 | 0 | 0/0.0   |
| West Virginia | 1-0   | 9    | 0-2   | 0-0   | 0-0 | 3/3.0  | 1 | 1  | 0 | 0 | 0/0.0   |

## Career Statistics

| Season       | GP-GS        | Min        | Avg         | FG-A           | Pct         | 3FG-A      | Pct         | FT-A          | Pct         | O-D-TOT            | Avg        | PF-FO        | Ast       | TO        | Blk       | Stl       | Pts        | Avg        |
|--------------|--------------|------------|-------------|----------------|-------------|------------|-------------|---------------|-------------|--------------------|------------|--------------|-----------|-----------|-----------|-----------|------------|------------|
| 2009-10      | 21-0         | 111        | 5.3         | 8-20           | .400        | 0-0        | .000        | 4-12          | .333        | 22-15-37           | 1.8        | 19-1         | 1         | 4         | 5         | 3         | 20         | 1.0        |
| 2010-11      | 34-0         | 351        | 10.3        | 55-84          | .655        | 0-0        | .000        | 15-29         | .517        | 53-53-106          | 3.1        | 51-0         | 11        | 11        | 18        | 8         | 125        | 3.7        |
| 2011-12      | 18-16        | 455        | 25.3        | 69-118         | .585        | 0-0        | .000        | 49-69         | .710        | 66-83-149          | 8.3        | 40-1         | 17        | 26        | 25        | 13        | 187        | 10.4       |
| <b>TOTAL</b> | <b>73-16</b> | <b>917</b> | <b>12.6</b> | <b>132-222</b> | <b>.595</b> | <b>0-0</b> | <b>.000</b> | <b>68-110</b> | <b>.618</b> | <b>141-151-292</b> | <b>4.0</b> | <b>110-2</b> | <b>29</b> | <b>41</b> | <b>48</b> | <b>24</b> | <b>332</b> | <b>4.5</b> |

## Career BIG EAST Statistics

| Season       | GP-GS       | Min        | Avg         | FG-A          | Pct         | 3FG-A      | Pct         | FT-A         | Pct         | O-D-TOT          | Avg        | PF-FO       | Ast       | TO        | Blk       | Stl      | Pts        | Avg        |
|--------------|-------------|------------|-------------|---------------|-------------|------------|-------------|--------------|-------------|------------------|------------|-------------|-----------|-----------|-----------|----------|------------|------------|
| 2009-10      | 9-0         | 59         | 6.6         | 4-6           | .667        | 0-0        | .000        | 1-4          | .250        | 7-8-15           | 1.7        | 14-1        | 0         | 1         | 2         | 2        | 9          | 1.0        |
| 2010-11      | 18-0        | 177        | 9.8         | 25-40         | .625        | 0-0        | .000        | 4-11         | .364        | 23-27-50         | 2.8        | 23-0        | 5         | 4         | 8         | 3        | 54         | 3.0        |
| 2011-12      | 6-6         | 192        | 32.0        | 29-54         | .537        | 0-0        | .000        | 15-24        | .625        | 29-28-57         | 9.5        | 12-0        | 6         | 8         | 9         | 4        | 73         | 12.2       |
| <b>TOTAL</b> | <b>33-6</b> | <b>428</b> | <b>13.0</b> | <b>58-100</b> | <b>.580</b> | <b>0-0</b> | <b>.000</b> | <b>20-39</b> | <b>.513</b> | <b>59-63-122</b> | <b>3.7</b> | <b>49-1</b> | <b>11</b> | <b>13</b> | <b>19</b> | <b>9</b> | <b>136</b> | <b>4.1</b> |

| Game #1                     | Notre Dame 80, Mississippi Valley State 67 |             |            |                               |           |           |           |           |          |          |                    |  |  |  |
|-----------------------------|--|-------------|------------|-------------------------------|-----------|-----------|-----------|-----------|----------|----------|--------------------|--|--|--|
|                             | Notre Dame, Ind. (Purcell Pavilion)        |             |            |                               |           |           |           |           |          |          |                    |  |  |  |
|                             | November 12, 2011                          |             |            |                               |           |           |           |           |          |          |                    |  |  |  |
| Mississippi Valley State    | FG-A                                       | 3FG-A       | FT-A       | REB                           | PF        | TP        | A         | TO        | BK       | ST       | MIN                |  |  |  |
| Amos Stuidvant              | 6-9  | 0-0         | 0-0        | 1-4-5                         | 4         | 12        | 0         | 1         | 0        | 0        | 33                 |  |  |  |
| Falando Jones               | 5-11                                       | 1-2         | 2-3        | 4-1-5                         | 5         | 13        | 1         | 4         | 0        | 1        | 27                 |  |  |  |
| Paul Crosby                 | 3-9  | 1-3         | 0-0        | 1-3-4                         | 4         | 7         | 3         | 3         | 0        | 0        | 31                 |  |  |  |
| Terrence Joyner             | 5-15                                       | 3-10        | 1-5        | 1-8-9                         | 1         | 14        | 5         | 3         | 0        | 2        | 33                 |  |  |  |
| Kevin Burwell               | 6-9  | 2-4         | 0-0        | 0-2-2                         | 3         | 14        | 4         | 0         | 0        | 0        | 30                 |  |  |  |
| Luka Pajkovic               | 0-0  | 0-0         | 0-0        | 0-1-1                         | 1         | 0         | 3         | 0         | 0        | 1        | 5                  |  |  |  |
| Brent Arrington             | 1-2  | 1-2         | 0-0        | 0-0-0                         | 3         | 3         | 0         | 1         | 0        | 0        | 17                 |  |  |  |
| Cor-J Cox                   | 2-7  | 0-1         | 0-0        | 0-2-2                         | 2         | 4         | 0         | 0         | 0        | 1        | 23                 |  |  |  |
| Blake Ralling               | 0-1  | 0-1         | 0-0        | 0-0-0                         | 0         | 0         | 0         | 0         | 0        | 0        | 1                  |  |  |  |
| Team                        |  |             |            | 2-0-2                         |           |           |           |           |          |          |                    |  |  |  |
| <b>Totals</b>               | <b>28-63</b>                               | <b>8-23</b> | <b>3-8</b> | <b>9-21-30</b>                | <b>23</b> | <b>67</b> | <b>16</b> | <b>12</b> | <b>0</b> | <b>5</b> | <b>200</b>         |  |  |  |
| <b>Total FG%</b>            | <b>1st Half: 13-31, 41.9%</b>              |             |            | <b>2nd Half: 15-32, 46.9%</b> |           |           |           |           |          |          | <b>Game: 44.4%</b> |  |  |  |
| <b>3-PT FG%</b>             | <b>1st Half: 3-9, 33.3%</b>                |             |            | <b>2nd Half: 5-14, 35.7%</b>  |           |           |           |           |          |          | <b>Game: 34.8%</b> |  |  |  |
| <b>FT %</b>                 | <b>1st Half: 1-4, 25.0%</b>                |             |            | <b>2nd Half: 2-4, 50.0%</b>   |           |           |           |           |          |          | <b>Game: 37.5%</b> |  |  |  |
| <b>Deadball Rebounds: 2</b> |  |             |            |                               |           |           |           |           |          |          |                    |  |  |  |

| Notre Dame                  | FG-A                          | 3FG-A       | FT-A         | REB                           | PF        | TP        | A         | TO        | BK       | ST       | MIN                |  |  |  |
|-----------------------------|-------------------------------|-------------|--------------|-------------------------------|-----------|-----------|-----------|-----------|----------|----------|--------------------|--|--|--|
| Jack Cooley                 | 0-5                           | 0-0         | 3-4          | 4-6-10                        | 3         | 3         | 1         | 1         | 1        | 0        | 17                 |  |  |  |
| Eric Atkins                 | 6-7                           | 3-3         | 12-12        | 0-4-4                         | 3         | 27        | 6         | 4         | 0        | 1        | 37                 |  |  |  |
| Scott Martin                | 6-14                          | 2-6         | 1-2          | 1-4-5                         | 3         | 15        | 2         | 3         | 0        | 1        | 34                 |  |  |  |
| Jerian Grant                | 4-7                           | 2-3         | 1-1          | 1-1-2                         | 1         | 11        | 5         | 1         | 0        | 2        | 33                 |  |  |  |
| Joey Brooks                 | 3-6                           | 1-2         | 2-4          | 1-3-4                         | 1         | 9         | 3         | 2         | 0        | 0        | 29                 |  |  |  |
| Patrick Crowley             | 0-0                           | 0-0         | 0-0          | 0-0-0                         | 0         | 0         | 0         | 0         | 0        | 0        | 1                  |  |  |  |
| Alex Dragicevich            | 2-7                           | 0-3         | 3-4          | 2-2-4                         | 0         | 7         | 2         | 0         | 0        | 0        | 21                 |  |  |  |
| Pat Connaughton             | 0-4                           | 0-2         | 2-2          | 0-4-4                         | 1         | 2         | 0         | 0         | 0        | 0        | 15                 |  |  |  |
| Tom Knight                  | 0-0                           | 0-0         | 0-0          | 0-2-2                         | 0         | 0         | 0         | 0         | 0        | 0        | 5                  |  |  |  |
| Mike Broghammer             | 3-4                           | 0-0         | 0-0          | 1-1-2                         | 0         | 6         | 0         | 0         | 1        | 1        | 8                  |  |  |  |
| Team                        |                               |             |              | 0-2-2                         |           |           |           |           |          |          |                    |  |  |  |
| <b>Totals</b>               | <b>24-54</b>                  | <b>8-19</b> | <b>24-29</b> | <b>10-29-39</b>               | <b>12</b> | <b>80</b> | <b>19</b> | <b>11</b> | <b>2</b> | <b>5</b> | <b>200</b>         |  |  |  |
| <b>Total FG%</b>            | <b>1st Half: 13-27, 48.1%</b> |             |              | <b>2nd Half: 11-27, 40.7%</b> |           |           |           |           |          |          | <b>Game: 44.4%</b> |  |  |  |
| <b>3-PT FG%</b>             | <b>1st Half: 5-11, 45.5%</b>  |             |              | <b>2nd Half: 3-8, 37.5%</b>   |           |           |           |           |          |          | <b>Game: 42.1%</b> |  |  |  |
| <b>FT %</b>                 | <b>1st Half: 7-8, 87.5%</b>   |             |              | <b>2nd Half: 17-21, 81.0%</b> |           |           |           |           |          |          | <b>Game: 82.8%</b> |  |  |  |
| <b>Deadball Rebounds: 4</b> |                               |             |              |                               |           |           |           |           |          |          |                    |  |  |  |

**SCORE BY PERIODS**

|                          | 1  | 2  | F  |
|--------------------------|----|----|----|
| Mississippi Valley State | 30 | 37 | 67 |
| Notre Dame               | 38 | 42 | 80 |

**OFFICIALS:** Tim Clougherty, Jeff Clark, Alfred Smith  
**TECHNICALS:** Mississippi Valley State - TEAM 2, Notre Dame - None.  
**ATTENDANCE:** 7,087

**Notes:** The contest was the first-ever meeting between the Irish and Mississippi Valley State ... Notre Dame extended its home win streak at Purcell Pavilion to 20 games ... The Irish have won 13 straight season openers (all 12 under Mike Brey) and are now 89-18 all-time in season openers ... Notre Dame has made a three-pointer in 409 consecutive games ... Making the first starts of their career were Joey Brooks, Jack Cooley and Jerian Grant ... Eric Atkins' 27 points were a career high and he reached double figures for the eighth time in his career ... He also made a career-high three three-pointers and 12 free throws ... Jerian Grant's 11 points were a career high ... Mike Broghammer's six points were a career best ... Jack Cooley notched double figures in rebounds for the first time in his career ... Scott Martin's 15 points marked the 33rd time that he reached double figures in his career.

| Game #3                     | Notre Dame 74, Sam Houston State 41         |             |            |                               |           |           |           |           |          |          |                    |  |  |  |
|-----------------------------|---|-------------|------------|-------------------------------|-----------|-----------|-----------|-----------|----------|----------|--------------------|--|--|--|
|                             | Notre Dame, Ind. (Purcell Pavilion)         |             |            |                               |           |           |           |           |          |          |                    |  |  |  |
|                             | November 16, 2011 • Progressive CBE Classic |             |            |                               |           |           |           |           |          |          |                    |  |  |  |
| Sam Houston State           | FG-A  | 3FG-A       | FT-A       | REB                           | PF        | TP        | A         | TO        | BK       | ST       | MIN                |  |  |  |
| Steven Werner               | 2-4   | 0-0         | 0-0        | 1-2-3                         | 5         | 4         | 0         | 1         | 0        | 0        | 15                 |  |  |  |
| Marcus James                | 6-14  | 3-4         | 1-2        | 1-7-8                         | 1         | 16        | 0         | 4         | 1        | 1        | 30                 |  |  |  |
| Darius Gatson               | 1-7   | 0-3         | 0-0        | 0-1-1                         | 1         | 2         | 2         | 0         | 1        | 0        | 22                 |  |  |  |
| Demarcus Gallin             | 2-8   | 0-3         | 0-0        | 1-5-6                         | 2         | 4         | 3         | 5         | 0        | 1        | 33                 |  |  |  |
| Konner Tucker               | 2-7   | 0-3         | 1-1        | 0-2-2                         | 2         | 5         | 1         | 1         | 0        | 0        | 36                 |  |  |  |
| Marquel McKinney            | 0-1   | 0-1         | 0-0        | 0-1-1                         | 1         | 0         | 0         | 0         | 0        | 0        | 5                  |  |  |  |
| Aaron Harwell               | 1-3   | 0-0         | 0-0        | 0-2-2                         | 0         | 2         | 3         | 1         | 0        | 0        | 16                 |  |  |  |
| Cameron Sadler              | 0-0   | 0-0         | 0-0        | 0-0-0                         | 0         | 0         | 0         | 0         | 0        | 0        | 1                  |  |  |  |
| Aaron Thompson              | 1-5   | 0-1         | 0-0        | 0-0-0                         | 1         | 2         | 1         | 1         | 0        | 0        | 16                 |  |  |  |
| Wesley Fritz                | 0-0   | 0-0         | 0-0        | 0-0-0                         | 0         | 0         | 0         | 0         | 0        | 0        | 1                  |  |  |  |
| Michael Holyfield           | 3-4   | 0-0         | 0-2        | 2-6-8                         | 4         | 6         | 1         | 3         | 0        | 0        | 25                 |  |  |  |
| Team                        |   |             |            | 2-1-3                         |           |           |           |           |          |          |                    |  |  |  |
| <b>Totals</b>               | <b>18-53</b>                                | <b>3-15</b> | <b>2-5</b> | <b>7-27-34</b>                | <b>17</b> | <b>41</b> | <b>11</b> | <b>18</b> | <b>1</b> | <b>3</b> | <b>200</b>         |  |  |  |
| <b>Total FG%</b>            | <b>1st Half: 7-24, 29.2%</b>                |             |            | <b>2nd Half: 11-29, 37.9%</b> |           |           |           |           |          |          | <b>Game: 34.0%</b> |  |  |  |
| <b>3-PT FG%</b>             | <b>1st Half: 1-5, 20.0%</b>                 |             |            | <b>2nd Half: 2-10, 20.0%</b>  |           |           |           |           |          |          | <b>Game: 20.0%</b> |  |  |  |
| <b>FT %</b>                 | <b>1st Half: 1-1, 100.0%</b>                |             |            | <b>2nd Half: 1-4, 25.0%</b>   |           |           |           |           |          |          | <b>Game: 40.0%</b> |  |  |  |
| <b>Deadball Rebounds: 2</b> |   |             |            |                               |           |           |           |           |          |          |                    |  |  |  |

| Notre Dame                  | FG-A                          | 3FG-A        | FT-A         | REB                           | PF        | TP        | A         | TO       | BK       | ST        | MIN                |  |  |  |
|-----------------------------|-------------------------------|--------------|--------------|-------------------------------|-----------|-----------|-----------|----------|----------|-----------|--------------------|--|--|--|
| Jack Cooley                 | 2-3                           | 0-0          | 2-4          | 2-4-6                         | 3         | 6         | 4         | 3        | 1        | 3         | 24                 |  |  |  |
| Alex Dragicevich            | 2-6                           | 1-4          | 2-4          | 0-3-3                         | 0         | 7         | 3         | 1        | 1        | 0         | 33                 |  |  |  |
| Scott Martin                | 4-9                           | 2-4          | 1-2          | 1-4-5                         | 3         | 11        | 1         | 2        | 0        | 1         | 30                 |  |  |  |
| Jerian Grant                | 6-6                           | 1-1          | 4-7          | 0-6-6                         | 0         | 17        | 7         | 1        | 0        | 2         | 36                 |  |  |  |
| Joey Brooks                 | 0-4                           | 0-0          | 0-0          | 0-1-1                         | 1         | 0         | 1         | 0        | 0        | 0         | 12                 |  |  |  |
| Patrick Crowley             | 0-1                           | 0-0          | 0-0          | 0-1-1                         | 0         | 0         | 0         | 0        | 0        | 0         | 2                  |  |  |  |
| Pat Connaughton             | 9-14                          | 6-10         | 0-1          | 0-5-5                         | 1         | 24        | 1         | 1        | 0        | 2         | 33                 |  |  |  |
| Tom Knight                  | 3-7                           | 0-0          | 1-2          | 0-1-1                         | 1         | 7         | 2         | 0        | 0        | 2         | 19                 |  |  |  |
| Mike Broghammer             | 1-1                           | 0-0          | 0-0          | 0-2-2                         | 1         | 2         | 2         | 1        | 1        | 0         | 11                 |  |  |  |
| Team                        |                               |              |              | 0-2-2                         |           |           |           |          |          |           |                    |  |  |  |
| <b>Totals</b>               | <b>27-51</b>                  | <b>10-19</b> | <b>10-20</b> | <b>3-29-32</b>                | <b>10</b> | <b>74</b> | <b>21</b> | <b>9</b> | <b>3</b> | <b>10</b> | <b>200</b>         |  |  |  |
| <b>Total FG%</b>            | <b>1st Half: 13-22, 59.1%</b> |              |              | <b>2nd Half: 14-29, 48.3%</b> |           |           |           |          |          |           | <b>Game: 52.9%</b> |  |  |  |
| <b>3-PT FG%</b>             | <b>1st Half: 6-10, 60.0%</b>  |              |              | <b>2nd Half: 4-9, 44.4%</b>   |           |           |           |          |          |           | <b>Game: 52.6%</b> |  |  |  |
| <b>FT %</b>                 | <b>1st Half: 6-11, 54.5%</b>  |              |              | <b>2nd Half: 4-9, 44.4%</b>   |           |           |           |          |          |           | <b>Game: 50.0%</b> |  |  |  |
| <b>Deadball Rebounds: 4</b> |                               |              |              |                               |           |           |           |          |          |           |                    |  |  |  |

**SCORE BY PERIODS**

|                   | 1  | 2  | F  |
|-------------------|----|----|----|
| Sam Houston State | 16 | 25 | 41 |
| Notre Dame        | 38 | 36 | 74 |

**OFFICIALS:** Guy Pagano, Jim Bruno, Rob Riley  
**TECHNICALS:** Sam Houston State - None, Notre Dame - None.  
**ATTENDANCE:** 6,614

**Notes:** Notre Dame is off to a 3-0 start for the fourth straight season ... The 41 points allowed were the fewest by an Irish team since Monmouth scored 33 on Nov. 16, 2007 ... The 16 points by Sam Houston State in the first half were the fewest by a Notre Dame opponent in the a half since California scored five first-half points on Nov. 26, 2010 ... Pat Connaughton 24 points were the most by an Irish freshman since Torin Francis had 25 against Arizona on March 27, 2003 ... Connaughton's six three-pointers were the most for an Irish freshman since Chris Thomas had six against Connecticut on March 8, 2002 ... Notre Dame upped its home win streak to 22 straight games ... Jerian Grant's career high 17 points marked his third straight game in double figures ... Grant is the first player since Luke Harangody in 2006-07 to score in double figures in his first three collegiate outings ... Tom Knight's seven points matched his career high.

| Game #2                     | Notre Dame 59, Detroit 53                   |             |            |                               |           |           |           |           |          |          |                    |  |  |  |
|-----------------------------|---|-------------|------------|-------------------------------|-----------|-----------|-----------|-----------|----------|----------|--------------------|--|--|--|
|                             | Notre Dame, Ind. (Purcell Pavilion)         |             |            |                               |           |           |           |           |          |          |                    |  |  |  |
|                             | November 14, 2011 • Progressive CBE Classic |             |            |                               |           |           |           |           |          |          |                    |  |  |  |
| Detroit                     | FG-A  | 3FG-A       | FT-A       | REB                           | PF        | TP        | A         | TO        | BK       | ST       | MIN                |  |  |  |
| LaMarcus Lowe               | 4-8   | 0-0         | 0-0        | 4-6-10                        | 5         | 8         | 1         | 2         | 5        | 0        | 23                 |  |  |  |
| Nick Minnerath              | 1-4   | 0-0         | 0-1        | 0-1-1                         | 4         | 2         | 0         | 0         | 0        | 0        | 24                 |  |  |  |
| Chase Simon                 | 6-23  | 1-4         | 0-0        | 2-9-11                        | 2         | 13        | 2         | 2         | 1        | 4        | 37                 |  |  |  |
| Ray McCallum                | 7-17  | 4-8         | 2-2        | 3-4-7                         | 4         | 20        | 4         | 2         | 0        | 1        | 37                 |  |  |  |
| Jason Calliste              | 1-9   | 1-7         | 2-2        | 2-2-4                         | 3         | 5         | 4         | 1         | 0        | 0        | 34                 |  |  |  |
| Donavan Foster              | 0-1   | 0-0         | 0-2        | 1-0-1                         | 2         | 0         | 1         | 4         | 0        | 0        | 15                 |  |  |  |
| PJ Boutte                   | 0-0   | 0-0         | 0-0        | 0-0-0                         | 0         | 0         | 0         | 0         | 0        | 0        | 1                  |  |  |  |
| Doug Anderson               | 2-6   | 0-2         | 1-1        | 3-3-6                         | 4         | 5         | 1         | 0         | 1        | 0        | 25                 |  |  |  |
| Evan Bruinsma               | 0-0   | 0-0         | 0-0        | 0-0-0                         | 2         | 0         | 0         | 0         | 0        | 0        | 4                  |  |  |  |
| Team                        |   |             |            | 2-2-4                         |           |           |           |           |          |          |                    |  |  |  |
| <b>Totals</b>               | <b>21-68</b>                                | <b>6-21</b> | <b>5-8</b> | <b>17-27-44</b>               | <b>26</b> | <b>53</b> | <b>13</b> | <b>12</b> | <b>7</b> | <b>5</b> | <b>200</b>         |  |  |  |
| <b>Total FG%</b>            | <b>1st Half: 11-30, 36.7%</b>               |             |            | <b>2nd Half: 10-38, 26.3%</b> |           |           |           |           |          |          | <b>Game: 30.9%</b> |  |  |  |
| <b>3-PT FG%</b>             | <b>1st Half: 6-14, 42.9%</b>                |             |            | <b>2nd Half: 0-7, 0.0%</b>    |           |           |           |           |          |          | <b>Game: 28.6%</b> |  |  |  |
| <b>FT %</b>                 | <b>1st Half: 3-5, 60.0%</b>                 |             |            | <b>2nd Half: 2-3, 66.7%</b>   |           |           |           |           |          |          | <b>Game: 62.5%</b> |  |  |  |
| <b>Deadball Rebounds: 1</b> |   |             |            |                               |           |           |           |           |          |          |                    |  |  |  |

| Notre Dame                  | FG-A                         | 3FG-A       | FT-A         | REB                           | PF        | TP        | A         | TO        | BK       | ST       | MIN                |  |  |  |
|-----------------------------|------------------------------|-------------|--------------|-------------------------------|-----------|-----------|-----------|-----------|----------|----------|--------------------|--|--|--|
| Jack Cooley                 | 3-3                          | 0-0         | 1-1          | 2-6-8                         | 4         | 7         | 2         | 4         | 2        | 0        | 22                 |  |  |  |
| Eric Atkins                 | 4-9                          | 0-2         | 5-8          | 0-2-2                         | 1         | 13        | 4         | 3         | 0        | 0        | 39                 |  |  |  |
| Scott Martin                | 1-7                          | 1-5         | 0-0          | 1-5-6                         | 2         | 3         | 0         | 3         | 0        | 1        | 39                 |  |  |  |
| Jerian Grant                | 4-10                         | 3-6         | 0-0          | 0-2-2                         | 0         | 11        | 3         | 1         | 0        | 1        | 30                 |  |  |  |
| Joey Brooks                 | 3-9                          | 0-0         | 7-13         | 2-7-9                         | 3         | 13        | 2         | 1         | 0        | 2        | 35                 |  |  |  |
| Alex Dragicevich            | 0-2                          | 0-1         | 2-4          | 0-2-2                         | 0         | 2         | 1         | 0         | 1        | 0        | 13                 |  |  |  |
| Pat Connaughton             | 4-5                          | 0-1         | 2-3          | 2-7-9                         | 2         | 10        | 0         | 1         | 0        | 0        | 20                 |  |  |  |
| Tom Knight                  | 0-1                          | 0-0         | 0-0          | 0-1-1                         | 0         | 0         | 0         | 0         | 0        | 0        | 1                  |  |  |  |
| Mike Broghammer             | 0-1                          | 0-0         | 0-2          | 0-0-0                         | 0         | 0         | 0         | 0         | 0        | 0        | 1                  |  |  |  |
| Team                        |                              |             |              | 3-0-3                         |           |           |           |           |          |          |                    |  |  |  |
| <b>Totals</b>               | <b>19-47</b>                 | <b>4-15</b> | <b>17-31</b> | <b>10-32-42</b>               | <b>12</b> | <b>59</b> | <b>12</b> | <b>13</b> | <b>3</b> | <b>4</b> | <b>200</b>         |  |  |  |
| <b>Total FG%</b>            | <b>1st Half: 9-23, 39.1%</b> |             |              | <b>2nd Half: 10-24, 41.7%</b> |           |           |           |           |          |          | <b>Game: 40.4%</b> |  |  |  |
| <b>3-PT FG%</b>             | <b>1st Half: 2-7, 28.6%</b>  |             |              | <b>2nd Half: 2-8, 25.0%</b>   |           |           |           |           |          |          | <b>Game: 26.7%</b> |  |  |  |
| <b>FT %</b>                 | <b>1st Half: 8-14, 57.1%</b> |             |              | <b>2nd Half: 9-17, 52.9%</b>  |           |           |           |           |          |          | <b>Game: 54.8%</b> |  |  |  |
| <b>Deadball Rebounds: 5</b> |                              |             |              |                               |           |           |           |           |          |          |                    |  |  |  |

**SCORE BY PERIODS**

|            | 1  | 2  | F  |
|------------|----|----|----|
| Detroit    | 31 | 22 | 53 |
| Notre Dame | 28 | 31 | 59 |

**OFFICIALS:** Steve Skiles, Larry Sciroto, Glenn Mayborg  
**TECHNICALS:** Detroit - None, Notre Dame - None.  
**ATTENDANCE:** 6,720

**Notes:** Notre Dame extended its current home win streak to 21 games ... This was the first meeting between the two schools since 1993 and 53rd overall ... With the win, the Irish snapped a two-game losing streak to the Titans and improved to 41-12 all-time ... Notre Dame hit a three-point field for the 410th consecutive game ... Eric Atkins netted consecutive double-figure outings for the third time in his career and now has nine career games with 10 or more points ... Atkins' 39 minutes played were a career high ... Joey Brooks' 13 points and nine rebounds were both career bests ... Pat Connaughton's 10 points and nine rebounds were career-highs in just his second collegiate outing ... Jerian Grant netted double figures for the second straight game.

| Game #4        | Notre Dame 93, Delaware State 69    |       |      |       |    |    |   |    |    |    |     |  |  |  |
|----------------|-------------------------------------|-------|------|-------|----|----|---|----|----|----|-----|--|--|--|
|                | Notre Dame, Ind. (Purcell Pavilion) |       |      |       |    |    |   |    |    |    |     |  |  |  |
|                | November 18, 2011                   |       |      |       |    |    |   |    |    |    |     |  |  |  |
| Delaware State | FG-A                                | 3FG-A | FT-A | REB   | PF | TP | A | TO | BK | ST | MIN |  |  |  |
| Marques Oliver | 4-7                                 | 0-0   | 1-1  | 1-1-2 | 5  | 9  | 0 | 2  | 0  |    |     |  |  |  |

**Game #5** #21/21 Missouri 87, Notre Dame 58  
Kansas City, Mo. (Sprint Center)  
Progressive CBE Classic Semifinal • November 21, 2011

| Missouri                    | FG-A                          | 3FG-A       | FT-A         | REB                           | PF        | TP        | A         | TO                 | BK       | ST        | MIN        |
|-----------------------------|-------------------------------|-------------|--------------|-------------------------------|-----------|-----------|-----------|--------------------|----------|-----------|------------|
| Ricardo Ratliffe            | 6-9                           | 0-0         | 0-0          | 1-7-8                         | 3         | 12        | 2         | 0                  | 1        | 2         | 21         |
| Phil Pressey                | 6-10                          | 1-2         | 4-4          | 0-4-4                         | 0         | 17        | 2         | 0                  | 0        | 2         | 33         |
| Matt Pressey                | 2-7                           | 0-1         | 3-4          | 1-4-5                         | 3         | 7         | 1         | 1                  | 0        | 0         | 23         |
| Marcus Denmon               | 9-11                          | 2-3         | 6-7          | 0-4-4                         | 3         | 26        | 0         | 1                  | 0        | 0         | 25         |
| Kim English                 | 4-5                           | 2-2         | 0-0          | 1-5-6                         | 2         | 10        | 4         | 3                  | 2        | 2         | 34         |
| Michael Dixon               | 3-10                          | 0-3         | 0-0          | 0-5-5                         | 1         | 6         | 2         | 2                  | 0        | 2         | 34         |
| Kadeem Green                | 1-1                           | 0-0         | 3-4          | 0-2-2                         | 3         | 5         | 0         | 0                  | 0        | 0         | 8          |
| Jarrett Sutton              | 0-0                           | 0-0         | 0-0          | 0-0-0                         | 0         | 0         | 0         | 0                  | 0        | 0         | 4          |
| Steve Moore                 | 1-2                           | 0-0         | 2-2          | 0-2-2                         | 2         | 4         | 1         | 1                  | 2        | 1         | 16         |
| Andy Rosburg                | 0-0                           | 0-0         | 0-0          | 0-0-0                         | 0         | 0         | 0         | 0                  | 0        | 0         | 2          |
| Team                        |                               |             |              | 1-1-2                         |           |           |           |                    |          |           |            |
| <b>Totals</b>               | <b>32-55</b>                  | <b>5-11</b> | <b>18-21</b> | <b>4-34-38</b>                | <b>17</b> | <b>87</b> | <b>12</b> | <b>8</b>           | <b>5</b> | <b>10</b> | <b>200</b> |
| <b>Total FG%</b>            | <b>1st Half:</b> 19-30, 63.3% |             |              | <b>2nd Half:</b> 13-25, 52.0% |           |           |           | <b>Game:</b> 58.2% |          |           |            |
| <b>3-PT FG%</b>             | <b>1st Half:</b> 3-7, 42.9%   |             |              | <b>2nd Half:</b> 2-4, 50.0%   |           |           |           | <b>Game:</b> 45.5% |          |           |            |
| <b>FT %</b>                 | <b>1st Half:</b> 11-13, 84.6% |             |              | <b>2nd Half:</b> 7-8, 87.5%   |           |           |           | <b>Game:</b> 85.7% |          |           |            |
| <b>Deadball Rebounds:</b> 3 |                               |             |              |                               |           |           |           |                    |          |           |            |

| Notre Dame                  | FG-A                          | 3FG-A       | FT-A         | REB                          | PF        | TP        | A        | TO                 | BK       | ST       | MIN        |
|-----------------------------|-------------------------------|-------------|--------------|------------------------------|-----------|-----------|----------|--------------------|----------|----------|------------|
| Tim Abramaitis              | 9-18                          | 0-4         | 4-5          | 2-6-8                        | 2         | 22        | 3        | 4                  | 0        | 0        | 38         |
| Jack Cooley                 | 0-1                           | 0-0         | 0-0          | 0-1-1                        | 1         | 0         | 0        | 0                  | 0        | 3        | 18         |
| Eric Atkins                 | 2-8                           | 1-1         | 2-2          | 0-1-1                        | 3         | 7         | 1        | 3                  | 0        | 0        | 32         |
| Scott Martin                | 3-8                           | 1-3         | 5-6          | 1-4-5                        | 2         | 12        | 1        | 2                  | 0        | 2        | 31         |
| Jerian Grant                | 3-8                           | 0-2         | 0-1          | 0-1-1                        | 2         | 6         | 2        | 2                  | 0        | 0        | 27         |
| Alex Dragicevich            | 0-2                           | 0-2         | 0-0          | 0-0-0                        | 3         | 0         | 0        | 1                  | 0        | 0        | 10         |
| Pat Connaughton             | 2-4                           | 1-2         | 2-3          | 1-4-5                        | 1         | 7         | 0        | 0                  | 1        | 0        | 26         |
| Joey Brooks                 | 1-5                           | 1-2         | 1-2          | 0-1-1                        | 2         | 4         | 1        | 1                  | 0        | 0        | 14         |
| Mike Broghammer             | 0-0                           | 0-0         | 0-0          | 0-1-1                        | 0         | 0         | 0        | 0                  | 0        | 0        | 4          |
| Team                        |                               |             |              | 1-0-1                        |           |           |          |                    |          |          |            |
| <b>Totals</b>               | <b>20-54</b>                  | <b>4-16</b> | <b>14-19</b> | <b>5-19-24</b>               | <b>16</b> | <b>58</b> | <b>8</b> | <b>13</b>          | <b>1</b> | <b>5</b> | <b>200</b> |
| <b>Total FG%</b>            | <b>1st Half:</b> 13-26, 50.0% |             |              | <b>2nd Half:</b> 7-28, 25.0% |           |           |          | <b>Game:</b> 37.0% |          |          |            |
| <b>3-PT FG%</b>             | <b>1st Half:</b> 2-5, 40.0%   |             |              | <b>2nd Half:</b> 2-11, 18.2% |           |           |          | <b>Game:</b> 25.0% |          |          |            |
| <b>FT %</b>                 | <b>1st Half:</b> 9-11, 81.8%  |             |              | <b>2nd Half:</b> 5-8, 62.5%  |           |           |          | <b>Game:</b> 73.7% |          |          |            |
| <b>Deadball Rebounds:</b> 0 |                               |             |              |                              |           |           |          |                    |          |          |            |

**SCORE BY PERIODS** 1 2 F  
Missouri 52 35 87  
Notre Dame 37 21 58  
**OFFICIALS:** Rick Hartzell, Tim Gattis, Brent Dugas  
**TECHNICALS:** Missouri - None. Notre Dame - None.  
**ATTENDANCE:** 11,436

**Notes:** Missouri and Notre Dame met for the ninth time and the first time since Jan. 12, 1995 ... With the win, the Tigers lead the all-time series 7-2 ... Tim Abramaitis returned to the Irish lineup and registered the 22nd 20-plus scoring effort of his career ... Notre Dame's 29-point deficit was the largest since a 31-point loss (101-70) to Connecticut on Jan. 12, 1999 ... Notre Dame has now made a three-point field goal in 413 consecutive games ... Abramaitis led the Irish in scoring for the 17th time in his career ... Scott Martin netted double figures for the fourth time in five games and 36th time in his career ... Notre Dame used its fourth different starting lineup of the season.

**Game #7** Notre Dame 84, Bryant 59  
Notre Dame, Ind. (Purcell Pavilion)  
November 27, 2011

| Bryant                      | FG-A                          | 3FG-A       | FT-A        | REB                           | PF        | TP        | A         | TO                 | BK       | ST       | MIN        |
|-----------------------------|-------------------------------|-------------|-------------|-------------------------------|-----------|-----------|-----------|--------------------|----------|----------|------------|
| Alex Francis                | 10-22                         | 0-0         | 2-3         | 2-4-6                         | 1         | 22        | 0         | 3                  | 0        | 0        | 33         |
| Claybrin McMath             | 3-7                           | 1-3         | 0-0         | 1-0-1                         | 1         | 7         | 0         | 0                  | 0        | 0        | 25         |
| Corey Maynard               | 4-10                          | 2-8         | 1-2         | 0-7-7                         | 3         | 11        | 4         | 1                  | 0        | 2        | 34         |
| Troy Robinson               | 0-3                           | 0-2         | 0-0         | 1-4-5                         | 3         | 0         | 1         | 1                  | 0        | 0        | 33         |
| Frankie Dobbs               | 3-14                          | 3-10        | 4-4         | 4-4-8                         | 2         | 13        | 7         | 0                  | 0        | 2        | 38         |
| Erick Smith                 | 0-0                           | 0-0         | 0-0         | 0-0-0                         | 0         | 0         | 0         | 0                  | 0        | 0        | 2          |
| Dan Calandrillo             | 1-3                           | 0-2         | 0-0         | 0-0-0                         | 0         | 2         | 0         | 0                  | 0        | 0        | 5          |
| Raphael Jordan              | 0-1                           | 0-0         | 0-0         | 0-0-0                         | 0         | 0         | 0         | 0                  | 0        | 0        | 1          |
| Jordan Harris               | 1-2                           | 0-1         | 0-0         | 1-0-1                         | 2         | 2         | 0         | 0                  | 0        | 0        | 10         |
| Vlad Kondratyev             | 1-2                           | 0-0         | 0-2         | 0-2-2                         | 2         | 2         | 0         | 1                  | 0        | 0        | 9          |
| Ben Allit                   | 0-1                           | 0-0         | 0-0         | 0-0-0                         | 0         | 0         | 0         | 2                  | 1        | 0        | 10         |
| Team                        |                               |             |             | 1-2-3                         |           |           |           |                    |          |          |            |
| <b>Totals</b>               | <b>23-65</b>                  | <b>6-26</b> | <b>7-11</b> | <b>10-23-33</b>               | <b>14</b> | <b>59</b> | <b>12</b> | <b>9</b>           | <b>1</b> | <b>4</b> | <b>200</b> |
| <b>Total FG%</b>            | <b>1st Half:</b> 12-35, 34.3% |             |             | <b>2nd Half:</b> 11-30, 36.7% |           |           |           | <b>Game:</b> 35.4% |          |          |            |
| <b>3-PT FG%</b>             | <b>1st Half:</b> 3-12, 25.0%  |             |             | <b>2nd Half:</b> 3-14, 21.4%  |           |           |           | <b>Game:</b> 23.1% |          |          |            |
| <b>FT %</b>                 | <b>1st Half:</b> 1-1, 100.0%  |             |             | <b>2nd Half:</b> 6-10, 60.0%  |           |           |           | <b>Game:</b> 63.6% |          |          |            |
| <b>Deadball Rebounds:</b> 1 |                               |             |             |                               |           |           |           |                    |          |          |            |

| Notre Dame                  | FG-A                          | 3FG-A        | FT-A         | REB                           | PF        | TP        | A         | TO                 | BK       | ST       | MIN        |
|-----------------------------|-------------------------------|--------------|--------------|-------------------------------|-----------|-----------|-----------|--------------------|----------|----------|------------|
| Eric Atkins                 | 5-10                          | 3-4          | 5-7          | 2-2-4                         | 0         | 18        | 9         | 2                  | 0        | 2        | 36         |
| Scott Martin                | 5-12                          | 1-4          | 1-2          | 1-7-8                         | 3         | 12        | 0         | 1                  | 0        | 1        | 28         |
| Jerian Grant                | 3-7                           | 2-4          | 4-4          | 2-9-11                        | 0         | 12        | 7         | 1                  | 0        | 1        | 33         |
| Pat Connaughton             | 1-5                           | 0-1          | 0-0          | 0-3-3                         | 0         | 2         | 3         | 1                  | 0        | 0        | 24         |
| Joey Brooks                 | 5-7                           | 2-2          | 1-2          | 1-5-6                         | 3         | 13        | 2         | 2                  | 3        | 0        | 24         |
| Patrick Crowley             | 0-2                           | 0-2          | 0-0          | 0-0-0                         | 0         | 0         | 0         | 0                  | 0        | 0        | 2          |
| Alex Dragicevich            | 5-11                          | 3-8          | 0-0          | 0-4-4                         | 1         | 13        | 0         | 1                  | 0        | 0        | 25         |
| Tom Knight                  | 2-3                           | 0-0          | 0-0          | 0-0-0                         | 2         | 4         | 1         | 0                  | 0        | 0        | 8          |
| Mike Broghammer             | 3-4                           | 0-0          | 0-0          | 4-0-4                         | 1         | 6         | 1         | 0                  | 0        | 0        | 10         |
| Jack Cooley                 | 2-3                           | 0-0          | 0-0          | 0-2-2                         | 1         | 4         | 1         | 2                  | 0        | 0        | 10         |
| Team                        |                               |              |              | 1-3-4                         |           |           |           |                    |          |          |            |
| <b>Totals</b>               | <b>31-64</b>                  | <b>11-25</b> | <b>11-15</b> | <b>11-35-46</b>               | <b>11</b> | <b>84</b> | <b>24</b> | <b>10</b>          | <b>3</b> | <b>4</b> | <b>200</b> |
| <b>Total FG%</b>            | <b>1st Half:</b> 18-36, 50.0% |              |              | <b>2nd Half:</b> 13-28, 46.4% |           |           |           | <b>Game:</b> 48.4% |          |          |            |
| <b>3-PT FG%</b>             | <b>1st Half:</b> 7-13, 53.8%  |              |              | <b>2nd Half:</b> 4-12, 33.3%  |           |           |           | <b>Game:</b> 44.0% |          |          |            |
| <b>FT %</b>                 | <b>1st Half:</b> 4-6, 66.7%   |              |              | <b>2nd Half:</b> 7-9, 77.8%   |           |           |           | <b>Game:</b> 73.3% |          |          |            |
| <b>Deadball Rebounds:</b> 3 |                               |              |              |                               |           |           |           |                    |          |          |            |

**SCORE BY PERIODS** 1 2 F  
Bryant 28 31 59  
Notre Dame 47 37 84  
**OFFICIALS:** James Breeding, Rob Riley, Evon Burroughs  
**TECHNICALS:** Bryant - TEAM. Notre Dame - None.  
**ATTENDANCE:** 7,138

**Notes:** Notre Dame won its 24th straight home game with the victory ... The Irish used its fourth different starting lineup in the last five games ... Notre Dame had five players in double figures for the first time this season ... The 47 first-half points were the most for an Irish team in the first half of play ... Eric Atkins reached double figures for the fourth time while his nine assists were a career high ... Joey Brooks' 13 points matched a career high ... Alex Dragicevich reached double figures for the second time ... Jerian Grant's 12 points and career-high 11 rebounds marked his first career double double.

**Game #6** Georgia 61, Notre Dame 57  
Kansas City, Mo. (Sprint Center)  
Progressive CBE Classic Consolation • November 22, 2011

| Notre Dame                  | FG-A                          | 3FG-A       | FT-A         | REB                           | PF        | TP        | A        | TO                 | BK       | ST       | MIN        |
|-----------------------------|-------------------------------|-------------|--------------|-------------------------------|-----------|-----------|----------|--------------------|----------|----------|------------|
| Tim Abramaitis              | 1-12                          | 0-7         | 4-4          | 0-6-6                         | 5         | 6         | 2        | 2                  | 0        | 1        | 38         |
| Jack Cooley                 | 1-1                           | 0-0         | 0-3          | 1-5-6                         | 2         | 2         | 0        | 1                  | 2        | 1        | 22         |
| Eric Atkins                 | 4-8                           | 1-1         | 3-4          | 1-1-2                         | 3         | 12        | 1        | 4                  | 0        | 2        | 38         |
| Scott Martin                | 2-9                           | 0-5         | 2-2          | 1-2-3                         | 3         | 6         | 0        | 1                  | 1        | 2        | 34         |
| Jerian Grant                | 4-7                           | 2-4         | 10-11        | 1-4-5                         | 2         | 20        | 4        | 0                  | 0        | 1        | 39         |
| Alex Dragicevich            | 0-1                           | 0-0         | 0-0          | 0-0-0                         | 1         | 0         | 0        | 0                  | 0        | 0        | 7          |
| Pat Connaughton             | 4-7                           | 1-3         | 2-4          | 0-0-0                         | 0         | 11        | 0        | 0                  | 0        | 0        | 18         |
| Joey Brooks                 | 0-1                           | 0-0         | 0-0          | 0-0-0                         | 0         | 0         | 0        | 0                  | 0        | 0        | 3          |
| Mike Broghammer             | 0-0                           | 0-0         | 0-0          | 0-0-0                         | 0         | 0         | 0        | 0                  | 0        | 0        | 1          |
| Team                        |                               |             |              | 1-0-1                         |           |           |          |                    |          |          |            |
| <b>Totals</b>               | <b>16-46</b>                  | <b>4-20</b> | <b>21-28</b> | <b>5-18-23</b>                | <b>16</b> | <b>57</b> | <b>7</b> | <b>8</b>           | <b>3</b> | <b>7</b> | <b>200</b> |
| <b>Total FG%</b>            | <b>1st Half:</b> 8-21, 38.1%  |             |              | <b>2nd Half:</b> 8-25, 32.0%  |           |           |          | <b>Game:</b> 34.8% |          |          |            |
| <b>3-PT FG%</b>             | <b>1st Half:</b> 2-10, 20.0%  |             |              | <b>2nd Half:</b> 2-10, 20.0%  |           |           |          | <b>Game:</b> 20.0% |          |          |            |
| <b>FT %</b>                 | <b>1st Half:</b> 11-14, 78.6% |             |              | <b>2nd Half:</b> 10-14, 71.4% |           |           |          | <b>Game:</b> 80.0% |          |          |            |
| <b>Deadball Rebounds:</b> 3 |                               |             |              |                               |           |           |          |                    |          |          |            |

| Georgia                     | FG-A                          | 3FG-A        | FT-A        | REB                           | PF        | TP        | A         | TO                 | BK       | ST       | MIN        |
|-----------------------------|-------------------------------|--------------|-------------|-------------------------------|-----------|-----------|-----------|--------------------|----------|----------|------------|
| Donte' Williams             | 4-11                          | 0-0          | 1-5         | 3-4-7                         | 3         | 9         | 0         | 2                  | 0        | 2        | 32         |
| John Floures                | 0-1                           | 0-0          | 0-0         | 0-1-1                         | 2         | 0         | 1         | 0                  | 1        | 1        | 12         |
| Kentavious Caldwell-Pope    | 5-12                          | 4-9          | 2-4         | 1-4-5                         | 3         | 16        | 0         | 3                  | 0        | 1        | 31         |
| Dustin Ware                 | 2-7                           | 2-5          | 2-2         | 0-2-2                         | 2         | 8         | 2         | 1                  | 0        | 1        | 29         |
| Vincent Williams            | 3-5                           | 2-3          | 0-0         | 0-1-1                         | 1         | 8         | 2         | 0                  | 0        | 0        | 16         |
| Marcus Thornton             | 0-4                           | 0-1          | 0-0         | 3-5-8                         | 4         | 0         | 2         | 1                  | 0        | 0        | 24         |
| Connor Nolte                | 0-0                           | 0-0          | 0-0         | 0-0-0                         | 0         | 0         | 0         | 0                  | 0        | 0        | 4          |
| Gerald Robinson             | 3-6                           | 1-3          | 0-0         | 1-3-4                         | 3         | 7         | 6         | 5                  | 0        | 2        | 25         |
| Sherrard Brantley           | 1-3                           | 1-3          | 0-0         | 0-0-0                         | 1         | 3         | 1         | 1                  | 0        | 0        | 12         |
| John Cannon                 | 0-0                           | 0-0          | 0-0         | 0-0-0                         | 1         | 0         | 0         | 0                  | 0        | 0        | 1          |
| Nemanja Djuricic            | 4-4                           | 2-2          | 0-0         | 0-3-3                         | 2         | 10        | 0         | 3                  | 0        | 0        | 14         |
| Team                        |                               |              |             | 3-3-6                         |           |           |           |                    |          |          |            |
| <b>Totals</b>               | <b>22-53</b>                  | <b>12-26</b> | <b>5-11</b> | <b>11-26-37</b>               | <b>22</b> | <b>61</b> | <b>14</b> | <b>14</b>          | <b>3</b> | <b>5</b> | <b>200</b> |
| <b>Total FG%</b>            | <b>1st Half:</b> 12-31, 38.7% |              |             | <b>2nd Half:</b> 10-22, 45.5% |           |           |           | <b>Game:</b> 41.5% |          |          |            |
| <b>3-PT FG%</b>             | <b>1st Half:</b> 7-17, 41.2%  |              |             | <b>2nd Half:</b> 5-9, 55.6%   |           |           |           | <b>Game:</b> 46.2% |          |          |            |
| <b>FT %</b>                 | <b>1st Half:</b> 0-0, 0.0%    |              |             | <b>2nd Half:</b> 5-11, 45.5%  |           |           |           | <b>Game:</b> 45.5% |          |          |            |
| <b>Deadball Rebounds:</b> 4 |                               |              |             |                               |           |           |           |                    |          |          |            |

**SCORE BY PERIODS** 1 2 F  
Notre Dame 29 28 57  
Georgia 31 30 61  
**OFFICIALS:** Sean Casey, Kyle Ingram, Marc Ellard  
**TECHNICALS:** Notre Dame - None. Georgia - None.  
**ATTENDANCE:** 10,747

**Notes:** This was the third meeting ever between the two schools and the second straight that the Irish and Bulldogs had faced each other in a tournament ... Notre Dame is now 20-8 all-time in in-season tournament games under head coach Mike Brey ... Jerian Grant's 20 points were a career high ... Grant became the fifth Notre Dame player to score 20 or more points in a game this season ... The loss to Georgia marked the first time Notre Dame had dropped back-to-back non-conference games since the 2007-08 campaign ... Eric Atkins registered double figures for the 10th time in his career ... Pat Connaughton reached double figures for the third time this season.

**Game #8** #19/18 Gonzaga 73, Notre Dame 53  
Spokane, Wash. (McCarthy Athletic Center)  
November 30, 2011

| Notre Dame       | FG-A         | 3FG-A       | FT-A         | REB             | PF        | TP        | A        | TO        | BK       | ST          | MIN |
|------------------|--------------|-------------|--------------|-----------------|-----------|-----------|----------|-----------|----------|-------------|-----|
| Jack Cooley      | 3-7          | 0-0         | 0-1          | 2-4-6           | 1         | 6         | 0        | 1         | 0        | 0           | 21  |
| Eric Atkins      | 2-9          | 0-3         | 2-2          | 1-2-3           | 2         | 6         | 1        | 6         | 0        | 3           | 31  |
| Scott Martin     | 0-6          | 0-3         | 1-3          | 0-4-4           | 2         | 1         | 0        | 2         | 1        | 1           | 29  |
| Jerian Grant     | 5-9          | 0-3         | 6-7          | 0-1-1           | 2         | 16        | 3        | 4         | 0        | 1           | 32  |
| Joey Brooks      | 3-7          | 0-2         | 0-2          | 1-4-5           | 3         | 6         | 1        | 1         | 0        | 0           | 28  |
| Alex Dragicevich | 1-2          | 0-0         | 1-2          | 1-2-3           | 1         | 3         | 0        | 1         | 0        | 0           | 15  |
| Pat Connaughton  | 4-8          | 2-3         | 1-1          | 1-2-3           | 0         | 11        | 0        | 0         | 0        | 1           | 26  |
| Tom Knight       | 2-3          | 0-0         | 0-0          | 2-1-3           | 3         | 4         | 1        | 0         | 2        | 1           | 14  |
| Mike Broghammer  | 0-1          | 0-0         | 0-0          | 0-0-0           | 2         | 0         | 0        | 2         | 0        | 1           | 4   |
| Team             |              |             |              | 2-2-2           |           |           |          |           |          |             |     |
| <b>Totals</b>    | <b>20-52</b> | <b>2-14</b> | <b>11-18</b> | <b>10-22-32</b> | <b>16</b> | <b>53</b> | <b>6</b> | <b>17</b> | <b>3</b> | <b>8</b> </ |     |

**Game #9**  
**Maryland 78, Notre Dame 71**  
**Washington, D.C. (Verizon Center)**  
**BB&T Classic • December 4, 2011**

| Notre Dame           | FG-A                   | 3FG-A       | FT-A         | REB                    | PF        | TP        | A         | TO          | BK       | ST       | MIN        |
|----------------------|------------------------|-------------|--------------|------------------------|-----------|-----------|-----------|-------------|----------|----------|------------|
| Tom Knight           | 2-3                    | 0-0         | 0-0          | 0-0-0                  | 2         | 4         | 0         | 0           | 0        | 0        | 9          |
| Joey Brooks          | 2-6                    | 0-1         | 3-4          | 2-1-3                  | 3         | 7         | 1         | 0           | 0        | 0        | 26         |
| Eric Atkins          | 5-16                   | 3-7         | 3-4          | 0-2-2                  | 3         | 16        | 2         | 1           | 0        | 0        | 40         |
| Scott Martin         | 2-6                    | 1-4         | 2-2          | 2-2-4                  | 5         | 7         | 3         | 2           | 0        | 0        | 31         |
| Jerian Grant         | 8-13                   | 0-3         | 4-6          | 1-3-4                  | 3         | 20        | 3         | 2           | 0        | 2        | 39         |
| Alex Dragicevich     | 3-5                    | 2-4         | 0-0          | 0-0-0                  | 2         | 8         | 1         | 1           | 2        | 0        | 14         |
| Pat Connaughton      | 2-4                    | 1-2         | 4-4          | 3-3-6                  | 3         | 9         | 0         | 0           | 0        | 1        | 25         |
| Mike Broghammer      | 0-2                    | 0-0         | 0-2          | 2-5-7                  | 1         | 0         | 0         | 0           | 2        | 0        | 16         |
| Team                 |                        |             |              | 1-3-4                  |           |           |           |             |          |          | 1          |
| <b>Totals</b>        | <b>24-55</b>           | <b>7-21</b> | <b>16-22</b> | <b>11-19-30</b>        | <b>22</b> | <b>71</b> | <b>10</b> | <b>7</b>    | <b>4</b> | <b>3</b> | <b>200</b> |
| Total FG%            | 1st Half: 11-30, 36.7% |             |              | 2nd Half: 13-25, 52.0% |           |           |           | Game: 43.6% |          |          |            |
| 3-PT FG%             | 1st Half: 3-12, 25.0%  |             |              | 2nd Half: 4-9, 44.4%   |           |           |           | Game: 33.3% |          |          |            |
| FT %                 | 1st Half: 5-10, 50.0%  |             |              | 2nd Half: 11-12, 91.7% |           |           |           | Game: 72.7% |          |          |            |
| Deadball Rebounds: 3 |                        |             |              |                        |           |           |           |             |          |          |            |

| Maryland             | FG-A                   | 3FG-A       | FT-A         | REB                    | PF        | TP        | A        | TO          | BK       | ST       | MIN        |
|----------------------|------------------------|-------------|--------------|------------------------|-----------|-----------|----------|-------------|----------|----------|------------|
| Sean Mosley          | 5-8                    | 2-3         | 5-6          | 2-4-6                  | 3         | 17        | 3        | 0           | 1        | 0        | 36         |
| James Padgett        | 3-11                   | 0-0         | 5-8          | 4-6-10                 | 1         | 11        | 1        | 2           | 1        | 0        | 31         |
| Berend Weijis        | 2-4                    | 0-0         | 3-4          | 5-1-6                  | 3         | 7         | 0        | 0           | 0        | 0        | 21         |
| Nick Faust           | 1-5                    | 1-1         | 0-4          | 0-1-1                  | 4         | 3         | 0        | 3           | 0        | 0        | 29         |
| Terrell Stoglin      | 11-20                  | 3-4         | 6-7          | 1-4-5                  | 2         | 31        | 2        | 1           | 0        | 1        | 37         |
| Mychal Parker        | 1-3                    | 1-2         | 6-6          | 3-4-7                  | 1         | 9         | 2        | 2           | 0        | 0        | 28         |
| Spencer Barks        | 0-1                    | 0-0         | 0-0          | 0-0-0                  | 0         | 0         | 0        | 0           | 0        | 0        | 3          |
| John Auslander       | 0-1                    | 0-0         | 0-0          | 0-2-2                  | 2         | 0         | 1        | 0           | 0        | 0        | 10         |
| Jonathan Thomas      | 0-0                    | 0-0         | 0-0          | 0-0-0                  | 0         | 0         | 0        | 0           | 0        | 0        | 4          |
| Ashton Pankey        | 0-1                    | 0-0         | 0-0          | 0-0-0                  | 0         | 0         | 0        | 0           | 0        | 0        | 1          |
| Team                 |                        |             |              | 2-1-3                  |           |           |          |             |          |          | 1          |
| <b>Totals</b>        | <b>23-54</b>           | <b>7-10</b> | <b>25-35</b> | <b>17-23-40</b>        | <b>16</b> | <b>78</b> | <b>9</b> | <b>8</b>    | <b>2</b> | <b>1</b> | <b>200</b> |
| Total FG%            | 1st Half: 12-25, 48.0% |             |              | 2nd Half: 11-29, 37.9% |           |           |          | Game: 42.6% |          |          |            |
| 3-PT FG%             | 1st Half: 4-5, 80.0%   |             |              | 2nd Half: 3-5, 60.0%   |           |           |          | Game: 70.0% |          |          |            |
| FT %                 | 1st Half: 7-11, 63.6%  |             |              | 2nd Half: 18-24, 75.0% |           |           |          | Game: 71.4% |          |          |            |
| Deadball Rebounds: 5 |                        |             |              |                        |           |           |          |             |          |          |            |

**SCORE BY PERIODS**  

|            |    |    |    |
|------------|----|----|----|
|            | 1  | 2  | F  |
| Notre Dame | 30 | 41 | 71 |
| Maryland   | 35 | 43 | 78 |

**OFFICIALS:** Carl Hess, Bryan Kersey, Pat Adams  
**TECHNICALS:** Notre Dame - None. Maryland - None.  
**ATTENDANCE:** 10,714

**Notes:** This was the 19th meeting between the two schools ... Notre Dame had won the previous two matchups ... The Irish fell to 7-4 all-time at the Verizon Center under coach Mike Brey ... The starting lineup against the Terrapins was the sixth different one used in the first nine contests ... Tom Knight made his first career start ... Jack Cooley missed the game due to illness ... The seven turnovers marked a season-low to date ... Eric Atkins netted double figures for the fifth time and played a career-high 40 minutes ... Mike Broghammer's seven rebounds were a personal best and marked the first time in his career that he led the Irish in rebounding ... Jerian Grant's 20 points matched a career high and marked the second time in his career that he scored 20 points.

**Game #11**  
**Notre Dame 65, Dartmouth 47**  
**Notre Dame, Ind. (Purcell Pavilion)**  
**December 10, 2011**

| Dartmouth            | FG-A                   | 3FG-A       | FT-A         | REB                   | PF        | TP        | A         | TO          | BK       | ST       | MIN        |
|----------------------|------------------------|-------------|--------------|-----------------------|-----------|-----------|-----------|-------------|----------|----------|------------|
| Gabas Maldunas       | 5-12                   | 0-0         | 2-2          | 5-4-9                 | 3         | 12        | 0         | 6           | 1        | 1        | 28         |
| Jvonte Brooks        | 1-3                    | 0-0         | 5-6          | 0-5-5                 | 4         | 7         | 1         | 0           | 0        | 0        | 23         |
| Jabari Trotter       | 1-1                    | 0-0         | 0-0          | 0-0-0                 | 2         | 2         | 1         | 1           | 0        | 0        | 20         |
| R.J. Griffin         | 2-11                   | 1-4         | 0-0          | 0-1-1                 | 2         | 5         | 1         | 0           | 0        | 1        | 33         |
| David Rufful         | 2-8                    | 1-4         | 0-0          | 0-3-3                 | 2         | 5         | 3         | 3           | 0        | 1        | 23         |
| John Golden          | 0-3                    | 0-2         | 4-4          | 1-3-4                 | 1         | 4         | 1         | 2           | 0        | 0        | 21         |
| Tyler Melville       | 1-1                    | 0-0         | 0-0          | 0-1-1                 | 0         | 2         | 0         | 0           | 0        | 0        | 5          |
| Kirk Crecco          | 2-6                    | 1-2         | 1-1          | 2-1-3                 | 0         | 6         | 2         | 1           | 0        | 0        | 15         |
| Will McConnell       | 0-0                    | 0-0         | 0-0          | 0-0-0                 | 0         | 0         | 0         | 0           | 0        | 0        | 2          |
| Mack McKearney       | 1-2                    | 1-2         | 0-0          | 0-5-5                 | 1         | 3         | 1         | 1           | 0        | 0        | 18         |
| Matt LaBove          | 0-3                    | 0-0         | 1-2          | 0-1-1                 | 2         | 1         | 0         | 0           | 0        | 0        | 12         |
| Team                 |                        |             |              | 0-2-2                 |           |           |           |             |          |          | 1          |
| <b>Totals</b>        | <b>15-50</b>           | <b>4-14</b> | <b>13-15</b> | <b>8-26-34</b>        | <b>15</b> | <b>47</b> | <b>10</b> | <b>15</b>   | <b>1</b> | <b>4</b> | <b>200</b> |
| Total FG%            | 1st Half: 6-23, 26.1%  |             |              | 2nd Half: 9-27, 33.3% |           |           |           | Game: 30.0% |          |          |            |
| 3-PT FG%             | 1st Half: 2-8, 25.0%   |             |              | 2nd Half: 2-6, 33.3%  |           |           |           | Game: 28.6% |          |          |            |
| FT %                 | 1st Half: 10-11, 90.9% |             |              | 2nd Half: 3-4, 75.0%  |           |           |           | Game: 86.7% |          |          |            |
| Deadball Rebounds: 2 |                        |             |              |                       |           |           |           |             |          |          |            |

| Notre Dame           | FG-A                   | 3FG-A       | FT-A         | REB                    | PF        | TP        | A         | TO          | BK        | ST       | MIN        |
|----------------------|------------------------|-------------|--------------|------------------------|-----------|-----------|-----------|-------------|-----------|----------|------------|
| Tom Knight           | 2-6                    | 0-0         | 4-4          | 2-3-5                  | 1         | 8         | 1         | 1           | 3         | 1        | 25         |
| Jack Cooley          | 9-11                   | 0-0         | 4-4          | 3-6-9                  | 2         | 22        | 1         | 1           | 4         | 1        | 25         |
| Eric Atkins          | 0-8                    | 0-3         | 0-0          | 0-4-4                  | 1         | 0         | 3         | 1           | 0         | 1        | 33         |
| Alex Dragicevich     | 5-9                    | 2-5         | 3-4          | 0-3-3                  | 1         | 15        | 2         | 0           | 1         | 1        | 25         |
| Pat Connaughton      | 1-6                    | 1-6         | 0-0          | 1-3-4                  | 0         | 3         | 3         | 1           | 0         | 0        | 27         |
| Patrick Crowley      | 0-2                    | 0-0         | 0-0          | 0-0-0                  | 0         | 0         | 0         | 0           | 0         | 1        | 2          |
| Jerian Grant         | 0-8                    | 0-6         | 0-0          | 0-3-3                  | 2         | 0         | 4         | 1           | 1         | 2        | 30         |
| Joey Brooks          | 5-6                    | 0-0         | 3-3          | 1-3-4                  | 3         | 13        | 2         | 1           | 0         | 0        | 22         |
| Mike Broghammer      | 2-3                    | 0-0         | 0-0          | 1-1-2                  | 5         | 4         | 0         | 1           | 2         | 1        | 11         |
| Team                 |                        |             |              | 1-1-2                  |           |           |           |             |           |          | 1          |
| <b>Totals</b>        | <b>24-59</b>           | <b>3-20</b> | <b>14-15</b> | <b>9-27-36</b>         | <b>15</b> | <b>65</b> | <b>16</b> | <b>7</b>    | <b>11</b> | <b>8</b> | <b>200</b> |
| Total FG%            | 1st Half: 14-30, 46.7% |             |              | 2nd Half: 10-29, 34.5% |           |           |           | Game: 40.7% |           |          |            |
| 3-PT FG%             | 1st Half: 0-6, 0.0%    |             |              | 2nd Half: 3-14, 21.4%  |           |           |           | Game: 15.0% |           |          |            |
| FT %                 | 1st Half: 9-10, 90.0%  |             |              | 2nd Half: 5-5, 100.0%  |           |           |           | Game: 93.3% |           |          |            |
| Deadball Rebounds: 1 |                        |             |              |                        |           |           |           |             |           |          |            |

**SCORE BY PERIODS**  

|            |    |    |    |
|------------|----|----|----|
|            | 1  | 2  | F  |
| Dartmouth  | 24 | 23 | 47 |
| Notre Dame | 37 | 28 | 65 |

**OFFICIALS:** Brent Hampton, Gary Prager, Bill McCarthy  
**TECHNICALS:** Dartmouth - None. Notre Dame - None.  
**ATTENDANCE:** 7,651

**Notes:** This was the fifth meeting all-time between Notre Dame and Dartmouth and the first since the 1997-98 campaign ... The Irish have won all five encounters with the Big Green ... Notre Dame is 43-4 all-time against Ivy League opponents ... The Irish upped their home win streak to 26 games ... Notre Dame used its seventh different starting lineup of the season ... The Fighting Irish limited the Big Green to 30.0% (15-50) shooting in the game, which is the lowest shooting percentage of the season for an Irish opponent ... junior forward Jack Cooley scored a career-high 22 points for the second straight game ... Notre Dame blocked a season-high 11 shots ... the Irish matched a season-low total with seven turnovers.

**Game #10**  
**Notre Dame 87, Maine 78**  
**Notre Dame, Ind. (Purcell Pavilion)**  
**December 8, 2011**

| Maine                | FG-A                   | 3FG-A       | FT-A       | REB                    | PF        | TP        | A         | TO          | BK       | ST       | MIN        |
|----------------------|------------------------|-------------|------------|------------------------|-----------|-----------|-----------|-------------|----------|----------|------------|
| Alasdair Fraser      | 8-13                   | 0-0         | 1-2        | 1-6-7                  | 5         | 17        | 1         | 2           | 0        | 0        | 26         |
| Kilian Cato          | 0-3                    | 0-2         | 0-0        | 1-0-1                  | 5         | 0         | 2         | 0           | 0        | 0        | 30         |
| Andrew Rogers        | 2-3                    | 2-3         | 0-0        | 0-1-1                  | 1         | 6         | 7         | 1           | 0        | 0        | 24         |
| Justin Edwards       | 9-19                   | 1-4         | 1-1        | 3-3-6                  | 2         | 20        | 4         | 0           | 0        | 3        | 38         |
| Gerald McLemore      | 11-16                  | 3-6         | 2-2        | 0-2-2                  | 1         | 27        | 1         | 2           | 0        | 3        | 39         |
| Jon McAllian         | 0-0                    | 0-0         | 0-0        | 0-1-1                  | 1         | 0         | 1         | 0           | 0        | 0        | 4          |
| Raheem Singleton     | 1-4                    | 0-1         | 0-0        | 0-4-4                  | 2         | 2         | 3         | 1           | 0        | 0        | 19         |
| Xavier Pollard       | 0-0                    | 0-0         | 0-0        | 0-0-0                  | 1         | 0         | 0         | 0           | 0        | 0        | 0+         |
| Svetoslav Chetinov   | 3-5                    | 0-0         | 0-0        | 0-0-0                  | 2         | 6         | 0         | 2           | 0        | 1        | 20         |
| Team                 |                        |             |            | 2-2-4                  |           |           |           |             |          |          | 1          |
| <b>Totals</b>        | <b>34-63</b>           | <b>6-16</b> | <b>4-5</b> | <b>7-19-26</b>         | <b>20</b> | <b>78</b> | <b>19</b> | <b>9</b>    | <b>0</b> | <b>7</b> | <b>200</b> |
| Total FG%            | 1st Half: 18-30, 60.0% |             |            | 2nd Half: 16-33, 48.5% |           |           |           | Game: 54.0% |          |          |            |
| 3-PT FG%             | 1st Half: 4-8, 50.0%   |             |            | 2nd Half: 2-8, 25.0%   |           |           |           | Game: 37.5% |          |          |            |
| FT %                 | 1st Half: 1-2, 50.0%   |             |            | 2nd Half: 3-3, 100.0%  |           |           |           | Game: 80.0% |          |          |            |
| Deadball Rebounds: 1 |                        |             |            |                        |           |           |           |             |          |          |            |

| Notre Dame           | FG-A                   | 3FG-A       | FT-A         | REB                    | PF       | TP        | A         | TO          | BK       | ST       | MIN        |
|----------------------|------------------------|-------------|--------------|------------------------|----------|-----------|-----------|-------------|----------|----------|------------|
| Tom Knight           | 2-6                    | 0-0         | 3-5          | 1-1-2                  | 2        | 7         | 2         | 2           | 1        | 1        | 23         |
| Eric Atkins          | 9-15                   | 5-7         | 3-4          | 0-2-2                  | 0        | 26        | 6         | 1           | 0        | 0        | 40         |
| Scott Martin         | 2-4                    | 0-2         | 0-0          | 0-0-0                  | 0        | 4         | 1         | 1           | 0        | 0        | 9          |
| Jerian Grant         | 2-3                    | 1-1         | 1-2          | 0-4-4                  | 1        | 6         | 2         | 2           | 1        | 1        | 23         |
| Joey Brooks          | 1-2                    | 0-0         | 0-0          | 0-1-1                  | 1        | 2         | 1         | 1           | 0        | 0        | 10         |
| Alex Dragicevich     | 4-10                   | 2-8         | 4-4          | 0-2-2                  | 0        | 14        | 3         | 0           | 1        | 0        | 31         |
| Pat Connaughton      | 1-4                    | 0-2         | 2-2          | 2-3-5                  | 0        | 4         | 0         | 1           | 0        | 0        | 26         |
| Mike Broghammer      | 1-1                    | 0-0         | 0-2          | 0-1-1                  | 1        | 2         | 2         | 1           | 0        | 1        | 11         |
| Jack Cooley          | 7-11                   | 0-0         | 8-9          | 6-8-14                 | 3        | 22        | 1         | 1           | 2        | 0        | 27         |
| Team                 |                        |             |              | 3-0-3                  |          |           |           |             |          |          | 1          |
| <b>Totals</b>        | <b>29-56</b>           | <b>8-20</b> | <b>21-28</b> | <b>12-22-34</b>        | <b>8</b> | <b>87</b> | <b>18</b> | <b>10</b>   | <b>5</b> | <b>3</b> | <b>200</b> |
| Total FG%            | 1st Half: 17-32, 53.1% |             |              | 2nd Half: 12-24, 50.0% |          |           |           | Game: 51.1% |          |          |            |
| 3-PT FG%             | 1st Half: 5-11, 45.5%  |             |              | 2nd Half: 3-9, 33.3%   |          |           |           | Game: 40.0% |          |          |            |
| FT %                 | 1st Half: 5-5, 100.0%  |             |              | 2nd Half: 16-23, 69.6% |          |           |           | Game: 75.0% |          |          |            |
| Deadball Rebounds: 3 |                        |             |              |                        |          |           |           |             |          |          |            |

**SCORE BY PERIODS**  

|            |    |    |    |
|------------|----|----|----|
|            | 1  | 2  | F  |
| Maine      | 41 | 37 | 78 |
| Notre Dame | 44 | 43 | 87 |

**OFFICIALS:** Jim Burr, Tony Chiazza, Ed Hightower  
**TECHNICALS:** Maine - None. Notre Dame - None.  
**ATTENDANCE:** 7,024

**Notes:** This was the third meeting ever between the Irish and the Black Bears ... Jack Cooley notched his second career double-double ... Cooley's 22 points marked a career high as he became the sixth different Notre Dame player to score 20-plus points in a game this season ... His 14 rebounds marked the third time in his career with 10-plus rebounds ... The Irish extended their home court win streak to 25 games which marks the second-longest home win streak at Purcell Pavilion ... Eric Atkins' 26 points were one point shy of a career and was the second career 20-plus point outing ... His five three-pointers were a career best ... Alex Dragicevich netted double figures for the third time in his career ... Tom Knight's seven points matched a career high ... Scott Martin left the game in the first half and did not return with a mild concussion.

**Game #12**  
**#18/20 Indiana 69, Notre Dame 58**  
**Indianapolis, Ind. (Conseco Fieldhouse)**  
**Crossroads Classic • December 17, 2011**

| Notre Dame       | FG-A                  | 3FG-A       | FT-A         | REB                    | PF        | TP        | A        | TO          | BK       | ST       | MIN        |
|------------------|-----------------------|-------------|--------------|------------------------|-----------|-----------|----------|-------------|----------|----------|------------|
| Eric Atkins      | 5-12                  | 0-0         | 5-6          | 1-1-2                  | 1         | 15        | 2        | 2           | 0        | 3        | 40         |
| Alex Dragicevich | 3-6                   | 3-5         | 0-0          | 1-1-2                  | 2         | 9         | 0        | 3           | 0        | 0        | 33         |
| Scott Martin     | 1-4                   | 0-1         | 4-8          | 0-7-7                  | 2         | 6         | 2        | 3           | 0        | 3        | 36         |
| Jerian Grant     | 2-10                  | 1-4         | 9-10         | 0-4-4                  | 3         | 14        | 4        | 0           | 0        | 1        | 36         |
| Jack Cooley      | 4-5                   | 0-0         | 4-5          | 2-3-5                  | 5         | 12        | 0        | 2           | 1        | 1        | 21         |
| Pat Connaughton  | 1-3                   | 0-1         | 0-1          | 2-2-4                  | 4         | 2         | 1        | 1           | 0        | 1        | 22         |
| Tom Knight       | 0-1                   | 0-0         | 0-2          | 0-0-0                  | 1         | 0         | 0        | 0           | 0        | 0        | 5          |
| Joey Brooks      | 0-1                   | 0-0         | 0-0          | 0-0-0                  | 0         | 0         | 0        | 1           | 0        | 0        | 4          |
| Mike Broghammer  | 0-0                   | 0-0         | 0-0          | 0-0-0                  | 2         | 0         | 0        | 0           | 0        | 0        | 3          |
| Team             |                       |             |              | 1-3-4                  |           |           |          |             |          |          | 1          |
| <b>Totals</b>    | <b>16-42</b>          | <b>4-11</b> | <b>22-32</b> | <b>7-21-28</b>         | <b>20</b> | <b>58</b> | <b>9</b> | <b>10</b>   | <b>5</b> | <b>6</b> | <b>200</b> |
| Total FG%        | 1st Half: 4-20, 20.0% |             |              | 2nd Half: 12-22, 54.5% |           |           |          | Game: 38.1% |          |          |            |
| 3-PT FG%         | 1st Half: 3-8, 37.5%  |             |              | 2nd Half: 1-3, 33.3%   |           |           |          | Game: 36.4% |          |          |            |

| <b>Game #13 Notre Dame 106, Sacred Heart 65</b> |   |             |              |                               |           |            |           |           |          |          |            |              |               |                             |                                |                               |               |               |
|---|---|-------------|--------------|-------------------------------|-----------|------------|-----------|-----------|----------|----------|------------|--------------|---------------|-----------------------------|--------------------------------|-------------------------------|---------------|---------------|
| <b>Notre Dame, Ind. (Purcell Pavilion)</b>      |   |             |              |                               |           |            |           |           |          |          |            |              |               |                             |                                |                               |               |               |
| <b>December 19, 2011</b>                        |   |             |              |                               |           |            |           |           |          |          |            |              |               |                             |                                |                               |               |               |
| Sacred Heart                                    | FG-A                                    | 3FG-A       | FTA          | REB                           | PF        | TP         | A         | TO        | BK       | ST       | MIN        |              |               |                             |                                |                               |               |               |
| Justin Swidowski                                | 1-5                                     | 0-1         | 2-2          | 2-3-5                         | 5         | 4          | 0         | 2         | 0        | 0        | 16         |              |               |                             |                                |                               |               |               |
| Femi Akinpetide                                 | 3-5                                     | 0-0         | 2-2          | 2-3-5                         | 3         | 8          | 2         | 2         | 0        | 0        | 21         |              |               |                             |                                |                               |               |               |
| Evan Kelley                                     | 1-9                                     | 0-0         | 2-2          | 0-0-0                         | 1         | 4          | 2         | 3         | 0        | 0        | 26         |              |               |                             |                                |                               |               |               |
| Chris Evans                                     | 1-3                                     | 0-0         | 2-2          | 1-1-2                         | 1         | 4          | 0         | 1         | 0        | 0        | 24         |              |               |                             |                                |                               |               |               |
| Shane Gibson                                    | 8-16                                    | 3-8         | 3-3          | 0-3-3                         | 0         | 22         | 4         | 2         | 1        | 1        | 24         |              |               |                             |                                |                               |               |               |
| Phil Gaetano                                    | 1-3                                     | 1-3         | 0-0          | 0-1-1                         | 0         | 3          | 4         | 2         | 1        | 0        | 23         |              |               |                             |                                |                               |               |               |
| Louis Montes                                    | 1-1                                     | 0-0         | 2-2          | 1-1-2                         | 5         | 4          | 0         | 0         | 0        | 0        | 14         |              |               |                             |                                |                               |               |               |
| Nick Greenbacker                                | 2-4                                     | 1-1         | 0-0          | 0-2-2                         | 5         | 5          | 0         | 0         | 0        | 0        | 14         |              |               |                             |                                |                               |               |               |
| Steve Glowiak                                   | 2-5                                     | 1-4         | 2-2          | 0-0-0                         | 0         | 7          | 0         | 0         | 0        | 0        | 14         |              |               |                             |                                |                               |               |               |
| Stan Dulaire                                    | 2-5                                     | 0-0         | 0-0          | 0-1-1                         | 3         | 4          | 4         | 0         | 0        | 0        | 24         |              |               |                             |                                |                               |               |               |
| Team  |   |             |              | 1-2-3                         |           |            |           |           |          |          |            |              |               |                             |                                |                               |               |               |
| <b>Totals</b>                                   | <b>22-56</b>                            | <b>6-17</b> | <b>15-15</b> | <b>7-17-24</b>                | <b>23</b> | <b>65</b>  | <b>16</b> | <b>12</b> | <b>1</b> | <b>1</b> | <b>200</b> | <b>Game:</b> | <b>39.3%</b>  | <b>FT %</b>                 | <b>35.3%</b>                   | <b>Game:</b>                  | <b>100.0%</b> |               |
| <b>Total FG%</b>                                | <b>1st Half:</b> 11-25, 44.0%           |             |              | <b>2nd Half:</b> 11-31, 35.5% |           |            |           |           |          |          |            | <b>Game:</b> | <b>39.3%</b>  | <b>3-PT FG%</b>             | <b>1st Half:</b> 5-10, 50.0%   | <b>2nd Half:</b> 1-7, 14.3%   | <b>Game:</b>  | <b>35.3%</b>  |
| <b>3-PT FG%</b>                                 | <b>1st Half:</b> 10-10, 100.0%          |             |              | <b>2nd Half:</b> 5-5, 100.0%  |           |            |           |           |          |          |            | <b>Game:</b> | <b>100.0%</b> | <b>FT %</b>                 | <b>1st Half:</b> 10-10, 100.0% | <b>2nd Half:</b> 5-5, 100.0%  | <b>Game:</b>  | <b>100.0%</b> |
| <b>FT %</b>                                     |   |             |              |                               |           |            |           |           |          |          |            | <b>Game:</b> | <b>100.0%</b> | <b>Deadball Rebounds:</b> 0 |                                |                               |               |               |
| Notre Dame                                      | FG-A                                    | 3FG-A       | FTA          | REB                           | PF        | TP         | A         | TO        | BK       | ST       | MIN        |              |               |                             |                                |                               |               |               |
| Jack Cooley                                     | 7-7                                     | 0-0         | 5-6          | 5-3-8                         | 1         | 19         | 0         | 0         | 3        | 0        | 25         |              |               |                             |                                |                               |               |               |
| Eric Atkins                                     | 4-7                                     | 1-3         | 4-6          | 2-2-4                         | 1         | 13         | 9         | 0         | 0        | 2        | 29         |              |               |                             |                                |                               |               |               |
| Alex Dragicevich                                | 4-8                                     | 2-5         | 2-2          | 0-5-5                         | 1         | 12         | 1         | 3         | 1        | 0        | 28         |              |               |                             |                                |                               |               |               |
| Scott Martin                                    | 3-6                                     | 0-1         | 3-4          | 0-5-5                         | 2         | 9          | 1         | 0         | 0        | 2        | 23         |              |               |                             |                                |                               |               |               |
| Jerian Grant                                    | 5-10                                    | 3-4         | 2-2          | 0-2-2                         | 1         | 15         | 7         | 0         | 0        | 1        | 31         |              |               |                             |                                |                               |               |               |
| Patrick Crowley                                 | 2-3                                     | 1-1         | 0-0          | 1-0-1                         | 0         | 5          | 1         | 0         | 0        | 0        | 4          |              |               |                             |                                |                               |               |               |
| Pat Connaughton                                 | 1-4                                     | 1-2         | 2-2          | 0-2-2                         | 1         | 5          | 0         | 0         | 0        | 0        | 20         |              |               |                             |                                |                               |               |               |
| Tom Knight                                      | 3-4                                     | 0-0         | 3-4          | 0-1-1                         | 1         | 9          | 2         | 1         | 0        | 0        | 11         |              |               |                             |                                |                               |               |               |
| Joey Brooks                                     | 3-5                                     | 1-1         | 5-5          | 1-1-2                         | 2         | 12         | 3         | 0         | 0        | 1        | 17         |              |               |                             |                                |                               |               |               |
| Mike Broghammer                                 | 3-3                                     | 0-0         | 1-3          | 1-5-6                         | 1         | 7          | 1         | 0         | 1        | 0        | 12         |              |               |                             |                                |                               |               |               |
| Team  |   |             |              | 0-1-1                         |           |            |           |           |          |          |            |              |               |                             |                                |                               |               |               |
| <b>Totals</b>                                   | <b>35-57</b>                            | <b>9-17</b> | <b>27-34</b> | <b>10-27-37</b>               | <b>11</b> | <b>106</b> | <b>25</b> | <b>4</b>  | <b>5</b> | <b>6</b> | <b>200</b> | <b>Game:</b> | <b>61.4%</b>  | <b>3-PT FG%</b>             | <b>1st Half:</b> 17-30, 56.7%  | <b>2nd Half:</b> 18-27, 66.7% | <b>Game:</b>  | <b>52.9%</b>  |
| <b>Total FG%</b>                                | <b>1st Half:</b> 17-30, 56.7%           |             |              | <b>2nd Half:</b> 18-27, 66.7% |           |            |           |           |          |          |            | <b>Game:</b> | <b>61.4%</b>  | <b>FT %</b>                 | <b>1st Half:</b> 3-8, 37.5%    | <b>2nd Half:</b> 6-9, 66.7%   | <b>Game:</b>  | <b>52.9%</b>  |
| <b>3-PT FG%</b>                                 | <b>1st Half:</b> 11-14, 78.6%           |             |              | <b>2nd Half:</b> 16-20, 80.0% |           |            |           |           |          |          |            | <b>Game:</b> | <b>79.4%</b>  | <b>Deadball Rebounds:</b> 2 |                                |                               |               |               |
| <b>SCORE BY PERIODS</b>                         |   |             |              |                               |           |            |           |           |          |          |            |              |               |                             |                                |                               |               |               |
|   | 1                                       | 2           | F            |                               |           |            |           |           |          |          |            |              |               |                             |                                |                               |               |               |
| <b>Sacred Heart</b>                             | 37                                      | 28          | 65           |                               |           |            |           |           |          |          |            |              |               |                             |                                |                               |               |               |
| <b>Notre Dame</b>                               | 48                                      | 58          | 106          |                               |           |            |           |           |          |          |            |              |               |                             |                                |                               |               |               |
| <b>OFFICIALS:</b>                               | John Gaffney, Chris Beaver, Tony Crisp  |             |              |                               |           |            |           |           |          |          |            |              |               |                             |                                |                               |               |               |
| <b>TECHNICALS:</b>                              | Sacred Heart - None. Notre Dame - None. |             |              |                               |           |            |           |           |          |          |            |              |               |                             |                                |                               |               |               |
| <b>ATTENDANCE:</b>                              | 7,042                                   |             |              |                               |           |            |           |           |          |          |            |              |               |                             |                                |                               |               |               |

Notes: This was the second meeting ever between the two schools ... Notre Dame improved its home win streak to 27 games, the second-longest in program history at Purcell Pavilion at the Joyce Center ... The Irish's season-high 106 points marked the first time the Irish topped the 100-point mark since Nov. 17, 2010 (a 102-62 win over Chicago State) and were the most points by a Notre Dame since a 108-62 victory against Northern Illinois on Dec. 8, 2007 ... Irish teams have now topped the 100-point plateau 14 times under Mike Brey ... Notre Dame had five players in double figures for the fifth time this season ... The 41-point margin of victory was the largest of the season ... The Irish shot a season-best 61.4 percent from the field ... Notre Dame's four turnovers were a season low, while its 25 assists were a season high ... Eric Atkins' nine assists matched a career high ... With his 19 points, Jack Cooley extended his double-figure scoring streak to a career-best four games ... Jerian Grant reached double figures for the 10th time ... Tom Knight's nine points were a career high.

| <b>Game #15 Cincinnati 71, Notre Dame 55</b> |   |             |              |                               |           |           |           |           |          |           |            |              |              |                               |                               |                               |              |              |
|--|---|-------------|--------------|-------------------------------|-----------|-----------|-----------|-----------|----------|-----------|------------|--------------|--------------|-------------------------------|-------------------------------|-------------------------------|--------------|--------------|
| <b>Cincinnati, Ohio (Fifth Third Arena)</b>  |   |             |              |                               |           |           |           |           |          |           |            |              |              |                               |                               |                               |              |              |
| <b>January 4, 2012 • BIG EAST</b>            |   |             |              |                               |           |           |           |           |          |           |            |              |              |                               |                               |                               |              |              |
| Notre Dame                                   | FG-A  | 3FG-A       | FTA          | REB                           | PF        | TP        | A         | TO        | BK       | ST        | MIN        |              |              |                               |                               |                               |              |              |
| Jack Cooley                                  | 7-12  | 0-0         | 1-3          | 8-3-11                        | 0         | 15        | 0         | 2         | 3        | 1         | 29         |              |              |                               |                               |                               |              |              |
| Eric Atkins                                  | 3-10  | 2-5         | 0-0          | 0-3-3                         | 1         | 8         | 2         | 2         | 0        | 2         | 40         |              |              |                               |                               |                               |              |              |
| Alex Dragicevich                             | 2-11  | 0-6         | 2-2          | 0-2-2                         | 2         | 6         | 1         | 0         | 0        | 0         | 22         |              |              |                               |                               |                               |              |              |
| Scott Martin                                 | 0-6   | 0-3         | 0-0          | 3-5-8                         | 2         | 0         | 2         | 3         | 1        | 0         | 29         |              |              |                               |                               |                               |              |              |
| Jerian Grant                                 | 5-12  | 2-8         | 5-5          | 0-2-2                         | 3         | 17        | 4         | 3         | 0        | 1         | 37         |              |              |                               |                               |                               |              |              |
| Patrick Crowley                              | 0-0   | 0-0         | 0-0          | 0-0-0                         | 0         | 0         | 0         | 0         | 0        | 0         | 0          |              |              |                               |                               |                               |              |              |
| Pat Connaughton                              | 2-6   | 1-5         | 0-0          | 1-3-4                         | 3         | 5         | 0         | 1         | 0        | 0         | 15         |              |              |                               |                               |                               |              |              |
| Tom Knight                                   | 2-4   | 0-0         | 0-1          | 1-2-3                         | 1         | 4         | 0         | 2         | 0        | 0         | 12         |              |              |                               |                               |                               |              |              |
| Joey Brooks                                  | 0-2   | 0-1         | 0-0          | 1-3-4                         | 2         | 0         | 2         | 0         | 0        | 0         | 16         |              |              |                               |                               |                               |              |              |
| Team   |   |             |              | 0-1-1                         |           |           |           |           |          |           |            |              |              |                               |                               |                               |              |              |
| <b>Totals</b>                                | <b>21-63</b>                                | <b>5-28</b> | <b>8-11</b>  | <b>14-24-38</b>               | <b>14</b> | <b>55</b> | <b>11</b> | <b>13</b> | <b>4</b> | <b>4</b>  | <b>200</b> | <b>Game:</b> | <b>33.3%</b> | <b>3-PT FG%</b>               | <b>1st Half:</b> 9-28, 32.1%  | <b>2nd Half:</b> 12-35, 34.3% | <b>Game:</b> | <b>33.3%</b> |
| <b>Total FG%</b>                             | <b>1st Half:</b> 9-28, 32.1%                |             |              | <b>2nd Half:</b> 12-35, 34.3% |           |           |           |           |          |           |            | <b>Game:</b> | <b>33.3%</b> | <b>FT %</b>                   | <b>1st Half:</b> 1-10, 10.0%  | <b>2nd Half:</b> 4-18, 22.2%  | <b>Game:</b> | <b>17.9%</b> |
| <b>3-PT FG%</b>                              | <b>1st Half:</b> 2-4, 50.0%                 |             |              | <b>2nd Half:</b> 6-7, 85.7%   |           |           |           |           |          |           |            | <b>Game:</b> | <b>72.7%</b> | <b>Deadball Rebounds:</b> 1,2 |                               |                               |              |              |
| Cincinnati                                   | FG-A  | 3FG-A       | FTA          | REB                           | PF        | TP        | A         | TO        | BK       | ST        | MIN        |              |              |                               |                               |                               |              |              |
| Justin Jackson                               | 1-4   | 0-2         | 3-4          | 2-5-7                         | 2         | 5         | 0         | 1         | 0        | 0         | 23         |              |              |                               |                               |                               |              |              |
| Cashmere Wright                              | 4-9   | 0-2         | 1-3          | 0-2-2                         | 3         | 9         | 5         | 1         | 0        | 5         | 27         |              |              |                               |                               |                               |              |              |
| Dion Dixon                                   | 5-13  | 1-7         | 7-7          | 1-2-3                         | 1         | 18        | 3         | 1         | 0        | 2         | 35         |              |              |                               |                               |                               |              |              |
| Sean Kilpatrick                              | 4-10  | 1-6         | 0-0          | 1-5-6                         | 2         | 9         | 3         | 1         | 0        | 1         | 30         |              |              |                               |                               |                               |              |              |
| Jaquon Parker                                | 3-8   | 3-5         | 2-2          | 0-5-5                         | 2         | 11        | 1         | 1         | 0        | 1         | 31         |              |              |                               |                               |                               |              |              |
| Jeremiah Davis                               | 4-6   | 2-3         | 0-2          | 0-0-0                         | 0         | 10        | 0         | 0         | 0        | 0         | 15         |              |              |                               |                               |                               |              |              |
| Cheikh Mbodj                                 | 0-0   | 0-0         | 0-0          | 0-2-2                         | 1         | 0         | 0         | 0         | 1        | 0         | 7          |              |              |                               |                               |                               |              |              |
| Ge'Lawn Guyn                                 | 1-3   | 1-2         | 0-0          | 0-1-1                         | 0         | 3         | 0         | 0         | 0        | 2         | 9          |              |              |                               |                               |                               |              |              |
| Jermaine Sanders                             | 0-0   | 0-0         | 0-0          | 0-0-0                         | 0         | 0         | 0         | 0         | 0        | 0         | 2          |              |              |                               |                               |                               |              |              |
| Yancy Gates                                  | 3-4   | 0-0         | 0-0          | 3-5-8                         | 4         | 6         | 1         | 2         | 3        | 0         | 21         |              |              |                               |                               |                               |              |              |
| Team   |   |             |              | 2-2-4                         |           |           |           |           |          |           |            |              |              |                               |                               |                               |              |              |
| <b>Totals</b>                                | <b>25-57</b>                                | <b>8-27</b> | <b>13-18</b> | <b>9-29-38</b>                | <b>15</b> | <b>71</b> | <b>13</b> | <b>9</b>  | <b>4</b> | <b>11</b> | <b>200</b> | <b>Game:</b> | <b>43.9%</b> | <b>3-PT FG%</b>               | <b>1st Half:</b> 13-31, 41.9% | <b>2nd Half:</b> 12-26, 46.2% | <b>Game:</b> | <b>43.9%</b> |
| <b>Total FG%</b>                             | <b>1st Half:</b> 13-31, 41.9%               |             |              | <b>2nd Half:</b> 12-26, 46.2% |           |           |           |           |          |           |            | <b>Game:</b> | <b>43.9%</b> | <b>FT %</b>                   | <b>1st Half:</b> 4-16, 25.0%  | <b>2nd Half:</b> 4-11, 36.4%  | <b>Game:</b> | <b>29.6%</b> |
| <b>3-PT FG%</b>                              | <b>1st Half:</b> 1-2, 50.0%                 |             |              | <b>2nd Half:</b> 12-16, 75.0% |           |           |           |           |          |           |            | <b>Game:</b> | <b>72.2%</b> | <b>Deadball Rebounds:</b> 2,1 |                               |                               |              |              |
| <b>SCORE BY PERIODS</b>                      |   |             |              |                               |           |           |           |           |          |           |            |              |              |                               |                               |                               |              |              |
|  | 1   | 2           | F            |                               |           |           |           |           |          |           |            |              |              |                               |                               |                               |              |              |
| <b>Notre Dame</b>                            | 21  | 34          | 55           |                               |           |           |           |           |          |           |            |              |              |                               |                               |                               |              |              |
| <b>Cincinnati</b>                            | 31  | 40          | 71           |                               |           |           |           |           |          |           |            |              |              |                               |                               |                               |              |              |
| <b>OFFICIALS:</b>                            | Ed Corbett, Michael Stephens, Brent Hampton |             |              |                               |           |           |           |           |          |           |            |              |              |                               |                               |                               |              |              |
| <b>TECHNICALS:</b>                           | Notre Dame - None. Cincinnati - None.       |             |              |                               |           |           |           |           |          |           |            |              |              |                               |                               |                               |              |              |
| <b>ATTENDANCE:</b>                           | 10,142                                      |             |              |                               |           |           |           |           |          |           |            |              |              |                               |                               |                               |              |              |

Notes: This was the 12th meeting between the two schools ... Notre Dame leads the series 8-4 and the loss snapped a three-game win streak for the Irish ... Notre Dame has now lost the last three games it has played against the Bearcats in Cincinnati ... The Irish extended their streak with at least one three-pointer in a game to 423 ... Jack Cooley notched his third double-double of his career and notched double figures in scoring for the fifth time in the last six games ... He also recorded his fifth double-digit rebounding effort of the season and has led the Irish rebounding 10 times ... Jerian Grant recorded double figures in scoring for the 12th time and has scored in double figures in each of the last four games ... Scott Martin's eight rebounds matched a season high.

| <b>Game #14 Notre Dame 72, #22/22 Pittsburgh 59</b> |  |             |              |                               |           |           |           |          |          |          |            |              |              |                             |                              |                             |              |              |
|---|--|-------------|--------------|-------------------------------|-----------|-----------|-----------|----------|----------|----------|------------|--------------|--------------|-----------------------------|------------------------------|-----------------------------|--------------|--------------|
| <b>Notre Dame, Ind. (Purcell Pavilion)</b>          |  |             |              |                               |           |           |           |          |          |          |            |              |              |                             |                              |                             |              |              |
| <b>December 27, 2011 • BIG EAST</b>                 |  |             |              |                               |           |           |           |          |          |          |            |              |              |                             |                              |                             |              |              |
| Pittsburgh  | FG-A                                   | 3FG-A       | FTA          | REB                           | PF        | TP        | A         | TO       | BK       | ST       | MIN        |              |              |                             |                              |                             |              |              |
| Dante Taylor  | 2-3                                    | 0-0         | 0-0          | 0-4-4                         | 4         | 4         | 1         | 1        | 0        | 0        | 13         |              |              |                             |                              |                             |              |              |
| Nasir Robinson                                      | 5-12                                   | 0-0         | 2-4          | 2-4-6                         | 2         | 12        | 2         | 1        | 0        | 0        | 34         |              |              |                             |                              |                             |              |              |
| Cameron Wright                                      | 2-4                                    | 0-0         | 1-2          | 2-0-2                         | 0         | 5         | 0         | 1        | 0        | 0        | 32         |              |              |                             |                              |                             |              |              |
| Ashton Gibbs  | 5-10                                   | 0-2         | 2-2          | 2-0-2                         | 3         | 12        | 5         | 0        | 0        | 0        | 14         |              |              |                             |                              |                             |              |              |
| Lamar Patterson                                     | 3-8                                    | 0-2         | 2-2          | 1-5-6                         | 3         | 8         | 1         | 2        | 0        | 1        | 28         |              |              |                             |                              |                             |              |              |
| Tray Woodall  | 0-5                                    | 0-3         | 0-0          | 0-0-0                         | 0         | 0         | 2         | 2        | 0        | 0        | 18         |              |              |                             |                              |                             |              |              |
| John Johnson  | 2-5                                    | 1-4         | 0-0          | 0-0-0                         | 4         | 5         | 3         | 0        | 0        | 0        | 18         |              |              |                             |                              |                             |              |              |
| Talib Zanna   | 5-10                                   | 0-0         | 3-4          | 8-4-12                        | 2         | 13        | 0         | 2        | 1        | 0        | 28         |              |              |                             |                              |                             |              |              |
| J.J. Moore  | 0-3                                    | 0-3         | 0-0          | 1-2-3                         | 2         | 0         | 0         | 0        | 0        | 0        | 15         |              |              |                             |                              |                             |              |              |
| Team  |  |             |              | 1-3-4                         |           |           |           |          |          |          |            |              |              |                             |                              |                             |              |              |
| <b>Totals</b>                                       | <b>24-60</b>                           | <b>1-14</b> | <b>10-14</b> | <b>17-22-39</b>               | <b>20</b> | <b>59</b> | <b>14</b> | <b>9</b> | <b>1</b> | <b>4</b> | <b>200</b> | <b>Game:</b> | <b>40.0%</b> | <b>3-PT FG%</b>             | <b>1st Half:</b> 0-5, 0.0%   | <b>2nd Half:</b> 1-9, 11.1% | <b>Game:</b> | <b>7.1%</b>  |
| <b>Total FG%</b>                                    | <b>1st Half:</b> 10-29, 34.5%          |             |              | <b>2nd Half:</b> 14-31, 45.2% |           |           |           |          |          |          |            | <b>Game:</b> | <b>40.0%</b> | <b>FT %</b>                 | <b>1st Half:</b> 6-8, 75.0%  | <b>2nd Half:</b> 4-6, 66.7% | <b>Game:</b> | <b>71.4%</b> |
| <b>3-PT FG%</b>                                     | <b>1st Half:</b> 0-5, 0.0%             |             |              | <b>2nd Half:</b> 1-9, 11.1%   |           |           |           |          |          |          |            | <b>Game:</b> | <b>7.1%</b>  | <b>Deadball Rebounds:</b> 3 |                              |                             |              |              |
| Notre Dame  | FG-A                                   | 3FG-A       | FTA          | REB                           | PF        | TP        | A         | TO       | BK       | ST       | MIN        |              |              |                             |                              |                             |              |              |
| Jack Cooley   | 3-7                                    | 0-0         | 2-4          | 5-9-14                        | 3         | 8         | 1         | 1        | 2        | 1        | 32         |              |              |                             |                              |                             |              |              |
| Eric Atkins   | 5-8                                    | 0-1         | 5-7          | 3-2-5                         | 2         | 15        | 4         | 0        | 0        | 2        | 40         |              |              |                             |                              |                             |              |              |
| Alex Dragicevich                                    | 8-13                                   | 4-7         | 2-4          | 0-2-2                         | 3         | 22        | 0         | 1        | 0        | 0        | 33         |              |              |                             |                              |                             |              |              |
| Scott Martin  | 2-7                                    | 0-4         | 0-0          | 0-6-6                         | 3         | 4         | 2         | 0        | 0        | 1        | 31         |              |              |                             |                              |                             |              |              |
| Jerian Grant  | 5-12                                   | 3-7         | 2-3          | 0-1-1                         | 2         | 15        | 9         | 2        | 0        | 1        | 33         |              |              |                             |                              |                             |              |              |
| Pat Connaughton                                     | 1-1                                    | 0-0         | 0-0          | 0-0-0                         | 0         | 2         | 2         | 0        | 0        | 0        | 11         |              |              |                             |                              |                             |              |              |
| Tom Knight  | 3-5                                    | 0-0         | 0-0          | 1-0-1                         | 1         | 6         | 0         | 0        | 0        | 0        | 14         |              |              |                             |                              |                             |              |              |
| Joey Brooks   | 0-0                                    | 0-0         | 0-0          | 0-0-0                         | 0         | 0         | 0         | 0        | 0        | 0        | 5          |              |              |                             |                              |                             |              |              |
| Mike Broghammer                                     | 0-0                                    | 0-0         | 0-0          | 0-0-0                         | 0         | 0         | 0         | 0        | 0        | 0        | 1          |              |              |                             |                              |                             |              |              |
| Team  |  |             |              | 1-0-1                         |           |           |           |          |          |          |            |              |              |                             |                              |                             |              |              |
| <b>Totals</b>                                       | <b>27-53</b>                           | <b>7-19</b> | <b>11-18</b> | <b>10-20-30</b>               | <b>14</b> | <b>72</b> | <b>18</b> | <b>6</b> | <b>4</b> | <b>5</b> | <b>200</b> | <b>Game:</b> | <b>50.9%</b> | <b>3-PT FG%</b>             | <b>1st Half:</b> 2-11, 18.2% | <b>2nd Half:</b> 5-8, 62.5% | <b>Game:</b> | <b>36.8%</b> |
| <b>Total FG%</b>                                    | <b>1st Half:</b> 9-28, 32.1%           |             |              | <b>2nd Half:</b> 18-25, 72.0% |           |           |           |          |          |          |            | <b>Game:</b> | <b>50.9%</b> | <b>FT %</b>                 | <b>1st Half:</b> 5-9, 55.6%  | <b>2nd Half:</b> 6-9, 66.7% | <b>Game:</b> | <b>61.1%</b> |
| <b>3-PT FG%</b>                                     | <b>1st Half:</b> 2-11, 18.2%           |             |              | <b>2nd Half:</b> 5-8, 62.5%   |           |           |           |          |          |          |            | <b>Game:</b> | <b>36.8%</b> | <b>Deadball Rebounds:</b> 1 |                              |                             |              |              |
| <b>SCORE BY PERIODS</b>                             |  |             |              |                               |           |           |           |          |          |          |            |              |              |                             |                              |                             |              |              |
|   | 1                                      | 2           | F            |                               |           |           |           |          |          |          |            |              |              |                             |                              |                             |              |              |
| <b>Pittsburgh</b>                                   | 26                                     | 33          | 59           |                               |           |           |           |          |          |          |            |              |              |                             |                              |                             |              |              |
| <b>Notre Dame</b>                                   | 25                                     | 47          | 72           |                               |           |           |           |          |          |          |            |              |              |                             |                              |                             |              |              |
| <b>OFFICIALS:</b>                                   | Jim Burr, Brian O'Connell, Earl Walton |             |              |                               |           |           |           |          |          |          |            |              |              |                             |                              |                             |              |              |
| <b>TECHNICALS:</b>                                  | Pittsburgh - None. Notre Dame - None.  |             |              |                               |           |           |           |          |          |          |            |              |              |                             |                              |                             |              |              |
| <b>ATTENDANCE:</b>                                  | 8,231                                  |             |              |                               |           |           |           |          |          |          |            |              |              |                             |                              |                             |              |              |

Notes: Notre Dame won its fourth straight over the Panthers and improved to 10-8 against Pittsburgh during Mike Brey's tenure ... It's the longest Irish win streak ever in the 57 games against the Panthers and the most consecutive victories against Pitt by an opponent during the Jamie Dixon era ... Notre Dame improved to 11-6 all-time in BIG EAST



**Game #17** Notre Dame 60, USF 49  
 Notre Dame, Ind. (Purcell Pavilion)  
 January 10, 2012 • BIG EAST

| USF                 | FG-A                          | 3FG-A       | FT-A       | REB                           | PF        | TP        | A        | TO                 | BK       | ST       | MIN        |
|---------------------|-------------------------------|-------------|------------|-------------------------------|-----------|-----------|----------|--------------------|----------|----------|------------|
| Augustus Gilchrist  | 6-10                          | 1-1         | 0-0        | 1-4-5                         | 3         | 13        | 0        | 3                  | 0        | 0        | 31         |
| Toarlyn Fitzpatrick | 2-5                           | 0-2         | 0-0        | 3-7-10                        | 1         | 4         | 0        | 1                  | 1        | 0        | 24         |
| Anthony Collins     | 2-8                           | 0-1         | 2-2        | 0-0-0                         | 1         | 6         | 3        | 3                  | 0        | 1        | 28         |
| Shaun Noriega       | 0-3                           | 0-3         | 2-3        | 0-0-0                         | 0         | 2         | 0        | 0                  | 0        | 0        | 17         |
| Hugh Robertson      | 2-2                           | 0-0         | 0-0        | 0-0-0                         | 0         | 4         | 0        | 1                  | 0        | 1        | 13         |
| Ron Anderson Jr.    | 3-8                           | 0-0         | 0-0        | 6-4-10                        | 4         | 6         | 1        | 0                  | 0        | 1        | 23         |
| Victor Rudd Jr.     | 0-4                           | 0-2         | 0-0        | 2-1-3                         | 0         | 0         | 0        | 0                  | 0        | 1        | 17         |
| Jawanza Poland      | 5-12                          | 0-3         | 2-2        | 0-4-4                         | 2         | 12        | 0        | 3                  | 0        | 2        | 34         |
| Blake Nash          | 1-3                           | 0-1         | 0-0        | 0-0-0                         | 1         | 2         | 0        | 1                  | 0        | 1        | 13         |
| Team                |                               |             |            | 2-1-3                         |           |           |          | 1                  |          |          |            |
| <b>Totals</b>       | <b>21-55</b>                  | <b>1-13</b> | <b>6-7</b> | <b>14-21-35</b>               | <b>12</b> | <b>49</b> | <b>4</b> | <b>13</b>          | <b>1</b> | <b>7</b> | <b>200</b> |
| <b>Total FG%</b>    | <b>1st Half: 11-26, 42.3%</b> |             |            | <b>2nd Half: 10-29, 34.5%</b> |           |           |          | <b>Game: 38.2%</b> |          |          |            |
| <b>3-PT FG%</b>     | <b>1st Half: 0-5, 0.0%</b>    |             |            | <b>2nd Half: 1-8, 12.5%</b>   |           |           |          | <b>Game: 7.7%</b>  |          |          |            |
| <b>FT %</b>         | <b>1st Half: 2-2, 100.0%</b>  |             |            | <b>2nd Half: 4-5, 80.0%</b>   |           |           |          | <b>Game: 85.7%</b> |          |          |            |

| Notre Dame       | FG-A                          | 3FG-A       | FT-A        | REB                           | PF       | TP        | A         | TO                 | BK       | ST       | MIN        |
|------------------|-------------------------------|-------------|-------------|-------------------------------|----------|-----------|-----------|--------------------|----------|----------|------------|
| Jack Cooley      | 7-11                          | 0-0         | 2-4         | 3-4-7                         | 1        | 16        | 3         | 0                  | 2        | 0        | 31         |
| Eric Atkins      | 0-2                           | 0-0         | 0-1         | 0-1-1                         | 2        | 0         | 3         | 3                  | 0        | 2        | 39         |
| Alex Dragicevich | 3-6                           | 1-2         | 0-0         | 0-1-1                         | 2        | 7         | 4         | 2                  | 0        | 1        | 27         |
| Scott Martin     | 7-14                          | 1-4         | 0-0         | 0-13-13                       | 1        | 15        | 2         | 0                  | 0        | 2        | 39         |
| Jerian Grant     | 5-11                          | 2-5         | 2-2         | 1-0-1                         | 1        | 14        | 4         | 3                  | 0        | 2        | 39         |
| Patrick Crowley  | 0-0                           | 0-0         | 0-0         | 0-0-0                         | 0        | 0         | 0         | 0                  | 0        | 0        | 0+         |
| Pat Connaughton  | 2-4                           | 1-2         | 0-0         | 1-0-1                         | 0        | 5         | 0         | 1                  | 1        | 0        | 10         |
| Tom Knight       | 0-0                           | 0-0         | 0-0         | 0-1-1                         | 1        | 0         | 0         | 0                  | 1        | 0        | 9          |
| Joey Brooks      | 0-1                           | 0-1         | 3-4         | 1-0-1                         | 0        | 3         | 0         | 0                  | 0        | 1        | 5          |
| Mike Broghammer  | 0-1                           | 0-0         | 0-0         | 0-0-0                         | 0        | 0         | 0         | 0                  | 0        | 0        | 1          |
| Team             |                               |             |             | 2-1-3                         |          |           |           | 1                  |          |          |            |
| <b>Totals</b>    | <b>24-50</b>                  | <b>5-14</b> | <b>7-11</b> | <b>8-21-29</b>                | <b>8</b> | <b>60</b> | <b>16</b> | <b>10</b>          | <b>4</b> | <b>8</b> | <b>200</b> |
| <b>Total FG%</b> | <b>1st Half: 12-26, 46.2%</b> |             |             | <b>2nd Half: 12-24, 50.0%</b> |          |           |           | <b>Game: 48.0%</b> |          |          |            |
| <b>3-PT FG%</b>  | <b>1st Half: 5-9, 55.6%</b>   |             |             | <b>2nd Half: 0-5, 0.0%</b>    |          |           |           | <b>Game: 35.7%</b> |          |          |            |
| <b>FT %</b>      | <b>1st Half: 1-2, 50.0%</b>   |             |             | <b>2nd Half: 6-9, 66.7%</b>   |          |           |           | <b>Game: 63.6%</b> |          |          |            |

**Deadball Rebounds:** 1

**SCORE BY PERIODS**

|            |    |    |    |
|------------|----|----|----|
|            | 1  | 2  | F  |
| USF        | 24 | 25 | 49 |
| Notre Dame | 30 | 30 | 60 |

**OFFICIALS:** Joe Lindsay, Mike Roberts, James Breeding  
**TECHNICALS:** USF - None. Notre Dame - COOLEY, Jack.  
**ATTENDANCE:** 8,075

**Notes:** Notre Dame won its sixth straight against the USF to improve to 8-1 all-time in the series ... The Bulls fell to 0-5 in games played at Notre Dame ... The Irish improved their home court win streak to 29 games ... Notre Dame has now hit a three-pointer in 425 consecutive games ... Jack Cooley registered double figures for the seventh time in eight games and led the Irish in scoring for the fourth time this season ... Jerian Grant registered double figures for the 14th time and extended his double-figure scoring streak to six games ... Scott Martin posted his second consecutive double-double with his 15 points and career-high 13 rebounds as he reached double figures in rebounds for the third time in his career and scored in double figures for the seventh time this season.

**Game #19** Rutgers 65, Notre Dame 58  
 Piscataway, N.J. (Rutgers Athletic Center)  
 January 16, 2012 • BIG EAST

| Notre Dame       | FG-A                          | 3FG-A       | FT-A        | REB                           | PF        | TP        | A         | TO                 | BK       | ST       | MIN        |
|------------------|-------------------------------|-------------|-------------|-------------------------------|-----------|-----------|-----------|--------------------|----------|----------|------------|
| Scott Martin     | 5-9                           | 1-2         | 0-1         | 1-5-6                         | 2         | 11        | 1         | 2                  | 1        | 1        | 40         |
| Jack Cooley      | 4-5                           | 0-0         | 1-3         | 4-5-9                         | 3         | 9         | 0         | 2                  | 0        | 1        | 32         |
| Eric Atkins      | 4-14                          | 3-7         | 4-6         | 0-2-2                         | 0         | 15        | 5         | 2                  | 0        | 1        | 40         |
| Jerian Grant     | 4-10                          | 1-3         | 0-1         | 2-1-3                         | 3         | 9         | 7         | 3                  | 0        | 2        | 34         |
| Joey Brooks      | 1-1                           | 1-1         | 0-0         | 1-1-2                         | 1         | 3         | 0         | 2                  | 0        | 0        | 9          |
| Alex Dragicevich | 2-4                           | 0-1         | 0-0         | 0-1-1                         | 1         | 4         | 0         | 0                  | 1        | 0        | 11         |
| Pat Connaughton  | 3-8                           | 1-6         | 0-0         | 1-4-5                         | 4         | 7         | 0         | 0                  | 1        | 0        | 29         |
| Tom Knight       | 0-0                           | 0-0         | 0-0         | 0-0-0                         | 0         | 0         | 0         | 0                  | 0        | 0        | 3          |
| Mike Broghammer  | 0-1                           | 0-0         | 0-2         | 0-1-1                         | 0         | 0         | 0         | 0                  | 1        | 0        | 2          |
| Team             |                               |             |             | 2-1-3                         |           |           |           |                    |          |          |            |
| <b>Totals</b>    | <b>23-52</b>                  | <b>7-20</b> | <b>5-13</b> | <b>11-21-32</b>               | <b>14</b> | <b>58</b> | <b>13</b> | <b>11</b>          | <b>4</b> | <b>5</b> | <b>200</b> |
| <b>Total FG%</b> | <b>1st Half: 12-24, 50.0%</b> |             |             | <b>2nd Half: 11-28, 39.3%</b> |           |           |           | <b>Game: 44.2%</b> |          |          |            |
| <b>3-PT FG%</b>  | <b>1st Half: 5-12, 41.7%</b>  |             |             | <b>2nd Half: 2-8, 25.0%</b>   |           |           |           | <b>Game: 35.0%</b> |          |          |            |
| <b>FT %</b>      | <b>1st Half: 2-6, 33.3%</b>   |             |             | <b>2nd Half: 3-7, 42.9%</b>   |           |           |           | <b>Game: 38.5%</b> |          |          |            |

| Rutgers          | FG-A                          | 3FG-A       | FT-A         | REB                          | PF        | TP        | A         | TO                 | BK       | ST       | MIN        |
|------------------|-------------------------------|-------------|--------------|------------------------------|-----------|-----------|-----------|--------------------|----------|----------|------------|
| Derrick Randall  | 2-2                           | 0-0         | 0-0          | 0-1-1                        | 3         | 4         | 0         | 0                  | 0        | 0        | 13         |
| Gilvydas Biruta  | 2-7                           | 0-1         | 5-6          | 1-4-5                        | 4         | 9         | 2         | 3                  | 0        | 0        | 16         |
| Jerome Seagears  | 2-8                           | 2-3         | 4-4          | 2-1-3                        | 1         | 10        | 3         | 0                  | 0        | 1        | 28         |
| Eli Carter       | 5-14                          | 3-6         | 0-2          | 0-3-3                        | 1         | 13        | 3         | 1                  | 0        | 0        | 37         |
| Dane Miller      | 2-4                           | 0-1         | 1-2          | 2-6-8                        | 0         | 5         | 2         | 2                  | 4        | 3        | 32         |
| Myles Mack       | 2-4                           | 1-2         | 0-0          | 0-2-2                        | 2         | 5         | 3         | 2                  | 0        | 0        | 25         |
| Mike Poole       | 4-6                           | 1-2         | 0-0          | 2-3-5                        | 4         | 9         | 0         | 1                  | 0        | 1        | 22         |
| Austin Johnson   | 5-9                           | 0-0         | 0-0          | 1-1-2                        | 3         | 10        | 1         | 0                  | 0        | 0        | 25         |
| Kadeem Jack      | 0-1                           | 0-0         | 0-0          | 1-0-1                        | 1         | 0         | 0         | 1                  | 0        | 0        | 2          |
| Team             |                               |             |              | 3-1-4                        |           |           |           |                    |          |          |            |
| <b>Totals</b>    | <b>24-55</b>                  | <b>7-15</b> | <b>10-14</b> | <b>12-22-34</b>              | <b>19</b> | <b>65</b> | <b>14</b> | <b>10</b>          | <b>4</b> | <b>5</b> | <b>200</b> |
| <b>Total FG%</b> | <b>1st Half: 15-28, 53.6%</b> |             |              | <b>2nd Half: 9-27, 33.3%</b> |           |           |           | <b>Game: 43.6%</b> |          |          |            |
| <b>3-PT FG%</b>  | <b>1st Half: 5-8, 62.5%</b>   |             |              | <b>2nd Half: 2-7, 28.6%</b>  |           |           |           | <b>Game: 46.7%</b> |          |          |            |
| <b>FT %</b>      | <b>1st Half: 4-7, 57.1%</b>   |             |              | <b>2nd Half: 6-7, 85.7%</b>  |           |           |           | <b>Game: 71.4%</b> |          |          |            |

**Deadball Rebounds:** 2,2

**SCORE BY PERIODS**

|            |    |    |    |
|------------|----|----|----|
|            | 1  | 2  | F  |
| Notre Dame | 31 | 27 | 58 |
| Rutgers    | 39 | 26 | 65 |

**OFFICIALS:** Ed Corbett, Jamie Luckie, Michael Stephens  
**TECHNICALS:** Notre Dame - None. Rutgers - None.  
**ATTENDANCE:** 6,334

**Notes:** This was the 30th meeting between the Irish and the Scarlet Knights ... Notre Dame has won six of the last eight meetings, but suffered its second straight loss at Rutgers ... This was the fourth game that this quintet comprised the starting lineup this season ... The Irish shot a season-low 38.5 percent from the free throw line ... The five free throws matched a season low ... Notre Dame fell to 3-7 when trailing at halftime ... The Irish have connected on a three pointer in 427 consecutive games ... Eric Atkins netted double figures for the 12th time this season and led the Irish in scoring for the seventh time ... Atkins played 40-plus minutes for the eighth time and in five of six BIG EAST games ... Scott Martin netted double figures for the fourth straight game, his longest double-figure scoring streak of the season.

**Game #18** #16/17 Connecticut 67, Notre Dame 53  
 Notre Dame, Ind. (Purcell Pavilion)  
 January 14, 2012 • BIG EAST

| Connecticut      | FG-A                          | 3FG-A       | FT-A         | REB                           | PF        | TP        | A         | TO                 | BK       | ST       | MIN        |
|------------------|-------------------------------|-------------|--------------|-------------------------------|-----------|-----------|-----------|--------------------|----------|----------|------------|
| DeAndre Daniels  | 1-2                           | 0-1         | 0-0          | 1-0-1                         | 1         | 2         | 0         | 1                  | 0        | 0        | 12         |
| Alex Oriakhi     | 5-8                           | 0-0         | 2-2          | 1-6-7                         | 3         | 12        | 0         | 2                  | 2        | 1        | 24         |
| Andre Drummond   | 5-12                          | 0-0         | 0-0          | 4-9-13                        | 1         | 10        | 1         | 1                  | 2        | 1        | 36         |
| Jeremy Lamb      | 3-11                          | 0-4         | 0-0          | 1-2-3                         | 3         | 6         | 7         | 1                  | 0        | 1        | 40         |
| Shabazz Napier   | 5-11                          | 1-5         | 5-8          | 0-3-3                         | 1         | 16        | 5         | 1                  | 1        | 1        | 40         |
| Niels Giffey     | 3-5                           | 1-2         | 0-0          | 1-4-5                         | 1         | 7         | 0         | 1                  | 0        | 1        | 27         |
| Tyler Olander    | 1-2                           | 0-0         | 2-2          | 3-1-4                         | 2         | 4         | 0         | 2                  | 0        | 0        | 6          |
| Roscoe Smith     | 2-3                           | 0-0         | 6-6          | 3-3-6                         | 0         | 10        | 0         | 1                  | 0        | 0        | 15         |
| Team             |                               |             |              | 0-1-1                         |           |           |           |                    |          |          |            |
| <b>Totals</b>    | <b>25-54</b>                  | <b>2-12</b> | <b>15-18</b> | <b>14-29-43</b>               | <b>12</b> | <b>67</b> | <b>13</b> | <b>10</b>          | <b>5</b> | <b>5</b> | <b>200</b> |
| <b>Total FG%</b> | <b>1st Half: 11-29, 37.9%</b> |             |              | <b>2nd Half: 14-25, 56.0%</b> |           |           |           | <b>Game: 46.3%</b> |          |          |            |
| <b>3-PT FG%</b>  | <b>1st Half: 0-6, 0.0%</b>    |             |              | <b>2nd Half: 2-6, 33.3%</b>   |           |           |           | <b>Game: 16.7%</b> |          |          |            |
| <b>FT %</b>      | <b>1st Half: 2-2, 100.0%</b>  |             |              | <b>2nd Half: 13-16, 81.3%</b> |           |           |           | <b>Game: 83.3%</b> |          |          |            |

| Notre Dame       | FG-A                         | 3FG-A       | FT-A       | REB                           | PF        | TP        | A        | TO                 | BK       | ST       | MIN        |
|------------------|------------------------------|-------------|------------|-------------------------------|-----------|-----------|----------|--------------------|----------|----------|------------|
| Jack Cooley      | 2-7                          | 0-0         | 3-3        | 4-2-6                         | 2         | 7         | 1        | 2                  | 1        | 0        | 25         |
| Eric Atkins      | 8-15                         | 4-7         | 0-1        | 1-2-3                         | 2         | 20        | 2        | 2                  | 0        | 0        | 40         |
| Alex Dragicevich | 1-5                          | 0-2         | 0-0        | 0-0-0                         | 0         | 2         | 0        | 1                  | 0        | 0        | 17         |
| Scott Martin     | 5-14                         | 0-5         | 2-2        | 3-6-9                         | 4         | 12        | 1        | 2                  | 0        | 0        | 40         |
| Jerian Grant     | 2-9                          | 2-8         | 0-2        | 0-1-1                         | 4         | 6         | 5        | 0                  | 0        | 1        | 35         |
| Patrick Crowley  | 0-0                          | 0-0         | 0-0        | 0-0-0                         | 0         | 0         | 0        | 0                  | 0        | 0        | 0+         |
| Pat Connaughton  | 1-7                          | 0-3         | 0-0        | 2-2-4                         | 3         | 2         | 0        | 0                  | 0        | 2        | 20         |
| Tom Knight       | 1-4                          | 0-0         | 0-0        | 3-1-4                         | 1         | 2         | 0        | 0                  | 0        | 0        | 9          |
| Joey Brooks      | 1-4                          | 0-1         | 0-0        | 2-1-3                         | 0         | 2         | 0        | 1                  | 0        | 0        | 13         |
| Mike Broghammer  | 0-0                          | 0-0         | 0-0        | 0-0-0                         | 0         | 0         | 0        | 0                  | 0        | 0        | 1          |
| Team             |                              |             |            | 2-1-3                         |           |           |          |                    |          |          |            |
| <b>Totals</b>    | <b>21-65</b>                 | <b>6-26</b> | <b>5-8</b> | <b>17-16-33</b>               | <b>16</b> | <b>53</b> | <b>9</b> | <b>8</b>           | <b>1</b> | <b>3</b> | <b>200</b> |
| <b>Total FG%</b> | <b>1st Half: 9-29, 31.0%</b> |             |            | <b>2nd Half: 12-36, 33.3%</b> |           |           |          | <b>Game: 32.3%</b> |          |          |            |
| <b>3-PT FG%</b>  | <b>1st Half: 5-11, 45.5%</b> |             |            | <b>2nd Half: 1-15, 6.7%</b>   |           |           |          | <b>Game: 23.1%</b> |          |          |            |
| <b>FT %</b>      | <b>1st Half: 2-3, 66.7%</b>  |             |            | <b>2nd Half: 3-5, 60.0%</b>   |           |           |          | <b>Game: 62.5%</b> |          |          |            |

**Deadball Rebounds:** 1

**SCORE BY PERIODS**

|             |    |    |    |
|-------------|----|----|----|
|             | 1  | 2  | F  |
| Connecticut | 24 | 43 | 67 |
| Notre Dame  | 25 | 28 | 53 |

**OFFICIALS:** John Cahill, Jeff Anderson, Evan Burroughs  
**TECHNICALS:** Connecticut - None. Notre Dame - None.  
**ATTENDANCE:** 9,149

**Notes:** Notre Dame had its 29-game home win streak snapped, the second longest at Purcell Pavilion ... The Irish hadn't lost since a 69-68 setback to St. John's on Feb. 14, 2010 ... Heading into the game, Notre Dame also had won three straight against the Huskies ... Irish teams are now 10-26 all-time when playing a defending national champion ... The 53 points scored by the Irish were the fewest in a home game during Mike Brey's tenure ... Notre Dame's eight turnovers marked the eighth time this season the Irish had fewer than 10 turnovers in a game ... This was Notre Dame's first loss when leading at halftime (the Irish are 8-1 in games when leading at halftime) ... The Irish fell to 2-4 versus ranked opponents this season ... Eric Atkins' 20 points were the most ever in a BIG EAST game and marked his third 20-plus game of the season ... Scott Martin netted double figures for the third straight game.

2011-12 Notre Dame Men's Basketball  
 Notre Dame Combined Team Statistics (as of Jan 16, 2012)  
 All games

| RECORD:        | OVERALL | HOME | AWAY | NEUTRAL |
|----------------|---------|------|------|---------|
| ALL GAMES      | 11-8    | 10-1 | 1-3  | 0-4     |
| CONFERENCE     | 3-3     | 2-1  | 1-2  | 0-0     |
| NON-CONFERENCE | 8-5     | 8-0  | 0-1  | 0-4     |

| ##             | Player            | gp-gs | min  | avg  | Total    |      | 3-Point |      | F-Throw |      | Rebounds |     |     |      | pf  | dq | a   | to  | blk | stl | pts  | avg  |
|----------------|-------------------|-------|------|------|----------|------|---------|------|---------|------|----------|-----|-----|------|-----|----|-----|-----|-----|-----|------|------|
|                |                   |       |      |      | fg-fga   | fg%  | 3fg-fga | 3fg% | ft-fta  | ft%  | off      | def | tot | avg  |     |    |     |     |     |     |      |      |
| 21             | ABROMAITIS, Tim   | 2-2   | 76   | 38.0 | 10-30    | .333 | 0-11    | .000 | 8-9     | .889 | 2        | 12  | 14  | 7.0  | 7   | 1  | 5   | 6   | 0   | 1   | 28   | 14.0 |
| 00             | ATKINS, Eric      | 17-17 | 644  | 37.9 | 70-174   | .402 | 27-61   | .443 | 59-78   | .756 | 14       | 38  | 52  | 3.1  | 28  | 0  | 61  | 39  | 0   | 21  | 226  | 13.3 |
| 22             | GRANT, Jerian     | 19-18 | 653  | 34.4 | 75-171   | .439 | 31-83   | .373 | 62-81   | .765 | 10       | 50  | 60  | 3.2  | 33  | 0  | 89  | 28  | 3   | 26  | 243  | 12.8 |
| 45             | COOLEY, Jack      | 18-16 | 455  | 25.3 | 69-118   | .585 | 0-0     | .000 | 49-69   | .710 | 66       | 83  | 149 | 8.3  | 40  | 1  | 17  | 26  | 25  | 13  | 187  | 10.4 |
| 14             | MARTIN, Scott     | 18-18 | 586  | 32.6 | 60-167   | .359 | 14-72   | .194 | 28-41   | .683 | 18       | 93  | 111 | 6.2  | 45  | 1  | 25  | 30  | 8   | 18  | 162  | 9.0  |
| 12             | DRAGICEVICH, Alex | 19-10 | 424  | 22.3 | 51-124   | .411 | 23-74   | .311 | 24-34   | .706 | 6        | 32  | 38  | 2.0  | 24  | 0  | 26  | 18  | 8   | 2   | 149  | 7.8  |
| 24             | CONNAUGHTON, Pat  | 19-3  | 411  | 21.6 | 42-103   | .408 | 17-54   | .315 | 19-25   | .760 | 18       | 53  | 71  | 3.7  | 25  | 0  | 12  | 11  | 3   | 7   | 120  | 6.3  |
| 32             | BROOKS, Joey      | 18-8  | 298  | 16.6 | 29-70    | .414 | 7-15    | .467 | 26-41   | .634 | 15       | 35  | 50  | 2.8  | 30  | 1  | 20  | 14  | 3   | 4   | 91   | 5.1  |
| 25             | KNIGHT, Tom       | 16-3  | 175  | 10.9 | 25-51    | .490 | 0-0     | .000 | 11-18   | .611 | 10       | 14  | 24  | 1.5  | 19  | 0  | 9   | 6   | 10  | 5   | 61   | 3.8  |
| 33             | BROGHAMMER, Mike  | 18-0  | 116  | 6.4  | 18-28    | .643 | 0-0     | .000 | 2-13    | .154 | 13       | 18  | 31  | 1.7  | 21  | 1  | 7   | 7   | 9   | 4   | 38   | 2.1  |
| 04             | CROWLEY, Patrick  | 9-0   | 12   | 1.3  | 2-8      | .250 | 1-3     | .333 | 0-0     | .000 | 1        | 1   | 2   | 0.2  | 0   | 0  | 1   | 1   | 0   | 1   | 5    | 0.6  |
| Team           |                   |       |      |      |          |      |         |      |         |      | 27       | 22  | 49  |      |     |    | 3   |     |     |     |      |      |
| Total.....     |                   | 19    | 3850 |      | 451-1044 | .432 | 120-373 | .322 | 288-409 | .704 | 200      | 451 | 651 | 34.3 | 272 | 5  | 272 | 189 | 69  | 102 | 1310 | 68.9 |
| Opponents..... |                   | 19    | 3850 |      | 453-1085 | .418 | 103-312 | .330 | 214-295 | .725 | 213      | 462 | 675 | 35.5 | 360 | -  | 236 | 218 | 53  | 105 | 1223 | 64.4 |

| TEAM STATISTICS        | ND       | OPP      | Date       | Opponent               | Score     | Att.  |
|------------------------|----------|----------|------------|------------------------|-----------|-------|
| SCORING                | 1310     | 1223     | 11-12-11   | MISS. VALLEY STATE     | w 80-67   | 7087  |
| Points per game        | 68.9     | 64.4     | @ 11-14-11 | DETROIT                | w 59-53   | 6720  |
| Scoring margin         | +4.6     | -        | @ 11-16-11 | SAM HOUSTON STATE      | w 74-41   | 6614  |
| FIELD GOALS-ATT        | 451-1044 | 453-1085 | 11-18-11   | DELAWARE STATE         | w 93-69   | 8826  |
| Field goal pct         | .432     | .418     | @ 11-21-11 | vs Missouri            | L 58-87   | 11436 |
| 3 POINT FG-ATT         | 120-373  | 103-312  | @ 11-22-11 | vs Georgia             | L 57-61   | 10747 |
| 3-point FG pct         | .322     | .330     | 11-27-11   | BRYANT                 | w 84-59   | 7138  |
| 3-pt FG made per game  | 6.3      | 5.4      | 11-30-11   | at GONZAGA BULLDOGS    | L 53-73   | 6000  |
| FREE THROWS-ATT        | 288-409  | 214-295  | \$ 12-4-11 | vs Maryland            | L 71-78   | 10714 |
| Free throw pct         | .704     | .725     | 12-08-11   | MAINE                  | w 87-78   | 7024  |
| F-Throws made per game | 15.2     | 11.3     | 12-10-11   | DARTMOUTH              | w 65-47   | 7651  |
| REBOUNDS               | 651      | 675      | ^ 12-17-11 | vs Indiana             | L 58-69   | 19064 |
| Rebounds per game      | 34.3     | 35.5     | 12-19-11   | SACRED HEART           | w 106-65  | 7042  |
| Rebounding margin      | -1.3     | -        | * 12-27-11 | PITTSBURGH             | w 72-59   | 8231  |
| ASSISTS                | 272      | 236      | * 1-4-12   | at Cincinnati          | L 55-71   | 10142 |
| Assists per game       | 14.3     | 12.4     | * 1-7-12   | at LOUISVILLE          | wo2 67-65 | 22687 |
| TURNOVERS              | 189      | 218      | * 1-10-12  | USF                    | w 60-49   | 8075  |
| Turnovers per game     | 9.9      | 11.5     | * 1-14-12  | CONNECTICUT            | L 53-67   | 9149  |
| Turnover margin        | +1.5     | -        | * 1-16-12  | at RUTGERS             | L 58-65   | 6334  |
| Assist/turnover ratio  | 1.4      | 1.1      |            |                        |           |       |
| STEALS                 | 102      | 105      |            | @ = CBE Classic        |           |       |
| Steals per game        | 5.4      | 5.5      |            | \$ = BB&T Classic      |           |       |
| BLOCKS                 | 69       | 53       |            | ^ = Crossroads Classic |           |       |
| Blocks per game        | 3.6      | 2.8      |            | * = Conference game    |           |       |
| ATTENDANCE             | 83557    | 97124    |            |                        |           |       |
| Home games-Avg/Game    | 11-7596  | 4-11291  |            |                        |           |       |
| Neutral site-Avg/Game  | -        | 4-12990  |            |                        |           |       |

| Score by Periods | 1st | 2nd | OT | OT2 | Totals |
|------------------|-----|-----|----|-----|--------|
| Notre Dame       | 617 | 676 | 8  | 9   | 1310   |
| Opponents        | 588 | 620 | 8  | 7   | 1223   |

2011-12 Notre Dame Men's Basketball  
 Notre Dame Combined Team Statistics (as of Jan 16, 2012)  
 Conference games

| RECORD:        | OVERALL | HOME | AWAY | NEUTRAL |
|----------------|---------|------|------|---------|
| ALL GAMES      | 3-3     | 2-1  | 1-2  | 0-0     |
| CONFERENCE     | 3-3     | 2-1  | 1-2  | 0-0     |
| NON-CONFERENCE | 0-0     | 0-0  | 0-0  | 0-0     |

| ##             | Player            | gp-gs | min  | avg  | Total   |      | 3-Point |      | F-Throw |      | Rebounds |     |     |      | pf  | dq | a  | to | blk | stl | pts | avg  |
|----------------|-------------------|-------|------|------|---------|------|---------|------|---------|------|----------|-----|-----|------|-----|----|----|----|-----|-----|-----|------|
|                |                   |       |      |      | fg-fga  | fg%  | 3fg-fga | 3fg% | ft-fta  | ft%  | off      | def | tot | avg  |     |    |    |    |     |     |     |      |
| 22             | GRANT, Jerian     | 6-6   | 225  | 37.5 | 25-67   | .373 | 13-39   | .333 | 15-22   | .682 | 4        | 7   | 11  | 1.8  | 13  | 0  | 32 | 11 | 0   | 10  | 78  | 13.0 |
| 00             | ATKINS, Eric      | 6-6   | 249  | 41.5 | 24-65   | .369 | 10-27   | .370 | 15-23   | .652 | 7        | 15  | 22  | 3.7  | 10  | 0  | 17 | 12 | 0   | 7   | 73  | 12.2 |
| 45             | COOLEY, Jack      | 6-6   | 192  | 32.0 | 29-54   | .537 | 0-0     | .000 | 15-24   | .625 | 29       | 28  | 57  | 9.5  | 12  | 0  | 6  | 8  | 9   | 4   | 73  | 12.2 |
| 14             | MARTIN, Scott     | 6-6   | 227  | 37.8 | 23-64   | .359 | 2-25    | .080 | 5-6     | .833 | 10       | 44  | 54  | 9.0  | 14  | 0  | 11 | 10 | 3   | 7   | 53  | 8.8  |
| 12             | DRAGICEVICH, Alex | 6-5   | 131  | 21.8 | 16-43   | .372 | 5-21    | .238 | 4-6     | .667 | 1        | 6   | 7   | 1.2  | 10  | 0  | 6  | 6  | 1   | 1   | 41  | 6.8  |
| 24             | CONNAUGHTON, Pat  | 6-0   | 93   | 15.5 | 9-26    | .346 | 3-16    | .188 | 0-0     | .000 | 5        | 9   | 14  | 2.3  | 11  | 0  | 2  | 3  | 2   | 2   | 21  | 3.5  |
| 25             | KNIGHT, Tom       | 5-0   | 47   | 9.4  | 6-13    | .462 | 0-0     | .000 | 0-1     | .000 | 5        | 4   | 9   | 1.8  | 4   | 0  | 0  | 2  | 3   | 0   | 12  | 2.4  |
| 32             | BROOKS, Joey      | 6-1   | 74   | 12.3 | 3-11    | .273 | 2-5     | .400 | 4-6     | .667 | 6        | 8   | 14  | 2.3  | 8   | 1  | 3  | 4  | 0   | 1   | 12  | 2.0  |
| 33             | BROGHAMMER, Mike  | 5-0   | 12   | 2.4  | 1-3     | .333 | 0-0     | .000 | 0-2     | .000 | 0        | 1   | 1   | 0.2  | 4   | 0  | 0  | 1  | 2   | 0   | 2   | 0.4  |
| 04             | CROWLEY, Patrick  | 3-0   | 0    | 0.0  | 0-0     | .000 | 0-0     | .000 | 0-0     | .000 | 0        | 0   | 0   | 0.0  | 0   | 0  | 0  | 0  | 0   | 0   | 0   | 0.0  |
| Team           |                   |       |      |      |         |      |         |      |         |      | 9        | 4   | 13  |      |     |    | 2  |    |     |     |     |      |
| Total.....     |                   | 6     | 1250 |      | 136-346 | .393 | 35-133  | .263 | 58-90   | .644 | 76       | 126 | 202 | 33.7 | 86  | 1  | 77 | 59 | 20  | 32  | 365 | 60.8 |
| Opponents..... |                   | 6     | 1250 |      | 141-333 | .423 | 23-94   | .245 | 71-98   | .724 | 77       | 154 | 231 | 38.5 | 103 | -  | 67 | 69 | 20  | 40  | 376 | 62.7 |

| TEAM STATISTICS        | ND      | OPP     | Date       | Opponent      | Score     | Att.  |
|------------------------|---------|---------|------------|---------------|-----------|-------|
| SCORING                | 365     | 376     | * 12-27-11 | PITTSBURGH    | W 72-59   | 8231  |
| Points per game        | 60.8    | 62.7    | * 1-4-12   | at Cincinnati | L 55-71   | 10142 |
| Scoring margin         | -1.8    | -       | * 1-7-12   | at LOUISVILLE | Wo2 67-65 | 22687 |
| FIELD GOALS-ATT        | 136-346 | 141-333 | * 1-10-12  | USF           | W 60-49   | 8075  |
| Field goal pct         | .393    | .423    | * 1-14-12  | CONNECTICUT   | L 53-67   | 9149  |
| 3 POINT FG-ATT         | 35-133  | 23-94   | * 1-16-12  | at RUTGERS    | L 58-65   | 6334  |
| 3-point FG pct         | .263    | .245    |            |               |           |       |
| 3-pt FG made per game  | 5.8     | 3.8     |            |               |           |       |
| FREE THROWS-ATT        | 58-90   | 71-98   |            |               |           |       |
| Free throw pct         | .644    | .724    |            |               |           |       |
| F-Throws made per game | 9.7     | 11.8    |            |               |           |       |
| REBOUNDS               | 202     | 231     |            |               |           |       |
| Rebounds per game      | 33.7    | 38.5    |            |               |           |       |
| Rebounding margin      | -4.8    | -       |            |               |           |       |
| ASSISTS                | 77      | 67      |            |               |           |       |
| Assists per game       | 12.8    | 11.2    |            |               |           |       |
| TURNOVERS              | 59      | 69      |            |               |           |       |
| Turnovers per game     | 9.8     | 11.5    |            |               |           |       |
| Turnover margin        | +1.7    | -       |            |               |           |       |
| Assist/turnover ratio  | 1.3     | 1.0     |            |               |           |       |
| STEALS                 | 32      | 40      |            |               |           |       |
| Steals per game        | 5.3     | 6.7     |            |               |           |       |
| BLOCKS                 | 20      | 20      |            |               |           |       |
| Blocks per game        | 3.3     | 3.3     |            |               |           |       |
| ATTENDANCE             | 25455   | 39163   |            |               |           |       |
| Home games-Avg/Game    | 3-8485  | 3-13054 |            |               |           |       |
| Neutral site-Avg/Game  | -       | 0-0     |            |               |           |       |

@ = CBE Classic  
 \$ = BB&T Classic  
 ^ = Crossroads Classic  
 \* = Conference game

| Score by Periods | 1st | 2nd | OT | OT2 | Totals |
|------------------|-----|-----|----|-----|--------|
| Notre Dame       | 156 | 192 | 8  | 9   | 365    |
| Opponents        | 172 | 189 | 8  | 7   | 376    |

2011-12 Notre Dame Men's Basketball  
 Notre Dame Season Schedule/Results & Leaders (as of Jan 16, 2012)  
 All games

| RECORD:        | OVERALL | HOME | AWAY | NEUTRAL |
|----------------|---------|------|------|---------|
| ALL GAMES      | 11-8    | 10-1 | 1-3  | 0-4     |
| CONFERENCE     | 3-3     | 2-1  | 1-2  | 0-0     |
| NON-CONFERENCE | 8-5     | 8-0  | 0-1  | 0-4     |

| Date     | Opponent            | Score    | Att.  | High Points                          | High Rebounds                          |
|----------|---------------------|----------|-------|--------------------------------------|--|
| 11-12-11 | MISS. VALLEY STATE  | w 80-67  | 7087  | (27)ATKINS, Eric                     | (10)COOLEY, Jack                       |
| 11-14-11 | @DETROIT            | w 59-53  | 6720  | (13)BROOKS, Joey<br>(13)ATKINS, Eric | (9)CONNAUGHTON, Pat<br>(9)BROOKS, Joey |
| 11-16-11 | @SAM HOUSTON STATE  | w 74-41  | 6614  | (24)CONNAUGHTON, Pat                 | (6)GRANT, Jerian<br>(6)COOLEY, Jack    |
| 11-18-11 | DELAWARE STATE      | w 93-69  | 8826  | (23)MARTIN, Scott                    | (17)COOLEY, Jack                       |
| 11-21-11 | @vs Missouri        | 58-87 L  | 11436 | (22)ABROMAITIS, Tim                  | (8)ABROMAITIS, Tim                     |
| 11-22-11 | @vs Georgia         | 57-61 L  | 10747 | (20)GRANT, Jerian                    | (6)COOLEY, Jack<br>(6)ABROMAITIS, Tim  |
| 11-27-11 | BRYANT              | w 84-59  | 7138  | (18)ATKINS, Eric                     | (11)GRANT, Jerian                      |
| 11-30-11 | at GONZAGA BULLDOGS | 53-73 L  | 6000  | (16)GRANT, Jerian                    | (6)COOLEY, Jack                        |
| 12-4-11  | \$vs Maryland       | 71-78 L  | 10714 | (20)GRANT, Jerian                    | (7)BROGHAMMER, Mike                    |
| 12-08-11 | MAINE               | w 87-78  | 7024  | (26)ATKINS, Eric                     | (14)COOLEY, Jack                       |
| 12-10-11 | DARTMOUTH           | w 65-47  | 7651  | (22)COOLEY, Jack                     | (9)COOLEY, Jack                        |
| 12-17-11 | ^vs Indiana         | 58-69 L  | 19064 | (15)ATKINS, Eric                     | (7)MARTIN, Scott                       |
| 12-19-11 | SACRED HEART        | w 106-65 | 7042  | (19)COOLEY, Jack                     | (8)COOLEY, Jack                        |
| 12-27-11 | *PITTSBURGH         | w 72-59  | 8231  | (22)DRAGICEVICH, Alex                | (14)COOLEY, Jack                       |
| 1-4-12   | *at Cincinnati      | 55-71 L  | 10142 | (17)GRANT, Jerian                    | (11)COOLEY, Jack                       |
| 1-7-12   | *at LOUISVILLE      | w 67-65  | 22687 | (18)COOLEY, Jack                     | (12)MARTIN, Scott                      |
| 1-10-12  | *USF                | w 60-49  | 8075  | (16)COOLEY, Jack                     | (13)MARTIN, Scott                      |
| 1-14-12  | *CONNECTICUT        | 53-67 L  | 9149  | (20)ATKINS, Eric                     | (9)MARTIN, Scott                       |
| 1-16-12  | *at RUTGERS         | 58-65 L  | 6334  | (15)ATKINS, Eric                     | (9)COOLEY, Jack                        |

@ = CBE Classic  
 \$ = BB&T Classic  
 ^ = Crossroads Classic  
 \* = Conference game

| Attendance Summary | Games | Attend | Avg/Game |
|--------------------|-------|--------|----------|
| Home               | 11    | 83557  | 7596     |
| Away               | 4     | 45163  | 11291    |
| Neutral            | 4     | 51961  | 12990    |
| Total              | 19    | 180681 | 9510     |

2011-12 Notre Dame Men's Basketball  
 Notre Dame Extended Season Box Score (as of Jan 16, 2012)  
 All games

| RECORD:        | OVERALL | HOME | AWAY | NEUTRAL |
|----------------|---------|------|------|---------|
| ALL GAMES      | 11-8    | 10-1 | 1-3  | 0-4     |
| CONFERENCE     | 3-3     | 2-1  | 1-2  | 0-0     |
| NON-CONFERENCE | 8-5     | 8-0  | 0-1  | 0-4     |

| ##             | Player            | gp-gs | min  | avg  | Total    |      | 3-Point |      | F-Throw |      | Rebounds |     |     |      | pf  | dq | a   | a/g   | to  | to/g  | a/to | blk | blk/g | stl | stl/g | pts  | avg  |
|----------------|-------------------|-------|------|------|----------|------|---------|------|---------|------|----------|-----|-----|------|-----|----|-----|-------|-----|-------|------|-----|-------|-----|-------|------|------|
|                |                   |       |      |      | fg-fga   | fg%  | 3fg-fga | 3fg% | ft-fa   | ft%  | off      | def | tot | avg  |     |    |     |       |     |       |      |     |       |     |       |      |      |
| 21             | ABROMAITIS, Tim   | 2-2   | 76   | 38.0 | 10-30    | .333 | 0-11    | .000 | 8-9     | .889 | 2        | 12  | 14  | 7.0  | 7   | 1  | 5   | 2.50  | 6   | 3.00  | 0.83 | 0   | 0.00  | 1   | 0.50  | 28   | 14.0 |
| 00             | ATKINS, Eric      | 17-17 | 644  | 37.9 | 70-174   | .402 | 27-61   | .443 | 59-78   | .756 | 14       | 38  | 52  | 3.1  | 28  | 0  | 61  | 3.59  | 39  | 2.29  | 1.56 | 0   | 0.00  | 21  | 1.24  | 226  | 13.3 |
| 22             | GRANT, Jerian     | 19-18 | 653  | 34.4 | 75-171   | .439 | 31-83   | .373 | 62-81   | .765 | 10       | 50  | 60  | 3.2  | 33  | 0  | 89  | 4.68  | 28  | 1.47  | 3.18 | 3   | 0.16  | 26  | 1.37  | 243  | 12.8 |
| 45             | COOLEY, Jack      | 18-16 | 455  | 25.3 | 69-118   | .585 | 0-0     | .000 | 49-69   | .710 | 66       | 83  | 149 | 8.3  | 40  | 1  | 17  | 0.94  | 26  | 1.44  | 0.65 | 25  | 1.39  | 13  | 0.72  | 187  | 10.4 |
| 14             | MARTIN, Scott     | 18-18 | 586  | 32.6 | 60-167   | .359 | 14-72   | .194 | 28-41   | .683 | 18       | 93  | 111 | 6.2  | 45  | 1  | 25  | 1.39  | 30  | 1.67  | 0.83 | 8   | 0.44  | 18  | 1.00  | 162  | 9.0  |
| 12             | DRAGICEVICH, Alex | 19-10 | 424  | 22.3 | 51-124   | .411 | 23-74   | .311 | 24-34   | .706 | 6        | 32  | 38  | 2.0  | 24  | 0  | 26  | 1.37  | 18  | 0.95  | 1.44 | 8   | 0.42  | 2   | 0.11  | 149  | 7.8  |
| 24             | CONNAUGHTON, Pat  | 19-3  | 411  | 21.6 | 42-103   | .408 | 17-54   | .315 | 19-25   | .760 | 18       | 53  | 71  | 3.7  | 25  | 0  | 12  | 0.63  | 11  | 0.58  | 1.09 | 3   | 0.16  | 7   | 0.37  | 120  | 6.3  |
| 32             | BROOKS, Joey      | 18-8  | 298  | 16.6 | 29-70    | .414 | 7-15    | .467 | 26-41   | .634 | 15       | 35  | 50  | 2.8  | 30  | 1  | 20  | 1.11  | 14  | 0.78  | 1.43 | 3   | 0.17  | 4   | 0.22  | 91   | 5.1  |
| 25             | KNIGHT, Tom       | 16-3  | 175  | 10.9 | 25-51    | .490 | 0-0     | .000 | 11-18   | .611 | 10       | 14  | 24  | 1.5  | 19  | 0  | 9   | 0.56  | 6   | 0.38  | 1.50 | 10  | 0.63  | 5   | 0.31  | 61   | 3.8  |
| 33             | BROGHAMMER, Mike  | 18-0  | 116  | 6.4  | 18-28    | .643 | 0-0     | .000 | 2-13    | .154 | 13       | 18  | 31  | 1.7  | 21  | 1  | 7   | 0.39  | 7   | 0.39  | 1.00 | 9   | 0.50  | 4   | 0.22  | 38   | 2.1  |
| 04             | CROWLEY, Patrick  | 9-0   | 12   | 1.3  | 2-8      | .250 | 1-3     | .333 | 0-0     | .000 | 1        | 1   | 2   | 0.2  | 0   | 0  | 1   | 0.11  | 1   | 0.11  | 1.00 | 0   | 0.00  | 1   | 0.11  | 5    | 0.6  |
| Total.....     |                   | 19    | 3850 |      | 451-1044 | .432 | 120-373 | .322 | 288-409 | .704 | 200      | 451 | 651 | 34.3 | 272 | 5  | 272 | 14.32 | 189 | 9.95  | 1.44 | 69  | 3.63  | 102 | 5.37  | 1310 | 68.9 |
| Opponents..... |                   | 19    | 3850 |      | 453-1085 | .418 | 103-312 | .330 | 214-295 | .725 | 213      | 462 | 675 | 35.5 | 360 | -  | 236 | 12.42 | 218 | 11.47 | 1.08 | 53  | 2.79  | 105 | 5.53  | 1223 | 64.4 |

| Score by Periods | 1st | 2nd | OT | OT2 | Totals |
|------------------|-----|-----|----|-----|--------|
| Notre Dame       | 617 | 676 | 8  | 9   | 1310   |
| Opponents        | 588 | 620 | 8  | 7   | 1223   |

2011-12 Notre Dame Men's Basketball  
 Notre Dame Overall Team Statistics (as of Jan 16, 2012)  
 All games

| TEAM STATISTICS        | ND       | OPP      |
|------------------------|----------|----------|
| SCORING                | 1310     | 1223     |
| Points per game        | 68.9     | 64.4     |
| Scoring margin         | +4.6     | -        |
| FIELD GOALS-ATT        | 451-1044 | 453-1085 |
| Field goal pct         | .432     | .418     |
| 3 POINT FG-ATT         | 120-373  | 103-312  |
| 3-point FG pct         | .322     | .330     |
| 3-pt FG made per game  | 6.3      | 5.4      |
| FREE THROWS-ATT        | 288-409  | 214-295  |
| Free throw pct         | .704     | .725     |
| F-Throws made per game | 15.2     | 11.3     |
| REBOUNDS               | 651      | 675      |
| Rebounds per game      | 34.3     | 35.5     |
| Rebounding margin      | -1.3     | -        |
| ASSISTS                | 272      | 236      |
| Assists per game       | 14.3     | 12.4     |
| TURNOVERS              | 189      | 218      |
| Turnovers per game     | 9.9      | 11.5     |
| Turnover margin        | +1.5     | -        |
| Assist/turnover ratio  | 1.4      | 1.1      |
| STEALS                 | 102      | 105      |
| Steals per game        | 5.4      | 5.5      |
| BLOCKS                 | 69       | 53       |
| Blocks per game        | 3.6      | 2.8      |
| WINNING STREAK         | 0        | -        |
| Home win streak        | 0        | -        |
| ATTENDANCE             | 83557    | 97124    |
| Home games-Avg/Game    | 11-7596  | 4-11291  |
| Neutral site-Avg/Game  | -        | 4-12990  |

| Score by Periods | 1st | 2nd | OT | OT2 | Totals |
|------------------|-----|-----|----|-----|--------|
| Notre Dame       | 617 | 676 | 8  | 9   | 1310   |
| Opponents        | 588 | 620 | 8  | 7   | 1223   |

2011-12 Notre Dame Men's Basketball  
 Notre Dame Team Game-by-Game Comparison (as of Jan 16, 2012)  
 All games

| Opponent           | 1st   | 2nd   | Score  | Mar  | Total FG    | FG Pct    | 3-Pointers | 3FG Pct   | Free Throws | FT Pct    | Rebounds   | Assist | T/Over | Block | Steal | Fouls |
|--------------------|-------|-------|--------|------|-------------|-----------|------------|-----------|-------------|-----------|------------|--------|--------|-------|-------|-------|
| MISS. VALLEY STATE | 38/30 | 42/37 | 80-67  | +13  | 24-54/28-63 | .444/.444 | 8-19/8-23  | .421/.348 | 24-29/3-8   | .828/.375 | 39/30 +9   | 19/16  | 11/12  | 2/0   | 5/5   | 12/23 |
| DETROIT            | 28/31 | 31/22 | 59-53  | +6   | 19-47/21-68 | .404/.309 | 4-15/6-21  | .267/.286 | 17-31/5-8   | .548/.625 | 42/44 (2)  | 12/13  | 13/12  | 3/7   | 4/5   | 12/26 |
| SAM HOUSTON STATE  | 38/16 | 36/25 | 74-41  | +33  | 27-51/18-53 | .529/.340 | 10-19/3-15 | .526/.200 | 10-20/2-5   | .500/.400 | 32/34 (2)  | 21/11  | 9/18   | 3/1   | 10/3  | 10/17 |
| DELAWARE STATE     | 43/30 | 50/39 | 93-69  | +24  | 30-61/22-54 | .492/.407 | 11-23/8-17 | .478/.471 | 22-28/17-26 | .786/.654 | 46/24 +22  | 20/12  | 9/8    | 1/7   | 1/6   | 17/22 |
| Missouri           | 37/52 | 21/35 | 58-87  | (29) | 20-54/32-55 | .370/.582 | 4-16/5-11  | .250/.455 | 14-19/18-21 | .737/.857 | 24/38 (14) | 8/12   | 13/8   | 1/5   | 5/10  | 16/17 |
| Georgia            | 29/31 | 28/30 | 57-61  | (4)  | 16-46/22-53 | .348/.415 | 4-20/12-26 | .200/.462 | 21-28/5-11  | .750/.455 | 23/37 (14) | 7/14   | 8/14   | 3/3   | 7/5   | 16/22 |
| BRYANT             | 47/28 | 37/31 | 84-59  | +25  | 31-64/23-65 | .484/.354 | 11-25/6-26 | .440/.231 | 11-15/7-11  | .733/.636 | 46/33 +13  | 24/12  | 10/9   | 3/1   | 4/4   | 11/14 |
| GONZAGA BULLDOGS   | 22/35 | 31/38 | 53-73  | (20) | 20-52/28-61 | .385/.459 | 2-14/6-15  | .143/.400 | 11-18/11-15 | .611/.733 | 32/40 (8)  | 6/16   | 17/13  | 3/3   | 8/10  | 16/17 |
| Maryland           | 30/35 | 41/43 | 71-78  | (7)  | 24-55/23-54 | .436/.426 | 7-21/7-10  | .333/.700 | 16-22/25-35 | .727/.714 | 30/40 (10) | 10/9   | 7/8    | 4/2   | 3/1   | 22/16 |
| MAINE              | 44/41 | 43/37 | 87-78  | +9   | 29-56/34-63 | .518/.540 | 8-20/6-16  | .400/.375 | 21-28/4-5   | .750/.800 | 34/26 +8   | 18/19  | 10/9   | 5/0   | 3/7   | 8/20  |
| DARTMOUTH          | 37/24 | 28/23 | 65-47  | +18  | 24-59/15-50 | .407/.300 | 3-20/4-14  | .150/.286 | 14-15/13-15 | .933/.867 | 36/34 +2   | 16/10  | 7/15   | 11/1  | 8/4   | 15/15 |
| Indiana            | 20/26 | 38/43 | 58-69  | (11) | 16-42/24-57 | .381/.421 | 4-11/3-7   | .364/.429 | 22-32/18-22 | .688/.818 | 28/40 (12) | 9/9    | 12/11  | 5/2   | 6/4   | 20/25 |
| SACRED HEART       | 48/37 | 58/28 | 106-65 | +41  | 35-57/22-56 | .614/.393 | 9-17/6-17  | .529/.353 | 27-34/15-15 | .794/1000 | 37/24 +13  | 25/16  | 4/12   | 5/1   | 6/1   | 11/23 |
| PITTSBURGH         | 25/26 | 47/33 | 72-59  | +13  | 27-53/24-60 | .509/.400 | 7-19/1-14  | .368/.071 | 11-18/10-14 | .611/.714 | 30/39 (9)  | 18/14  | 6/9    | 4/1   | 5/4   | 14/20 |
| Cincinnati         | 21/31 | 34/40 | 55-71  | (16) | 21-63/25-57 | .333/.439 | 5-28/8-27  | .179/.296 | 8-11/13-18  | .727/.722 | 38/38 -    | 11/13  | 13/9   | 4/4   | 4/11  | 14/15 |
| LOUISVILLE         | 24/28 | 26/22 | 67-65  | +2   | 20-63/22-52 | .317/.423 | 5-26/4-13  | .192/.308 | 22-29/17-27 | .759/.630 | 40/42 (2)  | 10/9   | 11/18  | 3/5   | 7/8   | 20/25 |
| USF                | 30/24 | 30/25 | 60-49  | +11  | 24-50/21-55 | .480/.382 | 5-14/1-13  | .357/.077 | 7-11/6-7    | .636/.857 | 29/35 (6)  | 16/4   | 10/13  | 4/1   | 8/7   | 8/12  |
| CONNECTICUT        | 25/24 | 28/43 | 53-67  | (14) | 21-65/25-54 | .323/.463 | 6-26/2-12  | .231/.167 | 5-8/15-18   | .625/.833 | 33/43 (10) | 9/13   | 8/10   | 1/5   | 3/5   | 16/12 |
| RUTGERS            | 31/39 | 27/26 | 58-65  | (7)  | 23-52/24-55 | .442/.436 | 7-20/7-15  | .350/.467 | 5-13/10-14  | .385/.714 | 32/34 (2)  | 13/14  | 11/10  | 4/4   | 5/5   | 14/19 |

Note: Game totals are displayed in the format TEAM/OPPONENT for each category

2011-12 Notre Dame Men's Basketball  
 Notre Dame Points-Rebounds-Assists (as of Jan 16, 2012)  
 All games

| Opponent            | Date     | Score  |   | 00         | 04         | 12         | 14         | 21         | 22         | 24         |
|---------------------|----------|--------|---|------------|------------|------------|------------|------------|------------|------------|
|                     |          |        |   | ATKINS,ERI | CROWLEY,PA | DRAGICEVIC | MARTIN,SCO | ABROMAITIS | GRANT,JERI | CONNAUGHTO |
| MISS. VALLEY STATE  | 11-12-11 | 80-67  | w | 27-4-6     | 0-0-0      | 7-4-2      | 15-5-2     | DNP        | 11-2-5     | 2-4-0      |
| DETROIT             | 11-14-11 | 59-53  | w | 13-2-4     | DNP        | 2-2-1      | 3-6-0      | DNP        | 11-2-3     | 10-9-0     |
| SAM HOUSTON STATE   | 11-16-11 | 74-41  | w | DNP        | 0-1-0      | 7-3-3      | 11-5-1     | DNP        | 17-6-7     | 24-5-1     |
| DELAWARE STATE      | 11-18-11 | 93-69  | w | DNP        | 0-0-0      | 18-3-7     | 23-5-3     | DNP        | 17-4-6     | 9-7-2      |
| vs Missouri         | 11-21-11 | 58-87  | L | 7-1-1      | DNP        | 0-0-0      | 12-5-1     | 22-8-3     | 6-1-2      | 7-5-0      |
| vs Georgia          | 11-22-11 | 57-61  | L | 12-2-1     | DNP        | 0-0-0      | 6-3-0      | 6-6-2      | 20-5-4     | 11-0-0     |
| BRYANT              | 11-27-11 | 84-59  | w | 18-4-9     | 0-0-0      | 13-4-0     | 12-8-0     | DNP        | 12-11-7    | 2-3-3      |
| at GONZAGA BULLDOGS | 11-30-11 | 53-73  | L | 6-3-1      | DNP        | 3-3-0      | 1-4-0      | DNP        | 16-1-3     | 11-3-0     |
| vs Maryland         | 12-4-11  | 71-78  | L | 16-2-2     | DNP        | 8-0-1      | 7-4-3      | DNP        | 20-4-3     | 9-6-0      |
| MAINE               | 12-08-11 | 87-78  | w | 26-2-6     | DNP        | 14-2-3     | 4-0-1      | DNP        | 6-4-2      | 4-5-0      |
| DARTMOUTH           | 12-10-11 | 65-47  | w | 0-4-3      | 0-0-0      | 15-3-2     | DNP        | DNP        | 0-3-4      | 3-4-3      |
| vs Indiana          | 12-17-11 | 58-69  | L | 15-2-2     | DNP        | 9-2-0      | 6-7-2      | DNP        | 14-4-4     | 2-4-1      |
| SACRED HEART        | 12-19-11 | 106-65 | w | 13-4-9     | 5-1-1      | 12-5-1     | 9-5-1      | DNP        | 15-2-7     | 5-2-0      |
| PITTSBURGH          | 12-27-11 | 72-59  | w | 15-5-4     | DNP        | 22-2-0     | 4-6-2      | DNP        | 15-1-9     | 2-0-2      |
| at Cincinnati       | 1-4-12   | 55-71  | L | 8-3-2      | 0-0-0      | 6-2-1      | 0-8-2      | DNP        | 17-2-4     | 5-4-0      |
| at LOUISVILLE       | 1-7-12   | 67-65  | w | 15-8-1     | DNP        | 0-1-1      | 11-12-3    | DNP        | 17-3-3     | 0-0-0      |
| USF                 | 1-10-12  | 60-49  | w | 0-1-3      | 0-0-0      | 7-1-4      | 15-13-2    | DNP        | 14-1-4     | 5-1-0      |
| CONNECTICUT         | 1-14-12  | 53-67  | L | 20-3-2     | 0-0-0      | 2-0-0      | 12-9-1     | DNP        | 6-1-5      | 2-4-0      |
| at RUTGERS          | 1-16-12  | 58-65  | L | 15-2-5     | DNP        | 4-1-0      | 11-6-1     | DNP        | 9-3-7      | 7-5-0      |

| Opponent            | Date     | Score  |   | 25         | 32         | 33        | 45         |
|---------------------|----------|--------|---|------------|------------|-----------|------------|
|                     |          |        |   | KNIGHT,TOM | BROOKS,JOE | BROGHAMME | COOLEY,JAC |
| MISS. VALLEY STATE  | 11-12-11 | 80-67  | w | 0-2-0      | 9-4-3      | 6-2-0     | 3-10-1     |
| DETROIT             | 11-14-11 | 59-53  | w | 0-1-0      | 13-9-2     | 0-0-0     | 7-8-2      |
| SAM HOUSTON STATE   | 11-16-11 | 74-41  | w | 7-1-2      | 0-1-1      | 2-2-2     | 6-6-4      |
| DELAWARE STATE      | 11-18-11 | 93-69  | w | 6-0-0      | DNP        | 9-5-1     | 11-17-1    |
| vs Missouri         | 11-21-11 | 58-87  | L | DNP        | 4-1-1      | 0-1-0     | 0-1-0      |
| vs Georgia          | 11-22-11 | 57-61  | L | DNP        | 0-0-0      | 0-0-0     | 2-6-0      |
| BRYANT              | 11-27-11 | 84-59  | w | 4-0-1      | 13-6-2     | 6-4-1     | 4-2-1      |
| at GONZAGA BULLDOGS | 11-30-11 | 53-73  | L | 4-3-1      | 6-5-1      | 0-0-0     | 6-6-0      |
| vs Maryland         | 12-4-11  | 71-78  | L | 4-0-0      | 7-3-1      | 0-7-0     | DNP        |
| MAINE               | 12-08-11 | 87-78  | w | 7-2-2      | 2-1-1      | 2-1-2     | 22-14-1    |
| DARTMOUTH           | 12-10-11 | 65-47  | w | 8-5-1      | 13-4-2     | 4-2-0     | 22-9-1     |
| vs Indiana          | 12-17-11 | 58-69  | L | 0-0-0      | 0-0-0      | 0-0-0     | 12-5-0     |
| SACRED HEART        | 12-19-11 | 106-65 | w | 9-1-2      | 12-2-3     | 7-6-1     | 19-8-0     |
| PITTSBURGH          | 12-27-11 | 72-59  | w | 6-1-0      | 0-0-0      | 0-0-0     | 8-14-1     |
| at Cincinnati       | 1-4-12   | 55-71  | L | 4-3-0      | 0-4-2      | DNP       | 15-11-0    |
| at LOUISVILLE       | 1-7-12   | 67-65  | w | DNP        | 4-4-1      | 2-0-0     | 18-10-1    |
| USF                 | 1-10-12  | 60-49  | w | 0-1-0      | 3-1-0      | 0-0-0     | 16-7-3     |
| CONNECTICUT         | 1-14-12  | 53-67  | L | 2-4-0      | 2-3-0      | 0-0-0     | 7-6-1      |
| at RUTGERS          | 1-16-12  | 58-65  | L | 0-0-0      | 3-2-0      | 0-1-0     | 9-9-0      |



2011-12 Notre Dame Men's Basketball  
 Notre Dame Team High/Low Analysis (as of Jan 16, 2012)  
 All games

Notre Dame - TEAM GAME HIGHS

|                       |              |                                |
|-----------------------|--------------|--------------------------------|
| POINTS                | 106          | SACRED HEART (12-19-11)        |
|                       | 93           | DELAWARE STATE (11-18-11)      |
|                       | 87           | MAINE (12-08-11)               |
|                       | 84           | BRYANT (11-27-11)              |
|                       | 80           | MISS. VALLEY STATE (11-12-11)  |
| FIELD GOALS MADE      | 35           | SACRED HEART (12-19-11)        |
|                       | 31           | BRYANT (11-27-11)              |
| FIELD GOAL ATTEMPTS   | 65           | CONNECTICUT (1-14-12)          |
|                       | 64           | BRYANT (11-27-11)              |
| FIELD GOAL PERCENTAGE | .614 (35-57) | SACRED HEART (12-19-11)        |
|                       | .529 (27-51) | SAM HOUSTON STATE (11-16-11)   |
| 3 PT FIELD GOALS MADE | 11           | BRYANT (11-27-11)              |
|                       | 11           | DELAWARE STATE (11-18-11)      |
| 3 PT FG ATTEMPTS      | 28           | at Cincinnati (1-4-12)         |
|                       | 26           | CONNECTICUT (1-14-12)          |
|                       | 26           | at LOUISVILLE (1-7-12)         |
| 3 PT FG PERCENTAGE    | .529 (9-17)  | SACRED HEART (12-19-11)        |
|                       | .526 (10-19) | SAM HOUSTON STATE (11-16-11)   |
| FREE THROWS MADE      | 27           | SACRED HEART (12-19-11)        |
|                       | 24           | MISS. VALLEY STATE (11-12-11)  |
| FREE THROW ATTEMPTS   | 34           | SACRED HEART (12-19-11)        |
|                       | 32           | vs Indiana (12-17-11)          |
| FREE THROW PERCENTAGE | .933 (14-15) | DARTMOUTH (12-10-11)           |
|                       | .828 (24-29) | MISS. VALLEY STATE (11-12-11)  |
| REBOUNDS              | 46           | BRYANT (11-27-11)              |
|                       | 46           | DELAWARE STATE (11-18-11)      |
| ASSISTS               | 25           | SACRED HEART (12-19-11)        |
|                       | 24           | BRYANT (11-27-11)              |
| STEALS                | 10           | SAM HOUSTON STATE (11-16-11)   |
|                       | 8            | USF (1-10-12)                  |
|                       | 8            | DARTMOUTH (12-10-11)           |
|                       | 8            | at GONZAGA BULLDOGS (11-30-11) |
| BLOCKED SHOTS         | 11           | DARTMOUTH (12-10-11)           |
|                       | 5            | SACRED HEART (12-19-11)        |
|                       | 5            | vs Indiana (12-17-11)          |
|                       | 5            | MAINE (12-08-11)               |
| TURNOVERS             | 17           | at GONZAGA BULLDOGS (11-30-11) |
|                       | 13           | at Cincinnati (1-4-12)         |
|                       | 13           | vs Missouri (11-21-11)         |
|                       | 13           | DETROIT (11-14-11)             |
| FOULS                 | 22           | vs Maryland (12-4-11)          |
|                       | 20           | at LOUISVILLE (1-7-12)         |
|                       | 20           | vs Indiana (12-17-11)          |

2011-12 Notre Dame Men's Basketball  
 Notre Dame High/Low Analysis (as of Jan 16, 2012)  
 All games

Opponent - GAME HIGHS

|                       |       |         |                                |
|-----------------------|-------|---------|--------------------------------|
| POINTS                | 87    |         | vs Missouri (11-21-11)         |
|                       | 78    |         | MAINE (12-08-11)               |
|                       | 78    |         | vs Maryland (12-4-11)          |
|                       | 73    |         | at GONZAGA BULLDOGS (11-30-11) |
|                       | 71    |         | at Cincinnati (1-4-12)         |
| FIELD GOALS MADE      | 34    |         | MAINE (12-08-11)               |
|                       | 32    |         | vs Missouri (11-21-11)         |
| FIELD GOAL ATTEMPTS   | 68    |         | DETROIT (11-14-11)             |
|                       | 65    |         | BRYANT (11-27-11)              |
| FIELD GOAL PERCENTAGE | .582  | (32-55) | vs Missouri (11-21-11)         |
|                       | .540  | (34-63) | MAINE (12-08-11)               |
| 3 PT FIELD GOALS MADE | 12    |         | vs Georgia (11-22-11)          |
|                       | 8     |         | at Cincinnati (1-4-12)         |
|                       | 8     |         | DELAWARE STATE (11-18-11)      |
|                       | 8     |         | MISS. VALLEY STATE (11-12-11)  |
| 3 PT FG ATTEMPTS      | 27    |         | at Cincinnati (1-4-12)         |
|                       | 26    |         | BRYANT (11-27-11)              |
|                       | 26    |         | vs Georgia (11-22-11)          |
| 3 PT FG PERCENTAGE    | .700  | (7-10)  | vs Maryland (12-4-11)          |
|                       | .471  | (8-17)  | DELAWARE STATE (11-18-11)      |
| FREE THROWS MADE      | 25    |         | vs Maryland (12-4-11)          |
|                       | 18    |         | vs Indiana (12-17-11)          |
|                       | 18    |         | vs Missouri (11-21-11)         |
| FREE THROW ATTEMPTS   | 35    |         | vs Maryland (12-4-11)          |
|                       | 27    |         | at LOUISVILLE (1-7-12)         |
| FREE THROW PERCENTAGE | 1.000 | (15-15) | SACRED HEART (12-19-11)        |
|                       | .867  | (13-15) | DARTMOUTH (12-10-11)           |
| REBOUNDS              | 44    |         | DETROIT (11-14-11)             |
|                       | 43    |         | CONNECTICUT (1-14-12)          |
| ASSISTS               | 19    |         | MAINE (12-08-11)               |
|                       | 16    |         | SACRED HEART (12-19-11)        |
|                       | 16    |         | at GONZAGA BULLDOGS (11-30-11) |
|                       | 16    |         | MISS. VALLEY STATE (11-12-11)  |
| STEALS                | 11    |         | at Cincinnati (1-4-12)         |
|                       | 10    |         | at GONZAGA BULLDOGS (11-30-11) |
|                       | 10    |         | vs Missouri (11-21-11)         |
| BLOCKED SHOTS         | 7     |         | DELAWARE STATE (11-18-11)      |
|                       | 7     |         | DETROIT (11-14-11)             |
| TURNOVERS             | 18    |         | at LOUISVILLE (1-7-12)         |
|                       | 18    |         | SAM HOUSTON STATE (11-16-11)   |
| FOULS                 | 26    |         | DETROIT (11-14-11)             |
|                       | 25    |         | at LOUISVILLE (1-7-12)         |
|                       | 25    |         | vs Indiana (12-17-11)          |

2011-12 Notre Dame Men's Basketball  
 Notre Dame High/Low Analysis (as of Jan 16, 2012)  
 All games

Notre Dame - GAME LOWS

|                       |      |         |                                |
|-----------------------|------|---------|--------------------------------|
| POINTS                | 53   |         | at GONZAGA BULLDOGS (11-30-11) |
|                       | 53   |         | CONNECTICUT (1-14-12)          |
|                       | 55   |         | at Cincinnati (1-4-12)         |
|                       | 57   |         | vs Georgia (11-22-11)          |
|                       | 58   |         | vs Missouri (11-21-11)         |
|                       | 58   |         | vs Indiana (12-17-11)          |
|                       | 58   |         | at RUTGERS (1-16-12)           |
| FIELD GOALS MADE      | 16   |         | vs Georgia (11-22-11)          |
|                       | 16   |         | vs Indiana (12-17-11)          |
| FIELD GOAL ATTEMPTS   | 42   |         | vs Indiana (12-17-11)          |
|                       | 46   |         | vs Georgia (11-22-11)          |
| FIELD GOAL PERCENTAGE | .317 | (20-63) | at LOUISVILLE (1-7-12)         |
|                       | .323 | (21-65) | CONNECTICUT (1-14-12)          |
| 3 PT FIELD GOALS MADE | 2    |         | at GONZAGA BULLDOGS (11-30-11) |
|                       | 3    |         | DARTMOUTH (12-10-11)           |
| 3 PT FG ATTEMPTS      | 11   |         | vs Indiana (12-17-11)          |
|                       | 14   |         | at GONZAGA BULLDOGS (11-30-11) |
|                       | 14   |         | USF (1-10-12)                  |
| 3 PT FG PERCENTAGE    | .143 | (2-14)  | at GONZAGA BULLDOGS (11-30-11) |
|                       | .150 | (3-20)  | DARTMOUTH (12-10-11)           |
| FREE THROWS MADE      | 5    |         | CONNECTICUT (1-14-12)          |
|                       | 5    |         | at RUTGERS (1-16-12)           |
| FREE THROW ATTEMPTS   | 8    |         | CONNECTICUT (1-14-12)          |
|                       | 11   |         | at Cincinnati (1-4-12)         |
|                       | 11   |         | USF (1-10-12)                  |
| FREE THROW PERCENTAGE | .385 | (5-13)  | at RUTGERS (1-16-12)           |
|                       | .500 | (10-20) | SAM HOUSTON STATE (11-16-11)   |
| REBOUNDS              | 23   |         | vs Georgia (11-22-11)          |
|                       | 24   |         | vs Missouri (11-21-11)         |
| ASSISTS               | 6    |         | at GONZAGA BULLDOGS (11-30-11) |
|                       | 7    |         | vs Georgia (11-22-11)          |
| STEALS                | 1    |         | DELAWARE STATE (11-18-11)      |
|                       | 3    |         | vs Maryland (12-4-11)          |
|                       | 3    |         | MAINE (12-08-11)               |
|                       | 3    |         | CONNECTICUT (1-14-12)          |
| BLOCKED SHOTS         | 1    |         | DELAWARE STATE (11-18-11)      |
|                       | 1    |         | vs Missouri (11-21-11)         |
|                       | 1    |         | CONNECTICUT (1-14-12)          |
| TURNOVERS             | 4    |         | SACRED HEART (12-19-11)        |
|                       | 6    |         | PITTSBURGH (12-27-11)          |
| FOULS                 | 8    |         | MAINE (12-08-11)               |
|                       | 8    |         | USF (1-10-12)                  |

2011-12 Notre Dame Men's Basketball  
 Notre Dame High/Low Analysis (as of Jan 16, 2012)  
 All games

Opponent - GAME LOWS

|                       |      |         |                               |
|-----------------------|------|---------|-------------------------------|
| POINTS                | 41   |         | SAM HOUSTON STATE (11-16-11)  |
|                       | 47   |         | DARTMOUTH (12-10-11)          |
|                       | 49   |         | USF (1-10-12)                 |
|                       | 53   |         | DETROIT (11-14-11)            |
|                       | 59   |         | BRYANT (11-27-11)             |
|                       | 59   |         | PITTSBURGH (12-27-11)         |
| FIELD GOALS MADE      | 15   |         | DARTMOUTH (12-10-11)          |
|                       | 18   |         | SAM HOUSTON STATE (11-16-11)  |
| FIELD GOAL ATTEMPTS   | 50   |         | DARTMOUTH (12-10-11)          |
|                       | 52   |         | at LOUISVILLE (1-7-12)        |
| FIELD GOAL PERCENTAGE | .300 | (15-50) | DARTMOUTH (12-10-11)          |
|                       | .309 | (21-68) | DETROIT (11-14-11)            |
| 3 PT FIELD GOALS MADE | 1    |         | PITTSBURGH (12-27-11)         |
|                       | 1    |         | USF (1-10-12)                 |
| 3 PT FG ATTEMPTS      | 7    |         | vs Indiana (12-17-11)         |
|                       | 10   |         | vs Maryland (12-4-11)         |
| 3 PT FG PERCENTAGE    | .071 | (1-14)  | PITTSBURGH (12-27-11)         |
|                       | .077 | (1-13)  | USF (1-10-12)                 |
| FREE THROWS MADE      | 2    |         | SAM HOUSTON STATE (11-16-11)  |
|                       | 3    |         | MISS. VALLEY STATE (11-12-11) |
| FREE THROW ATTEMPTS   | 5    |         | SAM HOUSTON STATE (11-16-11)  |
|                       | 5    |         | MAINE (12-08-11)              |
| FREE THROW PERCENTAGE | .375 | (3-8)   | MISS. VALLEY STATE (11-12-11) |
|                       | .400 | (2-5)   | SAM HOUSTON STATE (11-16-11)  |
| REBOUNDS              | 24   |         | DELAWARE STATE (11-18-11)     |
|                       | 24   |         | SACRED HEART (12-19-11)       |
| ASSISTS               | 4    |         | USF (1-10-12)                 |
|                       | 9    |         | vs Maryland (12-4-11)         |
|                       | 9    |         | vs Indiana (12-17-11)         |
|                       | 9    |         | at LOUISVILLE (1-7-12)        |
| STEALS                | 1    |         | vs Maryland (12-4-11)         |
|                       | 1    |         | SACRED HEART (12-19-11)       |
| BLOCKED SHOTS         | 0    |         | MISS. VALLEY STATE (11-12-11) |
|                       | 0    |         | MAINE (12-08-11)              |
| TURNOVERS             | 8    |         | DELAWARE STATE (11-18-11)     |
|                       | 8    |         | vs Missouri (11-21-11)        |
|                       | 8    |         | vs Maryland (12-4-11)         |
| FOULS                 | 12   |         | USF (1-10-12)                 |
|                       | 12   |         | CONNECTICUT (1-14-12)         |

2011-12 Notre Dame Men's Basketball  
 Notre Dame Player High/Low Analysis (as of Jan 16, 2012)  
 All games

Notre Dame - INDIVIDUAL GAME HIGHS

|                          |       |         |  |
|--------------------------|-------|---------|--|
| Points                   | 27    |         | ATKINS, Eric vs Miss. Valley State (11-12-11)    |
|                          | 26    |         | ATKINS, Eric vs Maine (12-08-11)                 |
|                          | 24    |         | CONNAUGHTON, Pat vs Sam Houston State (11-16-11) |
|                          | 23    |         | MARTIN, Scott vs Delaware State (11-18-11)       |
|                          | 22    |         | DRAGICEVICH, Alex vs Pittsburgh (12-27-11)       |
|                          | 22    |         | COOLEY, Jack vs Dartmouth (12-10-11)             |
|                          | 22    |         | COOLEY, Jack vs Maine (12-08-11)                 |
|                          | 22    |         | ABROMAITIS, Tim vs Missouri (11-21-11)           |
| Field Goals Made         | 9     |         | COOLEY, Jack vs Dartmouth (12-10-11)             |
|                          | 9     |         | ATKINS, Eric vs Maine (12-08-11)                 |
|                          | 9     |         | ABROMAITIS, Tim vs Missouri (11-21-11)           |
|                          | 9     |         | CONNAUGHTON, Pat vs Sam Houston State (11-16-11) |
| Field Goal Att.          | 18    |         | ABROMAITIS, Tim vs Missouri (11-21-11)           |
|                          | 18    |         | MARTIN, Scott vs Delaware State (11-18-11)       |
| FG Pct (min 5 made)      | 1.000 | (7-7)   | COOLEY, Jack vs Sacred Heart (12-19-11)          |
|                          | 1.000 | (6-6)   | GRANT, Jerian vs Sam Houston State (11-16-11)    |
| 3-Point FG Made          | 6     |         | CONNAUGHTON, Pat vs Sam Houston State (11-16-11) |
|                          | 5     |         | ATKINS, Eric vs Maine (12-08-11)                 |
| 3-Point FG Att.          | 10    |         | CONNAUGHTON, Pat vs Sam Houston State (11-16-11) |
|                          | 9     |         | MARTIN, Scott vs Delaware State (11-18-11)       |
| 3-Pt FG Pct (min 2 made) | 1.000 | (3-3)   | GRANT, Jerian vs Delaware State (11-18-11)       |
|                          | 1.000 | (3-3)   | ATKINS, Eric vs Miss. Valley State (11-12-11)    |
|                          | 1.000 | (2-2)   | BROOKS, Joey vs Bryant (11-27-11)                |
| Free Throws Made         | 12    |         | ATKINS, Eric vs Miss. Valley State (11-12-11)    |
|                          | 10    |         | GRANT, Jerian vs Georgia (11-22-11)              |
| Free Throw Att.          | 13    |         | BROOKS, Joey vs Detroit (11-14-11)               |
|                          | 12    |         | ATKINS, Eric vs Miss. Valley State (11-12-11)    |
| FT Pct (min 3 made)      | 1.000 | (12-12) | ATKINS, Eric vs Miss. Valley State (11-12-11)    |
|                          | 1.000 | (5-5)   | GRANT, Jerian at Cincinnati (1-4-12)             |
|                          | 1.000 | (5-5)   | BROOKS, Joey vs Sacred Heart (12-19-11)          |
|                          | 1.000 | (4-4)   | KNIGHT, Tom vs Dartmouth (12-10-11)              |
|                          | 1.000 | (4-4)   | COOLEY, Jack vs Dartmouth (12-10-11)             |
|                          | 1.000 | (4-4)   | DRAGICEVICH, Alex vs Maine (12-08-11)            |
|                          | 1.000 | (4-4)   | CONNAUGHTON, Pat vs Maryland (12-4-11)           |
|                          | 1.000 | (4-4)   | GRANT, Jerian vs Bryant (11-27-11)               |
|                          | 1.000 | (4-4)   | ABROMAITIS, Tim vs Georgia (11-22-11)            |
|                          | 1.000 | (3-3)   | COOLEY, Jack vs Connecticut (1-14-12)            |
|                          | 1.000 | (3-3)   | MARTIN, Scott at LOUISVILLE (1-7-12)             |
|                          | 1.000 | (3-3)   | BROOKS, Joey vs Dartmouth (12-10-11)             |
| Rebounds                 | 17    |         | COOLEY, Jack vs Delaware State (11-18-11)        |
|                          | 14    |         | COOLEY, Jack vs Pittsburgh (12-27-11)            |
|                          | 14    |         | COOLEY, Jack vs Maine (12-08-11)                 |
| Assists                  | 9     |         | GRANT, Jerian vs Pittsburgh (12-27-11)           |
|                          | 9     |         | ATKINS, Eric vs Sacred Heart (12-19-11)          |
|                          | 9     |         | ATKINS, Eric vs Bryant (11-27-11)                |
| Steals                   | 3     |         | GRANT, Jerian at LOUISVILLE (1-7-12)             |
|                          | 3     |         | MARTIN, Scott at LOUISVILLE (1-7-12)             |
|                          | 3     |         | ATKINS, Eric vs Indiana (12-17-11)               |
|                          | 3     |         | ATKINS, Eric at GONZAGA BULLDOGS (11-30-11)      |
|                          | 3     |         | COOLEY, Jack vs Missouri (11-21-11)              |
|                          | 3     |         | COOLEY, Jack vs Sam Houston State (11-16-11)     |
| Blocked Shots            | 4     |         | COOLEY, Jack vs Dartmouth (12-10-11)             |
|                          | 3     |         | COOLEY, Jack at Cincinnati (1-4-12)              |

|           |   |   |
|-----------|---|---|
|           | 3 | COOLEY, Jack vs Sacred Heart (12-19-11)       |
|           | 3 | MARTIN, Scott vs Indiana (12-17-11)           |
|           | 3 | KNIGHT, Tom vs Dartmouth (12-10-11)           |
|           | 3 | BROOKS, Joey vs Bryant (11-27-11)             |
| Turnovers | 6 | ATKINS, Eric at GONZAGA BULLDOGS (11-30-11)   |
|           | 4 | GRANT, Jerian at GONZAGA BULLDOGS (11-30-11)  |
|           | 4 | ATKINS, Eric vs Georgia (11-22-11)            |
|           | 4 | ABROMAITIS, Tim vs Missouri (11-21-11)        |
|           | 4 | COOLEY, Jack vs Detroit (11-14-11)            |
|           | 4 | ATKINS, Eric vs Miss. Valley State (11-12-11) |
| Fouls     | 5 | BROOKS, Joey at LOUISVILLE (1-7-12)           |
|           | 5 | COOLEY, Jack vs Indiana (12-17-11)            |
|           | 5 | BROGHAMMER, Mike vs Dartmouth (12-10-11)      |
|           | 5 | MARTIN, Scott vs Maryland (12-4-11)           |
|           | 5 | ABROMAITIS, Tim vs Georgia (11-22-11)         |

2011-12 Notre Dame Men's Basketball  
 Notre Dame Opponent High/Low Analysis (as of Jan 16, 2012)  
 All games

OPPONENT INDIVIDUAL GAME HIGHS

|                          |       |       |   |
|--------------------------|-------|-------|---|
| Points                   | 31    |       | Terrell Stoglin vs Maryland (12-4-11)             |
|                          | 29    |       | TATE, Tahj vs Delaware State (11-18-11)           |
|                          | 27    |       | McLemore, Gerald vs Maine (12-08-11)              |
|                          | 26    |       | Denmon, Marcus vs Missouri (11-21-11)             |
|                          | 22    |       | GIBSON, Shane vs Sacred Heart (12-19-11)          |
|                          | 22    |       | FRANCIS, Alex vs Bryant (11-27-11)                |
| Field Goals Made         | 11    |       | McLemore, Gerald vs Maine (12-08-11)              |
|                          | 11    |       | Terrell Stoglin vs Maryland (12-4-11)             |
| Field Goal Att.          | 23    |       | SIMON, Chase vs Detroit (11-14-11)                |
|                          | 22    |       | FRANCIS, Alex vs Bryant (11-27-11)                |
| FG Pct (min 5 made)      | .857  | (6-7) | Oladipo, Victor vs Indiana (12-17-11)             |
|                          | .833  | (5-6) | STOCKTON, David at GONZAGA BULLDOGS (11-30-11)    |
| 3-Point FG Made          | 4     |       | Caldwell-Pope, Ken. vs Georgia (11-22-11)         |
|                          | 4     |       | TATE, Tahj vs Delaware State (11-18-11)           |
|                          | 4     |       | McCALLUM, Ray vs Detroit (11-14-11)               |
| 3-Point FG Att.          | 10    |       | DOBBS, Frankie vs Bryant (11-27-11)               |
|                          | 10    |       | JOYNER, Terrence vs Miss. Valley State (11-12-11) |
| 3-Pt FG Pct (min 2 made) | 1.000 | (3-3) | STOCKTON, David at GONZAGA BULLDOGS (11-30-11)    |
|                          | 1.000 | (2-2) | Hulls, Jordan vs Indiana (12-17-11)               |
|                          | 1.000 | (2-2) | Djurisic, Nemanja vs Georgia (11-22-11)           |
|                          | 1.000 | (2-2) | English, Kim vs Missouri (11-21-11)               |
|                          | 1.000 | (2-2) | BELL, Tyshawn vs Delaware State (11-18-11)        |
| Free Throws Made         | 7     |       | KURIC, Kyle at LOUISVILLE (1-7-12)                |
|                          | 7     |       | DIXON, Dion at Cincinnati (1-4-12)                |
|                          | 7     |       | TATE, Tahj vs Delaware State (11-18-11)           |
| Free Throw Att.          | 11    |       | TATE, Tahj vs Delaware State (11-18-11)           |
|                          | 8     |       | NAPIER, Shabazz vs Connecticut (1-14-12)          |
|                          | 8     |       | BEHANAN, Chane at LOUISVILLE (1-7-12)             |
|                          | 8     |       | KURIC, Kyle at LOUISVILLE (1-7-12)                |
|                          | 8     |       | James Padgett vs Maryland (12-4-11)               |
| FT Pct (min 3 made)      | 1.000 | (7-7) | DIXON, Dion at Cincinnati (1-4-12)                |
|                          | 1.000 | (6-6) | SMITH, Roscoe vs Connecticut (1-14-12)            |
|                          | 1.000 | (6-6) | Watford, Christian vs Indiana (12-17-11)          |
|                          | 1.000 | (6-6) | Mychal Parker vs Maryland (12-4-11)               |
|                          | 1.000 | (4-4) | SEAGEARS, Jerome at RUTGERS (1-16-12)             |
|                          | 1.000 | (4-4) | GOLDEN, John vs Dartmouth (12-10-11)              |
|                          | 1.000 | (4-4) | DOBBS, Frankie vs Bryant (11-27-11)               |
|                          | 1.000 | (4-4) | Pressey, Phil vs Missouri (11-21-11)              |
|                          | 1.000 | (3-3) | GIBSON, Shane vs Sacred Heart (12-19-11)          |
| Rebounds                 | 15    |       | HARRIS, Elias at GONZAGA BULLDOGS (11-30-11)      |
|                          | 13    |       | DRUMMOND, Andre vs Connecticut (1-14-12)          |
| Assists                  | 7     |       | LAMB, Jeremy vs Connecticut (1-14-12)             |
|                          | 7     |       | Rogers, Andrew vs Maine (12-08-11)                |
|                          | 7     |       | DOBBS, Frankie vs Bryant (11-27-11)               |
|                          | 7     |       | THREATT, Jay vs Delaware State (11-18-11)         |
| Steals                   | 5     |       | WRIGHT, Cashmere at Cincinnati (1-4-12)           |
|                          | 4     |       | SIMON, Chase vs Detroit (11-14-11)                |
| Blocked Shots            | 6     |       | GRAY, Kendall vs Delaware State (11-18-11)        |
|                          | 5     |       | LOWE, LaMarcus vs Detroit (11-14-11)              |
| Turnovers                | 6     |       | MALDUNAS, Gabas vs Dartmouth (12-10-11)           |
|                          | 5     |       | SIVA, Peyton at LOUISVILLE (1-7-12)               |
|                          | 5     |       | Robinson, Gerald vs Georgia (11-22-11)            |
|                          | 5     |       | Gatlin, Demarcus vs Sam Houston State (11-16-11)  |

|       |   |   |
|-------|---|---|
| Fouls | 5 | DIENG, Gorgui at LOUISVILLE (1-7-12)            |
|       | 5 | SWIDOWSKI, Justin vs Sacred Heart (12-19-11)    |
|       | 5 | MONTES, Louis vs Sacred Heart (12-19-11)        |
|       | 5 | GREENBACKER, Nick vs Sacred Heart (12-19-11)    |
|       | 5 | Fraser, Alasdair vs Maine (12-08-11)            |
|       | 5 | Cato, Kilian vs Maine (12-08-11)                |
|       | 5 | OLIVER, Marques vs Delaware State (11-18-11)    |
|       | 5 | Werner, Steven vs Sam Houston State (11-16-11)  |
|       | 5 | LOWE, LaMarcus vs Detroit (11-14-11)            |
|       | 5 | JONES, Falando vs Miss. Valley State (11-12-11) |