



2010-11 NOTRE DAME MEN'S BASKETBALL



ATHLETIC MEDIA RELATIONS:
MEDIA RELATIONS CONTACTS:

Joyce Center
Bernadette Cafarelli
Sean Carroll

Room 112
o: (574) 631-8458
o: (574) 631-2664

Notre Dame, IN 46556
c: (574) 532-0249
c: (574) 340-2177

Fax: (574) 631-7941
cafarelli.1@nd.edu
carroll.64@nd.edu

2010-11 Schedule

| Date | Opponent | Time |
|--|--------------------------------------|----------------|
| 11/1 | MARIAN UNIVERSITY [^] | W, 85-52 |
| 11/6 | CATHOLIC UNIVERSITY [^] | W, 72-47 |
| 11/12 | GEORGIA SOUTHERN | W, 98-61 |
| 11/14 | LIBERTY | W, 72-51 |
| 11/17 | CHICAGO STATE | W, 102-62 |
| 11/22 | MAINE | W, 97-72 |
| <i>Old Spice Classic (Orlando, Fla.)</i> | | |
| 11/25 | vs. Georgia (ESPN2) | W, 89-83 (2ot) |
| 11/26 | vs. California (ESPN2) | W, 57-44 |
| 11/28 | vs. Wisconsin (ESPN2) | W, 58-51 |
| 11/30 | (25/-) INDIANA STATE | W, 81-72 |
| 12/8 | (23/23) vs. Kentucky! (ESPN) (17/16) | 9:30 p.m. |
| 12/11 | GONZAGA (ESPN2) | 8:30 p.m. |
| 12/19 | STONY BROOK | 4:30 p.m. |
| 12/22 | UMBC | 7:30 p.m. |
| 12/29 | GEORGETOWN* (ESPN2) | 7:00 p.m. |
| 1/1 | at Syracuse* (ESPNU) | 3:30 p.m. |
| 1/4 | CONNECTICUT* | 7:00 p.m. |
| 1/8 | ST. JOHN'S* (ESPNU) | 8:00 p.m. |
| 1/10 | at Marquette* (ESPN2) | 7:00 p.m. |
| 1/16 | at St. John's* | Noon |
| 1/19 | CINCINNATI* (ESPN2) | 7:00 p.m. |
| 1/22 | MARQUETTE* | 7:00 p.m. |
| 1/24 | at Pittsburgh* (ESPN) | 7:00 p.m. |
| 2/3 | at DePaul* (ESPN/ESPN2) | 9:00 p.m. |
| 2/6 | RUTGERS* | Noon |
| 2/9 | LOUISVILLE* (ESPNU) | 7:00 p.m. |
| 2/12 | at USF* | Noon |
| 2/19 | at West Virginia* (CBS) | 1:00 p.m. |
| 2/23 | at Providence* | 7:00 p.m. |
| 2/26 | SETON HALL* (ESPNU) | 7:00 p.m. |
| 2/28 | VILLANOVA* (ESPN) | 7:00 p.m. |
| 3/5 | at Connecticut* (ESPN/ESPN2) | 2:00 p.m. |

3/8-12 BIG EAST Championship (ESPN)
(Madison Square Garden; New York City)
3/15-20 NCAA First-Third Rounds
3/24-27 NCAA Championship Regionals
4/2 NCAA Final Four-Semifinals (Houston, Texas)
4/4 NCAA Final Four-Final (Houston, Texas)

[^] - Exhibition Game

! - BIG EAST/SEC Invitational (Louisville, Ky.)

* - BIG EAST Conference Game

Home events in **BOLD CAPS**

All times Eastern

Game 9 • Wednesday, December 8 • 9:30 p.m. (EST) Freedom Hall (18,865) • Louisville, Ky. DIRECTV SEC/BIG EAST Invitational



Vs.



TV: **ESPN**

Brad Nessler (play-by-play)
Jimmy Dykes (analyst)

Radio: **Affiliate listings on page 7; Broadcast also on UND.com**

Jack Nolan (play-by-play)
Sean Kearney (analyst)

#23/23 Notre Dame Fighting Irish

Record: 8-0, 0-0

H: 5-0; A: 0-0; N: 3-0

Kentucky Leads Series 41-18

#17/16 Kentucky Wildcats

Record: 5-2, 0-0

H: 2-0; A: 1-1; N: 2-1

NOTRE DAME PROBABLE STARTING LINEUP

2010-11 Statistics

| No. | Player | Pos | Ht. | Wt. | Yr. | PPG | RPG | APG |
|-----|----------------|-----|-----|-----|-----|------|-----|-----|
| 1 | Tyrone Nash | F | 6-8 | 232 | Sr. | 12.5 | 7.0 | 3.3 |
| 21 | Tim Abromaitis | F | 6-8 | 235 | Sr. | 15.6 | 6.9 | 2.3 |
| 34 | Carleton Scott | F | 6-8 | 218 | Sr. | 11.0 | 7.8 | 2.0 |
| 14 | Scott Martin | G | 6-8 | 219 | Sr. | 9.4 | 4.7 | 1.5 |
| 23 | Ben Hansbrough | G | 6-3 | 206 | Sr. | 15.8 | 3.9 | 4.0 |

Irish Set To Meet Kentucky In DIRECTV SEC/BIG EAST Invitational

• Notre Dame will make its first-ever appearance in the DIRECTV SEC/BIG EAST Invitational on Wednesday as the Irish meet Kentucky at Freedom Hall in Louisville, Ky. Tip-off is slated for 9:30 p.m. (ET). The game will be preceded by Seton Hall versus Arkansas, which also is part of the DIRECTV SEC/BIG EAST Invitational. The doubleheader will be aired by ESPN.

• This will be the 60th meeting all-time between Notre Dame and Kentucky. The Wildcats lead the series 41-18. The Fighting Irish won the last meeting, 77-67, during the 2009 postseason NIT at the Joyce Center. That snapped a 10-game winning streak for Kentucky in the series.

• Notre Dame and Kentucky have met at Freedom Hall on 32 occasions with the first contest played in January 1937. The Wildcats own a 32-9 advantage in the games the two schools have played at Freedom Hall. The last time Notre Dame and Kentucky faced each other at Freedom Hall was on Jan. 31, 1988, as the Wildcats earned a 78-69 victory.



NOTRE DAME 2010-11 ROSTER

2010-11 Statistics

| No. | Player | Pos | Ht. | Wt. | Yr. | PPG. | RPG | Hometown/High School |
|-----|------------------|-----|------|-----|-----|------|-----|--|
| 0 | Eric Atkins | G | 6-2 | 173 | Fr. | 7.4 | 2.5 | Columbia, Md./Mount Saint Joseph |
| 1 | Tyrone Nash | F | 6-8 | 232 | Sr. | 12.5 | 7.0 | Queens, N.Y./Lawrence Woodmere Academy & Northfield Mt. Hermon |
| 5 | Tom Kopko | G | 6-2 | 187 | Sr. | 0.8 | 0.5 | Chicago, Ill./St. Laurence |
| 12 | Alex Dragicevich | G | 6-8 | 215 | Fr. | 3.3 | 1.3 | Northbrook, Ill./Glenbrook North |
| 14 | Scott Martin | G | 6-8 | 219 | Sr. | 9.4 | 4.7 | Valparaiso, Ind./Valparaiso |
| 21 | Tim Abromaitis | F | 6-8 | 235 | GS | 15.6 | 6.9 | Unionville, Conn./Farmington |
| 22 | Jerian Grant | G | 6-5 | 185 | Fr. | -- | -- | Bowie, Md./DeMatha |
| 23 | Ben Hansbrough | G | 6-3 | 203 | Sr. | 15.8 | 3.9 | Poplar Bluff, Mo./Poplar Bluff |
| 25 | Tom Knight | F | 6-10 | 253 | So. | 2.3 | 1.8 | Dixfield, Maine/Dirigo |
| 32 | Joey Brooks | G | 6-6 | 215 | So. | 2.6 | 1.9 | Houston, Texas/Strake Jesuit College Prep |
| 33 | Mike Broghammer | F | 6-9 | 248 | So. | 2.3 | 1.8 | Orono, Minn./Hopkins |
| 34 | Carleton Scott | F | 6-8 | 218 | Sr. | 11.0 | 7.8 | San Antonio, Texas/James Madison |
| 45 | Jack Cooley | F | 6-9 | 244 | So. | 4.8 | 3.5 | Glenview, Ill./Glenbrook South |

Head Coach: Mike Brey (George Washington '82)

Assistant Coach: Anthony Solomon (Virginia '87)

Assistant Coach: Rod Balanis (Georgia Tech '93)

Assistant Coach: Martin Ingelsby (Notre Dame '01)

Coordinator of Basketball Operations: Harold Swanagan (Notre Dame '02)

Athletic Trainer: Skip Meyer (Central Connecticut State '74)

Pronunciation Guide

| | |
|------------------------|---------------|
| Tim Abromaitis | ab-row-MY-tis |
| Jack Cooley | COOL-ee |
| Mike Broghammer..... | BROGE-ham-mer |
| Alex Dragicevich | Drag-ee-vich |
| Jerian Grant..... | JARE-in |
| Ben Hansbrough..... | HANDS-bro |
| Tom Kopko | cop-COE |

National Polls (Dec. 6)

AP Top 25

1. Duke
2. Ohio State
- 3. Pittsburgh**
4. Kansas
5. Kansas State
- 6. Connecticut**
7. Michigan State
- 8. Syracuse**
- 9. Georgetown**
10. Baylor
11. Tennessee
- 12. Villanova**
13. Memphis
14. San Diego State
15. Missouri
16. Illinois
- 17. Kentucky**
18. BYU
19. Purdue
20. UNLV
21. Washington
22. Minnesota
- 23. NOTRE DAME**
- 24. Louisville**
25. Texas

ESPN/USA Today Coaches Poll

1. Duke
2. Ohio State
- 3. Pittsburgh**
4. Kansas
5. Kansas State
- 6. Connecticut**
- 7. Syracuse**
8. Michigan State
9. Baylor
- 10. Georgetown**
11. Missouri
- 12. Villanova**
13. Tennessee
14. Memphis
15. San Diego State
- 16. Kentucky**
17. Illinois
18. Purdue
19. UNLV
20. Minnesota
21. BYU
22. Washington
- 23. NOTRE DAME**
24. Florida
25. Texas

Bold indicates 2010-11 Irish opponent

- Notre Dame has a five-game winning streak against SEC teams. Earlier this season, the Fighting Irish topped SEC foe Georgia 89-83 in double-overtime during the first round of the Old Spice Classic in Orlando, Fla. Notre Dame's last loss to an SEC team was a 71-63 setback to Kentucky on Jan. 25, 2004, at the Joyce Center. The Fighting Irish are 7-6 against SEC competition during Mike Brey's tenure at Notre Dame. Brey is 1-4 all-time against Kentucky. All of those meetings have occurred during his time at Notre Dame.

- Kentucky will bring a 5-2 record into Wednesday's contest. The Wildcats fell at North Carolina, 75-73, on Saturday.

- Notre Dame is ranked 23rd in both the Associated Press poll and ESPN/USA Today Coaches poll. It marks the highest the Irish have been ranked this season. Kentucky is 17th in the AP poll and 16th in the coaches poll. The Wildcats are the first ranked opponent the Fighting Irish have faced this season.

So Far So Good

- Notre Dame is off to an 8-0 start for the fifth time in program history and for the first time since the 1973-74 campaign. That Irish squad opened 12-0. Notre Dame's best start ever was 13-0 in 1945-46 (*see box on page 3 of this notes packet for detailed information on undefeated starts*).

- While Notre Dame's 8-0 start is the best ever for the Irish under Brey, it also matches the longest win streak for an Irish team coached by him. Notre Dame's last eight-game win streak came during Brey's first season when his 2000-01 squad rattled off eight straight BIG EAST conference regular-season victories. A win tonight would be the longest win streak for a Notre Dame team under Brey and the longest since the 1986-87 campaign when that Irish team won 11 straight. They concluded the season by winning the final nine regular-season contests and two NCAA Tournament games before falling to North Carolina (74-68) in the Sweet 16.

Irish On A Roll

- With an eight-game win streak to start the season, Notre Dame is 14-2 in its last 16 games dating back to last season. Following a double-overtime loss (91-89) to Louisville in Freedom Hall on Feb. 17, 2010, the Irish won their final four regular-season games in 2009-10 (Pittsburgh, Georgetown, Connecticut and Marquette) and won two games in the BIG EAST Tournament (wins over Seton Hall and Pittsburgh) before losing to West Virginia in the conference championship semifinals and to Old Dominion in the first round of the 2010 NCAA Tournament.



Number of Career Games Led Irish In ...

| | | | |
|------------------------|---|-----------------------|----|
| Tim Abromaitis | | Ben Hansbrough | |
| Scoring | 9 | Scoring | 9 |
| Blocks | 5 | Assists | 18 |
| Steals | 9 | Rebounds | 3 |
| Assists | 3 | Steals | 15 |
| Rebounds | 5 | Blocks | 4 |
| Eric Atkins | | Tyrone Nash | |
| Scoring | 1 | Steals | 13 |
| Assists | 1 | Blocks | 16 |
| Steals | 1 | Rebounds | 7 |
| | | Assists | 10 |
| Mike Broghammer | | Carleton Scott | |
| Steals | 1 | Scoring | 2 |
| Blocks | 1 | Blocks | 28 |
| Joey Brooks | | Steals | 7 |
| Steals | 4 | Rebounds | 10 |
| | | Assists | 3 |
| Jack Cooley | | | |
| Steals | 1 | | |
| Blocks | 3 | | |

Free-Throw Shooting in Final Five Minutes and Overtime:

| | |
|------------------|--------------|
| Tim Abromaitis | 8-9 (.889) |
| Eric Atkins | 6-9 (.667) |
| Mike Broghammer | 0-0 (.000) |
| Joey Brooks | 2-6 (.333) |
| Jack Cooley | 0-0 (.000) |
| Alex Dragicevich | 4-4 (1.000) |
| Jerian Grant | 0-0 (.000) |
| Ben Hansbrough | 11-14 (.786) |
| Tom Knight | 1-1 (1.000) |
| Tom Kopko | 0-0 (.000) |
| Scott Martin | 3-7 (.429) |
| Tyrone Nash | 4-8 (.500) |
| Carleton Scott | 6-6 (1.000) |
| Total | 45-64 (.703) |
| Opponents | 25-32 (.781) |

Off To A Good Start

Notre Dame is off to an 8-0 start for the fifth time in program history and for the first time since the 1973-74 campaign. Here is a look at the other 8-0 starts (in chronological order) for the Irish and how they ended up that season ...

| Season | Start | Final Record | Head Coach |
|----------|-------|--------------|----------------|
| 2010-11 | 8-0 | ???? | Mike Brey |
| 1973-74* | 12-0 | 26-3 | Digger Phelps |
| 1945-46 | 13-0 | 17-4 | Elmer Ripley |
| 1933-34 | 11-0 | 20-4 | Moose Krause |
| 1912-13 | 9-0 | 13-2 | William Nelson |

* - advanced to NCAA regional semifinal that season

Looking To Break The Freedom Hall Jinx

• Freedom Hall has not been kind to the Irish of late. Heading into the game against Kentucky, Notre Dame teams are 11-34 all-time playing at Freedom Hall, including a 9-23 record against the Wildcats. Notre Dame has lost 10 straight games at Freedom Hall (seven straight to Louisville).

• The last win for an Irish team at Freedom Hall was against Kentucky (67-61) on Dec. 27, 1980.

• Three of the last four times Notre Dame has played at Freedom Hall (all against Louisville), the final outcome has been decided either in overtime or double overtime.

Here are the last four games:
lost 91-89 (2ot) on Feb. 17, 2010
lost 87-73 (ot) on Jan. 12, 2009
lost 90-85 on Feb. 29, 2008
lost 89-86 (ot) on Feb. 4, 2006

BIG EAST Teams Find Success In Preseason Tournaments

• Notre Dame won the Old Spice Classic and was one of six BIG EAST teams to come away with an in-season tournament title during the month of November.

Champions

Connecticut – EA Sports Maui Invitational

Pittsburgh – 2K Sports Classic

Notre Dame – Old Spice Classic

Syracuse – Legends Classic

Georgetown – Charleston Classic

St. John's – Great Alaska Shootout

Runner-Up

Villanova – Preseason NIT Tip-Off

West Virginia – Puerto Rico Tip-Off

No Loss League

• As of Dec. 5 there were 19 teams in NCAA Division I men's basketball that were undefeated. Joining Notre Dame (8-0) in that group are six other BIG EAST squads, Pittsburgh (9-0), Georgetown (8-0), Syracuse (8-0), Cincinnati (7-0), Connecticut (7-0) and Louisville (6-0).

Career-High Night For Hansbrough

• Senior guard **Ben Hansbrough** netted a career-high 24 points against Indiana State on Nov. 30. Hansbrough shot 8-12 from the field, including 4-5 from three-point range, and he hit all four of his free throw attempts in the Irish victory. His previous high was 23 against Texas A&M Corpus Christi during the 2006-07 campaign when he played at Mississippi State.

• Hansbrough has reached double-digits 56 times in his career, including 30 times with the Irish. He has reached double digits in seven of eight games this season. Hansbrough is first on the team with a 15.8 ppg. average this season. He also has a team-best 32 assists (4.0 apg).

• Hansbrough has scored 20 or more points three times this season. Against Chicago State on Nov. 17, Hansbrough hit a single-game career-high six three pointers en route to tallying 22 points. He has scored 20-plus points 10 times during his career, including six times while at Notre Dame.

• Hansbrough currently ranks ninth nationally in three-point field goal percentage by shooting at a 54.8 percent clip (23-42) from beyond the arc.

Spreading The Wealth

• All five of Notre Dame's starters reached double figures in the 81-72 win over Indiana State on Nov. 30. **Ben Hansbrough** had a career-high 24 points, while **Tyrone Nash** notched 16 points. **Scott Martin** matched a season-high total with 15 points and **Tim Abromaitis** and **Carleton Scott** registered 13 and 11 points, respectively.

Veteran Presence

• Seniors **Tim Abromaitis** (F), **Ben Hansbrough** (G), **Scott Martin** (G), **Tyrone Nash** (F) and **Carleton Scott** (F) have started seven of Notre Dame's eight games this season. The only game that quintet did not start was Chicago State (Nov. 17) when Martin was out with back spasms.



2010-11 BIG EAST STANDINGS

(as of games played on Dec. 6)

| | Overall Record | BIG EAST Record |
|-------------------|----------------|-----------------|
| Pittsburgh | 9-0 | 0-0 |
| Georgetown | 8-0 | 0-0 |
| NOTRE DAME | 8-0 | 0-0 |
| Syracuse | 8-0 | 0-0 |
| Cincinnati | 7-0 | 0-0 |
| Connecticut | 7-0 | 0-0 |
| Louisville | 6-0 | 0-0 |
| Providence | 9-1 | 0-0 |
| Villanova | 6-1 | 0-0 |
| St. John's | 5-1 | 0-0 |
| Marquette | 6-2 | 0-0 |
| West Virginia | 5-2 | 0-0 |
| Rutgers | 4-2 | 0-0 |
| USF | 5-4 | 0-0 |
| Seton Hall | 3-3 | 0-0 |
| DePaul | 3-4 | 0-0 |

Players of the Week

Ashton Gibbs, Jr., G, Pittsburgh (Nov. 22)
Kemba Walker, Jr., G, Connecticut (Nov. 29)
Chris Wright, Sr., G, Georgetown (Dec. 6)

Rookies of the Week

Sean Kilpatrick, Fr., G, Cincinnati (Nov. 22)
Gerard Coleman, Fr., G, Providence (Nov. 29)
Brandon Young, Fr., G, DePaul (Dec. 6)

Notre Dame Weekly Honor Roll Honorees

Ben Hansbrough (Nov. 22)
Tim Abromaitis (Nov. 29)

Clamping Down

- Notre Dame held California (16-61) and Wisconsin (20-57) to a combined 36-118 (.305) from the field during the final two games of the Old Spice Classic.
- Overall this season, Notre Dame opponents are shooting just 38.0% (183-482) from the field, including 29.8% (48-161) from three-point range.

Strong Defensive Starts

- The Irish held California and Wisconsin to five and 19 points, respectively, in the first half of play during the Old Spice Classic.
- Notre Dame opponents are averaging just 25.5 points in the first half this season. Notre Dame is averaging 39.1 points during the first stanza.

Living Large At The Line

- The Fighting Irish have 58 more made free throws than their opponents have attempts from the charity stripe. The Fighting Irish are 179-240 (.746) from the free throw line this season, while their opponents are 82-121 (.678).
- During the Old Spice Classic, Notre Dame held a decisive free throw advantage in all three games. The Irish made 20 more free throws than both Georgia (30-10) and California (26-6). Notre Dame made 16 more free throws (20-4) than Wisconsin in the title game.
- Notre Dame went a combined 13-14 from the charity stripe during both overtime periods in the 89-83 triumph of Georgia. The Irish made a season-high 30 free throws, on 43 attempts, versus Georgia.

On A Run

- Notre Dame used several key runs during the Old Spice Classic to secure the tournament title.
- After falling behind Georgia 38-25 early in the second half, Notre Dame erased the deficit by going on a 27-10 run to claim a four-point lead with 7:22 left in regulation. The Irish wound up winning 89-83 in double-overtime.
- After surrendering the game's first basket to California, the Irish went on to hold a 21-5 halftime advantage over the Golden Bears. The Irish defeated Cal 57-44.
- In the championship game, Notre Dame fell behind Wisconsin 43-32 with 9:21 left in regulation. The Fighting Irish finished the game on a 26-8 run to claim the 58-51 victory. Included in that stretch was a 15-0 run for the Irish.

Hitting The Glass

- Notre Dame ranks fifth nationally in rebound margin (+12.4). The Fighting Irish have out-rebounded their opponents in every game this season. Notre Dame owns a 349-250 advantage on the glass. That mark includes a 108-77 edge in offensive boards.
- Notre Dame out-rebounded Wisconsin 43-28 in the title game of the Old Spice Classic.
- **Carleton Scott** has a team-best 62 rebounds (7.8 rpg), while **Tyrone Nash** is second with 56 (7.0 rpg), including a team-high 23 offensive rebounds.

A Passing Grade

- Against Indiana State, Notre Dame eclipsed the 20-plus assist mark for the fourth time this season by dishing out 21 assists. The Irish had a season-high 29 assists (on 34 made field goals) versus Chicago State (Nov. 17).
- Notre Dame has registered 142 assists on its 206 made field goals this season (.689). The Irish have just 88 turnovers and they boast a 1.61 assist-to-turnover ratio, which ranks sixth nationally. Notre Dame's 17.8 assist-per-game average ranks 14th in the country.
- Senior guard **Ben Hansbrough** leads the Irish with 32 assists (4.0 apg). Senior forward **Tyrone Nash** and freshman point guard **Eric Atkins** are tied for second with 26 apiece (3.3 apg). Atkins has a team-best 2.36 assist-to-turnover ratio.

Abro On Attack

- **Tim Abromaitis** has scored in double figures in seven of eight games this season. The only time he was held under 10 points was a seven-point effort against California (Nov. 26). The senior forward has 35 career games in double figures. His three-game stretch of 20-plus point efforts this season versus Chicago State (21), Maine (26) and Georgia (25) marked the first time that he's hit for 20 or more points in three straight games during his Notre Dame career. He has 11 career games with 20-plus points.
- Abromaitis is second among all Irish players with a 15.6 ppg. average this season. He was named the MVP of the Old Spice Classic as he averaged 14.0 ppg. and 8.7 rpg. during the three-game run.



Series vs. Kentucky

Kentucky leads 41-18

Home: 8-5, Away: 0-8, Neutral: 10-28

| Date | Site | Result |
|----------|----------------------|------------|
| 1-12-29 | Notre Dame, IN | L, 16-19 |
| 2-10-36 | Notre Dame, IN | W, 41-20 |
| 1-5-37 | Louisville, KY | W, 41-28 |
| 1-15-38 | Notre Dame, IN | W, 47-37 |
| 1-14-39 | Louisville, KY | W, 42-37 |
| 1-13-40 | Notre Dame, IN | W, 52-47 |
| 1-4-41 | Louisville, KY | W, 48-47 |
| 2-7-42 | Notre Dame, IN | W, 46-43 |
| 1-23-43 | Louisville, KY | L, 55-60 |
| 1-8-44 | Louisville, KY | L, 54-55 |
| 1-27-45 | Louisville, KY (ot) | W, 59-58 |
| 1-26-46 | Louisville, KY | W, 56-47 |
| 2-1-47 | Louisville, KY | L, 30-60 |
| 2-2-48 | Notre Dame, IN | W, 64-55 |
| 1-29-49 | Louisville, KY | L, 38-62 |
| 1-23-50 | Notre Dame, IN | W, 64-51 |
| 1-15-51 | Lexington, KY | L, 44-69 |
| 2-2-52 | Chicago, IL* | L, 66-71 |
| 3-15-58 | Lexington, KY# | L, 56-89 |
| 2-14-59 | Chicago, IL* | L, 52-71 |
| 2-13-60 | Lexington, KY | L, 65-68 |
| 12-7-60 | Louisville, KY% | L, 62-68 |
| 12-30-61 | Lexington, KY | L, 53-100 |
| 12-29-62 | Louisville, KY% | L, 70-78 |
| 12-28-63 | Louisville, KY% | L, 81-101 |
| 12-29-64 | Louisville, KY% | W, 111-97 |
| 12-29-65 | Louisville, KY% | L, 69-103 |
| 12-31-66 | Louisville, KY% | L, 85-96 |
| 12-30-67 | Louisville, KY% | L, 73-81 |
| 12-28-68 | Louisville, KY% | L, 90-110 |
| 12-27-69 | Louisville, KY% | L, 100-102 |
| 3-12-70 | Columbus, OH& | L, 99-109 |
| 12-29-70 | Louisville, KY% | W, 99-92 |
| 12-28-71 | Louisville, KY% | L, 67-83 |
| 12-30-72 | Louisville, KY% | L, 63-65 |
| 12-29-73 | Louisville, KY% | W, 94-79 |
| 12-28-74 | Louisville, KY% | L, 96-113 |
| 12-30-75 | Louisville, KY% | L, 77-79 |
| 12-30-76 | Louisville, KY% | L, 78-102 |
| 12-31-77 | Louisville, KY% | L, 68-73 |
| 12-30-78 | Louisville, KY% | L, 76-81 |
| 12-29-79 | Louisville, KY% | L, 80-86 |
| 12-27-80 | Louisville, KY% | W, 67-61 |
| 12-29-81 | Louisville, KY% (ot) | L, 28-34 |
| 12-1-82 | Louisville, KY % | L, 45-58 |
| 1-31-88 | Louisville, KY% | L, 69-78 |
| 12-3-88 | Indianapolis, IN@ | W, 81-65 |
| 3-5-90 | Notre Dame, IN | W, 80-67 |
| 12-1-90 | Indianapolis, IN@ | L, 90-98 |
| 1-2-92 | Lexington, KY | L, 70-91 |
| 2-13-93 | Notre Dame, IN | L, 62-81 |
| 1-6-94 | Lexington, KY | L, 59-84 |
| 2-12-95 | Notre Dame, IN | L, 58-97 |
| 12-14-96 | Lexington, KY | L, 56-80 |
| 1-13-01 | Lexington, KY | L, 71-82 |
| 1-19-02 | Notre Dame, IN | L, 65-72 |
| 1-18-03 | Lexington, KY | L, 73-88 |
| 1-25-04 | Notre Dame, IN | L, 63-71 |
| 3-25-09 | Notre Dame, IN ^ | W, 77-67 |

*-Chicago Stadium

%-Freedom Hall (Louisville, KY)

#-NCAA Tournament (third round)

&-NCAA Tournament (second round)

@-Big Four Classic

^ Postseason NIT

Great Scott

• **Carleton Scott** provided Notre Dame with a consistent effort each night during the Old Spice Classic. Scott was the only Irish player to reach double figures in points during every game of the event. He notched double-doubles against both Georgia (11 pts., 11 rebs.) and California (16 pts., 10 rebs.). Scott registered 12 points and seven boards against Wisconsin and joined teammate **Tim Abromaitis** on the all-tournament team. His point totals against California and Wisconsin were team-best figures. That marked the first time in his career that he's led the Irish in scoring.

• Scott tied a career-high total with a season-high four blocked shots against Indiana State (Nov. 30).

Martin Makes An Impact

• Senior guard **Scott Martin** matched a season-high total with 15 points against Indiana State on Nov. 30. He also tallied 15 points versus Maine (Nov. 22). Those were his highest point outputs since he netted a career-high 17 points against Missouri State on Dec. 23, 2007, during his freshman season at Purdue.

• Martin did not play in 2008-09 due to NCAA transfer rules and he missed all of last season with an ACL injury.

• Martin reached double figures again with 11 points, to go along with six rebounds, against California (Nov. 26). He hauled down a season-high seven rebounds against Wisconsin (Nov. 28).

Shooting Stars

• The Fighting Irish shot a season best 57.7% (30-52) from the field in a 97-72 victory over Maine on Nov. 22.

• Against Maine, Notre Dame shot 92.6% from the free throw line (25-27). Prior to that performance, the last time the Irish shot above 90% from the charity stripe was on Jan. 30, 2010 vs. Rutgers (9-10).

• Six Notre Dame players (Abromaitis, Nash, Scott, Hansbrough, Cooley, Martin) reached double figures in points against Maine. It marked the first time the Irish had six double-digit scorers since Jan. 14, 2003 (vs. DePaul).

Tyrone Takes Control

• Senior forward **Tyrone Nash** netted a career-high 18 points versus Georgia on Nov. 25 during the first round of the Old Spice Classic. He followed that up with an 11-point effort against California (Nov. 26). That was his fifth straight game in double figures. It was the first time in his career that he reached double figures in five consecutive contests.

• Nash has two double-doubles this season. He registered 11 points and 10 rebounds, in addition to seven assists, versus Chicago State (Nov. 17) and followed that with 13 points and 11 boards against Maine (Nov. 22).

• Nash is tied for second on the team with 26 assists (3.3 apg) and is second in rebounds with 56 (7.8 rpg). His points-per-game total (12.5) also ranks third among all Irish players.

Double-Double Times Three

• **Tim Abromaitis, Tyrone Nash** and **Carleton Scott** all notched a double-double in the win over Chicago State on Nov. 17. It marked the first time three Irish players all recorded a double-double in the same game since Jan. 23, 2010, versus DePaul when Luke Harangody, Ben Hansbrough and Nash accomplished the feat.

Novembers To Remember

• Notre Dame head coach Mike Brey never has lost a home game in November during his 10-plus seasons with the Fighting Irish. Notre Dame is 35-0 all-time at Purcell Pavilion at the Joyce Center in November under Brey.

• Notre Dame teams traditionally have played well under Brey during the month of November. In his 11 seasons on the Irish bench, Brey's teams have compiled a 49-7 (.875) record.

Hansbrough Hits 1,000 Career Points

• Senior guard **Ben Hansbrough** posted 20 points in the season opener against Georgia Southern (Nov. 12). With his 12th point of the contest, Hansbrough reached the 1,000th point mark for his career that spans two playing seasons at Mississippi State (2006-08) and one at Notre Dame (2009-10).



Hitting The Century Mark

Notre Dame has scored at least 100 points 13 times during the Mike Brey era. Most recently, the Fighting Irish deposited 102 points on Nov. 17 versus Chicago State. Here are Notre Dame's 100-point outputs during Brey's tenure.

| Date | Opponent | Result |
|----------|------------------------|------------|
| 11/18/00 | Sacred Heart | W, 104-58 |
| 11/22/00 | Loyola (Chicago) | W, 107-68 |
| 2/9/02 | at Georgetown (4ot) | W, 116-111 |
| 12/14/02 | DePaul | W, 102-71 |
| 1/25/03 | at Boston College (ot) | W, 101-96 |
| 2/18/06 | at Seton Hall | W, 102-91 |
| 12/28/06 | Rider | W, 101-51 |
| 1/30/07 | at Syracuse | W, 103-91 |
| 12/8/07 | Northern Illinois | W, 108-62 |
| 12/2/08 | South Dakota | W, 102-76 |
| 2/21/09 | at Providence | W, 103-84 |
| 12/22/09 | Bucknell | W, 101-69 |
| 11/17/10 | Chicago State | W, 102-62 |

Taking Care Of The Basketball

Under Irish head coach Mike Brey, Notre Dame always has been a team that has had a high number of assists and very few turnovers. Here's a look at the Irish under Brey:

| | FGs | Assts | TOs | Asst/Bskt | Asst/TO |
|---------|-----|-------|-----|-----------|---------|
| 2000-01 | 814 | 527 | 434 | .647 | 1.21 |
| 2001-02 | 934 | 629 | 435 | .673 | 1.45 |
| 2002-03 | 917 | 558 | 446 | .609 | 1.25 |
| 2003-04 | 766 | 434 | 329 | .567 | 1.32 |
| 2004-05 | 671 | 415 | 341 | .618 | 1.22 |
| 2005-06 | 772 | 468 | 364 | .606 | 1.29 |
| 2006-07 | 869 | 552 | 414 | .635 | 1.33 |
| 2007-08 | 914 | 608 | 429 | .665 | 1.42 |
| 2008-09 | 988 | 601 | 343 | .608 | 1.75 |
| 2009-10 | 918 | 585 | 362 | .637 | 1.62 |
| 2010-11 | 206 | 142 | 88 | .689 | 1.61 |

Irish On The Road Under Brey

| | Away | Neutral | Overall |
|---------------|---------------|---------------|---------------|
| 2010-11 | 0-0 | 3-0 | 3-0 |
| 2009-10 | 3-6 | 3-3 | 6-9 |
| 2008-09 | 3-8 | 3-4 | 6-12 |
| 2007-08 | 5-4 | 3-4 | 8-8 |
| 2006-07 | 3-5 | 3-3 | 6-8 |
| 2005-06 | 4-7 | 0-2 | 4-9 |
| 2004-05 | 4-6 | 0-1 | 4-7 |
| 2003-04 | 6-5 | 2-1 | 8-6 |
| 2002-03 | 4-5 | 6-3 | 10-8 |
| 2001-02 | 8-4 | 5-3 | 13-7 |
| 2000-01 | 6-4 | 2-2 | 8-6 |
| Totals | 46-54 | 30-26 | 76-80 |
| | (.460) | (.536) | (.487) |

Ironmen

• **Tim Abromaitis**, **Ben Hansbrough** and **Tyrone Nash** all have played in the past 43 contests. Nash and Hansbrough both have started all 43 of those contests. Overall, Nash has played in a team-best 58 straight contests. The last game he did not play in was at Cincinnati on Feb. 4, 2009.

Draining From Deep

• The Irish drained 10 or more three pointers in three straight games earlier this season. Notre Dame went 10-28 from behind the arc against Liberty (Nov. 14) and followed that up with 12 treys, on 31 attempts, against Chicago State (Nov. 17). Notre Dame also hit 12 three-pointers, on 18 attempts, versus Maine on Nov. 22.

• Notre Dame went 8-11 from three-point range in the first half against Maine on Nov. 22. The eight made treys matched a season-high total for a half for the Irish. Notre Dame made eight three-pointers in the second half versus Chicago State.

• The Fighting Irish are 63-174 (.362) from three-point range this season.

382 And Counting

• Heading into tonight's contest against Kentucky, Notre Dame has made at least one three-pointer in 382 straight contests dating back to the 1998-99 campaign. The Fighting Irish have made at least one three pointer during every game of the Mike Brey era. The last time an Irish team failed to hit a three-pointer in a game was in a 101-70 loss to Connecticut at the Hartford Civic Center on Jan. 12, 1999. Notre Dame finished 0-7 from beyond the arc in that contest. In 2008-09, the Irish set a single-season three-point record with 319.

Jack Attack

• Sophomore forward **Jack Cooley** scored a career-high 13 points on 6-7 shooting from the field against Maine on Nov. 22. It was the second double-digit scoring output this season for Cooley, who netted a then career-high 11 points versus Georgia Southern in the season opener. Cooley is 15-24 (.625) from the field this season.

Home Cooking

• Notre Dame opened the season by playing its first four games at home and will play eight of its 12 non-league opponents at home before opening up BIG EAST play against Georgetown on Wednesday, Dec. 29.

• Notre Dame's first games away from Purcell Pavilion at the Joyce Center were at the Old Spice Classic at the ESPN Wide World of Sports Complex in Orlando, Fla., Nov. 25-28.

• Notre Dame's marquee matchup at home will be against Gonzaga on Saturday, Dec. 11. The first-ever matchup between the two schools is part of a two-game series. The Irish will head to Spokane during the 2011-12 campaign.

Home Court Advantage

• Notre Dame has won 74 of its last 80 (.925) home games and is 31-5 (.861) in its last 36 BIG EAST regular-season home contests.

Impressive Opening Debut

• With its 98-61 win over Georgia Southern, Notre Dame now is 88-18 (.830) in season openers and 37-6 (.860) all-time in openers at Purcell Pavilion at the Joyce Center.

• Irish teams now are 11-0 all-time in season openers under head coach Mike Brey.

• The 98 points put up by the Irish were the highest point total in a season opener since a 99-53 victory over New Hampshire to start the 2001-02 season.

• The 37-point margin of victory was the largest in a season opener since a 43-point win (92-49) against IPFW to start the 2006-07 campaign.

• The 62 points scored by the Irish in the first half en route to a 62-23 halftime lead matched the most ever by Notre Dame team under head coach Mike Brey. Previously, Notre Dame had 62 points in the first half against Loyola-Chicago on Nov. 22, 2000.

Tom Knight Gets Into The Act

• After sitting out all of last season, sophomore forward **Tom Knight** scored the first points of his career in the season opener against Georgia Southern as he finished with seven points and four rebounds in nine minutes of action.



2010-11 Mike Brey Radio Show

The Mike Brey Radio Show is broadcast live from Legends on the campus of the University of Notre Dame. on Thursday nights at 7:00 pm during the basketball season. Irish fans can join head coach Mike Brey as well as Irish players for an in-depth look inside Notre Dame basketball. Notre Dame Men's Basketball Network play-by-play announcer Jack Nolan hosts the show which can be heard locally on NewsTalk 960 WSBT-AM and worldwide on www.und.com. The show will re-air on Friday nights on College Sports Nation on Sirius Radio (122) and XM (143).

Schedule

| | |
|----------|-----------------------|
| Show #1 | Thursday, December 2 |
| Show #2 | Thursday, December 9 |
| Show #3 | Thursday, December 16 |
| Show #4 | Thursday, December 30 |
| Show #5 | Thursday, January 6 |
| Show #6 | Thursday, January 13 |
| Show #7 | Thursday, January 20 |
| Show #8 | Thursday, January 27 |
| Show #9 | Monday, February 7 |
| Show #10 | Thursday, February 17 |
| Show #11 | Thursday, February 24 |
| Show #12 | Thursday, March 3 |

2010-11 BIG EAST Teleconferences

(Contact the BIG EAST Conference for teleconference number information)

Jan. 6, Jan. 20, Feb. 3 and Feb. 17

| | |
|------------|-------------------------------|
| 11:00 a.m. | Buzz Williams, Marquette |
| 11:08 a.m. | Bob Huggins, West Virginia |
| 11:16 a.m. | Keno Davis, Providence |
| 11:24 a.m. | Jim Calhoun, Connecticut |
| 11:32 a.m. | Steve Lavin, St. John's |
| 11:40 a.m. | Jamie Dixon, Pittsburgh |
| 11:48 a.m. | Kevin Willard, Seton Hall |
| 11:56 a.m. | John Thompson III, Georgetown |

Jan. 13, Jan. 27, Feb. 10 and Feb. 24

| | |
|------------|------------------------------|
| 11:00 a.m. | Jay Wright, Villanova |
| 11:08 a.m. | Stan Heath, USF |
| 11:16 a.m. | Mike Brey, Notre Dame |
| 11:24 a.m. | Mike Rice, Rutgers |
| 11:32 a.m. | Oliver Purnell, DePaul |
| 11:40 a.m. | Mick Cronin, Cincinnati |
| 11:48 a.m. | Jim Boeheim, Syracuse |
| 11:56 a.m. | Rick Pitino, Louisville |

Watch the Irish on UND.com ...

UND.com, the official web site of the University of Notre Dame athletics department, will feature a free broadcast for all Notre Dame non-conference home games during the 2010-11 season. The live streaming feed will feature the official radio play-by-play call from Jack Nolan and LaPhonso Ellis. Here is the list of games that will be carried by und.com ...

| | | |
|---------|------------------|----------------|
| Nov. 12 | Georgia Southern | 8:30 p.m. (ET) |
| Nov. 14 | Liberty | 2:00 p.m. (ET) |
| Nov. 17 | Chicago State | 7:30 p.m. (ET) |
| Nov. 22 | Maine | 7:30 p.m. (ET) |
| Nov. 30 | Indiana State | 7:30 p.m. (ET) |
| Dec. 19 | Stony Brook | 4:30 p.m. (ET) |
| Dec. 22 | UMBC | 7:30 p.m. (ET) |

2010-11 Notre Dame Basketball Radio Affiliates

Notre Dame Sports Properties originates the Notre Dame Radio Network which includes: WSBT AM 960 (South Bend, Ind.); WLS AM 890 (Chicago, Ill.); WXNT-AM 1430 in Indianapolis, Ind.; WNUY-FM 100.1 (Fort Wayne, Ind.); WRSW ESPN 1480 AM (Warsaw, Ind.); WEFM FM 95.9 (Michigan City, Ind.); WLUV-AM 1520 (Rockford, Ill.); WVIL-FM 101.3 (Jacksonville/Peoria, Ill.); WJLS-AM 560 (Beckley, W.Va.); WKKX-AM 1600 (Wheeling, W.Va.); SIRIUS Satellite (159) and XM Radio (117); and worldwide on www.und.com.

No Opening Game Jitters For These Rookies

• Freshmen **Eric Atkins** and **Alex Dragicevich** showed little signs of opening night jitters in their collegiate debuts against Georgia Southern (Nov. 12). Atkins played 22 minutes and scored nine points, grabbed three rebounds and dished off three assists. He made all four of field goal attempts and turned the ball over just twice. Dragicevich played 10 minutes and finished with nine points and grabbed three rebounds.

• Against Chicago State on Nov. 17, Atkins became the first Irish freshman to start a game since Luke Harangody and Tory Jackson started against Winthrop in the first round of the 2007 NCAA Tournament.

• By scoring 10 points against Liberty (Nov. 14) and 12 more versus Chicago State (Nov. 17), Atkins became the first Irish freshman to reach double figures in consecutive games since Harangody did so during the 2006-07 campaign.

• Atkins is averaging 7.4 points per game and he is tied for second on the team with 26 assists (3.3 apg). He is averaging 26.6 minutes per game and boasts a team-best 2.36 assist-to-turnover ratio.

Conference Call

• Notre Dame will face three America East Conference schools during the 2010-11 campaign — Maine (Nov. 22), Stony Brook (Dec. 19) and UMBC (Dec. 22). Irish teams are 12-0 all-time versus schools from the America East, including the 97-72 win over Maine on Nov. 22. The Irish also will meet two SEC foes during the season. Notre Dame topped Georgia 89-83 in double-overtime in the Old Spice Classic. The Irish face Kentucky on Wednesday in the SEC/BIG EAST Invitational.

Irish Take Shot At Fifth Straight 20-Win Campaign

• Notre Dame will be aiming for its fifth consecutive 20-win campaign and eighth in the last 11 seasons under head coach Mike Brey. The last time Irish teams reached the 20-win mark in five straight campaigns was from 1983-89 when those Notre Dame squads under Digger Phelps strung together six consecutive 20-win seasons.

Postseason Stretch

• Notre Dame has earned appearances in the postseason in each of the last 11 years, which marks the longest stretch in school history. The Irish have been to the NCAA Tournament on six occasions and the National Invitation Tournament (NIT) five times during this current stretch. Under head coach Mike Brey, Notre Dame has played in the NCAAs six times and NIT four times.

BIG EAST Formula For Success

• Since his arrival at Notre Dame, head coach Mike Brey has led the Irish to a 98-68 (.590) record in BIG EAST regular-season games and a 6-10 mark in tournament play for an overall record of 104-78 (.571) against league foes. Brey's Irish teams have won 10 or more conference regular-season games in six of his 10 seasons. Prior to his arrival at Notre Dame, Irish teams had just a 35-53 (.398) regular-season record from 1995-2000.

BIG EAST Turnaround

• During head coach Mike Brey's tenure, Irish teams have only had two losing seasons in BIG EAST play — 6-10 in 2005-06 and 8-10 in 2008-09. Since the 2005-06 campaign when the Irish finished 6-10 after beginning the BIG EAST regular-season with a 1-8 record, Notre Dame has gone 48-29 (.623) over the last 77 regular-season contests. In addition to Notre Dame, only four other BIG EAST teams have had records of .500 or better eight or more times — Pittsburgh and Syracuse (nine times) and Notre Dame, Connecticut and Villanova (eight times).

BIG EAST Repeats

• For the fourth consecutive season, Notre Dame will meet Connecticut in a home-and-home series during the 2010-11 BIG EAST regular season. In addition to the Huskies, the Irish also are slated to play Marquette and St. John's twice this season. This will be the fourth year since the expansion to 16 teams that the Conference will employ an 18-game regular-season slate with all team playing each other once and three opponents twice in a home-and-away format. Notre Dame's single-game home opponents will be Cincinnati, Georgetown, Louisville, Rutgers, Seton Hall and Villanova. The road slate also will feature visits to DePaul, Pittsburgh, Providence, USF, Syracuse and West Virginia.

Irish To Appear On Three BIG Monday Broadcasts

• As part of its 18-game national television slate in 2010-11, Notre Dame will be part of three ESPN Big Monday broadcasts. The first appearance for the Fighting Irish will be when head coach Mike Brey's squad travels to the Bradley Center



2010-11 BIG EAST Preseason Coaches' Poll

| | Pts. |
|----------------------|------------|
| 1. Pittsburgh (12) | 222 |
| 2. Villanova (1) | 208 |
| 3. Syracuse (2) | 187 |
| 4. Georgetown | 173 |
| 5. West Virginia | 164 |
| 6. St. John's (1) | 145 |
| 7. NOTRE DAME | 123 |
| 8. Louisville | 121 |
| Marquette | 121 |
| 10. Connecticut | 113 |
| 11. Seton Hall | 104 |
| 12. Cincinnati | 91 |
| 13. USF | 54 |
| 14. Providence | 36 |
| 15. Rutgers | 32 |
| 16. DePaul | 26 |

*First-place votes in parentheses

BIG EAST Preseason Player of the Year

Austin Freeman, Georgetown, Sr., G

BIG EAST Preseason Rookie of the Year

Fab Melo, Syracuse

Preseason All-BIG EAST First Team

Austin Freeman, Georgetown, Sr., G

Kemba Walker, Connecticut, Jr., G

Ashton Gibbs, Pittsburgh, Jr., G

Jeremy Hazell, Seton Hall, Sr., G

Corey Fisher, Villanova, Sr., G

Kevin Jones, West Virginia, Jr., F

Preseason All-BIG EAST Second Team

Chris Wright, Georgetown, Sr., G

Jimmy Butler, Marquette, Sr., F

Tim Abromaitis, Notre Dame, Sr., F

D.J. Kennedy, St. John's, Sr., G/F

Kris Joseph, Syracuse, Jr., F

Preseason All-BIG EAST Honorable Mention

Yancy Gates, Cincinnati, Sr., F

Darius Johnson-Odom, Marquette, Jr., G

Rick Jackson, Syracuse, Sr., F

in Milwaukee, Wis., to take on Marquette at 7:00 p.m. (ET) on Jan. 10 in a game that will be shown on ESPN2. Notre Dame's matchup at Pittsburgh on Jan. 24 at 7:00 p.m. (ET) at the Petersen Events Center will be shown on ESPN. The ESPN Big Monday cameras will make their only appearance at Purcell Pavilion at the Joyce Center at 7:00 p.m. (ET) on Feb. 28 when the Irish take on Villanova.

Lights, Camera, Action

• More than half of the 144 regular-season BIG EAST Conference men's basketball games will be seen on national television during the 2010-11 season, once again giving BIG EAST teams unprecedented exposure on the nation's leading television outlets. In total, 73 of the regular-season contests will be on national television — either on CBS Sports, ESPN, ESPN2 or ESPNU. This will mark the fourth straight season in which all 144 regular-season league games will be televised.

106 Years Young

• The 2010-11 campaign marks the 106th season of basketball at Notre Dame and the 16th season as a member of the BIG EAST Conference. Notre Dame teams have posted a 1682-920 record for a .646 winning percentage. In 15 seasons as a member of the BIG EAST, the Irish own a 133-121 (.523) record all-time in conference regular-season play.

The Captains

• Seniors **Tim Abromaitis**, **Ben Hansbrough**, **Tyrone Nash** and **Carleton Scott** will serve as captains during the 2010-11 season. All four are captains for the first time in their careers.

Elder Statesman

• Mike Brey is in his 11th season along the Irish sidelines and is the third-longest tenured coach in the BIG EAST, behind only Jim Boeheim of Syracuse and Jim Calhoun of Connecticut. Brey stands sixth all-time in the BIG EAST with 100 victories (104-78 overall that includes regular-season and tournament contests). He is the sixth coach in BIG EAST history to record 100 conference wins.

BIG EAST All-Time Winningest Coaches By Victories

(Includes conference regular-season and championship games)

| | |
|---------------------------------|------------|
| 1. Jim Boeheim, Syracuse | 371 |
| 2. Jim Calhoun, Connecticut | 289 |
| 3. John Thompson, Georgetown | 231 |
| 4. Lou Carnesecca, St. John's | 139 |
| 5. Rollie Massimino, Villanova | 123 |
| 6. Mike Brey, Notre Dame | 104 |

Basketball Bloodlines

• This year's Notre Dame roster features several players with some strong basketball bloodlines:

• **Tim Abromaitis** - His father, Jim, played basketball at the University of Connecticut (1975-80) and was drafted by the New Jersey Nets. His brother, Jason, played basketball at Yale (2003-07).

• **Mike Broghammer** - His uncle, Christian Laettner, played professional basketball for 13 seasons and was a member of the 1992 gold medal Dream Team. He played for Duke University (1988-92) and led the Blue Devils to national championships in 1991 and 1992.

• **Joey Brooks** - His father, Lott J. Brooks, III, played college basketball at Eckerd College (1974-78).

• **Jerian Grant** - His father, Harvey, played basketball at the University of Oklahoma (1986-88), and was the 12th pick overall in the 1988 NBA Draft and played from 1988-99 in the NBA. His uncle, Horace Grant, played at Clemson, and was the 10th overall pick in the NBA Draft by the Chicago Bulls. He is the owner of four NBA championship rings. His older brother, Jerai, is a senior on the Clemson basketball team, while a younger brother, Jerami is a junior on the DeMatha basketball team.

• **Ben Hansbrough** - His brother, Tyler, played basketball at the University of North Carolina (2005-09). A three-time All-American, he was the 2008 National Player of the Year and led the Tar Heels to the 2009 national championship. Currently, he is in his second season with the Indiana Pacers, and was the 13th pick overall in the 2009 NBA Draft.

• **Tom Knight** - His father, Karl, played basketball at Bowdoin (1976-80).



Irish In The NCAA Rankings

(as of Dec. 5)

TEAM

Winning Percentage

1t. 1.000 (tied with 18 others)

Rebound Margin

5. +12.4

(National Leader: Pittsburgh, +16.2)

Assist-To-Turnover Ratio

6. 1.61

(National Leader: Wisconsin, 1.80)

Assists Per Game

14. 17.8

(National Leader: Kansas, 21.1)

Scoring Margin

15. +19.8

(National Leader: Kansas, +30.4)

Turnovers Per Game

15. 11

(National Leader: Wisconsin, 8.8)

INDIVIDUAL

Three-Point Field Goal Percentage

9. Ben Hansbrough, 54.8%

(National Leader:

John Shurna, Northwestern, 66.7%)

DeMatha Connection

• **Jerian Grant** is the first Irish basketball player from DeMatha High School to attend Notre Dame during the Mike Brey era. Brey played and coached at DeMatha and also is the alma mater of assistant coach Rod Balanis. Former Irish players who also played at DeMatha include Bob Whitmore (1967-69), Sid Catlett (1969-71) and Adrian Dantley (1974-76).

Irish Ink One For 2011

• **Pat Connaughton**, a 6-5, 195-pound swingman from Arlington, Mass., was the lone early-November 2011 signee for head coach Mike Brey.

• A four-year starter at St. John's Prep in Danvers, Mass., Connaughton averaged 24.0 points and 17.9 rebounds in 2009-10 as he led St. John's to one of the best seasons in program history as the squad finished with a 21-3 mark that included a 15-game win streak during the season. In addition, his squad won the Catholic Conference championship and finished the regular season with a 7-1 league record. His team was ranked seventh in the final Massachusetts state poll after making the school's first appearance since 1974 in the Division 1 state finals.

• Connaughton was the only junior selected to the Boston Globe Super Team and the Boston Herald High Dream Team. He was selected as Most Valuable Player (MVP) of the Catholic Conference and was named to the Catholic Conference All-Star Team. In addition, he was selected as his team's MVP and served as team captain.

• He is ranked 73rd nationally by Scout.com and 100th by ESPNU.

Brey Serving as Chairman of NCAA Men's Basketball Rules Committee

• **Mike Brey** was elected chair of the 2010-11 NCAA Men's Basketball Rules Committee in May 2010 and is serving his fourth year on the rules committee.

Adidas And Notre Dame Unveil Lightest, Most Technologically Advanced College Basketball Uniforms

• At the start of the 2010-11 basketball season, adidas and the University of Notre Dame basketball teams unveiled the lightest and most technologically advanced college basketball uniforms ever. Designed and developed by adidas, the uniforms are 30 percent lighter and dry twice as fast as previous uniforms to help enhance the Fighting Irish's performance by keeping players cooler, drier and more comfortable on the court.

• The new Notre Dame uniforms, made from 60 percent recycled materials, feature adidas' Formotion technology, which reduces seams, decreases friction between the garment and the player's skin and optimizes the player's natural movement through specially constructed material. adidas reduced uniform weight and increased player comfort by switching front and back numbers from heavier, dense materials to a more breathable mesh.

• The new Notre Dame uniform absorbs moisture in less than three seconds as a result of adidas CLIMACOOL fabrics. The jersey moves heat and sweat away from the body through a combination of moisture management materials, ventilation channels and three dimensional garments, helping the uniform dry twice as quickly.

• Along with Notre Dame, 10 other schools will debut the new uniforms this season, including Cincinnati, Indiana, Kansas, Louisville, Michigan, Nebraska, North Carolina State, Tennessee, UCLA and Wisconsin.

• In addition to the NCAA teams wearing the new uniforms, all 30 NBA teams will wear Revolution 30 jerseys this season featuring similar adidas technology.



GAME-BY-GAME STARTING LINEUPS

| Date | Opponent (Result) | Starting Lineup | No. of Times | Record With Lineup |
|-------|-----------------------------|---|--------------|--------------------|
| 11/12 | Georgia Southern (W, 98-61) | Abromaitis-Hansbrough-Martin-Nash-Scott | 1 | 1-0 |
| 11/14 | Liberty (W, 72-51) | Abromaitis-Hansbrough-Martin-Nash-Scott | 2 | 2-0 |
| 11/17 | Chicago State (W, 102-62) | Abromaitis-Atkins-Hansbrough-Nash-Scott | 1 | 1-0 |
| 11/22 | Maine (W, 97-72) | Abromaitis-Hansbrough-Martin-Nash-Scott | 3 | 3-0 |
| 11/25 | Georgia (W, 89-83 2ot) | Abromaitis-Hansbrough-Martin-Nash-Scott | 4 | 4-0 |
| 11/26 | California (W, 57-44) | Abromaitis-Hansbrough-Martin-Nash-Scott | 5 | 5-0 |
| 11/28 | Wisconsin (W, 58-51) | Abromaitis-Hansbrough-Martin-Nash-Scott | 6 | 6-0 |
| 11/30 | Indiana State (W, 81-72) | Abromaitis-Hansbrough-Martin-Nash-Scott | 7 | 7-0 |

Notre Dame's Record in 2010-11 when ...

| | |
|--|-----|
| Played at the Purcell Pavilion..... | 5-0 |
| Played on the road..... | 0-0 |
| Played at a neutral site..... | 3-0 |
| BIG EAST Conference record (all games) | 0-0 |
| Non-conference record | 8-0 |
| Leading at halftime..... | 7-0 |
| Trailing at halftime..... | 1-0 |
| Tied at halftime..... | 0-0 |
| Playing an overtime game..... | 1-0 |
| Shoots .500 or better | 2-0 |
| Shoots .500 or less..... | 6-0 |
| Opponents shoots .500 or less..... | 7-0 |
| Shoots better than opponent..... | 8-0 |
| Shoots worse than opponent..... | 0-0 |
| Shoots same as opponent | 0-0 |
| Makes more free throws than opponent..... | 7-0 |
| Makes less free throws than opponent | 1-0 |
| Same number of free throws | 0-0 |
| Outrebounds opponents | 8-0 |
| Outrebounded by opponent | 0-0 |
| Same number of rebounds..... | 0-0 |
| Has more turnovers than opponent..... | 4-0 |
| Has fewer turnovers than opponent..... | 4-0 |
| Has same number of turnovers | 0-0 |
| Bench outscores opponent's bench..... | 3-0 |
| Outscored by opponent's bench | 4-0 |
| Bench points are the same..... | 1-0 |
| Plays a ranked opponent..... | 0-0 |
| Makes 10 or more three-pointers | 3-0 |
| No Notre Dame player fouls out..... | 7-0 |
| One Notre Dame player fouls out..... | 1-0 |
| Two or more Notre Dame players foul out..... | 0-0 |
| Wears White Uniforms | 5-0 |
| Wears Blue Uniforms | 1-0 |
| Wears Gold Uniforms..... | 2-0 |
| Wears Black Uniforms..... | 0-0 |

| | |
|---|-----|
| Plays in an In-Season Tournament..... | 3-0 |
| Plays on Television | 3-0 |
| Plays in November | 8-0 |
| Plays in December | 0-0 |
| Plays in January | 0-0 |
| Plays in February | 0-0 |
| Plays in March..... | 0-0 |
| Plays in Day Games..... | 1-0 |
| Plays in Night Games | 7-0 |
| Plays on Sundays..... | 2-0 |
| Plays on Mondays..... | 1-0 |
| Plays on Tuesdays | 1-0 |
| Plays on Wednesdays | 1-0 |
| Plays on Thursdays..... | 1-0 |
| Plays on Fridays..... | 2-0 |
| Plays on Saturdays | 0-0 |
| Final Margin is 5 points or less | 0-0 |
| Final Margin is 6-10 points | 3-0 |
| Final Margin is 11-20 points | 1-0 |
| Final Margin is 20-plus points..... | 4-0 |
| Has a player score 20-plus points | 5-0 |
| Has a player score 30-plus points | 0-0 |
| Scores 59 points or less | 2-0 |
| Scores 60-69 points..... | 0-0 |
| Scores 70-79 points..... | 1-0 |
| Scores 80-89 points..... | 2-0 |
| Scores 90-plus points..... | 3-0 |



Head Coach Mike Brey

2007 & 2008 BIG EAST Coach of the Year
Third Longest Tenured Coach in BIG EAST
Record at Notre Dame: 219-113 (.660)
Overall Record: 318-165 (.658)

- 24-year veteran of the college ranks...
 - University of Notre Dame (head coach)
2000-10 (11th season)
 - University of Delaware (head coach)
1995-2000 (five seasons)
 - Duke University (assistant coach)
1987-95 (nine seasons)

| | Overall | BIG EAST (regular season) |
|---------|-----------------------|----------------------------------|
| 2000-01 | 20-10 | 11-5 (1st place-West Division) |
| 2001-02 | 22-11 | 10-6 (2nd place-West Division) |
| 2002-03 | 24-10 | 10-6 (3rd place-West Division) |
| 2003-04 | 19-13 | 9-7 (7th place) |
| 2004-05 | 17-12 | 9-7 (6th place) |
| 2005-06 | 16-14 | 6-10 (t11th place) |
| 2006-07 | 24-8 | 11-5 (4th place) |
| 2007-08 | 25-8 | 14-4 (t2nd place) |
| 2008-09 | 21-15 | 8-10 (t9th place) |
| 2009-10 | 23-12 | 10-8 (t7th place) |
| 2010-11 | 8-0 | 0-0 |
| | 219-113 (.660) | 98-68 (.590) |

- Has guided eight of his 15 teams to NCAA tournament play; has led a team to postseason play 13 times (five NIT appearances)
- Has mentored two BIG EAST Player of the Year honorees — Troy Murphy (2001) and Luke Harangody (2008) — and nine first-team all-BIG EAST honorees
- Spent eight years as an assistant coach under Mike Krzyzewski at Duke and during that time the Blue Devils advanced to the Final Four six times and won national championships in both 1991 and '92
- Played at DeMatha High School under legendary coach Morgan Wootten and graduated from there in 1977. Also served as an assistant coach for Wootten from 1982-87
- Received DeMatha High School's Distinguished Alumnus Award in October 2003
- Awarded an honorary monogram by the Notre Dame Monogram Club in December of 2006 and inducted in University of Delaware Athletic Hall of Fame in November of 2007
- Recipient of 2003 Coaches vs. Cancer Champion Award in recognition of his fund-raising efforts for the Coaches vs. Cancer Program and a member of the CVC National Council
- Along with wife Tish received the Distinguished Service Award and the 2007 March of Dimes Franklin D. Roosevelt Award. The couple has raised nearly \$2 million for the South Bend/Michiana area



Mike Brey vs. Ranked Opponents:

Overall: 30-62

at Notre Dame: 30-55

(2009-10: 4-4; 2008-09: 3-9; 2007-08: 2-6; 2006-07: 4-2;
2005-06: 1-7; 2004-05: 2-5; 2003-04: 2-8; 2002-03: 5-6;
2001-02: 3-6; 2000-01: 4-3)

at Delaware: 0-6

Mike Brey in Overtime Games at Notre Dame:

Overall: 6-7

at Georgetown (2/9/02)W, 116-111 (4 OT)

at Boston College (1/25/03) W, 101-96

vs. Georgetown (2/1/03) W, 93-92 (2OT)

at Pittsburgh (1/4/06) L, 97-100 (2OT)

vs. Georgetown (1/24/06) L, 82-85 (2OT)

at Louisville (2/4/06) L, 86-89

at Connecticut (2/21/06) L, 74-75

at Michigan (3/20/06) L, 84-87 (2OT)

vs. Providence (1/31/08)W, 81-74

at Louisville (1/12/09) L, 73-87

at Louisville (2/17/10) L, 89-91 (2OT)

at Marquette (3/6/10) W, 63-60

vs. Georgia (11/25/10)..... W, 89-83 (2OT)

Irish Record Under Brey In Games Decided By ...

| | |
|--------------|----------------|
| 1 point | 11-11 |
| 2 points | 6-11 |
| 3 points | 14-16 |
| 4 points | 3-6 |
| 5 points | 5-7 |
| 6 points | 11-5 |
| 7 points | 16-7 |
| 8 points | 5-10 |
| 9 points | 7-4 |
| 10 points | 12-6 |
| 11-15 points | 44-20 |
| 16-20 points | 27-8 |
| 21-30 points | 24-2 |
| 31-40 points | 24-0 |
| 41-50 points | 10-0 |
| 50+points | 0-0 |
| Total | 219-113 |



BIG EAST Coaching Percentage

Regular Season and BIG EAST Tournament

| | W-L | Pct. | Yrs. | Tour. | Pct. |
|--|----------------|-------------|-----------|--------------|-------------|
| 1. Jamie Dixon, Pittsburgh | 94-41 | .696 | 8 | 11-6 | .647 |
| 2. John Thompson, Georgetown | 231-123 | .653 | 20 | 33-13 | .717 |
| 3. Bob Huggins, West Virginia | 41-22 | .651 | 4 | 7-2 | .778 |
| 4. Jim Boeheim, Syracuse | 371-204 | .645 | 32 | 45-26 | .634 |
| 5. Jim Calhoun, Connecticut | 289-163 | .639 | 25 | 28-18 | .609 |
| 6. Lou Carnesecca, St. John's | 139-80 | .635 | 13 | 12-11 | .522 |
| 7. Buzz Williams, Marquette | 26-15 | .634 | 3 | 3-2 | .600 |
| 8. Rick Pitino, Providence/Louisville | 81-48 | .628 | 8 | 5-6 | .455 |
| 9. John Thompson III, Georgetown | 74-44 | .627 | 7 | 11-5 | .688 |
| 10. Mike Jarvis, St. John's | 57-36 | .613 | 5 | 7-4 | .636 |
| 11. Tom Crean, Marquette | 34-22 | .607 | 3 | 3-3 | .500 |
| 12. Ben Howland, Pittsburgh | 43-29 | .597 | 4 | 8-3 | .727 |
| 13. Jay Wright, Villanova | 98-69 | .587 | 10 | 8-9 | .471 |
| 14. Rollie Massimino, Villanova | 123-92 | .572 | 12 | 13-12 | .520 |
| 15. Mike Brey, Notre Dame | 104-78 | .571 | 11 | 6-10 | .375 |

BIG EAST Coaching Wins

Regular Season and BIG EAST Tournament

| | W-L | Pct. | Yrs. | Tour. | Pct. |
|------------------------------------|----------------|-------------|-----------|--------------|-------------|
| 1. Jim Boeheim, Syracuse | 371-204 | .645 | 32 | 45-26 | .634 |
| 2. Jim Calhoun, Connecticut | 289-163 | .639 | 25 | 28-18 | .609 |
| 3. John Thompson, Georgetown | 231-123 | .653 | 20 | 33-13 | .717 |
| 4. Lou Carnesecca, St. John's | 139-80 | .635 | 13 | 12-11 | .522 |
| 5. Rollie Massimino, Villanova | 123-92 | .572 | 12 | 13-12 | .520 |
| 6. Mike Brey, Notre Dame | 104-78 | .571 | 11 | 6-10 | .375 |
| 7. Jay Wright, Villanova | 98-69 | .587 | 10 | 8-9 | .471 |
| 8. Steve Lappas, Villanova | 97-79 | .551 | 9 | 10-8 | .556 |
| 9. Jamie Dixon, Pittsburgh | 94-41 | .696 | 8 | 11-6 | .647 |
| 10. P.J. Carlesimo, Seton Hall | 90-130 | .409 | 9 | 13-10 | .565 |

Bold indicates active BIG EAST head coach



Notre Dame Highs and Lows Under Mike Brey

Notre Dame – Team Game Highs (1st Half)

| | |
|-----------------------------|---|
| Points | 62 vs. Loyola-Chicago (11/22/00) |
| Field Goals Made | 24 vs. IPFW (11/10/06)* |
| Field Goals Attempted | 43 vs. New Hampshire (11/16/01)* |
| Field Goal Percentage | 75.0% (18-24) vs. West Virginia (1/9/10)* |
| 3 PT Field Goals Made | 14 vs. South Dakota (12/2/08)* |
| 3 PT Field Goals Attempted | 23 vs. South Dakota (12/2/08)* |
| 3 PT Field Goals Percentage | 85.7% (6-7) vs. West Virginia (1/9/10)* |
| Free Throws Made | 18 vs. Liberty (11/22/09)* |
| Free Throws Attempted | 18 vs. Maine (11/22/10)* |
| Free Throw Percentage | 100.0% on 17 occasions |
| Total Rebounds | 32 vs. Chicago State (11/17/10)* |
| Offensive Rebounds | 15 vs. Savannah State (12/22/08)* |
| Defensive Rebounds | 24 vs. Northern Illinois (11/28/07)* |
| Assists | 19 vs. Canisius (12/19/00)* |
| Steals | 12 vs. New Hampshire (11/16/01)* |
| Blocked Shots | 13 vs. Belmont (11/17/02)* |
| Turnovers | 14 vs. Monmouth (11/16/07) |
| Fouls | 11 vs. Villanova (1/8/05)* |
| | 11 vs. Georgia Southern (11/12/10)* |

Notre Dame – Team Game Highs (2nd Half)

| | |
|-----------------------------|----------------------------------|
| Points | 68 vs. Georgetown (4OT) (2/9/02) |
| Field Goals Made | 24 vs. Pittsburgh (1/4/06) |
| Field Goals Attempted | 63 vs. Georgetown (4OT) (2/9/02) |
| Field Goal Percentage | 72.0% vs. Lafayette (11/14/06) |
| 3 PT Field Goals Made | 11 vs. St. John's (3/6/04) |
| 3 PT Field Goals Attempted | 11 vs. North Carolina (11/26/08) |
| 3 PT Field Goals Percentage | 24 vs. Pittsburgh (1/4/06) |
| Free Throws Made | 27 vs. Seton Hall (2/18/06) |
| Free Throws Attempted | 32 vs. California (11/26/10) |
| Free Throw Percentage | 100.0% on four occasions |
| Total Rebounds | 34 vs. Seton Hall (1/8/01) |
| Offensive Rebounds | 15 vs. Army (12/19/04)* |
| Defensive Rebounds | 25 vs. Sacred Heart (11/18/00)* |
| Assists | 16 vs. Army (12/19/04)* |
| Steals | 16 vs. Maine (11/22/10)* |
| Blocked Shots | 14 vs. New Hampshire (11/16/01)* |
| Turnovers | 6 vs. Belmont (11/17/02)* |
| | 6 vs. IUPUI (12/9/09)* |
| Fouls | 13 vs. Niagara (12/21/05)* |
| | 13 vs. Marquette (1/12/08) |
| | 26 vs. Pittsburgh (1/4/06) |

Notre Dame – Team Game Highs (Total)

| | |
|-----------------------------|---|
| Points | 116 vs. Georgetown (4OT) (2/9/02) |
| Field Goals Made | 42 vs. Canisius (12/19/00)* |
| Field Goals Attempted | 94 vs. Georgetown (4OT) (2/9/02) |
| Field Goal Percentage | 66.7% (34-51) vs. Pittsburgh (1/30/02)* |
| 3 PT Field Goals Made | 19 vs. South Dakota (12/2/08)*# |
| 3 PT Field Goals Attempted | 44 vs. Canisius (12/22/00) |
| 3 PT Field Goals Percentage | 72.7% (16-22) vs. Loyola Chicago (11/22/00)*# |
| Free Throws Made | 33 vs. Seton Hall (2/18/06) |
| Free Throws Attempted | 45 vs. Columbia (12/23/05)* |
| Free Throw Percentage | 100% (5-5) vs. Illinois (3/22/03) |
| | 100% (19-19) vs. Villanova (1/8/05)*# |
| Total Rebounds | 64 vs. Georgetown (4OT) (2/9/02) |
| Offensive Rebounds | 24 vs. Seton Hall (1/8/01) |
| Defensive Rebounds | 41 vs. Northern Illinois (12/8/07)* |
| Assists | 32 vs. Canisius (12/19/00)*# |
| Steals | 26 vs. New Hampshire (11/16/01)*# |
| Blocked Shots | 19 vs. Belmont (12/17/02)*# |
| Turnovers | 24 vs. Marquette (1/12/08) |
| Fouls | 32 vs. Pittsburgh (1/4/06) |

Notre Dame – Team Game Lows (1st Half)

| | |
|-----------------------------|--|
| Points | 17 vs. Connecticut (3/3/10)* |
| Field Goals Made | 6 vs. Connecticut (2/21/04)* |
| Field Goals Attempted | 21 vs. Cincinnati (1/15/08)* |
| Field Goal Percentage | 18.8% (6-32) vs. Connecticut (2/21/04) |
| 3 PT Field Goals Made | 0 vs. West Virginia (1/7/04) |
| 3 PT Field Goals Attempted | 4 vs. St. Louis (11/28/09) |
| 3 PT Field Goals Percentage | 0.0% on three occasions |
| Free Throws Made | 0 on ten occasions |
| Free Throws Attempted | 0 on seven occasions |
| Free Throw Percentage | 0.0% on ten occasions |
| Total Rebounds | 9 vs. UCF (12/6/09)* |
| Offensive Rebounds | 9 vs. Pittsburgh (3/11/10) |
| Defensive Rebounds | 0 vs. West Virginia (1/9/10)* |
| Assists | 6 vs. Louisville (2/17/10) |
| Steals | 1 vs. Villanova (1/27/07)* |
| Blocked Shots | 0 on 30 occasions |
| Turnovers | 0 vs. DePaul (1/23/10)* |
| Fouls | 0 vs. Samford (12/30/04)* |

Notre Dame – Team Game Lows (2nd Half)

| | |
|-----------------------------|--------------------------------------|
| Points | 18 vs. Pittsburgh (3/11/10) |
| Field Goals Made | 5 vs. West Virginia (1/9/10)* |
| Field Goals Attempted | 5 vs. Pittsburgh (3/11/10) |
| Field Goal Percentage | 13 vs. Pittsburgh (3/11/10) |
| 3 PT Field Goals Made | 21.4% (6-28) vs. Harvard (11/19/04)* |
| 3 PT Field Goals Attempted | 0 vs. Loyola Marymount (11/22/08) |
| | 0 vs. Connecticut (1/12/09) |
| | 0 vs. Providence (1/31/08)* |
| 3 PT Field Goals Percentage | 3 vs. Loyola Marymount (11/22/08) |
| | 3 vs. Indiana (12/8/04) |
| Free Throws Made | 0.0% (0-6) vs. Providence (1/31/08)* |
| | 0 vs. Pittsburgh (1/12/04) |
| | 0 vs. Indiana (11/24/08) |
| | 0 vs. Old Dominion (3/18/10) |
| Free Throws Attempted | 0 vs. Old Dominion (11/24/08) |
| | 0 vs. Old Dominion (3/18/10) |
| Free Throw Percentage | 0.0% on four occasions |
| Total Rebounds | 7 vs. Rutgers (3/1/03) |
| Offensive Rebounds | 2 on three occasions |
| Defensive Rebounds | 4 vs. Rutgers (3/1/03) |
| Assists | 0 vs. Harvard (11/19/04) |
| Steals | 0 on 10 occasions |
| Blocked Shots | 0 on 24 occasions |
| Turnovers | 0 vs. West Virginia (3/10/04) |
| Fouls | 3 on three occasions |

Notre Dame – Team Game Lows (Total)

| | |
|-----------------------------|--|
| Points | 41 vs. Washington State (3/22/08) |
| Field Goals Made | 13 vs. Rutgers (3/1/03) |
| Field Goals Attempted | 13 vs. Washington State (3/22/08) |
| Field Goal Percentage | 34 vs. Pittsburgh (3/11/10) |
| 3 PT Field Goals Made | 24.5% (13-53) vs. Washington State (3/22/08) |
| 3 PT Field Goals Attempted | 1 vs. Pittsburgh (2/3/01) |
| 3 PT Field Goals Percentage | 1 vs. California (11/26/10) |
| | 8 vs. Pittsburgh (2/3/01) |
| Free Throws Made | 5.0% (1-20) vs. California (11/26/10) |
| | 1 vs. Connecticut (2/28/09) |
| Free Throws Attempted | 3 vs. Old Dominion (3/18/10) |
| Free Throw Percentage | 20.0% (1-5) vs. Connecticut (2/28/09) |
| Total Rebounds | 21 vs. Rutgers (3/1/03) |
| Offensive Rebounds | 3 vs. DePaul (12/14/02)* |
| Defensive Rebounds | 14 vs. DePaul (12/11/04)* |
| Assists | 6 vs. Mississippi (3/18/01) |
| Steals | 1 on four occasions |
| Blocked Shots | 0 on six occasions |
| Turnovers | 2 vs. DePaul (1/23/10)* |
| Fouls | 6 on three occasions |

* Indicates game played at the Purcell Pavilion, Notre Dame, Ind.

Indicates school record



Opponent Highs and Lows Under Mike Brey

Opponent – Team Game Highs (1st Half)

| | |
|----------------------------|-----------------------------------|
| Points | 53, Arizona (3/27/03) |
| Field Goals Made | 23, Arizona (3/27/03) |
| Field Goals Attempted | 44, Georgetown (3/4/01)* |
| Field Goal Percentage | 61.5% (16-26), UCF (12/6/09)* |
| 3 PT Field Goals Made | 9, Syracuse (1/11/06)* |
| | 9, Lehigh (11/27/06)* |
| 3 PT Field Goals Attempted | 19, Syracuse (1/11/06)* |
| 3 PT Field Goal Percentage | 81.8% (9-11), Lehigh (11/26/06)* |
| Free Throws Made | 14, Sacred Heart (11/18/00)* |
| Free Throws Attempted | 19, Sacred Heart (11/18/00)* |
| Free Throw Percentage | 100.0%, on 19 occasions |
| Total Rebounds | 33, Connecticut (2/21/04) |
| Offensive Rebounds | 16, Northern Illinois (11/24/03)* |
| Defensive Rebounds | 21, on six occasions |
| Assists | 15, Seton Hall (2/11/10) |
| Steals | 9, Miami (Fla.) (2/23/02) |
| | 9, Marquette (1/12/08) |
| Blocked Shots | 10, Connecticut (2/21/04) |
| Turnovers | 16, Loyola (Chicago) (11/22/00)* |
| Fouls | 16, on three occasions |

Opponent – Team Game Highs (2nd Half)

| | |
|----------------------------|-------------------------------------|
| Points | 68, Georgetown (4 OT) (2/9/02) |
| Field Goals Made | 21, Syracuse (2/24/08)* |
| Field Goals Attempted | 49, Syracuse (2/24/08)* |
| Field Goal Percentage | 68.2% (15-22), American (12/21/03)* |
| 3 PT Field Goals Made | 9, Texas (12/8/02) |
| | 9, West Virginia (1/9/10)* |
| 3 PT Field Goals Attempted | 22, Tennessee Tech (12/17/00)* |
| 3 PT Field Goal Percentage | 100.0% (3-3), Seton Hall (2/5/03) |
| Free Throws Made | 24, Pittsburgh (2 OT) (1/4/06) |
| Free Throws Attempted | 39, Pittsburgh (2 OT) (1/4/06) |
| Free Throw Percentage | 100.0% on five occasions |
| Total Rebounds | 38, Georgetown (4 OT) (2/9/02) |
| Offensive Rebounds | 16, Syracuse (2/24/08)* |
| Defensive Rebounds | 27, Georgetown (4 OT) (2/9/02) |
| Assists | 19, Pittsburgh (2 OT) (1/4/06) |
| Steals | 9, on two occasions |
| Blocked Shots | 11, Georgetown (4 OT) (2/9/02) |
| Turnovers | 15, New Hampshire (11/16/01)* |
| Fouls | 20, Seton Hall (2/18/06) |

Opponent – Team Game Highs (Total)

| | |
|-------------------------------------|--|
| Points | 111, Georgetown (4 OT) (2/9/02) |
| Field Goals Made | 41, Syracuse (3/4/03)* |
| Field Goals Attempted | 82, Syracuse (2/24/08)* |
| Field Goal Percentage | 63.0% (29-46), American (12/21/03)* |
| 3 PT Field Goals Made | 14, Texas (12/7/02) |
| | 14, Lehigh (11/27/06)* |
| 3 PT Field Goals Attempted | 37, West Virginia (1/9/10)* |
| 3 PT Field Goal Percentage | 73.7% (14-19), Lehigh (11/27/06)* |
| Free Throws Made | 35, Louisville (2OT) (2/17/10) |
| Free Throws Attempted | 46, Pittsburgh (2 OT) (1/4/06) |
| Free Throw Percentage (min. 8 att.) | 100%, West Virginia (8-8) (2/2/00)* |
| | 100%, Savannah State (8-8) (12/22/08)* |
| Total Rebounds | 59, Connecticut (2/21/04) |
| Offensive Rebounds | 27, Loyola (Chicago) (11/22/00)* |
| Defensive Rebounds | 42, Connecticut (1/24/09)* |
| Assists | 30, Pittsburgh (2 OT) (1/4/06) |
| Steals | 13, Niagara (12/21/05)* |
| Blocked Shots | 19, Connecticut (OT) (2/21/06) |
| Turnovers | 30, New Hampshire (11/16/01)* |
| Fouls | 31, Columbia (12/23/05)* |

Opponent – Team Game Lows (1st Half)

| | |
|----------------------------|------------------------------------|
| Points | 5, California (11/26/10) |
| Field Goals Made | 2, California (11/26/10) |
| Field Goals Attempted | 18, Georgetown (2/27/10) |
| Field Goal Percentage | 8.0% (2-25), California (11/26/10) |
| 3 PT Field Goals Made | 0, on 11 occasions |
| 3 PT Field Goals Attempted | 2, Georgetown (2/9/02) |
| 3 PT Field Goal Percentage | 0.0%, on 11 occasions |
| Free Throws Made | 0, on 28 occasions |
| Free Throws Attempted | 0, on 15 occasions |
| Free Throw Percentage | 0.0%, on 28 occasions |
| Total Rebounds | 7, Georgetown (2/27/10) |
| | 7, Maine (11/22/10)* |
| Offensive Rebounds | 0, Lafayette (11/14/06) |
| Defensive Rebounds | 5, on three occasions |
| Assists | 1, California (11/26/10) |
| Steals | 0, on 11 occasions |
| Blocked Shots | 0, on 30 occasions |
| Turnovers | 1, on four occasions |
| Fouls | 1, Pittsburgh (2/12/05) |
| | 1, DePaul (12/31/08) |
| | 1, West Virginia (3/12/10) |

Opponent – Team Game Lows (2nd Half)

| | |
|----------------------------|-------------------------------------|
| Points | 8, Monmouth (11/16/07) |
| Field Goals Made | 3, Monmouth (11/16/07) |
| Field Goals Attempted | 19, Old Dominion (3/18/10) |
| Field Goal Percentage | 13.0% (3-23), Monmouth (11/16/07) |
| 3 PT Field Goals Made | 0, on 10 occasions |
| 3 PT Field Goals Attempted | 3, on six occasions |
| 3 PT Field Goal Percentage | 0.0% on 10 occasions |
| Free Throws Made | 0, Monmouth (1/25/01) |
| | 0, West Virginia (1/9/10)* |
| Free Throws Attempted | 1, Monmouth (1/25/01) |
| | 1, West Virginia (1/9/10)* |
| Free Throw Percentage | 0.0% (0-1), Monmouth (1/25/01) |
| | 0.0% (0-1), West Virginia (1/9/10)* |
| Total Rebounds | 16, Syracuse (2/24/08)* |
| Offensive Rebounds | 0, Kentucky (3/25/09)* |
| | 0, Marquette (3/6/10) |
| Defensive Rebounds | 3, Virginia Tech (2/22/03)* |
| Assists | 1, UAB (3/17/09)* |
| | 1, Pittsburgh (3/11/10) |
| Steals | 0, on six occasions |
| Blocked Shots | 0, on 21 occasions |
| Turnovers | 0, West Virginia (3/10/04) |
| | 0, Pittsburgh (1/31/09) |
| Fouls | 4, on four occasions |

Opponent – Team Game Lows (Total)

| | |
|----------------------------|---|
| Points | 33, Monmouth (11/16/07) |
| Field Goals Made | 12, Bucknell (11/22/02)* |
| Field Goals Attempted | 35, Rutgers (3/1/03) |
| Field Goal Percentage | 21.1% (12-57), Bucknell (11/22/02)* |
| 3 PT Field Goals Made | 1, on five occasions |
| 3 PT Field Goals Attempted | 7, Seton Hall (2/5/03) |
| 3 PT Field Goal Percentage | 5.9% (1-17), Cincinnati (11/24/00) |
| Free Throws Made | 0, Charleston Southern (11/26/04)* |
| Free Throws Attempted | 0, Charleston Southern (11/26/04)* |
| Free Throw Percentage | 0.0% (0-0), Charleston Southern (11/26/04)* |
| Total Rebounds | 19, Winston-Salem St. (11/29/06)* |
| Offensive Rebounds | 3, Army (12/19/04)* |
| | 3, West Virginia (2/1/06) |
| Defensive Rebounds | 12, Georgetown (2/27/10) |
| Assists | 5, Bucknell (11/22/02)* |
| Steals | 1, on three occasions |
| Blocked Shots | 0, on 11 occasions |
| Turnovers | 3, Marquette, (1/26/09)* |
| Fouls | 7, Connecticut (1/24/09)* |
| | 7, Connecticut (2/28/09) |

* - Indicates games played at Purcell Pavilion, Notre Dame, Ind.



Notre Dame Highs and Lows in a BIG EAST Game

Notre Dame – BIG EAST Team Game Highs (1st Half)

| | |
|-----------------------------|---|
| Points | 61 vs. Syracuse (1/30/07) |
| Field Goals Made | 24 vs. Syracuse (1/30/07) |
| Field Goals Attempted | 43 vs. Syracuse (1/30/07) |
| Field Goal Percentage | 75.0% (18-24) vs. West Virginia (1/9/10)* |
| 3 PT Field Goals Made | 11 vs. Pittsburgh (1/31/09) |
| 3 PT Field Goals Attempted | 11 vs. Providence (2/21/09) |
| 3 PT Field Goals Percentage | 22 vs. Pittsburgh (1/31/09) |
| 3 PT Field Goals Percentage | 85.7% (6-7) vs. West Virginia (1/9/10)* |
| Free Throws Made | 13 vs. Seton Hall (2/11/10) |
| Free Throws Attempted | 19 vs. Villanova (1/27/10) |
| Free Throw Percentage | 100.0% on 12 occasions |
| Total Rebounds | 29 vs. Connecticut (1/5/08) |
| Offensive Rebounds | 14 vs. Providence (2/19/05) |
| Defensive Rebounds | 23 vs. Louisville (2/12/09)* |
| Assists | 17 vs. West Virginia (1/9/10)* |
| Steals | 7 on four occasions |
| Blocked Shots | 7 vs. Connecticut (2/9/04)* |
| | 7 vs. West Virginia (1/9/05) |
| Turnovers | 12 vs. St. John's (1/23/07) |
| Fouls | 11 vs. Villanova (1/8/05)* |

Notre Dame – BIG EAST Team Game Highs (2nd Half)

| | |
|-----------------------------|--|
| Points | 68 vs. Georgetown (4OT) (2/9/02) |
| Field Goals Made | 24 vs. Pittsburgh (1/4/06) |
| Field Goals Attempted | 63 vs. Georgetown (4OT) (2/9/02) |
| Field Goal Percentage | 71.4% vs. Georgetown (2/27/10) |
| 3 PT Field Goals Made | 11 vs. St. John's (3/6/04) |
| 3 PT Field Goals Attempted | 24 vs. Pittsburgh (1/4/06) |
| 3 PT Field Goals Percentage | 71.4% (6-8) vs. Connecticut (2/21/05) |
| Free Throws Made | 27 vs. Seton Hall (2/18/06) |
| Free Throws Attempted | 30 vs. Seton Hall (2/18/06) |
| Free Throw Percentage | 100.0% (13-13) vs. Villanova (1/8/05)* |
| | 100.0% (4-4) vs. Marquette (1/26/09)* |
| Total Rebounds | 34 vs. Seton Hall (1/8/01) |
| Offensive Rebounds | 18 vs. Seton Hall (1/8/01) |
| Defensive Rebounds | 27 vs. Georgetown (3/4/04)* |
| Assists | 14 vs. Cincinnati (1/15/08)* |
| Steals | 6 vs. Villanova (1/17/07) |
| Blocked Shots | 5 vs. Georgetown (2/27/10) |
| Turnovers | 13 vs. Marquette (1/12/08) |
| Fouls | 26 vs. Pittsburgh (1/4/06) |

Notre Dame – BIG EAST Team Game Highs (Total)

| | |
|-----------------------------|--|
| Points | 116 vs. Georgetown (4OT) (2/9/02) |
| Field Goals Made | 41 vs. Georgetown (4OT) (2/9/02) |
| Field Goals Attempted | 94 vs. Georgetown (4OT) (2/9/02) |
| Field Goal Percentage | 66.7% (34-51) vs. Pittsburgh (1/30/02)* |
| 3 PT Field Goals Made | 17 vs. St. John's (3/6/04)# |
| | 17 vs. Louisville (2/4/06)# |
| 3 PT Field Goals Attempted | 36 vs. Pittsburgh (1/4/06) |
| 3 PT Field Goals Percentage | 61.9% (13-21) vs. Providence (1/14/06)* |
| Free Throws Made | 34 vs. Cincinnati (1/15/08)* |
| Free Throws Attempted | 42 vs. Cincinnati (1/15/08)* |
| Free Throw Percentage | 100.0% (19-19) vs. Villanova (1/14/03)#* |
| Total Rebounds | 64 vs. Georgetown (4OT) (2/9/02) |
| Offensive Rebounds | 24 vs. Seton Hall (1/8/01) |
| Defensive Rebounds | 35 vs. Louisville (2/12/09)* |
| Assists | 25 vs. Cincinnati (2/4/10)* |
| Steals | 10 on six occasions |
| Blocked Shots | 9 vs. Connecticut (2/9/04)* |
| Turnovers | 26 vs. Pittsburgh (2/8/00) |
| Fouls | 32 vs. Pittsburgh (1/4/06) |

*Indicates game played at the Purcell Pavilion, Notre Dame, Ind.

#Indicates school record

Notre Dame – BIG EAST Team Game Lows (1st Half)

| | |
|-----------------------------|--|
| Points | 17 vs. Connecticut (3/3/10)* |
| Field Goals Made | 6 vs. Connecticut (2/21/04) |
| | 6 vs. Cincinnati (1/15/08)* |
| Field Goals Attempted | 21 vs. Pittsburgh (3/11/10) |
| Field Goal Percentage | 18.8% (6-32) vs. Connecticut (2/21/04) |
| 3 PT Field Goals Made | 0 vs. West Virginia (1/7/04) |
| | 0 vs. Connecticut (1/12/99) |
| 3 PT Field Goals Attempted | 5 on three occasions |
| 3 PT Field Goals Percentage | 8.3% (1-12) vs. Providence (1/21/03) |
| Free Throws Made | 0 on nine occasions |
| Free Throws Attempted | 0 on seven occasions |
| Free Throw Percentage | 0.0% on nine occasions |
| Total Rebounds | 9 vs. Pittsburgh (3/11/10) |
| Offensive Rebounds | 0 on four occasions |
| Defensive Rebounds | 6 vs. Louisville (2/17/10) |
| Assists | 1 vs. Villanova (1/27/07)* |
| Steals | 0 on five occasions |
| Blocked Shots | 0 on 18 occasions |
| Turnovers | 0 vs. DePaul (1/23/10)* |
| Fouls | 2 vs. West Virginia (2/18/09) |
| | 2 vs. Georgetown (2/27/10) |

Notre Dame – BIG EAST Team Game Lows (2nd Half)

| | |
|-----------------------------|--|
| Points | 18 vs. Pittsburgh (3/11/10) |
| Field Goals Made | 5 vs. West Virginia (1/9/10)* |
| | 5 vs. Pittsburgh (3/11/10) |
| Field Goals Attempted | 13 vs. Pittsburgh (3/11/10)* |
| Field Goal Percentage | 26.3% (5-19) vs. West Virginia (1/9/10)* |
| 3 PT Field Goals Made | 0 vs. Connecticut (1/12/99) |
| | 0 vs. Providence (1/31/08)* |
| 3 PT Field Goals Attempted | 3 vs. Pittsburgh (3/11/10)* |
| 3 PT Field Goals Percentage | 0.0% (0-6) vs. Providence (1/31/08)* |
| Free Throws Made | 0 vs. Pittsburgh (1/12/04) |
| Free Throws Attempted | 2 on three occasions |
| Free Throw Percentage | 0.0% (0-2) vs. Pittsburgh (1/12/04) |
| Total Rebounds | 7 vs. Rutgers (3/1/03) |
| Offensive Rebounds | 2 vs. Connecticut (3/3/10)* |
| Defensive Rebounds | 4 vs. Rutgers (3/1/03) |
| Assists | 2 on three occasions |
| Steals | 0 on nine occasions |
| Blocked Shots | 0 on 16 occasions |
| Turnovers | 0 vs. West Virginia (3/10/04) |
| Fouls | 3 vs. West Virginia (1/7/04)* |
| | 3 vs. Pittsburgh (2/24/10)* |

Notre Dame – BIG EAST Team Game Lows (Total)

| | |
|-----------------------------|---|
| Points | 48 vs. Georgetown (1/7/06) |
| Field Goals Made | 13 vs. Rutgers (3/1/03) |
| Field Goals Attempted | 34 vs. Pittsburgh (3/11/10) |
| Field Goal Percentage | 29.7% (19-64) vs. Connecticut (2/21/04) |
| 3 PT Field Goals Made | 0 vs. Connecticut (1/12/99) |
| 3 PT Field Goals Attempted | 6 vs. Seton Hall (2/6/99) |
| 3 PT Field Goals Percentage | 10.5% vs. Rutgers (2/14/02) |
| Free Throws Made | 1 vs. Connecticut (2/28/09) |
| Free Throws Attempted | 4 vs. Pittsburgh (3/8/01) |
| | 4 vs. Connecticut (1/24/09)* |
| Free Throw Percentage | 20.0% (1-5) vs. Connecticut (2/28/09) |
| Total Rebounds | 21 vs. Rutgers (3/1/03) |
| Offensive Rebounds | 4 on three occasions |
| Defensive Rebounds | 17 vs. Georgetown (2/27/10) |
| Assists | 7 vs. Rutgers (3/1/03) |
| | 7 vs. Pittsburgh (3/8/01) |
| Steals | 1 vs. Marquette (1/26/09)* |
| | 1 vs. Cincinnati (2/4/09) |
| Blocked Shots | 0 vs. Georgetown (1/6/07) |
| | 0 vs. Marquette (3/6/10) |
| Turnovers | 2 vs. DePaul (1/23/10)* |
| Fouls | 6 vs. West Virginia (1/7/04)* |

*Indicates game played at the Purcell Pavilion, Notre Dame, Ind.

#Indicates school record



Opponent Highs and Lows in a BIG EAST Game

Opponent – BIG EAST Team Game High (1st Half)

| | |
|-----------------------------|--------------------------------------|
| Points | 54, Connecticut (1/12/99) |
| Field Goals Made | 22, Syracuse (3/4/03)* |
| Field Goals Attempted | 44, Georgetown (3/4/01)* |
| Field Goal Percentage | 65.2% (15-23), Providence (2/21/96)* |
| 3 PT Field Goals Made | 9 on three occasions |
| 3 PT Field Goals Attempted | 19, West Virginia (2/2/00)* |
| | 19, Syracuse (1/11/06)* |
| 3 PT Field Goals Percentage | 100.0% (5-5), Connecticut (2/8/97)* |
| Free Throws Made | 21, Connecticut (1/12/99) |
| Free Throws Attempted | 23, Connecticut (1/12/99) |
| Free Throw Percentage | 100.0% on nine occasions |
| Total Rebounds | 33, Connecticut (2/21/04) |
| Offensive Rebounds | 14, Georgetown (3/8/03) |
| Defensive Rebounds | 21, on three occasions |
| Assists | 15, Seton Hall (2/11/10) |
| Steals | 9, Marquette (1/12/08) |
| Blocked Shots | 10, Connecticut (2/21/04) |
| Turnovers | 14, Pittsburgh (1/6/03) |
| Fouls | 15, Villanova (1/27/10) |

Opponent – BIG EAST Team Game High (2nd Half)

| | |
|-----------------------------|--------------------------------------|
| Points | 68, Georgetown (4OT) (2/9/02) |
| Field Goals Made | 23, Georgetown (4OT) (2/9/02) |
| Field Goals Attempted | 60, Georgetown (4OT) (2/9/02) |
| Field Goal Percentage | 66.7% (20-30), Pittsburgh (3/5/05)* |
| 3 PT Field Goals Made | 9, Pittsburgh (1/29/97) |
| | 9, West Virginia (1/9/10)* |
| 3 PT Field Goals Attempted | 20, Miami (2/23/02) |
| 3 PT Field Goals Percentage | 83.3% (5-6), Boston College (3/1/97) |
| Free Throws Made | 24, Pittsburgh (1/4/06) |
| Free Throws Attempted | 39, Pittsburgh (1/4/06) |
| Free Throw Percentage | 100.0% (14-14), Miami (1/28/00)* |
| Total Rebounds | 31, Syracuse (2/24/08)* |
| Offensive Rebounds | 16, Syracuse (2/24/08)* |
| Defensive Rebounds | 26, Connecticut (2/21/04) |
| Assists | 19, Pittsburgh (1/4/06) |
| Steals | 8, Marquette (1/12/08) |
| Blocked Shots | 11, Georgetown (4 OT) (2/9/02) |
| Turnovers | 10, Rutgers (1/31/04) |
| Fouls | 20, Seton Hall (2/18/06) |

Opponent – BIG EAST Team Game High (Total)

| | |
|-----------------------------|------------------------------------|
| Points | 111, Georgetown (2/9/02) |
| Field Goals Made | 41, Syracuse (3/4/03)* |
| Field Goals Attempted | 87, Georgetown (1/7/97) |
| Field Goal Percentage | 56.5% (34-60), Syracuse (1/17/04)* |
| 3 PT Field Goals Made | 14, Syracuse (1/16/00) |
| 3 PT Field Goals Attempted | 37, West Virginia (1/9/10)* |
| 3 PT Field Goals Percentage | 71.4% (5-7), Seton Hall (2/5/03) |
| Free Throws Made | 35, Louisville (2OT) (2/10/10) |
| Free Throws Attempted | 46, Pittsburgh (1/4/06) |
| Free Throw Percentage | 94.4% (17-18), Miami (1/25/00)* |
| Total Rebounds | 59, Connecticut (2/21/04) |
| Offensive Rebounds | 32, Georgetown (1/7/97) |
| Defensive Rebounds | 42, Connecticut (1/24/09)* |
| Assists | 30, Pittsburgh (1/4/06) |
| Steals | 24, Georgetown (2/10/99)* |
| Blocked Shots | 19, Connecticut (OT) (2/21/06) |
| Turnovers | 23, Villanova (1/6/02)* |
| Fouls | 33, West Virginia (2/11/97)* |

Opponent – BIG EAST Team Game Lows (1st Half)

| | |
|-----------------------------|------------------------------------|
| Points | 16, Georgetown (3/4/04)* |
| Field Goals Made | 6, Georgetown (2/16/05)* |
| Field Goals Attempted | 18, Georgetown (2/27/10) |
| Field Goal Percentage | 20.7% (6-29), Pittsburgh (1/12/02) |
| 3 PT Field Goals Made | 0 on eight occasions |
| 3 PT Field Goals Attempted | 2, Georgetown (2/1/03)* |
| 3 PT Field Goals Percentage | 0.0% on three occasions |
| Free Throws Made | 0 on nine occasions |
| Free Throws Attempted | 0, on five occasions |
| Free Throw Percentage | 0.0% on nine occasions |
| Total Rebounds | 7, Georgetown (2/27/10) |
| Offensive Rebounds | 0, Virginia Tech (1/20/04) |
| Defensive Rebounds | 5, Pittsburgh (2/24/10)* |
| Assists | 2, USF (2/15/06)* |
| | 2, Seton Hall (3/10/10) |
| Steals | 0 on six occasions |
| Blocked Shots | 0 on 11 occasions |
| Turnovers | 1 on three occasions* |
| Fouls | 1, DePaul (12/31/08) |
| | 1, West Virginia (3/12/10) |

Opponent – BIG EAST Team Game Lows (2nd Half)

| | |
|-----------------------------|-----------------------------------|
| Points | 16, Pittsburgh (3/11/10)* |
| Field Goals Made | 5, West Virginia (1/9/02) |
| Field Goals Attempted | 17, Boston College (1/9/96) |
| Field Goal Percentage | 22.7%, West Virginia (1/9/02) |
| 3 PT Field Goals Made | 0, Connecticut (2/26/01) |
| | 0, Pittsburgh (3/11/10) |
| 3 PT Field Goals Attempted | 2, Connecticut (2/28/09) |
| 3 PT Field Goals Percentage | 0.0% (0-3), Connecticut (2/26/01) |
| | 0.0% (0-3), Pittsburgh (3/11/10) |
| Free Throws Made | 0, on three occasions |
| Free Throws Attempted | 0, Pittsburgh (1/29/97) |
| | 0, St. John's (1/23/07) |
| Free Throw Percentage | 0.0% on three occasions |
| Total Rebounds | 6, Marquette (3/6/10) |
| Offensive Rebounds | 0, Marquette (3/6/10) |
| Defensive Rebounds | 3, Virginia Tech (2/22/03)* |
| Assists | 1, Pittsburgh (3/11/10) |
| Steals | 0, on four occasions |
| Blocked Shots | 0, on 10 occasions |
| Turnovers | 0, West Virginia (3/10/04) |
| | 0, Pittsburgh (1/31/09) |
| Fouls | 2, Connecticut (2/21/05) |

Opponent – BIG EAST Team Game Lows (Total)

| | |
|-----------------------------|-------------------------------------|
| Points | 45, Pittsburgh (3/11/10)* |
| Field Goals Made | 17 on three occasions |
| Field Goals Attempted | 40, Syracuse (2/5/05) |
| Field Goal Percentage | 28.1% (18-64), Georgetown (3/4/04)* |
| 3 PT Field Goals Made | 1, Georgetown (2/7/98) |
| | 1, South Florida (2/15/06)* |
| 3 PT Field Goals Attempted | 7, Seton Hall (2/5/03) |
| 3 PT Field Goals Percentage | 9.5% (2-21), Seton Hall (2/6/99) |
| Free Throws Made | 1, DePaul (2/2/08)* |
| | 1, Rutgers (2/25/09)* |
| Free Throws Attempted | 3, Connecticut (2/12/00)* |
| | 3, DePaul (2/2/08)* |
| Free Throw Percentage | 20.0% (1-5), Rutgers (2/25/09)* |
| Total Rebounds | 20, Georgetown (2/27/10) |
| Offensive Rebounds | 4, West Virginia (2/18/03) |
| Defensive Rebounds | 12, Georgetown (2/27/10) |
| Assists | 6, Syracuse (2/5/05) |
| | 6, Seton Hall (3/10/10) |
| Steals | 1, Connecticut (3/11/04) |
| Blocked Shots | 0 on four occasions |
| Turnovers | 3, Marquette (1/26/09)* |
| Fouls | 7, Connecticut (1/24/09)* |
| | 7, Connecticut (2/28/09) |

* Indicates game played at the Purcell Pavilion, Notre Dame, Ind.



The Last Time ...

Notre Dame recorded a ...

30-Point win was on 11/12/10 - ND 98, Georgia Southern 61 (37 points)*
40-Point win was on 11/17/10 - ND 102, Chicago State 62 (40 points)*
50-Point win was on 12/28/06 - ND 101, Rider 51 (50 points)
30-Point loss was on 1/7/99 - ND 62, Villanova 93 (31 points)*

Notre Dame shot ...

60% on FGs was on 12/22/09 - 60.7% (37-61) vs. Bucknell (ND 101 - Bucknell 69)*
65% on FGs was on 1/30/02 - 66.7% (34-51) vs. Pittsburgh (ND 89 - Pittsburgh 76)*
90% on FTs was on 11/22/10 - 92.6% (25-27) vs. Maine (ND 97 - Maine 72)*

Notre Dame ...

Won 10 games in a row was from 11/24/07 thru 1/5/08 (10 straight)
Won 15 games in a row was from 12/31/53 thru 3/9/54 (18 straight)
Won 20 games in a row never
Lost 5 games in a row was from 1/12/09 thru 2/7/09 (7 straight)
Scored 100 points was on 11/17/10 (ND 102 - Chicago State 62)*
- Scored 100 points on the road was on 2/21/09 (ND 103 - Providence 84)
- Scored 100 points at a neutral site was on 3/12/78 (ND 100 - Houston 77) (NCAA First Round, Tulsa, OK)
- Scored 100 points and lost was on 3/20/71 (ND 106 - Houston 119) (NCAA Regional Semi-finals at Wichita, KS)
Allowed 100 points was on 11/26/08 vs. North Carolina (ND 87 - North Carolina 102)
Scored less than 50 points was on 3/22/08 vs. Washington State (ND 41 - Washington State 61)
Allowed less than 50 points was on 11/26/10 vs. California (ND 57 - California 44)
Played an Overtime Game was on 11/28/10 (2OT) vs. Georgia (ND 89 - Georgia 83)
- Played in a Multi-Overtime Game was on 11/28/10 (2OT) vs. Georgia (ND 89 - Georgia 83)
Won on a "last second" shot was on 3/19/09 vs. New Mexico (ND 70 - Pittsburgh 68 - Tory Jackson layup at 00:02)*
Had 5 double figure scorers was on 11/30/10 vs. Indiana State (ND 91 - Indiana State 82) Ben Hansbrough 24, Ty Nash 16, Scott Martin 15, Tim Abromaitis 13, Carleton Scott 11*
Had 6 double figure scorers was on 11/22/10 vs. Maine (ND 97 - Maine 72) Tim Abromaitis 26, Scott Martin 15, Ty Nash 13, Ben Hansbrough 11, Carleton Scott 11, Jack Cooley 13*
Had 7 double figure scorers never
Had two double-figure rebounders was on 11/26/10 vs. California (ND 57 - California 44) Carleton Scott 10, Tim Abromaitis 11
Had two players with double-doubles was on 1/23/10 vs. DePaul (ND 87 - DePaul 77) Luke Harangody (24 pts, 11 rebs), Ben Hansbrough (15 pts, 10 rebs), Tyrone Nash (13 pts, 10 rebs)*
Had three players with double-doubles ... was on 11/17/10 vs. Chicago State (ND 102 - Chicago State 62) Tim Abromaitis (21 pts, 10 rebs), Carleton Scott (17 pts, 11 rebs), Tyrone Nash (11 pts, 10 rebs)*
Had two 30-point scorers was on 2/18/06 vs. Seton Hall (ND 102 - Seton Hall 91) Chris Quinn - 34, Colin Falls - 32
Had two 20-point scorers was on 11/17/10 vs. Chicago State (ND 102 - Chicago State 62) Ben Hansbrough 22, Tim Abromaitis 21
Had three 20-point scorers was on 3/8/07 vs. Syracuse (ND 89 - Syracuse 83) Russell Carter 24, Luke Harangody 20, Colin Falls 23
Made 10 three-point field goals was on 11/22/10 vs. Maine - 12-18 (66.7%) (ND 97 - Maine 72)*
Committed 10 turnovers or less was on 11/26/10 - 10 turnovers vs. California (ND 57 - California 44)*
Committed 5 turnovers or less was on 1/23/10 - 2 turnovers vs. DePaul (ND 87 - DePaul 77)*
Committed 25 turnovers was on 2/8/00 - 26 turnovers vs. Villanova (ND 69 - Villanova 86)
Forced 25 turnovers was on 11/16/01 - 30 turnovers vs. New Hampshire (ND 95 - New Hampshire 53)

An Irish player had ...

25+ points was on 11/25/10 - Tim Abromaitis (25) vs. Georgia (ND 89 - Georgia 83 - 2OT)*
30+ points was on 2/4/10 - Luke Harangody (37) vs. Cincinnati (ND 83 - Cincinnati 65)*
35+ points was on 2/4/10 - Luke Harangody (37) vs. Cincinnati (ND 83 - Cincinnati 65)*
40+ points was on 2/28/08 - Luke Harangody (40) vs. Louisville (ND 85 - Louisville 90)
15 or more rebounds was on 2/7/10 - Luke Harangody (15) vs. USF (ND 65 - USF 62)*
20 rebounds was on 3/22/08 - Luke Harangody (22) vs. Washington State (ND 41 - Washington State 61)
a "double-double" was on 11/26/10 - Carleton Scott (16 pts., 10 rebs.) vs. California (ND 57 - California 44)
a "triple-double" was on 11/16/01 - Chris Thomas (24 pts, 11 ast, 11 steals) vs. New Hampshire (ND 99 - New Hampshire 53)*
20 points and 10 rebounds was on 11/17/10 - Tim Abromaitis (21 pts., 10 rebs.) vs. Chicago State (ND 102 - Chicago State 62)*
20 points and 20 rebounds was on 1/8/01 - Troy Murphy (25 pts, 20 rebs) vs. Seton Hall (ND 76 - Seton Hall 78)
10 assists was on 1/18/10 - Tory Jackson (15) vs. Syracuse (ND 71 - Syracuse 84)*
10 blocks was on 11/17/02 - Jordan Cornette (11) vs. Belmont (ND 76 - Belmont 48)*#
10 steals was on 11/16/01 - Chris Thomas (11) vs. New Hampshire (ND 99, New Hampshire 53)*#

An opposing player had ...

25+ points was on 2/17/10 - Samardo Samuels (36), Louisville (2OT) (ND 89 - Louisville 91)
30+ points was on 2/17/10 - Samardo Samuels (36), Louisville (2OT) (ND 89 - Louisville 91)
35+ points was on 2/17/10 - Samardo Samuels (36), Louisville (2OT) (ND 89 - Louisville 91)
40+ points was on 2/8/87 - Danny Manning (40), Kansas (ND 60 - Kansas 70)
15 rebounds was on 1/2/10 - Stanley Robinson (16), Connecticut (ND 70 - Connecticut 82)
20 rebounds was on 1/31/09 - DeJuan Blair (22), Pittsburgh (ND 80 - Pittsburgh 93)
a "double-double" was on 11/26/10 - Allen Crabbe (10 pts., 10 rebs.), California (ND 57 - California 44)
a "triple-double" was on 2/21/06 - Marcus Williams (18 pts, 10 rebs, 13 asts) Connecticut (ND 74 - Connecticut 75 - OT)
20 points and 10 rebounds was on 1/2/10 - Stanley Robinson (22 pts., 16 rebs.), Connecticut (ND 70 - Connecticut 82)
20 points and 20 rebounds was on 1/31/09 - DeJuan Blair (23 pts., 22 rebs.), Pittsburgh (ND 80 - Pittsburgh 93)
10 assists was on 2/11/10 - Eugene Harvey (10), Seton Hall (ND 87 - Seton Hall 90)
10 blocks was on 1/5/08 - Hasheem Thabeet (10), Connecticut (ND 73 - Connecticut 67)*
10 steals was on 1/29/89 - Mark Macon (11), Temple (ND 64 - Temple 60)*

*indicates Notre Dame home game; #school record; @Purcell Pavilion record



The Last Time In A BIG EAST Game...

Notre Dame Recorded a ...

30-Point win..... was on 2/12/09 - ND 90, Louisville 57 (33 points)*
 40-Point win..... never
 50-Point win..... never
 30-Point loss..... was on 1/7/99 - ND 62, Villanova 93 (31 points)

Notre Dame Shot ...

60% on FGs was on 1/6/01 - 60.8% (31-51) vs. Rutgers (ND 87 - Rutgers 80)*
 65% on FGs was on 1/30/02 - 66.7% (34-51) vs. Pittsburgh (ND 89 - Pittsburgh 76)*
 90% on FTs was on 1/30/10 - 90.0% (9-10) vs. Rutgers (ND 73 - Rutgers 74)

Notre Dame ...

Won 5 BIG EAST games in a row..... was from 2/24/10 thru 3/11/10 (6 straight)
 Won 10 BIG EAST games in a row..... never
 Lost 5 BIG EAST games in a row..... was from 1/12/09 thru 2/4/09 - (6 straight)
 Scored 100 points..... was on 2/21/09 (ND 103 - Providence 84)
 - Scored 100 points on the road..... was on 2/21/09 (ND 103 - Providence 84)
 - Scored 100 points on the neutral site never
 - Scored 100 points and lost..... never
 Allowed 100 points was on 1/17/07 vs. Villanova (ND 87 - Villanova 102)
 Scored less than 50 points was on 1/6/07 vs. Georgetown (ND 48 - Georgetown 66)
 Allowed less than 50 points..... was on 3/11/10 vs. Pittsburgh (ND 50 - Pittsburgh 45)*
 Played an Overtime Game..... was on 3/6/10 (OT) at Marquette (ND 63 - Marquette 60)
 - Played in a Multi-Overtime Game..... was on 2/17/10 (2OT) at Louisville (ND 89 - Louisville 91)
 Won on a "last second" shot was on 2/9/03 vs. Pittsburgh (ND 66 - Pittsburgh 64 - Torin Francis layup at 00:00.6)*
 Had 5 double figure scorers..... was on 2/11/10 vs. Seton Hall (ND 87 - Seton Hall 90) Tory Jackson 25, Tim Abromaitis 18, Luke Harangody 13, Tyrone Nash 13, Ben Hansbrough 10
 Had 6 double figure scorers..... never
 Had 7 double figure scorers..... never
 Had two double-figure rebounders was on 1/23/10 vs. DePaul (ND 87 - DePaul 77) Luke Harangody 11, Tyrone Nash 10, Ben Hansbrough 10*
 Had two players with double-doubles was on 1/23/10 vs. DePaul (ND 87 - DePaul 77) Luke Harangody (24 pts, 11 rebs), Ben Hansbrough (15 pts, 10 rebs), Tyrone Nash (13 pts, 10 rebs)*
 Had three players with double-doubles . was on 1/23/10 vs. DePaul (ND 87 - DePaul 77) Luke Harangody (24 pts, 11 rebs), Ben Hansbrough (15 pts, 10 rebs), Tyrone Nash (13 pts, 10 rebs)*
 Had four players with double-doubles...was on 2/9/02 vs. Georgetown (Notre Dame 116, Georgetown 111 - 4OT) - Matt Carroll (30 pts, 10 rebs, Ryan Humphrey (23 pts, 14 rebs), Chris Thomas (22 pts, 12 asts.), Harold Swanagan (11 pts, 10 reb.)
 Had two 30-point scorers was on 2/18/06 vs. Seton Hall (ND 102 - Seton Hall 91) - Chris Quinn - 34, Colin Falls - 32
 Had two 20-point scorers was on 2/17/10 vs. Louisville (2OT) (ND 89 - Louisville 91) Tim Abromaitis 29, Ben Hansbrough 21
 Had three 20-point scorers was on 3/8/07 vs. Syracuse (ND 89 - Syracuse 83) - Russell Carter 24, Luke Harangody 20, Colin Falls 23
 Made 10 three-point field goals was on 2/24/10 - 10-18 (.556) vs. Pittsburgh (ND 68 - Pitt 53)*
 Committed 10 turnovers or less was on 3/10/10 - 10 turnovers vs. Seton Hall (ND 68 - Seton Hall 56)
 Committed 5 turnovers or less was on 1/23/10 - 2 turnovers vs. DePaul (ND 87 - DePaul 77)*
 Committed 25 turnovers was on 2/8/00 - 26 turnovers vs. Villanova (ND 69 - Villanova 86)
 Forced 25 turnovers..... never

An Irish player had ...

25+ points was on 2/17/10 - Tim Abromaitis (29) vs. Louisville (2OT) (ND 89 - Louisville 91)
 30+ points was on 2/4/10 - Luke Harangody (37) vs. Cincinnati (ND 83 - Cincinnati 65)*
 35+ points was on 2/4/10 - Luke Harangody (37) vs. Cincinnati (ND 83 - Cincinnati 65)*
 40+ points was on 2/28/08 - Luke Harangody (40) vs. Louisville (ND 85 - Louisville 90)
 15 or more rebounds..... was on 2/7/10 - Luke Harangody (15) vs. USF (ND 65 - USF 62)*
 20 rebounds was on 1/8/01 - Troy Murphy (20) vs. Seton Hall (ND 76 - Seton Hall 78)
 a "double-double" was on 3/10/10 - Luke Harangody (20 pts., 10 rebs.) vs. Seton Hall (ND 68 - Seton Hall 56)
 a "triple-double" never
 20 points and 10 rebounds..... was on 2/4/10 - Luke Harangody (37 pts., 14 rebs.) vs. Cincinnati (ND 83 - Cincinnati 65)*
 20 points and 10 rebounds..... was on 3/10/10 - Luke Harangody (20 pts., 10 rebs.) vs. Seton Hall (ND 68 - Seton Hall 56)
 10 assists was on 1/18/10 - Tory Jackson (15) vs. Syracuse (ND 71 - Syracuse 84)*
 10 blocks..... never
 10 steals..... never

An opposing player had ...

25+ points was on 2/17/10 - Samardo Samuels (36), Louisville (2OT) (ND 89 - Louisville 91)
 30+ points was on 2/17/10 - Samardo Samuels (36), Louisville (2OT) (ND 89 - Louisville 91)
 35+ points was on 2/17/10 - Samardo Samuels (36), Louisville (2OT) (ND 89 - Louisville 91)
 40+ points never
 15 rebounds was on 1/2/10 - Stanley Robinson (16), Connecticut (ND 70 - Connecticut 82)
 20 rebounds was on 1/31/09 - DeJuan Blair (22), Pittsburgh (ND 80 - Pittsburgh 93)
 a "double-double" was on 3/3/10 - Gavin Edwards (10 pts., 11 rebs.), Connecticut (ND 58 - Connecticut 50)*
 a "triple-double" was on 2/21/06 - Marcus Williams (18 pts, 10 rebs, 13 asts), Connecticut (ND 74 - Connecticut 75 - OT)
 20 points and 10 rebounds..... was on 1/2/10 - Stanley Robinson (22 pts., 16 rebs.), Connecticut (ND 70 - Connecticut 82)
 20 points and 20 rebounds..... was on 1/31/09 - DeJuan Blair (23 pts., 22 rebs.), Pittsburgh (ND 80 - Pittsburgh 93)
 10 assists was on 2/11/10 - Eugene Harvey (10), Seton Hall (ND 87 - Seton Hall 90)
 10 blocks..... was on 1/5/08 - Hasheem Thabeet (10), Connecticut (ND 73 - Connecticut 67)*
 10 steals..... never

Note: Notre Dame began playing as a member of the BIG EAST Conference in 1995-96.

* indicates Notre Dame home game; @ indicates Purcell Pavilion record; # indicates school record





0 Eric Atkins

Freshman • 6-2 • 173
Columbia, Md. • Mount Saint Joseph

Career Games With:

| | |
|---------------------------|-----|
| Double Figure Points..... | 3 |
| 20-Plus Points..... | N/A |
| 30-Plus Points..... | N/A |
| 10-Plus Rebounds..... | N/A |
| 10-Plus Assists..... | N/A |
| Double-Double..... | N/A |

QUICK HITS:

- Played 20 or more minutes in each game of the season
- Registered first points in an Irish uniform against Georgia Southern, posting 9 points on 4-4 shooting, including 1-1 from three-point range
- Reached double figures for the first time with the Irish, recording 10 points against Liberty
- Posted a couple more firsts againsts Chicago State, notching his first start with the Irish while also becoming first freshman to reach double figures in two straight games since Luke Harangody in 2006-07
- Recorded first block of career against Maine
- Matched career high in points during championship game of Old Spice Classic, netting 12 points against the Wisconsin Badgers
- Registered first steal of career against Indiana State

Season and Career Bests

| | | | |
|-----------------|--|-----------------|--|
| Points | Season 12 (on two occasions) Career 12 (on two occasions) | FG's | Season 4 (on three occasions) Career 4 (on three occasions) |
| Rebounds | Season 4 (vs. Georgia 11/25/10) Career 4 (vs. Georgia 11/25/10) | 3PT FG's | Season 2 (on two occasions) Career 2 (on two occasions) |
| Assists | Season 5 (on two occasions) Career 5 (on two occasions) | FT's | Season 5 (vs. Wisconsin 11/28/10) Career 5 (vs. Wisconsin 11/28/10) |
| Steals | Season 1 (vs. Indiana State 11/30/10) Career 1 (vs. Indiana State 11/30/10) | Minutes | Season 38 (vs. Georgia 11/25/10) Career 38 (vs. Georgia 11/25/10) |
| Blocks | Season 1 (vs. Maine 11/22/10) Career 1 (vs. Maine 11/22/10) | | |

Game-By-Game Stats

| | Start | FG-A | 3P-A | FT-A | Reb | PF | TP | A | TO | BK | S | Min |
|------------------|-------|------|------|------|-----|----|----|---|----|----|----|-----|
| Georgia Southern | 4-4 | 1-1 | 0-0 | 3 | 1 | 9 | 3 | 2 | 0 | 0 | 0 | 22 |
| Liberty | 4-7 | 2-3 | 0-0 | 1 | 0 | 10 | 4 | 1 | 0 | 0 | 0 | 22 |
| Chicago State | * | 4-7 | 2-4 | 2-2 | 3 | 3 | 12 | 5 | 1 | 0 | 0 | 32 |
| Maine | 1-7 | 1-3 | 0-0 | 3 | 2 | 3 | 5 | 0 | 1 | 0 | 0 | 22 |
| Georgia | 3-6 | 1-2 | 2-2 | 4 | 1 | 9 | 1 | 1 | 0 | 0 | 0 | 38 |
| California | 1-2 | 0-1 | 2-4 | 0 | 2 | 4 | 2 | 1 | 0 | 0 | 0 | 26 |
| Wisconsin | 3-6 | 1-3 | 5-6 | 3 | 0 | 12 | 2 | 2 | 0 | 0 | 0 | 28 |
| Indiana State | 0-3 | 0-1 | 0-0 | 3 | 2 | 0 | 4 | 3 | 0 | 1 | 23 | |
| Kentucky | | | | | | | | | | | | |
| Gonzaga | | | | | | | | | | | | |
| Stony Brook | | | | | | | | | | | | |
| UMBC | | | | | | | | | | | | |
| Georgetown | | | | | | | | | | | | |
| Syracuse | | | | | | | | | | | | |
| Connecticut | | | | | | | | | | | | |
| St. John's | | | | | | | | | | | | |
| Marquette | | | | | | | | | | | | |
| St. John's | | | | | | | | | | | | |
| Cincinnati | | | | | | | | | | | | |
| Marquette | | | | | | | | | | | | |
| Pittsburgh | | | | | | | | | | | | |
| DePaul | | | | | | | | | | | | |
| Rutgers | | | | | | | | | | | | |
| Louisville | | | | | | | | | | | | |
| USF | | | | | | | | | | | | |
| West Virginia | | | | | | | | | | | | |
| Providence | | | | | | | | | | | | |
| Seton Hall | | | | | | | | | | | | |
| Villanova | | | | | | | | | | | | |
| Connecticut | | | | | | | | | | | | |

Career Stats vs. BIG EAST

| Opponent | GP-GS | Min. | FG-A | 3PT-A | FT-A | Reb. | A | PF | B | S | Pts. |
|---------------|-------|------|------|-------|------|-------|---|----|---|---|-------|
| Cincinnati | 0-0 | 0 | 0-0 | 0-0 | 0-0 | 0/0.0 | 0 | 0 | 0 | 0 | 0/0.0 |
| Connecticut | 0-0 | 0 | 0-0 | 0-0 | 0-0 | 0/0.0 | 0 | 0 | 0 | 0 | 0/0.0 |
| DePaul | 0-0 | 0 | 0-0 | 0-0 | 0-0 | 0/0.0 | 0 | 0 | 0 | 0 | 0/0.0 |
| Georgetown | 0-0 | 0 | 0-0 | 0-0 | 0-0 | 0/0.0 | 0 | 0 | 0 | 0 | 0/0.0 |
| Louisville | 0-0 | 0 | 0-0 | 0-0 | 0-0 | 0/0.0 | 0 | 0 | 0 | 0 | 0/0.0 |
| Marquette | 0-0 | 0 | 0-0 | 0-0 | 0-0 | 0/0.0 | 0 | 0 | 0 | 0 | 0/0.0 |
| Pittsburgh | 0-0 | 0 | 0-0 | 0-0 | 0-0 | 0/0.0 | 0 | 0 | 0 | 0 | 0/0.0 |
| Providence | 0-0 | 0 | 0-0 | 0-0 | 0-0 | 0/0.0 | 0 | 0 | 0 | 0 | 0/0.0 |
| Rutgers | 0-0 | 0 | 0-0 | 0-0 | 0-0 | 0/0.0 | 0 | 0 | 0 | 0 | 0/0.0 |
| St. John's | 0-0 | 0 | 0-0 | 0-0 | 0-0 | 0/0.0 | 0 | 0 | 0 | 0 | 0/0.0 |
| Seton Hall | 0-0 | 0 | 0-0 | 0-0 | 0-0 | 0/0.0 | 0 | 0 | 0 | 0 | 0/0.0 |
| USF | 0-0 | 0 | 0-0 | 0-0 | 0-0 | 0/0.0 | 0 | 0 | 0 | 0 | 0/0.0 |
| Syracuse | 0-0 | 0 | 0-0 | 0-0 | 0-0 | 0/0.0 | 0 | 0 | 0 | 0 | 0/0.0 |
| Villanova | 0-0 | 0 | 0-0 | 0-0 | 0-0 | 0/0.0 | 0 | 0 | 0 | 0 | 0/0.0 |
| West Virginia | 0-0 | 0 | 0-0 | 0-0 | 0-0 | 0/0.0 | 0 | 0 | 0 | 0 | 0/0.0 |


Career Statistics

| Season | GP-GS | Min | Avg | FG-A | Pct | 3FG-A | Pct | FT-A | Pct | O-D-TOT | Avg | PF-FO | Ast | TO | Blk | Stl | Pts | Avg |
|--------------|------------|------------|-------------|--------------|-------------|-------------|-------------|--------------|-------------|----------------|------------|-------------|-----------|-----------|----------|----------|-----------|------------|
| 2010-11 | 8-1 | 213 | 26.6 | 20-42 | .476 | 8-18 | .444 | 11-14 | .786 | 3-17-20 | 2.5 | 11-0 | 26 | 11 | 1 | 1 | 59 | 7.4 |
| TOTAL | 8-1 | 213 | 26.6 | 20-42 | .476 | 8-18 | .444 | 11-14 | .786 | 3-17-20 | 2.5 | 11-0 | 26 | 11 | 1 | 1 | 59 | 7.4 |

Career BIG EAST Statistics

| Season | GP-GS | Min | Avg | FG-A | Pct | 3FG-A | Pct | FT-A | Pct | O-D-TOT | Avg | PF-FO | Ast | TO | Blk | Stl | Pts | Avg |
|--------------|-------|-----|-----|------|-----|-------|-----|------|-----|-----------------------|-----|-------|-----|----|-----|-----|-----|-----|
| 2010-11 | | | | | | | | | | Has Not Played | | | | | | | | |
| TOTAL | | | | | | | | | | Has Not Played | | | | | | | | |





1 Tyrone Nash

Senior • 6-8 • 232

Queens, N.Y. • Lawrence Woodmere Academy & Northfield Mt. Hermon

Career Games With:

| | |
|----------------------------|-----|
| Double Figure Points | 20 |
| 20-Plus Points | N/A |
| 30-Plus Points | N/A |
| 10-Plus Rebounds | 5 |
| 10-Plus Assists | N/A |
| Double-Double | 3 |

QUICK HITS:

- Has started in 44 contests over career for the Irish, including a string of 43 consecutive games, both leading the current roster
- Reached double-figures in six contests on the season
- Played 30+ minutes in three contests on the year
- Set a career high in free throws, knocking down 12 against Liberty (on 15 attempts), also tying his then-career high in points with 16 against the Flames
- Posted first double-double of season against Chicago State, going for 11 points and 10 rebounds and set career high for assists with 7
- Matched career high in rebounds, pulling down 11 against Maine, en route to second straight double double (13 points, 11 rebounds)
- Set career high in points with 18 against the Georgia Bulldogs in opening round of Old Spice Classic, playing a season-best 37 minutes

Season and Career Bests

| | | | |
|---------------------------------------|--|------------------------------------|----------------------------------|
| Points | Season 18 (vs. Georgia 11/25/10) | FG's | Season 5 (on two occasions) |
| Career 18 (vs. Georgia 11/25/10) | Career 6 (vs. Loyola Marymount 12/12/09) | 3PT FG's | Season -- |
| Rebounds | Season 11 (vs. Maine 11/22/10) | Career -- | FT's |
| Career 11 (on two occasions) | Career 7 (vs. Chicago State 11/17/10) | Season 12 (vs. Liberty 11/14/10) | Career 12 (vs. Liberty 11/14/10) |
| Assists | Season 7 (vs. Chicago State 11/17/10) | Minutes | Season 37 (vs. Georgia 11/25/10) |
| Career 7 (vs. Chicago State 11/17/10) | Career 3 (on three occasions) | Career 38 (vs. St. John's 2/14/10) | |
| Steals | Season 1 (on two occasions) | | |
| Career 3 (on three occasions) | | | |
| Blocks | Season 1 (on three occasions) | | |
| Career 3 (vs. USF 2/7/10) | | | |

Game-By-Game Stats

| | Start | FG-A | 3P-A | FT-A | Reb | PF | TP | A | TO | BK | S | Min |
|------------------|-------|------|------|-------|-----|----|----|---|----|----|---|-----|
| Georgia Southern | * | 2-3 | 0-0 | 3-4 | 2 | 2 | 7 | 1 | 1 | 0 | 1 | 22 |
| Liberty | * | 2-4 | 0-0 | 12-15 | 9 | 0 | 16 | 1 | 1 | 0 | 0 | 28 |
| Chicago State | * | 4-6 | 0-0 | 3-4 | 10 | 2 | 11 | 7 | 1 | 0 | 0 | 26 |
| Maine | * | 1-4 | 0-0 | 11-12 | 11 | 2 | 13 | 5 | 1 | 0 | 0 | 29 |
| Georgia | * | 5-11 | 0-0 | 8-12 | 6 | 1 | 18 | 2 | 1 | 1 | 1 | 37 |
| California | * | 4-11 | 0-0 | 3-6 | 5 | 4 | 11 | 3 | 4 | 1 | 1 | 33 |
| Wisconsin | * | 2-9 | 0-0 | 4-7 | 6 | 1 | 8 | 3 | 2 | 0 | 0 | 26 |
| Indiana State | * | 5-7 | 0-0 | 6-9 | 7 | 1 | 16 | 4 | 2 | 1 | 1 | 35 |
| Kentucky | | | | | | | | | | | | |
| Gonzaga | | | | | | | | | | | | |
| Stony Brook | | | | | | | | | | | | |
| UMBC | | | | | | | | | | | | |
| Georgetown | | | | | | | | | | | | |
| Syracuse | | | | | | | | | | | | |
| Connecticut | | | | | | | | | | | | |
| St. John's | | | | | | | | | | | | |
| Marquette | | | | | | | | | | | | |
| St. John's | | | | | | | | | | | | |
| Cincinnati | | | | | | | | | | | | |
| Marquette | | | | | | | | | | | | |
| Pittsburgh | | | | | | | | | | | | |
| DePaul | | | | | | | | | | | | |
| Rutgers | | | | | | | | | | | | |
| Louisville | | | | | | | | | | | | |
| USF | | | | | | | | | | | | |
| West Virginia | | | | | | | | | | | | |
| Providence | | | | | | | | | | | | |
| Seton Hall | | | | | | | | | | | | |
| Villanova | | | | | | | | | | | | |
| Connecticut | | | | | | | | | | | | |

Career Stats vs. BIG EAST

| Opponent | GP-GS | Min. | FG-A | 3PT-A | FT-A | Reb. | A | PF | B | S | Pts. |
|---------------|-------|------|-------|-------|-------|--------|---|----|---|---|--------|
| Cincinnati | 2-2 | 39 | 1-2 | 0-0 | 2-5 | 6/3.0 | 2 | 9 | 0 | 1 | 4/2.0 |
| Connecticut | 4-2 | 77 | 13-28 | 0-0 | 2-8 | 22/5.5 | 5 | 6 | 0 | 3 | 28/7.0 |
| DePaul | 2-1 | 34 | 4-6 | 0-0 | 5-7 | 10/5.0 | 2 | 2 | 0 | 0 | 13/6.5 |
| Georgetown | 3-1 | 33 | 2-3 | 0-0 | 4-5 | 6/2.0 | 3 | 2 | 1 | 0 | 8/2.3 |
| Louisville | 2-1 | 42 | 2-6 | 0-0 | 0-2 | 10/5.0 | 4 | 6 | 1 | 1 | 4/2.0 |
| Marquette | 3-1 | 48 | 4-6 | 0-0 | 7-10 | 11/5.5 | 3 | 6 | 0 | 2 | 15/7.5 |
| Pittsburgh | 3-1 | 81 | 6-11 | 0-0 | 9-14 | 14/4.7 | 9 | 4 | 2 | 4 | 21/7.0 |
| Providence | 2-1 | 38 | 8-13 | 0-0 | 0-0 | 10/5.0 | 0 | 6 | 1 | 1 | 16/8.0 |
| Rutgers | 2-1 | 34 | 6-8 | 0-0 | 1-4 | 3/1.5 | 2 | 5 | 0 | 3 | 13/4.3 |
| St. John's | 3-1 | 65 | 5-10 | 0-0 | 6-9 | 8/2.7 | 7 | 5 | 2 | 3 | 16/5.3 |
| Seton Hall | 3-2 | 66 | 8-14 | 0-1 | 6-12 | 13/4.3 | 2 | 6 | 0 | 1 | 22/7.3 |
| USF | 4-2 | 66 | 7-16 | 0-0 | 10-12 | 18/4.5 | 3 | 9 | 3 | 2 | 24/6.0 |
| Syracuse | 3-1 | 21 | 0-3 | 0-0 | 1-2 | 2/0.7 | 0 | 4 | 0 | 1 | 1/0.3 |
| Villanova | 2-2 | 48 | 5-8 | 0-0 | 6-13 | 17/8.5 | 3 | 8 | 0 | 1 | 16/8.0 |
| West Virginia | 4-2 | 86 | 7-11 | 0-0 | 5-11 | 18/4.5 | 4 | 11 | 1 | 0 | 19/4.8 |

Career Statistics


| Season | GP-GS | Min | Avg | FG-A | Pct | 3FG-A | Pct | FT-A | Pct | O-D-TOT | Avg | PF-FO | Ast | TO | Blk | Stl | Pts | Avg |
|--------------|--------------|-------------|-------------|----------------|-------------|------------|-------------|----------------|-------------|--------------------|------------|--------------|------------|-----------|-----------|-----------|------------|------------|
| 2007-08 | 15-0 | 59 | 11.9 | 6-13 | .462 | 0-1 | .000 | 3-11 | .273 | 8-12-20 | 1.3 | 6-0 | 5 | 3 | 1 | 2 | 15 | 1.0 |
| 2008-09 | 34-1 | 384 | 3.3 | 37-73 | .507 | 0-0 | .000 | 27-50 | .540 | 51-70-121 | 3.6 | 52-2 | 23 | 13 | 6 | 15 | 101 | 3.0 |
| 2009-10 | 35-35 | 923 | 26.4 | 96-177 | .542 | 0-0 | .000 | 80-133 | .602 | 79-104-183 | 5.2 | 101-3 | 59 | 48 | 16 | 24 | 272 | 7.8 |
| 2010-11 | 8-8 | 236 | 29.5 | 25-55 | .455 | 0-0 | .000 | 50-69 | .725 | 23-33-56 | 7.0 | 13-0 | 26 | 13 | 3 | 4 | 100 | 12.5 |
| TOTAL | 92-44 | 1602 | 17.4 | 164-318 | .516 | 0-1 | .000 | 160-263 | .608 | 161-219-380 | 4.1 | 172-5 | 113 | 77 | 26 | 45 | 488 | 5.3 |

Career BIG EAST Statistics

| Season | GP-GS | Min | Avg | FG-A | Pct | 3FG-A | Pct | FT-A | Pct | O-D-TOT | Avg | PF-FO | Ast | TO | Blk | Stl | Pts | Avg |
|--------------|--------------|------------|-------------|---------------|-------------|------------|-------------|--------------|-------------|------------------|------------|-------------|-----------|-----------|-----------|-----------|------------|------------|
| 2007-08 | 6-0 | 9 | 1.5 | 1-2 | .500 | 0-1 | .000 | 2-4 | .500 | 1-1-2 | 0.3 | 0-0 | 0 | 0 | 0 | 0 | 4 | 0.7 |
| 2008-09 | 16-1 | 148 | 9.3 | 17-30 | .567 | 0-0 | .000 | 5-18 | .278 | 21-26-47 | 2.9 | 25-1 | 7 | 2 | 2 | 6 | 39 | 2.4 |
| 2009-10 | 18-18 | 508 | 28.2 | 52-100 | .520 | 0-0 | .000 | 52-77 | .675 | 45-55-100 | 5.6 | 59-3 | 33 | 21 | 8 | 14 | 156 | 8.7 |
| 2010-11 | | | | | | | | | | | | | | | | | | |
| TOTAL | 40-19 | 665 | 16.6 | 70-132 | .530 | 0-1 | .000 | 59-99 | .596 | 67-82-149 | 3.7 | 84-4 | 40 | 23 | 10 | 20 | 199 | 5.0 |

Has Not Played





5 Tom Kopko | Senior • 6-2 • 187 Chicago, Ill. • St. Laurence

Career Games With:

| | |
|---------------------------|-----|
| Double Figure Points..... | N/A |
| 20-Plus Points..... | N/A |
| 30-Plus Points..... | N/A |
| 10-Plus Rebounds..... | N/A |
| 10-Plus Assists..... | N/A |
| Double-Double..... | N/A |

QUICK HITS:

- Played in four contests on the season (Georgia Southern, Liberty, Chicago State, Maine)
- Matched most career minutes against Chicago State, playing 5 minutes
- Posted first points of the season against Maine, connecting on a three pointer

Season and Career Bests

| | | | |
|--|--|--|-------------------------------|
| Points | Season 3 (vs. Maine 11/22/10) | FG's | Season 1 (vs. Maine 11/22/10) |
| Career 5 (vs. Northern Illinois 12/8/07) | Career 2 (vs. Northern Illinois 12/8/07) | 3PT FG's | Season 1 (vs. Maine 11/22/10) |
| Rebounds | Season 1 (on two occasions) | Career 1 (on three occasions) | FT's |
| Career 2 (vs. Monmouth 11/16/07) | Career 1 (on two occasions) | Career 1 (vs. Savannah State 12/22/08) | Minutes |
| Assists | Season -- | Season 5 (vs. Chicago State 11/17/10) | Career 5 (on two occasions) |
| Career 1 (on two occasions) | Season -- | Career -- | |
| Steals | Season -- | Career -- | |
| Career 1 (vs. USC Upstate 11/16/08) | | | |
| Blocks | Season -- | | |
| Career -- | | | |

Game-By-Game Stats

| | Start | FG-A | 3P-A | FT-A | Reb | PF | TP | A | TO | BK | S | Min |
|------------------|-------|------|------|------|-----|----|----|---|----|----|---|-----|
| Georgia Southern | | 0-2 | 0-1 | 0-0 | 1 | 0 | 0 | 0 | 0 | 0 | 0 | 3 |
| Liberty | | 0-0 | 0-0 | 0-0 | 0 | 0 | 0 | 0 | 0 | 0 | 0 | 1 |
| Chicago State | | 0-2 | 0-1 | 0-0 | 1 | 0 | 0 | 0 | 0 | 0 | 0 | 5 |
| Maine | | 1-1 | 1-1 | 0-0 | 0 | 0 | 3 | 0 | 0 | 0 | 0 | 3 |
| Georgia | | | | | | | | | | | | DNP |
| California | | | | | | | | | | | | DNP |
| Wisconsin | | | | | | | | | | | | DNP |
| Indiana State | | | | | | | | | | | | DNP |
| Kentucky | | | | | | | | | | | | |
| Gonzaga | | | | | | | | | | | | |
| Stony Brook | | | | | | | | | | | | |
| UMBC | | | | | | | | | | | | |
| Georgetown | | | | | | | | | | | | |
| Syracuse | | | | | | | | | | | | |
| Connecticut | | | | | | | | | | | | |
| St. John's | | | | | | | | | | | | |
| Marquette | | | | | | | | | | | | |
| St. John's | | | | | | | | | | | | |
| Cincinnati | | | | | | | | | | | | |
| Marquette | | | | | | | | | | | | |
| Pittsburgh | | | | | | | | | | | | |
| DePaul | | | | | | | | | | | | |
| Rutgers | | | | | | | | | | | | |
| Louisville | | | | | | | | | | | | |
| USF | | | | | | | | | | | | |
| West Virginia | | | | | | | | | | | | |
| Providence | | | | | | | | | | | | |
| Seton Hall | | | | | | | | | | | | |
| Villanova | | | | | | | | | | | | |
| Connecticut | | | | | | | | | | | | |

Career Stats vs. BIG EAST

| Opponent | GP-GS | Min. | FG-A | 3PT-A | FT-A | Reb. | A | PF | B | S | Pts. |
|---------------|-------|------|------|-------|------|-------|---|----|---|---|-------|
| Cincinnati | 0-0 | 0 | 0-0 | 0-0 | 0-0 | 0/0.0 | 0 | 0 | 0 | 0 | 0/0.0 |
| Connecticut | 0-0 | 0 | 0-0 | 0-0 | 0-0 | 0/0.0 | 0 | 0 | 0 | 0 | 0/0.0 |
| DePaul | 0-0 | 0 | 0-0 | 0-0 | 0-0 | 0/0.0 | 0 | 0 | 0 | 0 | 0/0.0 |
| Georgetown | 0-0 | 0 | 0-0 | 0-0 | 0-0 | 0/0.0 | 0 | 0 | 0 | 0 | 0/0.0 |
| Louisville | 0-0 | 0 | 0-0 | 0-0 | 0-0 | 0/0.0 | 0 | 0 | 0 | 0 | 0/0.0 |
| Marquette | 0-0 | 0 | 0-0 | 0-0 | 0-0 | 0/0.0 | 0 | 0 | 0 | 0 | 0/0.0 |
| Pittsburgh | 0-0 | 0 | 0-0 | 0-0 | 0-0 | 0/0.0 | 0 | 0 | 0 | 0 | 0/0.0 |
| Providence | 0-0 | 0 | 0-0 | 0-0 | 0-0 | 0/0.0 | 0 | 0 | 0 | 0 | 0/0.0 |
| Rutgers | 0-0 | 0 | 0-0 | 0-0 | 0-0 | 0/0.0 | 0 | 0 | 0 | 0 | 0/0.0 |
| St. John's | 0-0 | 0 | 0-0 | 0-0 | 0-0 | 0/0.0 | 0 | 0 | 0 | 0 | 0/0.0 |
| Seton Hall | 1-0 | 1 | 0-0 | 0-0 | 0-0 | 0/0.0 | 0 | 0 | 0 | 0 | 0/0.0 |
| South Florida | 0-0 | 0 | 0-0 | 0-0 | 0-0 | 0/0.0 | 0 | 0 | 0 | 0 | 0/0.0 |
| Syracuse | 0-0 | 0 | 0-0 | 0-0 | 0-0 | 0/0.0 | 0 | 0 | 0 | 0 | 0/0.0 |
| Villanova | 0-0 | 0 | 0-0 | 0-0 | 0-0 | 0/0.0 | 0 | 0 | 0 | 0 | 0/0.0 |
| West Virginia | 0-0 | 0 | 0-0 | 0-0 | 0-0 | 0/0.0 | 0 | 0 | 0 | 0 | 0/0.0 |

Career Statistics

| Season | GP-GS | Min | Avg | FG-A | Pct | 3FG-A | Pct | FT-A | Pct | O-D-TOT | Avg | PF-FO | Ast | TO | Blk | Stl | Pts | Avg |
|--------------|-------------|-----------|------------|-------------|-------------|-------------|-------------|------------|-------------|--------------|------------|------------|----------|----------|----------|----------|-----------|------------|
| 2007-08 | 5-0 | 11 | 2.2 | 2-4 | .500 | 1-3 | .333 | 0-1 | .000 | 1-1-2 | 0.4 | 1-0 | 0 | 0 | 0 | 0 | 5 | 1.0 |
| 2008-09 | 6-0 | 12 | 2.0 | 3-7 | .429 | 0-3 | .000 | 1-2 | .500 | 0-0-0 | 0.0 | 0-0 | 3 | 1 | 0 | 2 | 7 | 1.2 |
| 2009-10 | 8-0 | 13 | 1.6 | 3-6 | .500 | 2-4 | .500 | 0-0 | .000 | 0-0-0 | 0.0 | 2-0 | 0 | 1 | 0 | 0 | 8 | 1.0 |
| 2010-11 | 4-0 | 12 | 3.0 | 1-5 | .200 | 1-3 | .333 | 0-0 | .000 | 2-0-2 | 0.5 | 0-0 | 0 | 0 | 0 | 0 | 3 | 0.8 |
| TOTAL | 23-0 | 48 | 2.1 | 9-22 | .409 | 4-13 | .308 | 1-3 | .333 | 3-1-4 | 0.2 | 3-0 | 3 | 2 | 0 | 2 | 23 | 1.0 |

Career BIG EAST Statistics

| Season | GP-GS | Min | Avg | FG-A | Pct | 3FG-A | Pct | FT-A | Pct | O-D-TOT | Avg | PF-FO | Ast | TO | Blk | Stl | Pts | Avg |
|--------------|------------|----------|------------|------------|-------------|------------|-------------|------------|-------------|--------------|------------|------------|----------|----------|----------|----------|----------|------------|
| 2007-08 | 1-0 | 0 | 0.0 | 0-0 | .000 | 0-0 | .000 | 0-0 | .000 | 0-0-0 | 0.0 | 0-0 | 0 | 0 | 0 | 0 | 0 | 0.0 |
| 2008-09 | | | | | | | | | | | | | | | | | | |
| 2009-10 | | | | | | | | | | | | | | | | | | |
| 2010-11 | | | | | | | | | | | | | | | | | | |
| TOTAL | 1-0 | 0 | 0.0 | 0-0 | .000 | 0-0 | .000 | 0-0 | .000 | 0-0-0 | 0.0 | 0-0 | 0 | 0 | 0 | 0 | 0 | 0.0 |





12 Alex Dragicevich | Freshman • 6-8 • 215 Northbrook, Ill. • Glenbrook North

Career Games With:

| | |
|---------------------------|-----|
| Double Figure Points..... | N/A |
| 20-Plus Points..... | N/A |
| 30-Plus Points..... | N/A |
| 10-Plus Rebounds..... | N/A |
| 10-Plus Assists..... | N/A |
| Double-Double..... | N/A |

QUICK HITS:

- Played in four games on the season
- Scored first points with the Irish against Georgia Southern, recording 9 points on 2-5 shooting, including a perfect 4-4 from the free throw line
- Also grabbed first rebounds of career against Georgia Southern, pulling down 3 boards in the contest

Season and Career Bests

| | | | |
|-----------------|-----------------------------------|-----------------|------------------------------------|
| Points | | FG's | |
| Season | 9 (vs. Georgia Southern 11/12/10) | Season | 2 (vs. Georgia Southern 11/12/10) |
| Career | 9 (vs. Georgia Southern 11/12/10) | Career | 2 (vs. Georgia Southern 11/12/10) |
| Rebounds | | 3PT FG's | |
| Season | 3 (vs. Georgia Southern 11/12/10) | Season | 1 (vs. Georgia Southern 11/12/10) |
| Career | 3 (vs. Georgia Southern 11/12/10) | Career | 1 (vs. Georgia Southern 11/12/10) |
| Assists | | FT's | |
| Season | -- | Season | 4 (vs. Georgia Southern 11/12/10) |
| Career | -- | Career | 4 (vs. Georgia Southern 11/12/10) |
| Steals | | Minutes | |
| Season | -- | Season | 10 (vs. Georgia Southern 11/12/10) |
| Career | -- | Career | 10 (vs. Georgia Southern 11/12/10) |
| Blocks | | | |
| Season | -- | | |
| Career | -- | | |

Game-By-Game Stats

| | Start | FG-A | 3P-A | FT-A | Reb | PF | TP | A | TO | BK | S | Min |
|------------------|-------|------|------|------|-----|----|----|---|----|----|---|-----|
| Georgia Southern | | 2-5 | 1-2 | 4-4 | 3 | 1 | 9 | 0 | 0 | 0 | 0 | 10 |
| Liberty | | 0-0 | 0-0 | 0-0 | 0 | 0 | 0 | 0 | 0 | 0 | 0 | 1 |
| Chicago State | | 1-2 | 0-0 | 2-2 | 1 | 0 | 4 | 0 | 0 | 0 | 0 | 7 |
| Maine | | 0-0 | 0-0 | 0-0 | 1 | 0 | 0 | 0 | 0 | 0 | 0 | 4 |
| Georgia | | | | | | | | | | | | DNP |
| California | | | | | | | | | | | | DNP |
| Wisconsin | | | | | | | | | | | | DNP |
| Indiana State | | | | | | | | | | | | DNP |
| Kentucky | | | | | | | | | | | | |
| Gonzaga | | | | | | | | | | | | |
| Stony Brook | | | | | | | | | | | | |
| UMBC | | | | | | | | | | | | |
| Georgetown | | | | | | | | | | | | |
| Syracuse | | | | | | | | | | | | |
| Connecticut | | | | | | | | | | | | |
| St. John's | | | | | | | | | | | | |
| Marquette | | | | | | | | | | | | |
| St. John's | | | | | | | | | | | | |
| Cincinnati | | | | | | | | | | | | |
| Marquette | | | | | | | | | | | | |
| Pittsburgh | | | | | | | | | | | | |
| DePaul | | | | | | | | | | | | |
| Rutgers | | | | | | | | | | | | |
| Louisville | | | | | | | | | | | | |
| USF | | | | | | | | | | | | |
| West Virginia | | | | | | | | | | | | |
| Providence | | | | | | | | | | | | |
| Seton Hall | | | | | | | | | | | | |
| Villanova | | | | | | | | | | | | |
| Connecticut | | | | | | | | | | | | |

Career Stats vs. BIG EAST

| Opponent | GP-GS | Min. | FG-A | 3PT-A | FT-A | Reb. | A | PF | B | S | Pts. |
|---------------|-------|------|------|-------|------|-------|---|----|---|---|-------|
| Cincinnati | 0-0 | 0 | 0-0 | 0-0 | 0-0 | 0/0.0 | 0 | 0 | 0 | 0 | 0/0.0 |
| Connecticut | 0-0 | 0 | 0-0 | 0-0 | 0-0 | 0/0.0 | 0 | 0 | 0 | 0 | 0/0.0 |
| DePaul | 0-0 | 0 | 0-0 | 0-0 | 0-0 | 0/0.0 | 0 | 0 | 0 | 0 | 0/0.0 |
| Georgetown | 0-0 | 0 | 0-0 | 0-0 | 0-0 | 0/0.0 | 0 | 0 | 0 | 0 | 0/0.0 |
| Louisville | 0-0 | 0 | 0-0 | 0-0 | 0-0 | 0/0.0 | 0 | 0 | 0 | 0 | 0/0.0 |
| Marquette | 0-0 | 0 | 0-0 | 0-0 | 0-0 | 0/0.0 | 0 | 0 | 0 | 0 | 0/0.0 |
| Pittsburgh | 0-0 | 0 | 0-0 | 0-0 | 0-0 | 0/0.0 | 0 | 0 | 0 | 0 | 0/0.0 |
| Providence | 0-0 | 0 | 0-0 | 0-0 | 0-0 | 0/0.0 | 0 | 0 | 0 | 0 | 0/0.0 |
| Rutgers | 0-0 | 0 | 0-0 | 0-0 | 0-0 | 0/0.0 | 0 | 0 | 0 | 0 | 0/0.0 |
| St. John's | 0-0 | 0 | 0-0 | 0-0 | 0-0 | 0/0.0 | 0 | 0 | 0 | 0 | 0/0.0 |
| Seton Hall | 0-0 | 0 | 0-0 | 0-0 | 0-0 | 0/0.0 | 0 | 0 | 0 | 0 | 0/0.0 |
| USF | 0-0 | 0 | 0-0 | 0-0 | 0-0 | 0/0.0 | 0 | 0 | 0 | 0 | 0/0.0 |
| Syracuse | 0-0 | 0 | 0-0 | 0-0 | 0-0 | 0/0.0 | 0 | 0 | 0 | 0 | 0/0.0 |
| Villanova | 0-0 | 0 | 0-0 | 0-0 | 0-0 | 0/0.0 | 0 | 0 | 0 | 0 | 0/0.0 |
| West Virginia | 0-0 | 0 | 0-0 | 0-0 | 0-0 | 0/0.0 | 0 | 0 | 0 | 0 | 0/0.0 |


Career Statistics

| Season | GP-GS | Min | Avg | FG-A | Pct | 3FG-A | Pct | FT-A | Pct | O-D-TOT | Avg | PF-FO | Ast | TO | Blk | Stl | Pts | Avg |
|--------------|------------|-----------|------------|------------|-------------|------------|-------------|------------|--------------|--------------|------------|------------|----------|----------|----------|----------|-----------|------------|
| 2010-11 | 4-0 | 22 | 5.5 | 3-7 | .429 | 1-2 | .500 | 6-6 | 1.000 | 1-4-5 | 1.3 | 1-0 | 0 | 0 | 0 | 0 | 13 | 3.3 |
| TOTAL | 4-0 | 22 | 5.5 | 3-7 | .429 | 1-2 | .500 | 6-6 | 1.000 | 1-4-5 | 1.3 | 1-0 | 0 | 0 | 0 | 0 | 13 | 3.3 |

Career BIG EAST Statistics

| Season | GP-GS | Min | Avg | FG-A | Pct | 3FG-A | Pct | FT-A | Pct | O-D-TOT | Avg | PF-FO | Ast | TO | Blk | Stl | Pts | Avg |
|--------------|-------|-----|-----|------|-----|-------|-----|------|-----|---------|-----|-------|-----|----|-----|-----|-----|-----|
| 2010-11 | | | | | | | | | | | | | | | | | | |
| TOTAL | | | | | | | | | | | | | | | | | | |





14 Scott Martin | Senior • 6-8 • 219 Valparaiso, Ind. • Valparaiso

Career Games With:

| | |
|----------------------------|----------------|
| Double Figure Points | 16 (3 with ND) |
| 20-Plus Points..... | N/A |
| 30-Plus Points..... | N/A |
| 10-Plus Rebounds..... | N/A |
| 10-Plus Assists | N/A |
| Double-Double | N/A |

QUICK HITS:

- Took to the court for first time since '07-08 season against Georgia Southern, scoring 7 points along with 5 rebounds in 22 minutes of play
- Missed contest against Chicago State due to back spasms
- Returned to starting lineup against Maine, recording first game in double figures with the Irish after scoring 15 points
- Reached double figures for second time on season, scoring 11 points against California in Old Spice Classic second round matchup
- Connected on career-high seven field goals (7-12) against Indiana State en route to a 15-point performance

Season and Career Bests

| | | | |
|-----------------|---|-----------------|---|
| Points | Season 15 (on two occasions) Career 17 (vs. Missouri St. 12/23/07) | FG's | Season 7 (vs. Indiana State 11/30/10) Career 7 (vs. Indiana State 11/30/10) |
| Rebounds | Season 7 (vs. Wisconsin 11/28/10) Career 9 (vs. Northwestern 3/1/08) | 3PT FG's | Season 2 (vs. Maine 11/22/10) Career 2 (on seven occasions) |
| Assists | Season 3 (on two occasions) Career 5 (vs. Minnesota 2/27/08) | FT's | Season 7 (vs. California 11/26/10) Career 8 (vs. Florida International 12/29/07) |
| Steals | Season 1 (vs. Liberty 11/14/10) Career 4 (vs. Clemson 11/27/07) | Minutes | Season 29 (on two occasions) Career 33 (vs. Indiana State 12/1/07) |
| Blocks | Season 1 (on two occasions) Career 3 (on two occasions) | | |

Game-By-Game Stats

| | Start | FG-A | 3P-A | FT-A | Reb | PF | TP | A | TO | BK | S | Min |
|------------------|-------|---------------|------|------|-----|----|----|---|----|----|---|-----|
| Georgia Southern | * | 2-7 | 0-3 | 3-3 | 5 | 4 | 7 | 2 | 2 | 0 | 0 | 22 |
| Liberty | * | 2-9 | 1-5 | 1-4 | 3 | 0 | 6 | 3 | 2 | 1 | 1 | 29 |
| Chicago State | | DNP - Injured | | | | | | | | | | |
| Maine | * | 6-8 | 2-3 | 1-2 | 5 | 2 | 15 | 3 | 2 | 0 | 0 | 28 |
| Georgia | * | 2-3 | 0-1 | 2-4 | 2 | 1 | 6 | 0 | 2 | 0 | 0 | 26 |
| California | * | 2-8 | 0-3 | 7-8 | 6 | 1 | 11 | 1 | 0 | 1 | 0 | 26 |
| Wisconsin | * | 1-4 | 0-0 | 4-5 | 7 | 0 | 6 | 1 | 0 | 0 | 0 | 27 |
| Indiana State | * | 7-12 | 1-4 | 0-1 | 5 | 2 | 15 | 2 | 1 | 0 | 0 | 29 |
| Kentucky | | | | | | | | | | | | |
| Gonzaga | | | | | | | | | | | | |
| Stony Brook | | | | | | | | | | | | |
| UMBC | | | | | | | | | | | | |
| Georgetown | | | | | | | | | | | | |
| Syracuse | | | | | | | | | | | | |
| Connecticut | | | | | | | | | | | | |
| St. John's | | | | | | | | | | | | |
| Marquette | | | | | | | | | | | | |
| St. John's | | | | | | | | | | | | |
| Cincinnati | | | | | | | | | | | | |
| Marquette | | | | | | | | | | | | |
| Pittsburgh | | | | | | | | | | | | |
| DePaul | | | | | | | | | | | | |
| Rutgers | | | | | | | | | | | | |
| Louisville | | | | | | | | | | | | |
| USF | | | | | | | | | | | | |
| West Virginia | | | | | | | | | | | | |
| Providence | | | | | | | | | | | | |
| Seton Hall | | | | | | | | | | | | |
| Villanova | | | | | | | | | | | | |
| Connecticut | | | | | | | | | | | | |

Career Stats vs. BIG EAST

| Opponent | GP-GS | Min. | FG-A | 3PT-A | FT-A | Reb. | A | PF | B | S | Pts. |
|---------------|-------|------|------|-------|------|-------|---|----|---|---|---------|
| Cincinnati | 0-0 | 0 | 0-0 | 0-0 | 0-0 | 0/0.0 | 0 | 0 | 0 | 0 | 0/0.0 |
| Connecticut | 0-0 | 0 | 0-0 | 0-0 | 0-0 | 0/0.0 | 0 | 0 | 0 | 0 | 0/0.0 |
| DePaul | 0-0 | 0 | 0-0 | 0-0 | 0-0 | 0/0.0 | 0 | 0 | 0 | 0 | 0/0.0 |
| Georgetown | 0-0 | 0 | 0-0 | 0-0 | 0-0 | 0/0.0 | 0 | 0 | 0 | 0 | 0/0.0 |
| Louisville | 1-1 | 22 | 3-6 | 0-1 | 5-8 | 3/3.0 | 0 | 4 | 0 | 1 | 11/11.0 |
| Marquette | 0-0 | 0 | 0-0 | 0-0 | 0-0 | 0/0.0 | 0 | 0 | 0 | 0 | 0/0.0 |
| Pittsburgh | 0-0 | 0 | 0-0 | 0-0 | 0-0 | 0/0.0 | 0 | 0 | 0 | 0 | 0/0.0 |
| Providence | 0-0 | 0 | 0-0 | 0-0 | 0-0 | 0/0.0 | 0 | 0 | 0 | 0 | 0/0.0 |
| Rutgers | 0-0 | 0 | 0-0 | 0-0 | 0-0 | 0/0.0 | 0 | 0 | 0 | 0 | 0/0.0 |
| St. John's | 0-0 | 0 | 0-0 | 0-0 | 0-0 | 0/0.0 | 0 | 0 | 0 | 0 | 0/0.0 |
| Seton Hall | 0-0 | 0 | 0-0 | 0-0 | 0-0 | 0/0.0 | 0 | 0 | 0 | 0 | 0/0.0 |
| USF | 0-0 | 0 | 0-0 | 0-0 | 0-0 | 0/0.0 | 0 | 0 | 0 | 0 | 0/0.0 |
| Syracuse | 0-0 | 0 | 0-0 | 0-0 | 0-0 | 0/0.0 | 0 | 0 | 0 | 0 | 0/0.0 |
| Villanova | 0-0 | 0 | 0-0 | 0-0 | 0-0 | 0/0.0 | 0 | 0 | 0 | 0 | 0/0.0 |
| West Virginia | 0-0 | 0 | 0-0 | 0-0 | 0-0 | 0/0.0 | 0 | 0 | 0 | 0 | 0/0.0 |

Career Statistics

| Season | GP-GS | Min | Avg | FG-A | Pct | 3FG-A | Pct | FT-A | Pct | O-D-TOT | Avg | PF-FO | Ast | TO | Blk | Stl | Pts | Avg |
|--------------|--------------|------------|-------------|----------------|-------------|---------------|-------------|---------------|-------------|-------------------|------------|-------------|-----------|-----------|-----------|-----------|------------|------------|
| 2007-08 | 32-8 | 700 | 21.9 | 84-225 | .373 | 26-83 | .313 | 78-112 | .696 | 42-79-121 | 3.8 | 78-3 | 44 | 48 | 21 | 31 | 272 | 8.5 |
| 2008-09 | | | | | | | | | | | | | | | | | | |
| 2009-10 | | | | | | | | | | | | | | | | | | |
| 2010-11 | 7-7 | 187 | 26.7 | 22-51 | .431 | 4-19 | .211 | 18-27 | .667 | 9-24-33 | 4.7 | 10-0 | 12 | 9 | 2 | 1 | 66 | 9.4 |
| TOTAL | 39-15 | 887 | 22.7 | 106-276 | .384 | 30-102 | .294 | 96-139 | .691 | 51-103-154 | 3.9 | 88-3 | 56 | 57 | 23 | 32 | 338 | 8.7 |

Career BIG EAST Statistics

| Season | GP-GS | Min | Avg | FG-A | Pct | 3FG-A | Pct | FT-A | Pct | O-D-TOT | Avg | PF-FO | Ast | TO | Blk | Stl | Pts | Avg |
|--------------|------------|----------|------------|------------|-------------|------------|-------------|------------|-------------|--------------|------------|------------|----------|----------|----------|----------|----------|------------|
| 2008-09 | | | | | | | | | | | | | | | | | | |
| 2009-10 | | | | | | | | | | | | | | | | | | |
| 2010-11 | | | | | | | | | | | | | | | | | | |
| TOTAL | 0-0 | 0 | 0.0 | 0-0 | .000 | 0-0 | .000 | 0-0 | .000 | 0-0-0 | 0.0 | 0-0 | 0 | 0 | 0 | 0 | 0 | 0.0 |





21 Tim Abromaitis | Graduate Student • 6-8 • 235 Unionville, Conn. • Farmington

Career Games With:

| | |
|---------------------------|-----|
| Double Figure Points..... | 35 |
| 20-Plus Points..... | 11 |
| 30-Plus Points..... | 2 |
| 10-Plus Rebounds..... | 3 |
| 10-Plus Assists..... | N/A |
| Double-Double..... | 2 |

QUICK HITS:

- Has started 34 of the last 35 contests for the Irish
- Reached double-figure points seven times this season
- Eclipsed 20 points in a game three times this season
- Posted 30+ minutes of action in six games this season
- Posted first double-double of the season against Chicago State, notching 21 points along with 10 rebounds
- Set career high in assists against Chicago State, dishing out 7 assists
- Had best scoring game of young season, posting 26 points (8-9 FG's, 4-5 3FG's) against Maine
- Named Old Spice Classic tournament MVP along with All-Tournament team member, averaging 14.0 PPG, including a 25-point outburst against Georgia in a career best 46 minutes of play
- Recorded a career best in rebounds, pulling down 11 boards against California in second round of Old Spice Classic

Season and Career Bests

| | | | |
|-----------------|--|-----------------|---|
| Points | Season 26 (vs. Maine 11/22/10) Career 31 (vs. UCF 12/6/09) | FG's | Season 8 (vs. Maine 11/22/10) Career 11 (vs. Louisville 2/17/10) |
| Rebounds | Season 11 (vs. California 11/26/10) Career 11 (vs. California 11/26/10) | 3PT FG's | Season 4 (on two occasions) Career 5 (on three occasions) |
| Assists | Season 7 (vs. Chicago State 11/17/10) Career 7 (vs. Chicago State 11/17/10) | FT's | Season 9 (vs. Georgia 11/25/10) Career 12 (vs. Seton Hall 2/11/10) |
| Steals | Season 2 (vs. Liberty 11/14/10) Career 2 (on three occasions) | Minutes | Season 46 (vs. Georgia 11/25/10) Career 46 (vs. Georgia 11/25/10) |
| Blocks | Season 2 (vs. California 11/26/10) Career 2 (on two occasions) | | |

Game-By-Game Stats

| | Start | FG-A | 3P-A | FT-A | Reb | PF | TP | A | TO | BK | S | Min |
|------------------|-------|------|------|------|-----|----|----|---|----|----|---|-----|
| Georgia Southern | * | 2-13 | 1-7 | 5-6 | 5 | 1 | 10 | 3 | 1 | 0 | 0 | 22 |
| Liberty | * | 4-12 | 2-9 | 3-4 | 7 | 2 | 13 | 0 | 2 | 1 | 2 | 34 |
| Chicago State | * | 6-15 | 1-8 | 8-9 | 10 | 0 | 21 | 7 | 0 | 1 | 1 | 30 |
| Maine | * | 8-9 | 4-5 | 6-6 | 3 | 2 | 26 | 3 | 0 | 0 | 1 | 27 |
| Georgia | * | 6-11 | 4-5 | 9-12 | 6 | 4 | 25 | 0 | 2 | 0 | 1 | 46 |
| California | * | 2-10 | 0-4 | 3-5 | 11 | 1 | 7 | 2 | 1 | 2 | 0 | 37 |
| Wisconsin | * | 3-11 | 0-2 | 4-4 | 9 | 2 | 10 | 0 | 2 | 0 | 0 | 36 |
| Indiana State | * | 4-11 | 3-7 | 2-2 | 4 | 3 | 13 | 3 | 1 | 0 | 1 | 33 |
| Kentucky | | | | | | | | | | | | |
| Gonzaga | | | | | | | | | | | | |
| Stony Brook | | | | | | | | | | | | |
| UMBC | | | | | | | | | | | | |
| Georgetown | | | | | | | | | | | | |
| Syracuse | | | | | | | | | | | | |
| Connecticut | | | | | | | | | | | | |
| St. John's | | | | | | | | | | | | |
| Marquette | | | | | | | | | | | | |
| St. John's | | | | | | | | | | | | |
| Cincinnati | | | | | | | | | | | | |
| Marquette | | | | | | | | | | | | |
| Pittsburgh | | | | | | | | | | | | |
| DePaul | | | | | | | | | | | | |
| Rutgers | | | | | | | | | | | | |
| Louisville | | | | | | | | | | | | |
| USF | | | | | | | | | | | | |
| West Virginia | | | | | | | | | | | | |
| Providence | | | | | | | | | | | | |
| Seton Hall | | | | | | | | | | | | |
| Villanova | | | | | | | | | | | | |
| Connecticut | | | | | | | | | | | | |

Career Stats vs. BIG EAST

| Opponent | GP-GS | Min. | FG-A | 3PT-A | FT-A | Reb. | A | PF | B | S | Pts. |
|---------------|-------|------|-------|-------|-------|---------|---|----|---|---|---------|
| Cincinnati | 2-2 | 66 | 11-20 | 4-5 | 12-15 | 11/5.5 | 4 | 6 | 1 | 3 | 38/19.0 |
| Connecticut | 2-1 | 70 | 7-21 | 2-9 | 2-2 | 8/4.0 | 2 | 4 | 0 | 2 | 18/9.0 |
| DePaul | 1-1 | 33 | 9-16 | 5-9 | 7-8 | 6/6.0 | 3 | 0 | 0 | 1 | 30/30.0 |
| Georgetown | 2-1 | 36 | 7-19 | 1-9 | 6-6 | 4/2.0 | 3 | 2 | 2 | 1 | 21/10.5 |
| Louisville | 1-1 | 45 | 11-18 | 2-4 | 5-6 | 5/5.0 | 0 | 4 | 1 | 0 | 29/29.0 |
| Marquette | 2-1 | 44 | 6-18 | 1-9 | 7-8 | 9/4.5 | 4 | 0 | 0 | 0 | 20/10.0 |
| Pittsburgh | 2-2 | 73 | 7-15 | 3-6 | 7-8 | 7/3.5 | 1 | 2 | 2 | 0 | 24/12.0 |
| Providence | 1-1 | 30 | 8-14 | 5-8 | 1-2 | 7/7.0 | 1 | 2 | 0 | 0 | 22/22.0 |
| Rutgers | 1-1 | 39 | 6-13 | 3-7 | 2-2 | 10/10.0 | 2 | 4 | 0 | 0 | 17/17.0 |
| St. John's | 1-1 | 39 | 7-11 | 4-6 | 6-8 | 6/6.0 | 1 | 1 | 0 | 1 | 24/24.0 |
| Seton Hall | 3-2 | 66 | 5-13 | 3-7 | 14-14 | 14/4.7 | 2 | 5 | 0 | 0 | 27/9.0 |
| USF | 2-2 | 63 | 7-16 | 3-8 | 1-1 | 8/4.0 | 5 | 3 | 0 | 1 | 18/9.0 |
| Syracuse | 1-1 | 38 | 10-17 | 5-11 | 1-2 | 2/2.0 | 3 | 4 | 1 | 0 | 26/26.0 |
| Villanova | 1-1 | 37 | 3-13 | 2-8 | 8-10 | 5/5.0 | 2 | 3 | 0 | 0 | 16/16.0 |
| West Virginia | 2-2 | 64 | 6-14 | 3-7 | 9-11 | 11/5.5 | 2 | 6 | 0 | 2 | 24/12.0 |

Career Statistics

| Season | GP-GS | Min | Avg | FG-A | Pct | 3FG-A | Pct | FT-A | Pct | O-D-TOT | Avg | PF-FO | Ast | TO | Blk | Stl | Pts | Avg |
|--------------|--------------|-------------|-------------|----------------|-------------|---------------|-------------|----------------|-------------|-------------------|------------|-------------|-----------|-----------|-----------|-----------|------------|-------------|
| 2007-08 | 12-0 | 40 | 3.3 | 6-21 | .286 | 1-8 | .125 | 7-7 | 1.000 | 5-7-12 | 1.0 | 5-0 | 3 | 4 | 1 | 1 | 20 | 1.7 |
| 2008-09 | | | | | | | | | | Did Not Play | | | | | | | | |
| 2009-10 | 35-26 | 1104 | 31.5 | 183-370 | .495 | 81-189 | .429 | 117-134 | .873 | 43-123-166 | 4.7 | 76-1 | 52 | 42 | 11 | 17 | 564 | 16.1 |
| 2010-11 | 8-8 | 265 | 33.1 | 35-92 | .380 | 15-47 | .319 | 40-48 | .833 | 9-46-55 | 6.9 | 15-0 | 18 | 9 | 4 | 6 | 125 | 15.6 |
| TOTAL | 55-34 | 1409 | 25.6 | 224-483 | .464 | 97-244 | .398 | 164-189 | .868 | 57-176-233 | 4.2 | 96-1 | 73 | 55 | 16 | 24 | 709 | 12.9 |

Career BIG EAST Statistics

| Season | GP-GS | Min | Avg | FG-A | Pct | 3FG-A | Pct | FT-A | Pct | O-D-TOT | Avg | PF-FO | Ast | TO | Blk | Stl | Pts | Avg |
|--------------|--------------|------------|-------------|----------------|-------------|---------------|-------------|--------------|-------------|------------------|------------|-------------|-----------|-----------|----------|----------|------------|-------------|
| 2007-08 | 3-0 | 5 | 1.7 | 1-2 | .500 | 0-1 | .000 | 2-2 | 1.000 | 0-0-0 | 0.0 | 1-0 | 1 | 1 | 0 | 0 | 4 | 1.3 |
| 2008-09 | | | | | | | | | | Did Not Play | | | | | | | | |
| 2009-10 | 18-17 | 647 | 35.9 | 102-217 | .470 | 45-109 | .413 | 78-90 | .867 | 28-74-102 | 5.7 | 37-1 | 34 | 25 | 6 | 9 | 327 | 18.2 |
| 2010-11 | | | | | | | | | | Has Not Played | | | | | | | | |
| TOTAL | 21-17 | 652 | 31.0 | 103-219 | .470 | 45-110 | .409 | 80-92 | .870 | 28-74-102 | 4.9 | 38-1 | 35 | 26 | 6 | 9 | 331 | 15.8 |





22 Jerian Grant | Freshman • 6-5 • 185 Bowie, Md. • DeMatha

Career Games With:

| | |
|---------------------------|-----|
| Double Figure Points..... | N/A |
| 20-Plus Points..... | N/A |
| 30-Plus Points..... | N/A |
| 10-Plus Rebounds..... | N/A |
| 10-Plus Assists..... | N/A |
| Double-Double..... | N/A |

QUICK HITS:

- Has not played during the 2010-11 season
- Missed first four game of the season while recoving from injury

Season and Career Bests

| | | | |
|-----------------|----|-----------------|----|
| Points | | FG's | |
| Season | -- | Season | -- |
| Career | -- | Career | -- |
| Rebounds | | 3PT FG's | |
| Season | -- | Season | -- |
| Career | -- | Career | -- |
| Assists | | FT's | |
| Season | -- | Season | -- |
| Career | -- | Career | -- |
| Steals | | Minutes | |
| Season | -- | Season | -- |
| Career | -- | Career | -- |
| Blocks | | | |
| Season | -- | | |
| Career | -- | | |

Game-By-Game Stats

| | Start | FG-A | 3P-A | FT-A | Reb | PF | TP | A | TO | BK | S | Min |
|------------------|-------|------|------|------|-----|----|----|---|----|----|---|---------------|
| Georgia Southern | | | | | | | | | | | | DNP - Injured |
| Liberty | | | | | | | | | | | | DNP - Injured |
| Chicago State | | | | | | | | | | | | DNP - Injured |
| Maine | | | | | | | | | | | | DNP - Injured |
| Georgia | | | | | | | | | | | | DNP |
| California | | | | | | | | | | | | DNP |
| Wisconsin | | | | | | | | | | | | DNP |
| Indiana State | | | | | | | | | | | | DNP |
| Kentucky | | | | | | | | | | | | |
| Gonzaga | | | | | | | | | | | | |
| Stony Brook | | | | | | | | | | | | |
| UMBC | | | | | | | | | | | | |
| Georgetown | | | | | | | | | | | | |
| Syracuse | | | | | | | | | | | | |
| Connecticut | | | | | | | | | | | | |
| St. John's | | | | | | | | | | | | |
| Marquette | | | | | | | | | | | | |
| St. John's | | | | | | | | | | | | |
| Cincinnati | | | | | | | | | | | | |
| Marquette | | | | | | | | | | | | |
| Pittsburgh | | | | | | | | | | | | |
| DePaul | | | | | | | | | | | | |
| Rutgers | | | | | | | | | | | | |
| Louisville | | | | | | | | | | | | |
| USF | | | | | | | | | | | | |
| West Virginia | | | | | | | | | | | | |
| Providence | | | | | | | | | | | | |
| Seton Hall | | | | | | | | | | | | |
| Villanova | | | | | | | | | | | | |
| Connecticut | | | | | | | | | | | | |

Career Stats vs. BIG EAST

| Opponent | GP-GS | Min. | FG-A | 3PT-A | FT-A | Reb. | A | PF | B | S | Pts. |
|---------------|-------|------|------|-------|------|-------|---|----|---|---|-------|
| Cincinnati | 0-0 | 0 | 0-0 | 0-0 | 0-0 | 0/0.0 | 0 | 0 | 0 | 0 | 0/0.0 |
| Connecticut | 0-0 | 0 | 0-0 | 0-0 | 0-0 | 0/0.0 | 0 | 0 | 0 | 0 | 0/0.0 |
| DePaul | 0-0 | 0 | 0-0 | 0-0 | 0-0 | 0/0.0 | 0 | 0 | 0 | 0 | 0/0.0 |
| Georgetown | 0-0 | 0 | 0-0 | 0-0 | 0-0 | 0/0.0 | 0 | 0 | 0 | 0 | 0/0.0 |
| Louisville | 0-0 | 0 | 0-0 | 0-0 | 0-0 | 0/0.0 | 0 | 0 | 0 | 0 | 0/0.0 |
| Marquette | 0-0 | 0 | 0-0 | 0-0 | 0-0 | 0/0.0 | 0 | 0 | 0 | 0 | 0/0.0 |
| Pittsburgh | 0-0 | 0 | 0-0 | 0-0 | 0-0 | 0/0.0 | 0 | 0 | 0 | 0 | 0/0.0 |
| Providence | 0-0 | 0 | 0-0 | 0-0 | 0-0 | 0/0.0 | 0 | 0 | 0 | 0 | 0/0.0 |
| Rutgers | 0-0 | 0 | 0-0 | 0-0 | 0-0 | 0/0.0 | 0 | 0 | 0 | 0 | 0/0.0 |
| St. John's | 0-0 | 0 | 0-0 | 0-0 | 0-0 | 0/0.0 | 0 | 0 | 0 | 0 | 0/0.0 |
| Seton Hall | 0-0 | 0 | 0-0 | 0-0 | 0-0 | 0/0.0 | 0 | 0 | 0 | 0 | 0/0.0 |
| USF | 0-0 | 0 | 0-0 | 0-0 | 0-0 | 0/0.0 | 0 | 0 | 0 | 0 | 0/0.0 |
| Syracuse | 0-0 | 0 | 0-0 | 0-0 | 0-0 | 0/0.0 | 0 | 0 | 0 | 0 | 0/0.0 |
| Villanova | 0-0 | 0 | 0-0 | 0-0 | 0-0 | 0/0.0 | 0 | 0 | 0 | 0 | 0/0.0 |
| West Virginia | 0-0 | 0 | 0-0 | 0-0 | 0-0 | 0/0.0 | 0 | 0 | 0 | 0 | 0/0.0 |

Career Statistics

| Season | GP-GS | Min | Avg | FG-A | Pct | 3FG-A | Pct | FT-A | Pct | O-D-TOT | Avg | PF-FO | Ast | TO | Blk | Stl | Pts | Avg | |
|--------------|-------|-----|-----|------|-----|-------|-----|------|-----|---------|-----|-------|-----|----|-----|-----|-----|-----|--|
| 2010-11 | | | | | | | | | | | | | | | | | | | |
| TOTAL | | | | | | | | | | | | | | | | | | | |

Career BIG EAST Statistics

| Season | GP-GS | Min | Avg | FG-A | Pct | 3FG-A | Pct | FT-A | Pct | O-D-TOT | Avg | PF-FO | Ast | TO | Blk | Stl | Pts | Avg | |
|--------------|-------|-----|-----|------|-----|-------|-----|------|-----|---------|-----|-------|-----|----|-----|-----|-----|-----|--|
| 2010-11 | | | | | | | | | | | | | | | | | | | |
| TOTAL | | | | | | | | | | | | | | | | | | | |





23 Ben Hansbrough | Senior • 6-3 • 203 Poplar Bluff, Mo. • Poplar Bluff

Career Games With:

Double Figure Points56 (30 at ND)
 20-Plus Points..... 10 (6 at ND)
 30-Plus Points.....N/A
 10-Plus Rebounds.....1 (1 at ND)
 10-Plus Assists2 (2 at ND)
 Double-Double2 (2 at ND)

QUICK HITS:

- Has started all 43 contests since putting on an Irish uniform
- Recorded his eighth career 20-point game in the season-opener against Georgia Southern
- Has reached double figures in points in seven contests this season, including three times reaching the 20-point mark
- Has led the team in scoring in four games this season
- Tied a then-career high with 5 three pointers against Liberty, marking the fourth time he has hit that many three's
- Set a new career high in three pointers against Chicago State, drilling 6-10 from beyond the arc
- Set a season high for assists on the season when he dished out 9 against Maine
- Posted best rebounding total of the season, recording an identical 6 boards in back-to-back games at the Old Spice Classic against California and Wisconsin
- Recorded career best 24 points against Indiana State, aided by knocking down a career high 8 field goals (8-12)

Season and Career Bests

| | | | |
|-----------------|-----------------------------------|-----------------|--------------------------------|
| Points | 24 (vs. Indiana State 11/30/10) | FG's | 8 (vs. Indiana State 11/30/10) |
| Season | 24 (vs. Indiana State 11/30/10) | Season | 8 (vs. Indiana State 11/30/10) |
| Career | 24 (vs. Indiana State 11/30/10) | Career | 8 (vs. Indiana State 11/30/10) |
| Rebounds | 6 (vs. California 11/26/10) | 3PT FG's | 6 (vs. Chicago State 11/17/10) |
| Season | 6 (vs. California 11/26/10) | Season | 6 (vs. Chicago State 11/17/10) |
| Career | 10 (vs. DePaul 1/23/10) | Career | 6 (vs. Chicago State 11/17/10) |
| Assists | 9 (vs. Maine 11/22/10) | FT's | 6 (on two occasions) |
| Season | 9 (vs. Maine 11/22/10) | Season | 6 (on two occasions) |
| Career | 10 (on two occasions) | Career | 10 (vs. Louisville 2/17/10) |
| Steals | 2 (vs. Georgia Southern 11/12/10) | Minutes | 45 (vs. Georgia 11/25/10) |
| Season | 2 (vs. Georgia Southern 11/12/10) | Season | 45 (vs. Georgia 11/25/10) |
| Career | 4 (on four occasions) | Career | 48 (vs. Louisville 2/17/10) |
| Blocks | -- | | |
| Season | -- | | |
| Career | 1 (on five occasions) | | |

Game-By-Game Stats

| | Start | FG-A | 3P-A | FT-A | Reb | PF | TP | A | TO | BK | S | Min |
|------------------|-------|------|------|------|-----|----|----|---|----|----|---|-----|
| Georgia Southern | * | 7-10 | 4-7 | 2-2 | 3 | 3 | 20 | 4 | 2 | 0 | 2 | 24 |
| Liberty | * | 7-13 | 5-8 | 0-0 | 2 | 3 | 19 | 4 | 1 | 0 | 1 | 34 |
| Chicago State | * | 7-13 | 6-10 | 2-5 | 5 | 2 | 22 | 6 | 2 | 0 | 0 | 30 |
| Maine | * | 2-7 | 1-2 | 6-6 | 2 | 2 | 11 | 9 | 3 | 0 | 0 | 30 |
| Georgia | * | 3-9 | 1-3 | 6-9 | 5 | 4 | 13 | 2 | 5 | 0 | 0 | 45 |
| California | * | 1-3 | 1-3 | 4-6 | 6 | 3 | 7 | 1 | 2 | 0 | 1 | 30 |
| Wisconsin | * | 4-10 | 1-4 | 1-1 | 6 | 2 | 10 | 1 | 1 | 0 | 1 | 38 |
| Indiana State | * | 8-12 | 4-5 | 4-4 | 2 | 2 | 24 | 5 | 4 | 0 | 1 | 33 |
| Kentucky | | | | | | | | | | | | |
| Gonzaga | | | | | | | | | | | | |
| Stony Brook | | | | | | | | | | | | |
| UMBC | | | | | | | | | | | | |
| Georgetown | | | | | | | | | | | | |
| Syracuse | | | | | | | | | | | | |
| Connecticut | | | | | | | | | | | | |
| St. John's | | | | | | | | | | | | |
| Marquette | | | | | | | | | | | | |
| St. John's | | | | | | | | | | | | |
| Cincinnati | | | | | | | | | | | | |
| Marquette | | | | | | | | | | | | |
| Pittsburgh | | | | | | | | | | | | |
| DePaul | | | | | | | | | | | | |
| Rutgers | | | | | | | | | | | | |
| Louisville | | | | | | | | | | | | |
| USF | | | | | | | | | | | | |
| West Virginia | | | | | | | | | | | | |
| Providence | | | | | | | | | | | | |
| Seton Hall | | | | | | | | | | | | |
| Villanova | | | | | | | | | | | | |
| Connecticut | | | | | | | | | | | | |

Career Stats vs. BIG EAST

| Opponent | GP-GS | Min. | FG-A | 3PT-A | FTA | Reb. | A | PF | B | S | Pts. |
|---------------|-------|------|------|-------|-------|---------|----|----|---|---|---------|
| Cincinnati | 2-2 | 78 | 7-17 | 3-12 | 3-6 | 9/4.5 | 14 | 6 | 0 | 2 | 20/10.0 |
| Connecticut | 2-2 | 78 | 4-19 | 3-10 | 9-12 | 7/3.5 | 3 | 9 | 0 | 6 | 20/10.0 |
| DePaul | 1-1 | 34 | 4-9 | 2-4 | 5-7 | 10/10.0 | 7 | 1 | 0 | 0 | 15/15.0 |
| Georgetown | 1-1 | 39 | 7-10 | 3-5 | 4-5 | 3/3.0 | 4 | 3 | 1 | 1 | 21/21.0 |
| Louisville | 1-1 | 48 | 4-14 | 3-10 | 10-12 | 8/8.0 | 3 | 1 | 0 | 2 | 21/21.0 |
| Marquette | 1-1 | 42 | 1-6 | 0-5 | 2-2 | 2/2.0 | 3 | 4 | 0 | 1 | 4/4.0 |
| Pittsburgh | 2-2 | 74 | 8-16 | 2-7 | 2-3 | 12/6.0 | 7 | 5 | 1 | 1 | 20/10.0 |
| Providence | 1-1 | 39 | 3-8 | 1-5 | 3-5 | 8/8.0 | 10 | 2 | 1 | 0 | 10/10.0 |
| Rutgers | 1-1 | 37 | 6-12 | 3-4 | 3-3 | 5/5.0 | 5 | 3 | 0 | 4 | 18/18.0 |
| St. John's | 1-1 | 40 | 5-8 | 3-4 | 0-0 | 4/4.0 | 3 | 3 | 0 | 0 | 13/13.0 |
| Seton Hall | 2-2 | 72 | 6-16 | 3-9 | 2-3 | 6/3.0 | 5 | 5 | 1 | 1 | 17/8.5 |
| USF | 2-2 | 75 | 5-15 | 3-8 | 3-6 | 8/4.0 | 5 | 5 | 0 | 0 | 16/8.0 |
| Syracuse | 1-1 | 31 | 2-7 | 2-7 | 3-3 | 1/1.0 | 2 | 4 | 0 | 0 | 9/9.0 |
| Villanova | 1-1 | 19 | 2-3 | 1-2 | 2-2 | 1/1.0 | 2 | 5 | 0 | 1 | 7/7.0 |
| West Virginia | 2-2 | 79 | 7-16 | 5-9 | 4-8 | 11/5.5 | 13 | 3 | 0 | 2 | 23/11.5 |


Career Statistics

| Season | GP-GS | Min | Avg | FG-A | Pct | 3FG-A | Pct | FT-A | Pct | O-D-TOT | Avg | PF-FO | Ast | TO | Blk | Stl | Pts | Avg |
|--------------|---------------|-------------|-------------|----------------|-------------|----------------|-------------|----------------|-------------|------------------------------------|------------|--------------|------------|------------|----------|------------|-------------|-------------|
| 2006-07 | 35-9 | 827 | 23.6 | 75-175 | .429 | 47-114 | .440 | 58-74 | .784 | 15-83-98 | 2.8 | 60-1 | 112 | 65 | 0 | 35 | 255 | 7.3 |
| 2007-08 | 30-28 | 1005 | 33.5 | 98-236 | .415 | 62-173 | .358 | 56-71 | .789 | 20-95-115 | 3.8 | 68-2 | 77 | 48 | 2 | 31 | 314 | 10.5 |
| 2008-09 | | | | | | | | | | Did Not Play Due To Transfer Rules | | | | | | | | |
| 2009-10 | 35-35 | 1241 | 35.5 | 129-284 | .454 | 67-162 | .414 | 94-129 | .729 | 29-107-136 | 3.9 | 82-2 | 153 | 63 | 5 | 37 | 419 | 12.0 |
| 2010-11 | 8-8 | 264 | 33.0 | 39-77 | .506 | 23-42 | .548 | 25-33 | .758 | 9-22-31 | 3.9 | 21-0 | 32 | 20 | 0 | 6 | 126 | 15.8 |
| TOTAL | 108-80 | 3337 | 30.9 | 341-772 | .442 | 199-491 | .405 | 233-307 | .759 | 73-307-380 | 3.5 | 231-5 | 374 | 196 | 7 | 109 | 1114 | 10.3 |

Career BIG EAST Statistics

| Season | GP-GS | Min | Avg | FG-A | Pct | 3FG-A | Pct | FT-A | Pct | O-D-TOT | Avg | PF-FO | Ast | TO | Blk | Stl | Pts | Avg |
|--------------|--------------|------------|-------------|---------------|-------------|--------------|-------------|--------------|-------------|-----------------|------------|-------------|-----------|-----------|----------|-----------|------------|-------------|
| 2009-10 | 18-18 | 670 | 37.2 | 62-149 | .416 | 31-86 | .360 | 50-70 | .714 | 18-69-87 | 4.8 | 52-2 | 76 | 36 | 3 | 19 | 205 | 11.4 |
| 2010-11 | | | | | | | | | | Has Not Played | | | | | | | | |
| TOTAL | 18-18 | 670 | 37.2 | 62-149 | .416 | 31-86 | .360 | 50-70 | .714 | 18-69-87 | 4.8 | 52-2 | 76 | 36 | 3 | 19 | 205 | 11.4 |





25 Tom Knight | Sophomore • 6-10 • 253 Dixfield, Maine • Dirigo

Career Games With:

| | |
|---------------------------|-----|
| Double Figure Points..... | N/A |
| 20-Plus Points..... | N/A |
| 30-Plus Points..... | N/A |
| 10-Plus Rebounds..... | N/A |
| 10-Plus Assists..... | N/A |
| Double-Double..... | N/A |

QUICK HITS:

- After sitting out last season, scored first points of Irish career against Georgia Southern in a 7-point, 4-rebound performance over his 9 minutes of game time
- Has seen playing time in four games on the year (Georgia Southern, Liberty, Chicago State, Maine)
- Recorded first block of Irish career against Chicago State

Season and Career Bests

| | | | |
|-----------------|--|-----------------|--|
| Points | Season 7 (vs. Georgia Southern 11/12/10) Career 7 (vs. Georgia Southern 11/12/10) | FG's | Season 3 (vs. Georgia Southern 11/12/10) Career 3 (vs. Georgia Southern 11/12/10) |
| Rebounds | Season 4 (vs. Georgia Southern 11/12/10) Career 4 (vs. Georgia Southern 11/12/10) | 3PT FG's | Season -- Career -- |
| Assists | Season 1 (on two occasions) Career 1 (on two occasions) | FT's | Season 1 (vs. Georgia Southern 11/12/10) Career 1 (vs. Georgia Southern 11/12/10) |
| Steals | Season -- Career -- | Minutes | Season 9 (vs. Georgia Southern 11/12/10) Career 9 (vs. Georgia Southern 11/12/10) |
| Blocks | Season 1 (vs. Chicago State 11/17/10) Career 1 (vs. Chicago State 11/17/10) | | |

Game-By-Game Stats

| | Start | FG-A | 3P-A | FT-A | Reb | PF | TP | A | TO | BK | S | Min |
|------------------|-------|------|------|------|-----|----|----|---|----|----|---|-----|
| Georgia Southern | | 3-3 | 0-0 | 1-1 | 4 | 1 | 7 | 1 | 1 | 0 | 0 | 9 |
| Liberty | | 0-1 | 0-0 | 0-0 | 1 | 0 | 0 | 1 | 0 | 0 | 0 | 1 |
| Chicago State | | 0-2 | 0-0 | 0-0 | 2 | 0 | 0 | 0 | 0 | 1 | 0 | 7 |
| Maine | | 1-2 | 0-0 | 0-0 | 0 | 0 | 2 | 0 | 0 | 0 | 0 | 6 |
| Georgia | | | | | | | | | | | | DNP |
| California | | | | | | | | | | | | DNP |
| Wisconsin | | | | | | | | | | | | DNP |
| Indiana State | | | | | | | | | | | | DNP |
| Kentucky | | | | | | | | | | | | |
| Gonzaga | | | | | | | | | | | | |
| Stony Brook | | | | | | | | | | | | |
| UMBC | | | | | | | | | | | | |
| Georgetown | | | | | | | | | | | | |
| Syracuse | | | | | | | | | | | | |
| Connecticut | | | | | | | | | | | | |
| St. John's | | | | | | | | | | | | |
| Marquette | | | | | | | | | | | | |
| St. John's | | | | | | | | | | | | |
| Cincinnati | | | | | | | | | | | | |
| Marquette | | | | | | | | | | | | |
| Pittsburgh | | | | | | | | | | | | |
| DePaul | | | | | | | | | | | | |
| Rutgers | | | | | | | | | | | | |
| Louisville | | | | | | | | | | | | |
| USF | | | | | | | | | | | | |
| West Virginia | | | | | | | | | | | | |
| Providence | | | | | | | | | | | | |
| Seton Hall | | | | | | | | | | | | |
| Villanova | | | | | | | | | | | | |
| Connecticut | | | | | | | | | | | | |

Career Stats vs. BIG EAST

| Opponent | GP-GS | Min. | FG-A | 3PT-A | FT-A | Reb. | A | PF | B | S | Pts. |
|---------------|-------|------|------|-------|------|-------|---|----|---|---|-------|
| Cincinnati | 0-0 | 0 | 0-0 | 0-0 | 0-0 | 0/0.0 | 0 | 0 | 0 | 0 | 0/0.0 |
| Connecticut | 0-0 | 0 | 0-0 | 0-0 | 0-0 | 0/0.0 | 0 | 0 | 0 | 0 | 0/0.0 |
| DePaul | 0-0 | 0 | 0-0 | 0-0 | 0-0 | 0/0.0 | 0 | 0 | 0 | 0 | 0/0.0 |
| Georgetown | 0-0 | 0 | 0-0 | 0-0 | 0-0 | 0/0.0 | 0 | 0 | 0 | 0 | 0/0.0 |
| Louisville | 0-0 | 0 | 0-0 | 0-0 | 0-0 | 0/0.0 | 0 | 0 | 0 | 0 | 0/0.0 |
| Marquette | 0-0 | 0 | 0-0 | 0-0 | 0-0 | 0/0.0 | 0 | 0 | 0 | 0 | 0/0.0 |
| Pittsburgh | 0-0 | 0 | 0-0 | 0-0 | 0-0 | 0/0.0 | 0 | 0 | 0 | 0 | 0/0.0 |
| Providence | 0-0 | 0 | 0-0 | 0-0 | 0-0 | 0/0.0 | 0 | 0 | 0 | 0 | 0/0.0 |
| Rutgers | 0-0 | 0 | 0-0 | 0-0 | 0-0 | 0/0.0 | 0 | 0 | 0 | 0 | 0/0.0 |
| St. John's | 0-0 | 0 | 0-0 | 0-0 | 0-0 | 0/0.0 | 0 | 0 | 0 | 0 | 0/0.0 |
| Seton Hall | 0-0 | 0 | 0-0 | 0-0 | 0-0 | 0/0.0 | 0 | 0 | 0 | 0 | 0/0.0 |
| USF | 0-0 | 0 | 0-0 | 0-0 | 0-0 | 0/0.0 | 0 | 0 | 0 | 0 | 0/0.0 |
| Syracuse | 0-0 | 0 | 0-0 | 0-0 | 0-0 | 0/0.0 | 0 | 0 | 0 | 0 | 0/0.0 |
| Villanova | 0-0 | 0 | 0-0 | 0-0 | 0-0 | 0/0.0 | 0 | 0 | 0 | 0 | 0/0.0 |
| West Virginia | 0-0 | 0 | 0-0 | 0-0 | 0-0 | 0/0.0 | 0 | 0 | 0 | 0 | 0/0.0 |


Career Statistics

| Season | GP-GS | Min | Avg | FG-A | Pct | 3FG-A | Pct | FT-A | Pct | O-D-TOT | Avg | PF-FO | Ast | TO | Blk | Stl | Pts | Avg | |
|--------------|------------|-----------|------------|------------|-------------|------------|-------------|------------|--------------|--------------|------------|------------|----------|----------|----------|----------|----------|------------|--|
| 2009-10 | | | | | | | | | | Did Not Play | | | | | | | | | |
| 2010-11 | 4-0 | 23 | 5.8 | 4-8 | .500 | 0-0 | .000 | 1-1 | 1.000 | 4-3-7 | 1.8 | 1-0 | 2 | 1 | 1 | 0 | 9 | 2.3 | |
| TOTAL | 4-0 | 23 | 5.8 | 4-8 | .500 | 0-0 | .000 | 1-1 | 1.000 | 4-3-7 | 1.8 | 1-0 | 2 | 1 | 1 | 0 | 9 | 2.3 | |

Career BIG EAST Statistics

| Season | GP-GS | Min | Avg | FG-A | Pct | 3FG-A | Pct | FT-A | Pct | O-D-TOT | Avg | PF-FO | Ast | TO | Blk | Stl | Pts | Avg | |
|--------------|-------|-----|-----|------|-----|-------|-----|------|-----|-----------------------|-----|-------|-----|----|-----|-----|-----|-----|--|
| 2009-10 | | | | | | | | | | Did Not Play | | | | | | | | | |
| 2010-11 | | | | | | | | | | Has Not Played | | | | | | | | | |
| TOTAL | | | | | | | | | | Has Not Played | | | | | | | | | |





32 Joey Brooks | Sophomore • 6-6 • 215 Houston, Texas • Strake Jesuit Prep School

Career Games With:

| | |
|---------------------------|-----|
| Double Figure Points..... | 1 |
| 20-Plus Points..... | N/A |
| 30-Plus Points..... | N/A |
| 10-Plus Rebounds..... | N/A |
| 10-Plus Assists..... | N/A |
| Double-Double..... | N/A |

QUICK HITS:

- Has played in seven games on season
- Recorded double-digit minutes of action in four contests this season
- Played career high in minutes in the season opener against Georgia Southern, seeing 19 minutes of action (7 points, 3 rebounds)
- Matched his career high of four rebounds against Chicago State

Season and Career Bests

| | | | |
|-----------------|--|-----------------|--|
| Points | 7 (vs. Georgia Southern 11/12/10) 12 (vs. Bucknell 12/22/09) | FG's | 3 (vs. Georgia Southern 11/12/10) 3 (on two occasions) |
| Rebounds | 4 (vs. Chicago State 11/17/10) 4 (on two occasions) | 3PT FG's | 1 (vs. Georgia Southern 11/12/10) 1 (on five occasions) |
| Assists | 2 (vs. Georgia Southern 11/12/10) 2 (on two occasions) | FT's | 3 (vs. Chicago State 11/17/10) 6 (vs. Bucknell 12/22/09) |
| Steals | 3 (vs. Georgia Southern 11/12/10) 3 (vs. Georgia Southern 11/12/10) | Minutes | 19 (vs. Georgia Southern 11/12/10) 19 (vs. Georgia Southern 11/12/10) |
| Blocks | -- -- | | |

Game-By-Game Stats

| | Start | FG-A | 3P-A | FT-A | Reb | PF | TP | A | TO | BK | S | Min |
|------------------|-------|------|------|------|-----|----|----|---|----|----|----|-----|
| Georgia Southern | 3-7 | 1-4 | 0-0 | 0-0 | 3 | 2 | 7 | 2 | 1 | 0 | 3 | 19 |
| Liberty | 2-2 | 0-0 | 0-0 | 0-0 | 3 | 1 | 4 | 1 | 0 | 0 | 0 | 12 |
| Chicago State | 1-6 | 0-4 | 3-6 | 4 | 0 | 5 | 1 | 2 | 0 | 1 | 17 | |
| Maine | 0-0 | 0-0 | 0-0 | 0 | 2 | 0 | 1 | 1 | 0 | 0 | 9 | |
| Georgia | 0-0 | 0-0 | 0-0 | 0 | 0 | 0 | 0 | 1 | 0 | 0 | 2 | |
| California | 0-0 | 0-0 | 0-0 | 0 | 1 | 0 | 0 | 0 | 0 | 0 | 5 | |
| Wisconsin | | | | | DNP | | | | | | | |
| Indiana State | 0-0 | 0-0 | 2-4 | 3 | 1 | 2 | 1 | 0 | 0 | 0 | 11 | |
| Kentucky | | | | | | | | | | | | |
| Gonzaga | | | | | | | | | | | | |
| Stony Brook | | | | | | | | | | | | |
| UMBC | | | | | | | | | | | | |
| Georgetown | | | | | | | | | | | | |
| Syracuse | | | | | | | | | | | | |
| Connecticut | | | | | | | | | | | | |
| St. John's | | | | | | | | | | | | |
| Marquette | | | | | | | | | | | | |
| St. John's | | | | | | | | | | | | |
| Cincinnati | | | | | | | | | | | | |
| Marquette | | | | | | | | | | | | |
| Pittsburgh | | | | | | | | | | | | |
| DePaul | | | | | | | | | | | | |
| Rutgers | | | | | | | | | | | | |
| Louisville | | | | | | | | | | | | |
| USF | | | | | | | | | | | | |
| West Virginia | | | | | | | | | | | | |
| Providence | | | | | | | | | | | | |
| Seton Hall | | | | | | | | | | | | |
| Villanova | | | | | | | | | | | | |
| Connecticut | | | | | | | | | | | | |

Career Stats vs. BIG EAST

| Opponent | GP-GS | Min. | FG-A | 3PT-A | FT-A | Reb. | A | PF | B | S | Pts. |
|---------------|-------|------|------|-------|------|-------|---|----|---|---|-------|
| Cincinnati | 2-0 | 3 | 1-1 | 1-1 | 0-0 | 1/0.5 | 0 | 0 | 0 | 0 | 3/1.5 |
| Connecticut | 2-0 | 1 | 0-0 | 0-0 | 0-0 | 1/0.5 | 1 | 1 | 0 | 0 | 0/0.0 |
| DePaul | 1-0 | 2 | 0-0 | 0-0 | 0-0 | 1/1.0 | 0 | 0 | 0 | 0 | 0/0.0 |
| Georgetown | 0-0 | 0 | 0-0 | 0-0 | 0-0 | 0/0.0 | 0 | 0 | 0 | 0 | 0/0.0 |
| Louisville | 1-0 | 2 | 0-0 | 0-0 | 0-0 | 0/0.0 | 0 | 1 | 0 | 0 | 0/0.0 |
| Marquette | 0-0 | 0 | 0-0 | 0-0 | 0-0 | 0/0.0 | 0 | 0 | 0 | 0 | 0/0.0 |
| Pittsburgh | 0-0 | 0 | 0-0 | 0-0 | 0-0 | 0/0.0 | 0 | 0 | 0 | 0 | 0/0.0 |
| Providence | 0-0 | 0 | 0-0 | 0-0 | 0-0 | 0/0.0 | 0 | 0 | 0 | 0 | 0/0.0 |
| Rutgers | 1-0 | 3 | 0-1 | 0-0 | 0-0 | 0/0.0 | 0 | 0 | 0 | 1 | 0/0.0 |
| St. John's | 1-0 | 5 | 0-0 | 0-0 | 2-2 | 0/0.0 | 0 | 0 | 0 | 0 | 2/2.0 |
| Seton Hall | 2-0 | 8 | 1-1 | 0-0 | 1-2 | 0/0.0 | 0 | 2 | 0 | 1 | 3/1.5 |
| USF | 0-0 | 0 | 0-0 | 0-0 | 0-0 | 0/0.0 | 0 | 0 | 0 | 0 | 0/0.0 |
| Syracuse | 0-0 | 0 | 0-0 | 0-0 | 0-0 | 0/0.0 | 0 | 0 | 0 | 0 | 0/0.0 |
| Villanova | 1-0 | 7 | 1-2 | 0-0 | 0-0 | 0/0.0 | 1 | 0 | 0 | 1 | 2/2.0 |
| West Virginia | 1-0 | 9 | 2-3 | 1-1 | 0-0 | 0/0.0 | 0 | 1 | 0 | 0 | 5/5.0 |


Career Statistics

| Season | GP-GS | Min | Avg | FG-A | Pct | 3FG-A | Pct | FT-A | Pct | O-D-TOT | Avg | PF-FO | Ast | TO | Blk | Stl | Pts | Avg |
|--------------|-------------|------------|------------|--------------|-------------|-------------|-------------|--------------|-------------|----------------|------------|-------------|-----------|-----------|----------|-----------|-----------|------------|
| 2009-10 | 22-0 | 86 | 3.9 | 15-31 | .484 | 4-7 | .571 | 11-16 | .688 | 5-4-9 | 0.4 | 12-0 | 4 | 5 | 0 | 9 | 45 | 2.0 |
| 2010-11 | 7-0 | 75 | 10.7 | 6-15 | .400 | 1-8 | .125 | 5-10 | .500 | 4-9-13 | 1.9 | 7-0 | 6 | 5 | 0 | 4 | 18 | 2.6 |
| TOTAL | 29-0 | 161 | 5.6 | 21-46 | .457 | 5-15 | .333 | 16-26 | .615 | 9-13-22 | 0.8 | 19-0 | 10 | 10 | 0 | 13 | 63 | 2.2 |

Career BIG EAST Statistics

| Season | GP-GS | Min | Avg | FG-A | Pct | 3FG-A | Pct | FT-A | Pct | O-D-TOT | Avg | PF-FO | Ast | TO | Blk | Stl | Pts | Avg |
|--------------|-------------|-----------|------------|------------|-------------|------------|--------------|------------|-------------|----------------|------------|------------|----------|----------|----------|----------|-----------|------------|
| 2009-10 | 11-0 | 39 | 3.5 | 5-8 | .625 | 2-2 | 1.000 | 3-4 | .750 | 0-3-3 | 0.3 | 5-0 | 2 | 1 | 0 | 3 | 15 | 1.4 |
| 2010-11 | | | | | | | | | | Has Not Played | | | | | | | | |
| TOTAL | 11-0 | 39 | 3.5 | 5-8 | .625 | 2-2 | 1.000 | 3-4 | .750 | 0-3-3 | 0.3 | 5-0 | 2 | 1 | 0 | 3 | 15 | 1.4 |





33 Mike Broghammer | Sophomore • 6-9 • 248 Orono, Minn. • Hopkins

Career Games With:

| | |
|---------------------------|-----|
| Double Figure Points..... | N/A |
| 20-Plus Points..... | N/A |
| 30-Plus Points..... | N/A |
| 10-Plus Rebounds..... | N/A |
| 10-Plus Assists..... | N/A |
| Double-Double..... | N/A |

QUICK HITS:

- Matched career high in points and minutes in season opener against Georgia Southern, recording 5 points in 11 minutes of action
- Set career high in rebounds against Chicago State, pulling down four boards in the contest

Season and Career Bests

| | | | |
|-----------------|--|-----------------|---|
| Points | Season 5 (vs. Georgia Southern 11/12/10) Career 5 (on three occasions) | FG's | Season 2 (on two occasions) Career 2 (on five occasions) |
| Rebounds | Season 4 (vs. Chicago State 11/17/10) Career 4 (vs. Chicago State 11/17/10) | 3PT FG's | Season -- Career 1 (vs. Bucknell 12/22/09) |
| Assists | Season -- Career 1 (on two occasions) | FT's | Season 1 (vs. Georgia Southern 11/12/10) Career 1 (on five occasions) |
| Steals | Season -- Career 2 (vs. Louisville 2/17/10) | Minutes | Season 11 (vs. Georgia Southern 11/12/10) Career 11 (on two occasions) |
| Blocks | Season 1 (vs. Georgia Southern 11/12/10) Career 1 (on two occasions) | | |

Game-By-Game Stats

| | Start | FG-A | 3P-A | FT-A | Reb | PF | TP | A | TO | BK | S | Min |
|------------------|-------|------|------|------|-----|----|----|---|----|----|----|-----|
| Georgia Southern | 2-6 | 0-0 | 1-2 | 2 | 4 | 5 | 0 | 0 | 1 | 0 | 11 | |
| Liberty | 0-1 | 0-0 | 0-0 | 1 | 0 | 0 | 0 | 0 | 0 | 0 | 1 | |
| Chicago State | 2-4 | 0-0 | 0-2 | 4 | 3 | 4 | 0 | 1 | 0 | 0 | 10 | |
| Maine | 0-0 | 0-0 | 0-0 | 0 | 0 | 0 | 0 | 1 | 0 | 0 | 4 | |
| Georgia | | | | | | | | | | | | DNP |
| California | | | | | | | | | | | | DNP |
| Wisconsin | | | | | | | | | | | | DNP |
| Indiana State | | | | | | | | | | | | DNP |
| Kentucky | | | | | | | | | | | | |
| Gonzaga | | | | | | | | | | | | |
| Stony Brook | | | | | | | | | | | | |
| UMBC | | | | | | | | | | | | |
| Georgetown | | | | | | | | | | | | |
| Syracuse | | | | | | | | | | | | |
| Connecticut | | | | | | | | | | | | |
| St. John's | | | | | | | | | | | | |
| Marquette | | | | | | | | | | | | |
| St. John's | | | | | | | | | | | | |
| Cincinnati | | | | | | | | | | | | |
| Marquette | | | | | | | | | | | | |
| Pittsburgh | | | | | | | | | | | | |
| DePaul | | | | | | | | | | | | |
| Rutgers | | | | | | | | | | | | |
| Louisville | | | | | | | | | | | | |
| USF | | | | | | | | | | | | |
| West Virginia | | | | | | | | | | | | |
| Providence | | | | | | | | | | | | |
| Seton Hall | | | | | | | | | | | | |
| Villanova | | | | | | | | | | | | |
| Connecticut | | | | | | | | | | | | |

Career Stats vs. BIG EAST

| Opponent | GP-GS | Min. | FG-A | 3PT-A | FT-A | Reb. | A | PF | B | S | Pts. |
|---------------|-------|------|------|-------|------|-------|---|----|---|---|-------|
| Cincinnati | 0-0 | 0 | 0-0 | 0-0 | 0-0 | 0/0.0 | 0 | 0 | 0 | 0 | 0/0.0 |
| Connecticut | 1-0 | 1 | 0-0 | 0-0 | 0-0 | 0/0.0 | 0 | 0 | 0 | 0 | 0/0.0 |
| DePaul | 0-0 | 0 | 0-0 | 0-0 | 0-0 | 0/0.0 | 0 | 0 | 0 | 0 | 0/0.0 |
| Georgetown | 0-0 | 0 | 0-0 | 0-0 | 0-0 | 0/0.0 | 0 | 0 | 0 | 0 | 0/0.0 |
| Louisville | 1-0 | 10 | 1-2 | 0-0 | 0-0 | 1/1.0 | 0 | 5 | 0 | 2 | 2/2.0 |
| Marquette | 0-0 | 0 | 0-0 | 0-0 | 0-0 | 0/0.0 | 0 | 0 | 0 | 0 | 0/0.0 |
| Pittsburgh | 1-0 | 3 | 0-1 | 0-0 | 0-0 | 0/0.0 | 0 | 0 | 0 | 0 | 0/0.0 |
| Providence | 0-0 | 0 | 0-0 | 0-0 | 0-0 | 0/0.0 | 0 | 0 | 0 | 0 | 0/0.0 |
| Rutgers | 0-0 | 0 | 0-0 | 0-0 | 0-0 | 0/0.0 | 0 | 0 | 0 | 0 | 0/0.0 |
| St. John's | 0-0 | 0 | 0-0 | 0-0 | 0-0 | 0/0.0 | 0 | 0 | 0 | 0 | 0/0.0 |
| Seton Hall | 0-0 | 0 | 0-0 | 0-0 | 0-0 | 0/0.0 | 0 | 0 | 0 | 0 | 0/0.0 |
| USF | 0-0 | 0 | 0-0 | 0-0 | 0-0 | 0/0.0 | 0 | 0 | 0 | 0 | 0/0.0 |
| Syracuse | 0-0 | 0 | 0-0 | 0-0 | 0-0 | 0/0.0 | 0 | 0 | 0 | 0 | 0/0.0 |
| Villanova | 0-0 | 0 | 0-0 | 0-0 | 0-0 | 0/0.0 | 0 | 0 | 0 | 0 | 0/0.0 |
| West Virginia | 0-0 | 0 | 0-0 | 0-0 | 0-0 | 0/0.0 | 0 | 0 | 0 | 0 | 0/0.0 |


Career Statistics

| Season | GP-GS | Min | Avg | FG-A | Pct | 3FG-A | Pct | FT-A | Pct | O-D-TOT | Avg | PF-FO | Ast | TO | Blk | Stl | Pts | Avg |
|--------------|-------------|-----------|------------|--------------|-------------|------------|-------------|-------------|-------------|----------------|------------|-------------|----------|----------|----------|----------|-----------|------------|
| 2009-10 | 13-0 | 71 | 5.5 | 10-22 | .455 | 1-4 | .250 | 3-7 | .429 | 8-6-14 | 1.1 | 13-1 | 2 | 4 | 1 | 4 | 24 | 1.8 |
| 2010-11 | 4-0 | 26 | 6.5 | 4-11 | .364 | 0-0 | .000 | 1-4 | .250 | 5-2-7 | 1.8 | 7-0 | 0 | 2 | 1 | 0 | 9 | 2.3 |
| TOTAL | 17-0 | 97 | 5.7 | 14-33 | .424 | 1-4 | .250 | 4-11 | .364 | 13-8-21 | 1.2 | 20-1 | 2 | 6 | 2 | 4 | 33 | 1.9 |

Career BIG EAST Statistics

| Season | GP-GS | Min | Avg | FG-A | Pct | 3FG-A | Pct | FT-A | Pct | O-D-TOT | Avg | PF-FO | Ast | TO | Blk | Stl | Pts | Avg |
|--------------|------------|-----------|------------|------------|-------------|------------|-------------|------------|-------------|----------------|------------|------------|----------|----------|----------|----------|----------|------------|
| 2009-10 | 3-0 | 14 | 4.7 | 1-3 | .333 | 0-0 | .000 | 0-0 | .000 | 1-0-1 | 0.3 | 5-1 | 0 | 1 | 0 | 2 | 2 | 0.7 |
| 2010-11 | | | | | | | | | | Has Not Played | | | | | | | | |
| TOTAL | 3-0 | 14 | 4.7 | 1-3 | .333 | 0-0 | .000 | 0-0 | .000 | 1-0-1 | 0.3 | 5-1 | 0 | 1 | 0 | 2 | 2 | 0.7 |





34 Carleton Scott | Senior • 6-8 • 218 San Antonio, Texas • James Madison

Career Games With:

| | |
|---------------------------|-----|
| Double Figure Points..... | 10 |
| 20-Plus Points..... | N/A |
| 30-Plus Points..... | N/A |
| 10-Plus Rebounds..... | 7 |
| 10-Plus Assists..... | N/A |
| Double-Double..... | 6 |

QUICK HITS:

- Has started in 17 consecutive contests for the Irish
- Has reached double figures in points six times this season
- Recorded first double-double of the season against Chicago State, posting 17 points (matches career high) along with a team-leading 11 rebounds
- Also matched career high in three-point field goals with three against the Cougars
- Tied career high in three pointers the following game against Maine, netting three more
- Posted back-to-back double-doubles at the Old Spice Classic against Georgia (11 pts., 11 rebs.) and California (16 pts., 10 rebs.) and finished tourney with 12 points against Wisconsin, earning a spot on All-Tournament Team
- Tied career high with 4 blocks against Indiana State, while also reaching double figures in the sixth-straight contest

Season and Career Bests

| | | | |
|-----------------|--|-----------------|--|
| Points | Season 17 (vs. Chicago State 11/17/10) Career 17 (on two occasions) | FG's | Season 6 (vs. Chicago State 11/17/10) Career 7 (vs. Georgetown 2/27/10) |
| Rebounds | Season 11 (on two occasions) Career 14 (vs. Connecticut 3/3/10) | 3PT FG's | Season 3 (on two occasions) Career 3 (on three occasions) |
| Assists | Season 4 (vs. Georgia Southern 11/12/10) Career 4 (vs. Georgia Southern 11/12/10) | FT's | Season 6 (vs. California 11/26/10) Career 6 (vs. California 11/26/10) |
| Steals | Season 2 (vs. California 11/26/10) Career 2 (on two occasions) | Minutes | Season 38 (on two occasions) Career 42 (at Marquette 3/6/10) |
| Blocks | Season 4 (vs. Indiana State 11/30/10) Career 4 (on two occasions) | | |

Game-By-Game Stats

| | Start | FG-A | 3P-A | FT-A | Reb | PF | TP | A | TO | BK | S | Min |
|------------------|-------|------|------|------|-----|----|----|---|----|----|---|-----|
| Georgia Southern | * | 2-3 | 0-1 | 2-2 | 7 | 4 | 6 | 4 | 0 | 0 | 1 | 20 |
| Liberty | * | 2-6 | 0-3 | 0-2 | 6 | 3 | 4 | 2 | 3 | 2 | 0 | 25 |
| Chicago State | * | 6-8 | 3-4 | 2-2 | 11 | 4 | 17 | 3 | 2 | 3 | 1 | 23 |
| Maine | * | 4-7 | 3-4 | 0-0 | 2 | 1 | 11 | 0 | 0 | 2 | 1 | 24 |
| Georgia | * | 5-12 | 1-6 | 0-0 | 11 | 5 | 11 | 3 | 4 | 0 | 0 | 38 |
| California | * | 5-17 | 0-9 | 6-6 | 10 | 1 | 16 | 2 | 1 | 3 | 2 | 35 |
| Wisconsin | * | 4-8 | 2-5 | 2-2 | 7 | 3 | 12 | 0 | 2 | 3 | 0 | 38 |
| Indiana State | * | 4-7 | 1-3 | 2-2 | 8 | 4 | 11 | 2 | 1 | 4 | 0 | 35 |
| Kentucky | | | | | | | | | | | | |
| Gonzaga | | | | | | | | | | | | |
| Stony Brook | | | | | | | | | | | | |
| UMBC | | | | | | | | | | | | |
| Georgetown | | | | | | | | | | | | |
| Syracuse | | | | | | | | | | | | |
| Connecticut | | | | | | | | | | | | |
| St. John's | | | | | | | | | | | | |
| Marquette | | | | | | | | | | | | |
| St. John's | | | | | | | | | | | | |
| Cincinnati | | | | | | | | | | | | |
| Marquette | | | | | | | | | | | | |
| Pittsburgh | | | | | | | | | | | | |
| DePaul | | | | | | | | | | | | |
| Rutgers | | | | | | | | | | | | |
| Louisville | | | | | | | | | | | | |
| USF | | | | | | | | | | | | |
| West Virginia | | | | | | | | | | | | |
| Providence | | | | | | | | | | | | |
| Seton Hall | | | | | | | | | | | | |
| Villanova | | | | | | | | | | | | |
| Connecticut | | | | | | | | | | | | |

Career Stats vs. BIG EAST

| Opponent | GP-GS | Min. | FG-A | 3PT-A | FT-A | Reb. | A | PF | B | S | Pts. |
|---------------|-------|------|------|-------|------|---------|---|----|---|---|---------|
| Cincinnati | 3-0 | 35 | 5-10 | 1-4 | 0-1 | 7/2.3 | 0 | 6 | 2 | 1 | 11/3.7 |
| Connecticut | 4-1 | 55 | 4-12 | 2-6 | 2-4 | 16/4.0 | 4 | 3 | 4 | 1 | 12/3.0 |
| DePaul | 1-0 | 8 | 0-2 | 0-1 | 0-0 | 1/1.0 | 0 | 0 | 0 | 0 | 0/0.0 |
| Georgetown | 1-1 | 35 | 7-8 | 3-4 | 0-0 | 9/9.0 | 3 | 3 | 3 | 2 | 17/17.0 |
| Louisville | 3-1 | 37 | 2-5 | 1-2 | 4-4 | 7/2.3 | 1 | 5 | 4 | 1 | 9/3.0 |
| Marquette | 1-1 | 42 | 5-10 | 1-3 | 3-4 | 13/13.0 | 1 | 2 | 0 | 0 | 14/14.0 |
| Pittsburgh | 2-1 | 53 | 5-7 | 2-3 | 0-0 | 5/2.5 | 2 | 8 | 1 | 1 | 12/6.0 |
| Providence | 2-0 | 3 | 0-0 | 0-0 | 0-0 | 1/0.5 | 0 | 2 | 0 | 0 | 0/0.0 |
| Rutgers | 1-0 | 0 | 0-0 | 0-0 | 0-0 | 0/0 | 0 | 0 | 0 | 0 | 0/0.0 |
| St. John's | 2-0 | 28 | 3-6 | 1-2 | 0-0 | 6/3.0 | 3 | 4 | 1 | 0 | 7/3.5 |
| Seton Hall | 2-1 | 31 | 6-11 | 1-4 | 0-0 | 11/5.5 | 1 | 5 | 1 | 1 | 13/6.5 |
| USF | 2-0 | 17 | 1-1 | 1-1 | 0-0 | 6/3.0 | 1 | 2 | 2 | 0 | 3/1.5 |
| Syracuse | 2-0 | 20 | 1-5 | 0-2 | 0-0 | 9/4.5 | 2 | 3 | 0 | 0 | 2/1.0 |
| Villanova | 2-0 | 13 | 0-1 | 0-1 | 0-0 | 2/1.0 | 1 | 3 | 3 | 1 | 0/0.0 |
| West Virginia | 2-1 | 35 | 3-7 | 2-5 | 0-0 | 5/2.5 | 2 | 2 | 1 | 0 | 8/4.0 |

Career Statistics

| Season | GP-GS | Min | Avg | FG-A | Pct | 3FG-A | Pct | FT-A | Pct | O-D-TOT | Avg | PF-FO | Ast | TO | Blk | Stl | Pts | Avg | |
|--------------|--------------|------------|-------------|----------------|-------------|--------------|-------------|--------------|-------------|-------------------|------------|-------------|-----------|-----------|-----------|-----------|------------|------------|--|
| 2007-08 | | | | | | | | | | Did Not Play | | | | | | | | | |
| 2008-09 | 20-0 | 90 | 4.5 | 20-31 | .645 | 3-7 | .429 | 7-9 | .778 | 6-17-23 | 1.2 | 10-0 | 7 | 2 | 3 | 5 | 50 | 2.5 | |
| 2009-10 | 34-9 | 641 | 18.9 | 68-138 | .493 | 19-54 | .352 | 16-21 | .762 | 45-112-157 | 4.6 | 63-3 | 37 | 29 | 37 | 16 | 171 | 5.0 | |
| 2010-11 | 8-8 | 238 | 29.8 | 32-68 | .471 | 10-35 | .286 | 14-16 | .875 | 10-52-62 | 7.8 | 25-1 | 16 | 13 | 17 | 5 | 88 | 11.0 | |
| TOTAL | 62-17 | 969 | 15.6 | 120-237 | .506 | 32-96 | .333 | 37-46 | .804 | 61-181-242 | 3.9 | 98-4 | 60 | 44 | 57 | 26 | 309 | 5.0 | |

Career BIG EAST Statistics

| Season | GP-GS | Min | Avg | FG-A | Pct | 3FG-A | Pct | FT-A | Pct | O-D-TOT | Avg | PF-FO | Ast | TO | Blk | Stl | Pts | Avg | |
|--------------|-------------|------------|-------------|--------------|-------------|--------------|-------------|-------------|-------------|-----------------|------------|-------------|-----------|-----------|-----------|----------|-----------|------------|--|
| 2007-08 | | | | | | | | | | Did Not Play | | | | | | | | | |
| 2008-09 | 11-0 | 16 | 1.5 | 4-6 | .667 | 1-2 | .500 | 0-0 | .000 | 0-5-5 | 0.5 | 3-0 | 0 | 0 | 1 | 0 | 9 | 0.8 | |
| 2009-10 | 17-5 | 317 | 18.6 | 29-65 | .446 | 13-30 | .433 | 9-13 | .692 | 20-60-80 | 4.7 | 32-1 | 18 | 11 | 19 | 7 | 80 | 4.7 | |
| 2010-11 | | | | | | | | | | Has Not Played | | | | | | | | | |
| TOTAL | 28-5 | 333 | 11.9 | 33-71 | .465 | 14-32 | .438 | 9-13 | .692 | 20-65-85 | 3.0 | 35-1 | 18 | 11 | 20 | 7 | 89 | 3.2 | |





45 Jack Cooley | Sophomore • 6-9 • 244 Glenview, Ill. • Glenbrook South

Career Games With:

| | |
|---------------------------|-----|
| Double Figure Points..... | 2 |
| 20-Plus Points..... | N/A |
| 30-Plus Points..... | N/A |
| 10-Plus Rebounds..... | N/A |
| 10-Plus Assists..... | N/A |
| Double-Double..... | N/A |

QUICK HITS:

- Recorded double figure points for the first time in Irish career against Georgia Southern, netting 11 points
- Set career high in points (13) and field goals (6) against Maine, along with matching his career high in blocks with two
- Recorded season-best 18 minutes against Georgia in opening round of Old Spice Classic

Season and Career Bests

| | | | |
|-----------------|--|-----------------|--|
| Points | Season 13 (vs. Maine 11/22/10) Career 13 (vs. Maine 11/22/10) | FG's | Season 6 (vs. Maine 11/22/10) Career 6 (vs. Maine 11/22/10) |
| Rebounds | Season 6 (vs. Georgia Southern 11/12/10) Career 8 (vs. Bucknell 12/22/09) | 3PT FG's | Season -- Career -- |
| Assists | Season 2 (vs. Georgia 11/25/10) Career 2 (vs. Georgia 11/25/10) | FT's | Season 3 (on two occasions) Career 3 (on two occasions) |
| Steals | Season -- Career 2 (vs. Louisville 2/17/10) | Minutes | Season 18 (vs. Georgia 11/25/10) Career 19 (vs. Louisville 2/17/10) |
| Blocks | Season 2 (vs. Maine 11/22/10) Career 2 (vs. Bucknell 12/22/09) | | |

Game-By-Game Stats

| | Start | FG-A | 3P-A | FT-A | Reb | PF | TP | A | TO | BK | S | Min |
|------------------|-------|------|------|------|-----|----|----|---|----|----|----|-----|
| Georgia Southern | 4-5 | 0-0 | 3-3 | 6 | 2 | 11 | 1 | 0 | 1 | 0 | 16 | |
| Liberty | 0-0 | 0-0 | 0-0 | 4 | 2 | 0 | 0 | 2 | 0 | 12 | | |
| Chicago State | 3-4 | 0-0 | 0-2 | 5 | 1 | 6 | 0 | 0 | 1 | 13 | | |
| Maine | 6-7 | 0-0 | 1-1 | 5 | 2 | 13 | 0 | 2 | 2 | 14 | | |
| Georgia | 2-5 | 0-0 | 3-4 | 4 | 0 | 7 | 2 | 0 | 0 | 18 | | |
| California | 0-3 | 0-0 | 1-2 | 2 | 2 | 1 | 1 | 0 | 1 | 8 | | |
| Wisconsin | 0-0 | 0-0 | 0-0 | 2 | 0 | 0 | 0 | 0 | 0 | 7 | | |
| Indiana State | 0-0 | 0-0 | 0-0 | 0 | 1 | 0 | 0 | 0 | 0 | 1 | | |
| Kentucky | | | | | | | | | | | | |
| Gonzaga | | | | | | | | | | | | |
| Stony Brook | | | | | | | | | | | | |
| UMBC | | | | | | | | | | | | |
| Georgetown | | | | | | | | | | | | |
| Syracuse | | | | | | | | | | | | |
| Connecticut | | | | | | | | | | | | |
| St. John's | | | | | | | | | | | | |
| Marquette | | | | | | | | | | | | |
| St. John's | | | | | | | | | | | | |
| Cincinnati | | | | | | | | | | | | |
| Marquette | | | | | | | | | | | | |
| Pittsburgh | | | | | | | | | | | | |
| DePaul | | | | | | | | | | | | |
| Rutgers | | | | | | | | | | | | |
| Louisville | | | | | | | | | | | | |
| USF | | | | | | | | | | | | |
| West Virginia | | | | | | | | | | | | |
| Providence | | | | | | | | | | | | |
| Seton Hall | | | | | | | | | | | | |
| Villanova | | | | | | | | | | | | |
| Connecticut | | | | | | | | | | | | |

Career Stats vs. BIG EAST

| Opponent | GP-GS | Min. | FG-A | 3PT-A | FT-A | Reb. | A | PF | B | S | Pts. |
|---------------|-------|------|------|-------|------|-------|---|----|---|---|-------|
| Cincinnati | 1-0 | 1 | 0-0 | 0-0 | 0-0 | 0/0.0 | 0 | 0 | 0 | 0 | 0/0.0 |
| Connecticut | 2-0 | 9 | 1-2 | 0-0 | 1-2 | 3/1.5 | 0 | 2 | 0 | 0 | 3/1.5 |
| DePaul | 0-0 | 0 | 0-0 | 0-0 | 0-0 | 0/0.0 | 0 | 0 | 0 | 0 | 0/0.0 |
| Georgetown | 1-0 | 12 | 2-2 | 0-0 | 0-0 | 3/3.0 | 0 | 0 | 0 | 0 | 4/4.0 |
| Louisville | 1-0 | 19 | 1-1 | 0-0 | 0-1 | 5/5.0 | 0 | 5 | 1 | 2 | 2/2.0 |
| Marquette | 0-0 | 0 | 0-0 | 0-0 | 0-0 | 0/0.0 | 0 | 0 | 0 | 0 | 0/0.0 |
| Pittsburgh | 1-0 | 13 | 0-1 | 0-0 | 0-1 | 4/4.0 | 0 | 3 | 1 | 0 | 0/0.0 |
| Providence | 0-0 | 0 | 0-0 | 0-0 | 0-0 | 0/0.0 | 0 | 0 | 0 | 0 | 0/0.0 |
| Rutgers | 0-0 | 0 | 0-0 | 0-0 | 0-0 | 0/0.0 | 0 | 0 | 0 | 0 | 0/0.0 |
| St. John's | 1-0 | 1 | 0-0 | 0-0 | 0-0 | 0/0.0 | 0 | 0 | 0 | 0 | 0/0.0 |
| Seton Hall | 0-0 | 2 | 0-0 | 0-0 | 0-0 | 0/0.0 | 0 | 0 | 0 | 0 | 0/0.0 |
| USF | 1-0 | 0 | 0-0 | 0-0 | 0-0 | 0/0.0 | 0 | 1 | 0 | 0 | 0/0.0 |
| Syracuse | 0-0 | 0 | 0-0 | 0-0 | 0-0 | 0/0.0 | 0 | 0 | 0 | 0 | 0/0.0 |
| Villanova | 1-0 | 3 | 0-0 | 0-0 | 0-0 | 0/0.0 | 0 | 0 | 0 | 0 | 0/0.0 |
| West Virginia | 0-0 | 0 | 0-0 | 0-0 | 0-0 | 0/0.0 | 0 | 0 | 0 | 0 | 0/0.0 |

Career Statistics

| Season | GP-GS | Min | Avg | FG-A | Pct | 3FG-A | Pct | FT-A | Pct | O-D-TOT | Avg | PF-FO | Ast | TO | Blk | Stl | Pts | Avg |
|--------------|-------------|------------|------------|--------------|-------------|------------|-------------|--------------|-------------|-----------------|------------|-------------|----------|----------|-----------|----------|-----------|------------|
| 2009-10 | 21-0 | 111 | 5.3 | 8-20 | .400 | 0-0 | .000 | 4-12 | .333 | 22-15-37 | 1.8 | 19-1 | 1 | 4 | 5 | 3 | 20 | 1.0 |
| 2010-11 | 8-0 | 89 | 11.1 | 15-24 | .625 | 0-0 | .000 | 8-12 | .667 | 15-13-28 | 3.5 | 10-0 | 4 | 4 | 5 | 1 | 38 | 4.8 |
| TOTAL | 29-0 | 200 | 6.9 | 23-44 | .523 | 0-0 | .000 | 12-24 | .500 | 37-28-65 | 2.2 | 29-1 | 5 | 8 | 10 | 4 | 58 | 2.0 |

Career BIG EAST Statistics

| Season | GP-GS | Min | Avg | FG-A | Pct | 3FG-A | Pct | FT-A | Pct | O-D-TOT | Avg | PF-FO | Ast | TO | Blk | Stl | Pts | Avg |
|--------------|------------|-----------|------------|------------|-------------|------------|-------------|------------|-------------|----------------|------------|-------------|----------|----------|----------|----------|----------|------------|
| 2009-10 | 9-0 | 59 | 6.6 | 4-6 | .667 | 0-0 | .000 | 1-4 | .250 | 7-8-15 | 1.7 | 14-1 | 0 | 1 | 2 | 2 | 9 | 1.0 |
| 2010-11 | | | | | | | | | | Has Not Played | | | | | | | | |
| TOTAL | 9-0 | 59 | 6.6 | 4-6 | .667 | 0-0 | .000 | 1-4 | .250 | 7-8-15 | 1.7 | 14-1 | 0 | 1 | 2 | 2 | 9 | 1.0 |



2010-11 Notre Dame Men's Basketball
 Notre Dame Combined Team Statistics (as of Dec 03, 2010)
 All games

| RECORD: | OVERALL | HOME | AWAY | NEUTRAL |
|----------------|---------|------|------|---------|
| ALL GAMES | 8-0 | 5-0 | 0-0 | 3-0 |
| CONFERENCE | 0-0 | 0-0 | 0-0 | 0-0 |
| NON-CONFERENCE | 8-0 | 5-0 | 0-0 | 3-0 |

| ## | Player | gp-gs | min | avg | Total | | 3-Point | | F-Throw | | Rebounds | | | | pf | dq | a | to | blk | stl | pts | avg |
|----------------|-------------------|-------|------|------|---------|------|---------|------|---------|-------|----------|-----|-----|------|-----|----|-----|----|-----|-----|-----|------|
| | | | | | fg-fga | fg% | 3fg-fga | 3fg% | ft-fta | ft% | off | def | tot | avg | | | | | | | | |
| 23 | HANSBROUGH, Ben | 8-8 | 264 | 33.0 | 39-77 | .506 | 23-42 | .548 | 25-33 | .758 | 9 | 22 | 31 | 3.9 | 21 | 0 | 32 | 20 | 0 | 6 | 126 | 15.8 |
| 21 | ABROMAITIS, Tim | 8-8 | 265 | 33.1 | 35-92 | .380 | 15-47 | .319 | 40-48 | .833 | 9 | 46 | 55 | 6.9 | 15 | 0 | 18 | 9 | 4 | 6 | 125 | 15.6 |
| 01 | NASH, Tyrone | 8-8 | 236 | 29.5 | 25-55 | .455 | 0-0 | .000 | 50-69 | .725 | 23 | 33 | 56 | 7.0 | 13 | 0 | 26 | 13 | 3 | 4 | 100 | 12.5 |
| 34 | SCOTT, Carleton | 8-8 | 238 | 29.8 | 32-68 | .471 | 10-35 | .286 | 14-16 | .875 | 10 | 52 | 62 | 7.8 | 25 | 1 | 16 | 13 | 17 | 5 | 88 | 11.0 |
| 14 | MARTIN, Scott | 7-7 | 187 | 26.7 | 22-51 | .431 | 4-19 | .211 | 18-27 | .667 | 9 | 24 | 33 | 4.7 | 10 | 0 | 12 | 9 | 2 | 1 | 66 | 9.4 |
| 00 | ATKINS, Eric | 8-1 | 213 | 26.6 | 20-42 | .476 | 8-18 | .444 | 11-14 | .786 | 3 | 17 | 20 | 2.5 | 11 | 0 | 26 | 11 | 1 | 1 | 59 | 7.4 |
| 45 | COOLEY, Jack | 8-0 | 89 | 11.1 | 15-24 | .625 | 0-0 | .000 | 8-12 | .667 | 15 | 13 | 28 | 3.5 | 10 | 0 | 4 | 4 | 5 | 1 | 38 | 4.8 |
| 12 | DRAGICEVICH, Alex | 4-0 | 22 | 5.5 | 3-7 | .429 | 1-2 | .500 | 6-6 | 1.000 | 1 | 4 | 5 | 1.3 | 1 | 0 | 0 | 0 | 0 | 0 | 13 | 3.3 |
| 32 | BROOKS, Joey | 7-0 | 75 | 10.7 | 6-15 | .400 | 1-8 | .125 | 5-10 | .500 | 4 | 9 | 13 | 1.9 | 7 | 0 | 6 | 5 | 0 | 4 | 18 | 2.6 |
| 25 | KNIGHT, Tom | 4-0 | 23 | 5.8 | 4-8 | .500 | 0-0 | .000 | 1-1 | 1.000 | 4 | 3 | 7 | 1.8 | 1 | 0 | 2 | 1 | 1 | 0 | 9 | 2.3 |
| 33 | BROGHAMMER, Mike | 4-0 | 26 | 6.5 | 4-11 | .364 | 0-0 | .000 | 1-4 | .250 | 5 | 2 | 7 | 1.8 | 7 | 0 | 0 | 2 | 1 | 0 | 9 | 2.3 |
| 05 | KOPKO, Tom | 4-0 | 12 | 3.0 | 1-5 | .200 | 1-3 | .333 | 0-0 | .000 | 2 | 0 | 2 | 0.5 | 0 | 0 | 0 | 0 | 0 | 0 | 3 | 0.8 |
| Team | | | | | | | | | | | | 14 | 16 | 30 | | | | | | 1 | | |
| Total..... | | 8 | 1650 | | 206-455 | .453 | 63-174 | .362 | 179-240 | .746 | 108 | 241 | 349 | 43.6 | 121 | 1 | 142 | 88 | 34 | 28 | 654 | 81.8 |
| Opponents..... | | 8 | 1650 | | 183-482 | .380 | 48-161 | .298 | 82-121 | .678 | 77 | 173 | 250 | 31.3 | 193 | - | 113 | 87 | 28 | 40 | 496 | 62.0 |

| TEAM STATISTICS | ND | OPP | Date | Opponent | Score | Att. |
|------------------------|---------|---------|------------|------------------|-----------|------|
| SCORING | 654 | 496 | 11-12-10 | GEORGIA SOUTHERN | w 98-61 | 8165 |
| Points per game | 81.8 | 62.0 | 11-14-10 | LIBERTY | w 72-51 | 6478 |
| Scoring margin | +19.8 | - | 11-17-10 | CHICAGO STATE | w 102-62 | 6252 |
| FIELD GOALS-ATT | 206-455 | 183-482 | 11-22-10 | MAINE | w 97-72 | 6303 |
| Field goal pct | .453 | .380 | ^ 11-25-10 | vs Georgia | wo2 89-83 | 2973 |
| 3 POINT FG-ATT | 63-174 | 48-161 | ^ 11-26-10 | vs California | w 57-44 | 2932 |
| 3-point FG pct | .362 | .298 | ^ 11-28-10 | vs Wisconsin | w 58-51 | 3428 |
| 3-pt FG made per game | 7.9 | 6.0 | 11-30-10 | INDIANA STATE | w 81-72 | 7080 |
| FREE THROWS-ATT | 179-240 | 82-121 | | | | |
| Free throw pct | .746 | .678 | | | | |
| F-Throws made per game | 22.4 | 10.3 | | | | |
| REBOUNDS | 349 | 250 | | | | |
| Rebounds per game | 43.6 | 31.3 | | | | |
| Rebounding margin | +12.4 | - | | | | |
| ASSISTS | 142 | 113 | | | | |
| Assists per game | 17.8 | 14.1 | | | | |
| TURNOVERS | 88 | 87 | | | | |
| Turnovers per game | 11.0 | 10.9 | | | | |
| Turnover margin | -0.1 | - | | | | |
| Assist/turnover ratio | 1.6 | 1.3 | | | | |
| STEALS | 28 | 40 | | | | |
| Steals per game | 3.5 | 5.0 | | | | |
| BLOCKS | 34 | 28 | | | | |
| Blocks per game | 4.3 | 3.5 | | | | |
| ATTENDANCE | 34278 | 9333 | | | | |
| Home games-Avg/Game | 5-6856 | 0-0 | | | | |
| Neutral site-Avg/Game | - | 3-3111 | | | | |

* = Conference game
 ^ = Old Spice Classic (Orlando, Fla.)

| Score by Periods | 1st | 2nd | OT | OT2 | Totals |
|------------------|-----|-----|----|-----|--------|
| Notre Dame | 313 | 314 | 7 | 20 | 654 |
| Opponents | 204 | 271 | 7 | 14 | 496 |

2010-11 Notre Dame Men's Basketball
 Notre Dame Season Box Score (as of Dec 03, 2010)
 All games

| RECORD: | OVERALL | HOME | AWAY | NEUTRAL |
|----------------|---------|------|------|---------|
| ALL GAMES | 8-0 | 5-0 | 0-0 | 3-0 |
| CONFERENCE | 0-0 | 0-0 | 0-0 | 0-0 |
| NON-CONFERENCE | 8-0 | 5-0 | 0-0 | 3-0 |

| ## | Player | gp-gs | min | avg | Total | | 3-Point | | F-Throw | | Rebounds | | | pf | dq | a | to | blk | stl | pts | avg | |
|----------------|-------------------|-------|------|------|---------|------|---------|------|---------|-------|----------|-----|-----|------|-----|---|-----|-----|-----|-----|-----|------|
| | | | | | fg-fga | fg% | 3fg-fga | 3fg% | ft-fa | ft% | off | def | tot | | | | | | | | | avg |
| 23 | HANSBROUGH, Ben | 8-8 | 264 | 33.0 | 39-77 | .506 | 23-42 | .548 | 25-33 | .758 | 9 | 22 | 31 | 3.9 | 21 | 0 | 32 | 20 | 0 | 6 | 126 | 15.8 |
| 21 | ABROMAITIS, Tim | 8-8 | 265 | 33.1 | 35-92 | .380 | 15-47 | .319 | 40-48 | .833 | 9 | 46 | 55 | 6.9 | 15 | 0 | 18 | 9 | 4 | 6 | 125 | 15.6 |
| 01 | NASH, Tyrone | 8-8 | 236 | 29.5 | 25-55 | .455 | 0-0 | .000 | 50-69 | .725 | 23 | 33 | 56 | 7.0 | 13 | 0 | 26 | 13 | 3 | 4 | 100 | 12.5 |
| 34 | SCOTT, Carleton | 8-8 | 238 | 29.8 | 32-68 | .471 | 10-35 | .286 | 14-16 | .875 | 10 | 52 | 62 | 7.8 | 25 | 1 | 16 | 13 | 17 | 5 | 88 | 11.0 |
| 14 | MARTIN, Scott | 7-7 | 187 | 26.7 | 22-51 | .431 | 4-19 | .211 | 18-27 | .667 | 9 | 24 | 33 | 4.7 | 10 | 0 | 12 | 9 | 2 | 1 | 66 | 9.4 |
| 00 | ATKINS, Eric | 8-1 | 213 | 26.6 | 20-42 | .476 | 8-18 | .444 | 11-14 | .786 | 3 | 17 | 20 | 2.5 | 11 | 0 | 26 | 11 | 1 | 1 | 59 | 7.4 |
| 45 | COOLEY, Jack | 8-0 | 89 | 11.1 | 15-24 | .625 | 0-0 | .000 | 8-12 | .667 | 15 | 13 | 28 | 3.5 | 10 | 0 | 4 | 4 | 5 | 1 | 38 | 4.8 |
| 12 | DRAGICEVICH, Alex | 4-0 | 22 | 5.5 | 3-7 | .429 | 1-2 | .500 | 6-6 | 1.000 | 1 | 4 | 5 | 1.3 | 1 | 0 | 0 | 0 | 0 | 0 | 13 | 3.3 |
| 32 | BROOKS, Joey | 7-0 | 75 | 10.7 | 6-15 | .400 | 1-8 | .125 | 5-10 | .500 | 4 | 9 | 13 | 1.9 | 7 | 0 | 6 | 5 | 0 | 4 | 18 | 2.6 |
| 25 | KNIGHT, Tom | 4-0 | 23 | 5.8 | 4-8 | .500 | 0-0 | .000 | 1-1 | 1.000 | 4 | 3 | 7 | 1.8 | 1 | 0 | 2 | 1 | 1 | 0 | 9 | 2.3 |
| 33 | BROGHAMMER, Mike | 4-0 | 26 | 6.5 | 4-11 | .364 | 0-0 | .000 | 1-4 | .250 | 5 | 2 | 7 | 1.8 | 7 | 0 | 0 | 2 | 1 | 0 | 9 | 2.3 |
| 05 | KOPKO, Tom | 4-0 | 12 | 3.0 | 1-5 | .200 | 1-3 | .333 | 0-0 | .000 | 2 | 0 | 2 | 0.5 | 0 | 0 | 0 | 0 | 0 | 0 | 3 | 0.8 |
| Team | | | | | | | | | | | 14 | 16 | 30 | | | | 1 | | | | | |
| Total..... | | 8 | 1650 | | 206-455 | .453 | 63-174 | .362 | 179-240 | .746 | 108 | 241 | 349 | 43.6 | 121 | 1 | 142 | 88 | 34 | 28 | 654 | 81.8 |
| Opponents..... | | 8 | 1650 | | 183-482 | .380 | 48-161 | .298 | 82-121 | .678 | 77 | 173 | 250 | 31.3 | 193 | - | 113 | 87 | 28 | 40 | 496 | 62.0 |

| Score by Periods | 1st | 2nd | OT | OT2 | Totals |
|------------------|-----|-----|----|-----|--------|
| Notre Dame | 313 | 314 | 7 | 20 | 654 |
| Opponents | 204 | 271 | 7 | 14 | 496 |

2010-11 Notre Dame Men's Basketball
 Notre Dame Season Schedule/Results & Leaders (as of Dec 03, 2010)
 All games

| RECORD: | OVERALL | HOME | AWAY | NEUTRAL |
|----------------|---------|------|------|---------|
| ALL GAMES | 8-0 | 5-0 | 0-0 | 3-0 |
| CONFERENCE | 0-0 | 0-0 | 0-0 | 0-0 |
| NON-CONFERENCE | 8-0 | 5-0 | 0-0 | 3-0 |

| Date | Opponent | Score | Att. | High Points | High Rebounds |
|----------|------------------|-----------|------|---|---------------------|
| 11-12-10 | GEORGIA SOUTHERN | w 98-61 | 8165 | (20)HANSBROUGH, Ben | (7)SCOTT, Carleton |
| 11-14-10 | LIBERTY | w 72-51 | 6478 | (19)HANSBROUGH, Ben | (9)NASH, Tyrone |
| 11-17-10 | CHICAGO STATE | w 102-62 | 6252 | (22)HANSBROUGH, Ben | (11)SCOTT, Carleton |
| 11-22-10 | MAINE | w 97-72 | 6303 | (26)ABROMAITIS, Tim | (11)NASH, Tyrone |
| 11-25-10 | ^vs Georgia | wo2 89-83 | 2973 | (25)ABROMAITIS, Tim | (11)SCOTT, Carleton |
| 11-26-10 | ^vs California | w 57-44 | 2932 | (16)SCOTT, Carleton | (11)ABROMAITIS, Tim |
| 11-28-10 | ^vs Wisconsin | w 58-51 | 3428 | (12)SCOTT, Carleton (12)ATKINS, Eric | (9)ABROMAITIS, Tim |
| 11-30-10 | INDIANA STATE | w 81-72 | 7080 | (24)HANSBROUGH, Ben | (8)SCOTT, Carleton |

* = Conference game

^ = Old Spice Classic (Orlando, Fla.)

| Attendance Summary | Games | Attend | Avg/Game |
|--------------------|-------|--------|----------|
| Home | 5 | 34278 | 6856 |
| Away | 0 | 0 | 0 |
| Neutral | 3 | 9333 | 3111 |
| Total | 8 | 43611 | 5451 |

2010-11 Notre Dame Men's Basketball
 Notre Dame Extended Season Box Score (as of Dec 03, 2010)
 All games

| RECORD: | OVERALL | HOME | AWAY | NEUTRAL |
|----------------|---------|------|------|---------|
| ALL GAMES | 8-0 | 5-0 | 0-0 | 3-0 |
| CONFERENCE | 0-0 | 0-0 | 0-0 | 0-0 |
| NON-CONFERENCE | 8-0 | 5-0 | 0-0 | 3-0 |

| ## | Player | gp-gs | min | avg | Total | | 3-Point | | F-Throw | | Rebounds | | avg | pf | dq | a | a/g | to | to/g | a/to | blk | blk/g | stl | stl/g | pts | avg | |
|----------------|-------------------|-------|------|------|---------|------|---------|------|---------|-------|----------|-----|-----|------|-----|---|-----|-------|------|-------|------|-------|------|-------|------|-----|------|
| | | | | | fg-fga | fg% | 3fg-fga | 3fg% | ft-fa | ft% | off | def | | | | | | | | | | | | | | | tot |
| 23 | HANSBROUGH, Ben | 8-8 | 264 | 33.0 | 39-77 | .506 | 23-42 | .548 | 25-33 | .758 | 9 | 22 | 31 | 3.9 | 21 | 0 | 32 | 4.00 | 20 | 2.50 | 1.60 | 0 | 0.00 | 6 | 0.75 | 126 | 15.8 |
| 21 | ABROMAITIS, Tim | 8-8 | 265 | 33.1 | 35-92 | .380 | 15-47 | .319 | 40-48 | .833 | 9 | 46 | 55 | 6.9 | 15 | 0 | 18 | 2.25 | 9 | 1.13 | 2.00 | 4 | 0.50 | 6 | 0.75 | 125 | 15.6 |
| 01 | NASH, Tyrone | 8-8 | 236 | 29.5 | 25-55 | .455 | 0-0 | .000 | 50-69 | .725 | 23 | 33 | 56 | 7.0 | 13 | 0 | 26 | 3.25 | 13 | 1.63 | 2.00 | 3 | 0.38 | 4 | 0.50 | 100 | 12.5 |
| 34 | SCOTT, Carleton | 8-8 | 238 | 29.8 | 32-68 | .471 | 10-35 | .286 | 14-16 | .875 | 10 | 52 | 62 | 7.8 | 25 | 1 | 16 | 2.00 | 13 | 1.63 | 1.23 | 17 | 2.13 | 5 | 0.63 | 88 | 11.0 |
| 14 | MARTIN, Scott | 7-7 | 187 | 26.7 | 22-51 | .431 | 4-19 | .211 | 18-27 | .667 | 9 | 24 | 33 | 4.7 | 10 | 0 | 12 | 1.71 | 9 | 1.29 | 1.33 | 2 | 0.29 | 1 | 0.14 | 66 | 9.4 |
| 00 | ATKINS, Eric | 8-1 | 213 | 26.6 | 20-42 | .476 | 8-18 | .444 | 11-14 | .786 | 3 | 17 | 20 | 2.5 | 11 | 0 | 26 | 3.25 | 11 | 1.38 | 2.36 | 1 | 0.13 | 1 | 0.13 | 59 | 7.4 |
| 45 | COOLEY, Jack | 8-0 | 89 | 11.1 | 15-24 | .625 | 0-0 | .000 | 8-12 | .667 | 15 | 13 | 28 | 3.5 | 10 | 0 | 4 | 0.50 | 4 | 0.50 | 1.00 | 5 | 0.63 | 1 | 0.13 | 38 | 4.8 |
| 12 | DRAGICEVICH, Alex | 4-0 | 22 | 5.5 | 3-7 | .429 | 1-2 | .500 | 6-6 | 1.000 | 1 | 4 | 5 | 1.3 | 1 | 0 | 0 | 0.00 | 0 | 0.00 | 0.00 | 0 | 0.00 | 0 | 0.00 | 13 | 3.3 |
| 32 | BROOKS, Joey | 7-0 | 75 | 10.7 | 6-15 | .400 | 1-8 | .125 | 5-10 | .500 | 4 | 9 | 13 | 1.9 | 7 | 0 | 6 | 0.86 | 5 | 0.71 | 1.20 | 0 | 0.00 | 4 | 0.57 | 18 | 2.6 |
| 25 | KNIGHT, Tom | 4-0 | 23 | 5.8 | 4-8 | .500 | 0-0 | .000 | 1-1 | 1.000 | 4 | 3 | 7 | 1.8 | 1 | 0 | 2 | 0.50 | 1 | 0.25 | 2.00 | 1 | 0.25 | 0 | 0.00 | 9 | 2.3 |
| 33 | BROGHAMMER, Mike | 4-0 | 26 | 6.5 | 4-11 | .364 | 0-0 | .000 | 1-4 | .250 | 5 | 2 | 7 | 1.8 | 7 | 0 | 0 | 0.00 | 2 | 0.50 | 0.00 | 1 | 0.25 | 0 | 0.00 | 9 | 2.3 |
| 05 | KOPKO, Tom | 4-0 | 12 | 3.0 | 1-5 | .200 | 1-3 | .333 | 0-0 | .000 | 2 | 0 | 2 | 0.5 | 0 | 0 | 0 | 0.00 | 0 | 0.00 | 0.00 | 0 | 0.00 | 0 | 0.00 | 3 | 0.8 |
| Total..... | | 8 | 1650 | | 206-455 | .453 | 63-174 | .362 | 179-240 | .746 | 108 | 241 | 349 | 43.6 | 121 | 1 | 142 | 17.75 | 88 | 11.00 | 1.61 | 34 | 4.25 | 28 | 3.50 | 654 | 81.8 |
| Opponents..... | | 8 | 1650 | | 183-482 | .380 | 48-161 | .298 | 82-121 | .678 | 77 | 173 | 250 | 31.3 | 193 | - | 113 | 14.13 | 87 | 10.88 | 1.30 | 28 | 3.50 | 40 | 5.00 | 496 | 62.0 |

| Score by Periods | 1st | 2nd | OT | OT2 | Totals |
|------------------|-----|-----|----|-----|--------|
| Notre Dame | 313 | 314 | 7 | 20 | 654 |
| Opponents | 204 | 271 | 7 | 14 | 496 |

2010-11 Notre Dame Men's Basketball
 Notre Dame Overall Team Statistics (as of Dec 03, 2010)
 All games

| TEAM STATISTICS | ND | OPP |
|------------------------|---------|---------|
| SCORING | 654 | 496 |
| Points per game | 81.8 | 62.0 |
| Scoring margin | +19.8 | - |
| FIELD GOALS-ATT | 206-455 | 183-482 |
| Field goal pct | .453 | .380 |
| 3 POINT FG-ATT | 63-174 | 48-161 |
| 3-point FG pct | .362 | .298 |
| 3-pt FG made per game | 7.9 | 6.0 |
| FREE THROWS-ATT | 179-240 | 82-121 |
| Free throw pct | .746 | .678 |
| F-Throws made per game | 22.4 | 10.3 |
| REBOUNDS | 349 | 250 |
| Rebounds per game | 43.6 | 31.3 |
| Rebounding margin | +12.4 | - |
| ASSISTS | 142 | 113 |
| Assists per game | 17.8 | 14.1 |
| TURNOVERS | 88 | 87 |
| Turnovers per game | 11.0 | 10.9 |
| Turnover margin | -0.1 | - |
| Assist/turnover ratio | 1.6 | 1.3 |
| STEALS | 28 | 40 |
| Steals per game | 3.5 | 5.0 |
| BLOCKS | 34 | 28 |
| Blocks per game | 4.3 | 3.5 |
| WINNING STREAK | 8 | - |
| Home win streak | 5 | - |
| ATTENDANCE | 34278 | 9333 |
| Home games-Avg/Game | 5-6856 | 0-0 |
| Neutral site-Avg/Game | - | 3-3111 |

| Score by Periods | 1st | 2nd | OT | OT2 | Totals |
|------------------|-----|-----|----|-----|--------|
| Notre Dame | 313 | 314 | 7 | 20 | 654 |
| Opponents | 204 | 271 | 7 | 14 | 496 |

2010-11 Notre Dame Men's Basketball
 Notre Dame Team Game-by-Game Comparison (as of Dec 03, 2010)
 All games

| Opponent | 1st | 2nd | Score | Mar | Total FG | FG Pct | 3-Pointers | 3FG Pct | Free Throws | FT Pct | Rebounds | Assist | T/Over | Block | Steal | Fouls |
|------------------|-------|-------|--------|-----|-------------|-----------|------------|-----------|-------------|-----------|-----------|--------|--------|-------|-------|-------|
| GEORGIA SOUTHERN | 62/23 | 36/38 | 98-61 | +37 | 33-68/16-48 | .485/.333 | 8-26/3-15 | .308/.200 | 24-27/26-34 | .889/.765 | 46/27 +19 | 21/11 | 10/17 | 2/3 | 8/4 | 25/24 |
| LIBERTY | 41/22 | 31/29 | 72-51 | +21 | 23-55/21-59 | .418/.356 | 10-28/5-17 | .357/.294 | 16-25/4-7 | .640/.571 | 42/36 +6 | 16/14 | 12/15 | 4/2 | 4/3 | 11/26 |
| CHICAGO STATE | 52/31 | 50/31 | 102-62 | +40 | 34-69/21-61 | .493/.344 | 12-31/7-20 | .387/.350 | 22-34/13-20 | .647/.650 | 59/28 +31 | 29/17 | 9/11 | 6/1 | 3/5 | 15/25 |
| MAINE | 52/34 | 45/38 | 97-72 | +25 | 30-52/30-62 | .577/.484 | 12-18/7-16 | .667/.438 | 25-27/5-9 | .926/.556 | 36/21 +15 | 26/16 | 10/6 | 5/3 | 2/3 | 15/19 |
| Georgia | 25/37 | 37/25 | 89-83 | +6 | 26-57/32-73 | .456/.438 | 7-17/9-34 | .412/.265 | 30-43/10-20 | .698/.500 | 42/39 +3 | 10/19 | 16/12 | 1/4 | 2/9 | 16/27 |
| California | 21/5 | 36/39 | 57-44 | +13 | 15-54/16-61 | .278/.262 | 1-20/6-21 | .050/.286 | 26-37/6-9 | .703/.667 | 45/44 +1 | 12/8 | 10/15 | 8/6 | 4/4 | 15/28 |
| Wisconsin | 22/19 | 36/32 | 58-51 | +7 | 17-48/20-57 | .354/.351 | 4-14/7-23 | .286/.304 | 20-25/4-4 | .800/1000 | 43/28 +15 | 7/14 | 9/4 | 3/5 | 1/5 | 8/22 |
| INDIANA STATE | 38/33 | 43/39 | 81-72 | +9 | 28-52/27-61 | .538/.443 | 9-20/4-15 | .450/.267 | 16-22/14-18 | .727/.778 | 36/27 +9 | 21/14 | 12/7 | 5/4 | 4/7 | 16/22 |

Note: Game totals are displayed in the format TEAM/OPPONENT for each category

2010-11 Notre Dame Men's Basketball
 Notre Dame Points-Rebounds-Assists (as of Dec 03, 2010)
 All games

| Opponent | Date | Score | | 00 | 01 | 05 | 12 | 14 | 21 | 23 |
|------------------|----------|--------|---|------------|------------|-----------|------------|------------|------------|------------|
| | | | | ATKINS,ERI | NASH,TYRON | KOPKO,TOM | DRAGICEVIC | MARTIN,SCO | ABROMAITIS | HANSBROUGH |
| GEORGIA SOUTHERN | 11-12-10 | 98-61 | w | 9-3-3 | 7-2-1 | 0-1-0 | 9-3-0 | 7-5-2 | 10-5-3 | 20-3-4 |
| LIBERTY | 11-14-10 | 72-51 | w | 10-1-4 | 16-9-1 | 0-0-0 | 0-0-0 | 6-3-3 | 13-7-0 | 19-2-4 |
| CHICAGO STATE | 11-17-10 | 102-62 | w | 12-3-5 | 11-10-7 | 0-1-0 | 4-1-0 | DNP | 21-10-7 | 22-5-6 |
| MAINE | 11-22-10 | 97-72 | w | 3-3-5 | 13-11-5 | 3-0-0 | 0-1-0 | 15-5-3 | 26-3-3 | 11-2-9 |
| vs Georgia | 11-25-10 | 89-83 | w | 9-4-1 | 18-6-2 | DNP | DNP | 6-2-0 | 25-6-0 | 13-5-2 |
| vs California | 11-26-10 | 57-44 | w | 4-0-2 | 11-5-3 | DNP | DNP | 11-6-1 | 7-11-2 | 7-6-1 |
| vs Wisconsin | 11-28-10 | 58-51 | w | 12-3-2 | 8-6-3 | DNP | DNP | 6-7-1 | 10-9-0 | 10-6-1 |
| INDIANA STATE | 11-30-10 | 81-72 | w | 0-3-4 | 16-7-4 | DNP | DNP | 15-5-2 | 13-4-3 | 24-2-5 |

| Opponent | Date | Score | | 25 | 32 | 33 | 34 | 45 |
|------------------|----------|--------|---|------------|------------|-----------|------------|------------|
| | | | | KNIGHT,TOM | BROOKS,JOE | BROGHAMME | SCOTT,CARL | COOLEY,JAC |
| GEORGIA SOUTHERN | 11-12-10 | 98-61 | w | 7-4-1 | 7-3-2 | 5-2-0 | 6-7-4 | 11-6-1 |
| LIBERTY | 11-14-10 | 72-51 | w | 0-1-1 | 4-3-1 | 0-1-0 | 4-6-2 | 0-4-0 |
| CHICAGO STATE | 11-17-10 | 102-62 | w | 0-2-0 | 5-4-1 | 4-4-0 | 17-11-3 | 6-5-0 |
| MAINE | 11-22-10 | 97-72 | w | 2-0-0 | 0-0-1 | 0-0-0 | 11-2-0 | 13-5-0 |
| vs Georgia | 11-25-10 | 89-83 | w | DNP | 0-0-0 | DNP | 11-11-3 | 7-4-2 |
| vs California | 11-26-10 | 57-44 | w | DNP | 0-0-0 | DNP | 16-10-2 | 1-2-1 |
| vs Wisconsin | 11-28-10 | 58-51 | w | DNP | DNP | DNP | 12-7-0 | 0-2-0 |
| INDIANA STATE | 11-30-10 | 81-72 | w | DNP | 2-3-1 | DNP | 11-8-2 | 0-0-0 |

2010-11 Notre Dame Men's Basketball
 Notre Dame Team High/Low Analysis (as of Dec 03, 2010)
 All games

Notre Dame - TEAM GAME HIGHS

| | | |
|-----------------------|--------------|-----------------------------|
| POINTS | 102 | CHICAGO STATE (11-17-10) |
| | 98 | GEORGIA SOUTHERN (11-12-10) |
| | 97 | MAINE (11-22-10) |
| | 89 | vs Georgia (11-25-10) |
| | 81 | INDIANA STATE (11-30-10) |
| FIELD GOALS MADE | 34 | CHICAGO STATE (11-17-10) |
| | 33 | GEORGIA SOUTHERN (11-12-10) |
| FIELD GOAL ATTEMPTS | 69 | CHICAGO STATE (11-17-10) |
| | 68 | GEORGIA SOUTHERN (11-12-10) |
| FIELD GOAL PERCENTAGE | .577 (30-52) | MAINE (11-22-10) |
| | .538 (28-52) | INDIANA STATE (11-30-10) |
| 3 PT FIELD GOALS MADE | 12 | MAINE (11-22-10) |
| | 12 | CHICAGO STATE (11-17-10) |
| 3 PT FG ATTEMPTS | 31 | CHICAGO STATE (11-17-10) |
| | 28 | LIBERTY (11-14-10) |
| 3 PT FG PERCENTAGE | .667 (12-18) | MAINE (11-22-10) |
| | .450 (9-20) | INDIANA STATE (11-30-10) |
| FREE THROWS MADE | 30 | vs Georgia (11-25-10) |
| | 26 | vs California (11-26-10) |
| FREE THROW ATTEMPTS | 43 | vs Georgia (11-25-10) |
| | 37 | vs California (11-26-10) |
| FREE THROW PERCENTAGE | .926 (25-27) | MAINE (11-22-10) |
| | .889 (24-27) | GEORGIA SOUTHERN (11-12-10) |
| REBOUNDS | 59 | CHICAGO STATE (11-17-10) |
| | 46 | GEORGIA SOUTHERN (11-12-10) |
| ASSISTS | 29 | CHICAGO STATE (11-17-10) |
| | 26 | MAINE (11-22-10) |
| STEALS | 8 | GEORGIA SOUTHERN (11-12-10) |
| | 4 | INDIANA STATE (11-30-10) |
| | 4 | vs California (11-26-10) |
| | 4 | LIBERTY (11-14-10) |
| BLOCKED SHOTS | 8 | vs California (11-26-10) |
| | 6 | CHICAGO STATE (11-17-10) |
| TURNOVERS | 16 | vs Georgia (11-25-10) |
| | 12 | INDIANA STATE (11-30-10) |
| | 12 | LIBERTY (11-14-10) |
| FOULS | 25 | GEORGIA SOUTHERN (11-12-10) |
| | 16 | INDIANA STATE (11-30-10) |
| | 16 | vs Georgia (11-25-10) |

2010-11 Notre Dame Men's Basketball
 Notre Dame High/Low Analysis (as of Dec 03, 2010)
 All games

Opponent - GAME HIGHS

| | | | |
|-----------------------|-------|---------|-----------------------------|
| POINTS | 83 | | vs Georgia (11-25-10) |
| | 72 | | INDIANA STATE (11-30-10) |
| | 72 | | MAINE (11-22-10) |
| | 62 | | CHICAGO STATE (11-17-10) |
| | 61 | | GEORGIA SOUTHERN (11-12-10) |
| FIELD GOALS MADE | 32 | | vs Georgia (11-25-10) |
| | 30 | | MAINE (11-22-10) |
| FIELD GOAL ATTEMPTS | 73 | | vs Georgia (11-25-10) |
| | 62 | | MAINE (11-22-10) |
| FIELD GOAL PERCENTAGE | .484 | (30-62) | MAINE (11-22-10) |
| | .443 | (27-61) | INDIANA STATE (11-30-10) |
| 3 PT FIELD GOALS MADE | 9 | | vs Georgia (11-25-10) |
| | 7 | | vs Wisconsin (11-28-10) |
| | 7 | | MAINE (11-22-10) |
| | 7 | | CHICAGO STATE (11-17-10) |
| 3 PT FG ATTEMPTS | 34 | | vs Georgia (11-25-10) |
| | 23 | | vs Wisconsin (11-28-10) |
| 3 PT FG PERCENTAGE | .438 | (7-16) | MAINE (11-22-10) |
| | .350 | (7-20) | CHICAGO STATE (11-17-10) |
| FREE THROWS MADE | 26 | | GEORGIA SOUTHERN (11-12-10) |
| | 14 | | INDIANA STATE (11-30-10) |
| FREE THROW ATTEMPTS | 34 | | GEORGIA SOUTHERN (11-12-10) |
| | 20 | | vs Georgia (11-25-10) |
| | 20 | | CHICAGO STATE (11-17-10) |
| FREE THROW PERCENTAGE | 1.000 | (4-4) | vs Wisconsin (11-28-10) |
| | .778 | (14-18) | INDIANA STATE (11-30-10) |
| REBOUNDS | 44 | | vs California (11-26-10) |
| | 39 | | vs Georgia (11-25-10) |
| ASSISTS | 19 | | vs Georgia (11-25-10) |
| | 17 | | CHICAGO STATE (11-17-10) |
| STEALS | 9 | | vs Georgia (11-25-10) |
| | 7 | | INDIANA STATE (11-30-10) |
| BLOCKED SHOTS | 6 | | vs California (11-26-10) |
| | 5 | | vs Wisconsin (11-28-10) |
| TURNOVERS | 17 | | GEORGIA SOUTHERN (11-12-10) |
| | 15 | | vs California (11-26-10) |
| | 15 | | LIBERTY (11-14-10) |
| FOULS | 28 | | vs California (11-26-10) |
| | 27 | | vs Georgia (11-25-10) |

2010-11 Notre Dame Men's Basketball
 Notre Dame High/Low Analysis (as of Dec 03, 2010)
 All games

Notre Dame - GAME LOWS

| | | | |
|-----------------------|------|---------|-----------------------------|
| POINTS | 57 | | vs California (11-26-10) |
| | 58 | | vs Wisconsin (11-28-10) |
| | 72 | | LIBERTY (11-14-10) |
| | 81 | | INDIANA STATE (11-30-10) |
| | 89 | | vs Georgia (11-25-10) |
| FIELD GOALS MADE | 15 | | vs California (11-26-10) |
| | 17 | | vs Wisconsin (11-28-10) |
| FIELD GOAL ATTEMPTS | 48 | | vs Wisconsin (11-28-10) |
| | 52 | | MAINE (11-22-10) |
| | 52 | | INDIANA STATE (11-30-10) |
| FIELD GOAL PERCENTAGE | .278 | (15-54) | vs California (11-26-10) |
| | .354 | (17-48) | vs Wisconsin (11-28-10) |
| 3 PT FIELD GOALS MADE | 1 | | vs California (11-26-10) |
| | 4 | | vs Wisconsin (11-28-10) |
| 3 PT FG ATTEMPTS | 14 | | vs Wisconsin (11-28-10) |
| | 17 | | vs Georgia (11-25-10) |
| 3 PT FG PERCENTAGE | .050 | (1-20) | vs California (11-26-10) |
| | .286 | (4-14) | vs Wisconsin (11-28-10) |
| FREE THROWS MADE | 16 | | LIBERTY (11-14-10) |
| | 16 | | INDIANA STATE (11-30-10) |
| FREE THROW ATTEMPTS | 22 | | INDIANA STATE (11-30-10) |
| | 25 | | LIBERTY (11-14-10) |
| | 25 | | vs Wisconsin (11-28-10) |
| FREE THROW PERCENTAGE | .640 | (16-25) | LIBERTY (11-14-10) |
| | .647 | (22-34) | CHICAGO STATE (11-17-10) |
| REBOUNDS | 36 | | MAINE (11-22-10) |
| | 36 | | INDIANA STATE (11-30-10) |
| ASSISTS | 7 | | vs Wisconsin (11-28-10) |
| | 10 | | vs Georgia (11-25-10) |
| STEALS | 1 | | vs Wisconsin (11-28-10) |
| | 2 | | MAINE (11-22-10) |
| | 2 | | vs Georgia (11-25-10) |
| BLOCKED SHOTS | 1 | | vs Georgia (11-25-10) |
| | 2 | | GEORGIA SOUTHERN (11-12-10) |
| TURNOVERS | 9 | | CHICAGO STATE (11-17-10) |
| | 9 | | vs Wisconsin (11-28-10) |
| FOULS | 8 | | vs Wisconsin (11-28-10) |
| | 11 | | LIBERTY (11-14-10) |

2010-11 Notre Dame Men's Basketball
 Notre Dame High/Low Analysis (as of Dec 03, 2010)
 All games

Opponent - GAME LOWS

| | | | |
|-----------------------|------|---------|-----------------------------|
| POINTS | 44 | | vs California (11-26-10) |
| | 51 | | LIBERTY (11-14-10) |
| | 51 | | vs Wisconsin (11-28-10) |
| | 61 | | GEORGIA SOUTHERN (11-12-10) |
| | 62 | | CHICAGO STATE (11-17-10) |
| FIELD GOALS MADE | 16 | | GEORGIA SOUTHERN (11-12-10) |
| | 16 | | vs California (11-26-10) |
| FIELD GOAL ATTEMPTS | 48 | | GEORGIA SOUTHERN (11-12-10) |
| | 57 | | vs Wisconsin (11-28-10) |
| FIELD GOAL PERCENTAGE | .262 | (16-61) | vs California (11-26-10) |
| | .333 | (16-48) | GEORGIA SOUTHERN (11-12-10) |
| 3 PT FIELD GOALS MADE | 3 | | GEORGIA SOUTHERN (11-12-10) |
| | 4 | | INDIANA STATE (11-30-10) |
| 3 PT FG ATTEMPTS | 15 | | GEORGIA SOUTHERN (11-12-10) |
| | 15 | | INDIANA STATE (11-30-10) |
| 3 PT FG PERCENTAGE | .200 | (3-15) | GEORGIA SOUTHERN (11-12-10) |
| | .265 | (9-34) | vs Georgia (11-25-10) |
| FREE THROWS MADE | 4 | | LIBERTY (11-14-10) |
| | 4 | | vs Wisconsin (11-28-10) |
| FREE THROW ATTEMPTS | 4 | | vs Wisconsin (11-28-10) |
| | 7 | | LIBERTY (11-14-10) |
| FREE THROW PERCENTAGE | .500 | (10-20) | vs Georgia (11-25-10) |
| | .556 | (5-9) | MAINE (11-22-10) |
| REBOUNDS | 21 | | MAINE (11-22-10) |
| | 27 | | GEORGIA SOUTHERN (11-12-10) |
| | 27 | | INDIANA STATE (11-30-10) |
| ASSISTS | 8 | | vs California (11-26-10) |
| | 11 | | GEORGIA SOUTHERN (11-12-10) |
| STEALS | 3 | | LIBERTY (11-14-10) |
| | 3 | | MAINE (11-22-10) |
| BLOCKED SHOTS | 1 | | CHICAGO STATE (11-17-10) |
| | 2 | | LIBERTY (11-14-10) |
| TURNOVERS | 4 | | vs Wisconsin (11-28-10) |
| | 6 | | MAINE (11-22-10) |
| FOULS | 19 | | MAINE (11-22-10) |
| | 22 | | vs Wisconsin (11-28-10) |
| | 22 | | INDIANA STATE (11-30-10) |

2010-11 Notre Dame Men's Basketball
 Notre Dame Player High/Low Analysis (as of Dec 03, 2010)
 All games

Notre Dame - INDIVIDUAL GAME HIGHS

| | | | |
|--------------------------|-------|-------|--|
| Points | 26 | | ABROMAITIS, Tim vs Maine (11-22-10) |
| | 25 | | ABROMAITIS, Tim vs Georgia (11-25-10) |
| | 24 | | HANSBROUGH, Ben vs Indiana State (11-30-10) |
| | 22 | | HANSBROUGH, Ben vs Chicago State (11-17-10) |
| | 21 | | ABROMAITIS, Tim vs Chicago State (11-17-10) |
| Field Goals Made | 8 | | HANSBROUGH, Ben vs Indiana State (11-30-10) |
| | 8 | | ABROMAITIS, Tim vs Maine (11-22-10) |
| Field Goal Att. | 17 | | SCOTT, Carleton vs California (11-26-10) |
| | 15 | | ABROMAITIS, Tim vs Chicago State (11-17-10) |
| FG Pct (min 5 made) | .889 | (8-9) | ABROMAITIS, Tim vs Maine (11-22-10) |
| | .857 | (6-7) | COOLEY, Jack vs Maine (11-22-10) |
| 3-Point FG Made | 6 | | HANSBROUGH, Ben vs Chicago State (11-17-10) |
| | 5 | | HANSBROUGH, Ben vs Liberty (11-14-10) |
| 3-Point FG Att. | 10 | | HANSBROUGH, Ben vs Chicago State (11-17-10) |
| | 9 | | SCOTT, Carleton vs California (11-26-10) |
| | 9 | | ABROMAITIS, Tim vs Liberty (11-14-10) |
| 3-Pt FG Pct (min 2 made) | .800 | (4-5) | HANSBROUGH, Ben vs Indiana State (11-30-10) |
| | .800 | (4-5) | ABROMAITIS, Tim vs Georgia (11-25-10) |
| | .800 | (4-5) | ABROMAITIS, Tim vs Maine (11-22-10) |
| Free Throws Made | 12 | | NASH, Tyrone vs Liberty (11-14-10) |
| | 11 | | NASH, Tyrone vs Maine (11-22-10) |
| Free Throw Att. | 15 | | NASH, Tyrone vs Liberty (11-14-10) |
| | 12 | | NASH, Tyrone vs Georgia (11-25-10) |
| | 12 | | ABROMAITIS, Tim vs Georgia (11-25-10) |
| | 12 | | NASH, Tyrone vs Maine (11-22-10) |
| FT Pct (min 3 made) | 1.000 | (6-6) | SCOTT, Carleton vs California (11-26-10) |
| | 1.000 | (6-6) | ABROMAITIS, Tim vs Maine (11-22-10) |
| | 1.000 | (6-6) | HANSBROUGH, Ben vs Maine (11-22-10) |
| | 1.000 | (4-4) | HANSBROUGH, Ben vs Indiana State (11-30-10) |
| | 1.000 | (4-4) | ABROMAITIS, Tim vs Wisconsin (11-28-10) |
| | 1.000 | (4-4) | DRAGICEVICH, Alex vs Georgia Southern (11-12-10) |
| | 1.000 | (3-3) | COOLEY, Jack vs Georgia Southern (11-12-10) |
| | 1.000 | (3-3) | MARTIN, Scott vs Georgia Southern (11-12-10) |
| Rebounds | 11 | | ABROMAITIS, Tim vs California (11-26-10) |
| | 11 | | SCOTT, Carleton vs Georgia (11-25-10) |
| | 11 | | NASH, Tyrone vs Maine (11-22-10) |
| | 11 | | SCOTT, Carleton vs Chicago State (11-17-10) |
| Assists | 9 | | HANSBROUGH, Ben vs Maine (11-22-10) |
| | 7 | | ABROMAITIS, Tim vs Chicago State (11-17-10) |
| | 7 | | NASH, Tyrone vs Chicago State (11-17-10) |
| Steals | 3 | | BROOKS, Joey vs Georgia Southern (11-12-10) |
| | 2 | | SCOTT, Carleton vs California (11-26-10) |
| | 2 | | ABROMAITIS, Tim vs Liberty (11-14-10) |
| | 2 | | HANSBROUGH, Ben vs Georgia Southern (11-12-10) |
| Blocked Shots | 4 | | SCOTT, Carleton vs Indiana State (11-30-10) |
| | 3 | | SCOTT, Carleton vs Wisconsin (11-28-10) |
| | 3 | | SCOTT, Carleton vs California (11-26-10) |
| | 3 | | SCOTT, Carleton vs Chicago State (11-17-10) |
| Turnovers | 5 | | HANSBROUGH, Ben vs Georgia (11-25-10) |
| | 4 | | HANSBROUGH, Ben vs Indiana State (11-30-10) |
| | 4 | | NASH, Tyrone vs California (11-26-10) |
| | 4 | | SCOTT, Carleton vs Georgia (11-25-10) |
| Fouls | 5 | | SCOTT, Carleton vs Georgia (11-25-10) |

| | |
|---|---|
| 4 | SCOTT, Carleton vs Indiana State (11-30-10) |
| 4 | NASH, Tyrone vs California (11-26-10) |
| 4 | ABROMAITIS, Tim vs Georgia (11-25-10) |
| 4 | HANSBROUGH, Ben vs Georgia (11-25-10) |
| 4 | SCOTT, Carleton vs Chicago State (11-17-10) |
| 4 | MARTIN, Scott vs Georgia Southern (11-12-10) |
| 4 | SCOTT, Carleton vs Georgia Southern (11-12-10) |
| 4 | BROGHAMMER, Mike vs Georgia Southern (11-12-10) |

2010-11 Notre Dame Men's Basketball
 Notre Dame Opponent High/Low Analysis (as of Dec 03, 2010)
 All games

OPPONENT INDIVIDUAL GAME HIGHS

| | | | |
|--------------------------|-------|--------|---|
| Points | 26 | | FERGUSON, Eric vs Georgia Southern (11-12-10) |
| | 23 | | LESLIE, Travis vs Georgia (11-25-10) |
| | 22 | | LATHAN, Dwayne vs Indiana State (11-30-10) |
| | 19 | | LEUER, Jon vs Wisconsin (11-28-10) |
| | 18 | | SPENCER, Rory vs Georgia Southern (11-12-10) |
| Field Goals Made | 9 | | LESLIE, Travis vs Georgia (11-25-10) |
| | 7 | | KELLY, Jake vs Indiana State (11-30-10) |
| | 7 | | LATHAN, Dwayne vs Indiana State (11-30-10) |
| | 7 | | ROBINSON, Gerald vs Georgia (11-25-10) |
| | 7 | | McLEMORE, Gerald vs Maine (11-22-10) |
| Field Goal Att. | 19 | | TAYLOR, Jordan vs Wisconsin (11-28-10) |
| | 18 | | ROBINSON, Gerald vs Georgia (11-25-10) |
| FG Pct (min 5 made) | .563 | (9-16) | LESLIE, Travis vs Georgia (11-25-10) |
| | .556 | (5-9) | RICHARD, Carl vs Indiana State (11-30-10) |
| 3-Point FG Made | 3 | | LEUER, Jon vs Wisconsin (11-28-10) |
| | 3 | | FRANKLIN, Gary vs California (11-26-10) |
| | 3 | | WARE, Dustin vs Georgia (11-25-10) |
| | 3 | | SANDERS, John Caleb vs Liberty (11-14-10) |
| | 3 | | WARE, Dustin vs Georgia (11-25-10) |
| 3-Point FG Att. | 13 | | WARE, Dustin vs Georgia (11-25-10) |
| | 12 | | FRANKLIN, Gary vs California (11-26-10) |
| 3-Pt FG Pct (min 2 made) | .750 | (3-4) | SANDERS, John Caleb vs Liberty (11-14-10) |
| | .667 | (2-3) | KELLY, Jake vs Indiana State (11-30-10) |
| Free Throws Made | 14 | | FERGUSON, Eric vs Georgia Southern (11-12-10) |
| | 8 | | SPENCER, Rory vs Georgia Southern (11-12-10) |
| Free Throw Att. | 16 | | FERGUSON, Eric vs Georgia Southern (11-12-10) |
| | 13 | | SPENCER, Rory vs Georgia Southern (11-12-10) |
| FT Pct (min 3 made) | 1.000 | (4-4) | LEUER, Jon vs Wisconsin (11-28-10) |
| | 1.000 | (4-4) | WALL, Christian vs Chicago State (11-17-10) |
| Rebounds | 12 | | BROWN, John vs Liberty (11-14-10) |
| | 10 | | CRABBE, Allen vs California (11-26-10) |
| | 10 | | THOMPCKINS, Trey vs Georgia (11-25-10) |
| Assists | 5 | | TAYLOR, Jordan vs Wisconsin (11-28-10) |
| | 5 | | ROBINSON, Gerald vs Georgia (11-25-10) |
| | 5 | | WARE, Dustin vs Georgia (11-25-10) |
| | 5 | | McLEMORE, Gerald vs Maine (11-22-10) |
| | 5 | | WALL, Christian vs Chicago State (11-17-10) |
| | 5 | | SANDERS, Jesse vs Liberty (11-14-10) |
| | 5 | | LESLIE, Travis vs Georgia (11-25-10) |
| Steals | 3 | | RICHARD, Carl vs Indiana State (11-30-10) |
| | 3 | | BROWN, John vs Liberty (11-14-10) |
| | 3 | | NANKIVIL, Keaton vs Wisconsin (11-28-10) |
| Blocked Shots | 5 | | NANKIVIL, Keaton vs Wisconsin (11-28-10) |
| | 3 | | THOMPCKINS, Trey vs Georgia (11-25-10) |
| Turnovers | 5 | | FERGUSON, Eric vs Georgia Southern (11-12-10) |
| | 5 | | DRAYTON III, Ben vs Georgia Southern (11-12-10) |
| Fouls | 5 | | TAYLOR, Jordan vs Wisconsin (11-28-10) |
| | 5 | | GASSER, Josh vs Wisconsin (11-28-10) |
| | 5 | | SANDERS-FRISON, Mark vs California (11-26-10) |
| | 5 | | NOLTE, Connor vs Georgia (11-25-10) |
| | 5 | | PRICE, Jeremy vs Georgia (11-25-10) |
| | 5 | | BURNATOWSKI, Murphy vs Maine (11-22-10) |
| | 5 | | BURRUS, Antwan vs Liberty (11-14-10) |
| | 5 | | BAYNHAM, Marvin vs Georgia Southern (11-12-10) |