

2006-07 Notre Dame Basketball



#21/- Notre Dame (7-1, 0-0 BIG EAST)

vs.

Elon (1-6, 0-0 Southern)

Saturday, December 16, 2006 • 7:00 p.m. (EST)

Joyce Center (11,418) • Notre Dame, Ind.

2006-07 Notre Dame Schedule (7-1, 0-0)

NOVEMBER

1 Wed.	ROCKHURST (Exhibition)	W, 79-44
6 Mon.	BELLARMINE (Exhibition)	W, 85-57
10 Fri.	IPFW	W, 92-49
13 Mon.	vs. Butler (ESPNU)!	L, 69-71
14 Tue.	vs. Lafayette@	W, 92-60
19 Sun.	THE CITADEL	W, 74-50
27 Mon.	LEHIGH	W, 93-87
29 Wed.	WINSTON-SALEM STATE	W, 90-45

DECEMBER

3 Sun.	vs. Maryland (BB&T Classic) (23/19)%	W, 81-74
7 Thur.	ALABAMA (4/5) (ESPN)	W, 99-85
16 Sat.	ELON	7:00 p.m. (EST)
19 Tue.	PORTLAND	7:30 p.m. (EST)
21 Thur.	ARMY	7:30 p.m. (EST)
28 Thur.	RIDER	8:00 p.m. (EST)
30 Sat.	STONY BROOK	4:00 p.m. (EST)

JANUARY

3 Wed.	LOUISVILLE*	7:30 p.m. (EST)
6 Sat.	at Georgetown*	12:00 p.m. (EST)
9 Tue.	WEST VIRGINIA (ESPN2)*	7:00 p.m. (EST)
14 Sun.	SETON HALL*	2:00 p.m. (EST)
17 Wed.	at Villanova (ESPNU)*	7:00 p.m. (EST)
21 Sun.	USF*	1:00 p.m. (EST)
23 Tue.	at St. John's*	7:30 p.m. (EST)
27 Sat.	VILLANOVA (ESPN)*	4:00 p.m. (EST)
30 Tue.	at Syracuse (ESPNU)*	7:00 p.m. (EST)

FEBRUARY

3 Sat.	at USF *	8:00 p.m. (EST)
8 Thur.	at DePaul (ESPN)*	7:00 p.m. (EST)
15 Thur.	PROVIDENCE (ESPN)*	7:00 p.m. (EST)
18 Sun.	at Cincinnati (ESPNU)*	2:00 p.m. (EST)
20 Tue.	DePAUL (ESPN2)*	7:00 p.m. (EST)
24 Sat.	MARQUETTE (ABC)*	3:30 p.m. (EST)

MARCH

3 Sat.	at Rutgers (ESPN)*	4:00 p.m. (EST)
7 Wed/-	BIG EAST Championship	
10 Sat.	(Madison Square Garden)	

! — Dick's Sporting Goods NIT Season Tip-Off (First Round)
@ Consecro Fieldhouse
@ — Dick's Sporting Goods NIT Season Tip-Off (Second Round)
@ Consecro Fieldhouse
— NIT Season Tip-Off (Semifinal)
\$ — NIT Season Tip-Off (Consolation/Championship)
% — Verizon Center (Washington, D.C.)
* - BIG EAST Conference game
() — indicates Associated Press and ESPN/USA Today poll rankings at time of game



Media Information

Television: None

Radio: Jack Nolan (play-by-play analyst)
LaPhonso Ellis (color analyst)

Notre Dame Sports Properties originates the Notre Dame Radio Network which includes: WLS 890 AM in Chicago, Ill. (Chicago land area and Midwest); WZOW 97.7 FM and 102.3 FM in South Bend, Ind.; ESPN 950 AM in Indianapolis, Ind.; WLYV 1450 AM in Fort Wayne, Ind. and Northeast, Ind.; WLUV 96.7 AM in Rockford and DeKalb, Ill. and Beloit and Janesville, Wis.; WEFM 95.9 FM in Michigan City and Gary, Ind.; ESPN (WRSW) 1480 AM in Warsaw, Ind.; WAMW 107.9 FM and 1580 AM in Washington, Ind., Sirius Satellite Radio 159 and www.und.com.

Real-Time Stats: Live in-game statistics are available for all home games via the Notre Dame athletic website (www.und.com).

Notre Dame vs. Elon:

Notre Dame returns to action for the first time since its 99-85 win over Alabama (99-85) on Dec. 7. Following two wins over ranked opponents — Maryland (81-74 on Dec. 3) and the Crimson Tide — the Irish entered the rankings for the first time since the first week of December in 2004 at 21st in the Associated Press poll. Notre Dame is playing its second of seven straight home games in tonight's matchup against Elon. The win over Alabama was the second in as many games over a ranked opponent for the Irish. The Crimson Tide entered last week's game against the Irish ranked fourth and fifth, respectively, in the AP and ESPN/USA Today rankings. The win was the first for the Irish against a top-10 opponent since a 68-65 victory over then fourth-ranked Boston College on Feb. 8, 2005. Dating back to last season, Notre Dame had lost seven straight to ranked teams, but with consecutive wins over Maryland and Alabama, the Irish are 2-0 on the season against ranked teams. Coach Mike Brey's squad currently owns a six-game win streak — is longest since last season when the Irish won seven straight in the month of December. Notre Dame's only setback is a two-point decision to eventual NIT champion Butler (71-69) in the first round of the Midwest Region of the NIT Season Tip-Off at Consecro Fieldhouse in Indianapolis. The Irish are averaging 86.2 points per game (10th in the nation) and have topped the 90-point mark four times and scored 80-plus points six times.

Out Of The Gate:

Notre Dame's 7-1 start is the best for the Irish since the 2002-03 campaign when that Irish squad began the season 12-1 en route to a 24-10 campaign and NCAA Tournament Sweet 16 appearance.

Points A Plenty:

After eight contests, Notre Dame is averaging 86.2 points game (good for 10th nationally in scoring offense). The Irish rank ninth in scoring offense at 21.1 points per game. In their last five games, their average margin of victory is 19.2 points per game.

Back In The Polls

Notre Dame entered the polls for the first time this season at No. 21 in the Associated Press ranking this week, marking the first time since the first week of December of 2004 that it has earned a top-25 ranking. The Irish were never ranked after that point of the 2004-05 and were not ranked at all during the 2005-06 campaign. This week's appearance in the AP poll marks the fifth time in seven seasons under head coach Mike

Brey that his team has been ranked at some point during a season.

TODAY'S PROBABLE STARTING LINEUP

2006-07 Statistics

No.	Player	Pos	Ht.	Wt.	Yr.	PPG.	RPG	Notes
31	Rob Kurz	F	6-9	235	Jr.	15.3	8.5	Has recorded three double-doubles this season
40	Luke Zeller	F/C	6-11	245	So.	6.4	3.1	Has started all eight games
15	Colin Falls	G	6-5	200	Sr.	13.8	3.5	46th player in Notre Dame history to score 1,000 points
23	Kyle McAlarney	G	6-1	194	So.	9.6	2.4	Career-high 20 points in win over Alabama
43	Russell Carter	G	6-4	220	Sr.	16.6	4.8	Current eight-game double-figure scoring streak is longest of career

OFF THE BENCH

2006-07 Statistics

No.	Player	Pos	Ht.	Wt.	Yr.	PPG.	RPG	Notes
2	Tory Jackson	G	5-10	185	Fr.	4.5	0.9	Scored 10 points in 16 minutes off the bench against Lafayette
11	Joe Harden	G	6-7	212	Fr.	1.0	1.0	Has played in four games and is averaging 4.5 minutes per game
20	Jonathan Peoples	G	6-3	214	Fr.	3.0	0.8	Netted a career-high seven points against Winston-Salem St.
33	Zach Hillesland	F	6-9	227	So.	4.9	5.4	Has scored in double figures in two games; second-leading rebounder
35	Kieran Piller	G	6-2	198	Sr.	0.0	0.0	Second-year walk-on
41	Tim Andree	F	6-8	238	Fr.	0.0	0.0	First-year walk-on; Father Tim played basketball at ND (1979-83)
42	Ryan Ayers	G/F	6-8	210	So.	1.3	1.9	Grabbed a career-high seven boards vs. Winston-Salem St.
44	Luke Harangody	F	6-8	250	Fr.	12.1	4.8	Has scored in double figures in five of seven games

ESPN/USA Today (Week 5)

	LW
1. UCLA	1
2. Pittsburgh	2
3. North Carolina	3
4. Ohio State	4
5. Florida	7
6. Duke	9
7. Wisconsin	12
8. Connecticut	10
9. Alabama	5
10. Wichita State	16
11. Arizona	15
12. Kansas	13
13. Texas A&M	6
14. Washington	8
15. LSU	11
16. Gonzaga	18
17. Oklahoma State	24
18. Butler	14
19. Memphis	17
20. Air Force	23
21. Nevada	19
22. Marquette	20
23. Michigan State	25
24. Oregon	NR
25. Clemson	NR

Brey Receives Honorary Monogram:

Notre Dame head coach Mike Brey received an honorary monogram from the Notre Dame Monogram Club at the Athletic Department's Christmas Party on Dec. 14. Honorary monograms are occasionally awarded to people who have provided exceptional service to the University, whereby extending invitations to them to be members of the Notre Dame Monogram Club. Recipients - whose identities are traditionally kept a secret until the actual ceremonies - are presented with a scroll and blue blazer adorned with the Monogram Club logo. The select group of honorary monogram winners includes such notables as the late Pope John Paul II and United States President Ronald Reagan; former University president Rev. Ted Hesburgh, C.S.C.; television personality Regis Philbin; and national-championship football coaches Ara Parseghian and Lou Holtz.

A Different Story:

Notre Dame's 81-74 win against No. 23/19 Maryland on Dec. 3 snapped a seven-game losing streak for the Irish against ranked opponents. Four nights later, on Dec. 7, Notre Dame crafted a 99-85 victory against No. 4/5 Alabama at the Joyce Center for its first win over a top-10 team since the 2004-05 campaign. Notre Dame faced eight ranked foes a year ago and were just 1-7 versus those opponents.

@ Alabama (22/21) - W, 78-71

@ Pittsburgh (22/20) - L, 97-100 (2OT)

vs. Syracuse (-/24) - L, 82-88

vs. Georgetown (21/-) - L, 82-85 (2OT)

vs. Villanova (6/6) - L, 70-72

@ West Virginia (11/11) - L, 70-71

@ Connecticut (3/4) - L, 74-75 (OT)

vs. Georgetown (23/20) - L, 63-67 (BIG EAST Tournament)

Irish Enjoy Back-To-Back Wins Versus Ranked Foes:

The last time Notre Dame faced back-to-back ranked opponents was last season during the 2005-06 campaign when the Irish played three consecutive ranked foes — Georgetown, Villanova and West Virginia. Their two consecutive wins over ranked foes Maryland and Alabama

are the first back-to-back wins over ranked opponents since the 2002-03 campaign when that Irish squad put together a three-game win streak in the span of six days:

vs. Marquette (13/10)

92-71 (12/2/02)

vs. Maryland (9/8)

79-67 (12/7/02) - BB&T Classic First Round

vs. Texas (2/2)

98-92 (12/8/02) - BB&T Classic Championship Game

Irish Love The BB&T Classic:

With its win over Maryland (81-74) at the BB&T Classic on Sunday night, Notre Dame improved to 3-0 overall in the event. The Irish won the title in December of 2002 by knocking off the defending national champion Maryland (ranked ninth and eighth in the Associated Press and ESPN/USA Today polls) 79-67 in the first round and then dispatching second-ranked Texas (who advanced to the Final Four that spring) 98-92 in the championship game.

Friendly Confines For Irish At Verizon Center:

Notre Dame's win against Maryland at the Verizon Center on Dec. 3 pushed the Irish record to 8-2 all-time in games played at the Verizon Center (formerly the MCI Center). On Sunday, the Irish were making their first appearance at the Verizon Center since suffering a 55-54 setback to Georgetown on Jan. 23, 2005. Prior to the loss, Notre Dame had won six straight at the Verizon Center. During the 2002-03 campaign,

the Irish were 3-0 in the MCI Center with victories over 2001 national champion Maryland (79-67) and Texas (98-92) to win the 2002 BB&T Classic in early December and then ended the regular season with an 86-80 win over Georgetown. Notre Dame's first-ever appearance at the Verizon Center was on Feb. 7, 1998 and the Irish dropped a 76-56 decision to the Hoyas. It's first win in the building was a 77-54 victory on March 4, 2000. Four of Notre Dame's six wins in the Verizon Center have come against the Hoyas. As Notre Dame's head coach, Mike Brey is 5-1 all-time in the MCI Center (3-1 versus the Hoyas). Certainly one of the most memorable was an epic four-overtime contest as the Irish prevailed 60 minutes later with a 116-111 victory. Former Irish standout Chris Thomas played the entire game in what ranks as the longest game in Notre Dame and BIG EAST Conference history. Notre Dame is scheduled to return to the Verizon Center on Sat., Jan. 6 against Georgetown in the second game of the BIG EAST regular season.

Winning Impressively:

Four of Notre Dame's seven victories have been by 24 or more points as the Irish are outscoring their opponents by a +21.1 margin (86.2 to 65.1). Coach Mike Brey's squad has posted wins of 30-plus points in three games — IPFW (92-49), Lafayette (92-60) and Winston-Salem (90-45). The 45-point win over Winston-Salem St. on Nov. 29 was the largest margin of victory since a 99-53 win (46 points) over New Hampshire on Nov. 16, 2001. **The 99 points scored by Notre Dame in its victory over Alabama were the most by an Irish team over a top-10 opponent since Feb. 15, 1992 in a 101-98 victory at No. 10 Syracuse.**

Big Win:

Notre Dame's 14-point margin of victory in its win over Alabama was the fifth-largest by an Irish team over a top-five opponent (ranked in the Associated Press poll).

- 21 pts. 3/5/55 85-64 @ No. 4 Marquette (ND unranked)
- 20 pts. 3/19/78 84-64 vs. No. 3 DePaul - NCAA Third Round (ND was No. 6)
- 31 pts. 3/3/90 98-67 vs. No. 3 Missouri (ND unranked)
- 16 pts. 2/5/94 79-63 vs. No. 4 UCLA (ND unranked)
- 14 pts. 12/7/96 99-85 vs. No. 4 Alabama (ND unranked)**

Irish 1-1 At NIT:

Notre Dame finished with a 1-1 record in the two games of the Dick's Sporting Goods NIT Season Tip-Off Midwest Region held at Conseco Fieldhouse in Indianapolis.

vs. Butler: The Irish dropped a tough two-point decision (71-69) against Butler. In that contest, **Colin Falls** and **Luke Harangody** led Notre Dame with 17 points each, while **Russell Carter** added 15. Harangody also registered the first double-double of his young career as he grabbed 10 boards. The Irish shot 48.1 percent from the field and 58.8 percent from three-point range, while Butler connected on 49.1 percent overall from the floor.

vs. Lafayette: Notre Dame shot a blistering 72.0 percent (18-25) from the floor en route to the 32-point victory (92-60) and was 35-60 overall from the field (58.3%). **Russell Carter** notched his second 20-point outing of the season as he finished with 20 points to lead four Irish players in double figures. **Luke Harangody** tossed in a career-high points, while **Rob Kurz** added 16 points and eight rebounds. Rookie **Tory Jackson** tossed in 10 points. **Kyle McAlarney** dished off a career-high 12 assists in the game as part of Notre Dame's 28 assists overall in the contest.

What's Not To Like About These Numbers:

Here are some of the impressive numbers from Notre Dame's season-opening win over IPFW...

- Notre Dame shot 61.5 percent in the first half.
- Notre Dame's 55 first-half points were the second-most ever scored by the Irish in the first half under Mike Brey.
- The +26 differential in rebounding (54-28) is the largest ever by an Irish team under Mike Brey in six-plus seasons and the third-most rebounds in a regulation game.
- The 92 points were the most scored in season opener since the 2001-02 season (99-53 vs. New Hampshire on Nov. 16, 2001).
- The 43-point margin of victory was the most since an 89-45 (44 points) win over IUPUI on Nov. 18, 2002.

The Captains:

Senior **Colin Falls** and junior **Rob Kurz** were selected captains by a vote of their teammates. Kurz' selection marks the third time in four years that the Irish have had a junior serving as a team captain.

Early Start:

Notre Dame's season opener against IPFW marked the earliest start date ever in the 102-year history of the program. The earliest start date prior to this had been in 1998 when that Irish squad opened up the 1998-99 campaign with a 76-65 loss to Miami of Ohio on Nov. 13.

2006-07 BIG EAST Preseason Coaches' Poll

	Pts.
1. Pittsburgh (10)	219
2. Georgetown (4)	212
3. Syracuse (1)	182
4. Marquette (1)	181
5. Connecticut	173
6. Louisville	149
7. Villanova	146
8. DePaul	134
9. St. John's	105
10. Providence	102
11. NOTRE DAME	80
12. West Virginia	72
13. Cincinnati	52
14. Rutgers	49
15. Seton Hall	42
16. USF	22

First-place votes in parentheses

2006-07 Preseason All-BIG EAST Team

- Jeff Adrien, Connecticut
- Wilson Chander, DePaul
- Sammy Mejia, DePaul
- Jeff Green, Georgetown
- Roy Hibbert, Georgetown
- Juan Palacios, Louisville
- Dominic James, Marquette
- Aaron Gray, Pittsburgh
- Lamont Hamilton, St. John's
- Terrence Roberts, Syracuse
- Curtis Sumpter, Villanova

2006-07 Preseason All-BIG EAST Honorable Mention

- David Padgett, Louisville
- Colin Falls, Notre Dame**
- Eric Devendorf, Syracuse

2006-07 Preseason BIG EAST Co-Players of the Year

- Aaron Gray, Pittsburgh

2006-07 Preseason BIG EAST Rookie of the Year

- Paul Harris, Syracuse

**Associated Press
(Week 6)**

	LW	
1. UCLA	1	
2. Pittsburgh	2	
3. North Carolina	7	
4. Ohio State	5	
5. Florida	7	
6. Duke	7	
7. Wisconsin	11	
8. Wichita State	10	
9. Alabama	4	
10. Arizona	14	
11. Kansas	12	
12. LSU	9	
13. Texas A&M	6	
14. Connecticut	19	
15. Oklahoma State	22	
16. Gonzaga	18	
17. Washington	13	
18. Butler	15	
19. Memphis	16	
20 Marquette	17	
21. NOTRE DAME	NR	
22. Oregon	NR	
23. Syracuse	21	
24. Air Force	NR	
25. Nevada	20	

Irish in Season Openers:

Notre Dame owns an all-time record of 84-18 (.824) in season openers and have won all seven of its openers under head coach Mike Brey. Since the opening of the Joyce Center in 1968-69, Irish teams are 33-6 (.846) in home openers. The last time Notre Dame lost a season opener at home was to Miami of Ohio on November 13, 1998.

Irish Roll Under Brey In November:

Notre Dame completed the month of November with a 5-1 record. Under head coach Mike Brey, the Irish are 26-3 (.897) all-time in games played during the month of November. The three November losses have been to Creighton 80-75 in the championship game of the Guardians Classic on Nov. 26, 2002; to North Carolina State (61-48) at the John R. Wooden Tradition at Conseco Fieldhouse in Indianapolis on Nov. 26; and to Butler (71-69) on Nov. 13 in the first round of the NIT Season Tip-Off.

The Irish All-Time:

The 2006-07 men's basketball campaign marks the 102nd season of basketball and 12th as a member of the BIG EAST Conference. In 101-plus seasons, Irish teams have posted a 1588-878 record for a .644 winning percentage. In BIG EAST play, Notre Dame owns an 90-94 (.489) record all-time in conference regular-season play.

Always In It:

Since the 2005-06 campaign, Notre Dame's 15 losses have been by a combined 61 points for an average of 4.1 points per game. The 14 setbacks a year ago were by a total of 59 points (4.2 points). The only double-digit loss was to North Carolina State (61-47). The Irish suffered 10 BIG EAST losses during the regular season and those were by a combined 35 points (3.5).

Key Runs:

Notre Dame has used key second-half runs and exploded for 52 and 50 points respectively in the second 20-minute stanza of each game in recent wins over Maryland and Alabama.

vs. Maryland: The Irish scored 52 second-half points, outscoring the Terrapins 52-42. Trailing 44-37, Notre Dame used a 25-7 run in a span of five minutes and turned the seven-point deficit into an 11-

point advantage in just over five minutes.

vs. Alabama: Notre Dame outscored the Crimson Tide 50-36 in the second half after the two teams were knotted at 49-49 at the break. The Irish trailed by nine points with just over 11 minutes to play in the first half. Trailing 66-62 with 14:28 to play, Notre Dame took the lead for good at the 13:23 mark and used an 18-9 run to open up a 10-point advantage with five minutes remaining in the contest. Alabama cut the deficit to three (85-82) with 3:02 to play, but closed out the game with a 14-3 run and led by as many as 17 (99-82) with 19 second left in the contest.

Carter, McAlarney Grab BIG EAST Honors In Same Week:

Russell Carter's career-high 27-point performance in Notre Dame's win over No. 4 Alabama earned him BIG EAST Player of the Week honors for the first time in his career (last season he was named to the conference's weekly honor roll). Carter was 9-16 from the field and 6-11 from three-point range, in addition to grabbing five rebounds and making five steals. **Kyle McAlarney** was named to the BIG EAST Weekly Honor Roll for the second time in his career this week following his career-high 20-point outing against Alabama as he finished 7-9 from the field and 4-6 from in back of the arc.

Harangody Nabs First BIG EAST Weekly Honor:

Freshman **Luke Harangody** was named the BIG EAST Rookie of the Week on Nov. 20 as the league handed out its inaugural weekly honors for the 2006-07 season. He averaged 16.3 points and 6.0 rebounds in Notre Dame's first four outings and became the first Irish rookies since Torin Francis in 2002-03 to earn the league's rookie-of-the-week honor. Harangody has scored in double figures in all four games and is the first freshman since Troy Murphy in 1998-99 to net double figures in his first four collegiate outings.

Kurz Earns BIG EAST Honor Roll Recognition:

For the second time in his career, junior **Rob Kurz** was named to the BIG EAST Weekly Honor Roll after leading the Irish to a 3-0 week in wins over Lehigh, Winston-Salem St. and Maryland. Kurz averaged 19.6 points and 7.7 rebounds and shot 72.7 percent from the field (16-22).

Hard-NOSEd Player:

Junior **Rob Kurz** sustained a broken nose in practice on Nov. 5 after being elbowed accidentally by teammate **Luke Harangody**. He underwent surgery on the morning of Nov. 6 at 10:30 a.m. and was in street clothes that evening sitting on the bench in the exhibition game against Bellarmine. He returned to practice on Nov. 8.

Keeping It Close:

In the 71 losses suffered by Irish teams in Mike Brey's six-plus seasons, only 16 have been by 10 or more points and have been by a combined 460 for an average of 6.5 points per game. Notre Dame's biggest losses have been on the road at Pittsburgh (72-55 on Jan. 5, 2003) and against Arizona (88-71 on March 27, 2003) in the NCAA West Regional semifinal in Anaheim, Calif. Prior to those setbacks, the worst defeat was a 16-point decision at Connecticut during Brey's first season.

Series Record vs. Elon

Notre Dame leads 1-0

Home: 1-0, Away: 0-0, Neutral: 0-0

Date	Site	Result	Score
12-28-99	Notre Dame, IN	W	97-71

Scoring	Total	Average
Notre Dame	97	97.0
Elon	71	71.0

Current Win Streak: Notre Dame, 1 game
Brey vs. Elon: 0-0
ND Biggest Win: 26 (97-71 on 12-28-99)
Elon Biggest Win: -
ND Biggest Win Streak: 1 (1999)
Elon Biggest Win Streak: -

Going Overtime:

Notre Dame played five overtime games last season, matching the school record set during the 1955-56 campaign when that Irish team finished 1-4 in overtime contests. Three of those contests a year ago were decided in double overtime. The Irish were 0-5 in overtime games a year ago.

Seven Straight Postseason Appearances:

Since 2000, Notre Dame has appeared in either the NCAA or NIT tournaments each of the last seven years. The Irish played in the 2000 NIT and then earned consecutive NCAA tournament berths — 2001, '02, '03, followed by NIT appearances in '04, '05 and '06. This is the longest stretch of postseason appearances for Irish teams since making eight straight from 1983-90 (NIT in 1983 and '84 and NCAA from 1985-90).

Big Luke=Big Numbers:

After seven games, freshman **Luke Harangody** is fourth on the team in scoring (12.1) and tied for third in rebounding (4.8). He has scored in double figures five of eight games and was the first Notre Dame freshman since Troy Murphy in 1998-99 to begin his rookie season scoring in double figures in five straight games. Murphy began his career by scoring in double figures in 12 consecutive outings. Harangody recorded the first double-double of his career since Torin Francis in November of 2002 when he scored 17 points and grabbed 10 rebounds the loss to Butler. In back-to-back games against Lafayette and The Citadel, he produced consecutive 18-point outings. Against the Leopards on Nov. 14, he finished with a career-best 17 points as he connected on 7-12 shots from the field and against the Bulldogs, he was 7-9 from the field and 4-4 from the free-throw line. Harangody is shooting 50 percent from the field (38-69) and 84.0 percent (21-25) from three-point range.

Outscoring The Opponent:

In the 74-50 win over The Citadel on Nov. 19, Notre Dame held a 40-12 advantage at the break as the Irish limited the Bulldogs to just 21.7 percent shooting in the half (5-23). The 12 points were the fewest allowed by a Notre Dame team under Mike Brey in six-plus seasons. **Luke Harangody** came off the bench and scored 16 first-half points (7-9 from the field and 2-2 from the free-throw line) in 11 minutes, not only averaging 1.5 points per minute, but also outscoring the entire Citadel squad in the first 20 minutes of the contest.

Hot Shooting:

Notre Dame is shooting 51.3 percent from the field (240-468) and 38.5 percent from three-point range (67-174) following eight games. The Irish have shot better than 50.0 percent from the field in five games this season (54.0 percent (34-63) vs. IPFW, 58.3 percent (35-60) against Lafayette, 54.5 percent (30-55) vs. Lehigh, 57.1 percent (32-56) against Winston-Salem St. and 51.6 percent (32-62) vs. Alabama. In the Lafayette game, Notre Dame shot a blistering 72.0 percent (18-25) in the second half, the highest field goal percentage ever by an Irish team in a half under head coach Mike Brey. Prior to its game against The Citadel, Notre Dame had not shot below 48.0 percent in a game as the Irish also connected on 48.1 percent (25-52) in their loss to Butler. Against the Maryland, Notre Dame shot a season-low 43.1 percent (25-58).

Board Dominance:

Not known in recent years to be a dominant rebounding team, Notre Dame has been exceptional on the boards this season and is currently outrebounding its opponent 38.5 to 29.5 for a +9.0 advantage. The Irish outrebounded each of its first seven opponents — IPFW (54-28), Butler (29-24), Lafayette (35-23), The Citadel (40-34), Lehigh (32-24), Winston-Salem St. (46-25) and Maryland (40-37) — but was outrebounded 45-32 against Alabama. Notre Dame ranks 22nd nationally in rebounding margin.

BIG EAST Breakdown:

Notre Dame will play DePaul, USF and Villanova twice as part of its 16-game BIG EAST schedule. As was the case in 2005-06, each team will face 10 opponents once and three opponents twice (both home and away), but will not play two teams. The Irish will play home games against Louisville, Marquette, Providence, Seton Hall and West Virginia

and will face Cincinnati, Georgetown, Rutgers, St. John's and Syracuse on the road. The two schools Notre Dame will not play during the upcoming campaign are Connecticut and Pittsburgh.

Series Record vs. Elon:

Elon is making its second visit to the Joyce Center. Notre Dame won the only meeting between the two schools (97-71) on Dec. 28, 1999.

Irish All-Time vs. Southeastern Conference:

Notre Dame owns a 15-1 record all-time against teams from the Southern Conference. Its lone loss was a 54-51 setback to Davidson in Charlotte, N.C. on Jan. 4, 1983.

Lafayette Brings Out Best in Kurz:

Two of junior forward Rob Kurz' best games have come against Lafayette, ironically, the alma mater of both of his parents. In the 2005 season opener, Kurz scored a career-high 18 points on 8-10 shooting from the field (1-1 from three-point range and 1-1 from the line) and grabbed eight rebounds in 25 minutes of action. In Notre Dame's win on Nov. 14 versus the Leopards, he scored 16 points and again hauled in eight boards as he shot 7-10 from the field and 2-2 from three-point range. In the two games, he shot 75.0 percent (15-20) from the field and was perfect from three-point range (3-3).

BIG EAST Formula For Success Under Brey:

Since his arrival at Notre Dame, Brey has led Notre Dame to a 55-41 (.573) record in BIG EAST regular-season games and a 2-6 mark in tournament play for an overall record of 57-47 (.548) against league foes. In Brey's first season, the Irish posted their first-ever winning record in BIG EAST play and won the BIG EAST West Division title with an 11-5 mark. Prior to Brey's arrival at Notre Dame, Irish teams had a 35-53 (.398) regular-season record since joining the league in 1995-96.

244 And Counting:

Heading into tonight's game against Elon, Notre Dame has hit at least one three-pointer in 244 straight games, a mark that dates back to the 1998-99 campaign. The last time an Irish team failed to hit a three-pointer was a 101-70 loss to Connecticut at the Hartford Civic Center on Jan. 12, 1999 as Notre Dame finished 0-7 from beyond the arc in the game. The 2005-06 Irish squad set the single-season record with 288 three-pointers.

Spreading the Wealth:

Notre Dame is averaging 19.0 assists per game and had a season-high 28 against Lafayette with 35 baskets coming off of 28 assists. Twelve of those assists in the game were dished out by **Kyle McAlarney**, which marked a career-best for the Irish sophomore. This year, Notre Dame owns a 0.63 assist-to-basket ratio (152 assists on 240 baskets). The Irish rank eighth nationally at 19.0 assists per game.

Who's It Going To Be This Time:

Four players are averaging double figures for the Irish this season. **Russell Carter** leads the team with a 16.6 scoring average, followed by **Rob Kurz** (15.3), **Colin Falls** (13.8) and **Luke Harangody** (12.1). Kyle McAlarney is nearly averaging double figures as he has a 9.6 scoring average. Through the first eight games, five different players have led the Irish in scoring this season. Carter has led the Irish in the scoring column on three occasions, while Harangody and Kurz have been the top scorers twice. Falls and McAlarney each have been the leading scorers in one game.

Home Sweet Home:

Since the inaugural season in 1968-69 at the Joyce Center, Notre Dame owns a 461-141 record all-time for a .766 winning percentage. The Irish are 76-27 (.738) at the Joyce Center during Mike Brey's six-plus seasons, and since the 1996-97 campaign, they own a 124-42 mark for a .747 winning percentage. Notre Dame's 11-5 mark in 2005-06 at home marked the eighth time in nine years that the Irish won 10 or more home games. The Irish played their 600th game at the Joyce Center on Nov. 27, 2006 versus Lehigh.

Almost Perfect:

Rob Kurz leads the team in free-throw percentage and ranks 11th nationally as he is shooting 94.7 percent from the charity stripe (36-38). Heading into tonight's game, he has made 26 consecutive free-throws and has not missed an attempt since his last attempt of the first half against Lehigh. In the win over the Leopards, he was 10-10 from the line in the second half and followed that up by going 8-8 versus Winston-Salem St. and was 4-4 from the line in both games against Maryland and Alabama. He is Notre Dame's best free-throw shooter in the last five minutes of the game having converted all eight of his attempts.

Welcome To The Club:

Senior **Colin Falls** became the 46th player in Notre Dame history to score 1,000 points in his 13-point outing against Winston-Salem St. on Nov. 29. Falls has 1,037 career points for a 10.5 career scoring average. He has played in 99 career outings and started 68.

Free Falls-ing:

In 99 career outings, 252 of **Colin Falls'** 304 career field goals have come from three-point range which translates into an 82.9 percentage. Last season, he set the school record for three-point field goals made with 102 and is the only player in Notre Dame history with 90-plus three-pointers in two seasons (he also had 93 as a sophomore in 2004-05). During his career, he has connected on 252 of 633 three-point field goal attempts for a 39.8 percent accuracy from the field. Falls needs 51 three-point field goals this season to eclipse Chris Thomas' career mark of 302 he set from 2001-05.

Another Way To Get His Three Points:

While connecting from beyond the arc has been the conventional way of scoring three points for **Colin Falls**, the senior guard has had a penchant the last two-plus seasons for getting fouled shooting a three-pointer and going to the free-throw line for three attempts. As a sophomore, he was fouled a total of 16 times while shooting from beyond the arc and converted on 43-48 (.896) of his free-throw attempts. A year ago,

Falls was fouled eight times and converted 19-25 (.760), including a first-ever four-point play versus Georgetown in the regular-season meeting between the two schools that sent the game into overtime. This year, he has been fouled five times (once versus Butler and twice against Lehigh and Alabama) and has connected on 13-15 attempts. In his career he is 75-87 (.862) from the line after getting fouled while shooting a three-pointer.

Irish On The Road Under Brey:

	<u>Away</u>	<u>Neutral</u>	<u>Overall</u>
2006-07	0-0	2-1	2-1
2005-06	4-7	0-2	4-9
2004-05	4-6	0-1	4-7
2003-04	6-5	2-1	8-6
2002-03	4-5	6-3	10-8
2001-02	8-4	5-3	13-7
2000-01	6-4	2-2	8-6
Totals	32-31	17-13	49-44
	(.508)	(.567)	(.527)

Road Warriors:

In Mike Brey's six-plus seasons, his Irish teams have compiled a road record of 49-44 (.527) that includes a 32-31 mark (.507) in true road games and a 17-13 (.552) record in neutral site contests.

The Phonz Returns:

Former Irish great LaPhonso Ellis (1988-92) returns to be the color analyst for Notre Dame basketball games on the radio, teaming with play-by-play analyst Jack Nolan in 2005-06. Nolan was the color analyst for a number of year on the network, but assumes the play-by-play duties this year. Ellis, who ranks 13th all-time in career scoring and third in rebounding (1,075), will do a select number of games this season.

Frontcourt Efficiency:

Notre Dame's backcourt has long been a staple of Mike Brey's offense, but this year, the Irish frontcourt is putting up impressive numbers of its own. Between its four frontline players, Notre Dame is shooting 61.3 percent from the field (114-186). **Zach Hillesland** has missed just five shots for a 75.0 shooting percentage as he has connected on 15-20; **Luke Zeller** is shooting 67.7 percent as he has made 21-31 from the field; **Rob Kurz** has made 40 of his 66 shot attempts for a 60.6 percent accuracy and **Luke Harangody** has connected on 38-69 from the field, good for 55.1 percent.

Home Grown:

There are two Indiana natives on this year's Irish roster, and coincidentally, both are named Luke — sophomore forward Luke Zeller and freshman forward Luke Harangody. Zeller hails from the southern part of the state in Washington, while Harangody's hometown of Schererville is the western end. The last time a Notre Dame roster had more than one scholarship player from the state of Indiana was in 1993-94 — Joe and Jon Ross (Wabash) and Jason Williams (Indianapolis).

There's a New Guy In Town:

There's a new face along the Irish sidelines this season. Gene Cross, a 1994 graduate of Illinois, joins the Notre Dame basketball staff after spending the 2005-06 campaign at Virginia. A 10-year veteran of the collegiate ranks, he spent three years (2002-05) on Dave Leitao's staff at DePaul before moving to Virginia when Leitao became the Cavaliers' head coach. He also spent six years on the staff at University of Illinois-Chicago (1996-02).

Philly Family Connection:

Junior Rob Kurz' sister Laura is a junior on the Villanova women's basketball team (she is sitting out this season after transferring from Duke). Sophomore Ryan Ayers' father Randy is currently an assistant coach with the Orlando Magic. He formerly was the head coach at Ohio State and with the Philadelphia 76ers.

Free-Throw Shooting in Final Five Minutes and Overtime:

Tim Andree	0-2 (.000)
Ryan Ayers	2-2 (1.000)
Colin Falls	10-11 (.909)
Luke Harangody	3-3 (1.000)
Joe Harden	1-1 (1.000)
Zach Hillesland	3-8 (.375)
Tory Jackson	3-7 (.429)
Rob Kurz	8-8 (1.000)
Kyle McAlarney	2-3 (.667)
Jonathan Peoples	5-6 (.833)
Luke Zeller	1-1 (1.000)
	38-52 (.731)
Opponents	17-27 (.629)

Men In Black:

Against Seton Hall on Feb. 18, 2006, Notre Dame wore black uniforms with kelly green and white trim, marking the first time in school history that any Irish athletic team had worn black uniforms. Since that time the Irish have worn the black uniforms on seven occasions and a 4-3 all-time. Notre Dame wore black for the first time this season in Sunday's win over Maryland.

Like Father, Like Son:

The last name of freshman walk-on Tim Andree should be familiar to the Irish basketball faithful. His father Tim was a four-year monogram winner and played basketball for the Irish from 1979-83. It marks the first father-son basketball duo at Notre Dame since Kevin Hawkins (1978-81) was a walk-on member, following in his father Tom's (1956-59) footsteps.

Irish Sign Four:

Irish head coach Mike Brey signed four high school prep players to national letters of intent during the November early signing period. Set to enroll at Notre Dame in the fall of 2007 are forward **Tim Abromaitis** (Farmington, Conn.), guard **Tyrone Nash** (Queens, N.Y.), guard **Ty Proffitt** (London, Ky.) and forward **Carleton Scott** (San Antonio, Texas).

Media Information

2006-07 Notre Dame Men's Basketball Teleconference

Phone: (317) 263-8800

Passcode: 222856

All teleconferences begin at 10:00 a.m. (EST)/9:00 a.m. (CST)

Wednesday, December 27

Tuesday, January 2

Monday, January 8

Tuesday, January 16

Thursday, January 25

Thursday, February 1

Wednesday, February 7

Wednesday, February 14, 2007

Thursday, February 22, 2007

Thursday, March 1, 2007

2006-07 BIG EAST Teleconferences

Call: (913) 381-5533

Jan. 11, Jan. 25, Feb. 8 and Feb. 22

11:00 a.m. Mick Cronin (Cincinnati)
11:08 a.m. Tom Crean (Marquette)
11:16 a.m. John Thompson, II (Georgetown)
11:24 a.m. Norm Roberts (St. John's)
11:32 a.m. Jamie Dixon (Pittsburgh)
11:40 a.m. Fred Hill (Rutgers)
11:48 a.m. Jim Boeheim (Syracuse)
11:56 a.m. Tim Welsh (Providence)

Jan. 4, Jan. 18, Feb. 1 and Feb. 15

11:00 a.m. Jay Wright (Villanova)
11:08 a.m. **Mike Brey (Notre Dame)**
11:16 a.m. Jerry Wainwright (DePaul)
11:24 a.m. Jim Calhoun (Connecticut)
11:32 a.m. Robert McCullum (USF)
11:40 a.m. Bobby Gonzalez (Seton Hall)
11:48 a.m. John Beilein (West Virginia)
11:56 a.m. Rick Pitino (Louisville)

2006-07 BIG EAST STANDINGS

(through games of Dec. 13)

	Overall Record	BIG EAST Record
Pittsburgh	10-0	0-0
Connecticut	8-0	0-0
NOTRE DAME	7-1	0-0
West Virginia	7-1	0-0
Seton Hall	6-1	0-0
USF	6-1	0-0
Marquette	9-2	0-0
Syracuse	8-2	0-0
Cincinnati	7-2	0-0
Providence	7-2	0-0
Villanova	7-2	0-0
Georgetown	6-3	0-0
St. John's	6-3	0-0
Louisville	5-3	0-0
DePaul	5-5	0-0
Rutgers	4-5	0-0

Players of the Week

Nov. 20	Melvin Buckley (USF)
Nov. 27	Jerel McNeal (MU)
Dec. 4	Sammy Mejia (DU)
Dec. 11	Russell Carter (ND)

Rookies of the Week

Nov. 20	Luke Harangody (ND)
Nov. 27	Deonta Vaughn (UC)
Dec. 4	Eugene Harvey (SHU)
Dec. 11	Eugene Harvey (SHU)

Notre Dame Weekly Honor Roll Honorees:

Rob Kurz (Dec. 4); Kyle McAlarney (Dec. 11)

Joyce Center Renovation

On October 6, 2006, plans for the renovation of the Joyce Center arena — home to Notre Dame basketball — were announced and are scheduled to include new chair back seating and other upgrades.

In addition, a new two-story structure at the south end of the building will involve a new main entrance, along with club seating and a hospitality area, and house all ticket offices as well as a new varsity shop for apparel and souvenir sales.

The \$24.7 million renovation has been underwritten with a \$12.5 million leadership gift from Philip J. Purcell III, a Notre Dame alumnus and Trustee and the retired chairman and chief executive officer of Morgan Stanley. The arena will be named Purcell Pavilion at the Joyce Center.

Vincent J. Naimoli, chairman of the Tampa Bay Devil Rays Major League Baseball franchise, made a \$5 million gift. The new club/hospitality area as well as two outdoor patios that will be part of the new construction will be named for the Naimoli family.

Changes to the interior of the Joyce Center arena will include:


- New, blue chair back seating from top to bottom of the arena, including all-new upper-arena sections. All seating will be replaced in the lower bowl (including platform seats), and the wooden bleachers in the upper bowl will be removed and replaced with treads and risers and permanent arena seats. The exchange of the bleacher sections for chair back seats will change the capacity from the current 11,418 to approximately 9,800.

- A stadium club/hospitality area (approximately 16,500 square feet) in the south end of the arena, with a separate, private entry and with premium club seating for nearly 800 fans (that figure is part of the projected 9,800 capacity). Included in this area will be food service and restroom facilities.

- New, fixed concession areas.
- Increased numbers of women's restrooms.
- Increased handicapped seating options.

Exterior changes include:

- A new, two-story addition on the south end of the current structure. The second floor area will include the stadium club/hospitality area. The first-floor addition will include almost 4,500 square feet for ticket offices (including four exterior and 10 interior tickets windows), 3,000 square feet for the varsity shop, as well as a completely new main entrance and lobby situated between Gates 8 and 10. The new entrance will feature graphics and theming that highlight Notre Dame's competing athletic programs.



Notre Dame's Records in 2006-07 when ...

Played at the Joyce Center.....	5-0
Played on the road.....	0-0
Played at a neutral site.....	2-1
BIG EAST Conference record (all games).....	0-0
Non-Conference record.....	7-1
Leading at halftime.....	4-0
Trailing at halftime.....	2-1
Tied at halftime.....	1-0
Playing an overtime game.....	0-0
Shoots .500 or better.....	5-0
Shoots .500 or less.....	2-1
Opponent shoots .500 or less.....	5-1
Shoots better than opponent.....	6-0
Shoots worse than opponent.....	1-1
Shoots same as opponent.....	0-0
Makes more free throws than opponent.....	6-1
Makes less free throws than opponent.....	1-0
Same number of free throws.....	0-0
Outrebounded opponents.....	6-1
Outrebounded by opponents.....	1-0
Same number of rebounds.....	0-0
Has more turnovers than opponent.....	0-1
Has fewer turnovers than opponent.....	7-0
Had same number of turnovers.....	0-0
Bench outscores opponent's bench.....	6-1
Outscored by opponent's bench.....	1-0
Bench points are the same.....	0-0
Plays a ranked opponent.....	2-0
Makes 10 or more three-pointers.....	1-1
No Notre Dame player fouls out.....	6-1
One Notre Dame player fouls out.....	1-0
Two or more Notre Dame players foul out.....	0-0
Wears White Uniforms.....	6-1
Wears Blue Uniforms.....	0-0
Wears Gold Uniforms.....	0-0

Wears Black Uniforms.....	1-0
Plays in an In-Season Tournament.....	1-1
Plays on Television.....	2-1
Plays in November.....	5-1
Plays in December.....	2-0
Plays in January.....	0-0
Plays in February.....	0-0
Plays in March.....	0-0
Plays in Day Games.....	1-0
Plays in Night Games.....	6-1
Plays on Sundays.....	2-0
Plays on Mondays.....	1-1
Plays on Tuesdays.....	1-0
Plays on Wednesdays.....	1-0
Plays on Thursdays.....	1-0
Plays on Fridays.....	1-0
Plays on Saturdays.....	0-0
Final Margin is 5 points or less.....	0-1
Final Margin is 6-10 points.....	2-0
Final Margin is 11-20 points.....	1-0
Final Margin is more than 20 points.....	4-0
Has a player score 20-plus points.....	4-0
Has a player score 30-plus points.....	0-0
Scores 59 points or less.....	0-0
Scores 60-69 points.....	0-1
Scores 70-79 points.....	1-0
Scoring 80-89 points.....	1-0
Scoring 90-plus points.....	5-0



Head Coach Mike Brey

7th season at Notre Dame • 125-71 (.638)
 12th season as a head coach • 224-123 (.646)

- Named the 17th head coach at the University of Notre Dame on July 14, 2000
- A 20-year veteran of the college ranks...
 - University of Notre Dame (head coach) 2000-06 (seven seasons)
 - University of Delaware (head coach) 1995-2000 (five seasons)
 - Duke University (assistant coach) 1987-95 (eight seasons)

• Played at DeMatha High School under legendary coach Morgan Wootten and graduated from there in 1977. Also served as an assistant coach for Wootten from 1982-87

• Received DeMatha High School's Distinguished Alumnus Award in October 2003

• Recipient of 2003 Coaches vs. Cancer Champion Award in recognition of his fund-raising efforts for the Coaches vs. Cancer Program and a member of the CVC National Council

• Along with wife Tish received the Distinguished Service Award from the South Bend Alumni Association, Community Hall of Fame Committee

• Signed a contract extension through 2011 on October 25, 2004

Mike Brey vs. Ranked Opponents:

Overall: 19-41

at Notre Dame: 19-35

(2006-07: 2-0; 2005-06: 1-7; 2004-05: 2-5; 2003-04: 2-8; 2002-03: 5-6; 2001-02: 3-6; 2000-01: 4-3)

at Delaware: 0-6

Mike Brey in Overtime Games at Notre Dame:

Overall: 3-5

at Georgetown (2/9/02) 116-111 (4 OT)

at Boston College (1/25/03) 101-96

vs. Georgetown (2/1/03) 93-92 (2OT)

at Pittsburgh (1/4/06) 97-100 (2OT)

vs. Georgetown (1/24/06) 82-85 (2OT)

at Louisville (2/4/06) 86-89

at Connecticut (2/21/06) 74-75

at Michigan (3/20/06) 84-87 (2OT)

	<u>Overall</u>	<u>BIG EAST (regular season)</u>
2000-01	20-10	11-5 (1st place-West Division)
2001-02	22-11	10-6 (2nd place-West Division)
2002-03	24-10	10-6 (3rd place-West Division)
2003-04	19-13	9-7 (7th place)
2004-05	17-12	9-7 (6th place)
2005-06	16-14	6-10 (11th place)
2006-07	7-1	0-0
	125-71 (.638)	55-41 (.573)

• Has guided five of his 11 teams to NCAA tournament play; nine of those teams have advanced to the postseason (four NIT appearances)

• In his first season, led Notre Dame to the 2000-01 BIG EAST West Division championship (its first league regular-season title in school history). In 2002-03, guided the Irish to their first Sweet 16 appearance since 1987

• He is only coach in the program's history to lead his teams to three consecutive 20-win seasons and three straight NCAA tournament appearances in his first three seasons

• Spent eight years as an assistant coach under Mike Krzyzewski at Duke and during that time the Blue Devils advanced to the Final Four six times and won national championships in both 1991 and '92. While there, Duke compiled a 216-65 record

Mike Brey Among BIG EAST's Best

Since his arrival, Mike Brey has compiled a 57-47 (.548) record in BIG EAST games (55-41 in regular season and 2-6 in tournament contests). Here's how the Irish coach ranks against some of the BIG EAST's best (both past and present)...

Jim Calhoun (UC: 1986-)	248-130 (.656)
Jerry Wainwright (DU: 2005-)	5-11 (.313)
John Thompson (GU: 1979-99)	231-123 (.653)
John Thompson III (GU: 2004-)	21-16 (.568)
Rick Pitino (PC: 1985-87 and UL (2005-)	24-27 (.471)
Paul Evans (UP: 1986-94)	76-70 (.524)
Ben Howland (UP: 1999-03)	46-29 (.613)
Jamie Dixon (UP: 2003-)	38-18 (.679)
Pete Gillen (PC: 1994-98)	38-43 (.469)
Tim Welsh (PC: 1998-)	59-79 (.428)
Lou Carnesecca (SJU: 1979-92)	139-80 (.635)
Mike Jarvis (SJU: 1998-03)	57-36 (.613)
Norm Roberts (2004-)	8-24 (.250)
P.J. Carlesimo (SH: 1982-94)	90-130 (.409)
Tommy Amaker (SH: 1997-01)	35-39 (.473)
Louis Orr (SH: 2001-06)	39-47 (.453)
Robert McCullum (2005-)	1-15 (.063)
Jim Boeheim (SU: 1979-)	322-175 (.649)
Rollie Massimino (VU: 1979-92)	123-92 (.572)
Steve Lappas (VU: 1992-01)	96-79 (.559)
Jay Wright (VU: 2001-)	51-39 (.567)
John Beilien (WVU: 2002-)	34-37 (.479)
Gale Catlett (WVU: 1995-02)	49-78 (.386)

Irish Record Under Brey In Games Decided By....

1 point.....	9-6
2 points.....	4-6
3 points.....	7-14
4 points.....	3-5
5 points.....	3-5
6 points.....	6-2
7 points.....	8-5
8 points.....	3-8
9 points.....	3-4
10 points.....	6-3
11-15 points	27-11
16-20 points	15-2
21-30 points	14-0
31-40 points	11-0
41-50 points	6-0
50+points.....	0-0
	125-71

Notre Dame under Mike Brey...

	<u>Overall</u>	<u>2006-07</u>
Overall	125-71 (.638)	7-1 (.875)
At Home	76-27 (.738)	5-0 (1.000)
On the Road	32-31 (.516)	0-0 (.000)
Neutral Site	17-13 (.567)	2-1 (.667)
vs. BIG EAST (all games)	57-47 (.548)	0-0 (.000)
BIG EAST GAMES (regular season)	55-41 (.573)	0-0 (.000)
Home	32-16 (.667)	0-0 (.000)
Road	23-25 (.479)	0-0 (.000)
Non-Conference Teams (regular season)	61-18 (.772)	7-1 (.875)
Home	43-9 (.826)	5-0 (1.000)
Road	8-5 (.615)	0-0 (.000)
Neutral	10-4 (.714)	2-1 (.500)
Notre Dame Shoots 50% or better	47-2 (.959)	5-0 (1.000)
Notre Dame Shoots less than 50%	77-67 (.535)	1-1 (.500)
Hold opponent to less than 50%	111-55 (.669)	6-1 (.857)
Hold opponent to less than 40%	69-9 (.884)	2-0 (1.000)
Outrebounds opponent	70-27 (.722)	6-1 (.857)
Plays an overtime game	3-5 (.375)	0-0 (.000)
Plays a ranked opponent	19-35 (.352)	2-0 (1.000)
Plays in November	26-3 (.897)	5-1 (.833)
Plays in December	33-10 (.767)	2-0 (1.000)
Plays in January	25-23 (.521)	0-0 (.000)
Plays in February	25-19 (.568)	0-0 (.000)
Plays in March	16-16 (.516)	0-0 (.000)
Scores 50 points or less	0-2 (.000)	0-0 (.000)
Scores 50+ points	125-69 (.644)	7-1 (.875)
Scores 60+ points	120-56 (.682)	7-1 (.875)
Scores 70+ points	100-37 (.730)	7-0 (1.000)
Scores 80+ points	58-10 (.853)	6-0 (1.000)
Scores 90+ points	27-1 (.964)	5-0 (1.000)
Scores 100+ points	6-0 (1.000)	0-0 (.000)
Season openers	7-0 (1.000)	1-0 (1.000)
Season openers at the Joyce Center	7-0 (1.000)	1-0 (1.000)
Record in first home game	7-0 (1.000)	1-0 (1.000)
Records in first road game (includes neutral)	3-4 (.500)	0-1 (.000)
Records in BIG EAST openers at home	4-5 (.444)	0-0 (.000)
Records in BIG EAST openers on the road	1-2 (.333)	0-0 (.000)
Best Record	24-10 (.706) (2002-03)	
Worst Record	16-14 (.533) (2005-06)	
Most BIG EAST wins in a season	11 (2000-01)	
Most BIG EAST losses in a season	11 (2005-06)	
Longest home winning streak	16 (2002-03)	5
Longest road winning streak (includes neutral)	5 (2000-01)	2
Longest home losing streak	3 (2001-02)	0
Longest road losing streak (includes neutral)	5 (2005-06)	0

Miscellaneous Irish Stats...

Career Games In Double Figures:

Colin Falls	42
Russell Carter	25
Rob Kurz	13
Kyle McAlarney	11
Luke Harangody	5
Luke Zeller	3
Zach Hillesland	2

Career Games With 20-Plus Points:

Colin Falls	14
Russell Carter	6
Rob Kurz	1
Kyle McAlarney	1

Career Games With 10-Plus Rebounds:

Rob Kurz	5
Russell Carter	1
Zach Hillesland	1
Luke Harangody	1

Career Games With 10-Plus Assists:

Colin Falls	1
Kyle McAlarney	1

Career Games With 30-Plus Points:

Colin Falls	1
-------------	---

Career Double-Doubles:

Rob Kurz	5
Russell Carter	1
Colin Falls	1
Zach Hillesland	1
Luke Harangody	1

Number of Career Games ... Led Irish In

Colin Falls —	
Scoring:	18
Steals:	11
Blocks:	8
Assists:	2
Rebounds:	1
Russell Carter —	
Scoring:	8
Steals:	19
Blocks:	7
Rebounds:	3

Rob Kurz —

Scoring:	4
Rebounds:	10
Blocks:	16
Steals:	9
Assists:	2

Luke Zeller —

Rebounds:	3
Blocks:	5
Steals:	1

Kyle McAlarney —

Assists:	12
Scoring:	2
Steals:	4

Ryan Ayers —

Steals:	2
Blocks:	1

Zach Hillesland —

Rebounds:	2
Blocks:	1

Luke Harangody —

Scoring:	2
Rebounds:	1
Steals:	3
Blocks:	2

Tory Jackson —

Steals:	2
---------	---

Notre Dame Highs and Lows Under Mike Brey

Notre Dame - Team Game High (1st Half)

Points	57 vs. Sacred Heart (11/18/00)*
Field Goals Made	24 vs. IPFW (11/10/06)*
Field Goals Attempted	43 vs. New Hampshire (11/16/01)*
Field Goal Percentage	67.7% (21-31) vs. Pittsburgh (1/30/02)*
3 PT Field Goals Made	10 vs. Louisville (2/4/06)
3 PT Field Goals Attempted	20 vs. Louisville (2/4/06)
3 PT Field Goals Percentage	71.4% (5-7) vs. Fordham (12/28/05)*
Free Throws Made	11 vs. Connecticut (2/9/04)*
Free Throws Attempted	17 vs. Columbia (12/23/05)*
Free Throw Percentage	100.0% on four occasions
Total Rebounds	27 vs. Army (12/19/04)*
Offensive Rebounds	14 vs. Army (12/19/04)*
Defensive Rebounds	19 vs. Georgetown (3/4/04)*
Assists	19 vs. Canisius (12/19/00)*
Steals	12 vs. New Hampshire (11/16/01)*
Blocked Shots	13 vs. Belmont (11/17/02)*
Turnovers	10, on two occasions
Fouls	11 vs. Villanova (1/8/05)*

Notre Dame - Team Game High (2nd Half)

Points	68 vs. Georgetown (2/9/02)
Field Goals Made	24 vs. Pittsburgh (1/4/06)
Field Goals Attempted	63 vs. Georgetown (2/9/02)
Field Goal Percentage	72.0% vs. Lafayette (11/14/06)
3 PT Field Goals Made	11 vs. St. John's (3/6/04)
3 PT Field Goals Attempted	24 vs. Pittsburgh (1/4/06)
3 PT Field Goals Percentage	75.0% (6-8) vs. Connecticut (2/21/05)
Free Throws Made	27 vs. Seton Hall (2/18/06)
Free Throws Attempted	30 vs. Seton Hall (2/18/06)
Free Throw Percentage	100.0% (13-13) vs. Villanova (1/8/05)*
	100.0% (15-15) vs. Winston-Salem St. (11/29/06)*
Total Rebounds	34 vs. Seton Hall (1/8/01)
Offensive Rebounds	15 vs. Army (12/19/04)*
Defensive Rebounds	25 vs. Sacred Heart (11/18/00)*
Assists	16 vs. Army (12/19/04)*
Steals	14 vs. New Hampshire (11/16/01)*
Blocked Shots	6 vs. Belmont (11/17/02)
Turnovers	13 vs. Niagara (12/21/05)*
Fouls	16 vs. Rutgers (1/31/04)

Notre Dame - Team Game High (Total)

Points	116 vs. Georgetown (2/9/02)
Field Goals Made	42 vs. Canisius (12/19/00)*
Field Goals Attempted	94 vs. Georgetown (2/9/02)
Field Goal Percentage	66.7% (34-51) vs. Pittsburgh (1/30/02)*
3 PT Field Goals Made	17 vs. St. John's (3/6/04)#
	17 vs. Louisville (2/4/06)#
3 PT Field Goals Attempted	44 vs. Canisius (12/22/00)
3 PT Field Goals Percentage	61.9% (13-21) vs. Providence (1/14/06)*
Free Throws Made	33 vs. Seton Hall (2/18/06)
Free Throws Attempted	45 vs. Columbia (12/23/05)*
Free Throw Percentage	100% (5-5) vs. Illinois (3/22/03)
	100% (19-19) vs. Villanova (1/8/05)#*
Total Rebounds	64 vs. Georgetown (2/9/02)
Offensive Rebounds	24 vs. Seton Hall (1/8/01)
Defensive Rebounds	40 vs. Tennessee Tech (12/17/00)*
Assists	32 vs. Canisius (12/19/00)*
Steals	26 vs. New Hampshire (11/16/01)*#
Blocked Shots	19 vs. Belmont (12/17/02)*#
Turnovers	20, on two occasions
Fouls	26 vs. Georgetown (2/9/02)

Notre Dame - Team Game Lows (1st Half)

Points	19 vs. Connecticut (2/21/04)*
Field Goals Made	6 vs. Connecticut (2/21/04)
Field Goals Attempted	21 vs. Canisius College (12/22/01)
Field Goal Percentage	18.8% (6-32) vs. Connecticut (2/21/04)
3 PT Field Goals Made	0 vs. West Virginia (1/7/04)
3 PT Field Goals Attempted	5 vs. Virginia Tech (1/20/04)
	5 vs. IPFW (11/23/04)*
3 PT Field Goals Percentage	0.0% (0-7) vs. West Virginia (1/7/04)*
	0.0% (0-10) vs. Michigan (12-3-05)*
Free Throws Made	0 on six occasions
Free Throws Attempted	0 on five occasions
Free Throw Percentage	0.0% on five occasions
Total Rebounds	10 vs. Pittsburgh (2/9/03)*
Offensive Rebounds	1 vs. Pittsburgh (2/9/03)*
	1 vs. Rutgers (3/2/05)*
Defensive Rebounds	8 vs. Pittsburgh (2/12/05)
Assists	3 vs. Charleston Southern (11/26/04)*
Steals	1, on three occasions
Blocked Shots	0, on 10 occasions
Turnovers	1 vs. Georgetown (3/4/04)*
Fouls	0 vs. Samford (12/30/04)*

Notre Dame - Team Game Lows (2nd Half)

Points	19 vs. Valparaiso (1/5/03)
Field Goals Made	6 vs. Purdue (3/17/04)*
	6 vs. Harvard (11/19/04)*
Field Goals Attempted	19 vs. Georgetown (2/16/05)*
Field Goal Percentage	21.4% (6-28) vs. Harvard (11/19/04)*
3 PT Field Goals Made	1 on four occasions
3 PT Field Goals Attempted	3 vs. Indiana (12/8/04)
3 PT Field Goals Percentage	10.0% (1-10) vs. Seton Hall (1/12/03)*
Free Throws Made	0 vs. Pittsburgh (1/12/04)
Free Throws Attempted	2 vs. Pittsburgh (1/12/04)
	2 vs. West Virginia (2/1/06)
Free Throw Percentage	0.0% (0-2) vs. Pittsburgh (1/12/04)
Total Rebounds	7 vs. Rutgers (3/1/03)
Offensive Rebounds	2 vs. Charleston Southern (11/26/04)
Defensive Rebounds	4 vs. Rutgers (3/1/03)
Assists	0 vs. Harvard (11/19/04)
Steals	0 vs. Georgetown (3/4/04)*
	0 vs. Villanova (1/26/05)
Blocked Shots	0 on four occasions
Turnovers	0 vs. West Virginia (3/10/04)
Fouls	3 vs. West Virginia (1/7/04)*
	3 vs. Hofstra (11/22/05)*

Notre Dame - Team Game Lows (Total)

Points	48 vs. North Carolina St. (11/26/05)
Field Goals Made	13 vs. Rutgers (3/1/03)
Field Goals Attempted	44 vs. Canisius College (12/22/01)
Field Goal Percentage	29.7% (19-64) vs. Connecticut (2/21/04)
3 PT Field Goals Made	1 vs. Pittsburgh (2/3/01)
3 PT Field Goals Attempted	8 vs. Pittsburgh (2/3/01)
3 PT Field Goals Percentage	10.5% vs. Rutgers (2/14/02)
Free Throws Made	2 vs. Syracuse (1/14/02)
Free Throws Attempted	4 vs. Pittsburgh (3/8/01)
Free Throw Percentage	35.6% (6-17) vs. Syracuse (2/5/05)
Total Rebounds	21 vs. Rutgers (3/1/03)
Offensive Rebounds	3 vs. DePaul (12/14/02)*
Defensive Rebounds	14 vs. DePaul (12/11/04)*
Assists	6 vs. Mississippi (3/18/01)
Steals	1 vs. DePaul (12/11/04)
Blocked Shots	1 on four occasions
Turnovers	4 on three occasions
Fouls	6 vs. West Virginia (1/7/04)*

* Indicates game played at the Joyce Center, Notre Dame, Ind.

Indicates school record

Opponent Highs and Lows Under Mike Brey

Opponent - Team Game High (1st Half)

Points	53, Arizona (3/27/03)
Field Goals Made	23, Arizona (3/27/03)
Field Goals Attempted	43, Arizona (3/27/03)
Field Goal Percentage	59.3% (16-27), on three occasions
3 PT Field Goals Made	9, Syracuse (1/11/06)*
	9, Lehigh (11/27/06)*
3 PT Field Goals Attempted	19, Syracuse (1/11/06)*
3 PT Field Goal Percentage	81.8% (9-11), Lehigh (11/26/06)*
Free Throws Made	14, Sacred Heart (11/18/00)*
Free Throws Attempted	19, Sacred Heart (11/18/00)*
Free Throw Percentage	100.0%, on six occasions
Total Rebounds	33, Connecticut (2/21/04)
Offensive Rebounds	16, Northern Illinois (11/24/03)*
Defensive Rebounds	21, on four occasions
Assists	14, Arizona (3/27/03)
Steals	9, Miami (Fla.) (2/23/02)
Blocked Shots	9, Alabama (12/7/05)
Turnovers	16, Loyola (Chicago) (11/22/00)*
Fouls	16, Rutgers (2/14/01)

Opponent - Team Game High (2nd Half)

Points	68, Georgetown (4 OT) (2/9/02)
Field Goals Made	20, Pittsburgh (1/30/02)*
Field Goals Attempted	41, Vermont (12/21/00)*
Field Goal Percentage	68.2% (15-22), American (12/21/03)*
3 PT Field Goals Made	9, Texas (12/8/02)!
3 PT Field Goals Attempted	22, Tennessee Tech (12/17/00)*
3 PT Field Goal Percentage	100.0% (3-3), Seton Hall (2/5/03)
Free Throws Made	24, Pittsburgh (2 OT) (1/4/06)
Free Throws Attempted	39, Pittsburgh (2 OT) (1/4/06)
Free Throw Percentage	100.0% (14-14), Morehead State (12/28/03)*
Total Rebounds	38, Georgetown (4 OT) (2/9/02)
Offensive Rebounds	15, Loyola (Chicago) (11/22/00)*
Defensive Rebounds	27, Georgetown (4 OT) (2/9/02)
Assists	19, Pittsburgh (2 OT) (1/4/06)
Steals	9, on two occasions
Blocked Shots	11, Georgetown (4 OT) (2/9/02)
Turnovers	15, New Hampshire (11/16/01)*
Fouls	20, Seton Hall (2/18/06)

Opponent - Team Game High (Total)

Points	111, Georgetown (4 OT) (2/9/02)
Field Goals Made	41, Syracuse (3/4/03)*
Field Goals Attempted	79, Vermont (12/21/00)*
Field Goal Percentage	63.0% (29-46), American (12/21/03)*
3 PT Field Goals Made	14, Texas (12/7/02)
	14, Lehigh (11/27/06)*
3 PT Field Goals Attempted	35, Tennessee Tech (12/17/00) *
3 PT Field Goal Percentage	73.7% (14-19), Lehigh (11/27/06)*
Free Throws Made	30, Pittsburgh (2 OT) (1/4/06)
Free Throws Attempted	46, Pittsburgh (2 OT) (1/4/06)
Free Throw Percentage	94.1% (16-17), Morehead State (12/28/03)*
Total Rebounds	59, Connecticut (2/21/04)
Offensive Rebounds	27, Loyola (Chicago) (11/22/00)*
Defensive Rebounds	38, Pittsburgh (2 OT) (1/4/06)
Assists	30, Pittsburgh (2 OT) (1/4/06)
Steals	13, Niagara (12/21/05)*
Blocked Shots	19, Connecticut (OT) (2/21/06)
Turnovers	30, New Hampshire (11/16/01)*
Fouls	31, Columbia (12/23/05)*

Opponent - Team Game Lows (1st Half)

Points	12, The Citadel (11/19/06)
Field Goals Made	5, The Citadel (11/19/06)
Field Goals Attempted	20, Harvard (11/19/04)*
Field Goal Percentage	20.7% (6-29), Pittsburgh (1/12/02)
3 PT Field Goals Made	0, on six occasions
3 PT Field Goals Attempted	2, Georgetown (2/9/02)
3 PT Field Goal Percentage	0.0%, on six occasions
Free Throws Made	0, on 14 occasions
Free Throws Attempted	0, on six occasions
Free Throw Percentage	0.0%, on 13 occasions
Total Rebounds	9, North Carolina State (11/26/05)
Offensive Rebounds	0, Lafayette (11/14/06)
Defensive Rebounds	5, Fordham, (12/28/05)*
Assists	2, on four occasions
Steals	0, on four occasions
Blocked Shots	0, on 10 occasions
Turnovers	1, on two occasions
Fouls	1, Pittsburgh (2/12/05)

Opponent - Team Game Lows (2nd Half)

Points	16, Charleston Southern (11/26/04)*
Field Goals Made	4, Winston-Salem St. (11/29/06)*
Field Goals Attempted	20, on four occasions
Field Goal Percentage	16.7% (5-30), Bucknell (11/22/02)*
3 PT Field Goals Made	0, on six occasions
3 PT Field Goals Attempted	3, on five occasions
3 PT Field Goal Percentage	0.0% (0-11), on six occasions
Free Throws Made	0, Monmouth (1/25/01)
Free Throws Attempted	1, Monmouth (1/25/01)
Free Throw Percentage	0.0% (0-1), Monmouth (1/25/01)
Total Rebounds	7, American (12/21/03)*
Offensive Rebounds	1, Cincinnati (11/24/00)
Defensive Rebounds	3, Virginia Tech (2/22/03)*
Assists	2, on six occasions
Steals	0, on three occasions
Blocked Shots	0, on six occasions
Turnovers	0, West Virginia (3/10/04)
Fouls	4, Syracuse (1/14/02)

Opponent - Team Game Lows (Total)

Points	38, Charleston Southern (11/26/04)*
Field Goals Made	12, Bucknell (11/22/02)*
Field Goals Attempted	35, Rutgers (3/1/03)
Field Goal Percentage	21.1% (12-57), Bucknell (11/22/02)*
3 PT Field Goals Made	1, on three occasions
3 PT Field Goals Attempted	8, St. John's (2/14/01)
3 PT Field Goal Percentage	5.9% (1-17), Cincinnati (11/24/00)
Free Throws Made	0, Charleston Southern (11/26/04)*
Free Throws Attempted	0, Charleston Southern (11/26/04)*
Free Throw Percentage	0.0% (0-0), Charleston Southern (11/26/04)*
Total Rebounds	19, Winston-Salem St. (11/29/06)*
Offensive Rebounds	3, Army (12/19/04) *
	3, West Virginia (2/1/06)
Defensive Rebounds	13, Fordham (12/28/05)*
	13, Winston-Salem St. (11/29/06)
Assists	5, Bucknell (11/22/02)*
Steals	1, Connecticut (3/11/04)
Blocked Shots	0, on five occasions
Turnovers	4, Syracuse, (2/15/03)
Fouls	10, on three occasions

* Indicates game played at the Joyce Center, Notre Dame, Ind.

The Last Time ...

Notre Dame recorded a

30-Point win.....was on 11/24/06 - ND 92, Lafayette 60 (32 Points)*
40-Point win.....was on 11/29/06 - ND 90, Winston-Salem St. 45 (45 Points)*
50-Point win.....was on 2/22/86 - ND 126, Miami 73 (53 Points)
30-Point loss.....was on 1/7/99 - ND 62, Villanova 93 (31 Points)*

Notre Dame shot.....

60% on FGs.....was on 12/14/02 - 60.0% (30-50) vs, DePaul (ND 102, DePaul 71)
65% on FGs.....was on 1/30/02 - 66.7% (34-51) vs. Pittsburgh (ND 89, Pittsburgh 76)*
90% on FTs.....was on 1/19/05 - 91.7% (11-12) vs. West Virginia (ND 70 - West Virginia 57)

Notre Dame.....

Won 10 games in a row.....was from 12/1/73 thru 1/24/74 - 12 straight
Won 15 games in a row.....was from 12/31/53 thru 3/9/54 - 18 straight
Won 20 games in a row.....never
Lost 5 games in a row.....was from 1/20/06 thru 2/4/06 - 5 straight
Scored 100 points.....was on 2/18/06 (ND 102 - Seton Hall 92)
- Scored 100 points on the road.....was on 2/18/06 (ND 102 - Seton Hall 92)
- Scored 100 points at a neutral site.....was on 3/12/78 (ND 100 - Houston 77) (NCAA First Round, Tulsa, OK)
- Scored 100 points and lost.....was on 3/20/71 (ND 106 - Houston 119) (NCAA Regional Semi-finals at Wichita, KS)
Allowed 100 points.....was on 1/4/06 vs. Pittsburgh (ND 97 - Pittsburgh 100 - 2OT)
Scored less than 50 points.....was on 11/26/05 vs. North Carolina State (ND 48 - North Carolina State 61)
Allowed less than 50 points.....was on 11/29/06 vs. Winston-Salem St. (ND 90 - Winston-Salem St. 45)*
Played an Overtime Game.....was on 3/20/06 vs. Michigan (ND 87 - Michigan 84 - 2OT)
- Played in a Multi-Overtime Game.....was on 3/20/06 vs. Michigan (ND 87 - Michigan 84 - 2OT)
Won on a "last second" shot.....was on 2/9/03 vs. Pittsburgh (ND 66 - Pittsburgh 64 - Torin Francis layup at 00:00.6)*
Had 5 double figure scorers.....was on 11/27/06 vs. Lehigh (ND 93 - Lehigh 87)* - Rob Kurz 25, Colin Falls 21, Russell Carter 14, Zach Hillesland 11, Luke Harangody 10
Had 6 double figure scorers.....was on 12/14/03 vs. DePaul (ND 82 - DePaul 69) - Jordan Cornette 17, Chris Thomas 13, Colin Falls 12, Torin Francis 12, Chris Quinn 12, Rick Cornett 10
Had 7 double figure scorers.....never
Had two double-figure rebounders.....was on 11/10/06 vs. IPFW (ND 92 - IPFW 49)* - Rob Kurz 12, Zach Hillesland 12
Had two players with double-doubles.....was on 11/11/06 vs. IPFW (ND 92 - IPFW 49)* - Rob Kurz (12 pts., 12 rebs.), Zach Hillesland (11 pts., 12 asts.)
Had three players with double-doubles.....never
Had two 30-point scorers.....was on 2/18/06 vs. Seton Hall (ND 102 - Seton Hall 91) - Chris Quinn - 34, Colin Falls - 32
Had two 20-point scorers.....was on 11/27/06 vs. Lehigh (ND 93 - Lehigh 87)* - Rob Kurz - 25, Colin Falls - 21
Had three 20-point scorers.....was on 12/7/06 vs. Alabama (ND 99 - Alabama 85)* - Russell Carter 27, Kyle McAlarney 20, Colin Falls 20
Made 10 three-point field goals.....was on 12/7/06 - 12-28 (42.9%) vs. Alabama (ND 99 - Alabama 85)*
Committed 10 turnovers or less.....was on 12/7/06 - 10 turnovers vs. Alabama (ND 99 - Alabama 85)*
Committed 5 turnovers or less.....was on 2/21/06 - 4 turnovers vs. Connecticut (ND 74 - Connecticut 75 - OT)
Committed 25 turnovers.....was on 2/8/00 - 26 turnovers vs. Villanova (ND 69 - Villanova 86)
Forced 25 turnovers.....was on 11/16/01 - 30 turnovers vs. New Hampshire (ND 95 - New Hampshire 53)


An Irish player had.....

25+ points.....was on 12/7/06 - Russell Carter (27) vs. Alabama (ND 99 - Alabama 85)*
30+ points.....was on 2/18/06 - Chris Quinn (34) and Colin Falls (32) vs. Seton Hall (ND 102 - Seton Hall 91)
35+ points.....was on 1/4/06 - Chris Quinn (37) vs. Pittsburgh (ND 97 - Pittsburgh 100 2OT)
40+ points.....was on 11/28/93 - Monty Williams (42) vs. Valparaiso (ND 96 - Valparaiso 74)*
15 or more rebounds.....was on 1/20/04 - Torin Francis (16) vs. Virginia Tech (ND 74 - Virginia Tech 63)
20 rebounds.....was on 11/22/02 - Torin Francis (20) vs. Bucknell (ND 73, Bucknell 42)*
a "double-double".....was on 12/7/06 - Rob Kurz (14 pts, 12 rebs) vs. Alabama (ND 99 - Alabama 85)*
a "triple-double".....was on 11/16/01 - Chris Thomas (24 pts, 11 ast, 11 steals) vs. New Hampshire (ND 99 - New Hampshire 53)*
20 points and 10 rebounds.....was on 12/3/05 - Torin Francis (22 pts, 13 rebs) vs. Michigan (ND 67 - Michigan 71)
20 points and 20 rebounds.....was on 1/8/01 - Troy Murphy (25 pts, 20 rebs) vs. Seton Hall (ND 76 - Seton Hall 78)
10 assists.....was on 11/14/06 - Kyle McAlarney (12) vs. Lafayette (ND 92, Lafayette 60)
10 blocks.....was on 11/17/02 - Jordan Cornette (11) vs. Belmont (ND 76, Belmont 48)*##
10 steals.....was on 11/16/01 - Chris Thomas (11) vs. New Hampshire (ND 99, New Hampshire 53)*##

An opposing player had.....

25+ points.....was on 11/13/06 - A.J. Graves, (28), Butler (ND 69 - Butler 71)
30+ points.....was on 11/27/06 - Jose Olivero (32), Lehigh (ND 93 - Lehigh 87)
35+ points.....was on 2/1/03 - Mike Sweetney (38), Georgetown (ND 93 - Georgetown 92 2OT)
40+ points.....was on 2/8/87 - Danny Manning (40), Kansas (ND 60 - Kansas 70)
15 rebounds.....was on 3/2/05 - Byron Joynes (15), Rutgers (ND 66 - Rutgers 56)*
20 rebounds.....was on 2/21/04 - Emeka Okafor (22), Connecticut (ND 50 - Connecticut 61)
a "double-double".....was on 12/7/06 - Jermareo Davidson (12 pts, 10 rebs), Alabama (ND 99 - Alabama 85)*
a "triple-double".....was on 2/21/06 - Marcus Williams (18 pts, 10 rebs, 13 asts), Connecticut (ND 74 - Connecticut 75 - OT)
20 points and 10 rebounds.....was on 2/25/06 - Steve Novak (21 pts, 11 rebs), Marquette (ND 72 - Marquette 80)*
20 points and 20 rebounds.....was on 2/9/02 - Mike Sweetney (35 pts, 20 rebs), Georgetown (ND 116 - Georgetown 111 - 4OT)
10 assists.....was on 11/13/06 - Mike Green (12), Butler (ND 69 - Butler 71)
10 blocks.....was on 1/27/73 - Bill Walton (10), UCLA (ND 63 - UCLA 82)*
10 steals.....was on 1/29/89 - Mark Macon (11), Temple (ND 64 - Temple 60)*

*indicates Notre Dame home game; #school record; @Joyce Center record




Russell Carter
 Guard • Senior • 6-4 • 220 • Paulsboro, N.J.
 (Paulsboro)

Netted a career-high 27 points versus Alabama as he connected on a personal best nine shots, including six three-pointers ... scored 20 points in the IPFW and Lafayette contests and has scored in double figures in all seven games ... current eight-game double-figure scoring streak is longest of his career ... only Irish player who has scored in double figures in all seven games.

Opp.	Min.	Total			Rebounds			PF	A	TO	BLK	Stl.	Pts.			
		FG-FGA	Pct.	3FG-FGA	Pct.	FT-FTA	Pct.							Off.	Def.	Total
IPFW (S)	30	7-15	.467	3-6	.500	3-6	.500	2	4	6	1	2	0	0	20	
Butler (S)	31	6-13	.462	3-6	.500	0-1	.000	0	5	5	2	1	3	0	1	15
Lafayette (S)	23	8-12	.667	3-5	.600	1-1	1.000	0	5	5	3	3	1	0	4	20
The Citadel (S)	25	5-14	.357	2-4	.500	2-3	.667	0	4	4	1	2	2	1	1	14
Lehigh (S)	35	6-14	.429	0-4	.000	2-4	.500	0	5	5	1	1	1	0	3	14
Winston-Salem(S)	23	4-9	.444	2-5	.400	0-0	.000	2	1	3	2	3	1	0	2	10
Maryland (S)	22	5-13	.385	1-3	.333	2-4	.500	1	4	5	4	0	3	0	4	13
Alabama (S)	37	9-16	.563	6-11	.545	3-6	.500	1	4	5	2	2	2	0	5	27
Elon																
Portland																
Army																
Rider																
Stony Brook																
Louisville																
Georgetown																
West Virginia																
Seton Hall																
Villanova																
USF																
St. John's																
Villanova																
Syracuse																
USF																
DePaul																
Providence																
Cincinnati																
DePaul																
Marquette																
Rutgers																

Carter's Career Statistics

YEAR	G-S	MIN/AVG	3-Point			Rebounds			AST.	STL	BLK	PF-D	PTS/AVG				
			FG-FGA	PCT.	FG-FGA	PCT.	FT-FTA	PCT.						O	D	TOT	AVG.
2003-04	11-0	23/2.1	3-9	.333	2-5	.400	1-2	.500	1	3	4	0.4	0	1	1	5-0	9/0.8
BIG EAST	4-0	5/1.3	2-3	.667	1-2	.500	0-0	.000	0	1	1	0.3	0	0	0	2-0	5/1.3
2004-05	24-1	204/8.5	30-61	.492	12-24	.500	11-18	.611	19	14	33	1.4	9	8	2	31-0	83/3.5
BIG EAST	14-0	75/5.4	11-18	.611	5-8	.625	1-5	.200	4	5	9	0.6	3	2	1	13-0	28/2.0
2005-06	30-28	862/28.7	105-232	.453	41-100	.410	94-138	.681	57	97	154	5.1	44	48	9	70-2	345/11.5
BIG EAST	16-14	480/30.0	65-137	.474	27-61	.443	55-80	.688	36	55	91	5.7	22	22	4	39-2	212/13.3
2006-07	8-8	226/28.3	50-106	.472	20-44	.455	13-25	.520	6	32	38	4.6	14	20	1	16-0	133/16.6
BIG EAST	0-0	0/0.0	0-0	.000	0-0	.000	0-0	.000	0	0	0	0.0	0	0	0	0-0	0/0.0
TOTALS	73-37	1315/18.0	188-408	.461	75-173	.434	119-183	.650	83	146	229	3.1	67	77	13	122-2	570/7.8
BIG EAST	34-14	560/16.5	78-158	.494	33-71	.465	56-85	.659	40	61	101	2.9	25	24	5	54-2	245/7.2



Colin Falls
 Guard • Senior • 6-5 • 200 • Park Ridge, Ill.
 (Loyola Academy)

Captain of 2006-07 ... became 46th player in Notre Dame basketball history to score 1,000 career points ... scored a season-high 21 points versus Lehigh ... needs 51 three-pointers to become school's all-time career leader ... has made 60 consecutive starts ... scored season-high 17 points against Butler ... grabbed personal-best seven boards against The Citadel ... netted 20 points versus Alabama for 14th 20-plus outing of his career ... connected on a career-high 12 free throws on a personal best 13 attempts against the Crimson Tide ... has scored in double figures in six games.

Opp.	Min.	Total		Pct.	3FG-FGA		Pct.	FT-FTA		Pct.	Rebounds			PF	A	TO	BLK	Stl.	Pts.
		FG-FGA	Pct.		FG-FGA	Pct.		Off.	Def.		Total								
IPFW (S)	30	1-5	.200	1-5	.200	3-4	.750	0	3	3	1	2	0	0	2	6			
Butler (S)	38	5-11	.455	4-7	.571	3-5	.600	0	3	3	0	1	2	0	1	17			
Lafayette (S)	30	3-7	.429	2-5	.400	0-0	.000	1	2	3	2	2	0	0	1	8			
The Citadel (S)	30	3-10	.300	3-10	.300	2-2	1.000	0	7	7	1	4	0	0	1	11			
Lehigh (S)	37	6-11	.545	4-8	.500	5-6	.833	0	3	3	2	0	0	0	0	21			
Winston-Salem(S)	25	4-8	.500	3-7	.429	2-2	1.000	0	4	4	1	1	0	1	0	13			
Maryland (S)	40	2-9	.222	1-8	.125	9-10	.900	1	3	4	2	3	3	0	1	14			
Alabama (S)	34	3-8	.375	2-7	.286	12-13	.923	0	1	1	4	4	2	0	0	20			
Elon																			
Portland																			
Army																			
Rider																			
Stony Brook																			
Louisville																			
Georgetown																			
West Virginia																			
Seton Hall																			
Villanova																			
USF																			
St. John's																			
Villanova																			
Syracuse																			
USF																			
DePaul																			
Providence																			
Cincinnati																			
DePaul																			
Marquette																			
Rutgers																			

Falls' Career Statistics

YEAR	G-S	MIN/AVG	FG-FGA	PCT.	3-Point		FT-FTA	PCT.	Rebounds			AVG.	AST.	STL	BLK	PF-D	PTS/AVG
					FG-FGA	PCT.			O	D	TOT						
2003-04	32-8	499/15.6	47-115	.409	37-94	.394	16-23	.696	12	30	42	1.3	28	11	3	38-0	147/4.6
BIG EAST	16-2	196/12.3	19-45	.422	16-39	.410	11-16	.688	6	12	18	1.1	11	6	1	21-0	65/4.1
2004-05	29-22	901/31.1	101-261	.387	93-225	.413	70-78	.897	13	47	60	2.1	40	24	6	60-1	365/12.6
BIG EAST	16-16	567/35.4	65-171	.380	61-147	.415	52-58	.897	7	29	36	2.3	24	12	3	41-1	243/15.2
2005-06	30-30	1057/35.2	129-323	.399	102-257	.397	55-69	.797	10	57	67	2.2	52	18	9	62-2	415/13.8
BIG EAST	16-16	589/36.8	74-177	.412	58-146	.397	33-40	.825	9	36	45	2.8	30	7	6	34-1	237/14.8
2006-07	8-8	265/33.1	27-69	.391	20-57	.351	36-42	.857	2	26	28	3.5	17	5	1	13-0	110/13.8
BIG EAST	0-0	0/0.0	0-0	.000	0-0	.000	0-0	.000	0	0	0	0.0	0	0	0	0-0	0/0.0
TOTALS	99-68	2722/27.5	304-768	.396	252-633	.398	177-212	.835	37	160	197	2.0	137	59	19	173-3	1037/10.5
BIG EAST	48-34	1352/28.2	158-393	.402	135-332	.407	96-114	.842	22	77	99	2.1	65	25	10	96-2	545/11.4



Rob Kurz

Forward • Junior • 6-9 • 235 • Lower Gwynedd, Pa.
(Penn Charter)

31

Captain of 2006-07 Irish squad ... current six-game double-figure scoring streak is the longest of his career ... scored a career-high 25 points and grabbed eight rebounds against Lehigh ... registered third double-double of his career with 16 points and a career-high 12 rebounds versus IPFW ... dished off a career-high six assists against Butler ... scored 16 points and grabbed eight rebounds against Lafayette ... career-high three steals vs. The Citadel ... perfect 5-5 from the field and 8-8 from the free-throw line in scoring 18 points and grabbing 10 rebounds versus Winston-Salem St ... finished with 16 points and five rebounds versus Maryland ... scored 14 and matched career best with 12 rebounds in recording third double-double fo the season ... named to BIG EAST Weekly Honor Roll for the week of Dec. 4.

Opp.	Min.	Total		3FG-FGA	Pct.	FT-FTA	Pct.	Rebounds			PF	A	TO	BLK	Stl.	Pts.
		FG-FGA	Pct.					Off.	Def.	Total						
IPFW (S)	26	6-10	.600	0-2	.000	4-5	.800	3	9	12	3	1	1	1	0	16
Butler (S)	34	3-5	.600	0-0	.000	1-1	1.000	2	4	6	3	6	1	1	0	7
Lafayette (S)	20	7-10	.700	2-2	1.000	0-0	.000	2	6	8	3	2	1	2	2	16
The Citadel (S)	27	3-6	.500	1-2	.500	3-3	1.000	1	6	7	3	2	2	1	3	10
Lehigh (S)	36	6-9	.667	1-2	.500	12-13	.923	4	4	8	3	1	2	1	3	25
Winston-Salem(S)	21	5-5	1.000	0-0	.000	8-8	1.000	3	7	10	3	3	3	1	2	18
Maryland (S)	26	5-8	.625	2-3	.667	4-4	1.000	1	4	5	4	0	3	2	0	16
Alabama (S)	36	5-13	.385	0-2	.000	4-4	1.000	6	6	12	2	4	1	1	0	14
Elon																
Portland																
Army																
Rider																
Stony Brook																
Louisville																
Georgetown																
West Virginia																
Seton Hall																
Villanova																
USF																
St. John's																
Villanova																
Syracuse																
USF																
DePaul																
Providence																
Cincinnati																
DePaul																
Marquette																
Rutgers																

Kurz' Career Statistics

YEAR	G-S	MIN/AVG	FG-FGA	PCT.	3-Point		FT-FTA	PCT.	Rebounds			AVG.	AST.	STL	BLK	PF-D	PTS/AVG
					FG-FGA	PCT.			O	D	TOT						
2004-05	14-0	66/4.7	5-14	.357	1-3	.333	8-14	.571	8	8	16	1.1	3	1	2	9-1	19/1.4
BIG EAST	4-0	4/1.0	0-0	.000	0-0	.000	0-0	.000	0	0	0	0.0	0	0	0	0-0	0/0.0
2005-06	30-12	638/21.3	61-131	.466	11-25	.440	58-75	.773	55	97	152	5.1	19	15	26	76-3	191/6.4
BIG EAST	16-5	339/21.2	32-71	.451	6-13	.462	33-44	.750	25	50	75	4.7	6	7	11	37-1	103/6.5
2006-07	8-8	226/28.3	40-66	.606	6-13	.462	36-38	.947	22	46	68	8.5	19	10	10	24-0	122/15.3
BIG EAST	0-0	0/0.0	0-0	.000	0-0	.000	0-0	.000	0	0	0	0.0	0	0	0	0-0	0/0.0
TOTALS	52-20	930/17.9	106-211	.502	18-41	.439	102-127	.803	85	151	236	4.5	41	26	38	109-4	332/6.4
BIG EAST	20-5	343/17.2	32-71	.451	6-13	.462	33-44	.750	25	50	75	3.8	6	7	11	37-1	103/6.4



Ryan Ayers

42

Guard/Forward • Sophomore • 6-8 • 210 • Blue Bell, Pa.


(Germantown Academy)

Has played in seven games ... missed first 12 shots on the season before connecting on his first field goal of the season against Winston-Salem St. ... in addition to scoring six points, he also grabbed a career-high seven rebounds ... played 12 minutes in season opener against IPFW and 23 minutes against Lafayette.

Opp.	Min.	Total			Rebounds			PF	A	TO	BLK	Stl.	Pts.			
		FG-FGA	Pct.	3FG-FGA	Pct.	FT-FTA	Pct.							Off.	Def.	Total
IPFW	12	0-1	.000	0-1	.000	2-2	1.000	1	1	2	1	2	0	1	2	
Butler	9	0-1	.000	0-0	.000	0-0	.000	0	0	0	0	0	0	0	0	
Lafayette	23	0-4	.000	0-2	.000	1-2	.500	0	2	2	2	1	0	2	1	
The Citadel	7	0-4	.000	0-1	.000	0-0	.000	1	1	2	1	0	0	0	0	
Lehigh	4	0-0	.000	0-0	.000	0-0	.000	0	0	0	0	0	1	0	0	
Winston-Salem	21	2-4	.500	0-1	.000	2-2	1.000	1	6	7	1	2	0	1	2	6
Maryland	5	0-1	.000	0-1	.000	0-0	.000	0	0	0	1	0	0	0	0	
Alabama	DNP															
Elon																
Portland																
Army																
Rider																
Stony Brook																
Louisville																
Georgetown																
West Virginia																
Seton Hall																
Villanova																
USF																
St. John's																
Villanova																
Syracuse																
USF																
DePaul																
Providence																
Cincinnati																
DePaul																
Marquette																
Rutgers																

Ayers' Career Statistics

YEAR	G-S	MIN/AVG	FG-FGA		3-Point		FT-FTA		Rebounds			AVG.	AST.	STL	BLK	PF-D	PTS/AVG
			PCT.	PCT.	PCT.	PCT.	O	D	TOT								
2005-06	18-0	123/6.8	6-22	.273	3-12	.250	4-4	1.000	3	9	12	0.7	3	3	2	11-0	19/1.1
BIG EAST	8-0	27/3.4	2-5	.400	1-2	.500	0-0	.000	0	1	1	0.3	0	3	0	5-0	5/0.6
2006-07	7-0	81/11.6	2-15	.133	0-6	.000	5-6	.833	3	10	13	1.9	5	5	1	6-0	9/1.5
BIG EAST	0-0	0/0.0	0-0	.000	0-0	.000	0-0	.000	0	0	0	0.0	0	0	0	0-0	0/0.0
TOTALS	25-0	204/8.2	8-37	.216	3-18	.167	9-10	.900	6	19	25	1.0	8	8	3	17-0	28/1.1
BIG EAST	8-0	27/3.4	2-5	.400	1-2	.500	0-0	.000	0	1	1	0.3	0	3	0	5-0	5/0.6



Zach Hillesland
 Forward • Sophomore • 6-9 • 227 • Toledo, Ohio
 (St. John's Jesuit)

Registered first career double-double in season opener against IPFW as he scored 11 points and grabbed 12 rebounds (both career bests) ... started second half of Lehigh game and finished with 11 points (matching career-best) and grabbed seven rebounds playing 22 minutes ... eight points, nine rebounds and a career-high four assists vs. Maryland playing a career-high 25 minutes.

Opp.	Min.	Total			Rebounds			PF	A	TO	BLK	Stl.	Pts.			
		FG-FGA	Pct.	3FG-FGA	Pct.	FT-FTA	Pct.							Off.	Def.	Total
IPFW	20	5-5	1.000	0-0	.000	1-3	.333	1	11	12	2	0	3	0	1	11
Butler	9	0-0	.000	0-0	.000	0-0	.000	0	1	1	0	0	2	0	0	0
Lafayette	16	2-2	1.000	0-0	.000	1-2	.500	2	3	5	4	3	3	1	3	5
The Citadel	17	0-0	.000	0-0	.000	0-2	.000	0	4	4	2	2	1	1	0	0
Lehigh	22	4-5	.800	0-0	.000	3-4	.750	3	4	7	2	3	2	0	2	11
Winston-Salem	13	1-1	1.000	0-0	.000	2-2	1.000	1	2	3	3	3	1	0	1	4
Maryland	25	3-7	.429	0-0	.000	2-4	.500	1	8	9	3	4	2	0	1	8
Alabama	14	0-0	.000	0-0	.000	0-2	.000	1	1	2	3	1	2	1	1	0
Elon																
Portland																
Army																
Rider																
Stony Brook																
Louisville																
Georgetown																
West Virginia																
Seton Hall																
Villanova																
USF																
St. John's																
Villanova																
Syracuse																
USF																
DePaul																
Providence																
Cincinnati																
DePaul																
Marquette																
Rutgers																

Hillesland's Career Statistics

YEAR	G-S	MIN/AVG	3-Point			Rebounds			O	D	TOT	AVG.	AST.	STL	BLK	PF-D	PTS/AVG
			FG-FGA	PCT.	PCT.	FG-FGA	PCT.	PCT.									
2005-06	13-0	29/2.2	3-6	.500	0-0	.000	2-2	1.000	0	3	3	0.2	3	0	0	5-0	8/0.6
BIG EAST	5-0	7/1.4	1-1	1.000	0-0	.000	0-0	.000	0	0	0	0.0	1	0	0	1-0	2/0.4
2006-07	8-0	136/17.0	15-20	.750	0-0	.000	9-19	.474	9	34	43	5.5	16	9	3	19-0	39/4.9
BIG EAST	0-0	0/0.0	0-0	.000	0-0	.000	0-0	.000	0	0	0	0.0	0	0	0	0-0	0/0.0
TOTALS	21-0	165/7.9	18-26	.692	0-0	.000	11-21	.524	9	37	46	2.2	19	9	3	24-0	47/2.2
BIG EAST	5-0	7/1.8	1-1	1.000	0-0	.000	0-0	.000	0	0	0	0.0	1	0	0	1-0	2/0.4



Kyle McAlarney
 Guard • Sophomore • 6-1 • 194 • Staten Island, N.Y.
 (Moore Catholic)


23

Has started all eight games ... netted a career-high 20 points in win over Alabama for the first 20-plus outing of his career ... finished with nine points and seven assists in season opener ... dished off career-high 12 assists (nine in second half) vs. Lafayette ... netted a season-high 10 points against Winston-Salem St. ... named BB&T Classic Player of the Game vs. Maryland after scoring a career-high 18 points, including eight consecutive points in the second half ... named to the BIG EAST Weekly Honor Roll for the week of Dec. 11.

Opp.	Min.	Total			Rebounds			PF	A	TO	BLK	Stl.	Pts.			
		FG-FGA	Pct.	3FG-FGA	Pct.	FT-FTA	Pct.							Off.	Def.	Total
IPFW (S)	26	4-7	.571	1-4	.250	0-0	.000	1	2	3	0	7	1	0	1	9
Butler (S)	37	3-7	.429	2-3	.667	0-0	.000	0	1	1	2	4	2	0	2	8
Lafayette (S)	23	1-3	.333	1-3	.333	0-0	.000	0	1	1	0	12	3	0	0	3
The Citadel (S)	32	2-8	.250	1-5	.200	0-1	.000	2	2	4	0	5	2	0	1	5
Lehigh (S)	27	2-7	.286	0-4	.000	0-0	.000	2	2	4	0	6	3	0	0	4
Winston-Salem(S)	25	4-6	.667	2-4	.500	0-0	.000	0	2	2	0	4	4	0	0	10
Maryland (S)	37	6-11	.545	4-6	.667	2-2	1.000	0	2	2	0	5	5	0	2	18
Alabama (S)	34	7-9	.778	4-6	.667	2-2	1.000	0	2	2	3	3	2	0	1	20
Elon																
Portland																
Army																
Rider																
Stony Brook																
Louisville																
Georgetown																
West Virginia																
Seton Hall																
Villanova																
USF																
St. John's																
Villanova																
Syracuse																
USF																
DePaul																
Providence																
Cincinnati																
DePaul																
Marquette																
Rutgers																

McAlarney's Career Statistics

YEAR	G-S	MIN/AVG	FG-FGA	PCT.	3-Point			Rebounds			AST.	STL	BLK	PF-D	PTS/AVG		
					FG-FGA	PCT.	FT-FTA	PCT.	O	D						TOT	AVG.
2005-06	29-10	649/22.4	61-131	.466	40-93	.430	30-33	.909	11	37	48	1.7	72	16	1	37-1	192/6.6
BIG EAST	16-9	390/24.4	32-75	.427	22-55	.400	13-14	.929	8	27	35	2.2	48	6	0	23-1	99/6.2
2006-07	8-8	241/30.1	29-58	.500	15-35	.429	4-5	.800	5	14	19	2.4	46	7	0	5-0	77/9.6
BIG EAST	0-0	0/0.0	0-0	.000	0-0	.000	0-0	.000	0	0	0	0.0	0	0	0	0-0	0/0.0
TOTALS	37-18	890/24.1	90-189	.476	55-128	.430	34-38	.895	16	51	67	1.8	118	23	1	42-1	269/7.3
BIG EAST	16-9	390/24.4	32-75	.427	22-55	.400	13-14	.929	8	27	35	2.2	48	6	0	23-1	99/6.2



Luke Zeller

Forward/Center • Sophomore • 6-11 • 245 • Washington, Ind.
(Washington)

40

Has started all eight games ... scored a career-high 12 points against The Citadel.

Opp.	Min.	Total				Rebounds				PF	A	TO	BLK	Stl.	Pts.	
		FG-FGA	Pct.	3FG-FGA	Pct.	FT-FTA	Pct.	Off.	Def.							Total
IPFW (S)	15	3-5	.600	0-1	.000	0-0	.000	2	2	4	5	0	4	0	2	6
Butler (S)	18	1-2	.500	1-1	1.000	2-2	1.000	0	3	3	1	2	3	0	0	5
Lafayette (S)	20	4-6	.667	0-0	.000	0-0	.000	1	2	3	3	2	3	1	0	8
The Citadel (S)	23	5-5	1.000	1-1	1.000	1-1	1.000	3	1	4	3	3	0	1	0	12
Lehigh (S)	6	1-1	1.000	1-1	1.000	2-4	.500	2	0	2	0	0	2	0	0	5
Winston-Salem (S)	21	3-6	.500	0-1	.000	0-0	.000	1	2	3	2	1	0	0	0	6
Maryland (S)	17	1-3	.333	1-2	.500	0-0	.000	0	4	4	4	0	1	0	1	3
Alabama (S)	10	3-3	1.000	0-0	.000	0-0	.000	1	1	2	1	0	0	2	0	6
Elon																
Portland																
Army																
Rider																
Stony Brook																
Louisville																
Georgetown																
West Virginia																
Seton Hall																
Villanova																
USF																
St. John's																
Villanova																
Syracuse																
USF																
DePaul																
Providence																
Cincinnati																
DePaul																
Marquette																
Rutgers																

Zeller's Career Statistics

YEAR	G-S	MIN/AVG	3-Point				Rebounds				AST.	STL	BLK	PF-D	PTS/AVG		
			FG-FGA	PCT.	FG-FGA	PCT.	FT-FTA	PCT.	O	D						TOT	AVG.
2005-06	27-9	371/13.7	32-88	.364	20-59	.339	8-17	.471	22	63	85	3.1	28	3	7	40-1	92/3.4
BIG EAST	14-3	165/11.8	13-42	.310	8-30	.267	2-4	.500	11	20	32	2.3	13	1	3	20-0	36/2.6
2006-07	8-8	130/16.3	21-31	.677	4-7	.571	5-7	.714	10	15	25	3.1	8	3	4	19-1	51/6.4
BIG EAST	0-0	0/0.0	0-0	.000	0-0	.000	0-0	.000	0	0	0	0.0	0	0	0	0-0	0/0.0
TOTALS	35-17	501/14.3	53-119	.445	24-66	.364	13-24	.542	32	78	110	3.1	36	6	11	59-2	143/4.1
BIG EAST	14-3	165/11.8	13-42	.310	8-30	.267	2-4	.500	11	20	32	2.3	13	1	3	20-0	36/2.6



Luke Harangody
Forward • Freshman • 6-8 • 250 • Schererville, Ind. (Andreas)

First freshman since Chris Thomas in 2001 to score in double figures in collegiate debut as he finished with 12 points and eight rebounds vs. IPFW ... first rookie since Troy Murphy to score in double figures in first five collegiate outings ... registered first career double-double by a rookie since Torin Francis in 2002 when he scored 17 points and grabbed 10 rebounds ... scored 16 of his 18 points against The Citadel in the first half ... BIG EAST Rookie of the Week (week of Nov. 20) ... has played in all eight games.

Opp.	Min.	Total			Rebounds			PF	A	TO	BLK	Stl.	Pts.			
		FG-FGA	Pct.	3FG-FGA	Pct.	FT-FTA	Pct.							Off.	Def.	Total
IPFW	17	4-9	.444	0-0	.000	4-4	1.000	3	5	8	4	3	1	0	2	12
Butler	21	7-13	.538	0-0	.000	3-3	1.000	6	4	10	2	0	0	1	0	17
Lafayette	20	7-12	.583	0-0	.000	4-5	.800	3	2	5	2	0	2	0	1	18
The Citadel	17	7-9	.778	0-0	.000	4-4	1.000	1	0	1	0	1	1	1	3	18
Lehigh	19	4-7	.571	0-0	.000	2-2	1.000	0	2	2	4	2	2	0	3	10
Winston-Salem	18	4-7	.571	0-0	.000	1-2	.500	3	0	3	2	3	1	2	1	9
Maryland	12	1-3	.333	0-0	.000	2-4	.500	0	2	2	0	0	0	0	0	4
Alabama	19	4-9	.444	0-1	.000	1-1	1.000	0	7	7	3	1	0	1	1	9
Elon																
Portland																
Army																
Rider																
Stony Brook																
Louisville																
Georgetown																
West Virginia																
Seton Hall																
Villanova																
USF																
St. John's																
Villanova																
Syracuse																
USF																
DePaul																
Providence																
Cincinnati																
DePaul																
Marquette																
Rutgers																

Harangody's Career Statistics

YEAR	G-S	MIN/AVG	FG-FGA	PCT.	3-Point			FT-FTA	PCT.	Rebounds			AVG.	AST.	STL	BLK	PF-D	PTS/AVG
					FG-FGA	PCT.	PCT.			O	D	TOT						
2006-07	8-0	142/17.8	38-69	.551	0-0	.000	21-25	.840	16	22	38	4.8	10	11	7	17-0	97/12.1	
BIG EAST	0-0	0/0.0	0-0	.000	0-0	.000	0-0	.000	0	0	0	0.0	0	0	0	0-0	0/0.0	
TOTALS	8-0	142/17.8	38-69	.551	0-0	.000	21-25	.840	16	22	38	4.8	10	11	7	17-0	97/12.1	
BIG EAST	0-0	0/0.0	0-0	.000	0-0	.000	0-0	.000	0	0	0	0.0	0	0	0	0-0	0/0.0	




Joe Harden
 Guard • Freshman • 6-7 • 212 • Acampo, Calif. (St. Mary's)

Has played in four games ... scored two points in collegiate debut against IPFW ... had two points and two rebounds against Winston-Salem.

Opp.	Min.	Total		Pct.	3FG-FGA		Pct.	FT-FTA		Pct.	Rebounds			PF	A	TO	BLK	Stl.	Pts.
		FG-FGA	Pct.		FG-FGA	Pct.		FT-FTA	Pct.		Off.	Def.	Total						
IPFW	4	0-0	.000	0-0	.000	2-2	.000	0	1	1	0	0	0	0	0	0	0	0	2
Butler	DNP																		
Lafayette	5	0-0	.000	0-0	.000	0-0	.000	1	0	1	0	1	0	0	0	0	0	0	0
The Citadel	3	0-1	.000	0-0	.000	0-0	.000	0	0	0	0	1	0	0	0	0	0	0	0
Lehigh	DNP																		
Winston-Salem	6	1-2	.500	0-1	.000	0-0	.000	0	2	2	1	0	0	1	0	0	0	2	2
Maryland	DNP																		
Alabama	DNP																		
Elon																			
Portland																			
Army																			
Rider																			
Stony Brook																			
Louisville																			
Georgetown																			
West Virginia																			
Seton Hall																			
Villanova																			
USF																			
St. John's																			
Villanova																			
Syracuse																			
USF																			
DePaul																			
Providence																			
Cincinnati																			
DePaul																			
Marquette																			
Rutgers																			

Harden's Career Statistics

YEAR	G-S	MIN/AVG	FG-FGA	PCT.	3-Point		FT-FTA	PCT.	Rebounds			AVG.	AST.	STL	BLK	PF-D	PTS/AVG
					FG-FGA	PCT.			O	D	TOT						
2006-07	4-0	18/4.5	1-3	.333	0-1	.000	2-2	1.000	1	3	4	1.0	2	0	0	0-0	4/1.0
BIG EAST	0-0	0/0.0	0-0	.000	0-0	.000	0-0	.000	0	0	0	0.0	0	0	0	0-0	0/0.0
TOTALS	4-0	18/4.5	1-3	.333	0-1	.000	2-2	1.000	1	3	4	1.0	2	0	0	0-0	4/1.0
BIG EAST	0-0	0/0.0	0-0	.000	0-0	.000	0-0	.000	0	0	0	0.0	0	0	0	0-0	0/0.0



Tory Jackson

20

Guard • Freshman • 5-10 • 185 • Saginaw, Mich. (Buena Vista)

Has played in all eight games ... scored six points in collegiate debut against IPFW ... reached double figures for the first time in his career against Lafayette as he finished with 11 points ... career-high four assists against Lehigh ... finished with four points and a career-high five steals and three assists versus Winston-Salem ... matched career-high with five steals against Maryland and played 13 of his 16 total minutes in the second half.

Opp.	Min.	Total		3FG-FGA	Pct.	FT-FTA	Pct.	Rebounds			PF	A	TO	BLK	Stl.	Pts.
		FG-FGA	Pct.					Off.	Def.	Total						
IPFW	13	3-5	.600	0-1	.000	0-0	.000	0	1	1	0	0	2	0	0	6
Butler	3	0-0	.000	0-0	.000	0-0	.000	0	0	0	1	0	1	0	0	0
Lafayette	16	3-4	.750	0-0	.000	3-4	.750	1	0	1	3	2	2	0	1	10
The Citadel	16	2-5	.400	0-3	.000	0-0	.000	0	2	2	0	1	5	0	0	4
Lehigh	14	1-1	1.000	1-1	1.000	0-0	.000	0	0	0	2	4	0	0	1	14
Winston-Salem	16	2-6	.333	0-2	.000	1-1	1.000	0	1	1	3	3	2	0	5	5
Maryland	16	2-3	.667	0-1	.000	1-2	.500	1	1	2	3	1	1	0	5	5
Alabama	16	1-4	.250	0-1	.000	1-2	.500	0	0	0	3	3	0	0	2	3
Elon																
Portland																
Army																
Rider																
Stony Brook																
Louisville																
Georgetown																
West Virginia																
Seton Hall																
Villanova																
USF																
St. John's																
Villanova																
Syracuse																
USF																
DePaul																
Providence																
Cincinnati																
DePaul																
Marquette																
Rutgers																

Jackson's Career Statistics

YEAR	G-S	MIN/AVG	FG-FGA	PCT.	3-Point			FT-FTA	PCT.	Rebounds			AVG.	AST.	STL	BLK	PF-D	PTS/AVG
					FG-FGA	PCT.				O	D	TOT						
2006-07	8-0	110/13.8	14-28	.500	1-9	.111	7-16	.438	2	5	7	0.9	14	14	0	19-0	36/4.5	
BIG EAST	0-0	0/0.0	0-0	.000	0-0	.000	0-0	.000	0	0	0	0.0	0	0	0	0-0	0/0.0	
TOTALS	8-0	110/13.8	14-28	.500	1-9	.111	7-16	.438	2	5	7	0.9	14	14	0	19-0	36/4.5	
BIG EAST	0-0	0/0.0	0-0	.000	0-0	.000	0-0	.000	0	0	0	0.0	0	0	0	0-0	0/0.0	



Jonathan Peoples
 Guard • Freshman • 6-3 • 214 • Bellwood, Ill. (St. Joseph)

20

Has played in four games ... netted a career-high seven points in seven minutes off the bench against Winston-Salem St. ... played in season opener against IPFW and scored first collegiate points ... scored three points against Lafayette.

Opp.	Min.	Total				Rebounds			PF	A	TO	BLK	Stl.	Pts.
		FG-FGA	Pct.	3FG-FGA	Pct.	FT-FTA	Pct.	Off.						
IPFW	4	1-1	1.000	0-0	.000	0-0	.000	0	1	1	0	0	0	2
Butler	DNP													
Lafayette	4	0-0	.000	0-0	.000	3-4	.750	0	0	0	1	0	0	3
The Citadel	3	0-0	.000	0-0	.000	0-0	.000	0	1	1	0	0	0	0
Lehigh	DNP													
Winston-Salem	7	2-2	1.000	1-1	1.000	2-2	1.000	0	1	1	1	1	1	7
Maryland	DNP													
Alabama	DNP													
Elon														
Portland														
Army														
Rider														
Stony Brook														
Louisville														
Georgetown														
West Virginia														
Seton Hall														
Villanova														
USF														
St. John's														
Villanova														
Syracuse														
USF														
DePaul														
Providence														
Cincinnati														
DePaul														
Marquette														
Rutgers														

Peoples' Career Statistics

YEAR	G-S	MIN/AVG	FG-FGA		3-Point		FT-FTA		Rebounds			AST.	STL	BLK	PF-D	PTS/AVG	
			PCT.	PCT.	PCT.	PCT.	O	D	TOT	AVG.							
2006-07	4-0	18/4.5	1-1	1.000	0-0	.000	5-6	.833	0	3	3	0.8	1	1	0	2-0	12/3.0
BIG EAST	0-0	0/0.0	0-0	.000	0-0	.000	0-0	.000	0	0	0	0.0	0	0	0	0-0	0/0.0
TOTALS	4-0	18/4.5	1-1	.000	0-0	.000	5-6	.833	0	3	3	0.8	1	0	0	2-0	12/3.0
BIG EAST	0-0	0/0.0	0-0	.000	0-0	.000	0-0	.000	0	0	0	0.0	0	0	0	0-0	0/0.0



Kieran Piller
 Guard • Freshman • 6-1 • 198 • Endicott, N.Y. (Union-Endicott)


35

Second year walk-on to Irish program has played in two games ... played in season opener against IPFW.

Opp.	Min.	Total		3FG-FGA	Pct.	FT-FTA	Pct.	Rebounds			PF	A	TO	BLK	Stl.	Pts.
		FG-FGA	Pct.					Off.	Def.	Total						
IPFW	2	0-0	.000	0-0	.000	0-0	.000	0	0	0	0	0	0	0	0	0
Butler	DNP															
Lafayette	DNP															
The Citadel	DNP															
Lehigh	DNP															
Winston-Salem	2	0-0	.000	0-0	.000	0-0	.000	0	0	0	0	0	0	0	0	0
Maryland	DNP															
Alabama	DNP															
Elon																
Portland																
Army																
Rider																
Stony Brook																
Louisville																
Georgetown																
West Virginia																
Seton Hall																
Villanova																
USF																
St. John's																
Villanova																
Syracuse																
USF																
DePaul																
Providence																
Cincinnati																
DePaul																
Marquette																
Rutgers																

Piller's Career Statistics

YEAR	G-S	MIN/AVG	FG-FGA	PCT.	3-Point		FT-FTA	PCT.	Rebounds			AVG.	AST.	STL	BLK	PF-D	PTS/AVG
					FG-FGA	PCT.			O	D	TOT						
2005-06	3-0	4/1.3	0-0	.000	0-0	.000	2-2	1.000	0	0	0	0.0	0	0	0	0-0	2/0.7
BIG EAST	1-0	1/1.0	0-0	.000	0-0	.000	0-0	.000	0	0	0	0.0	0	0	0	0-0	0/0.0
2006-07	2-0	4/2.0	0-0	.000	0-0	.000	0-0	.000	0	0	0	0.0	0	0	0	0-0	0/0.0
BIG EAST	0-0	0/0.0	0-0	.000	0-0	.000	0-0	.000	0	0	0	0.0	0	0	0	0-0	0/0.0
TOTALS	5-0	8/1.6	0-0	.000	0-0	.000	2-2	1.000	0	0	0	0.0	0	0	0	0-0	2/0.4
BIG EAST	1-0	1/1.0	0-0	.000	0-0	.000	0-0	.000	0	0	0	0.0	0	0	0	0-0	0/0.0



Tim Andree

41

Forward • Freshman • 6-8 • 238 • Colts Neck, NJ
 (Christian Brothers Academy)

First-year walk-on to Irish program has played in two games ... father Tim played basketball for Irish from 1979-83 ... played in his first collegiate game in season opener against IPFW.

Opp.	Min.	Total		3FG-FGA	Pct.	FT-FTA	Pct.	Rebounds			PF	A	TO	BLK	Stl.	Pts.
		FG-FGA	Pct.					Off.	Def.	Total						
IPFW	1	0-0	.000	0-0	.000	0-0	.000	0	0	0	0	0	0	0	0	0
Butler	DNP															
Lafayette	DNP															
The Citadel	DNP															
Lehigh	DNP															
Winston-Salem	2	0-0	.000	0-0	.000	0-0	.000	0	0	0	1	0	0	0	0	0
Maryland	DNP															
Alabama	DNP															
Elon																
Portland																
Army																
Rider																
Stony Brook																
Louisville																
Georgetown																
West Virginia																
Seton Hall																
Villanova																
USF																
St. John's																
Villanova																
Syracuse																
USF																
DePaul																
Providence																
Cincinnati																
DePaul																
Marquette																
Rutgers																

Andree's Career Statistics

YEAR	G-S	MIN/AVG	FG-FGA		3-Point		FT-FTA		Rebounds			AST.	STL	BLK	PF-D	PTS/AVG	
			PCT.	PCT.	PCT.	PCT.	O	D	TOT	AVG.							
2006-07	2-0	3/1.5	0-0	.000	0-0	.000	0-2	.000	0	0	0	0.0	0	0	0	1-0	0/0.0
BIG EAST	0-0	0/0.0	0-0	.00	0-0	.000	0-0	.000	0	0	0	0.0	0	0	0	0-0	0/0.0
TOTALS	2-0	3/1.5	0-0	.000	0-0	.000	0-2	.000	0	0	0	0.0	0	0	0	1-0	0/0.0
BIG EAST	0-0	0/0.0	0-0	.000	0-0	.000	0-0	.000	0	0	0	0.0	0	0	0	0-0	0/0.0

Ryan Ayers

Points:

Career: 7 vs. Michigan (3-20-06)
Season: 6 vs. Winston-Salem St. (11-29-06)

Field Goals:

Career: 2 vs. Michigan (3-20-06) and Winston-Salem St. (11-29-06)
Season: 2 vs. Winston-Salem St. (11-29-06)

Field Goals Attempted:

Career: 6 vs. Niagara (12-21-05)
Season: 4 on three occasions

Field-Goal Percentage:

Career: .667 vs. Michigan (3-20-06)
Season: .500 vs. Winston-Salem St. (11-29-06)

Three-Point Field Goals:

Career: 1 on three occasions
Season: -

Three-Point Field Goals Attempted:

Career: 4 vs. Niagara (12-21-05)
Season: 2 vs. Lafayette (11-14-06)

Three-Point Field Goal Percentage:

Career: 1.000 vs. Rutgers (2-8-06) and Michigan (3-20-06)
Season: -

Free Throws:

Career: 2 on four occasions
Season: 2 vs. IPFW (11-10-06) and Winston-Salem St. (11-29-06)

Free Throws Attempted:

Career: 2 on four occasions
Season: 2 on three occasions

Free-Throw Percentage:

Career: 1.000 on four occasions
Season: 1.000 vs. IPFW (11-10-06) and Winston-Salem St. (11-29-06)

Rebounds:

Career: 7 vs. Winston-Salem St. (11-29-06)
Season: 7 vs. Winston-Salem St. (11-29-06)

Assists:

Career: 2 vs. IPFW (11-10-06) and Winston-Salem St. (11-29-06)
Season: 2 vs. IPFW (11-10-06) and Winston-Salem St. (11-29-06)

Blocked Shots:

Career: 1 vs. Michigan (3-20-06) and Winston-Salem St. (11-29-06)
Season: 1 vs. Winston-Salem St. (11-29-06)

Steals:

Career: 2 on three occasions
Season: 2 vs. Lafayette (11-14-06) and Winston-Salem St. (11-29-06)

Minutes:

Career: 34 vs. Michigan (3-20-06)
Season: 23 vs. Lafayette (11-14-06)

Russell Carter

Points:

Career: 27 vs. Alabama (12-7-06)
Season: 27 vs. Alabama (12-7-06)

Field Goals:

Career: 9 vs. Alabama (12-7-06)
Season: 9 vs. Alabama (12-7-06)

Field Goals Attempted:

Career: 16 vs. Alabama (12-7-06)
Season: 16 vs. Alabama (12-7-06)

Field-Goal Percentage:

Career: 1.000 on five occasions
Season: .667 vs. Lafayette (11-14-06)

Three-Point Field Goals:

Career: 6 vs. Alabama (12-7-06)
Season: 6 vs. Alabama (12-7-06)

Three-Point Field Goals Attempted:

Career: 11 vs. Alabama (12-7-06)
Season: 11 vs. Alabama (12-7-06)

Three-Point Field Goal Percentage:

Career: 1.000 on eight occasions
Season: .600 vs. Lafayette (11-14-06)

Career/Season Highs

Free Throws:

Career: 9 vs. Providence (3-1-06)
Season: 3 vs. IPFW (11-10-06) and Alabama (12-7-06)

Free Throws Attempted:

Career: 11 vs. Providence (3-1-06)
Season: 6 vs. IPFW (11-10-06) and Alabama (12-7-06)

Free-Throw Percentage:

Career: 1.000 on seven occasions
Season: 1.000 vs. Lafayette (11-14-06)

Rebounds:

Career: 14 vs. IPFW (12-18-05)
Season: 6 vs. IPFW (11-10-06)

Assists:

Career: 4 vs. Michigan (12-3-05) and Seton Hall (2-18-06)
Season: 3 vs. Lafayette (11-14-06)

Blocked Shots:

Career: 1 on 10 occasions
Season: 1 vs. The Citadel (11-19-06)

Steals:

Career: 6 vs. IPFW (12-18-05)
Season: 5 vs. Alabama (12-7-06)

Minutes:

Career: 41 vs. Pittsburgh (1-4-06)
Season: 37 vs. Alabama (12-7-06)

Colin Falls

Points:

Career: 32 vs. Seton Hall (2-18-06)
Season: 21 vs. Lehigh (11-27-06)

Field Goals:

Career: 10 vs. Seton Hall (2-18-06)
Season: 6 vs. Lehigh (11-27-06)

Field Goals Attempted:

Career: 19 vs. Connecticut (2-21-06)
Season: 11 vs. Butler (11-13-06) and Lehigh (11-27-06)

Field-Goal Percentage:

Career: 1.000 on four occasions
Season: .545 vs. Lehigh (11-27-06)

Three-Point Field Goals:

Career: 8 vs. Pittsburgh (3-5-05) and Seton Hall (2-18-06)
Season: 4 vs. Butler (11-13-06) and Lehigh (11-27-06)

Three-Point Field Goals Attempted:

Career: 15 vs. Seton Hall (2-18-06)
Season: 10 vs. The Citadel (11-19-06)

Three-Point Field Goal Percentage:

Career: 1.000 on three occasions
Season: .571 vs. Butler (11-13-06)

Free Throws:

Career: 12 vs. Alabama (12-7-06)
Season: 12 vs. Alabama (12-7-06)

Free Throws Attempted:

Career: 13 vs. Alabama (12-7-06)
Season: 13 vs. Alabama (12-7-06)

Free-Throw Percentage:

Career: 1.000 on 26 occasions
Season: 1.000 vs. The Citadel (11-19-06) and Winston-Salem St. (11-29-06)

Rebounds:

Career: 7 vs. The Citadel (11-19-06)
Season: 7 vs. The Citadel (11-19-06)

Assists:

Career: 10 vs. Syracuse (1-11-06)
Season: 4 vs. The Citadel (11-19-06) and Alabama (12-7-06)

Blocked Shots:

Career: 2 vs. DePaul (1-7-06)
Season: 1 vs. Winston-Salem St. (11-29-06)

Steals:

Career: 3 on three occasions
Season: 2 vs. IPFW (11-10-06)

Minutes:

Career: 47 vs. Georgetown (1-24-06)
Season: 40 vs. Maryland (12-3-06)

Luke Harangody

Points:

Career: 18 vs. Lafayette (11-14-06) and The Citadel (11-19-06)

Field Goals:

Career: 7 on three occasions

Field Goals Attempted:

Career: 13 vs. Butler (11-13-06)

Field-Goal Percentage:

Career: .778 vs. The Citadel (11-19-06)

Three-Point Field Goals:

Career: -

Three-Point Field Goals Attempted:

Career: -

Three-Point Field Goal Percentage:

Career: -

Free Throws:

Career: 4 on three occasions

Free Throws Attempted:

Career: 5 vs. Lafayette (11-14-06)

Free-Throw Percentage:

Career: 1.000 on four occasions

Rebounds:

Career: 10 vs. Butler (11-13-06)

Assists:

Career: 3 vs. IPFW (11-10-06) and Winston-Salem St. (11-29-06)

Blocked Shots:

Career: 2 vs. Winston-Salem St. (11-29-06)

Steals:

Career: 3 vs. The Citadel (11-19-06) and Lehigh (11-27-06)

Minutes:

Career: 21 vs. Butler (11-13-06)

Joe Harden

Points:

Career: 2 vs. IPFW (11-10-06) and Winston-Salem St. (11-29-06)

Field Goals:

Career: 1 vs. Winston-Salem St. (11-29-06)

Field Goals Attempted:

Career: 2 vs. Winston-Salem St. (11-29-06)

Field-Goal Percentage:

Career: .500 vs. Winston-Salem St. (11-29-06)

Three-Point Field Goals:

Career: -

Three-Point Field Goals Attempted:

Career: 1 vs. Winston-Salem St. (11-29-06)

Three-Point Field Goal Percentage:

Career: -

Free Throws:

Career: 2 vs. IPFW (11-10-06)

Free Throws Attempted:

Career: 2 vs. IPFW (11-10-06)

Free-Throw Percentage:

Career: 1.000 vs. IPFW (11-10-06)

Rebounds:

Career: 2 vs. Winston-Salem St. (11-29-06)

Assists:

Career: 1 vs. Lafayette (11-14-06) and The Citadel (11-19-06)

Blocked Shots:

Career: 1 vs. Winston-Salem St. (11-29-06)

Steals:

Career: -

Minutes:

Career: 6 vs. Winston-Salem St. (11-29-06)

Career/Season Highs

Zach Hillesland

Points:

Career: 11 vs. IPFW (11-10-06) and Lehigh (11-27-06)

Season: 11 vs. IPFW (11-10-06) and Lehigh (11-27-06)

Field Goals:

Career: 5 vs. IPFW (11-10-06)

Season: 5 vs. IPFW (11-10-06)

Field Goals Attempted:

Career: 5 vs. IPFW (11-10-06) and Lehigh (11-27-06)

Season: 5 vs. IPFW (11-10-06) and Lehigh (11-27-06)

Field-Goal Percentage:

Career: 1.000 on five occasions

Season: 1.000 (5-5) on three occasions

Three-Point Field Goals:

Career: —

Three-Point Field Goals Attempted:

Career: —

Three-Point Field Goal Percentage:

Career: —

Free Throws:

Career: 3 vs. Lehigh (11-27-06)

Season: 3 vs. Lehigh (11-27-06)

Free Throws Attempted:

Career: 4 vs. Lehigh (11-27-06) and Maryland (12-3-06)

Season: 4 vs. Lehigh (11-27-06) and Maryland (12-3-06)

Free-Throw Percentage:

Career: 1.000 vs. Fordham (12-28-05) and Winston-Salem St. (11-29-06)

Season: 1.000 vs. Winston-Salem St. (11-29-06)

Rebounds:

Career: 12 vs. IPFW (11-10-06)

Season: 12 vs. IPFW (11-10-06)

Assists:

Career: 4 vs. Maryland (12-3-06)

Season: 4 vs. Maryland (12-3-06)

Blocked Shots:

Career: 1 on three occasions

Season: 1 on three occasions

Steals:

Career: 3 vs. Lafayette (11-14-06)

Season: 3 vs. Lafayette (11-14-06)

Minutes:

Career: 25 vs. Maryland (12-3-06)

Season: 25 vs. Maryland (12-3-06)

Tory Jackson

Points:

Career: 10 vs. Lafayette (11-14-06)

Field Goals:

Career: 3 vs. IPFW (11-10-06) and Lafayette (11-14-06)

Field Goals Attempted:

Career: 6 vs. Winston-Salem St. (11-29-06)

Field-Goal Percentage:

Career: 1.00 vs. Lehigh (11-27-06)

Three-Point Field Goals:

Career: 1 vs. Lehigh (11-27-06)

Three-Point Field Goals Attempted:

Career: 1 vs. Lehigh (11-27-06) and Maryland (12-3-06)

Three-Point Field Goal Percentage:

Career: 1.000 vs. Lehigh (11-27-06)

Free Throws:

Career: 4 vs. Lafayette (11-14-06)

Free Throws Attempted:

Career: 11 vs. Lafayette (11-14-06)

Free-Throw Percentage:

Career: 1.000 vs. IPFW (11-10-06)

Rebounds:

Career: 5 vs. Maryland (12-3-06)

Assists:

Career: 4 vs. Lehigh (11-27-06)

Blocked Shots:

Career: —

Steals:

Career: 5 vs. Winston-Salem St. (11-29-06)

Minutes:

Career: 16 on four occasions

Rob Kurz

Points:

Career: 25 vs. Lehigh (11-27-06)

Season: 25 vs. Lehigh (11-27-06)

Field Goals:

Career: 8 vs. Lafayette (11-20-05)

Season: 7 vs. Lafayette (11-14-06)

Field Goals Attempted:

Career: 13 vs. Alabama (12-7-06)

Season: 13 vs. Alabama (12-7-06)

Field-Goal Percentage:

Career: 1.000 on four occasions

Season: 1.000 (5-5) vs. Winston-Salem St. (11-29-06)

Three-Point Field Goals:

Career: 3 vs. Georgetown (3-8-06)

Season: 2 vs. Lafayette (11-14-06)

Three-Point Field Goals Attempted:

Career: 4 vs. Georgetown (3-8-06)

Season: 2 on five occasions

Three-Point Field Goal Percentage:

Career: 1.000 on four occasions

Season: 1.000 vs. Lafayette (11-14-06)

Free Throws:

Career: 12 vs. Lehigh (11-27-06)

Season: 12 vs. Lehigh (11-27-06)

Free Throws Attempted:

Career: 13 vs. Lehigh (11-27-06)

Season: 13 vs. Lehigh (11-27-06)

Free-Throw Percentage:

Career: 1.000 on 14 occasions

Season: 1.000 on five occasions

Rebounds:

Career: 12 vs. IPFW (11-10-06) and Alabama (12-7-06)

Season: 12 vs. IPFW (11-10-06) and Alabama (12-7-06)

Assists:

Career: 6 vs. Butler (11-13-06)

Season: 6 vs. Butler (11-13-06)

Blocked Shots:

Career: 5 vs. Wofford (12-30-05)

Season: 2 vs. Lafayette (11-14-06) and Maryland (12-3-06)

Steals:

Career: 3 vs. The Citadel (11-19-06) and Lehigh (11-27-06)

Season: 3 vs. The Citadel (11-19-06) and Lehigh (11-27-06)

Minutes:

Career: 43 vs. Georgetown (1-24-06)

Season: 36 vs. Lehigh (11-27-06) and Alabama (12-7-06)

Kyle McAlarney

Points:

Career: 20 vs. Alabama (12-7-06)

Season: 20 vs. Alabama (12-7-06)

Field Goals:

Career: 7 vs. Alabama (12-7-06)

Season: 7 vs. Alabama (12-7-06)

Field Goals Attempted:

Career: 12 vs. Marquette (2-26-06)

Season: 11 vs. Maryland (12-3-06)

Field-Goal Percentage:

Career: 1.000 on three occasions

Season: .778 (7-9) vs. Alabama (12-7-06)

Three-Point Field Goals:

Career: 4 on four occasions

Season: 4 vs. Maryland (12-3-06) and Alabama (12-7-06)

Three-Point Field Goals Attempted:

Career: 8 vs. Marquette (2-25-06)

Season: 6 vs. Maryland (12-3-06) and Alabama (12-7-06)

Three-Point Field Goal Percentage:

Career: 1.000 on three occasions

Season: .667 on three occasions

Free Throws:

Career: 4 vs. Lafayette (11-20-05) and Fordham (12-28-05)

Season: 2 vs. Maryland (12-3-06) and Alabama (12-7-06)

Free Throws Attempted:

Career: 4 on three occasions

Season: 2 vs. Maryland (12-3-06) and Alabama (12-7-06)

Free-Throw Percentage:

Career: 1.000 on 11 occasions

Season: 1.000 vs. Maryland (12-3-06) and Alabama (12-7-06)

Rebounds:

Career: 4 on four occasions

Season: 4 vs. Lehigh (11-27-06) and Maryland (12-3-06)

Assists:

Career: 12 vs. Lafayette (11-14-06)

Season: 12 vs. Lafayette (11-14-06)

Blocked Shots:

Career: 1 vs. IPFW (12-18-05)

Season: —

Steals:

Career: 3 vs. Vanderbilt (3-15-06)

Season: 2 vs. Maryland (12-3-06)

Minutes:

Career: 37 on four occasions

Season: 37 vs. Butler (11-13-06) and Maryland (12-3-06)

Jonathan Peoples

Points:

Career: 7 vs. Winston-Salem St. (11-29-06)

Field Goals:

Career: 2 vs. Winston-Salem St. (11-29-06)

Field Goals Attempted:

Career: 2 vs. Winston-Salem St. (11-29-06)

Field-Goal Percentage:

Career: 1.000 vs. IPFW (11-10-06) and Winston-Salem St. (11-29-06)

Three-Point Field Goals:

Career: 1 vs. Winston-Salem St. (11-29-06)

Three-Point Field Goals Attempted:

Career: 1 vs. IPFW (11-10-06) and Winston-Salem St. (11-29-06)

Three-Point Field Goal Percentage:

Career: 1.000 vs. Winston-Salem St. (11-29-06)

Free Throws:

Career: 3 vs. Lafayette (11-14-06)

Free Throws Attempted:

Career: 4 vs. Lafayette (11-14-06)

Free-Throw Percentage:

Career: 1.000 vs. IPFW (11-10-06) and Winston-Salem St. (11-29-06)

Rebounds:

Career: 1 on three occasions

Assists:

Career: 1 vs. Winston-Salem St. (11-29-06)

Blocked Shots:

Career: —

Career/Season Highs

Steals:

Career: 1 vs. Lafayette (11-14-06)

Minutes:

Career: 7 vs. Winston-Salem St. (11-29-06)

Luke Zeller

Points:

Career: 12 vs. The Citadel (11-19-06)

Season: 12 vs. The Citadel (11-19-06)

Field Goals:

Career: 5 vs. The Citadel (11-19-06)

Season: 5 vs. The Citadel (11-14-06)

Field Goals Attempted:

Career: 12 vs. Pittsburgh (1-4-06)

Season: 6 vs. Lafayette (11-14-06)

Field-Goal Percentage:

Career: 1,000 on four occasions

Season: 1,000 on three occasions

Three-Point Field Goals:

Career: 3 vs. Wofford (12-30-05) and Pittsburgh (1-4-06)

Season: 1 vs. Butler (11-13-06) and The Citadel (11-19-06)

Three-Point Field Goals Attempted:

Career: 10 vs. Pittsburgh (1-4-06)

Season: 1 on three occasions

Three-Point Field Goal Percentage:

Career: 1,000 on three occasions

Season: 1,000 on three occasions

Free Throws:

Career: 4 vs. Florida International (12-10-05)

Season: 2 vs. Butler (11-13-06) and Lehigh (11-27-06)

Free Throws Attempted:

Career: 4 vs. Florida International (12-10-05) and Lehigh (11-27-06)

Season: 2 vs. Butler (11-13-06)

Free-Throw Percentage:

Career: 1,000 on three occasions

Season: 1,000 vs. Butler (11-13-06) and The Citadel (11-19-06)

Rebounds:

Career: 9 on three occasions

Season: 4 on three occasions

Assists:

Career: 3 on four occasions

Season: 3 vs. The Citadel (11-19-06)

Blocked Shots:

Career: 2 vs. Syracuse (1-11-06) and Alabama (12-7-06)

Season: 2 vs. Alabama (12-7-06)

Steals:

Career: 1 on four occasions

Season: 2 vs. IPFW (11-10-06)

Minutes:

Career: 38 vs. Pittsburgh (1-4-06)

Season: 23 vs. Lafayette (11-14-06) and The Citadel (11-19-06)

2006-07 Game-By-Game Statistics

Opponent	Overall		3-Point		FT-A	Pct.	O-D-Tot.	PF	A	TO	B	S	Pts
	FG-A	Pct.	FG-A	Pct.									
IPFW	17-62	.274	5-21	.238	10-15	.667	9-19-28	23	9	14	1	5	49
Notre Dame	34-63	.540	5-20	.250	19-28	.679	14-40-54	21	17	12	1	9	92
Butler	28-57	.491	11-28	.393	4-5	.667	7-19-26	15	18	9	3	7	71
Notre Dame	25-52	.481	10-17	.588	9-12	.750	10-24-34	11	14	14	2	4	69
Lafayette	18-43	.419	6-18	.333	18-23	.783	4-19-23	23	15	26	1	7	60
Notre Dame	35-60	.583	8-17	.471	14-25	.560	11-24-35	23	28	15	4	15	92
The Citadel	19-55	.345	7-18	.389	5-6	.833	6-28-34	19	14	19	0	6	50
Notre Dame	27-62	.435	8-26	.308	12-16	.750	10-30-40	11	21	13	5	9	74
Lehigh	33-58	.569	14-19	.737	7-9	.778	6-18-24	24	18	18	2	7	87
Notre Dame	30-55	.545	7-20	.350	26-33	.788	12-20-32	14	17	13	1	12	93
Winston-Salem	14-46	.304	3-16	.188	14-20	.700	6-13-19	15	7	18	1	6	45
Notre Dame	32-56	.571	8-22	.364	18-19	.947	12-29-41	20	24	14	6	13	90
Maryland	25-59	.424	6-18	.333	18-28	.643	9-31-40	22	13	19	6	11	74
Notre Dame	25-58	.431	6-18	.333	22-30	.733	10-27-37	21	11	18	2	14	81
Alabama	29-69	.420	9-24	.375	18-23	.783	21-24-45	19	15	16	6	4	85
Notre Dame	32-62	.516	12-28	.429	23-30	.429	9-23-32	21	18	10	5	10	99

2006-07 Box Scores

Notre Dame 92, IPFW 49
November 10, 2006
Joyce Center — Notre Dame, IN

Game 1

	3-pt													
	FG-A	FG-A	FT-A	REB	PF	TP	A	TO	BK	ST	MIN			
IPFW	1-3	1-2	2-4	0-1-1	3	5	0	0	0	2	17			
DeWitt Scott	1-3	1-2	2-4	0-1-1	3	5	0	0	0	2	17			
Justin Hawkins	2-3	1-2	0-0	2-2-4	2	5	0	0	0	0	17			
Tyler Best	3-9	0-1	2-2	0-2-2	2	8	2	3	0	0	29			
Quintin Carouthers	1-8	0-1	0-0	1-1-2	2	2	2	3	0	0	24			
Chris Perkins	2-11	1-4	0-0	0-4-4	3	5	2	5	0	0	27			
Jakari Johnson	1-6	1-2	0-0	1-2-3	2	3	0	2	0	1	17			
Pat Lepper	0-4	0-4	0-0	1-0-1	3	0	0	0	0	0	13			
Kyle Savely	1-2	0-0	0-1	0-0-0	2	2	2	1	0	0	13			
Terry Jenkins	1-3	1-3	0-1	0-0-0	0	3	0	0	0	0	9			
Jaraun Burrows	0-2	0-0	1-2	2-0-2	2	1	0	0	0	0	12			
Armend Adamsi	1-2	0-0	2-2	1-1-2	0	4	0	0	0	1	5			
Zeljko Egeric	4-9	0-2	3-3	1-5-6	2	11	1	0	1	1	17			
Team				0-1-1										
TOTALS	17-62	5-21	10-15	9-19-28	23	49	8	14	1	5	200			
FG%: 1st Half 8-30, .267; 2nd Half 9-32, .281; Game .274; 3-PT%: 1st Half 2-8, .250; 2nd Half 3-13, .231; Game .238; FT%: 1st Half 5-7, .714; 2nd Half 5-8, .625; Game .667; Deadball: 1.														

	3-pt													
	FG-A	FG-A	FT-A	REB	PF	TP	A	TO	BK	ST	MIN			
Notre Dame	6-10	0-2	4-5	3-9-12	3	16	1	4	1	0	26			
Rob Kurz	3-5	0-1	0-0	2-2-4	5	6	0	4	0	2	15			
Luke Zeller	1-5	1-5	3-4	0-3-3	1	6	2	0	0	2	30			
Colin Falls	4-7	1-4	0-0	1-2-3	0	9	7	1	0	1	26			
Kyle McAlarney	7-15	3-6	3-6	2-4-6	1	20	2	0	0	0	30			
Russell Carter	3-5	0-1	0-0	0-1-1	4	6	0	2	0	0	13			
Tory Jackson	0-0	0-0	2-2	0-1-1	0	2	0	0	0	0	4			
Joe Harden	1-1	0-0	0-0	0-1-1	0	2	0	0	0	0	4			
Jonathan Peoples	5-5	0-0	1-3	1-11-12	2	11	0	3	0	1	20			
Zach Hillstrand	0-0	0-0	0-0	0-0-0	0	0	0	0	0	0	2			
Kieran Piller	0-0	0-0	0-2	0-0-0	0	0	0	0	0	0	1			
Tim Andree	0-1	0-1	2-2	1-1-2	1	2	2	0	0	1	12			
Ryan Ayers	4-9	0-0	4-4	3-5-8	4	12	3	1	0	2	17			
Luke Harangody				1-0-1										
Team														
TOTALS	34-63	5-20	19-28	14-40-54	21	92	17	12	1	9	200			
FG%: 1st Half 24-39, .615; 2nd Half 10-24, .417; Game .540; 3-PT%: 1st Half 2-9, .222; 2nd Half 3-11, .273; Game .250; FT%: 1st Half 5-7, .714; 2nd Half 14-21, .667; Game .679; Deadball: 5.														

	1	2	F
IPFW	23	26	49
Notre Dame	55	37	92

OFFICIALS: Curtis Shay, Bill McCarthy, Bill Laubenstein
TECHNICALS: None
ATTENDANCE: 8,678

Notes: Notre Dame is now 84-18 all-time in season openers and 7-0 under Mike Brey ... The Irish's 55 first-half points were the second-most ever in a first half under Brey ... Zach Hillstrand career-highs of 11 points and 11 rebounds marked the first double-double of his career ... Notre Dame's +26 rebounding differential was the largest ever by an Irish team under Brey ... Russell Carter scored 20-plus points for the fourth time in his career.

Butler 71, Notre Dame 69
November 13, 2006
Conseco Fieldhouse — Indianapolis, IN
NIT Season Tip-Off (First Round)

Game 2

	3-pt													
	FG-A	FG-A	FT-A	REB	PF	TP	A	TO	BK	ST	MIN			
Butler	1-3	0-0	0-0	1-1-2	2	2	0	2	0	0	15			
Brian Ligon	2-7	1-4	0-0	1-4-5	3	5	1	0	1	1	33			
Brandon Crone	3-3	0-0	0-0	0-3-3	4	6	0	0	1	0	23			
Julian Betko	10-20	8-15	0-0	0-2-2	0	28	3	3	0	2	37			
A.J. Graves	7-13	1-4	4-4	2-4-6	2	19	12	3	0	1	37			
Mike Green	2-5	1-3	0-0	0-1-1	1	5	1	0	0	0	19			
Marcus Nellesms	2-2	2-2	0-0	2-3-5	3	4	1	0	0	1	26			
Drew Streicher	0-3	0-0	0-2	0-0-0	0	0	0	0	0	0	7			
Pete Campbell	1-1	0-0	0-0	0-0-0	0	0	0	0	0	0	3			
Willie Veasley				1-1-2										
Team														
TOTALS	28-57	11-28	4-5	7-19-26	15	71	18	9	3	7	200			
FG%: 1st Half 13-31, .419; 2nd Half 15-26, .577; Game .491; 3-PT%: 1st Half 5-14, .357; 2nd Half 6-14, .429; Game .393; FT%: 1st Half 0-0, .000; 2nd Half 4-5, .800; Game .800; Deadball: 0.														

	3-pt													
	FG-A	FG-A	FT-A	REB	PF	TP	A	TO	BK	ST	MIN			
Notre Dame	3-5	0-0	1-1	2-4-6	1	7	6	1	1	0	34			
Rob Kurz	1-2	1-1	2-2	0-3-3	1	5	2	3	0	0	18			
Luke Zeller	5-11	4-7	3-5	0-3-3	0	17	1	3	0	1	38			
Colin Falls	3-7	2-3	0-0	0-1-1	8	4	4	5	0	2	37			
Kyle McAlarney	6-13	3-6	0-1	0-5-5	2	15	1	3	0	1	31			
Russell Carter	0-1	0-0	0-0	0-0-0	0	0	0	0	0	0	9			
Ryan Ayers	0-0	0-0	0-0	0-1-1	0	0	0	2	0	0	3			
Zach Hillstrand	0-0	0-0	0-0	0-0-0	1	0	0	1	0	0	3			
Tory Jackson	7-13	0-0	3-3	6-4-10	2	17	0	0	1	0	21			
Luke Harangody				2-3-5										
Team														
TOTALS	34-63	5-20	19-28	10-24-34	11	69	14	14	2	4	200			
FG%: 1st Half 11-28, .393; 2nd Half 14-24, .583; Game .481; 3-PT%: 1st Half 4-9, .444; 2nd Half 6-8, .750; Game .588; FT%: 1st Half 1-1, .1000; 2nd Half 8-11, .727; Game .750; Deadball: 0.														

	1	2	F
Butler	31	40	71
Notre Dame	27	42	69

OFFICIALS: Ted Hillary, John Hampton, Mike Roberts
TECHNICALS: None
ATTENDANCE: 8,037

Notes: Notre Dame lost to Butler for the sixth straight time ... Luke Harangody's 17 points and 10 marked the first double-double by an Irish freshman since Torin Francis in 2002 ... He also is the first freshman since Chris Thomas in 2001 to score in double figures in his first two collegiate games.

Notre Dame 92, Lafayette 60
November 14, 2006
Conseco Fieldhouse — Indianapolis, IN
NIT Season Tip-Off (Consolation)

Game 3

	3-pt													
	FG-A	FG-A	FT-A	REB	PF	TP	A	TO	BK	ST	MIN			
Lafayette	0-2	0-0	5-6	0-1-1	2	5	1	3	0	2	10			
Everett Schmidt	3-7	2-4	0-1	0-4-4	3	8	4	5	0	3	28			
Andrew Brown	2-5	1-3	0-0	0-2-2	2	5	2	2	0	1	26			
Bilal Abdullah	0-3	0-1	2-2	0-2-2	2	2	2	1	0	0	25			
Jamaal Hilliard	4-7	1-3	1-1	0-1-1	1	10	2	0	0	1	21			
Matt Betley	1-1	0-0	1-1	0-0-0	1	3	0	0	0	0	6			
Michael Gruner	0-1	0-1	0-0	0-0-0	1	0	0	0	0	0	7			
Paul Cummins	1-4	1-3	0-0	0-0-0	1	3	2	3	0	0	17			
Marcus Harley	1-1	0-0	0-0	0-1-1	2	2	0	0	0	0	5			
Kerry Kenney	1-4	1-2	0-0	0-1-1	0	3	1	5	0	0	13			
Jesper Andersson	3-5	0-0	2-3	0-4-4	2	8	1	4	1	0	23			
Andre Hines	2-3	0-1	5-5	0-2-2	4	9	0	0	0	0	12			
Ted Detmer	0-0	0-0	2-4	2-0-2	2	2	0	1	0	0	7			
Marek Koltun				2-1-3										
Team														
TOTALS	18-43	6-18	18-23	4-19-23	23	60	16	26	1	7	200			
FG%: 1st Half 10-22, .455; 2nd Half 8-21, .381; Game .419; 3-PT%: 1st Half 4-11, .364; 2nd Half 2-7, .286; Game .333; FT%: 1st Half 6-7, .857; 2nd Half 12-16, .750; Game .783; Deadball: 3.														

	1	2	F
Notre Dame	30	30	60
Lafayette	46	46	92

	3-pt													
	FG-A	FG-A	FT-A	REB	PF	TP	A	TO	BK	ST	MIN			
Notre Dame	7-10	2-2	0-0	2-6-8	3	16	12	3	0	0	30			
Rob Kurz	4-6	0-0	0-0	1-2-3	3	8	2	3	1	0	20			
Luke Zeller	3-7	2-5	0-0	1-2-4	2	8	2	0	0	1	30			
Colin Falls	1-3	1-3	0-0	0-1-1	0	3	12	3	0	0	23			
Kyle McAlarney	8-12	3-5	1-1	0-5-5	3	20	3	1	0	4	23			
Russell Carter	3-4	0-0	4-11	1-0-1	3	10	2	2	0	1	16			
Tory Jackson	0-0	0-0	0-0	1-0-1	0	0	0	1	0	0	5			
Joe Harden	0-0	0-0	3-4	0-0-0	1	3	0	0	0	1	4			
Jonathan Peoples	2-2	0-0	1-2	2-3-5	4	5	3	3	1	3	16			
Zach Hillstrand	0-0	0-0	0-0	0-0-0	0	0	0	0	0	0	2			
Kieran Piller	0-4	0-2	1-2	0-2-2	2	1	1	0	0	2	23			
Ryan Ayers	7-12	0-0	4-5	3-2-3	2	18	0	2	0	1	20			
Luke Harangody				0-1-1										
Team														
TOTALS	35-60	8-17	14-25	11-24-35	23	92	28	15	4	15	200			
FG%: 1st Half 17-35, .486; 2nd Half 18-25, .720; Game .583; 3-PT%: 1st Half 7-14, .500; 2nd Half 1-3, .333; Game .471; FT%: 1st Half 5-8, .625; 2nd Half 9-17, .529; Game .560; Deadball: 5.														

	1	2	F
Notre Dame	46	46	92
Lafayette	30	30	60

OFFICIALS: Ray Perone, Chris Beaver, Winston Stith
TECHNICALS: None
ATTENDANCE: 9,594

Notes: Notre Dame improved to 7-1 versus Lafayette ... Russell Carter scored 20-plus points for the second time in three games and fifth in his career ... Notre Dame's 72.0 percent field goal percentage in the second half was the best ever for a single half under Mike Brey ... Luke Harangody became the first freshman since Troy Murphy in 1998-99 to score in double figures in the first three games of his collegiate career ... Tory Jackson's 10 points marked the first double-figure outing of his career ... Kyle McAlarney 12 assists marked a career-high and first time he had 10-plus assists in a game.

Notre Dame 74, The Citadel 50
November 19, 2006
Joyce Center — Notre Dame, IN

Game 4

	3-pt													
	FG-A	FG-A	FT-A	REB	PF	TP	A	TO	BK	ST	MIN			
The Citadel	5-7	0-1	2-2	0-3-3	2	12	2	2	0	0	1	28		
Jmel Everhart	2-7	0-1	1-2											

2006-07 Box Scores

Notre Dame 93, Lehigh 87
November 27, 2006
Joyce Center — Notre Dame, IN

Game 5

		3-pt													
	FG-A	FG-A	FT-A	REB	PF	TP	A	TO	BK	ST	MIN				
Lehigh	2-4	0-0	1-1	0-1	3	5	1	1	1	3	24				
Zahir Carrington	4-5	0-0	1-1	2-1-3	4	9	0	2	0	0	16				
Jason Mgebroff	3-7	2-3	0-0	0-7-7	1	8	6	2	0	1	31				
Marquis Hall	9-14	4-4	0-0	0-1-1	4	22	0	6	0	1	31				
Kyle Neptune	11-16	5-8	5-7	0-1-1	4	32	5	3	0	1	34				
Jose Olivero	0-5	0-0	0-0	2-5-7	2	0	1	1	0	0	20				
Bryan White	1-1	1-1	0-0	0-0-0	0	3	2	2	0	0	10				
Matt Shamis	0-2	0-0	0-0	0-0-0	0	0	0	0	0	0	4				
Greg Page	0-0	0-0	0-0	0-0-0	2	0	1	0	0	0	1				
John Gourlay	3-4	2-3	0-0	2-1-3	3	8	2	0	1	1	25				
Matt Szalachowski												0-1	1		
Team															
TOTALS	33-58	14-19	7-9	6-18-24	24	87	18	18	2	7	200				
FG%: 1st Half 18-35, .514; 2nd Half 15-23, .652; Game .569; 3-PT%: 1st Half 9-11, .818; 2nd Half 5-8, .625; Game .737; FT%: 1st Half 1-1, 1.000; 2nd Half 6-8, .750; Game .800; Deadball: 1.															

		3-pt													
	FG-A	FG-A	FT-A	REB	PF	TP	A	TO	BK	ST	MIN				
Notre Dame	6-9	1-2	12-13	4-4-8	3	25	1	2	1	3	36				
Rob Kurz	1-1	1-1	2-4	2-0-2	0	5	0	2	0	0	6				
Luke Zeller	6-11	4-8	5-6	0-3-3	2	21	0	0	0	0	37				
Colin Falls	2-7	0-4	0-0	2-2-4	0	4	6	3	0	0	27				
Kyle McAlarney	6-14	0-4	2-4	0-5-5	1	14	1	1	0	3	35				
Russell Carter	1-1	1-1	0-0	0-0-0	2	3	4	0	0	1	14				
Tory Jackson	4-5	0-0	3-4	3-4-7	2	11	3	2	0	2	22				
Zach Hillesland	0-0	0-0	0-0	0-0-0	0	0	2	1	0	0	4				
Ryan Ayers	0-0	0-0	2-2	0-2-2	4	10	2	2	0	3	19				
Luke Harangody												1-0-1			
Team															
TOTALS	30-58	7-20	26-33	12-20-32	14	93	17	13	1	12	200				
FG%: 1st Half 15-28, .536; 2nd Half 15-27, .556; Game .545; 3-PT%: 1st Half 4-12, .333; 2nd Half 3-8, .375; Game .350; FT%: 1st Half 10-16, 1.000; 2nd Half 16-17, .941; Game .788; Deadball: 2.															
SCORE BY PERIODS	1	2	F												
Lehigh	46	41	87												
Notre Dame	44	49	93												
OFFICIALS: Pat Driscoll, Mike Roberts, Brian O'Connell															
TECHNICALS: None															
ATTENDANCE: 8,178															

Notes: Rob Kurz topped the 20-point mark for the first time in his career with his 25-point effort ... Colin Falls' season-high 21 points marked the 13th time in his career that he scored 20 or more points ... Russell Carter reached double figures for a career-best fifth consecutive game ... Notre Dame defeated its second Patriot League team this season and is 42-4 all-time versus teams from that conference.

Notre Dame 90, Winston-Salem St. 45
November 29, 2006
Joyce Center — Notre Dame, IN

Game 6

		3-pt													
	FG-A	FG-A	FT-A	REB	PF	TP	A	TO	BK	ST	MIN				
Winston-Salem St.	2-7	1-1	0-0	1-1-2	0	10	0	0	0	1	19				
Darrell Wonge	2-8	0-0	6-10	0-1-1	0	10	0	0	0	0	34				
Jamal Durham	1-3	0-1	0-0	0-0-0	0	4	0	0	0	0	13				
David Moore	2-9	0-2	0-0	2-0-2	0	10	0	0	0	0	26				
Brian Fisher	2-9	0-2	0-0	1-5-6	0	10	0	0	0	0	35				
Roy Peake	0-0	0-0	3-3	0-0-0	0	0	0	0	0	0	3				
Jason Smith	4-9	1-4	0-0	0-0-0	0	10	0	0	0	0	20				
Lowen Wray	0-1	0-0	0-0	0-0-0	0	0	0	0	0	0	2				
Andrew Porter	1-1	0-0	0-0	0-0-0	0	0	0	0	0	0	15				
Norman Carter	0-1	0-0	2-2	0-3-3	0	0	0	0	0	0	15				
Patrick McCandies	1-3	1-3	0-0	0-0-0	0	0	0	0	0	0	7				
Darius Floyd	1-3	0-0	0-0	0-1-1	0	0	0	0	0	0	13				
Greg Lewis	0-0	0-0	0-0	0-1-1	0	0	0	0	0	0	5				
Curtis Hines	0-2	0-0	2-2	0-2-2	0	0	0	0	0	0	5				
Julian Murphy-Long	0-0	0-0	2-2	0-0-0	0	2	0	0	0	0	5				
Team															
TOTALS	14-46	3-16	14-20	6-13-19	15	45	7	18	1	6	200				
FG%: 1st Half 10-25, .400; 2nd Half 4-21, .190; Game .304; 3-PT%: 1st Half 3-8, .375; 2nd Half 0-8, .000; Game .188; FT%: 1st Half 2-2, 1.000; 2nd Half 12-18, .667; Game .700; Deadball: 3.															

		3-pt													
	FG-A	FG-A	FT-A	REB	PF	TP	A	TO	BK	ST	MIN				
Notre Dame	3-5	0-1	8-8	3-7-10	18	9	3	3	1	2	21				
Rob Kurz	3-5	0-1	0-0	1-2-3	10	5	1	0	0	0	21				
Luke Zeller	4-6	3-7	2-2	0-4-4	6	11	1	0	0	0	25				
Colin Falls	4-6	2-4	0-0	0-2-2	0	10	4	4	0	0	25				
Kyle McAlarney	4-9	2-5	0-0	2-1-3	10	10	0	0	0	0	23				
Russell Carter	2-6	0-2	1-1	0-1-1	7	5	0	0	0	0	16				
Tory Jackson	1-5	1-1	0-0	0-1-1	7	7	0	0	0	0	7				
Joe Harden	1-1	0-0	2-2	1-2-3	4	3	1	0	0	0	13				
Jonathan Peoples	0-0	0-0	0-0	0-0-0	0	0	0	0	0	0	5				
Zach Hillesland	0-0	0-0	0-0	0-0-0	0	0	0	0	0	0	2				
Kieran Piller	0-0	0-0	0-0	0-0-0	0	0	0	0	0	0	2				
Tim Andree	2-4	0-1	2-2	1-6-7	4	9	2	1	0	0	21				
Ryan Ayers	4-7	0-1	2-2	0-2-2	4	9	2	1	0	0	19				
Luke Harangody												1-1-2			
Team															
TOTALS	32-56	8-22	18-19	12-29-41	20	90	24	14	6	13	200				
FG%: 1st Half 18-33, .545; 2nd Half 14-23, .609; Game .571; 3-PT%: 1st Half 7-15, .467; 2nd Half 1-7, .143; Game .364; FT%: 1st Half 3-4, .750; 2nd Half 15-15, 1.000; Game .947; Deadball: 2.															
SCORE BY PERIODS	1	2	F												
Winston-Salem St.	25	20	45												
Notre Dame	46	44	90												
OFFICIALS: Frank Scagliotta, Bernard Clinton, Paul Faia															
TECHNICALS: None															
ATTENDANCE: 8,067															

Notes: Rob Kurz recorded his second double-double of the season and fourth of his career ... Colin Falls became the 46th player in Notre Dame basketball history to score 1,000 points.

Notre Dame 81, Maryland 74
December 3, 2006
Verizon Center — Washington, DC
BB&T Classic

Game 7

		3-pt													
	FG-A	FG-A	FT-A	REB	PF	TP	A	TO	BK	ST	MIN				
Notre Dame	5-8	2-3	4-4	1-4-5	4	16	0	3	2	0	26				
Rob Kurz	1-3	1-2	0-0	0-4-4	4	3	0	1	0	1	17				
Luke Zeller	2-9	1-8	9-10	1-3-4	2	14	3	2	0	1	40				
Colin Falls	6-11	4-6	2-2	0-2-2	0	18	5	5	0	2	37				
Kyle McAlarney	5-13	1-3	2-4	1-4-5	4	13	0	3	0	4	22				
Russell Carter	2-3	0-1	1-2	1-1-2	3	5	1	1	0	5	16				
Tory Jackson	3-7	0-0	2-4	1-8-9	3	8	4	2	0	1	25				
Zach Hillesland	0-1	0-1	0-0	0-0-0	1	0	0	0	0	0	5				
Ryan Ayers	1-3	0-0	2-4	0-2-2	0	4	0	0	0	0	12				
Luke Harangody												4-3-7			
Team															
TOTALS	25-58	9-24	22-30	9-31-40	21	81	13	18	2	14	200				
FG%: 1st Half 11-33, .333; 2nd Half 14-25, .560; Game .431; 3-PT%: 1st Half 4-14, .286; 2nd Half 5-10, .500; Game .375; FT%: 1st Half 3-6, .500; 2nd Half 19-24, .792; Game .733; Deadball: 5.															

		3-pt													
	FG-A	FG-A	FT-A	REB	PF	TP	A	TO	BK	ST	MIN				
Maryland	3-8	0-0	5-6	2-6-8	2	11	1	1	1	2	32				
James Gist	5-7	0-0	3-6	2-3-5	5	13	0	3	4	2	25				
Ekene Ibekwe	6-11	3-4	2-4	0-3-3	4	17	4	4	0	6	38				
D.J. Strawberry	0-5	0-4	2-2	0-2-2	1	2	0	0	0	0	20				
Eric Hayes	4-15	2-8	3-4	1-4-5	4	13	2	2	0	0	28				
Greivis Vasquez	1-2	0-0	3-4	1-2-3	2	5	1	1	0	1	13				
Parrish Brown	1-1	0-0	0-0	0-0-0	1	2	0	1	0	0	4				
Will Bowers	3-7	0-0	0-2	3-5-8	2	6	1	3	0	0	15				
Bambale Osby												1-0-1			
Team															
TOTALS	25-59	6-18	18-28	10-27-37	22	74	11	19	6	11	200				
FG%: 1st Half 10-28, .357; 2nd Half 15-31, .484; Game .424; 3-PT%: 1st Half 1-6, .167; 2nd Half 5-12, .417; Game .333; FT%: 1st Half 11-16, .688; 2nd Half 7-12, .583; Game .643; Deadball: 3.															
SCORE BY PERIODS	1	2	F												
Notre Dame	29	52	81												
Maryland	32	42	74												
OFFICIALS: Steve Olson, Donnee Gray, Doug Shows															

2006-07 Notre Dame Men's Basketball
 Notre Dame Season Box Score (as of Dec 08, 2006)
 All games

RECORD:	OVERALL	HOME	AWAY	NEUTRAL
ALL GAMES.....	(7-1)	(5-0)	(0-0)	(2-1)
CONFERENCE.....	(0-0)	(0-0)	(0-0)	(0-0)
NON-CONFERENCE.....	(7-1)	(5-0)	(0-0)	(2-1)

## Player	GP-GS	Min--Avg	---TOTAL---		---3-PTS---		---FT-FTA---		----REBOUNDS----				PF	FO	A	TO	Blk	Stl	Pts	Avg
			FG-FGA	Pct	3FG-FGA	Pct	FT-FTA	Pct	Off	Def	Tot	Avg								
43 CARTER, Russell....	8-8	226 28.3	50-106	.472	20-44	.455	13-25	.520	6	32	38	4.8	16	0	14	13	1	20	133	16.6
31 KURZ, Rob.....	8-8	226 28.3	40-66	.606	6-13	.462	36-38	.947	22	46	68	8.5	24	0	19	14	10	10	122	15.3
15 FALLS, Colin.....	8-8	265 33.1	27-69	.391	20-57	.351	36-42	.857	2	26	28	3.5	13	0	17	7	1	6	110	13.8
44 HARANGODY, Luke....	8-0	142 17.8	38-69	.551	0-1	.000	21-25	.840	16	22	38	4.8	17	0	10	7	5	11	97	12.1
23 McALARNEY, Kyle....	8-8	241 30.1	29-58	.500	15-35	.429	4-5	.800	5	14	19	2.4	5	0	46	22	0	7	77	9.6
40 ZELLER, Luke.....	8-8	130 16.3	21-31	.677	4-7	.571	5-7	.714	10	15	25	3.1	19	1	8	13	4	3	51	6.4
33 HILLESLAND, Zach...	8-0	136 17.0	15-20	.750	0-0	.000	9-19	.474	9	34	43	5.4	19	0	16	16	3	9	39	4.9
02 JACKSON, Tory.....	8-0	110 13.8	14-28	.500	1-9	.111	7-16	.438	2	5	7	0.9	19	0	14	13	0	14	36	4.5
20 PEOPLES, Jonathan..	4-0	18 4.5	3-3	1.000	1-1	1.000	5-6	.833	0	3	3	0.8	2	0	1	1	0	1	12	3.0
42 AYERS, Ryan.....	7-0	81 11.6	2-15	.133	0-6	.000	5-6	.833	3	10	13	1.9	6	0	5	1	1	5	9	1.3
11 HARDEN, Joe.....	4-0	18 4.5	1-3	.333	0-1	.000	2-2	1.000	1	3	4	1.0	1	0	2	0	1	0	4	1.0
41 ANDREE, Tim.....	2-0	3 1.5	0-0	.000	0-0	.000	0-2	.000	0	0	0	0.0	1	0	0	0	0	0	0	0.0
35 PILLER, Kieran.....	2-0	4 2.0	0-0	.000	0-0	.000	0-0	.000	0	0	0	0.0	0	0	0	0	0	0	0	0.0
TEAM.....									11	11	22	2.8	0		2					
Total.....	8	1600	240-468	.513	67-174	.385	143-193	.741	87	221	308	38.5	142	1	152	109	26	86	690	86.2
Opponents.....	8	1600	183-449	.408	61-162	.377	94-129	.729	68	168	236	29.5	160	-	107	139	20	53	521	65.1

SCORE BY PERIODS:	1st	2nd	Total
-----	-----	-----	-----
Notre Dame.....	336	354	- 690
Opponents.....	248	273	- 521

DEADBALL REBOUNDS:	OFF	DEF	TOTAL
-----	-----	-----	-----
Notre Dame.....	22	0	22
Opponents.....	12	1	13

2006-07 Notre Dame Men's Basketball
 Notre Dame Season Schedule/Results & Leaders (as of Dec 08, 2006)
 All games

RECORD:	OVERALL	HOME	AWAY	NEUTRAL
ALL GAMES	(7-1)	(5-0)	(0-0)	(2-1)
CONFERENCE	(0-0)	(0-0)	(0-0)	(0-0)
NON-CONFERENCE	(7-1)	(5-0)	(0-0)	(2-1)

DATE	TIME	OPPONENT		SCORE	ATTEND	HIGH POINTS	HIGH REBOUNDS
11-10-06	8:00 p.m.	IPFW	W	92-49	8678	(20)CARTER, Russell	(12)HILLESLAND, Zach (12)KURZ, Rob
11-13-06	6:00 p.m.	! vs Butler		69-71	L 8037	(17)HARANGODY, Luke (17)FALLS, Colin	(10)HARANGODY, Luke
11-14-06	6:00 p.m.	@ vs Lafayette	W	92-60	9594	(20)CARTER, Russell	(8)KURZ, Rob
11-19-06	4:00 p.m.	THE CITADEL	W	74-50	8351	(18)HARANGODY, Luke	(7)FALLS, Colin (7)KURZ, Rob
11-27-06	7:30 p.m.	LEHIGH	W	93-87	8178	(25)KURZ, Rob	(8)KURZ, Rob
11-29-06	7:30 p.m.	WINSTON-SALEM	W	90-45	8067	(18)KURZ, Rob	(10)KURZ, Rob
12-03-06	6:30 p.m.	# vs Maryland	W	81-74	16924	(18)McALARNEY, Kyle	(9)HILLESLAND, Zach
12-07-06	9:00 p.m.	ALABAMA	W	99-85	10107	(27)CARTER, Russell	(12)KURZ, Rob

* = Conference game
 ! = Dick's Sporting Goods Preseason NIT (First Round)
 @ = Dick's Sporting Goods Preseason NT (Consolation)
 # = BB&T Classic (Washington, D.C.)

ATTENDANCE SUMMARY	GAMES	TOTALS	AVG/GAME
HOME.....	5	43381	8676
AWAY.....	0	0	0
NEUTRAL.....	3	34555	11518
TOTAL.....	8	77936	9742