



NOTRE DAME

HOCKEY

FIGHTING IRISH MEDIA

Director Athletics Communications	
Dan Collieran	dcollieran@nd.edu 574-339-9810 (cell)

GAME 21 #2/1 NOTRE DAME AT MICHIGAN

GAME INFORMATION

Game 21	Friday, Jan. 5 6:30 PM	Yost Ice Arena Ann Arbor, Michigan
Records	Notre Dame Fighting Irish 16-3-1, 10-0-0 B1G	Michigan Wolverines 8-8-2, 3-5-2-1 B1G
TV & Streaming Coverage	TV: Big Ten Network Streaming: BTN2Go	Dan Kelly (PxP), Fred Pletsch (analyst)
Radio/Audio Coverage	WZOC 94.3 FM (South Bend) & UND.com	Darin Pritchett (play-by-play)

THE SERIES

All-Time	UM, 74-56-5	Last: UM, 3-2 ot March 25, 2016 U.S. Bank Arena Cincinnati, Ohio
At UM	UM, 40-24-3	Last: ND, 4-1 Nov. 16, 2012 Yost Ice Arena

COUNTDOWN TO PUCK DROP

434	Over Notre Dame's 13-game winning streak, Cale Morris has stopped 434 of the 452 shots he has faced for a .960 save percentage.
139	Senior defenseman Jordan Gross has skated in 139 consecutive games to start his Irish career.
29	Notre Dame won 29 games in the 2017 calendar year, the second most in the NCAA (Denver ranked first with 31).
28	Jake Evans (7-21-28) enters Friday tied for the NCAA lead in points with Western Michigan's Wade Allison (15-13-28) and Michigan's Cooper Marody (7-21-28).
17	With 17 points (5-12-17), Jordan Gross is tied for sixth in the NCAA in scoring among defensemen (second among Big Ten defensemen).
16	Notre Dame's 16 wins (16-3-1) on the season are tied with Clarkson (16-3-1) for the most in the country.
13	Head coach Jeff Jackson is in his 13th season behind the Notre Dame bench. He has led the Irish to eight NCAA tournament appearances and three Frozen Fours.
10	The Fighting Irish have opened Big Ten play with a 10-0-0-0 record, becoming the first team in league history to open league play with 10 straight wins.
.954	Cale Morris (15-1-0) has a .954 save percentage on the season, which ranks first in the NCAA.

WHAT'S INSIDE

1	Overview & Schedule
2-7	Notes
2	Quick Facts
3	Numerical Roster / Pronunciations
3	Current Irish In The NHL Draft
4	Geographic Breakdown
4	2017-18 Honors & Awards
5	Major/College Breakdown
6	National Polls

WHAT'S INSIDE

8	Series History
9-10	Head Coach Jeff Jackson
11	2017-18 Record When ...
12-13	The Last Time
14-18	2017-18 Stats
19-32	Player Notes & Career Stats
33-37	2017-18 Box Scores

2017-18 SCHEDULE

Date	ND Rk	Opp Rk	Opponent	Location	TV	Time/Score
Oct. 1	8/8	--/--	USNTDP (exh.)	Notre Dame, IN	--	W, 4-3
Oct. 6	8/8	--/--	Alabama Huntsville	Notre Dame, IN	NBCSC+	W, 5-3
Oct. 7	8/8	--/--	Alabama Huntsville	Notre Dame, IN	NBCSC+	W, 4-0
Oct. 13	4/6	1/1	Denver	Notre Dame, IN	NBCSN	T, 2-2 (ot)
Oct. 14	4/-6	1/1	Denver	Notre Dame, IN	NBCSN	L, 4-2
Oct. 19	5/6	--/--	Sacred Heart	Notre Dame, IN	NBCSC+	L, 6-4
Oct. 20	5/6	--/--	Sacred Heart	Notre Dame, IN	NBCSC+	W, 3-1
Oct. 26	8/t8	RV/--	Omaha	Notre Dame, IN	NBCSC+	L, 6-4
Oct. 27	8/t8	RV/--	Omaha	Notre Dame, IN	NBCSC+	W, 5-4
Nov. 3	10/10	16/RV	at Ohio State	Columbus, OH	BTN	W, 4-1
Nov. 4	10/10	16/RV	at Ohio State	Columbus, OH	--	W, 3-2
Nov. 10	6/6	19/RV	Penn State	Notre Dame, IN	--	W, 5-3
Nov. 11	6/6	19/RV	Penn State	Notre Dame, IN	NBCSN	W, 1-0
Nov. 17	4/4	--/--	at RPI	Troy, NY	--	W, 4-1
Nov. 18	4/4	--/--	at RPI	Troy, NY	--	W, 1-0 (ot)
Nov. 24	4/4	6/6	Minnesota	Notre Dame, IN	NBCSN	W, 1-0
Nov. 25	4/4	6/6	Minnesota	Notre Dame, IN	NBCSC+	W, 5-2
Dec. 1	4/3	RV/--	at Michigan State	East Lansing, MI	--	W, 3-1
Dec. 2	4/3	RV/--	at Michigan State	East Lansing, MI	--	W, 2-0
Dec. 8	4/4	12/12	at Wisconsin	Madison, WI	BTN	W, 3-2
Dec. 9	4/4	12/12	at Wisconsin	Madison, WI	FSW+	W, 6-2
Jan. 5	2/1	RV/--	at Michigan	Ann Arbor, MI	BTN	6:30 p.m.
Jan. 7	2/1	RV/--	Michigan	Notre Dame, IN	NBCSN	3:05 p.m.
Jan. 19	--/--	--/--	Wisconsin	Notre Dame, IN	NBCSC+	7:35 p.m.
Jan. 21	--/--	--/--	Wisconsin	Chicago, IL	NBCSN	3:05 p.m.
Jan. 26	--/--	--/--	at Minnesota	Minneapolis, MN	ESPN2	8:00 p.m.
Jan. 27	--/--	--/--	at Minnesota	Minneapolis, MN	FSN+	8:00 p.m.
Feb. 2	--/--	--/--	at Penn State	State College, PA	BTN	6:30 p.m.
Feb. 3	--/--	--/--	at Penn State	State College, PA	--	4:00 p.m.
Feb. 9	--/--	--/--	Ohio State	Notre Dame, IN	NBCSN	7:35 p.m.
Feb. 10	--/--	--/--	Ohio State	Notre Dame, IN	--	7:05 p.m.
Feb. 16	--/--	--/--	Michigan	Notre Dame, IN	--	7:35 p.m.
Feb. 18	--/--	--/--	at Michigan	Ann Arbor, MI	BTN	5:30 p.m.
Feb. 23	--/--	--/--	Michigan State	Notre Dame, IN	--	7:35 p.m.
Feb. 24	--/--	--/--	Michigan State	Notre Dame, IN	--	7:05 p.m.
March 2-4			B1G Round One	Campus Sites		
March 10			B1G Semifinals	Campus Sites		
March 17			B1G Championship	Campus Site		

Rankings: USCHO.com/USA Today/USA HM; ranking listed at time of game

All times Eastern

TV: NBC Sports Network [NBCSN] | Big Ten Network [BTN] | NBC Sports Chicago Plus [NBCSC+] | Fox Sports Wisconsin Plus [FSW+] | Fox Sport Northwest Plus [FSN+]

UNIVERSITY INFORMATION

School	University of Notre Dame
Location	Notre Dame, IN 46556
Founded	1842
Enrollment	8,530 (undergraduate), 12,393 (total)
Nickname	Fighting Irish
Colors	Gold and Blue
Affiliation	NCAA Division I
Conference	Big Ten (B1G)
President	Rev. John I. Jenkins
Provost	Thomas Burish
NCAA Faculty Representative	Patricia Bellia (Harvard '91)
Athletics Director	Jack Swarbrick (Notre Dame '76)
Sr. Assoc. Athletic Director/Sport Admin.	Tom Nevala (Notre Dame '90)
Ticket Office Phone	(574) 631-7356
Home Ice (capacity)	Compton Family Ice Arena (5,022) Charles "Lefty" Smith Rink
Ice Surface	200 x 90

HOCKEY STAFF INFORMATION

Head Coach	Jeff Jackson (Michigan State '78)
Record at Notre Dame	284-170-53 (13th season)
Record Overall	466-222-78 (19th season)
Big Ten Record	10-0-0-0
Associate Head Coach	Paul Pooley (Ohio State '84)
Associate Head Coach	Andy Slaggert (Notre Dame '89)
Volunteer Assistant Coach	Zack Cisek (Michigan State '15)
Coordinator of Hockey Operations	Nick Seirgiej (Wisconsin-River Falls '06)
Athletic Trainer	Kevin Ricks
Equipment Specialist	Ron Grove
Strength and Conditioning Coach	Tony Rolinski
Senior Managers	Emily Hession & Jenna Sobczyk
Administrative Assistant	Sue Halasz
Hockey Office Phone	(574) 631-3630

TEAM INFORMATION

2016-17 Overall Record	23-12-5
2016-17 Hockey East Record/Finish	12-6-4 (4th)
2016-17 Post Season	Hockey East Quarterfinals NCAA Frozen Four
Letter Winners Returning	21 (12 forwards, 8 defensemen, 1 goaltender)
Letter Winners Lost	5 (2 forwards, 1 defenseman, 2 goaltenders)
Newcomers	7 (4 forwards, 1 defenseman, 2 goaltenders)
2017-18 Captain	Jake Evans
2017-18 Alternate Captains	Luke Ripley, Andrew Oglevie, Jordan Gross
NCAA Appearances	Nine (Last: 2017)
NCAA Frozen Four Appearances	Three (2008, 2011, 2017)
All-Americans	13 players/14 times (Last: Anders Bjork in 2017)
Academic All-Americans	Nine (Last: Peter Schneider in 2015)

FOR STARTERS

- Notre Dame returns from break riding a 13-game winning streak, which dates back to a 5-4 home win over Omaha on Oct. 27 at the Compton Family Ice Arena.
- Before break, the Irish posted their first ever sweep at Wisconsin, erasing a two-goal third period deficit to take game one, 3-2, on Dec. 8, and following with a 6-2 win at Wisconsin on Dec. 9.
- Cal Burke notched his first career hat trick in that 6-2 victory to close out the first semester.
- Notre Dame's 13-game winning streak is the longest active winning streak in the country and also marks the longest in program history while competing in an NCAA Division I conference.
- Notre Dame is also 10-0-0 in conference play this season, making it the first Big Ten team ever to win its first 10 conference contests of the season.
- The Fighting Irish are the second Big Ten team to go undefeated through 10 games and the first since Minnesota started 2013-14 with a 10-game unbeaten streak to open conference play (8-0-2-0).
- Notre Dame is also the only team in the country without a road loss (8-0-0).
- Notre Dame's eight road victories are tied with Minnesota State (8-3-0 on the road) for the most in the country.
- The Irish have also won 14 of their last 15 games.
- Andrew Oglevie (1-3-4) and Dylan Malmquist (2-2-4) each have three-game point streaks.
- Dennis Gilbert (1-2-3) and Mike O'Leary (1-1-2) each have two-game point streaks, while Cal Burke has seven goals over the last five games.
- Notre Dame's 29 wins in the calendar year of 2017 ranked second in the NCAA (Denver was first with 31).

#1

- The Irish took over the top spot in the latest USA Today/USA Hockey Magazine poll while also moving up to No. 2 in the USCHO.com poll (both were released on Jan. 2).
- Notre Dame was last ranked No. 1 in the USCHO.com preseason poll released on Sept. 27, 2011.
- The number one ranking marks the seventh time in program history that the Irish have been ranked at the top for at least one week during a season.

MEDIA INFORMATION

Director of Athletics Communications (Hockey Contact)	Dan Colleran
Office Phone Cell Phone	574-631-7519 574-339-9810
Email	dcollera@nd.edu
Compton Family Ice Arena Press Box Phone	574-631-4899
Mailing Address	University of Notre Dame 100 Compton Family Ice Arena Notre Dame, IN 46629
Media Availability	Coach Jackson and requested players are generally available once per week and then after a post-game cooling off period. Please contact Dan Colleran with requests or to be added to the email distribution list regarding availability.
Credentials	Please email Dan Colleran with any credential requests at least five days prior to a game. Media will call (at the front entrance) opens one hour before puck drop.
Parking	Parking for games at the Compton Family Ice Arena is on a first come, first served basis but media are encouraged to park at nearby Innovation Park.

No.	Name	Pos.	Ht.	Wt.	Cl.	Hometown/Last Team
1	Dylan St. Cyr	G	5-9	170	Fr.	Northville, MI/USNTDP
2	Tony Bretzman	D	5-11	175	Sr.	Mendota Heights, MN/Langley (BCHL)
3	Jordan Gross	D	5-10	186	Sr.	Maple Grove, MN/Green Bay (USHL)
4	Dennis Gilbert	D	6-2	220	Jr.	Buffalo, NY/Chicago Steel (USHL)
5	Matt Hellickson	D	6-1	182	Fr.	Rogers, MN/Sioux City (USHL)
6	Tory Dello	D	6-0	190	So.	Crystal Lake, IL/Tri-City (USHL)
8	Matt Steeves	F	6-1	201	Fr.	Bedford, NH/Muskegon (USHL)
9	Dawson Cook	F	6-2	213	Sr.	Cadillac, MI/Green Bay (USHL)
11	Cal Burke	F	5-10	184	So.	Boxborough, MA/Cedar Rapids (USHL)
12	Felix Holmberg	F	5-10	175	So.	Stockholm, SWE/AIK J20
13	Colin Theisen	F	6-0	192	Fr.	Monroe, MI/Dubuque Fighting (USHL)
14	Max Eisenmenger	F	6-4	196	Fr.	Münster, GER/ Djurgårdens IF J20
15	Andrew Oglevie	F	5-10	181	Jr.	Fullerton, CA/Cedar Rapids (USHL)
17	Pierce Crawford	F	5-10	188	Fr.	Park Ridge, IL/Youngstown (USHL)
18	Jake Evans	F	6-0	191	Sr.	Toronto, ONT/St. Michael's (USHL)
19	Mike O'Leary	F	6-1	195	So.	Halifax, NS/Dubuque (USHL)
20	Justin Wade	D	6-1	220	Sr.	Aurora, IL/Cedar Rapids (USHL)
21	Joe Wegwerth	F	6-3	230	Jr.	Brewster, NY/Cedar Rapids (USHL)
22	Andrew Peeke	D	6-2	200	So.	Parkland, FL/Green Bay (USHL)
23	Luke Novak	F	6-0	182	So.	Waukesha, WI/New Jersey (USPHL)
24	Luke Ripley	D	6-5	207	Sr.	Kitimat, BC/Powell River (BCHL)
25	Dylan Malmquist	F	5-11	185	Jr.	Edina, MN/Edina HS
26	Cam Morrison	F	6-3	212	So.	Aurora, ONT/Youngstown (USHL)
27	Bobby Nardella	D	5-9	175	Jr.	Rosemont, IL/Tri-City (USHL)
28	Jack Jenkins	F	5-11	192	Jr.	Lake Bluff, IL/Fargo (USHL)
29	Bo Brauer	F	6-3	210	Sr.	Edina, MN/Nanaimo Clippers (BCHL)
32	Cale Morris	G	6-1	190	So.	Larkspur, CO/Waterloo (USHL)
33	Nick Sanford	G	6-1	180	Fr.	Morristown, NJ/Boston (USPHL)

13 Colin Thiesen	Ty-sin
14 Max Eisenmenger	EYES-zen-men-ger
25 Dylan Malmquist	Mallmm-quist
32 Cale Morris	Kale (rhymes with male)

COACHING STAFF	
Head Coach	Jeff Jackson (Michigan State '78)
Associate Head Coach	Paul Pooley (Ohio State '84)
Associate Head Coach	Andy Slaggert (Notre Dame '89)
Volunteer Assistant Coach	Zack Cisek (Michigan State '15)
Coordinator of Hockey Operations	Nick Seirgiej (Wisconsin-River Falls '06)
Athletic Trainer	Kevin Ricks
Equipment Specialist	Ron Grove
Strength and Conditioning Coach	Tony Rolinski

- During the 2006-07 season, Notre Dame was ranked No. 1 for seven straight weeks from Feb. 5 to March 25.
- During the 2008-09 campaign, the Irish were No. 1 from Dec. 1 to Jan. 26, a span covering seven weeks.
- The Irish moved into first in the USA Today poll again on Feb. 23, 2009 for the second time that season and on March 15, 2009 were ranked No. 1 in the USCHO.com poll. T
- Notre Dame was also No. 1 for one week during the 1976-77 season.
- It marks the first Big Ten team to achieve the top ranking since Penn State was ranked No. 1 in the Jan. 16, 2017 polls.

EVANS A 2017 SPENGLER CUP CHAMPION

- Over the semester break, senior captain Jake Evans (Toronto, Ontario) helped Team Canada capture the 2017 Spengler Cup Championship in Davos, Switzerland.
- Evans played all four games for Team Canada, which recorded preliminary wins over Mountfield HK (5-3) and HC Davos (4-1) and then posted a 5-2 win in the semifinals over Mountfield HK (Dec. 30) and followed with a 3-0 championship game victory over Team Switzerland (Dec. 31).
- It marked Canada's third consecutive Spengler Cup Championship and 15th overall.
- The Spengler Cup, widely considered the oldest invitational hockey tournament in the world, dates back to 1923 and the 2017 version marked the 91st edition of the tournament.
- Hockey Canada officials were using the Spengler Cup as an evaluation tool to help determine their roster for the upcoming XXIII Olympic Winter Games in PyeongChang, South Korea (Feb. 9-25, 2018).
- Evans was one of four NCAA players to make Canada's roster as he was joined by the Northeastern duo of Jeremy Davies and Dylan Sikura as well as Boston University's Brandon Hickey.
- The tournament marked Evans' first appearance with the Canadian National Team (senior) and it was his first time suiting up for his country since playing in the World Junior A Challenge (2013/14).

13-GAME WINNING STREAK

- Notre Dame is on a 13-game winning streak, which is the longest active winning streak in the country.
- It is the longest Fighting Irish winning streak under head coach Jeff Jackson and the longest winning streak during a season in which Notre Dame competed in an NCAA

CURRENT IRISH IN THE NHL DRAFT						
	Jake Evans	2014	Seventh Round	207th Overall	Montreal Canadiens	
	Joe Wegwerth	2014	Fourth Round	92th Overall	Florida Panthers	
	Dennis Gilbert	2015	Third Round	91st Overall	Chicago Blackhawks	
	Cam Morrison	2016	Second Round	40th Overall	Colorado Avalanche	
	Andrew Peeke	2016	Second Round	34th Overall	Columbus Blue Jackets	
	Matt Hellickson	2017	Seventh Round	214th Overall	New Jersey Devils	

WHERE THEY'RE FROM	
California (1)	
Andrew Oglevie	Fullerton, California
Colorado (1)	
Cale Morris	Larkspur, Colorado
Florida (1)	
Andrew Peeke	Parkland, Florida
Illinois (5)	
Tory Dello	Crystal Lake, Illinois
Bobby Nardella	Rosemont, Illinois
Jack Jenkins	Lake Bluff, Illinois
Pierce Crawford	Park Ridge, Illinois
Justin Wade	Aurora, Illinois
Massachusetts (1)	
Cal Burke	Boxborough, Massachusetts
Michigan (3)	
Dawson Cook	Cadillac, Michigan
Dylan St. Cyr	Northville, Michigan
Colin Theisen	Monroe, Michigan
Minnesota (5)	
Tony Bretzman	Mendota Heights, Minnesota
Jordan Gross	Maple Grove, Minnesota
Dylan Malmquist	Edina, Minnesota
Bo Brauer	Edina, Minnesota
Matt Hellickson	Rogers, Minnesota
New Hampshire (1)	
Matt Steeves	Bedford, New Hampshire
New Jersey (1)	
Nick Sanford	Morristown, New Jersey
New York (2)	
Dennis Gilbert	Williamsville, New York
Joe Wegwerth	Brewster, New York
Wisconsin (1)	
Luke Novak	Waukesha, Wisconsin
Canada (4)	
Jake Evans	Toronto, Ontario
Cam Morrison	Aurora, Ontario
Mike O'Leary	Halifax, Nova Scotia
Luke Ripley	Kitimat, British Columbia
Sweden (1)	
Felix Holmberg	Stockholm, Sweden
Germany (1)	
Max Eisenmenger	Münster, Germany

Div. I conference.

- The only other times Notre Dame won at least 13 games in a row occurred during the 1983-84 season (15 consecutive wins from Nov. 4, 1983 - Jan. 21, 1984) and the 1987-88 season (14 consecutive wins from Dec. 11, 1987 - Feb. 13, 1988).
- The Irish competed under club status for the 1983-84 season and then were an independent during the 1987-88 season.
- Notre Dame's previous longest winning streak under coach Jackson was 10 games from Feb. 13 - March 21, 2009.
- Jackson's longest career winning streak came with Lake Superior when his team won 15 consecutive games from Jan. 19 - March 9, 1991 as part of a 28-game unbeaten stretch by the Lakers.
- It is also Notre Dame's longest unbeaten streak since Oct. 31, 2008 - Jan. 17, 2009 when the Irish went 17-0-3 over a span of 20 games.
- Cale Morris has started each game during the current 13-game winning streak, posting a 1.38 goals-against average and a .960 save percentage to go along with four shutouts.
- Jake Evans (4-12-16), Cal Burke (10-3-13) and Colin Theisen (4-6-10) have led a balanced Irish offensive attack during the win streak.
- Fifteen Irish skaters have totaled at least three points during the winning streak, while 13 players have scored at least two goals.

PEEKE ON USA DUTY

- Sophomore defenseman Andrew Peeke, who played in all 20 Notre Dame games during the first semester, is with Team USA for the 2018 IIHF World Junior Championship, which is taking place in Buffalo, N.Y. (Dec. 26, 2017 - Jan. 5, 2018).
- Peeke's teammates on Team USA include Michigan's Quinn Hughes, Will Lockwood and Josh Norris.
- Peeke and Team USA posted a 4-2 win over Russia in the quarterfinals (Jan. 2) and will now play Sweden at 4 p.m. ET on Thursday, Jan. 4.
- Peeke has played in all five Team USA games thus far, totaling a goal and an assist for two points.
- Current Boston Bruins forward Anders Bjork is the most recent Irish player to make Team USA's World Junior Championship team (2015-16).
- Dating back to 1997, 19 Notre Dame players have taken part in the IIHF World Junior Championships.
- Bjork and Team USA went on to win the bronze in Helsinki, to become the fifth Notre Dame player to medal at the prestigious event.
- Notre Dame's other medalists include Mario Lucia (gold in 2013), Kyle Palmieri (gold

2017-18 HONORS & AWARDS

Player	Year	Pos.	Awards
Cal Burke	So.	F	• Big Ten Third Star of the Week (Dec. 12)
Jake Evans	Sr.	F	• Spengler Cup Champion/Team Canada (Dec. 31) • Senior Class Award Candidate (Nov. 1) • Big Ten Second Star of the Week (Oct. 10) • Big Ten Third Star of the Week (Oct. 31) • 2017-18 Big Ten Preseason Watch List (Sept. 18)
Dennis Gilbert	Jr.	D	• 2017-18 Preseason All-CHN First Team (Sept. 20)
Jordan Gross	Jr.	D	• Big Ten Third Star of the Week (Oct. 10) • 2017-18 Big Ten Preseason Watch List (Sept. 18) • 2017-18 Preseason All-CHN Second Team (Sept. 20)
Cale Morris	So.	G	• Hockey Commissioners' Association (HCA) Player of the Month (Dec. 6) • Big Ten First Star of the Week (Nov. 14/21/28, Dec. 5) • Big Ten Second Star of the Week (Nov. 7)
Notre Dame			• College Hockey News Team of the Week (Nov. 29)

2017-18 ROSTER BY SCHOOL AND/OR MAJOR

Marketing (Mendoza College of Business)
Bo Brauer (Sr.)
Dawson Cook (Sr.)
Finance (Mendoza College of Business)
Tony Bretzman (Sr.)
Luke Ripley (Sr.)
Jack Jenkins (Jr.)
Dylan Malmquist (Jr.)
Management Consulting (Mendoza College of Business)
Jake Evans (Sr.)
Jordan Gross (Sr.)
IT Management (Mendoza College of Business)
Justin Wade (Sr.)
Political Science (College of Arts and Letters)
Dennis Gilbert (Jr.)
Bobby Nardella (Jr.)
Andrew Oglevie (Jr.)
Joe Wegwerth (Jr.)
College of Arts and Letters
Tory Dello
Mendoza College of Business
Cal Burke (So.)
Felix Holmberg (So.)
Cale Morris (So.)
Cam Morrison (So.)
Luke Novak (So.)
Michael O'Leary (So.)
Andrew Peeke (So.)
First Year of Studies
Pierce Crawford (Fr.)
Max Eisenmenger (Fr.)
Matt Hellickson (Fr.)
Dylan St. Cyr (Fr.)
Nick Sanford (Fr.)
Matt Steeves (Fr.)
Colin Theisen (Fr.)

in 2010 and bronze in 2011), Kyle Lawson (bronze in 2007) and Ben Simon (silver in 1997).

AMONG THE NCAA LEADERS

- Jake Evans enters Friday tied for the NCAA lead with 28 points and 21 assists.
- Evans also leads the nation with 21 even strength points and five games with at least three points and nine games with at least two points.
- Evans ranks second nationally in faceoff wins (277) and in plus/minus (+19).
- Evans' 1.50 points per game average ranks tied for fifth nationally.
- Jordan Gross (5-12-17) ranks tied for sixth in scoring among defensemen in the NCAA.
- Gross' 78 shots on goal lead all defensemen and ranks seventh among all skaters, while his 3.90 shots on goal per game average ranks first among defensemen and 11th nationally.
- Andrew Oglevie, Jake Evans and Cal Burke are tied for fifth with three game-winning goals each.
- Cale Morris has a .954 save percentage, which ranks first in the country and his 15 wins rank second.
- Morris ranks second in the NCAA with a 1.53 goals-against average and his four shutouts are tied for second.
- The Fighting Irish are the only team in the country without a road loss (8-0-0) and their eight road wins are tied for the NCAA lead.
- Fighting Irish defensemen have scored 57 points this season, which ranks second in the NCAA behind only Penn State (63).
- Notre Dame's defensemen are combining for a 2.85 points-per game average, which ranks fourth nationally.
- Notre Dame is giving up just 2.00 goals-against per game, which ranks third in the NCAA.

THE SERIES/CONNECTIONS (PG. 8: SERIES G-B-G)

- Former CCHA rivals, Michigan and Notre Dame have played 135 times (Michigan leads the series 74-56-5) dating back to 1921.
- The teams' last meeting came in the first round of the NCAA Tournament on March 25, 2015 when the Wolverines defeated the Irish 3-2 in overtime at the U.S. Bank Arena in Cincinnati, Ohio.
- Anders Bjork had a goal and an assist in that game against the Wolverines, while Thomas DiPauli netted Notre Dame's other tally and Cal Petersen finished with 32 saves.
- Prior to the 2015 NCAA meeting, the teams' last meetings came during the 2012-13 season when Notre Dame went 5-0-0 against the Wolverines, including a 3-1 victory in the championship game of the CCHA tournament.
- Notre Dame and Michigan's other meeting in the NCAA Tournament came at the 2008 Frozen Four (Denver, Colorado) when the Irish posted a 5-4 overtime win to advance to the NCAA championship game for the first time in program history.
- Calle Ridderwall scored the game-winning goal in that contest at the 5:44 mark of overtime.
- The Irish and Wolverines met each season from 1991-92 to 2012-13.
- Notre Dame recognizes the first official meeting as a 3-2 overtime win by the Fighting Irish on Jan. 17, 1922 at the Weinberg Coliseum in Ann Arbor, Michigan.
- Head Coach Jeff Jackson is 27-26-1 all-time against Michigan (including his time at Lake Superior State), while he is 9-5-0 all-time against the Wolverines in the playoffs.
- Jackson named current first-year Michigan head coach Mel Pearson as one of his Team USA assistant coaches for the 1997 IIHF World Junior Championship.
- Jackson and Pearson helped lead USA to the silver medal in that tournament in Switzerland.
- The current Notre Dame roster features three Michigan natives: Dawson Cook (Cadillac, Michigan), Dylan St. Cyr (Northville, Michigan) and Colin Theisen (Monroe, Michigan).

USCHO.com Division I Men's Poll (January 2, 2018)

Rk. Team (1st-place votes)	Record	Points	Last Week ¹
1. St. Cloud State (33)	12-2-3	970	1
2. Notre Dame(14)	16-3-1	936	3
3. Clarkson (1)	15-3-1	898	4
4. Denver (1)	11-5-4	826	2
5. Cornell (1)	11-2-0	823	5
6. North Dakota	10-5-5	766	6
7. Minnesota State	14-6-0	687	7
8. Ohio State	12-4-4	647	9
9. Northeastern	11-5-2	595	8
10. Minnesota	12-9-1	527	10
11. Providence	12-7-1	508	11
12. Western Michigan	11-8-1	456	12
13. Boston College	10-7-2	376	14
14. Penn State	11-7-2	325	15
15. Wisconsin	10-9-2	319	13
16. Minnesota Duluth	9-9-3	222	17
17. Colgate	8-6-4	164	18
18. Omaha	9-8-1	118	NR
19. Bowling Green	9-6-6	88	NR
20. New Hampshire	9-9-1	54	16

Others receiving votes: Canisius 39, Miami 38, Maine 21, Northern Michigan 20, Colorado College 19, Union 17, UMass Lowell 16, Boston University 6, Massachusetts 6, Michigan Tech 6, Michigan 4, Bentley 3.

USA Today/USA Hockey Magazine Poll (January 2, 2018)

Rk. Team	Points (1st-place votes)	Last Week	Record	In Poll
1. University of Notre Dame	488	3	16-3-1	13
2. St. Cloud State University	482	1	12-2-3	13
3. Clarkson University	450	4	15-3-1	11
4. Cornell University	394	5	11-2-0	7
5. University of Denver	382	2	11-5-4	13
6. University of North Dakota	336	6	10-5-5	13
7. Minnesota State University	288	7	14-6-0	12
8. Ohio State University	262	9	12-4-4	4
9. Northeastern University	236	8	11-5-2	12
10. University of Minnesota	204	10	12-9-1	13
11. Providence College	178	11	12-7-1	13
12. Western Michigan University	140	12	11-8-1	7
13. Penn State University	81	13	11-7-2	7
14. Boston College	70	14	10-7-2	5
15. University of Wisconsin	53	15	10-9-2	13

Others Receiving Votes: University of Minnesota Duluth, 18; Colgate University, 10; University of Nebraska Omaha, 6; Canisius College, 2.

Notre Dame in the Polls

Date	USCHO.com	USAToday
September 25 (Preseason)	8	8
October 2	n/a	8
October 9	4	6
October 16	5	6
October 23	8	t-8
October 30	10	10
November 6	6	6
November 13	4	4
November 20	4	4
November 27	4	3
December 4	3	3
January 2	2	1

BURKE BREAKING OUT

- Sophomore forward Cal Burke has put together a strong start to the season for the Irish.
- After scoring three goals and adding eight assists for 11 points in 35 games as a freshman, Burke has 12 goals and three assists for 15 points in 19 games as a sophomore.
- Burke, who sustained an injury at the end of the regular season during his freshman season and was forced to miss the playoffs, registered his first career hat trick in Notre Dame's 6-2 win at Wisconsin to close out the first semester (Dec. 9).
- It marked the first Fighting Irish hat trick since Steven Fogarty found the back of the net three times against Penn State on Oct. 16, 2015.
- Three of Burke's 12 goals this season have proven to be game winners.

MORRIS NAMED PLAYER OF THE MONTH

- Cale Morris was named the Hockey Commissioners' Association National Division I Player of the Month for November, the organization announced on Dec. 6.
- Morris led the nation in save percentage (.969) and goals-against average (1.12) in November while going 8-0-0 with three shutouts.
- Morris stopped 282 of the 291 shots he faced in November and all three of his shutouts came in 1-0 victories including a 1-0 win over No. 19 Penn State (33 saves), a 1-0 overtime win at RPI (25 saves) and a 1-0 win over No. 6 Minnesota (44).
- Morris had three games with at least 40 saves in the month of November as well.

STRONG START

- Notre Dame (15-3-1) won 15 of its first 19 games for the first time since the 2006-07 season when the Irish also got off to a 15-3-1 start (15th win came on Dec. 30, 2006).
- The Irish also last won 15 of their first 20 games in 2006-07 (16-3-1).
- Last season, Notre Dame's 15th win of the year came in game 28 (Feb. 4, 2017 vs. Vermont).
- On Saturday, Nov. 18, Notre Dame (10-3-1) and Clarkson (10-3-1) became the first two teams in the country to reach 10 wins on the season.
- It marked the first time Notre Dame won 10 of its first 14 games since 2012-13 (10-4-0) with that season's 10th win coming on Nov. 30, 2012.
- This season also marks the earliest the Irish reached 10 wins (based on date) since starting 2007-08 with a 10-4-0 record with that 10th win coming on Nov. 20 (same weekend of the season as Nov. 18 this year).

CAREER POINTS BY ND DEFENSEMEN

1. John Schmidt (1978-82), 28-95-123
2. Jeff Brownschidle (1977-81), 29-92-122
3. Jack Brownschidle (1973-77), 31-78-109
4. **Jordan Gross (2014-), 31-77-108**
5. Bob Thebeau (1982-86), 40-63-103
6. Paul Clarke (1973-77), 381-62-100

EVANS AND GROSS HIT 100

- With a pair of third period assists against Denver (Oct. 14), senior captain Jake Evans hit the 100-career points plateau.
- Evans became the 52nd player in program history to reach 100-career points and the first since Anders Bjork did so during the 2016-17 season.
- Senior defenseman Jordan Gross then hit the 100-career points milestone in Notre

Dame's 5-4 win over Omaha (Oct. 27), becoming the 53rd player in program history with 100 points.

- Gross is just the sixth defenseman in program history to reach the century mark and the first to do so since Bob Thebeau in 1985-86.

EVANS A SENIOR CLASS CANDIDATE

- Senior captain Jake Evans was named one of 20 2017-18 Senior CLASS Award® candidates (Nov. 1).
- To be eligible for the award, a student-athlete must be classified as an NCAA Div. I senior and have notable achievements in four areas of excellence: community, classroom, character and competition.
- The 20 candidates will be narrowed to 10 finalists in February, and those 10 names will be placed on the official ballot for a nationwide vote by media, coaches and fans.
- The Senior CLASS Award winner will be announced during the 2018 NCAA Men's Frozen Final Four® in April.

QUICK STRIKE GOALS

- In Notre Dame's 5-4 win over Omaha on Oct. 27, Cam Morrison and Jack Jenkins scored goals just 11 seconds apart in the second period.
- The 11 seconds between goals was just three seconds over the Notre Dame record of eight seconds, set by Erik Condra and Tom Sawatske in the third period of Notre Dame's game at Northern Michigan on Jan. 21, 2006.
- In Notre Dame's 3-2 win at Ohio State on Nov. 4, Dylan Malmquist and Jake Evans scored just 34 seconds apart to stake the Irish to a 3-0 lead midway through the second period.
- Evans and Cal Burke scored 47 seconds apart midway through the first period to give the Irish a 2-0 lead in an eventual 4-1 win at RPI (Nov. 17).
- Evans and Burke also scored 62 seconds apart in Notre Dame's 3-1 win at Michigan State, turning a 1-0 second period deficit into a 2-1 lead midway through the middle frame.

OGLEVIE'S BUZZER BEATERS

- Junior forward Andrew Oglevie scored a pair of buzzer-beating goals in Notre Dame's 4-0 win over Alabama Huntsville (Oct. 7).
- Both of Oglevie's goals were scored with under 1.0 second remaining in the first and second periods, respectively.

WINTER CLASSIC AT ND STADIUM

- The 2019 Bridgestone NHL Winter Classic® will feature the Chicago Blackhawks® and Boston Bruins® outdoors on Jan. 1, 2019, at Notre Dame Stadium, home of the University of Notre Dame Fighting Irish, the National Hockey League (NHL®) announced on Nov. 18.
- The 2019 Bridgestone NHL Winter Classic® will be broadcast live on NBC, Sportsnet and TVA Sports.
- Additional details including game time, ticket information and other events surrounding the game will be announced in the coming months.

IRISH HEADING BACK TO CHICAGO

- Notre Dame and Wisconsin have agreed to play a pair of Big Ten games at the United Center in Chicago, beginning with this season's game on Jan. 21, 2018.
- The game is scheduled to start at 3 p.m. ET/ 2 p.m. CT and will air on NBCSN.
- The teams will also play one of Wisconsin's home games at the United Center in 2018-19.

YEAR ONE IN THE B1G

- Notre Dame is in the midst of its first season as an affiliate member of the Big Ten Conference in 2017-18.
- Coach Jackson will oversee the Fighting Irish in a third conference, having spent his first eight seasons with the Irish in the CCHA and the previous four seasons in Hockey East.
- Big Ten hockey features seven teams this season and each team will play 24 conference games.
- For all conference games, as well as home non-conference games, the Irish will follow B1G protocol and if the game remains tied after a five-minute overtime, there will be a shootout (three players per team).
- In a league game, the results of the shootout count towards league standings. In non-conference games, the results are for exhibition purposes.
- The 2018 Big Ten Tournament will feature a three-weekend format with all games taking place on the campus of the higher-seeded teams.
- The tournament will open March 2-4 with three best-of-three quarterfinal series, as the second-, third- and fourth-seeded teams will each host a series.
- The top-seeded team will have a bye to the single-elimination semifinals, which are scheduled for Saturday, March 10.
- The highest-seeded team remaining after the semifinals will host a championship game scheduled for Saturday, March 17.

TELEVISION

- Notre Dame will once again be one of college hockey's most televised teams in 2017-18.
- The NBC Sports Group will televise and/or stream 19 Notre Dame regular-season home games, including NBCSN games against Denver (Oct. 13-14), Penn State (Nov. 11), Minnesota (Nov. 24), Michigan (Jan. 7), Wisconsin (Jan. 21) and Ohio State (Feb. 9).
- It marks the fifth consecutive season of NBC Sports coverage for the Irish.
- ESPN2 will carry the road game at Minnesota on Friday, Jan. 26.
- Notre Dame will also appear on the Big Ten Network for five road games as well.

IRISH IN THE NHL

- Eight former Notre Dame hockey players have appeared in the National Hockey League thus far in the 2017-18 season, led by the NHL's second-leading scorer Anders Lee (as of Jan. 2, Lee had 24 goals along with Alex Ovechkin, one behind Nikita Kucherov).
- Additional Irish alumni to appear in the NHL this season include, back-to-back defending Stanley Cup Champions Ian Cole and Bryan Rust (Pittsburgh), rookie Anders Bjork (Boston), Vince Hinostroza (Chicago), Stephen Johns (Dallas), Kyle Palmieri (New Jersey) and Riley Sheahan (Pittsburgh).
- Bjork became the 17th former Irish player under Jeff Jackson to reach the NHL and the program's 31st overall when Boston opened the season with a home win against Nashville on Oct. 5 (Bjork had an assist in that win).
- Sheahan was traded from Detroit to Pittsburgh on Oct. 21, where he joins Cole and Rust (at Notre Dame, he played with Cole during the 2009-10 season and with Rust during the 2010-11 and 2011-12 seasons).
- Last season (2016-17), a program-record 10 former Notre Dame hockey players played in the NHL (nine was the previous high in 2011-12).
- The 2016-17 season also included several stretches where eight former Irish players were in the league at the same time, marking the first time in program history eight former players were on active NHL rosters at the same time (now has happened in back-to-back seasons).
- Prior to Bjork, Robbie Russo (Detroit) and T.J. Tynan (Columbus) were the most recent former Irish players to make their NHL debuts when they both did so on March 7, 2017.
- Also during the 2016-17 season, Rust became the third former Irish player to record an NHL hat trick, joining Palmieri (1) and Dave Poulin (5) and Lee totaled 34 goals to set the record for goals in an NHL season by a former Irish player.
- With Pittsburgh winning the 2017 Stanley Cup, Rust and Cole became the third and fourth former Irish players to win back-to-back Stanley Cup Championships, joining Bill Nyrop (Montreal '76-'77-'78) and Don Jackson (Edmonton '84-'85).



MICHIGAN (HEADING INTO WEEKEND SERIES)

Series: UM leads 74-56-5 (135 games)
 At Notre Dame: ND leads 27-24-2
 At Michigan: UM leads 40-24-3
 At Neutral Sites: UM leads 10-5-0
 Overtime Wins: ND 7, UM 7
 One-Goal Wins: UM 22, ND 18
 Last Meeting: March 25, 2016 (UM 3-2)
 Current Streak: UM 1 win

ALL-TIME SERIES RECORD

Year	Host	Site	Arena	Win	Loss	Tie	Result
1921-22	Michigan	Ann Arbor, Mich.	Weinburg Coliseum	W (OT)			3-2
	Notre Dame	Notre Dame, Ind.	Badin Rink		W (OT)		7-4
1922-23	Notre Dame	Notre Dame, Ind.	Badin Rink	W			3-2
	Michigan	Ann Arbor, Mich.	Weinburg Coliseum	W			5-1
1923-24	Michigan	Ann Arbor, Mich.	Weinburg Coliseum		L		1-3
	Notre Dame	Notre Dame, Ind.	Badin Rink		L		1-2
1970-71	Michigan	Ann Arbor, Mich.	Yost Ice Arena	W			4-2
	Michigan	Ann Arbor, Mich.	Yost Ice Arena	W			5-4
1971-72	Michigan	Ann Arbor, Mich.	Yost Ice Arena		L		5-6
	Michigan	Ann Arbor, Mich.	Yost Ice Arena		L		5-6
	Notre Dame	Notre Dame, Ind.	Joyce Center	W			7-2
	Notre Dame	Notre Dame, Ind.	Joyce Center	W			9-4
1972-73	Notre Dame	Notre Dame, Ind.	Joyce Center	W			5-2
	Notre Dame	Notre Dame, Ind.	Joyce Center	W			8-5
	Michigan	Ann Arbor, Mich.	Yost Ice Arena	W			3-2
	Michigan	Ann Arbor, Mich.	Yost Ice Arena	W			4-3
1973-74	Notre Dame	Notre Dame, Ind.	Joyce Center	W			4-2
	Notre Dame	Notre Dame, Ind.	Joyce Center		L		2-4
1974-75	Notre Dame	Notre Dame, Ind.	Joyce Center	W (OT)			5-4
	Notre Dame	Notre Dame, Ind.	Joyce Center		L (OT)		4-5
	Michigan	Ann Arbor, Mich.	Yost Ice Arena		L		4-7
	Michigan	Ann Arbor, Mich.	Yost Ice Arena	W			7-4
1975-76	Notre Dame	Notre Dame, Ind.	Joyce Center	W			5-3
	Notre Dame	Notre Dame, Ind.	Joyce Center		L		6-9
	Michigan	Ann Arbor, Mich.	Yost Ice Arena	W (OT)			4-3
	Michigan	Ann Arbor, Mich.	Yost Ice Arena		L		3-10
	Michigan	Ann Arbor, Mich.	Yost Ice Arena		L		3-8
	Michigan	Ann Arbor, Mich.	Yost Ice Arena	W			5-4
1976-77	Michigan	Ann Arbor, Mich.	Yost Ice Arena		L		6-7
	Michigan	Ann Arbor, Mich.	Yost Ice Arena	W			6-5
	Notre Dame	Notre Dame, Ind.	Joyce Center	W (OT)			4-3
	Notre Dame	Notre Dame, Ind.	Joyce Center	W			7-3
1977-78	Notre Dame	Notre Dame, Ind.	Joyce Center		L		3-5
	Notre Dame	Notre Dame, Ind.	Joyce Center		L		5-7
	Michigan	Ann Arbor, Mich.	Yost Ice Arena	W			7-4
	Michigan	Ann Arbor, Mich.	Yost Ice Arena	W			5-1
1978-79	Notre Dame	Notre Dame, Ind.	Joyce Center	W			7-3
	Notre Dame	Notre Dame, Ind.	Joyce Center	W			6-3
	Michigan	Ann Arbor, Mich.	Yost Ice Arena		L		4-6
	Michigan	Ann Arbor, Mich.	Yost Ice Arena	W			10-7
1979-80	Notre Dame	Notre Dame, Ind.	Joyce Center		L		4-7
	Notre Dame	Notre Dame, Ind.	Joyce Center	W			11-9
	Michigan	Ann Arbor, Mich.	Yost Ice Arena	W (OT)			5-4
	Michigan	Ann Arbor, Mich.	Yost Ice Arena		T (OT)		5-5
	Michigan	Ann Arbor, Mich.	Yost Ice Arena	W			8-3
	Michigan	Ann Arbor, Mich.	Yost Ice Arena		L		3-4
1980-81	Notre Dame	Notre Dame, Ind.	Joyce Center		L		3-4
	Notre Dame	Notre Dame, Ind.	Joyce Center		L (OT)		6-7
	Michigan	Ann Arbor, Mich.	Yost Ice Arena		L		5-12
	Michigan	Ann Arbor, Mich.	Yost Ice Arena		L		4-8
1981-82		Detroit, Mich.	Joe Louis Arena	W			6-2
	Michigan	Ann Arbor, Mich.	Yost Ice Arena	W			9-4
	Michigan	Ann Arbor, Mich.	Yost Ice Arena		T (OT)		2-2
	Notre Dame	Notre Dame, Ind.	Joyce Center	W			6-5
	Notre Dame	Notre Dame, Ind.	Joyce Center	W			5-3
1982-83	Michigan	Ann Arbor, Mich.	Yost Ice Arena	W			9-5
	Michigan	Ann Arbor, Mich.	Yost Ice Arena		L		4-5
		Detroit, Mich.	Joe Louis Arena		L		3-12
1988-89	Notre Dame	Notre Dame, Ind.	Joyce Center		L		2-6
	Michigan	Ann Arbor, Mich.	Yost Ice Arena		L		2-5
1991-92	Notre Dame	Notre Dame, Ind.	Joyce Center		L		3-4
	Michigan	Ann Arbor, Mich.	Yost Ice Arena		L		5-8
1992-93	Michigan	Ann Arbor, Mich.	Yost Ice Arena		L		1-6
		Auburn Hills, Mich.	The Palace of Auburn Hills		L		1-5
	Notre Dame	Notre Dame, Ind.	Joyce Center		L		1-7
	Michigan	Ann Arbor, Mich.	Yost Ice Arena		L		2-7
	Michigan	Ann Arbor, Mich.	Yost Ice Arena		L		2-13
	Michigan	Ann Arbor, Mich.	Yost Ice Arena		L		1-8
1993-94	Michigan	Ann Arbor, Mich.	Yost Ice Arena		L		2-13
		Detroit, Mich.	Joe Louis Arena		L		3-8
	Notre Dame	Notre Dame, Ind.	Joyce Center		L		1-6
		Auburn Hills, Mich.	The Palace of Auburn Hills		L		1-3
1994-95	Michigan	Ann Arbor, Mich.	Yost Ice Arena		L		2-11
		Auburn Hills, Mich.	The Palace of Auburn Hills		L		3-9

	Notre Dame	Notre Dame, Ind.	Joyce Center	W			6-3
1995-96	Michigan	Ann Arbor, Mich.	Yost Ice Arena		L		1-11
	Notre Dame	Notre Dame, Ind.	Joyce Center		L		1-4
		Auburn Hills, Mich.	The Palace of Auburn Hills		L		1-3
1996-97	Notre Dame	Notre Dame, Ind.	Joyce Center		L		3-6
	Michigan	Ann Arbor, Mich.	Yost Ice Arena		L		1-3
	Michigan	Ann Arbor, Mich.	Yost Ice Arena		L		1-6
1997-98	Notre Dame	Notre Dame, Ind.	Joyce Center		L		2-7
	Michigan	Ann Arbor, Mich.	Yost Ice Arena		L (OT)		4-5
	Notre Dame	Notre Dame, Ind.	Joyce Center		L		0-1
	Michigan	Ann Arbor, Mich.	Yost Ice Arena	W			4-2
	Michigan	Ann Arbor, Mich.	Yost Ice Arena		L (OT)		1-2
	Michigan	Ann Arbor, Mich.	Yost Ice Arena		L		3-4
1998-99	Notre Dame	Notre Dame, Ind.	Joyce Center		T (OT)		2-2
	Michigan	Ann Arbor, Mich.	Yost Ice Arena		L		0-1
	Notre Dame	Notre Dame, Ind.	Joyce Center	W			3-2
1999-00	Notre Dame	Notre Dame, Ind.	Joyce Center		L		3-5
	Notre Dame	Notre Dame, Ind.	Joyce Center		L		1-6
2000-01	Michigan	Ann Arbor, Mich.	Yost Ice Arena		L		0-9
	Michigan	Ann Arbor, Mich.	Yost Ice Arena		T (OT)		4-4
2001-02	Notre Dame	Notre Dame, Ind.	Joyce Center		T (OT)		3-3
	Notre Dame	Notre Dame, Ind.	Joyce Center		L		1-2
2002-03	Michigan	Ann Arbor, Mich.	Yost Ice Arena		L		2-4
	Michigan	Ann Arbor, Mich.	Yost Ice Arena	W			4-3
2003-04	Notre Dame	Notre Dame, Ind.	Joyce Center	W			4-1
	Notre Dame	Notre Dame, Ind.	Joyce Center	W			5-2
2004-05	Michigan	Ann Arbor, Mich.	Yost Ice Arena		L		1-6
	Notre Dame	Notre Dame, Ind.	Joyce Center		L		0-8
		Ft. Wayne, Ind.	Allen Co. War Memorial Coliseum		L		2-9
	Michigan	Ann Arbor, Mich.	Yost Ice Arena		L		3-6
	Michigan	Ann Arbor, Mich.	Yost Ice Arena		L		1-10
	Michigan	Ann Arbor, Mich.	Yost Ice Arena		L (OT)		0-1
2005-06	Notre Dame	Notre Dame, Ind.	Joyce Center		L		5-8
	Michigan	Ann Arbor, Mich.	Yost Ice Arena		L		2-4
2006-07	Michigan	Ann Arbor, Mich.	Yost Ice Arena	W			7-3
	Notre Dame	Notre Dame, Ind.	Joyce Center	W			4-3
		Detroit, Mich.	Joe Louis Arena	W			2-1
2007-08	Michigan	Ann Arbor, Mich.	Yost Ice Arena		L		2-3
		Auburn Hills, Mich.	The Palace of Auburn Hills		L		1-5
		Denver, Colo.	Pepsi Center	W (OT)			5-4
2008-09	Notre Dame	Notre Dame, Ind.	Joyce Center		L		1-2
	Michigan	Ann Arbor, Mich.	Yost Ice Arena	W			3-2
		Detroit, Mich.	Joe Louis Arena	W			5-2
2009-10	Michigan	Ann Arbor, Mich.	Yost Ice Arena		L		1-4
	Notre Dame	Notre Dame, Ind.	Joyce Center	W			2-0
	Michigan	Ann Arbor, Mich.	Yost Ice Arena		L		0-4
	Notre Dame	Notre Dame, Ind.	Joyce Center	W			5-3
2010-11	Michigan	Ann Arbor, Mich.	Yost Ice Arena	W			3-1
	Michigan	Ann Arbor, Mich.	Yost Ice Arena		L		3-5
		Detroit, Mich.	Joe Louis Arena		L		2-4
2011-12	Notre Dame	Notre Dame, Ind.	Compton Family Ice Arena	W			3-1
	Notre Dame	Notre Dame, Ind.	Compton Family Ice Arena		L		1-2
	Michigan	Ann Arbor, Mich.	Yost Ice Arena		L (2OT)		1-2
	Michigan	Ann Arbor, Mich.	Yost Ice Arena		L		1-3
2012-13	Michigan	Ann Arbor, Mich.	Yost Ice Arena	W			3-1
	Michigan	Ann Arbor, Mich.	Yost Ice Arena	W			4-1
	Notre Dame	Notre Dame, Ind.	Compton Family Ice Arena	W			7-4
	Notre Dame	Notre Dame, Ind.	Compton Family Ice Arena	W			6-4
		Detroit, Mich.	Joe Louis Arena	W			3-1
2015-16		Cincinnati, Ohio	U.S. Bank Arena		L (OT)		2-3

SERIES SCORING

	Total	Avg.
Notre Dame	478	3.57
Michigan	608	4.54

SERIES RECORDS

ND Most Goals (Game): 11, in 1979 (ND 11-9)
 Michigan Most Goals (Game): 13, in 1993 (2x; UM 13-2)
 High-Scoring Game: 20, in 1979 (ND 11-9)
 Low-Scoring Game: 1, in 1998 (2x; UM 1-0)
 Longest ND Win Streak: 7 games (1972-74)
 Longest Michigan Win Streak: 18 games (1982-95)
 Shutouts By: UM 6, ND 1

HEAD COACH
JEFF JACKSON



- The 2017-18 hockey season marks University of Notre Dame hockey coach Jeff Jackson's 13th season behind the Irish bench. The highly regarded Jackson now has over 30 years of coaching experience.
- Notre Dame's Jeff Jackson era began in 2005 when the University searched for a man who could move the program among the elite hockey schools in the country.
- During his now 13-year run, Notre Dame has become one of the nation's top teams, winning the Central Collegiate Hockey Association's (CCHA) regular-season title twice (2006-07 and 2008-09) while earning three Mason Cup championships ('07, '09 and the final one in 2013)
- Since his arrival at Notre Dame, the Irish skaters have accumulated an overall record of 268-167-52, including eight trips to the NCAA Tournament (2006-09, 2010-11, 2012-14 and 2016-17), three Frozen Four appearances (2008, 2011 and 2017) and one national championship berth (2008).
- The 2017-18 season begins Notre Dame's hockey tenure in the Big Ten Conference. Since the introduction of hockey to the Big Ten, Jackson's Irish hold a 4-7-1 record against members of the conference.
- Between 2006-09, the Irish turned in win totals of 32, 27 and 31 for three consecutive seasons of 25 or more wins and three consecutive NCAA tournament appearances, a first in program history.
- Jackson's success on the ice also has had a major impact off the ice for the Irish. With the wins came a commitment from the University that led to the new home of Irish hockey - The Compton Family Ice Arena - one of the finest college hockey facilities in the nation. The new venue opened on Oct. 21, 2011.
- The Irish have seen 34 players selected in the National Hockey League Entry Draft during Jackson's tenure, including three first round selections. Since his arrival on campus, Notre Dame has also seen 21 products from USA Hockey's National Team Development Program reach the Irish ranks.
- Jackson has coached six Irish players to All-America honors - Anders Bjork (2017) Robbie Russo (2015), Anders Lee (2013), Ian Cole (2009), Erik Condra (2009) and David Brown (2007).
- In addition, 16 of his players have gone on to play in the NHL, including most recently Robbie Russo (Detroit) and T.J. Tynan (Columbus), who each made their NHL debuts on March 7, 2017.
- Jackson's Notre Dame teams have played with poise, discipline, team speed and have also featured strong goaltending and excellent special teams play.
- Having led the Lake Superior State Lakers to an NCAA Division I title in 1992 and 1994, Jackson became the first coach to have won the championship prior to joining Notre Dame's hockey staff.
- As a head coach, Jackson has led teams to 14 NCAA Tournament appearances and seven conference championships (1991-93, '95, '07, '09 and '13).

THE JEFF JACKSON FILE COLLEGIATE HEAD COACHING					
19th year as NCAA Div. I Head Coach					
Alma Mater: Michigan State ('78, '79)					
School	Seasons	Record			Pct.
Lake Superior State	6	182	52	25	.751
Notre Dame	13	284	170	53	.
TOTALS	19	466	222	78	.

THE JEFF JACKSON FILE ADDITIONAL HEAD COACHING					
Team	Seasons	Record			
USNTDP (USHL)	3	N/A	N/A	N/A	N/A
Guelph (OHL)	2	71	46	16	3

HONORS AND ACCOLADES	
Year	Award
1990-91	CCHA Coach of the Year
2006-07	CCHA Coach of the Year
2006-07	Spencer Penrose Award
2010-11	CCHA Coach of the Year

JACKSON AND THE FROZEN FOUR	
Year	Team
1992	Lake Superior State (NCAA Champion)
1993	Lake Superior State (NCAA Runner-Up)
1994	Lake Superior State (NCAA Champion)
2008	University of Notre Dame (NCAA Runner-Up)
2011	University of Notre Dame (NCAA Semifinalist)
2017	University of Notre Dame (NCAA Semifinalist)

- A 1978 graduate of Michigan State University with a degree in communications, Jackson followed with an education degree from Michigan State in 1979.
- In May 2003, Inside College Hockey ranked Jackson 12th on its list of the 16 greatest college coaches of all-time with only five of the 16 still active.
- He made his NHL debut as an assistant coach with the New York Islanders during the 2003 season in which they earned a spot in the 2004 Stanley Cup playoffs. The following season all games were canceled due to the unresolved 2004-05 NHL lockout, and at the end of the year Jackson left the Islanders to join the Fighting Irish as head coach for the 2005-06 season.
- Jackson is a member of the USA Hockey Coaches Achievement Program, the American Hockey Coaches Association and the National Hockey League Coaches Association.

JEFF JACKSON RECORDS VS. DIVISION I TEAMS				
Team	W	L	T	%
Air Force	1	0	0	1.00
Alabama Huntsville	8	1	0	0.889
Alaska	21	8	1	0.696
Alaska Anchorage	1	0	0	1.00
Arizona State	2	0	0	1.00
Army	1	0	0	1.00
Bemidji State	0	1	0	0.00
Boston College	10	8	0	0.555
Boston University	10	5	1	0.656
Bowling Green	43	9	4	0.804
Brown	0	1	0	0.00
Canisius	1	0	0	1.00
Clarkson	2	3	0	0.40
Colgate	1	0	0	1.00
Colorado College	0	1	0	0.00
Connecticut	4	1	1	0.750
Cornell	2	1	0	0.667
Denver	1	5	3	0.278
Ferris State	29	11	4	0.705
Harvard	1	1	0	0.50
Holy Cross	2	0	0	1.00
Illinois-Chicago	24	2	0	0.923
Kent State	7	0	1	0.938
Lake Superior State	20	4	4	0.786
Laurentian	2	0	0	1.00
Maine	9	4	1	0.679
Massachusetts	8	4	0	0.667
Massachusetts Lowell	4	9	2	0.333
Mercyhurst	1	0	0	1
Merrimack	6	2	1	0.722
Miami	20	16	10	0.694
Michigan	27	26	8	0.508
Michigan State	25	15	8	
Michigan Tech	6	2	1	0.722
Minnesota	8	5	0	
Minnesota-Duluth	6	6	2	0.50
Minnesota State	2	3	0	0.40
Nebraska Omaha	12	3	2	
New Hampshire	6	3	1	0.650
Niagara	2	0	0	1.00
Northeastern	6	10	2	0.389
North Dakota	1	2	2	0.30
Northern Michigan	16	7	3	0.667
Notre Dame	11	2	0	0.846
Ohio State	30	13	7	0.
Penn State	3	2	1	
Princeton	4	1	0	0.80

Providence College	8	3	2	0.692
Rensselaer	5	1	0	
Robert Morris	1	1	0	0.50
Sacred Heart	3	1	0	0.750
St. Cloud State	0	2	0	0.00
St. Lawrence	2	0	1	0.833
Toronto	1	0	0	1.00
Union College	1	1	0	0.50
Vermont	6	2	2	0.70
Western Michigan	30	14	10	0.648
Wisconsin	3	2	0	
York University	1	0	0	1

POST-SEASON RECORD VS. DIVISION I TEAMS			
Team	W	L	%
Alabama Huntsville	1	0	1.00
Alaska	2	2	0.50
Alaska Anchorage	1	0	1.00
Bemidji State	0	1	0.00
Boston College	2	2	0.50
Boston University	3	1	0.750
Bowling Green	4	0	1.00
Clarkson	2	2	0.50
Cornell	1	0	1.00
Denver	0	1	0.00
Ferris State	2	1	0.667
Harvard	1	0	1.00
Illinois-Chicago	6	0	1.00
Lake Superior State	3	1	0.750
Maine	0	1	0.00
Massachusetts	2	1	0.667
Massachusetts Lowell	2	4	0.333
Merrimack	1	0	1.00
Miami	2	2	0.50
Michigan	9	6	0.60
Michigan State	5	1	0.833
Minnesota	2	0	1.00
Minnesota-Duluth	1	1	0.50
Nebraska Omaha	2	0	1.00
New Hampshire	2	0	1.00
Northeastern	1	2	0.333
Northern Michigan	1	1	0.50
Ohio State	7	2	0.778
Providence College	2	0	1.00
St. Cloud State	0	2	0.00
Vermont	0	1	0.00
Western Michigan	3	0	1.00
Wisconsin	1	0	1.00

NOTRE DAME'S 2017-18 RECORD WHEN	
Overall	16-3-1
In Big Ten regular season games	10-0-0
Non-conference games	6-3-1
Home	8-3-1
Road	8-0-0
Neutral	0-0-0
In overtime games	1-0-1
When Notre Dame scores first	13-1-1
When opponents score first	3-2-0
When Notre Dame leads after 1 period	4-1-0
When Notre Dame trails after 1 period	4-2-0
When score is tied after 1 period	8-0-1
When Notre Dame leads after 2 periods	12-1-0
When Notre Dame trails after 2 periods	1-2-0
When score is tied after 2 periods	3-0-1
When Notre Dame trails at any point in the third period	1-3-1
When Notre Dame outshoots opponent	5-1-0
When opponent outshoots Notre Dame	11-2-1
When shots are even	0-0-0
In Game 1 of weekend series	7-2-1
In Game 2 of weekend series	9-1-0
In Game 1 of Big Ten weekend series	5-0-0
In Game 2 of Big Ten weekend series	5-0-0
In one-goal games	6-0-0
In two-goal games	5-3-0
When scoring 0-1 goals	3-0-0
When scoring two or more goals	13-3-1
When scoring three or more goals	12-2-0

When scoring four or more goals	8-2-0
When scoring five or more goals	5-0-0
Against Ranked Opponents	
vs. #1/1 Denver	0-1-1
vs. #6/6 Minnesota	2-0-0
at #12/12 Wisconsin	2-0-0
at #16/RV Ohio State	2-0-0
vs. #19/RV Penn State	2-0-0
Month-By-Month	
Notre Dame in October	4-3-1
Notre Dame in November	8-0-0
Notre Dame in December	4-0-0
Notre Dame in January	0-0-0
Notre Dame in February	
Notre Dame in March	
Vs. Conferences	
Atlantic Hockey	1-1-0
Big Ten	10-0-0
ECAC	2-0-0
NCHC	1-2-1
WCHA	2-0-0

THE LAST TIME...

TEAM	
Notre Dame won in overtime	November, 18 2017 at RPI (1-0)
Notre Dame lost in overtime	October 22, 2016 vs. Penn State (2-3)
Notre Dame tied in overtime	October 13, 2017 vs. Denver (2-2)
Notre Dame scored 10 or more goals in a game	December 29, 2010 vs. Canisius (10-2)
Notre Dame allowed 10 or more goals in a game	March 12, 2005 at Michigan (10-1)
Notre Dame had a home shutout	November 24, 2017 vs. Minnesota (Cale Morris, 44 saves)
Notre Dame had a road shutout	December 2, 2017 at Michigan State (Cale Morris, 23 saves)
Notre Dame had a neutral site shutout	October 13, 2012 vs. Maine (Steven Summerhays, 22 saves)
Notre Dame was shutout at home	November 26, 2016 vs. Clarkson (Jake Keilley 35 saves)
Notre Dame was shutout on the road	November 13, 2016 at Northeastern (Jake Theut, 22 saves, two periods of play) November 7, 2014 at Minnesota (Adam Wilcox, 20 saves)
Notre Dame won 1-0	November 24, 2017 vs. Minnesota (Cale Morris, 44 saves)
Notre Dame had 40 or more shots in a game	October 20, 2017 vs. Sacred Heart (43 shots)
Notre Dame had 50 or more shots in a game	October 7, 2016 vs. Arizona State (51 shots)
Notre Dame surrendered 40 or more shots in a game	December 9, 2017 at Wisconsin (41 shots)
Notre Dame surrendered 50 or more shots in a game	January 1, 2016 at Denver (50 shots)
Notre Dame had three PP goals in a game	October 25, 2014 vs. Niagara (7-0 win)
Notre Dame had four PP goals in a game	October 20, 2013 vs. Michigan Tech (7-3 win)
Notre Dame had six PP goals in a game	October 7, 2016 vs. Arizona State (9-2 win) February 13, 2009 vs. Northern Michigan (9-5 win)
Notre Dame had one short-handed goal	December 9, 2017 at Wisconsin (Dennis Gilbert, 6-2 win)
Notre Dame had two short-handed goals	January 7, 2011 at Northern Michigan (8-1 win) November 20, 2010 vs. Michigan State (4-2 win)
Notre Dame surrendered five PP goals	December 4, 2004 vs. Michigan (8-0 loss)
Notre Dame surrendered four PP goals	February 1, 2013 at Ohio State (6-3 loss)
Notre Dame surrendered three PP goals	December 2, 2016 at UMass (5-4 loss)
Notre Dame surrendered two short-handed goals	February 8, 2013 vs. Michigan (7-4 win)
Notre Dame played a #1 ranked team	October 14, 2017 vs. Denver (L, 4-2)
Notre Dame tied a #1 ranked team	October 13 2017 vs. Denver (T, 2-2 in OT)
Notre Dame defeated a #1 ranked team	March 1, 2014 at Boston College (W, 2-1 in OT)
Notre Dame defeated a #1 ranked team at home	November 8, 2013 vs. Minnesota (W, 4-1)
Notre Dame swept a series versus a top-10 opponent	November 24-25, 2017 vs. #6/6 Minnesota (1-0 & 5-2)
Notre Dame erased a two-goal deficit to win or tie	December 8, 2017 at Wisconsin (W, 3-2)
Notre Dame erased a two-goal, third period deficit to win	December 8, 2017 at Wisconsin (W, 3-2) December 10, 2015 at Boston College (W, 4-3)
Had at least eight penalty kills	November 17, 2017 at RPI (ND 8-for-8 on the PK)
Notre Dame took zero penalties in a game	December 2, 2017 at Michigan State (W, 2-0)

INDIVIDUAL	
Notre Dame player scored a hat trick	December 9, 2017 - Cal Burke at Wisconsin
Notre Dame defenseman scored a hat trick	January 18, 2015 - Robbie Russo at UConn
Notre Dame player scored four goals	October 19, 1995 - Brian Urick at Alaska Fairbanks
Notre Dame player scored five goals	December 29, 1971 - Ian Williams at Dartmouth
Notre Dame player had three assists	November 25, 2017 - Cam Morrison vs. Minnesota (0-3-3)
Notre Dame player had four assists	October 26, 2017 - Jake Evans vs. Omaha (0-4-4)
Notre Dame player had five assists	October 21, 1994 - Jamie Ling vs. Waterloo (2-5-7)
Notre Dame player had four points	October 26, 2017 - Jake Evans vs. Omaha (0-4-4)
Notre Dame player had five points	February 13, 2009 - Erik Condra at Northern Michigan (2-3-5)
Notre Dame player had six points	October 21, 1994 - Jamie Ling vs. Waterloo (2-5-7)
Notre Dame player had seven points	October 21, 1994 - Jamie Ling vs. Waterloo (2-5-7)
Notre Dame goalie made 35+ saves	Dec. 9, 2017 - Cale Morris at Wisconsin, 39 saves (6-2 win)
Notre Dame goalie made 40+ saves	Nov. 24, 2017 - Cale Morris vs. Minnesota, 40 saves (5-2 win)
Notre Dame goalie made 50+ saves	March 6, 2015 - Cal Petersen vs. UMass, 87 saves (4-3 loss)
Opposing player scored a hat trick	October 19, 2017 - Vito Bavaro of Sacred Heart
Opposing player scored four goals	March 12, 1994 - Colin Ward of Western Michigan
Opposing player scored five goals	November 10, 1973 - Tom Ross of Michigan State
Opposing player had four assists	December 2, 2011 - Ludwig Karlsson of Northeastern (0-4-4)
Opposing player had five assists	January 20, 1996 - Kevin Hilton of Michigan (0-5-5)
Opposing player had four points	March 12, 2016 - Kevin Roy of Northeastern (2-2-4)
Opposing player had five points	January 27, 2001 - Jeff Hamilton of Yale (2-3-5)
Opposing player had six points	January 11, 1994 - John Gruden of Ferris State (4-3-7)
Opposing player had seven points	January 11, 1994 - John Gruden of Ferris State (4-3-7)
Opposing goalie made 35+ saves	October 6, 2017 - Jordan Uhelski of Alabama Huntsville, 40 saves (5-3 ND win)
Opposing goalie made 40+ saves	October 20, 2017 - Nathan Perry of Sacred Heart, 40 saves (3-1 ND win)
Opposing goalie made 50+ saves	March 6, 2015 - Steve Mastalerz of UMass, 75 saves (4-3 ND loss)
Notre Dame had a penalty shot	January 21, 2017 - Joe Wegwerth (saved vs. New Hampshire)
Notre Dame scored on a penalty shot	December 6, 2013 - Jeff Costello (vs. UMass) March 16, 2013 - Bryan Rust (vs. Bowling Green)
Opponent had a penalty shot	March 10, 2017 - Shane Kavanagh, Providence (vs. Cal Petersen, missed wide, 5-0 ND win) January 29, 2016 - Colin White, Boston College (saved by Cal Petersen, 4-0 ND loss) January 22, 2016 - Ara Nazarian, New Hampshire (scored on Cal Petersen, 5-1 ND win) December 10, 2015 - Colin White, Boston College (saved by Cal Petersen, 4-3 ND win)

2017-18 COMBINED STATS

Date	Opponent	Score	Att.	Record:	Overall	Home	Away	Neutral	
Oct 06	ALABAMA HUNTSVILLE	w	5-3	3885	ALL GAMES	16-3-1	8-3-1	8-0-0	0-0-0
Oct 07	ALABAMA HUNTSVILLE	w	4-0	3412	CONFERENCE	10-0-0	4-0-0	6-0-0	0-0-0
Oct 13	#1 DENVER	Tot	2-2	4478	NON-CONFERENCE	6-3-1	4-3-1	2-0-0	0-0-0
Oct 14	#1 DENVER	L	2-4	4075					
Oct 19	SACRED HEART	L	4-6	3340					
Oct 20	SACRED HEART	w	3-1	4007					
Oct 26	OMAHA	L	4-6	3834					
Oct 27	OMAHA	w	5-4	4743					
* Nov 03	at #16 Ohio State	w	4-1	6749					
* Nov 04	at #16 Ohio State	w	3-2	5900					
* Nov 10	#19 PENN STATE	w	5-3	4574					
* Nov 11	#19 PENN STATE	w	1-0	4160					
Nov 17	at Rensselaer	w	4-1	2866					
Nov 18	at Rensselaer	Wot	1-0	3030					
* Nov 24	#6 MINNESOTA	w	1-0	4931					
* Nov 25	#6 MINNESOTA	w	5-2	4383					
* Dec 01	at Michigan State	w	3-1	6392					
* Dec 02	at Michigan State	w	2-0	5698					
* Dec 08	at #12 Wisconsin	w	3-2	9216					
* Dec 09	at #12 Wisconsin	w	6-2	11934					

TEAM STATISTICS	ND	OPP
SHOT STATISTICS		
Goals-Shot attempts	67-597	40-685
Shot pct.	.112	.058
Goals/Game	3.3	2.0
Shots/Game	29.9	34.2
POWER PLAYS		
Goals-Power Plays	12-64	9-69
Conversion Percent	.188	.130
Shot Attempts	93	125
Shot Percent	.129	.072
GOAL BREAKDOWN		
Power Play	12	9
Short-handed	3	0
Empty net	6	3
Penalty	0	0
Unassisted	3	2
Overtime	1	0
Shootout	0	0
Delayed Penalty	0	0
PENALTIES		
Number	83	79
Minutes	188	169
Penalties/Game	4.2	4.0
Pen minutes/Game	9.4	8.4
SHOOTOUTS (Made-Att)	1-4	2-4

#	Player	gp	g	a	pts	sh	sh%	pen-min	pp	sh
18	Jake Evans	20	7	21	28	47	.149	5-10	1	1
3	Jordan Gross	20	5	12	17	78	.064	6-12	2	1
15	Andrew Oglevie	16	7	9	16	50	.140	2-4	4	0
11	Cal Burke	19	12	3	15	51	.235	2-15	1	0
13	Colin Theisen	20	5	10	15	42	.119	7-14	1	0
27	Bobby Nardella	20	4	10	14	29	.138	7-14	2	0
26	Cam Morrison	20	4	8	12	34	.118	3-6	0	0
22	Andrew Peeke	20	1	7	8	25	.040	3-6	0	0
25	Dylan Malmquist	14	4	3	7	19	.211	2-4	0	0
4	Dennis Gilbert	19	3	4	7	28	.107	4-8	0	1
28	Jack Jenkins	20	2	5	7	35	.057	0-0	0	0
9	Dawson Cook	18	4	2	6	16	.250	4-8	0	0
19	Mike O'Leary	20	2	4	6	27	.074	6-12	0	0
5	Matt Hellickson	20	0	6	6	19	.000	4-8	0	0
21	Joe Wegwerth	12	3	2	5	25	.120	1-2	1	0
29	Bo Brauer	17	2	3	5	20	.100	3-6	0	0
20	Justin Wade	17	0	3	3	14	.000	11-33	0	0
6	Tory Dello	19	1	1	2	17	.059	3-6	0	0
8	Matt Steeves	8	1	0	1	8	.125	4-8	0	0
14	Max Eisenmenger	5	0	1	1	2	.000	1-2	0	0
32	Cale Morris	17	0	1	1	0	.000	1-2	0	0
23	Luke Novak	4	0	1	1	7	.000	1-2	0	0
17	Pierce Crawford	6	0	0	0	2	.000	2-4	0	0
12	Felix Holmberg	4	0	0	0	2	.000	0-0	0	0
24	Luke Ripley	2	0	0	0	0	.000	0-0	0	0
TM	TEAM	3	0	0	0	0	.000	1-2	0	0
	Total	20	67	116	183	597	.112	83-188	12	3
	Opponents	20	40	66	106	685	.058	79-169	9	0

#	Goalie	gp	min	ga	gaavg	saves	save%	w-l-t
32	Cale Morris	17	978:48	25	1.53	518	.954	15-1-0
1	Dylan St. Cyr	4	223:45	12	3.22	127	.914	1-2-1
TM	EMPTY NET	3	2:40	3	-	0	.000	0-0-0
	Total	20	1205:13	40	1.99	645	.942	16-3-1
	Opponents	20	1205:13	67	3.34	530	.888	3-16-1

Attendance Summary	ND	Opponent
Total	49822	51785
Dates/Avg Per Date	12/4152	8/6473
Neutral Site #/Avg	0/0	

Goals by Period	1st	2nd	3rd	OT	Total
Notre Dame	11	28	27	1	67
Opponents	13	13	14	0	40

Saves by Period	1st	2nd	3rd	OT	Total
Notre Dame	218	190	235	2	645
Opponents	174	201	147	8	530

**2017-18 INDIVIDUAL STATS**

Overall: 16-3-1 Conf: 10-0-0 Home: 8-3-1 Away: 8-0-0 Neut: 0-0-0

##	Player	gp	Shots					+-	Penalties				Goals								blk		
			g	a	pts	sh	sh%		pen-min	min	maj	oth	pp	sh	fg	gw	gt	ot	ht	pn		ua	
18	Jake Evans	20	7	21	28	47	.149	+19	5-10	5	0	0	1	1	2	3	0	0	0	0	0	0	11
3	Jordan Gross	20	5	12	17	78	.064	+11	6-12	6	0	0	2	1	0	1	0	0	0	0	0	0	25
15	Andrew Oglevie	16	7	9	16	50	.140	+3	2-4	2	0	0	4	0	3	3	1	0	0	0	0	1	
11	Cal Burke	19	12	3	15	51	.235	+6	2-15	0	1	1	1	0	5	3	0	0	1	0	1	8	
13	Colin Theisen	20	5	10	15	42	.119	+13	7-14	7	0	0	1	0	1	0	0	0	0	0	1	10	
27	Bobby Nardella	20	4	10	14	29	.138	+3	7-14	7	0	0	2	0	1	0	0	0	0	0	0	18	
26	Cam Morrison	20	4	8	12	34	.118	+1	3-6	3	0	0	0	0	1	1	0	1	0	0	0	2	
22	Andrew Peeke	20	1	7	8	25	.040	+12	3-6	3	0	0	0	0	0	0	0	0	0	0	0	38	
25	Dylan Malmquist	14	4	3	7	19	.211	+4	2-4	2	0	0	0	0	0	2	0	0	0	0	0	3	
4	Dennis Gilbert	19	3	4	7	28	.107	+14	4-8	4	0	0	0	1	0	0	0	0	0	0	0	37	
28	Jack Jenkins	20	2	5	7	35	.057	+3	0-0	0	0	0	0	0	0	0	0	0	0	0	0	14	
9	Dawson Cook	18	4	2	6	16	.250	+4	4-8	4	0	0	0	0	0	2	0	0	0	0	0	7	
19	Mike O'Leary	20	2	4	6	27	.074	+4	6-12	6	0	0	0	0	0	0	0	0	0	0	1	6	
5	Matt Hellickson	20	0	6	6	19	.000	+4	4-8	4	0	0	0	0	0	0	0	0	0	0	0	13	
21	Joe Wegwerth	12	3	2	5	25	.120	+1	1-2	1	0	0	1	0	1	0	0	0	0	0	0	5	
29	Bo Brauer	17	2	3	5	20	.100	+6	3-6	3	0	0	0	0	1	1	0	0	0	0	0	5	
20	Justin Wade	17	0	3	3	14	.000	+1	11-33	9	1	1	0	0	0	0	0	0	0	0	0	21	
6	Tory Dello	19	1	1	2	17	.059	+5	3-6	3	0	0	0	0	0	0	0	0	0	0	0	27	
8	Matt Steeves	8	1	0	1	8	.125	0	4-8	4	0	0	0	0	0	0	0	0	0	0	0	2	
14	Max Eisenmenger	5	0	1	1	2	.000	0	1-2	1	0	0	0	0	0	0	0	0	0	0	0	0	
32	Cale Morris	17	0	1	1	0	.000	0	1-2	1	0	0	0	0	0	0	0	0	0	0	0	0	
23	Luke Novak	4	0	1	1	7	.000	0	1-2	1	0	0	0	0	0	0	0	0	0	0	0	2	
17	Pierce Crawford	6	0	0	0	2	.000	0	2-4	2	0	0	0	0	0	0	0	0	0	0	0	3	
12	Felix Holmberg	4	0	0	0	2	.000	-2	0-0	0	0	0	0	0	0	0	0	0	0	0	0	1	
24	Luke Ripley	2	0	0	0	0	.000	0	0-0	0	0	0	0	0	0	0	0	0	0	0	0	0	
TM	TEAM	3	0	0	0	0	.000	0	1-2	1	0	0	0	0	0	0	0	0	0	0	0	16	
	Total	20	67	116	183	597	.112	+112	83-188	79	2	2	12	3	15	16	1	1	1	0	3	275	
	Opponents	20	40	66	106	685	.058	-	79-169	77	1	1	9	0	5	3	0	0	1	0	2	293	

##	Goalie	gp-gs	Goal average			Saves		Record				Goals allowed				
			minutes	ga	avg	saves	pct	w	l	t	sho	pp	sh	en	pen	sog
32	Cale Morris	17-16	978:48	25	1.53	518	.954	15	1	0	4	8	0	0	0	0
1	Dylan St. Cyr	4-4	223:45	12	3.22	127	.914	1	2	1	1	1	0	0	0	0
TM	EMPTY NET	3-0	2:40	3	-	0	.000	0	0	0	0	0	0	3	0	0
	Total	20-0	1205:13	40	1.99	645	.942	16	3	1	5	9	0	3	0	0
	Opponents	20-0	1205:13	67	3.34	530	.888	3	16	1	0	12	3	6	0	0

2017-18 LEADERS

##	Points	GP	G	A	Pts	Sh
18	Jake Evans	20	7	21	28	47
3	Jordan Gross	20	5	12	17	78
15	Andrew Oglevie	16	7	9	16	50
11	Cal Burke	19	12	3	15	51
13	Colin Theisen	20	5	10	15	42
27	Bobby Nardella	20	4	10	14	29
26	Cam Morrison	20	4	8	12	34
22	Andrew Peeke	20	1	7	8	25
25	Dylan Malmquist	14	4	3	7	19
4	Dennis Gilbert	19	3	4	7	28

##	Goals	GP	G	A	Pts	Sh
11	Cal Burke	19	12	3	15	51
18	Jake Evans	20	7	21	28	47
15	Andrew Oglevie	16	7	9	16	50
3	Jordan Gross	20	5	12	17	78
13	Colin Theisen	20	5	10	15	42
27	Bobby Nardella	20	4	10	14	29
26	Cam Morrison	20	4	8	12	34
25	Dylan Malmquist	14	4	3	7	19
9	Dawson Cook	18	4	2	6	16
4	Dennis Gilbert	19	3	4	7	28

##	Power-Play Goals	GP	PPG
15	Andrew Oglevie	16	4
27	Bobby Nardella	20	2
3	Jordan Gross	20	2

##	Short-Handed Goals	GP	SHG
4	Dennis Gilbert	19	1
18	Jake Evans	20	1
3	Jordan Gross	20	1

##	Game-Winning Goals	GP	GWG
11	Cal Burke	19	3
18	Jake Evans	20	3
15	Andrew Oglevie	16	3
9	Dawson Cook	18	2
25	Dylan Malmquist	14	2

##	Plus/Minus	GP	+/-
18	Jake Evans	20	+19
4	Dennis Gilbert	19	+14
13	Colin Theisen	20	+13
22	Andrew Peeke	20	+12
3	Jordan Gross	20	+11
11	Cal Burke	19	+6
29	Bo Brauer	17	+6
6	Tory Dello	19	+5
5	Matt Hellickson	20	+4
19	Mike O'Leary	20	+4

##	Assists	GP	G	A	Pts	Sh
18	Jake Evans	20	7	21	28	47
3	Jordan Gross	20	5	12	17	78
13	Colin Theisen	20	5	10	15	42
27	Bobby Nardella	20	4	10	14	29
15	Andrew Oglevie	16	7	9	16	50
26	Cam Morrison	20	4	8	12	34
22	Andrew Peeke	20	1	7	8	25
5	Matt Hellickson	20	0	6	6	19
28	Jack Jenkins	20	2	5	7	35
4	Dennis Gilbert	19	3	4	7	28

##	Shots	GP	G	A	Pts	Sh	Sh%
3	Jordan Gross	20	5	12	17	78	.064
11	Cal Burke	19	12	3	15	51	.235
15	Andrew Oglevie	16	7	9	16	50	.140
18	Jake Evans	20	7	21	28	47	.149
13	Colin Theisen	20	5	10	15	42	.119
28	Jack Jenkins	20	2	5	7	35	.057
26	Cam Morrison	20	4	8	12	34	.118
27	Bobby Nardella	20	4	10	14	29	.138
4	Dennis Gilbert	19	3	4	7	28	.107
19	Mike O'Leary	20	2	4	6	27	.074

##	Shot Pct.	GP	G	A	Pts	Sh	Sh%
9	Dawson Cook	18	4	2	6	16	.250
11	Cal Burke	19	12	3	15	51	.235
25	Dylan Malmquist	14	4	3	7	19	.211
18	Jake Evans	20	7	21	28	47	.149
15	Andrew Oglevie	16	7	9	16	50	.140
27	Bobby Nardella	20	4	10	14	29	.138
8	Matt Steeves	8	1	0	1	8	.125
21	Joe Wegwerth	12	3	2	5	25	.120
13	Colin Theisen	20	5	10	15	42	.119
26	Cam Morrison	20	4	8	12	34	.118

##	Penalties	GP	Pen	Min
20	Justin Wade	17	11	33
13	Colin Theisen	20	7	14
27	Bobby Nardella	20	7	14
3	Jordan Gross	20	6	12
19	Mike O'Leary	20	6	12
18	Jake Evans	20	5	10
4	Dennis Gilbert	19	4	8
8	Matt Steeves	8	4	8
5	Matt Hellickson	20	4	8
9	Dawson Cook	18	4	8

##	Penalty Minutes	GP	Pen	Min
20	Justin Wade	17	11	33
11	Cal Burke	19	2	15
27	Bobby Nardella	20	7	14
13	Colin Theisen	20	7	14
19	Mike O'Leary	20	6	12
3	Jordan Gross	20	6	12
18	Jake Evans	20	5	10
4	Dennis Gilbert	19	4	8
5	Matt Hellickson	20	4	8
9	Dawson Cook	18	4	8

**2017-18 RESULTS**

Date	Opponent	Score	Shots	Overall	Conf	Time	Att.	Goalie of record
Oct 06	ALABAMA HUNTSVILLE	W 5-3	40/28	1-0-0	0-0-0	2:20	3885	Cale Morris
Oct 07	ALABAMA HUNTSVILLE	W 4-0	31/34	2-0-0	0-0-0	2:12	3412	Dylan St. Cyr
Oct 13	#1 DENVER	Tot 2-2	29/48	2-0-1	0-0-0	2:35	4478	Dylan St. Cyr
Oct 14	#1 DENVER	L 2-4	33/34	2-1-1	0-0-0	2:28	4075	Cale Morris
Oct 19	SACRED HEART	L 4-6	33/28	2-2-1	0-0-0	2:13	3340	Dylan St. Cyr
Oct 20	SACRED HEART	W 3-1	43/25	3-2-1	0-0-0	2:21	4007	Cale Morris
Oct 26	OMAHA	L 4-6	35/36	3-3-1	0-0-0	2:20	3834	Dylan St. Cyr
Oct 27	OMAHA	W 5-4	35/31	4-3-1	0-0-0	2:25	4743	Cale Morris
* Nov 03	at #16 Ohio State	W 4-1	18/24	5-3-1	1-0-0	2:08	6749	Cale Morris
* Nov 04	at #16 Ohio State	W 3-2	23/41	6-3-1	2-0-0	2:23	5900	Cale Morris
* Nov 10	#19 PENN STATE	W 5-3	19/43	7-3-1	3-0-0	2:20	4574	Cale Morris
* Nov 11	#19 PENN STATE	W 1-0	27/33	8-3-1	4-0-0	2:12	4160	Cale Morris
Nov 17	at Rensselaer	W 4-1	31/39	9-3-1	4-0-0	2:22	2866	Cale Morris
Nov 18	at Rensselaer	Wot 1-0	34/25	10-3-1	4-0-0	2:20	3030	Cale Morris
* Nov 24	#6 MINNESOTA	W 1-0	23/44	11-3-1	5-0-0	2:17	4931	Cale Morris
* Nov 25	#6 MINNESOTA	W 5-2	35/42	12-3-1	6-0-0	2:22	4383	Cale Morris
* Dec 01	at Michigan State	W 3-1	18/30	13-3-1	7-0-0	2:05	6392	Cale Morris
* Dec 02	at Michigan State	W 2-0	29/23	14-3-1	8-0-0	2:04	5698	Cale Morris
* Dec 08	at #12 Wisconsin	W 3-2	32/36	15-3-1	9-0-0	2:24	9216	Cale Morris
* Dec 09	at #12 Wisconsin	W 6-2	29/41	16-3-1	10-0-0	2:23	11934	Cale Morris

Team Record	W-L-T	Attendance	Dates	Total	Avg.
Overall:	16-3-1	Total:	20	101607	5080
Conference:	10-0-0	Home:	12	49822	4152
Home:	8-3-1	Away:	8	51785	6473
Away:	8-0-0	Neutral:	0	0	0
Neutral:	0-0-0				
Overtime:	1-0-1				

2017-18 G-A-P Game-by-Game

Opponent	Date	Score	1 CYR,DYLAN S	3 GROSS,JORD	4 GILBERT,DEN	5 HELLICKSON,	6 DELLO,TORY	8 STEEVES,MA	9 COOK,DAWS	11 BURKE,CAL	12 HOLMBERG,F	13 THEISEN,COL	14 EISENMENGE
UAH	Oct 06	5-3 W	DNP	0-3-3	1-0-1	0-1-1	0-0-0	DNP	0-0-0	0-0-0	0-0-0	1-0-1	0-1-1
UAH	Oct 07	4-0 W	0-0-0	1-0-1	0-0-0	0-1-1	DNP	1-0-1	0-0-0	0-0-0	DNP	0-1-1	0-0-0
DEN	Oct 13	2-2 t	0-0-0	0-1-1	0-0-0	0-0-0	0-0-0	DNP	DNP	0-0-0	0-0-0	0-0-0	0-0-0
DEN	Oct 14	2-4 L	DNP	1-0-1	0-0-0	0-0-0	0-0-0	DNP	DNP	0-0-0	0-0-0	0-0-0	0-0-0
SHU	Oct 19	4-6 L	0-0-0	0-0-0	0-0-0	0-0-0	0-0-0	0-0-0	1-0-1	1-0-1	DNP	0-1-1	0-0-0
SHU	Oct 20	3-1 W	DNP	0-1-1	DNP	0-0-0	0-0-0	DNP	1-0-1	0-0-0	DNP	0-1-1	DNP
OMAHA	Oct 26	4-6 L	0-0-0	1-0-1	0-0-0	0-1-1	0-0-0	0-0-0	0-0-0	1-0-1	DNP	0-1-1	DNP
OMAHA	Oct 27	5-4 W	DNP	1-2-3	0-0-0	0-0-0	0-0-0	0-0-0	0-1-1	0-2-2	0-0-0	2-0-2	DNP
at OSU	Nov 03	4-1 W	DNP	0-1-1	0-0-0	0-1-1	0-0-0	0-0-0	0-0-0	1-1-2	DNP	1-1-2	DNP
at OSU	Nov 04	3-2 W	DNP	0-0-0	0-0-0	0-0-0	0-0-0	0-0-0	0-0-0	1-0-1	DNP	0-0-0	DNP
PSU	Nov 10	5-3 W	DNP	0-0-0	0-1-1	0-1-1	0-1-1	DNP	1-1-2	0-0-0	DNP	0-0-0	DNP
PSU	Nov 11	1-0 W	DNP	0-0-0	0-1-1	0-0-0	0-0-0	0-0-0	0-0-0	0-0-0	DNP	0-0-0	DNP
at RPI	Nov 17	4-1 W	DNP	1-0-1	0-0-0	0-1-1	0-0-0	0-0-0	0-0-0	1-0-1	DNP	0-1-1	DNP
at RPI	Nov 18	1-0 W	DNP	0-0-0	0-0-0	0-0-0	0-0-0	DNP	0-0-0	DNP	DNP	0-0-0	DNP
MINN	Nov 24	1-0 W	DNP	0-1-1	0-0-0	0-0-0	0-0-0	DNP	0-0-0	0-0-0	DNP	0-0-0	DNP
MINN	Nov 25	5-2 W	DNP	0-1-1	0-1-1	0-0-0	1-0-1	DNP	0-0-0	2-0-2	DNP	0-1-1	DNP
at MSU	Dec 01	3-1 W	DNP	0-2-2	0-0-0	0-0-0	0-0-0	DNP	0-0-0	1-0-1	DNP	1-0-1	DNP
at MSU	Dec 02	2-0 W	DNP	0-0-0	0-0-0	0-0-0	0-0-0	DNP	0-0-0	1-0-1	DNP	0-1-1	DNP
at UW	Dec 08	3-2 W	DNP	0-0-0	0-1-1	0-0-0	0-0-0	DNP	1-0-1	0-0-0	DNP	0-2-2	DNP
at UW	Dec 09	6-2 W	DNP	0-0-0	2-0-2	0-0-0	0-0-0	DNP	0-0-0	3-0-3	DNP	0-0-0	DNP

Opponent	Date	Score	15 OGLEVIE,AND	17 CRAWFORD,P	18 EVANS,JAKE	19 O'LEARY,MIK	20 WADE,JUSTIN	21 WEGWERTH,J	22 PEEKE,ANDR	23 NOVAK,LUKE	24 RIPLEY,LUKE	25 MALMQUIST,	26 MORRISON,C
UAH	Oct 06	5-3 W	0-2-2	DNP	2-1-3	0-0-0	DNP	0-0-0	0-0-0	DNP	0-0-0	DNP	0-1-1
UAH	Oct 07	4-0 W	2-0-2	DNP	0-2-2	0-0-0	0-0-0	0-1-1	0-0-0	DNP	DNP	DNP	0-0-0
DEN	Oct 13	2-2 t	1-0-1	DNP	1-0-1	0-0-0	0-1-1	0-0-0	0-0-0	DNP	DNP	DNP	0-1-1
DEN	Oct 14	2-4 L	0-1-1	DNP	0-2-2	0-0-0	0-0-0	0-0-0	0-0-0	DNP	DNP	DNP	1-0-1
SHU	Oct 19	4-6 L	1-0-1	DNP	0-0-0	0-1-1	0-1-1	1-0-1	0-1-1	DNP	DNP	DNP	0-1-1
SHU	Oct 20	3-1 W	0-0-0	DNP	0-0-0	0-0-0	0-0-0	2-0-2	0-2-2	0-0-0	0-0-0	DNP	0-0-0
OMAHA	Oct 26	4-6 L	DNP	DNP	0-4-4	0-0-0	0-0-0	DNP	1-0-1	0-1-1	DNP	0-0-0	0-0-0
OMAHA	Oct 27	5-4 W	DNP	DNP	0-3-3	0-0-0	0-0-0	DNP	0-0-0	0-0-0	DNP	0-0-0	1-0-1
at OSU	Nov 03	4-1 W	DNP	0-0-0	0-0-0	0-0-0	0-0-0	DNP	0-1-1	DNP	DNP	1-0-1	1-0-1
at OSU	Nov 04	3-2 W	DNP	0-0-0	1-2-3	0-0-0	0-0-0	DNP	0-2-2	DNP	DNP	1-1-2	0-0-0
PSU	Nov 10	5-3 W	1-1-2	DNP	0-1-1	0-1-1	0-0-0	0-0-0	0-0-0	DNP	DNP	0-0-0	0-0-0
PSU	Nov 11	1-0 W	0-0-0	0-0-0	0-0-0	0-1-1	DNP	DNP	0-0-0	DNP	DNP	0-0-0	0-0-0
at RPI	Nov 17	4-1 W	0-2-2	DNP	1-1-2	0-0-0	DNP	0-0-0	0-0-0	DNP	DNP	0-0-0	0-0-0
at RPI	Nov 18	1-0 W	0-0-0	0-0-0	0-1-1	0-0-0	0-0-0	DNP	0-1-1	0-0-0	DNP	0-0-0	1-0-1
MINN	Nov 24	1-0 W	1-0-1	0-0-0	0-0-0	0-0-0	0-0-0	DNP	0-0-0	DNP	DNP	0-0-0	0-0-0
MINN	Nov 25	5-2 W	0-0-0	0-0-0	1-2-3	1-0-1	0-0-0	DNP	0-0-0	DNP	DNP	0-0-0	0-3-3
at MSU	Dec 01	3-1 W	0-0-0	DNP	1-1-2	0-0-0	0-1-1	0-0-0	0-0-0	DNP	DNP	0-0-0	0-0-0
at MSU	Dec 02	2-0 W	1-0-1	DNP	0-1-1	0-0-0	0-0-0	0-0-0	0-0-0	DNP	DNP	0-1-1	0-0-0
at UW	Dec 08	3-2 W	0-1-1	DNP	0-0-0	0-1-1	0-0-0	0-1-1	0-0-0	DNP	DNP	2-0-2	0-0-0
at UW	Dec 09	6-2 W	0-2-2	DNP	0-0-0	1-0-1	0-0-0	0-0-0	0-0-0	DNP	DNP	0-1-1	0-2-2

Opponent	Date	Score	27 NARDELLA,B	28 JENKINS,JAC	29 BRAUER,BO	32 MORRIS,CAL
UAH	Oct 06	5-3 W	1-0-1	0-0-0	DNP	0-0-0
UAH	Oct 07	4-0 W	0-1-1	0-0-0	0-1-1	DNP
DEN	Oct 13	2-2 t	0-1-1	0-0-0	0-0-0	DNP
DEN	Oct 14	2-4 L	0-1-1	0-0-0	0-0-0	0-0-0
SHU	Oct 19	4-6 L	0-2-2	0-1-1	DNP	DNP
SHU	Oct 20	3-1 W	0-0-0	0-1-1	0-1-1	0-0-0
OMAHA	Oct 26	4-6 L	1-1-2	0-0-0	0-0-0	0-0-0
OMAHA	Oct 27	5-4 W	0-2-2	1-0-1	DNP	0-0-0
at OSU	Nov 03	4-1 W	0-0-0	0-1-1	0-0-0	0-0-0
at OSU	Nov 04	3-2 W	0-0-0	0-0-0	0-0-0	0-0-0
PSU	Nov 10	5-3 W	1-1-2	1-0-1	1-0-1	0-0-0
PSU	Nov 11	1-0 W	0-0-0	0-0-0	1-0-1	0-0-0
at RPI	Nov 17	4-1 W	1-0-1	0-0-0	0-0-0	0-1-1
at RPI	Nov 18	1-0 W	0-0-0	0-0-0	0-0-0	0-0-0
MINN	Nov 24	1-0 W	0-1-1	0-0-0	0-0-0	0-0-0
MINN	Nov 25	5-2 W	0-0-0	0-1-1	0-1-1	0-0-0
at MSU	Dec 01	3-1 W	0-0-0	0-0-0	0-0-0	0-0-0
at MSU	Dec 02	2-0 W	0-0-0	0-0-0	0-0-0	0-0-0
at UW	Dec 08	3-2 W	0-0-0	0-0-0	0-0-0	0-0-0
at UW	Dec 09	6-2 W	0-0-0	0-1-1	0-0-0	0-0-0

1 ST. CYR FR. GOALTENDER



Northville, Michigan
USNTDP (USHL)

Career Highs

Saves: 46 (vs. Denver 10/13/17)
Goals Against: 5 (2x - vs. Omaha 10/26/17)
Shutouts: 1 (vs. Alabama Huntsville 10/7/17)
Points: N/A

his first career start since Mike Johnson blanked Providence 2-0 on Oct. 16, 2009 at the Joyce Center (29 saves).
• Started game one of the Denver series and made 46 saves as the Irish skated to a 2-2 overtime tie with the No. 1 ranked Pioneers.

As a Freshman

- Made his Irish debut against Alabama Huntsville (Oct. 7) and posted a shutout in his first career start (34 saves).
- St. Cyr became the first Irish goaltender to record a shutout in


ST. CYR'S GAME-BY-GAME (2017-18)

Date	Opponent	Score	Minutes	GA	GAAvg	Saves	Save%	W	L	T	PP	SH	EN	PN	SO
Oct 07, 2017	ALABAMA HUNTSVILLE	4-0	60:00	0	0.00	34	1.000	1	0	0	0	0	0	0	0
Oct 13, 2017	DENVER	2-2	65:00	2	0.96	46	.976	1	0	1	1	0	0	0	0
Oct 19, 2017	SACRED HEART	4-6	58:46	5	2.29	22	.936	1	1	1	0	0	0	0	0
Oct 26, 2017	OMAHA	4-6	39:59	5	3.22	25	.914	1	2	1	0	0	0	0	0
Totals			223:45	12	3.22	127	.914	1	2	1	1	0	0	0	0

ST. CYR'S CAREER STATS

Goalie	GP-GS	Minutes	GA	GAAvg	Saves	Save%	W	L	T	Sho	PPG	SHG
2017	4-4	223:45	12	3.22	127	.914	1	2	1	1.0	1	0
TOTAL	4-4	223:45	12	3.22	127	.914	1	2	1	1.0	1	0

2 TONY BRETZMAN SR. DEFENSEMAN



Mendota Heights, Minnesota
Langley Rivermen (BCHL)

Career Highs


Goals: 1 (2x - vs. UConn 11/1/15)
Assists: 1 (2x - at UMass 12/3/16)
Points: 1 (4x - at UMass 12/3/16)
Multi-Point Games: N/A
Point Streak: N/A
Most Recent Goal: 11/1/15 (W, 8-2 at UConn)

As a Senior

BRETZMAN'S CAREER STATS

Season	GP	G	A	Points	Shots	Shot%	Pen-Min	+/-	PPG	SHG	GWG	Blk
2014	17	1	1	2	8	.125	3-6	-2	0	0	1	15
2015	8	1	0	1	5	.200	2-4	+2	0	0	0	13
2016	15	0	1	1	7	.000	1-2	-1	0	0	0	10
TOTAL	40	2	2	4	-	-	6-12	-1	0	0	1	38

3 JORDAN GROSS SR. DEFENSEMAN



Maple Grove, Minnesota
Green Bay Gamblers (USHL)

Career Highs

Goals: 2 (2x - vs. Northeastern 11/12/15)
Assists: 3 (2x - vs. Alabama Huntsville 10/6/17)
Points: 3 (3x - vs. Alabama Huntsville 10/6/17)
Multi-Point Games: 24
Point Streak: 9 games (Dec. 5, 2014 - Jan. 23, 2015; 3-8-11)
Most Recent Goal: 11/17/17 (W, 4-1 at RPI)

As a Senior

- Serving as an alternate captain for the first time in his Irish career.
- Opened the season with a three-assist game against Alabama Huntsville (Oct. 6) and followed by scoring a goal in the 4-0 win over the Chargers on Oct. 7 for a four-point weekend.
- Was named the Big Ten's Third Star of the Week (Oct. 10).

- Scored a game-tying, third period goal against No. 1 Denver in Notre Dame's 4-2 defeat (Oct. 14).
- That goal against the Pioneers was a power-play tally that was blasted through the back of the net and later called a goal after video review.
- Had a goal and two assists in Notre Dame's 5-4 win over Omaha (Oct. 27), including his 100th career point on the assist and the game-winning goal.
- He became the 53rd player in program history to reach 100 career points.
- Had a pair of assists in Notre Dame's 3-1 win at Michigan State.

GROSS' CAREER STATS

Season	GP	G	A	Points	Shots	Shot%	Pen-Min	+/-	PPG	SHG	GWG	Blk
2014	42	7	21	28	92	.076	7-14	+8	1	0	1	41
2015	37	9	22	31	113	.080	11-30	+15	2	0	1	40
2016	40	10	22	32	160	.062	6-12	+10	5	0	3	66
2017	20	5	12	17	78	.064	6-12	+11	2	1	1	25
TOTAL	139	31	77	108	443	.070	30-68	+44	10	1	6	172

4 DENNIS GILBERT JR. DEFENSEMAN



Buffalo, New York
Chicago Steel (USHL)

Career Highs

Goals: 2 (at Wisconsin 12/9/17)
Assists: 2 (8x - vs. Providence 2/18/17)
Points: 2 (10x - at Wisconsin 12/9/17)
Multi-Point Games: 10
Point Streak: 5 games (Feb. 4 - Feb. 18, 2017; 0-9-9)
Most Recent Goal: 12/9/17 (W, 6-2 at Wisconsin -- 2 goals)

As a Junior

- Notched a goal in Notre Dame's 5-3 season-opening win over Alabama Huntsville to tie the game at 3-3 (Oct. 6).

- That goal against the Chargers was his first since he netted the game winner in Notre Dame's 4-3 comeback win at Boston College during his freshman season (Dec. 10, 2015).
- Missed game two of the Sacred Heart series with an injury.
- Posted his first career two-goal game in Notre Dame's 6-2 win at 12th-ranked Wisconsin (Dec. 9), including his first career shorthanded tally.

GILBERT'S CAREER STATS

Season	GP	G	A	Points	Shots	Shot%	Pen-Min	+/-	PPG	SHG	GWG	Blk
2015	37	2	8	10	54	.037	17-34	+5	1	0	1	70
2016	40	0	22	22	50	.000	11-22	+27	0	0	0	78
2017	19	3	4	7	28	.107	4-8	+14	0	1	0	37
TOTAL	96	5	34	39	132	.038	32-64	+46	1	1	1	185

5	MATT HELLICKSON	FR.	DEFENSEMAN
----------	------------------------	------------	-------------------



Rogers, Minnesota
Sioiux City Muskateers (USHL)

Career Highs

Goals: N/A
 Assists: 1 (6x - at RPI 11/17/17)
 Points: 1 (6x - at RPI 11/17/17)
 Multi-Point Games: N/A
 Point Streak: N/A
 Most Recent Goal: N/A

As a Freshman

- Notched an assist in his first career game, a 5-3 win over

Alabama Huntsville (Oct. 6).

- Added an assist in Notre Dame's 4-0 game two win over the Chargers (Oct. 7).
- Had the primary assist on Dawson Cook's third-period, game-winning goal in Notre Dame's 5-3 victory against Penn State (Nov. 10).

HELLICKSON'S CAREER STATS

Season	GP	G	A	Points	Shots	Shot%	Pen-Min	+/-	PPG	SHG	GWG	Blk
2017	20	0	6	6	19	.000	4-8	+4	0	0	0	13
TOTAL	20	0	6	6	19	.000	4-8	+4	0	0	0	13

6	TORY DELLO	SO.	DEFENSEMAN
----------	-------------------	------------	-------------------



Crystal Lake, Illinois
Tri-City Storm (USHL)

Career Highs

Goals: 1 (2x - vs. Minnesota 11/25/17)
 Assists: 2 (vs. Holy Cross 11/25/16)
 Points: 2 (vs. Holy Cross 11/25/16)
 Multi-Point Games: 1
 Point Streak: 3 games (Feb. 17-24, 2017; 0-3-3)
 Most Recent Goal: 11/25/17 (W, 5-2 vs. Minnesota)

As a Sophomore

- Notched his first point of the season with an assist in Notre Dame's 5-3 victory against Penn State (Nov. 10).
- Scored Notre Dame's second goal in an eventual 5-2 win over sixth-ranked Minnesota (Nov. 25).

DELLO'S CAREER STATS

Season	GP	G	A	Points	Shots	Shot%	Pen-Min	+/-	PPG	SHG	GWG	Blk
2016	39	1	11	12	80	.013	23-65	+5	0	0	0	60
2017	19	1	1	2	17	.059	3-6	+5	0	0	0	27
TOTAL	58	2	12	14	97	.021	26-71	+10	0	0	0	87

8	MATT STEEVES	FR.	FORWARD
----------	---------------------	------------	----------------



Bedford, New Hampshire
Muskegon Lumberjacks (USHL)

Career Highs

Goals: 1 (vs. Alabama Huntsville 10/7/17)
 Assists: N/A
 Points: 1 (vs. Alabama Huntsville 10/7/17)
 Multi-Point Games: N/A
 Point Streak: N/A
 Most Recent Goal: 10/7/17 (W, 4-0 vs. Alabama Huntsville)

As a Freshman

- Notched a goal in Notre Dame's 4-0 win over Alabama Huntsville, which was his first career game (Oct. 7).
- That goal came on Steeves' first shot on goal in an Irish uniform.

STEEVES' CAREER STATS												
Season	GP	G	A	Points	Shots	Shot%	Pen-Min	+/-	PPG	SHG	GWG	Blk
2017	8	1	0	1	8	.125	4-8	0	0	0	0	2
TOTAL	8	1	0	1	8	.125	4-8	0	0	0	0	2

9	DAWSON COOK	SR	FORWARD
----------	--------------------	-----------	----------------



Cadillac, Michigan
Green Bay Gamblers (USHL)

Career Highs

Goals: 1 (9x - at Wisconsin 12/8/17)
 Assists: 1 (9x - vs. Penn State 11/10/17)
 Points: 2 (vs. Penn State 11/10/17)
 Multi-Point Games: 1
 Point Streak: 2 games (Nov. 28 - Dec. 4, 2015)
 Most Recent Goal: 12/8/17 (W, 3-2 at Wisconsin)

As a Senior

- Missed the Denver series with an upper body injury.

- Scored his first goal of the season in the game one loss to Sacred Heart (Oct. 19).
- Scored what proved to be the game winner against Sacred Heart (Oct. 20) for his second career game winner.
- Had the game-winning goal and added an assist for his first career multi-point game in Notre Dame's 5-3 win over Penn State (Nov. 10).
- Scored the third period, game-tying goal in Notre Dame's 3-2 comeback win at 12th-ranked Wisconsin (Dec. 8).

COOK'S CAREER STATS												
Season	GP	G	A	Points	Shots	Shot%	Pen-Min	+/-	PPG	SHG	GWG	Blk
2014	35	1	1	2	11	.091	4-8	-6	0	0	0	9
2015	32	3	1	4	16	.188	2-4	-2	0	0	1	7
2016	39	1	5	6	39	.026	4-8	0	0	0	0	16
2017	18	4	2	6	16	.250	4-8	+4	0	0	2	7
TOTAL	124	9	9	18	82	.110	14-28	-4	0	0	3	39

11 CAL BURKE **SO** **FORWARD**



Boxborough, Massachusetts
Cedar Rapids RoughRiders (USHL)

Career Highs

Goals: 3 (at Wisconsin 12/9/17)
Assists: 2 (2x - vs. Omaha 10/27/17)
Points: 3 (at Wisconsin 12/9/17)
Multi-Point Games: 5
Point Streak: 5 games (Feb. 3 - Feb. 17, 2017)
Most Recent Goal: 12/9/17 (W, 6-2 at Wisconsin -- 3 goals)

As a Sophomore

- Scored his first goal of the season to put the Irish up 1-0 just 62 seconds into the game one loss to Sacred Heart (Oct. 19).
- Scored his second goal of the season against Omaha on Notre Dame's 6-4 loss (Oct. 26).
- Had a pair of assists in Notre Dame's 5-4 win over Omaha (Oct. 27).
- Scored the first goal in Notre Dame's wins at #16 Ohio State (Nov. 3 & 4).

- Notched the game winner in Notre Dame's 4-1 win at RPI (Nov. 17).
- Scored a pair of goals to lead Notre Dame to a 5-2 win over sixth-ranked Minnesota (Nov. 25), marking his first career two-goal game.
- Scored the game-winning goal in Notre Dame's 3-1 win at Michigan State (Dec. 1).
- Posted his first career hat trick and led the Irish to a 6-2 win at 12th-ranked Wisconsin (Dec. 9) as Notre Dame closed out the first semester on a 13-game winning streak.
- It marked the first Notre Dame hat trick since Steven Fogarty found the back of the net three times against Penn State on Oct. 16, 2015.
- Named the Big Ten's Third Star of the Week following that series at Wisconsin (Dec. 12).

BURKE'S CAREER STATS

Season	GP	G	A	Points	Shots	Shot%	Pen-Min	+/-	PPG	SHG	GWG	Blk
2016	35	3	8	11	69	.043	4-8	+3	0	0	1	10
2017	19	12	3	15	51	.235	2-15	+6	1	0	3	8
TOTAL	54	15	11	26	120	.125	6-23	+9	1	0	4	18

12 FELIX HOLMBERG **SO** **FORWARD**



Stockholm, Sweden
AIK J20 (SuperElit)

Career Highs

Goals: 1 (at Boston College 1/28/17)
Assists: N/A
Points: 1 (at Boston College 1/28/17)
Multi-Point Games: N/A
Point Streak: N/A
Most Recent Goal: 1/28/17 (L, 6-4 at Boston College)

As a Sophomore

HOLMBERG'S CAREER STATS

Season	GP	G	A	Points	Shots	Shot%	Pen-Min	+/-	PPG	SHG	GWG	Blk
2016	18	1	0	1	8	.125	1-2	-1	0	0	0	4
2017	4	0	0	0	2	.000	0-0	-2	0	0	0	1
TOTAL	22	1	0	1	10	.100	1-2	-3	0	0	0	5

13	COLIN THEISEN	FR.	FORWARD
-----------	----------------------	------------	----------------



Monroe, Michigan
Dubuque Fighting Saints (USHL)

Career Highs

Goals: 2 (vs. Omaha 10/27/17)
 Assists: 2 (at Wisconsin 12/8/17)
 Points: 2 (3x - at Wisconsin 12/8/17)
 Multi-Point Games: 3
 Point Streak: 5 games (Oct. 19- Nov. 3, 2017; 3-4-7)
 Most Recent Goal: 12/1/17 (W, 3-1 at Michigan State)

As a Freshman

- Scored a goal in his first career game, Notre Dame's 5-3 season-opening win over Alabama Huntsville (Oct. 6).
- Notched his first career assist in Notre Dame's game two, 4-0

- win over the Chargers (Oct. 7).
- Had a pair of goals, including his first career power-play goal, in Notre Dame's 5-4 win over Omaha (Oct. 27).
- Had a goal and an assist in Notre Dame's 4-1 win at #16 Ohio State (Nov. 3).
- Had a pair of assists in Notre Dame's 3-2 comeback win at 12th-ranked Wisconsin (Dec. 8), marking his first career two-assist game.

THEISEN'S CAREER STATS												
Season	GP	G	A	Points	Shots	Shot%	Pen-Min	+/-	PPG	SHG	GWG	Blk
2017	20	5	10	15	42	.119	7-14	+13	1	0	0	10
TOTAL	20	5	10	15	42	.119	7-14	+13	1	0	0	10

14	MAX EISENMENGER	FR.	FORWARD
-----------	------------------------	------------	----------------



Münster, Germany
Djurgårdens IF J20 (SuperElit)

Career Highs

Goals: N/A
 Assists: 1 (vs. Alabama Huntsville 10/6/17)
 Points: 1 (vs. Alabama Huntsville 10/6/17)
 Multi-Point Games: N/A
 Point Streak: N/A
 Most Recent Goal: N/A

As a Freshman

- Notched an assist in his first career game as Notre Dame beat Alabama Huntsville 5-3 (Oct. 6).

EISENMENGER'S CAREER STATS												
Season	GP	G	A	Points	Shots	Shot%	Pen-Min	+/-	PPG	SHG	GWG	Blk
2017	5	0	1	1	2	.000	1-2	0	0	0	0	-
TOTAL	5	0	1	1	2	.000	1-2	0	0	0	0	-

15 ANDREW OGLEVIE JR FORWARD



Fullerton, California
Cedar Rapids RoughRiders (USHL)

Career Highs

Goals: 2 (2x - at Boston College 1/28/17)
Assists: 3 (vs. Providence 3/11/17)
Points: 3 (4x - vs. Providence 3/11/17)
Multi-Point Games: 14
Point Streak: 11 games (Jan. 7 - Feb. 17, 2017; 9-5-14)
Most Recent Goal: 12/2/17 (W, 2-0 at Michigan State)

As a Junior

- Serving as an alternate captain for the first time in his Irish career.
- Had a pair of assists in Notre Dame's season-opening 5-3 win over Alabama Huntsville (Oct. 6).
- Scored a pair of goals, each with less than one second remaining on the clock (to end the first and second periods)

- in Notre Dame's 4-0 win over Alabama Huntsville (Oct. 7).
- Scored the third period, game-tying goal against Denver in Notre Dame's 2-2 tie with the No.1 ranked Pioneers.
- Scored a power-play goal against Sacred Heart (Oct. 19).
- Missed the Omaha and Ohio State series with an upper body injury.
- Returned against Penn State and notched a goal and an assist in Notre Dame's 5-3 win (Nov. 11).
- Had a pair of assists in Notre Dame's 4-1 win at RPI (Nov. 17).
- Notched the game-winning, power-play goal in Notre Dame's 1-0 victory over Minnesota (Nov. 24).
- Scored the game-winning goal in Notre Dame's 2-0 win at Michigan State (Dec. 2).
- Had a pair of assists in Notre Dame's 6-2 win at Wisconsin (Dec. 9).

OGLEVIE'S CAREER STATS												
Season	GP	G	A	Points	Shots	Shot%	Pen-Min	+/-	PPG	SHG	GWG	Blk
2015	31	5	4	9	59	.085	4-8	+9	0	0	2	6
2016	40	21	20	41	127	.165	5-10	+18	5	1	3	8
2017	16	7	9	16	50	.140	2-4	+3	4	0	3	1
TOTAL	87	33	33	66	236	.140	11-22	+30	9	1	8	15

17 PIERCE CRAWFORD FR FORWARD



Park Ridge, Illinois
Youngstown Phantoms (USHL)

Career Highs

Goals: N/A
Assists: N/A
Points: N/A
Multi-Point Games: N/A
Point Streak: N/A

As a Freshman

- Injured in the exhibition game against the USNTDP (Oct. 1) and missed the first four series of the season (upper body).
- Made his Notre Dame debut in the 4-1 win at #16 Ohio State (Nov. 3).

CRAWFORD'S CAREER STATS												
Season	GP	G	A	Points	Shots	Shot%	Pen-Min	+/-	PPG	SHG	GWG	Blk
2017	6	0	0	0	2	.000	2-4	0	0	0	0	3
TOTAL	6	0	0	0	2	.000	2-4	0	0	0	0	3

18 JAKE EVANS SR. FORWARD



Toronto, Ontario
St. Michael's Buzzers (OJHL)

Career Highs

Goals: 2 (4x - vs. Alabama Huntsville 10/6/17)
Assists: 4 (vs. Omaha 10/26/17)
Points: 4 (vs. Omaha 10/26/17)
Multi-Point Games: 29
Point Streak: 7 games (Dec. 2, 2016 - Jan. 7, 2017; 4-4-8)
Most Recent Goal: 12/1/17 (W, 3-1 at Michigan State)

As a Senior

- After serving as an alternate captain ad a junior, he is the team's lone captain as a senior.
- Evans is the 13th Canadian-born captain of the Irish and the first since two-year captain Steve Noble (1996-98).
- Had two goals, including the game winner and the empty net shorthanded tally, and an assist in Notre Dame's 5-3 win against Alabama Huntsville to open the season (Oct. 6).
- Added a pair of assists in Notre Dame's 4-0 win in game two against the Chargers (Oct. 7) for a five-point weekend.
- Was named the Big Ten Conference's Second Star (Oct. 10).
- Had a three-point weekend against No. 1 Denver with a goal and two assists (Oct. 13-14) to reach the 100-career points milestone.
- Evans became the 52nd player in program history to notch at least 100-career points.
- Posted a career-best four assists in Notre Dame's 6-4 loss to Omaha (Oct. 26), becoming the first Irish player with a four-assist game since Stephen Johns did so on Dec. 29,

- 2010, versus Canisius.
- Posted three assists in Notre Dame's game two win over Omaha (Oct. 27) for a seven point series (0-7-7) and was named the B1G's Third Star of the Week.
- Named a Senior Class Award candidate (Nov. 1).
- Scored the game-winning goal and added two assists for a three-point game in Notre Dame's 3-2 win at Ohio State (Nov. 4).
- Had a goal and an assist in Notre Dame's 4-1 win at RPI, including the game's first goal.
- Scored the game-winning goal and added two assists for a three-point night in Notre Dame's 5-2 win over sixth-ranked Minnesota (Nov. 25).
- Had a goal and an assist to lead Notre Dame to a 3-1 win at Michigan State (Dec. 1).
- Named to Team Canada's roster for the 2017 Spengler Cup in Davos, Switzerland (Dec. 26-31).

EVANS' CAREER STATS

Season	GP	G	A	Points	Shots	Shot%	Pen-Min	+/-	PPG	SHG	GWG	Blk
2014	41	7	10	17	63	.111	11-22	+4	1	0	1	10
2015	37	8	25	33	55	.145	9-29	+15	4	0	1	26
2016	40	13	29	42	110	.118	18-47	+11	1	1	0	27
2017	20	7	21	28	47	.149	5-10	+19	1	1	3	11
TOTAL	138	35	85	120	275	.127	43-108	+49	7	2	5	74

19 MIKE O'LEARY SO. FORWARD



Halifax, Nova Scotia
Dubuque Fighting Saints (USHL)

Career Highs

Goals: 1 (4x - at Wisconsin 12/9/17)
Assists: 1 (6x - at Wisconsin 12/8/17)
Points: 1 (10x - at Wisconsin 12/9/17)
Multi-Point Games: N/A
Point Streak: 2 games (twice)
Most Recent Goal: 12/9/17 (W, 6-2 at Wisconsin)

As a Sophomore

- Notched his first point of the season with an assist against Sacred Heart (Oct. 19).
- Scored his first goal of the season in Notre Dame's 5-2 win over sixth-ranked Minnesota (Nov. 25), notching a back-handed tally for the fifth Irish goal of the night.
- Capped the scoring in Notre Dame's 6-2 win at Wisconsin (Dec. 9).

O'LEARY'S CAREER STATS

Season	GP	G	A	Points	Shots	Shot%	Pen-Min	+/-	PPG	SHG	GWG	Blk
2016	37	2	2	4	22	.091	16-40	+1	0	0	0	7
2017	20	2	4	6	27	.074	6-12	+4	0	0	0	6
TOTAL	57	4	6	10	49	.082	22-52	+5	0	0	0	13

20 JUSTIN WADE SR. DEFENSEMAN



Aurora, Illinois
Cedar Rapids RoughRiders (USHL)

Career Highs

Goals: 1 (2x - vs. UMD 10/23/15)
 Assists: 1 (15x - at Michigan State 12/1/17)
 Points: 1 (17x - at Michigan State 12/1/17)
 Multi-Point games: N/A
 Point Streak: N/A
 Most Recent Goal: 10/23/15 (T, 3-3 ot vs. Minnesota Duluth)

As a Senior

- Notched his first point of the season with an assist in the 2-2 overtime tie versus No. 1 Denver (Oct. 13).

WADE'S CAREER STATS												
Season	GP	G	A	Points	Shots	Shot%	Pen-Min	+/-	PPG	SHG	GWG	Blk
2013	6	0	0	0	-	-	0-0	-1	0	0	0	-
2014	41	1	6	7	21	.048	12-38	+7	0	0	0	49
2015	34	1	6	7	31	.032	11-22	+5	0	1	0	56
2017	17	0	3	3	14	.000	11-33	+1	0	0	0	21
TOTAL	98	2	15	17	-	-	34-93	+12	0	1	0	126

21 JOE WEGWERTH JR FORWARD



Brewster, New York
Cedar Rapids RoughRider (USHL)

Career Highs

Goals: 2 (2x - vs. Sacred Heart 10/20/17)
 Assists: 1 (9x - at Wisconsin 12/8/17)
 Points: 2 (2x - s. Sacred Heart 10/20/17)
 Multi-Point Games: 2
 Point Streak: 2 games (2x - Oct. 19-20, 2017)
 Most Recent Goal: 10/20/17 (W, 3-1 vs. Sacred Heart)

Sacred Heart (Oct. 19).

- Followed up with a two-goal effort in Notre Dame's 3-1 win over Sacred Heart (Oct. 20).
- Missed the Omaha and Ohio State series as well as games versus Penn State and RPI and the Minnesota series with a lower body injury.

As a Junior

- Scored his first goal of the season on the power play against

WEGWERTH'S CAREER STATS												
Season	GP	G	A	Points	Shots	Shot%	Pen-Min	+/-	PPG	SHG	GWG	Blk
2015	30	1	3	4	29	.034	9-18	-4	0	0	0	4
2016	33	7	4	11	52	.135	7-14	+2	3	0	0	5
2017	12	3	2	5	25	.120	1-2	+1	1	0	0	5
TOTAL	75	11	9	20	106	.104	17-34	-1	4	0	0	14

22 ANDREW PEEKE SO. DEFENSEMAN



Parkland, Florida
Green Bay Gamblers (USHL)

Career Highs

Goals: 1 (5x - vs. Omaha 10/26/17)
 Assists: 2 (4x - at Ohio State 11/4/17)
 Points: 2 (6x - vs. at Ohio State 11/4/17)
 Multi-Point Games: 5
 Point Streak: 3 games (Jan. 1 - Jan. 7, 2017)
 Most Recent Goal: 10/26/17 (L, 6-4 vs. Omaha)

- Scored his first goal of the season in Notre Dame's 6-4 loss to Omaha (Oct. 26).
- Had two assists in Notre Dame's 3-2 win at #16 Ohio State (Nov. 4).
- Had the primary assist on Cam Morrison's overtime game winner at RPI (Nov. 18).
- **Named to Team USA's roster for the 2017 IIHF World Junior Championship in Buffalo (Dec. 26 - Jan. 5).**

As a Sophomore

- Notched his first point of the season with an assist versus Sacred Heart (Oct. 19).
- Had two assists in Notre Dame's 3-1 win over Sacred Heart (Oct. 20).

PEEKE'S CAREER STATS

Season	GP	G	A	Points	Shots	Shot%	Pen-Min	+/-	PPG	SHG	GWG	Blk
2016	40	4	10	14	56	.071	8-16	+9	0	0	1	95
2017	20	1	7	8	25	.040	3-6	+12	0	0	0	38
TOTAL	60	5	17	22	81	.062	11-22	+21	0	0	1	133

23 LUKE NOVAK SO FORWARD



Waukesha, Wisconsin
New Jersey Hitmen (USPHL)

Career Highs

Goals: N/A
 Assists: 1 (vs. Omaha 10/26/17)
 Points: 1 (vs. Omaha 10/26/17)
 Multi-Point Games: N/A
 Point Streak: N/A

As a Sophomore

- Made his Notre Dame debut in the 3-1 win over Sacred Heart (Oct. 20).
- Notched his first career point with an assist in Notre Dame's 6-4 loss versus Omaha (Oct. 26).

NOVAK'S CAREER STATS

Season	GP	G	A	Points	Shots	Shot%	Pen-Min	+/-	PPG	SHG	GWG	Blk
2017	4	0	1	1	7	.000	1-2	0	0	0	0	2
TOTAL	4	0	1	1	-	-	1-2	0	0	0	0	2

24 LUKE RIPLEY SR. DEFENSEMAN



Kitimat, British Columbia
Powell River Kings (BCHL)

Career Highs

Goals: 1 (3x - vs. Northeastern 3/12/16)
Assists: 1 (12x - at Providence 2/19/16)
Points: 1 (15x - vs. Northeastern 3/12/16)
Multi-Point Games: N/A
Point Streak: 3 games (Jan. 31 - Feb. 7, 2015; 0-3-3)
Most Recent Goal: 3/12/16 (L, 6-4 vs. Northeastern)

As a Senior

- Serving as an alternate captain for the second consecutive season.

RIPLEY'S CAREER STATS

Season	GP	G	A	Points	Shots	Shot%	Pen-Min	+/-	PPG	SHG	GWG	Blk
2014	42	2	6	8	32	.062	15-30	+4	0	0	1	71
2015	37	1	6	7	40	.025	18-47	+12	0	0	0	56
2016	38	0	0	0	26	.000	20-40	-4	0	0	0	36
2017	2	0	0	0	-	-	0-0	0	0	0	0	-
TOTAL	119	3	12	15	-	-	53-117	+12	0	0	1	163

25 DYLAN MALMQUIST JR. FORWARD



Edina, Minnesota
Edina High School

Career Highs

Goals: 2 (5x - at Wisconsin 12/8/17)
Assists: 2 (4x - vs. Alaska 1/1/17)
Points: 3 (3x - at Minnesota Duluth 10/15/16)
Multi-Point Games: 10
Point Streak: 2 games (7x - Nov. 3-4, 2017)
Most Recent Goal: 12/8/17 (W, 3-2 at Wisconsin - two goals)

what proved to be the game winner in Notre Dame's 4-1 win at #16 Ohio State (Nov. 3).

- Had a goal and an assist in Notre Dame's 3-2 win at Ohio State (Nov. 4).
- Had the primary assist on Andrew Oglevie's game-winning goal at Michigan State in Notre Dame's 2-0 win (Dec. 2).
- Had a pair of third period goals, including the game winner, in Notre Dame's 3-2 comeback win at 12th-ranked Wisconsin (Dec. 8).

As a Junior

- Missed the first three series of the year with a lower body injury before returning for the Omaha series (Oct. 26-27).
- His first goal of the season was scored in the third period and

MALMQUIST'S CAREER STATS

Season	GP	G	A	Points	Shots	Shot%	Pen-Min	+/-	PPG	SHG	GWG	Blk
2015	36	11	6	17	59	.186	7-25	+9	2	0	2	7
2016	40	10	14	24	68	.147	10-20	+6	3	0	3	3
2017	14	4	3	7	19	.211	2-4	+4	0	0	2	3
TOTAL	90	25	23	48	146	.171	19-49	+19	5	0	7	13

26 CAM MORRISON **SO** **FORWARD**



Aurora, Ontario
Youngstown Phantoms (USHL)

Career Highs

Goals: 2 (vs. UMass Lowell 3/26/17)
Assists: 3 (vs. Minnesota 11/25/17)
Points: 3 (vs. Minnesota 11/25/17)
Multi-Point Games: 8
Point Streak: 3 games (Dec. 3-31, 2016; 1-3-4)
Most Recent Goal: 11/3/17 (W, 4-1 at Ohio State)

- Scored in the third period to restore Notre Dame's two goal lead in an eventual 4-1 win at #16 Ohio State (Nov. 3).
- Scored his first career overtime game-winning goal for the Irish in Notre Dame's 1-0 win at RPI, just 13 seconds into the extra stanza (Nov. 18).
- Notched a career-high three assists in Notre Dame's 5-2 win over Minnesota (Nov. 25).
- Had a pair of assists in Notre Dame's 6-2 win at Wisconsin (Dec. 9).

As a Sophomore

- Scored his first goal of the season in the third period of Notre Dame's 4-2 loss to No. 1 Denver (Oct. 14).

MORRISON'S CAREER STATS

Season	GP	G	A	Points	Shots	Shot%	Pen-Min	+/-	PPG	SHG	GWG	Blk
2016	40	12	12	24	83	.145	6-12	+5	5	0	1	8
2017	20	4	8	12	34	.118	3-6	+1	0	0	1	2
TOTAL	60	16	20	36	117	.137	9-18	+6	5	0	2	10

27 BOBBY NARDELLA **JR** **DEFENSEMAN**



Rosemont, Illinois
Tri-City Storm (USHL)

Career Highs

Goals: 2 (vs. Arizona State 10/7/16)
Assists: 2 (7x - vs. Omaha 10/27/17)
Points: 3 (3x - at UMass 12/2/16)
Multi-Point Games: 11
Point Streak: 6 games (Jan 2-23, 2017; 2-10-12)
Most Recent Goal: 11/17/17 (W, 4-1 at RPI)

win over Alabama Huntsville (Oct. 6) and then added an assist in the 4-0 game two win over the Chargers for a two-point weekend.

- Had two assists in game one against Sacred Heart (Oct. 19).
- Had a goal and an assist in Notre Dame's 6-4 loss to Omaha (Oct. 26).
- Posted two assists in Notre Dame's 5-4 win over Omaha (Oct. 27).
- Had a goal and an assist in Notre Dame's 5-3 win over Penn State (Nov. 10).

As a Junior

- Scored a power-play goal in Notre Dame's season-opening

NARDELLA'S CAREER STATS

Season	GP	G	A	Points	Shots	Shot%	Pen-Min	+/-	PPG	SHG	GWG	Blk
2015	35	4	20	24	69	.058	9-18	+9	1	0	1	20
2016	34	7	14	21	84	.083	9-26	+5	4	0	1	34
2017	20	4	10	14	29	.138	7-14	+3	2	0	0	18
TOTAL	89	15	44	59	182	.082	25-58	+17	7	0	2	72

28 JACK JENKINS JR FORWARD



Lake Bluff, Illinois
 Fargo Force (USHL)

Career Highs

Goals: 1 (11x - vs. Penn State 11/10/17)
 Assists: 1 (12x - at Wisconsin 12/9/17)
 Points: 2 (vs. Providence 3/10/17)
 Multi-Point Games: 1
 Point Streak: 3 games (March 10-26, 2017)
 Most Recent Goal: 11/10/17 (W, 5-3 vs. Penn State)

Sacred Heart (Oct. 19).

- Scored his first goal of the season in Notre Dame's 5-4 win over Omaha (Oct. 27).
- Added the empty net tally to seal Notre Dame's 5-3 win over Penn State (Nov. 10).

As a Junior

- Notched his first point of the season with an assist against

JENKINS' CAREER STATS

Season	GP	G	A	Points	Shots	Shot%	Pen-Min	+/-	PPG	SHG	GWG	Blk
2015	28	2	2	4	28	.071	1-2	-1	0	0	1	9
2016	36	7	5	12	88	.080	2-4	+1	0	0	2	24
2017	20	2	5	7	35	.057	0-0	+3	0	0	0	14
TOTAL	84	11	12	23	151	.073	3-6	+3	0	0	3	47

29 BO BRAUER SR FORWARD



Edina, Minnesota
 Naniamo Clippers (BCHL)

Career Highs

Goals: 2 (vs. Arizona State 10/7/16)
 Assists: 2 (vs. Providence 3/10/17)
 Points: 2 (vs. Providence 3/10/17)
 Multi-Point Games: 2
 Point Streak: 2 games (November 10-pres., 2017)
 Most Recent Goal: 11/11/17 (W, 1-0 vs. Penn State)

Huntsville (Oct. 7), which was his first game of the season.

- Scored his first goal of the season to get the Irish on the board in an eventual 5-3 win over Penn State (Nov. 10).
- Scored his first career game-winning goal in Notre Dame's 1-0 win over Penn State (Nov. 11).


As a Senior

- Notched an assist in Notre Dame's 4-0 win over Alabama

BRAUER'S CAREER STATS

Season	GP	G	A	Points	Shots	Shot%	Pen-Min	+/-	PPG	SHG	GWG	Blk
2014	2	0	0	0	1	.000	1-2	0	0	0	0	-
2015	1	0	0	0	-	-	0-0	0	0	0	0	-
2016	26	3	2	5	12	.250	3-14	+3	1	0	0	1
2017	17	2	3	5	20	.100	3-6	+6	0	0	1	5
TOTAL	46	5	5	10	-	-	7-22	+9	1	0	1	6

33 NICK SANFORD FR. GOALTENDER



Morristown, New Jersey
 Boston Jr. Bruins (USPHL)

Career Highs

Goals: N/A
 Assists: N/A
 Points: N/A
 Multi-Point Games: N/A
 Point Streak: N/A

As a Freshman

32 CALE MORRIS SO GOALTENDER



Larkspur, Colorado
Waterloo Black Hawks (USHL)

Career Highs

Saves: 44 (vs. Minnesota 11/24/17)
Goals Against: 4 (vs. Omaha 10/27/17)
Shutouts (4):
vs. Penn State 11/11/17 (W, 1-0; 33 saves)
at RPI 11/18/17 (W, 1-0; 25 saves)
vs. Minnesota 11/24/17 (W, 1-0; 44 saves)
at Michigan State 12/2/17 (W, 2-0; 23 saves)

As a Sophomore

- Made 25 saves against Alabama Huntsville to earn the win in his first career start (Oct. 6).
- Made a career-high 30 saves in Notre Dame's 4-2 loss to Denver (last DU goal was an ENG).
- Stopped 24 of the 25 shots he faced against Sacred Heart to post his second career win (Oct. 20).
- Made 23 saves to lead the Irish to a 4-1 win at #16 Ohio State, marking Notre Dame's first win in its first Big Ten game.
- Made 39 saves in Notre Dame's 3-2 win at #16 Ohio State (Nov. 4) for his third straight win, including 22 saves in the third period.
- Stopped a career-high 40 shots in Notre Dame's 5-3 win over

- Penn State (Nov. 10).
- Made 33 saves in Notre Dame's 1-0 win against Penn State to post his first career shutout (Nov. 11).
- Put together a shutout streak of 118:30 from Nov. 10 - Nov. 17 that came to an end in the third period of Notre Dame's 4-1 win at RPI (Nov. 17).
- Came back and posted a 25-save shutout in game two against the Engineers as Notre Dame won 1-0 in overtime (Nov. 18).
- Made a career high 44 saves in Notre Dame's 1-0 win over Minnesota (Nov. 25).
- Stopped 40 shots while yielding just two power-play goals in game two against the Gophers as the Irish won 5-2 (Nov. 25).
- Named the Big Ten's First Star for the third consecutive week following that Minnesota series.
- Posted a 23-save shutout in Notre Dame's 2-0 win at Michigan State (Dec. 2) for his fourth shutout of the season and of his career.

MORRIS' GAME-BY-GAME (2017-18)															
Date	Opponent	Score	Minutes	GA	GAAvg	Saves	Save%	W	L	T	PP	SH	EN	PN	SO
Oct 06, 2017	ALABAMA HUNTSVILLE	5-3	60:00	3	3.00	25	.893	1	0	0	1	0	0	0	0
Oct 14, 2017	DENVER	2-4	59:32	3	3.01	30	.902	1	1	0	0	0	0	0	0
Oct 20, 2017	SACRED HEART	3-1	60:00	1	2.34	24	.919	2	1	0	0	0	0	0	0
Oct 26, 2017	OMAHA	4-6	19:03	0	2.11	5	.923	2	1	0	0	0	0	0	0
Oct 27, 2017	OMAHA	5-4	60:00	4	2.55	27	.910	3	1	0	2	0	0	0	0
Nov 03, 2017	at Ohio State	4-1	60:00	1	2.26	23	.918	4	1	0	0	0	0	0	0
Nov 04, 2017	at Ohio State	3-2	60:00	2	2.22	39	.925	5	1	0	1	0	0	0	0
Nov 10, 2017	PENN STATE	5-3	60:00	3	2.33	40	.926	6	1	0	0	0	0	0	0
Nov 11, 2017	PENN STATE	1-0	60:00	0	2.05	33	.935	7	1	0	0	0	0	0	0
Nov 17, 2017	at Rensselaer	4-1	60:00	1	1.93	38	.940	8	1	0	0	0	0	0	0
Nov 18, 2017	at Rensselaer	1-0	60:13	0	1.75	25	.945	9	1	0	0	0	0	0	0
Nov 24, 2017	MINNESOTA	1-0	60:00	0	1.59	44	.951	10	1	0	0	0	0	0	0
Nov 25, 2017	MINNESOTA	5-2	60:00	2	1.62	40	.952	11	1	0	2	0	0	0	0
Dec 01, 2017	at Michigan State	3-1	60:00	1	1.58	29	.953	12	1	0	0	0	0	0	0
Dec 02, 2017	at Michigan State	2-0	60:00	0	1.47	23	.955	13	1	0	0	0	0	0	0
Dec 08, 2017	at Wisconsin	3-2	60:00	2	1.50	34	.954	14	1	0	1	0	0	0	0
Dec 09, 2017	at Wisconsin	6-2	60:00	2	1.53	39	.954	15	1	0	1	0	0	0	0
Totals			978:48	25	1.53	518	.954	15	1	0	8	0	0	0	0

MORRIS' CAREER STATS												
Goalie	GP-GS	Minutes	GA	GAAvg	Saves	Save%	W	L	T	Sho	PPG	SHG
2016	1-0	19:43	1	3.04	7	.875	0	0	0	0.0	0	0
2017	17-16	978:48	25	1.53	518	.954	15	1	0	4.0	8	0
TOTAL	18-16	998:31	26	1.56	525	.953	15	1	0	4.0	8	0



Hockey Game Box Score (Final)
Alabama Huntsville vs #8 Notre Dame (Oct 06, 2017 at Notre Dame, Ind.)

Alabama Huntsville (0-1-0) vs. Notre Dame (1-0-0)
Date: Oct 06, 2017 • Location: Notre Dame, Ind. • Arena: Compton Family Arena
Attendance: 3885 • Start time: 7:35 PM • End time: 9:55 PM • Total time: 2:20

Table with columns: Prd, Time, Team, Scored by, Assists, Vis. on ice, Home on ice, Goals by Period. Rows include game events for both teams.

TEAM SUMMARY

Summary table for Alabama Huntsville and Notre Dame, including goals, assists, and penalties.

GOALTENDERS

Goaltender statistics for Alabama Huntsville and Notre Dame.

PENALTY SUMMARY

Penalty summary table for Alabama Huntsville and Notre Dame.

Win-Cale Morris (1-0-0). Loss-Jordan Uhelski (0-1-0).

Hockey Game Box Score (Final)
Alabama Huntsville vs #8 Notre Dame (Oct 07, 2017 at Notre Dame, Ind.)

Alabama Huntsville (0-2-0) vs. Notre Dame (2-0-0)
Date: Oct 07, 2017 • Location: Notre Dame, Ind. • Arena: Compton Ice Arena
Attendance: 3412 • Start time: 7:05 PM • End time: 9:17 PM • Total time: 2:12

Table with columns: Prd, Time, Team, Scored by, Assists, Vis. on ice, Home on ice, Goals by Period. Rows include game events for both teams.

TEAM SUMMARY

Summary table for Alabama Huntsville and Notre Dame, including goals, assists, and penalties.

GOALTENDERS

Goaltender statistics for Alabama Huntsville and Notre Dame.

PENALTY SUMMARY

Penalty summary table for Alabama Huntsville and Notre Dame.

Win-Dylan St. Cyr (1-0-0). Loss-Mark Sinclair (0-1-0).

Referee's signature

Hockey Game Box Score (Final)
#1 Denver vs #4 Notre Dame (Oct 13, 2017 at Notre Dame, Ind.)

Denver (0-0-1) vs. Notre Dame (2-0-1)
Date: Oct 13, 2017 • Location: Notre Dame, Ind. • Arena: Compton Family Arena
Attendance: 4478 • Start time: 7:05 • End time: 9:40 pm • Total time: 2:35

Table with columns: Prd, Time, Team, Scored by, Assists, Vis. on ice, Home on ice, Goals by Period. Rows include game events for both teams.

TEAM SUMMARY

Summary table for Denver and Notre Dame, including goals, assists, and penalties.

GOALTENDERS

Goaltender statistics for Denver and Notre Dame.

PENALTY SUMMARY

Penalty summary table for Denver and Notre Dame.

Denver-Tanner Jaiellet (0-0-1). Notre Dame-Dylan St. Cyr (1-0-1).

Denver wins shootout 2-1 (4 rounds).

Referee's signature

Hockey Game Box Score (Final)
#1 Denver vs #4 Notre Dame (Oct 14, 2017 at Notre Dame, Ind.)

Denver (1-0-1) vs. Notre Dame (2-1-1)
Date: Oct 14, 2017 • Location: Notre Dame, Ind. • Arena: Compton Family Arena
Attendance: 4075 • Start time: 6:05 PM • End time: 8:33 PM • Total time: 2:28

Table with columns: Prd, Time, Team, Scored by, Assists, Vis. on ice, Home on ice, Goals by Period. Rows include game events for both teams.

TEAM SUMMARY

Summary table for Denver and Notre Dame, including goals, assists, and penalties.

GOALTENDERS

Goaltender statistics for Denver and Notre Dame.

Penalty summary table for Denver and Notre Dame.

Win-Tanner Jaiellet (1-0-1). Loss-Cale Morris (1-1-0).



Hockey Game Box Score (Final) Sacred Heart vs #5 Notre Dame (Oct 19, 2017 at Notre Dame, Ind.)

Sacred Heart (2-2-0, 0-0-0 AHA) vs. Notre Dame (2-2-1, 0-0-0 B1G)
Date: Oct 19, 2017 • Location: Notre Dame, Ind. • Arena: Compton Family Arena
Attendance: 3340 • Start time: 7:35 PM • End time: 9:48 PM • Total time: 2:13

Table with columns: Prd, Time, Team, Scored by, Assists, Vis. on ice, Home on ice, Goals by Period, Shots by Period, Power Play Goals-Att (Sh), Penalties-Minutes by Prd

TEAM SUMMARY

Summary table for Sacred Heart and Notre Dame with columns: #, Player, Team, Goals, Assists, Saves, etc.

GOALTENDERS

Goaltender stats for Sacred Heart and Notre Dame

PENALTY SUMMARY

Penalty summary for Sacred Heart and Notre Dame

Win-Nathan (2-1-0). Loss-Dylan St. Cyr (1-1-1).

Hockey Game Box Score (Final) Sacred Heart vs #5 Notre Dame (Oct 20, 2017 at Notre Dame, Ind.)

Sacred Heart (2-3-0, 0-0-0 AHA) vs. Notre Dame (3-2-1, 0-0-0 B1G)
Date: Oct 20, 2017 • Location: Notre Dame, Ind. • Arena: Compton Family Arena
Attendance: 4007 • Start time: 7:35 PM • End time: 9:56 PM • Total time: 2:21

Table with columns: Prd, Time, Team, Scored by, Assists, Vis. on ice, Home on ice, Goals by Period, Shots by Period, Power Play Goals-Att (Sh), Penalties-Minutes by Prd

TEAM SUMMARY

Summary table for Sacred Heart and Notre Dame with columns: #, Player, Team, Goals, Assists, Saves, etc.

GOALTENDERS

Goaltender stats for Sacred Heart and Notre Dame

PENALTY SUMMARY

Penalty summary for Sacred Heart and Notre Dame

Win-Cale Morris (2-1-0). Loss-Perry, Nathan (0-2-0).

Referee's signature

Hockey Game Box Score (Final) Omaha vs #8 Notre Dame (Oct 26, 2017 at Notre Dame, Ind.)

Omaha (3-1-1, 0-0-0 NCHC) vs. Notre Dame (3-3-1, 0-0-0 B1G)
Date: Oct 26, 2017 • Location: Notre Dame, Ind. • Arena: Compton Family Arena
Attendance: 3834 • Start time: 7:35 PM • End time: 9:55 PM • Total time: 2:20

Table with columns: Prd, Time, Team, Scored by, Assists, Vis. on ice, Home on ice, Goals by Period, Shots by Period, Power Play Goals-Att (Sh), Penalties-Minutes by Prd

TEAM SUMMARY

Summary table for Omaha and Notre Dame with columns: #, Player, Team, Goals, Assists, Saves, etc.

GOALTENDERS

Goaltender stats for Omaha and Notre Dame

PENALTY SUMMARY

Penalty summary for Omaha and Notre Dame

Win-Evan Weninger (3-1-0). Loss-Dylan St. Cyr (1-2-1).

Hockey Game Box Score (Final) Omaha vs #8 Notre Dame (Oct 27, 2017 at Notre Dame, Ind.)

Omaha (3-2-1, 0-0-0 NCHC) vs. Notre Dame (4-3-1, 0-0-0 B1G)
Date: Oct 27, 2017 • Location: Notre Dame, Ind. • Arena: Compton Family Arena
Attendance: 4743 • Start time: 7:35 PM • End time: 10:00 PM • Total time: 2:25

Table with columns: Prd, Time, Team, Scored by, Assists, Vis. on ice, Home on ice, Goals by Period, Shots by Period, Power Play Goals-Att (Sh), Penalties-Minutes by Prd

TEAM SUMMARY

Summary table for Omaha and Notre Dame with columns: #, Player, Team, Goals, Assists, Saves, etc.

GOALTENDERS

Goaltender stats for Omaha and Notre Dame

PENALTY SUMMARY

Penalty summary for Omaha and Notre Dame

Win-Cale Morris (3-1-0). Loss-Evan Weninger (3-2-0).



Hockey Game Box Score (Final) #10 Notre Dame vs #16 Ohio State (Nov 03, 2017 at Columbus, Ohio)

Notre Dame (5-3-1, 1-0-0-0) vs. Ohio State (5-2-2, 1-2-0-0)
Date: Nov 03, 2017 • Location: Columbus, Ohio • Arena: Value City Arena
Attendance: 6749 • Start time: 7:03 pm • End time: 9:15 pm • Total time: 2:08

Table with columns: Prd, Time, Team, Scored by, Assists, Vis. on ice, Home on ice, Goals by Period, Shots by Period.

TEAM SUMMARY table with columns: #, Name, G, A, Pim, Sh, +/-, BI for both teams.

GOALTENDERS table with columns: #, Name, Dec, Min, GA, 1, 2, 3, Saves.

PENALTY SUMMARY table with columns: Prd, Player, Team, Min/Offense, Time.

Win-Cale Morris (4-1-0). Loss-Sean Romeo (5-2-2). Referee's signature

Hockey Game Box Score (Final) #10 Notre Dame vs #16 Ohio State (Nov 04, 2017 at Columbus, Ohio)

Notre Dame (6-3-1, 2-0-0-0) vs. Ohio State (5-3-2, 1-3-0-0)
Date: Nov 04, 2017 • Location: Columbus, Ohio • Arena: Value City Arena
Attendance: 5900 • Start time: 7:05 pm • End time: 9:28 pm • Total time: 2:23

Table with columns: Prd, Time, Team, Scored by, Assists, Vis. on ice, Home on ice, Goals by Period, Shots by Period.

TEAM SUMMARY table with columns: #, Name, G, A, Pim, Sh, +/-, BI for both teams.

GOALTENDERS table with columns: #, Name, Dec, Min, GA, 1, 2, 3, Saves.

PENALTY SUMMARY table with columns: Prd, Player, Team, Min/Offense, Time.

Win-Cale Morris (5-1-0). Loss-Sean Romeo (5-3-2). Referee's signature

Hockey Game Box Score (Final) Penn State vs Notre Dame (Nov 10, 2017 at Notre Dame, Ind.)

Penn State (5-6-0, 2-3-0 B1G) vs. Notre Dame (7-3-1, 3-0-0 B1G)
Date: Nov 10, 2017 • Location: Notre Dame, Ind. • Arena: Compton Family Arena
Attendance: 4574 • Start time: • End time: 9:55 PM • Total time: 2:20

Table with columns: Prd, Time, Team, Scored by, Assists, Vis. on ice, Home on ice, Goals by Period, Shots by Period.

TEAM SUMMARY table with columns: #, Name, G, A, Pim, Sh, +/-, BI for both teams.

GOALTENDERS table with columns: #, Name, Dec, Min, GA, 1, 2, 3, Saves.

PENALTY SUMMARY table with columns: Prd, Player, Team, Min/Offense, Time.

Win-Cale Morris (6-1-0). Loss-Jones, Peyton (5-4-0). Referee's signature

Hockey Game Box Score (Final) #19 Penn State vs #6 Notre Dame (Nov 11, 2017 at Notre Dame, Ind.)

Penn State (5-7-0, 2-4-0 B1G) vs. Notre Dame (8-3-1, 4-0-0 B1G)
Date: Nov 11, 2017 • Location: Notre Dame, Ind. • Arena: Compton Family Arena
Attendance: 4160 • Start time: • End time: 5:40 PM • Total time: 2:12

Table with columns: Prd, Time, Team, Scored by, Assists, Vis. on ice, Home on ice, Goals by Period, Shots by Period.

TEAM SUMMARY table with columns: #, Name, G, A, Pim, Sh, +/-, BI for both teams.

GOALTENDERS table with columns: #, Name, Dec, Min, GA, 1, 2, 3, Saves.

PENALTY SUMMARY table with columns: Prd, Player, Team, Min/Offense, Time.

Win-Cale Morris (7-1-0). Loss-Jones, Peyton (5-5-0). Referee's signature



Hockey Game Box Score (Final) #4 Notre Dame vs Rensselaer (Nov 17, 2017 at Troy, N.Y.)

Notre Dame (9-3-1) vs. Rensselaer (2-6-3) Date: Nov 17, 2017 • Location: Troy, N.Y. • Arena: Houston Field House Attendance: 2866 • Start time: 7pm • End time: 9:22pm • Total time: 2:22

Table with columns: Prd, Time, Team, Scored by, Assists, Vis. on ice, Home on ice, Goals by Period (1, 2, 3, Tot), and NP.

TEAM SUMMARY table with columns: #, Notre Dame, G, A, PI, Sh +/-, BI, #, Rensselaer, G, A, PI, Sh +/-, BI, and Goals/Assists/Points (GAP) for each player.

GOALTENDERS

Goalie stats table with columns: ##, Notre Dame, Dec, Min, GA, 1, 2, 3, Saves, and ##, Rensselaer, Dec, Min, GA, 1, 2, 3, Saves.

PENALTY SUMMARY

Penalty summary table with columns: Prd, Player, Team, Min/Offense, Time, Prd, Player, Team, Min/Offense, Time.

Win-Cale Morris (8-1-0). Loss-Linden Marshall (1-1-1). #RockthePlanet | In Memory of Mike Radomski

Referee's signature

Hockey Game Box Score (Final) #6 Minnesota vs #4 Notre Dame (Nov 24, 2017 at Notre Dame, Ind.)

Minnesota (9-5-1, 3-3-1 B1G) vs. Notre Dame (11-3-1, 5-0-0 B1G) Date: Nov 24, 2017 • Location: Notre Dame, Ind. • Arena: Compton Family Arena Attendance: 4931 • Start time: 7:40 PM • End time: 9:57 PM • Total time: 2:17

Table with columns: Prd, Time, Team, Scored by, Assists, Vis. on ice, Home on ice, Goals by Period (1, 2, 3, Tot), and NP.

TEAM SUMMARY table with columns: #, Minnesota, 1, 2, 3, Tot +/-, BI, #, Notre Dame, 1, 2, 3, Tot +/-, BI, and Goals/Assists/Points (GAP) for each player.

GOALTENDERS

Goalie stats table with columns: ##, Minnesota, Dec, Min, GA, 1, 2, 3, Saves, and ##, Notre Dame, Dec, Min, GA, 1, 2, 3, Saves.

PENALTY SUMMARY

Penalty summary table with columns: Prd, Player, Team, Min/Offense, Time, Prd, Player, Team, Min/Offense, Time.

Win-Cale Morris (10-1-0). Loss-Schierhorn, Eric (9-5-1).

Referee's signature

Hockey Game Box Score (Final) #4 Notre Dame vs Rensselaer (Nov 18, 2017 at Troy, N.Y.)

Notre Dame (10-3-1) vs. Rensselaer (2-7-3) Date: Nov 18, 2017 • Location: Troy, N.Y. • Arena: Houston Field House Attendance: 3030 • Start time: 7pm • End time: 9:20pm • Total time: 2:20

Table with columns: Prd, Time, Team, Scored by, Assists, Vis. on ice, Home on ice, Goals by Period (1, 2, 3, Tot), and NP.

TEAM SUMMARY table with columns: #, Notre Dame, G, A, PI, Sh +/-, BI, #, Rensselaer, G, A, PI, Sh +/-, BI, and Goals/Assists/Points (GAP) for each player.

GOALTENDERS

Goalie stats table with columns: ##, Notre Dame, Dec, Min, GA, 1, 2, 3, OT, Saves, and ##, Rensselaer, Dec, Min, GA, 1, 2, 3, OT, Saves.

PENALTY SUMMARY

Penalty summary table with columns: Prd, Player, Team, Min/Offense, Time, Prd, Player, Team, Min/Offense, Time.

Win-Cale Morris (9-1-0). Loss-Linden Marshall (1-2-1). #RockthePlanet | In Memory of Mike Radomski

Referee's signature

Hockey Game Box Score (Final) #6 Minnesota vs #4 Notre Dame (Nov 25, 2017 at Notre Dame, Ind.)

Minnesota (9-6-1, 3-4-1 B1G) vs. Notre Dame (12-3-1, 6-0-0 B1G) Date: Nov 25, 2017 • Location: Notre Dame, Ind. • Arena: Compton Family Arena Attendance: 4383 • Start time: 7:05 PM • End time: 9:27 PM • Total time: 2:22

Table with columns: Prd, Time, Team, Scored by, Assists, Vis. on ice, Home on ice, Goals by Period (1, 2, 3, Tot), and NP.

TEAM SUMMARY table with columns: #, Minnesota, 1, 2, 3, Tot +/-, BI, #, Notre Dame, 1, 2, 3, Tot +/-, BI, and Goals/Assists/Points (GAP) for each player.

GOALTENDERS

Goalie stats table with columns: ##, Minnesota, Dec, Min, GA, 1, 2, 3, Saves, and ##, Notre Dame, Dec, Min, GA, 1, 2, 3, Saves.

PENALTY SUMMARY

Penalty summary table with columns: Prd, Player, Team, Min/Offense, Time, Prd, Player, Team, Min/Offense, Time.

Win-Cale Morris (11-1-0). Loss-Schierhorn, Eric (9-6-1).



Hockey Game Box Score (Final) #4 Notre Dame vs Michigan State (Dec 01, 2017 at East Lansing, Mich.)



Notre Dame (13-3-1, 7-0) vs. Michigan State (7-7-1, 1-5-1-1)
Date: Dec 01, 2017 • Location: East Lansing, Mich. • Arena: Munn Ice Arena
Attendance: 6392 • Start time: 7:05 pm • End time: 9:10 pm • Total time: 2:05

Table with columns: Prd, Time, Team, Scored by, Assists, Vis. on ice, Home on ice, Goals by Period, Shots by Period, Power Play Goals-Att (Sh), Penalties-Minutes by Prd, and TEAM SUMMARY.

GOALTENDERS table with columns: #, Notre Dame, Dec, Min, GA, 1, 2, 3, Saves, #, Michigan State, Dec, Min, GA, 1, 2, 3, Saves.

PENALTY SUMMARY table with columns: Prd, Player, Team, Min/Offense, Time, Prd, Player, Team, Min/Offense, Time.

Win-Cale Morris (12-1). Loss-Lethemon, John (7-5-1). Referee's signature

Hockey Game Box Score (Final) #4 Notre Dame vs Michigan State (Dec 02, 2017 at East Lansing, Mich.)

Notre Dame (14-3-1, 8-0) vs. Michigan State (7-8-1, 1-6-1-1)
Date: Dec 02, 2017 • Location: East Lansing, Mich. • Arena: Munn Ice Arena
Attendance: 5698 • Start time: 7:05 pm • End time: 9:09 pm • Total time: 2:04

Table with columns: Prd, Time, Team, Scored by, Assists, Vis. on ice, Home on ice, Goals by Period, Shots by Period, Power Play Goals-Att (Sh), Penalties-Minutes by Prd, and TEAM SUMMARY.

GOALTENDERS table with columns: #, Notre Dame, Dec, Min, GA, 1, 2, 3, Saves, #, Michigan State, Dec, Min, GA, 1, 2, 3, Saves.

PENALTY SUMMARY table with columns: Prd, Player, Team, Min/Offense, Time, Prd, Player, Team, Min/Offense, Time.

Win-Cale Morris (13-1). Loss-Lethemon, John (7-6-1). Referee's signature

Hockey Game Box Score (Final) #4 Notre Dame vs #12 Wisconsin (Dec 08, 2017 at Madison, Wis.)

Notre Dame (15-3-1, 9-0-0 BIG) vs. Wisconsin (10-8-2, 4-4-1 BIG)
Date: Dec 08, 2017 • Location: Madison, Wis. • Arena: Kohl Center
Attendance: 9216 • Start time: 8:03 pm • End time: 10:37 pm • Total time: 2:24

Table with columns: Prd, Time, Team, Scored by, Assists, Vis. on ice, Home on ice, Goals by Period, Shots by Period, Power Play Goals-Att (Sh), Penalties-Minutes by Prd, and TEAM SUMMARY.

GOALTENDERS table with columns: #, Notre Dame, Dec, Min, GA, 1, 2, 3, Saves, #, Wisconsin, Dec, Min, GA, 1, 2, 3, Saves.

PENALTY SUMMARY table with columns: Prd, Player, Team, Min/Offense, Time, Prd, Player, Team, Min/Offense, Time.

Win-Cale Morris (14-1-0). Loss-Jack Berry (3-2-0). ND loses challenge TO with 8:06 left in 1st. Timeout UW with 1:31 left in 3rd period. Referee's signature

Hockey Game Box Score (Final) #4 Notre Dame vs #12 Wisconsin (Dec 09, 2017 at Madison, Wis.)

Notre Dame (16-3-1, 10-0-0-OBIG) vs. Wisconsin (10-9-2, 4-5-1-1 BIG)
Date: Dec 09, 2017 • Location: Madison, Wis. • Arena: Kohl Center
Attendance: 11934 • Start time: 7:07 pm • End time: 9:30 pm • Total time: 2:23

Table with columns: Prd, Time, Team, Scored by, Assists, Vis. on ice, Home on ice, Goals by Period, Shots by Period, Power Play Goals-Att (Sh), Penalties-Minutes by Prd, and TEAM SUMMARY.

GOALTENDERS table with columns: #, Notre Dame, Dec, Min, GA, 1, 2, 3, Saves, #, Wisconsin, Dec, Min, GA, 1, 2, 3, Saves.

PENALTY SUMMARY table with columns: Prd, Player, Team, Min/Offense, Time, Prd, Player, Team, Min/Offense, Time.

Win-Cale Morris (15-1-0). Loss-Kyle Hayton (7-7-2). Referee's signature