



2011-12 NOTRE DAME MEN'S BASKETBALL

ATHLETICS MEDIA RELATIONS: MEDIA RELATIONS CONTACTS:

Joyce Center
Bernadette Cafarelli
Sean Carroll

Room 112
o: (574) 631-8458
o: (574) 631-2664

Notre Dame, IN 46556
c: (574) 532-0249
c: (574) 340-2177

Fax: (574) 631-7941
cafarelli.1@nd.edu
carroll.64@nd.edu

2011-12 Schedule

| Date | Opponent | Time |
|--|--|------------|
| 11/1 | ST. XAVIER (Exhibition) | W, 90-72 |
| 11/7 | STONEHILL (Exhibition) | W, 92-70 |
| 11/12 | MISSISSIPPI VALLEY STATE | W, 80-67 |
| 11/14 | DETROIT^ (ESPNU) | W, 59-53 |
| 11/16 | SAM HOUSTON STATE^ | W, 74-41 |
| 11/18 | DELAWARE STATE | W, 93-69 |
| 11/21 | vs. #21/21 Missouri (ESPN2) | L, 58-87 |
| 11/22 | vs. Georgia! (ESPNU) | 7:45 p.m. |
| 11/27 | BRYANT | 2:00 p.m. |
| 11/30 | at Gonzaga (ESPN2) | 11:15 p.m. |
| 12/4 | vs. Maryland\$ | 4:45 p.m. |
| 12/8 | MAINE | 7:30 p.m. |
| 12/10 | DARTMOUTH | 7:30 p.m. |
| 12/17 | vs. Indiana% (ESPN2) | 4:30 p.m. |
| 12/19 | SACRED HEART | 7:30 p.m. |
| 12/27 | PITTSBURGH* (ESPN2) | 7:00 p.m. |
| 1/4 | at Cincinnati* | 7:00 p.m. |
| 1/7 | at Louisville* (ESPNU) | 4:00 p.m. |
| 1/10 | USF* | 7:00 p.m. |
| 1/14 | CONNECTICUT* (ESPN2) | 11:00 a.m. |
| 1/16 | at Rutgers* (ESPNU) | 9:00 p.m. |
| 1/21 | SYRACUSE* (ESPN) | 6:00 p.m. |
| 1/25 | at Seton Hall* | 8:00 p.m. |
| 1/29 | at Connecticut* | Noon |
| 2/4 | MARQUETTE* (CBS) | 1:00 p.m. |
| 2/8 | at West Virginia* (ESPN2) | 9:00 p.m. |
| 2/11 | DEPAUL* | Noon |
| 2/15 | RUTGERS* (ESPNU) | 7:00 p.m. |
| 2/18 | at Villanova* (ESPNU) | 9:00 p.m. |
| 2/22 | WEST VIRGINIA* (ESPN2) | 7:00 p.m. |
| 2/25 | at St. John's* (ESPN) | Noon |
| 2/27 | at Georgetown* (ESPN) | 7:00 p.m. |
| 3/2 | PROVIDENCE* | 7:00 p.m. |
| BIG EAST CHAMPIONSHIP | | |
| (Madison Square Garden; New York, N.Y.) | | |
| 3/6 | First Round | |
| 3/7 | Second Round | |
| 3/8 | Quarterfinals | |
| 3/9 | Semifinals | |
| 3/10 | Final | |
| NCAA CHAMPIONSHIP | | |
| 3/13-14 | First Round (Dayton, Ohio) | |
| 3/15-18 | Second & Third Rounds (various locations) | |
| 3/22-25 | Regional Rounds (various locations) | |
| 3/31 | Final Four - Semifinals (New Orleans, La.) | |
| 4/2 | Final Four - Final (New Orleans, La.) | |

^ - CBE Classic (Regional Rounds)

@ - CBE Classic - Kansas City, Mo. (Semifinals)

! - CBE Classic - Kansas City, Mo. (Consolation)

\$ - BB&T Classic - Washington, D.C.

% - Crossroads Classic - Indianapolis, Ind.

* - BIG EAST Conference Game

Home events in **BOLD CAPS**

All times Eastern

Georgia vs. Notre Dame Progressive CBE Classic Consolation Nov. 22, 2011 • 7:45 p.m. (ET) Sprint Center (18,555) • Kansas City, Mo.



GEORGIA Bulldogs

3-1, 0-0 SEC
H: 3-0; A: 0-0; N: 0-1



NOTRE DAME Fighting Irish

4-1, 0-0 BIG EAST
H: 4-0; A: 0-0; N: 0-1

Notre Dame Leads Series 2-0



TV:

ESPNU/ESPN3

Dan Shulman (play-by-play)

Bob Knight (analyst)

Radio:

Affiliate listings on Pg. 5

Broadcast on UND.com

Jack Nolan (play-by-play)

Jordan Cornette (analyst)

Live Stats:

GameTracker (UND.com)

NOTRE DAME AND GEORGIA TO MEET IN CBE CLASSIC CONSOLATION

• Notre Dame (4-1) will face Georgia (3-1) on Tuesday in the consolation game of the Progressive CBE Classic. Tip-off is slated for 7:45 p.m. (ET) inside the Sprint Center. The game will be aired on ESPNU and ESPN3 with Dan Shulman (play-by-play) and Bob Knight (analyst) calling the action.

• The Fighting Irish Digital Media radio crew of Jack Nolan (play-by-play) and Jordan Cornette (analyst) will call the action on radio (affiliate listings on Pg. 5) and their broadcast can also be heard on UND.com.

• This will be the third meeting all-time between Notre Dame and Georgia. The Fighting Irish are 2-0 against the Bulldogs. The two teams last met in the first round of the 2010 Old Spice Classic in Orlando, Fla. and Notre Dame overcame a 12-point (37-25) halftime deficit to produce an 89-83 double-overtime victory. Notre Dame's **Tim Abromaitis** deposited a game-high 25 points in the win over the Bulldogs.

• Irish head coach **Mike Brey** is 1-0 all-time against Georgia.

• The other Notre Dame-Georgia showdown took place during the 1993-94 campaign (Feb. 6, 1994). The Irish captured an 88-85 win in Atlanta, Ga.

• Georgia is the first SEC opponent the Fighting Irish have faced since they fell to Kentucky, 72-58, last season. Notre Dame is 5-1 in its last six games versus SEC competition. The Irish are 7-7 against SEC teams during the Mike Brey era (12 seasons).

• Notre Dame is 20-7 in in-season tournaments under head coach **Mike Brey**. The Irish won the Old Spice Classic last season.

• Notre Dame currently has a 23-game home win streak.

PROGRESSIVE CBE CLASSIC

• The Irish fell to Missouri, 87-58, on Monday in the semifinals of the Progressive CBE Classic. Notre Dame went 2-0 in regional-round action of the CBE Classic by capturing home wins over Detroit (59-53) and Sam Houston State (74-41).

NOTRE DAME PROBABLE STARTING LINEUP

| No. | Player | Pos. | Ht. | Wt. | Yr. | PPG | RPG | APG |
|-----|----------------|------|-----|-----|-----|------|-----|-----|
| 0 | Eric Atkins | G | 6-1 | 182 | So. | 15.7 | 2.3 | 3.7 |
| 14 | Scott Martin | G | 6-8 | 222 | Sr. | 12.8 | 5.2 | 1.4 |
| 22 | Jerian Grant | G | 6-5 | 195 | So. | 12.4 | 3.0 | 4.6 |
| 21 | Tim Abromaitis | F | 6-8 | 236 | GS | 22.0 | 8.0 | 3.0 |
| 45 | Jack Cooley | F | 6-9 | 248 | Jr. | 5.4 | 8.4 | 1.6 |

NOTRE DAME 2011-12 ROSTER

| No. | Player | Pos | Ht. | Wt. | Yr. | Hometown/High School |
|-----|------------------|-----|------|-----|-----|---|
| 0 | Eric Atkins | G | 6-1 | 182 | So. | Columbia, Md./Mount Saint Joseph |
| 4 | Patrick Crowley | G | 6-3 | 190 | So. | Los Gatos, Calif./St. Francis |
| 11 | Garrick Sherman* | C | 6-10 | 251 | Jr. | Kenton, Ohio/Kenton/Michigan State |
| 12 | Alex Dragicevich | G | 6-7 | 221 | So. | Northbrook, Ill./Glenbrook North |
| 14 | Scott Martin | G | 6-8 | 222 | Sr. | Valparaiso, Ind./Valparaiso |
| 21 | Tim Abromaitis | F | 6-8 | 236 | GS | Unionville, Conn./Farmington |
| 22 | Jerian Grant | G | 6-5 | 195 | So. | Bowie, Md./DeMatha |
| 24 | Pat Connaughton | G/F | 6-5 | 206 | Fr. | Arlington, Mass./St. John's Prep |
| 25 | Tom Knight | F | 6-9 | 250 | Jr. | Dixfield, Maine/Dirigo |
| 32 | Joey Brooks | G | 6-6 | 220 | Jr. | Houston, Texas/Strake Jesuit College Prep |
| 33 | Mike Broghammer | F | 6-9 | 265 | Jr. | Orono, Minn./Hopkins |
| 45 | Jack Cooley | F | 6-9 | 248 | Jr. | Glenview, Ill./Glenbrook South |

* - will have to sit out the entire 2011-12 season due to NCAA transfer rules

Alphabetical Roster

| | | |
|----|------------------|---------|
| 21 | Tim Abromaitis | GS/F |
| 0 | Eric Atkins | So./G |
| 33 | Mike Broghammer | Jr./F |
| 32 | Joey Brooks | Jr./G |
| 24 | Pat Connaughton | Fr./G/F |
| 45 | Jack Cooley | Jr./F |
| 4 | Patrick Crowley | So./G |
| 12 | Alex Dragicevich | So./G |
| 22 | Jerian Grant | So./G |
| 25 | Tom Knight | Jr./F |
| 14 | Scott Martin | Sr./G |
| 11 | Garrick Sherman | Jr./C |

Head Coach: Mike Brey (George Washington '82)

Assistant Coach: Anthony Solomon (Virginia '87)

Assistant Coach: Rod Balanis (Georgia Tech '93)

Assistant Coach: Martin Ingelsby (Notre Dame '01)

Coordinator of Basketball Operations: Harold Swanagan (Notre Dame '02)

Athletic Trainer: Skip Meyer (Central Connecticut State '74)

Pronunciation Guide

| | | |
|------------------|-------|---------------|
| Tim Abromaitis | | ab-row-MY-tis |
| Pat Connaughton | | Con-UH-tin |
| Jack Cooley | | COOL-ee |
| Mike Broghammer | | BROGE-hammer |
| Alex Dragicevich | | Drag-ee-vich |
| Jerian Grant | | JARE-in |

Series vs. Georgia Notre Dame leads 2-0 Home: 0-0, Away: 0-0, Neutral: 2-0

| Date | Site | Result |
|----------|--------------|----------------|
| 2-6-94 | Atlanta, GA | W, 88-85 |
| 11-25-10 | Orlando, FL* | W, 89-83 (2ot) |

* - Old Spice Classic

• Notre Dame was the runner-up in the 2002 event when it was called the Guardians Classic. The Irish topped Belmont (76-48) and IUPUI (89-45) at home before traveling to Kansas City's Municipal Auditorium for the semifinals and final. Notre Dame bested Furman (75-50) in the semifinals before falling to Creighton (80-75) in the title game.

ABRO IMPRESSIVE IN RETURN

- Forward **Tim Abromaitis** returned to the Irish lineup on Monday against Missouri following a four-game suspension. Abromaitis posted team-high totals in points (22), rebounds (8) and assists (3) against the Tigers. It was his 22nd career game with 20 or more points.
- The Notre Dame graduate student missed the first four games of the regular season due to a misunderstanding in the technicality of an NCAA rule governing seasons of competition that dates back to the 2008-09 campaign.
- In his sophomore year ('08-'09), Abromaitis played in Notre Dame's first two exhibition games against Briar Cliff (Oct. 31) and Stonehill (Nov. 9) and then was withheld from competition for the remainder of the season in order to preserve an extra year of eligibility. Under NCAA rules, and specifically Bylaw 14.2.3.1.3, freshman student-athletes are allowed to participate in preseason exhibition contests and still preserve the entire year of eligibility. The Bylaw, however, does not provide the same exception for returning student-athletes in their sophomore, junior and senior seasons. Therefore, Abromaitis technically used a season of eligibility when he participated in those two preseason exhibition contests during that year.
- Abromaitis' fifth year of eligibility has been preserved for this season due to an NCAA waiver that took into consideration the Notre Dame men's basketball coaching staff's misunderstanding of the rule and on the condition that he be withheld from the first four regular-season games.
- This season's opener was the first game Abromaitis missed since he sat out the 2008-09 campaign. He had played in 69 straight contests.
- Abromaitis averaged 15.4 ppg. and 6.1 rpg. last season.

TOPPING 20

- Four Notre Dame players - **Tim Abromaitis**, **Eric Atkins**, **Pat Connaughton** and **Scott Martin** - have scored 20 or more points in a game this season.

Connaughton Joins Solid Company

With his 24-point performance on Wednesday against Sam Houston State, Pat Connaughton became the fifth Notre Dame freshman to score 20-plus points in a game during the Mike Brey era (12 seasons). Here is the list of Irish rookies who have accomplished the feat in the Brey era:

| Player | Season | 20+ Games | 30+ Games | High |
|-----------------------|---------|-----------|-----------|------|
| Chris Thomas (G) | 2001-02 | 9 | 2 | 32 |
| Torin Francis (F) | 2002-03 | 4 | - | 25 |
| Luke Harangody (F) | 2006-07 | 3 | - | 22 |
| Tory Jackson (G) | 2006-07 | 2 | - | 21 |
| Pat Connaughton (G/F) | 2010-11 | 1 | - | 24 |

- Connaughton's six made three-pointers (on 10 attempts) against Sam Houston State were the most for an Irish freshman since Chris Thomas had six against Connecticut in the semifinals of the 2002 BIG EAST Tournament (March 8, 2002)

Notre Dame's record in 2011-12 when ...

| | |
|--|-----|
| Played at the Purcell Pavilion..... | 4-0 |
| Played on the road..... | 0-0 |
| Played at a neutral site..... | 0-1 |
| BIG EAST Conference record (all games) | 0-0 |
| Non-conference record | 4-1 |
| Leading at halftime..... | 3-0 |
| Trailing at halftime..... | 1-1 |
| Tied at halftime..... | 0-0 |
| Playing an overtime game..... | 0-0 |
| Shoots .500 or better | 1-0 |
| Shoots less than .500..... | 3-1 |
| Opponents shoots less than .500 | 4-0 |
| Shoots better than opponent..... | 3-0 |
| Shoots worse than opponent..... | 0-1 |
| Shoots same as opponent | 1-0 |
| Makes more free throws than opponent..... | 4-0 |
| Makes less free throws than opponent | 0-1 |
| Same number of free throws | 0-0 |
| Outrebounds opponents | 2-0 |
| Outrebounded by opponent | 2-1 |
| Same number of rebounds..... | 0-0 |
| Has fewer turnovers than opponent | 2-0 |
| Has more turnovers than opponent..... | 2-1 |
| Has same number of turnovers | 0-0 |
| Bench outscores opponent's bench..... | 3-0 |
| Outscored by opponent's bench | 0-1 |
| Bench points are the same..... | 1-0 |
| Plays a ranked opponent..... | 0-1 |
| Makes 10 or more three-pointers | 2-0 |
| No Notre Dame player fouls out..... | 4-1 |
| One Notre Dame player fouls out..... | 0-0 |
| Two or more Notre Dame players foul out..... | 0-0 |
| Wears White Uniforms | 4-1 |
| Wears Blue Uniforms | 0-0 |
| Wears Gold Uniforms..... | 0-0 |
| Wears Black Uniforms..... | 0-0 |
| Plays in an In-Season Tournament..... | 2-1 |
| Plays on Television | 1-1 |
| Plays in November | 4-1 |
| Plays in December | 0-0 |
| Plays in January | 0-0 |
| Plays in February | 0-0 |
| Plays in March..... | 0-0 |
| Plays in Day Games..... | 1-0 |
| Plays in Night Games | 3-1 |
| Plays on Sundays..... | 0-0 |
| Plays on Mondays..... | 1-1 |
| Plays on Tuesdays..... | 0-0 |
| Plays on Wednesdays | 1-0 |
| Plays on Thursdays..... | 0-0 |
| Plays on Fridays..... | 1-0 |
| Plays on Saturdays | 1-0 |
| Final Margin is 5 points or less | 0-0 |
| Final Margin is 6-10 points..... | 1-0 |
| Final Margin is 11-20 points..... | 1-0 |
| Final Margin is 20-plus points..... | 2-1 |
| Has a player score 20-plus points | 3-1 |
| Has a player score 30-plus points | 0-0 |
| Scores 59 points or less | 1-1 |
| Scores 60-69 points..... | 0-0 |
| Scores 70-79 points..... | 1-0 |
| Scores 80-89 points..... | 1-0 |
| Scores 90-plus points..... | 1-0 |

UNCHARACTERISTIC NIGHT FOR IRISH

• Monday's 29-point loss to Missouri was the largest defeat for Notre Dame since the Irish fell at Connecticut by 31 points (101-70) during the 1998-99 season (Jan. 12, 1999).

FIRST-TIME STARTERS

• Five different Irish players - **Joey Brooks** (Jr./G), **Jack Cooley** (Jr./F), **Jerian Grant** (So./G), **Alex Dragicevich** (So./G) and **Pat Connaughton** (Fr./G-F) - have made their first career start this season. Notre Dame has used four different starting lineups in its first five games of the season.

LEAGUE HONORS FOR GRANT

• Sophomore guard **Jerian Grant**, who sat out all of last season, on Monday was named the BIG EAST Rookie of the Week for his efforts in the first four games of the season. Grant scored in double-figures in all four contests, including two 17-point performances.

• Grant became the first first-year Notre Dame player to reach double-figures in points in his first four games since Luke Harangody began his career with five straight double-digit games during the 2006-07 season.

DRAINING FROM DEEP

• Notre Dame is shooting 40.2% (37-92) from three-point range this season. The Irish have registered 10 or more three-pointers in a game twice this season. Notre Dame drained 10 treys (on 19 attempts) against Sam Houston State and followed that up with an 11-for-23 performance versus Delaware State. The Fighting Irish made 10 or more three-pointers in a game seven times last season.

BUSY BEGINNING

• The Fighting Irish are in the middle of a stretch that has them playing eight games in an 18-day span. The stretch will end with a road test at Gonzaga on Nov. 30.

CAREER-HIGH NIGHT

• Four different Irish players established or tied career-high marks in points in Friday's win over Delaware State. Senior **Scott Martin** deposited a career-high 23 points, while sophomore **Alex Dragicevich** and junior **Mike Broghammer** tallied career-best point totals of 18 and nine, respectively. Sophomore **Jerian Grant** matched a career-high total with 17 points.

COOLEY COMING TO PLAY

• Junior forward **Jack Cooley** notched his first career double-double by registering 11 points and 17 rebounds in Friday's win over Delaware State. The 17 rebounds, which included 10 offensive boards, were a career-high total for Cooley. He became the first Irish player to haul down that many rebounds in a game since Luke Harangody had 17 against Louisville during the 2008-09 season (Feb. 12, 2009).

• Cooley leads the Irish with an 8.4 rpg. average this season.

CRASHING THE BOARDS

• Notre Dame out-rebounded Delaware State 46-24 in Friday's victory. The Fighting Irish had 21 offensive rebounds, which resulted in 28 second-chance points. Those were the most offensive boards for the Irish since they had 21 against DePaul during the 2007-08 season (Feb. 2, 2008).

FRESHMAN ON FIRE

• **Pat Connaughton's** 24 points against Sam Houston State on Wednesday were the most for a Notre Dame freshman since Torin Francis had 25 against Arizona in the Sweet 16 of the 2003 NCAA Tournament (March 27, 2003).

• Connaughton's 24 points off the bench in the Sam Houston State game were the most bench points by an Irish player since Chris Quinn netted 25 against Quinnipiac during the 2003-04 campaign (Dec. 23, 2003).

ATKINS ON THE ATTACK

• Sophomore point guard **Eric Atkins** returned to the Irish lineup on Monday against Missouri after missing two games due to illness. Those were the first two missed games of his Irish career.

• Atkins registered a team-high point total in the first two games this season. He scored a career-high 27 points in the season-opening victory over Mississippi Valley State and then deposited 13 points against Detroit.

Number of Games Led Irish in This Season/Career (Career figure in parenthesis)

Tim Abromaitis

Points 1 (17)
Rebounds 1 (15)
Assists 1 (5)
Blocks -- (7)
Steals -- (14)

Eric Atkins

Points 2 (4)
Assists 2 (12)
Steals -- (9)

Mike Broghammer

Blocks 2 (4)
Steals -- (1)

Joey Brooks

Points 1 (1)
Rebounds 1 (2)
Steals 1 (5)

Pat Connaughton

Points 1 (1)
Rebounds 1 (1)
Blocks 1 (1)

Jack Cooley

Points -- (1)
Rebounds 3 (4)
Blocks 3 (13)
Steals 2 (4)

Alex Dragicevich

Assists 1 (1)
Blocks 1 (1)

Jerian Grant

Rebounds 1 (1)
Assists 1 (1)
Steals 2 (2)
Blocks 1 (1)

Scott Martin

Points 1 (2)
Rebounds -- (5)
Assists -- (1)
Blocks -- (3)
Steals -- (4)

Number of Games This Season With ... (Career figure in parenthesis)

Double-Figure Points

Jerian Grant 4 (4)
Scott Martin 4 (36, 23 at ND)
Eric Atkins 2 (9)
Pat Connaughton 2 (2)
Jack Cooley 1 (5)
Joey Brooks 1 (2)
Alex Dragicevich 1 (1)
Tim Abromaitis 1 (58)

30-Plus Points

Tim Abromaitis -- (3)

20-Plus Points

Eric Atkins 1 (1)
Scott Martin 1 (2, 2 at ND)
Pat Connaughton 1 (1)
Tim Abromaitis 1 (22)

10-Plus Rebounds

Jack Cooley 2 (2)
Tim Abromaitis -- (4)
Scott Martin -- (1, 1 at ND)

Double-Doubles

Jack Cooley 1 (1)
Tim Abromaitis -- (3)
Scott Martin -- (1, 1 at ND)

Free-Throw Shooting in Final Five Minutes and Overtime This Season:

Tim Abromaitis 0-0 (.000)
Eric Atkins 1-2 (.500)
Mike Broghammer 1-2 (.500)
Joey Brooks 5-8 (.625)
Pat Connaughton 2-2 (1.000)
Jack Cooley 2-2 (1.000)
Patrick Crowley 0-0 (.000)
Alex Dragicevich 3-4 (.750)
Jerian Grant 1-3 (.333)
Tom Knight 0-0 (.000)
Scott Martin 1-1 (1.000)
Total 16-24 (.667)
Opponents 4-13 (.308)

• Against Mississippi Valley State, Atkins was 6-of-7 from the field, including 3-of-3 from three-point range, and 12-of-12 from the free-throw line. Both the three-point and free-throw totals were career-high figures.

• Atkins' perfect day from the charity stripe against the Delta Devils marked the most makes without a miss for an Irish player in a game since Tim Abromaitis also went 12-of-12 against Seton Hall on Feb. 11, 2010.

ABROMAITIS EARNS PRESEASON ACCOLADES

• Notre Dame forward **Tim Abromaitis** has been selected to the preseason watch lists for both the John R. Wooden Award and the Naismith Trophy. Both awards are presented annually to the national player of the year. Fifty student-athletes appear on both watch lists.

• Abromaitis was named to the six-man preseason All-BIG EAST First Team.

• The Fighting Irish forward also is one of 30 candidates up for the Lowe's Senior CLASS Award.

413 AND COUNTING

• Notre Dame has made at least one three-pointer in 413 straight contests dating back to the 1998-99 campaign. The Fighting Irish have made at least one three pointer during every game of the Mike Brey era. The last time an Irish team failed to hit a three-pointer in a game was in a 101-70 loss to Connecticut at the Hartford Civic Center on Jan. 12, 1999. Notre Dame finished 0-7 from beyond the arc in that contest. In 2008-09, the Irish set a single-season three-point record with 319.

SOLID SCHEDULE

• Seven teams on Notre Dame's 2011-12 schedule are ranked in the latest Associated Press top-25 poll. Five of the squads - #4 Connecticut, #5 Syracuse, #7 Louisville, #16 Marquette and #17 Pittsburgh - are BIG EAST foes, while the Fighting Irish faced #21 Missouri on Monday and will also meet #19 Gonzaga in non-conference action. The Irish will face fourth-ranked UConn twice during the regular season.

BACK TO THE BB&T

• Notre Dame will meet Maryland on Dec. 4 in the BB&T Classic at the Verizon Center in Washington, D.C. The Fighting Irish will be making their third appearance in the event, which is held annually in the nation's capital. Each of the last two meetings between Notre Dame and Maryland has occurred at the BB&T Classic. Notre Dame topped Maryland, 79-67, in 2002 en route to the event title. The Irish bested the Terrapins, 81-74, in the 2006 BB&T Classic.

CROSSROADS CLASSIC

• Notre Dame will battle instate rival Indiana in the inaugural Crossroads Classic at Conseco Fieldhouse in Indianapolis, Ind. The game between the Irish and the Hoosiers is part of a doubleheader on Saturday, Dec. 17. Purdue and Butler meet in the first game at 2:00 p.m. (ET) followed by Notre Dame and Indiana at 4:30 p.m. (ET).

LIGHTS, CAMERA, ACTION

• Notre Dame will have 17 television appearances during the 2011-12 season. The Irish will appear on ESPN's family of networks 16 times in addition to being on CBS once.

DOUBLE-DUTY

• Freshman guard/forward **Pat Connaughton** also is a pitcher on the Fighting Irish baseball team. Connaughton is the 66th Notre Dame student-athlete to compete in both basketball and baseball and the first to do so since Tom Hansen during the 1973-74 academic year.

IRISH CAPTAINS

• **Tim Abromaitis** and **Scott Martin** will captain the Fighting Irish during the 2011-12 season. Abromaitis is the 19th player in program history to serve as a two-time team captain.

WHAT A RUN

• Notre Dame has posted a 100-43 (.699) record since the beginning of the 2007-08 season. The 100 wins are the most victories in program history over a five-year span.

• The past four seasons has produced the most regular-season BIG EAST victories (46) in school history. The Irish have gone 46-26 in BIG EAST regular-season play over the past four seasons.

Hitting The Century Mark

Notre Dame has scored at least 100 points 13 times during the Mike Brey era. Most recently, the Fighting Irish deposited 102 points on Nov. 17, 2010 versus Chicago State. Here are Notre Dame's 100-point out-puts during Brey's tenure.

| Date | Opponent | Result |
|----------|-------------------------|------------|
| 11/18/00 | Sacred Heart | W, 104-58 |
| 11/22/00 | Loyola (Chicago) | W, 107-68 |
| 2/9/02 | at Georgetown (4ot)* | W, 116-111 |
| 12/14/02 | DePaul | W, 102-71 |
| 1/25/03 | at Boston College (ot)* | W, 101-96 |
| 2/18/06 | at Seton Hall* | W, 102-91 |
| 12/28/06 | Rider | W, 101-51 |
| 1/30/07 | at Syracuse* | W, 103-91 |
| 12/8/07 | Northern Illinois | W, 108-62 |
| 12/2/08 | South Dakota | W, 102-76 |
| 2/21/09 | at Providence* | W, 103-84 |
| 12/22/09 | Bucknell | W, 101-69 |
| 11/17/10 | Chicago State | W, 102-62 |

* - BIG EAST Game

Taking Care Of The Basketball

Under Irish head coach Mike Brey, Notre Dame always has been a team that has had a high number of assists and very few turnovers. Here's a look at the Irish under Brey:

| | FGs | Assts | TOs | Asst/Bskt | Asst/TO |
|---------|-----|-------|-----|-----------|---------|
| 2000-01 | 814 | 527 | 434 | .647 | 1.21 |
| 2001-02 | 934 | 629 | 435 | .673 | 1.45 |
| 2002-03 | 917 | 558 | 446 | .609 | 1.25 |
| 2003-04 | 766 | 434 | 329 | .567 | 1.32 |
| 2004-05 | 671 | 415 | 341 | .618 | 1.22 |
| 2005-06 | 772 | 468 | 364 | .606 | 1.29 |
| 2006-07 | 869 | 552 | 414 | .635 | 1.33 |
| 2007-08 | 914 | 608 | 429 | .665 | 1.42 |
| 2008-09 | 988 | 601 | 343 | .608 | 1.75 |
| 2009-10 | 918 | 585 | 362 | .637 | 1.62 |
| 2010-11 | 843 | 563 | 364 | .668 | 1.55 |
| 2011-12 | 120 | 80 | 55 | .667 | 1.45 |

Irish Aim For Sixth Straight 20-Win Season

Notre Dame has reached the 20-win mark in each of the last five seasons and eight times in the last 11 seasons under head coach **Mike Brey**. The last time Irish teams reached the 20-win plateau in six straight campaigns was from 1983-89 under head coach Digger Phelps.

Postseason Stretch

Notre Dame has earned appearances in the postseason in each of the last 12 seasons, which marks the longest stretch in school history. The Irish have been to the NCAA Tournament on seven occasions and the National Invitation Tournament (NIT) five times during this current stretch. Under head coach **Mike Brey**, Notre Dame has played in the NCAAAs seven times and NIT four times.

107 Years and Strong

The 2011-12 campaign marks the 107th season of basketball at Notre Dame and the 17th season as a member of the BIG EAST Conference. Notre Dame teams have posted an all-time record of 1705-928 for a .648 winning percentage. In 15 seasons as a member of the BIG EAST, the Irish own a 147-125 (.540) record in conference regular-season play.

- Last season's 27 wins (27-7) were the most in the modern era of Fighting Irish basketball. Notre Dame's highest win total ever was 33 (33-7) in 1908-09.
- The 14 regular-season BIG EAST victories in 2010-11 tied the program standard. The Fighting Irish went 14-4 in BIG EAST play in 2007-08.
- Notre Dame's 15 BIG EAST wins (14 regular season, 1 tournament) last season were the most in program history (combined regular season and tournament).

ELDER STATESMAN

- **Mike Brey** is in his 12th season along the Irish sidelines. He is the third-longest tenured coach in the BIG EAST, behind only Jim Boeheim of Syracuse and Jim Calhoun of Connecticut. Brey stands sixth all-time in career BIG EAST victories (both regular-season and tournament) with his 119-83 (.589) mark. He is one of eight coaches in BIG EAST history to record 100 conference wins.

2011-12 Notre Dame Men's Basketball on the Radio

Fighting Irish Digital Media (FIDM) will originate the Notre Dame Basketball Radio Network in 2011-2012 with the broadcast teams of Jack Nolan and two former players, LaPhonso Ellis ('92) and Jordan Cornette ('05) bringing basketball fans all the exciting action.

Affiliates: WSBT AM 960 (South Bend, Ind.); WLS AM 890 (Chicago, Ill.); WXNT-AM 1430 in Indianapolis, Ind.; WNUY-FM 100.1 (Fort Wayne, Ind.); WRSW ESPN 1480 AM (Warsaw, Ind); WEFM FM 95.9 (Michigan City, Ind.); WLUV-AM 1520 (Rockford, Ill.); WVIL-FM 101.3 (Jacksonville/Peoria, Ill.); WJLS-AM 560 (Beckley, W.Va); WKKX-AM 1600 (Wheeling, W.Va.); SiriusXM Satellite Radio (129) and worldwide on UND.com.

Watch the Irish on UND.com

UND.com, the official web site of the University of Notre Dame athletics department, will feature a free broadcast for all Notre Dame non-conference home games that are not being televised. The live streaming feed will feature the official radio play-by-play call from Jack Nolan and LaPhonso Ellis or Jordan Cornette will serve as analyst. Here is the list of games that will be carried by UND.com ...

| | | |
|---------|--------------|----------------|
| Nov. 27 | Bryant | 2:00 p.m. (ET) |
| Dec. 8 | Maine | 7:30 p.m. (ET) |
| Dec. 10 | Dartmouth | 7:30 p.m. (ET) |
| Dec. 19 | Sacred Heart | 7:30 p.m. (ET) |

2011-12 Mike Brey Radio Show

The Mike Brey Radio Show is broadcast live from O'Rourke's Public House just south of the Notre Dame campus on Thursdays at 7:00 p.m. (ET) during the basketball season. Irish fans can join head coach Mike Brey as well as Irish players for an in-depth look inside Notre Dame Basketball. Notre Dame Men's Basketball play-by-play announcer Jack Nolan hosts the show which can be heard live on NewsRadio 960 WSBT-AM in South Bend and worldwide on UND.com. The show can also be heard Friday nights on Sirius XM College Sports Nation Channel 91.

Schedule

| | |
|----------|-----------------------------|
| Show #1 | Thursday, December 1, 2011 |
| Show #2 | Thursday, December 15, 2011 |
| Show #3 | Thursday, December 29, 2011 |
| Show #4 | Monday, January 2, 2012 |
| Show #5 | Thursday, January 12, 2012 |
| Show #6 | Thursday, January 19, 2012 |
| Show #7 | Thursday, January 26, 2012 |
| Show #8 | Thursday, February 2, 2012 |
| Show #9 | Thursday, February 9, 2012 |
| Show #10 | Thursday, February 16, 2012 |
| Show #11 | Thursday, February 23, 2012 |
| Show #12 | Thursday, March 1, 2012 |

2011-12 Notre Dame Men's Basketball
 Notre Dame Combined Team Statistics (as of Nov 22, 2011)
 All games

| RECORD: | OVERALL | HOME | AWAY | NEUTRAL |
|----------------|---------|------|------|---------|
| ALL GAMES | 4-1 | 4-0 | 0-0 | 0-1 |
| CONFERENCE | 0-0 | 0-0 | 0-0 | 0-0 |
| NON-CONFERENCE | 4-1 | 4-0 | 0-0 | 0-1 |

| ## | Player | gp-gs | min | avg | Total | | 3-Point | | F-Throw | | Rebounds | | | | pf | dq | a | to | blk | stl | pts | avg | | |
|----------------|-------------------|-------|------|------|---------|------|---------|------|---------|------|----------|-----|-----|------|-----|----|----|----|-----|-----|-----|------|--|--|
| | | | | | fg-fga | fg% | 3fg-fga | 3fg% | ft-fga | ft% | off | def | tot | avg | | | | | | | | | | |
| 21 | ABROMAITIS, Tim | 1-1 | 38 | 38.0 | 9-18 | .500 | 0-4 | .000 | 4-5 | .800 | 2 | 6 | 8 | 8.0 | 2 | 0 | 3 | 4 | 0 | 0 | 22 | 22.0 | | |
| 00 | ATKINS, Eric | 3-3 | 108 | 36.0 | 12-24 | .500 | 4-6 | .667 | 19-22 | .864 | 0 | 7 | 7 | 2.3 | 7 | 0 | 11 | 10 | 0 | 1 | 47 | 15.7 | | |
| 14 | MARTIN, Scott | 5-5 | 169 | 33.8 | 22-56 | .393 | 10-27 | .370 | 10-14 | .714 | 4 | 22 | 26 | 5.2 | 14 | 0 | 7 | 10 | 0 | 5 | 64 | 12.8 | | |
| 22 | GRANT, Jerian | 5-5 | 165 | 33.0 | 21-37 | .568 | 9-15 | .600 | 11-17 | .647 | 2 | 13 | 15 | 3.0 | 6 | 0 | 23 | 7 | 1 | 6 | 62 | 12.4 | | |
| 24 | CONNAUGHTON, Pat | 5-1 | 130 | 26.0 | 18-36 | .500 | 8-18 | .444 | 8-11 | .727 | 4 | 26 | 30 | 6.0 | 6 | 0 | 3 | 4 | 1 | 2 | 52 | 10.4 | | |
| 12 | DRAGICEVICH, Alex | 5-2 | 115 | 23.0 | 10-29 | .345 | 4-18 | .222 | 10-16 | .625 | 3 | 9 | 12 | 2.4 | 5 | 0 | 13 | 3 | 2 | 0 | 34 | 6.8 | | |
| 32 | BROOKS, Joey | 4-3 | 90 | 22.5 | 7-24 | .292 | 2-4 | .500 | 10-19 | .526 | 3 | 12 | 15 | 3.8 | 7 | 0 | 7 | 4 | 0 | 2 | 26 | 6.5 | | |
| 45 | COOLEY, Jack | 5-5 | 112 | 22.4 | 7-19 | .368 | 0-0 | .000 | 13-17 | .765 | 18 | 24 | 42 | 8.4 | 13 | 0 | 8 | 10 | 4 | 6 | 27 | 5.4 | | |
| 33 | BROGHAMMER, Mike | 5-0 | 36 | 7.2 | 8-11 | .727 | 0-0 | .000 | 1-4 | .250 | 5 | 5 | 10 | 2.0 | 4 | 0 | 3 | 2 | 2 | 1 | 17 | 3.4 | | |
| 25 | KNIGHT, Tom | 4-0 | 33 | 8.3 | 6-12 | .500 | 0-0 | .000 | 1-2 | .500 | 0 | 4 | 4 | 1.0 | 3 | 0 | 2 | 0 | 0 | 2 | 13 | 3.3 | | |
| 04 | CROWLEY, Patrick | 3-0 | 4 | 1.3 | 0-1 | .000 | 0-0 | .000 | 0-0 | .000 | 0 | 1 | 1 | 0.3 | 0 | 0 | 0 | 1 | 0 | 0 | 0 | 0.0 | | |
| Team | | | | | | | | | | | 8 | 5 | 13 | | | | | | | | | | | |
| Total..... | | 5 | 1000 | | 120-267 | .449 | 37-92 | .402 | 87-127 | .685 | 49 | 134 | 183 | 36.6 | 67 | 0 | 80 | 55 | 10 | 25 | 364 | 72.8 | | |
| Opponents..... | | 5 | 1000 | | 121-293 | .413 | 30-87 | .345 | 45-68 | .662 | 47 | 123 | 170 | 34.0 | 105 | - | 64 | 58 | 20 | 29 | 317 | 63.4 | | |

| TEAM STATISTICS | ND | OPP |
|------------------------|---------|---------|
| SCORING | 364 | 317 |
| Points per game | 72.8 | 63.4 |
| Scoring margin | +9.4 | - |
| FIELD GOALS-ATT | 120-267 | 121-293 |
| Field goal pct | .449 | .413 |
| 3 POINT FG-ATT | 37-92 | 30-87 |
| 3-point FG pct | .402 | .345 |
| 3-pt FG made per game | 7.4 | 6.0 |
| FREE THROWS-ATT | 87-127 | 45-68 |
| Free throw pct | .685 | .662 |
| F-Throws made per game | 17.4 | 9.0 |
| REBOUNDS | 183 | 170 |
| Rebounds per game | 36.6 | 34.0 |
| Rebounding margin | +2.6 | - |
| ASSISTS | 80 | 64 |
| Assists per game | 16.0 | 12.8 |
| TURNOVERS | 55 | 58 |
| Turnovers per game | 11.0 | 11.6 |
| Turnover margin | +0.6 | - |
| Assist/turnover ratio | 1.5 | 1.1 |
| STEALS | 25 | 29 |
| Steals per game | 5.0 | 5.8 |
| BLOCKS | 10 | 20 |
| Blocks per game | 2.0 | 4.0 |
| ATTENDANCE | 29247 | 11436 |
| Home games-Avg/Game | 4-7312 | 0-0 |
| Neutral site-Avg/Game | - | 1-11436 |

| Date | Opponent | | Score | Att. |
|------------|--------------------|---|-------|-------|
| 11-12-11 | MISS. VALLEY STATE | w | 80-67 | 7087 |
| @ 11-14-11 | DETROIT | w | 59-53 | 6720 |
| @ 11-16-11 | SAM HOUSTON STATE | w | 74-41 | 6614 |
| 11-18-11 | DELAWARE STATE | w | 93-69 | 8826 |
| @ 11-21-11 | vs Missouri | L | 58-87 | 11436 |

* = Conference game
 @ = CBE Classic

| Score by Periods | 1st | 2nd | Totals |
|------------------|-----|-----|--------|
| Notre Dame | 184 | 180 | 364 |
| Opponents | 159 | 158 | 317 |



Notre Dame Fighting Irish













Game 6 • Nov. 22, 2011

| | | |
|-----|----------|-----|
| 4-1 | Overall | 3-1 |
| 0-0 | BIG EAST | 0-0 |
| NR | AP | NR |
| RV | ESPN | NR |
| 200 | RPI | 52 |

Georgia Bulldogs

Sprint Center • Kansas City, Mo.



| | | | | | | | | | | | | | | | | | | | | | | | | | | | |
|--|------|--|--|-----|------|------|------|-----|-----|------|-----|---------|------|------|-----|-----|------|------|------|--------|------|------|-----|-----|------|------|------|
|  | 0 | <div>Eric Atkins</div> <div><ul style="list-style-type: none">Set career highs in points (27), FG's and FT's (12) in 2011-12 openerHas started a total of nine games for the IrishReturned to lineup against Missouri after coming back from illness</div> | <div>Guard • 6-1 • Sophomore • Columbia, Md. • Mt. St. Joseph</div> <table><tr><td></td><td>MIN</td><td>PTS</td><td>REB</td><td>APG</td><td>FG%</td><td>3FG%</td><td>FT%</td></tr><tr><td>2011-12</td><td>36.0</td><td>15.7</td><td>2.3</td><td>3.7</td><td>50.0</td><td>66.7</td><td>86.4</td></tr><tr><td>CAREER</td><td>26.2</td><td>6.6</td><td>1.9</td><td>3.3</td><td>42.0</td><td>37.5</td><td>73.5</td></tr></table> | | MIN | PTS | REB | APG | FG% | 3FG% | FT% | 2011-12 | 36.0 | 15.7 | 2.3 | 3.7 | 50.0 | 66.7 | 86.4 | CAREER | 26.2 | 6.6 | 1.9 | 3.3 | 42.0 | 37.5 | 73.5 |
| | MIN | PTS | REB | APG | FG% | 3FG% | FT% | | | | | | | | | | | | | | | | | | | | |
| 2011-12 | 36.0 | 15.7 | 2.3 | 3.7 | 50.0 | 66.7 | 86.4 | | | | | | | | | | | | | | | | | | | | |
| CAREER | 26.2 | 6.6 | 1.9 | 3.3 | 42.0 | 37.5 | 73.5 | | | | | | | | | | | | | | | | | | | | |
|  | 4 | <div>Patrick Crowley</div> <div><ul style="list-style-type: none">Recorded one minute in season opener against MVSU (Nov. 12)</div> | <div>Guard • 6-3 • Sophomore • Los Gatos, Calif. • St. Francis</div> <table><tr><td></td><td>MIN</td><td>PTS</td><td>REB</td><td>APG</td><td>FG%</td><td>3FG%</td><td>FT%</td></tr><tr><td>2011-12</td><td>1.3</td><td>0.0</td><td>0.3</td><td>0.0</td><td>0.0</td><td>---</td><td>---</td></tr><tr><td>CAREER</td><td>1.3</td><td>0.0</td><td>0.3</td><td>0.0</td><td>0.0</td><td>---</td><td>---</td></tr></table> | | MIN | PTS | REB | APG | FG% | 3FG% | FT% | 2011-12 | 1.3 | 0.0 | 0.3 | 0.0 | 0.0 | --- | --- | CAREER | 1.3 | 0.0 | 0.3 | 0.0 | 0.0 | --- | --- |
| | MIN | PTS | REB | APG | FG% | 3FG% | FT% | | | | | | | | | | | | | | | | | | | | |
| 2011-12 | 1.3 | 0.0 | 0.3 | 0.0 | 0.0 | --- | --- | | | | | | | | | | | | | | | | | | | | |
| CAREER | 1.3 | 0.0 | 0.3 | 0.0 | 0.0 | --- | --- | | | | | | | | | | | | | | | | | | | | |
|  | 11 | <div>Garrick Sherman</div> <div><ul style="list-style-type: none">Sitting out this season due to transfer rulesPlayed in 70 games for Michigan State, including 29 starts</div> | <div>Center • 6-10 • Junior • Kenton, Ohio • Kenton/Michigan State</div> <table><tr><td></td><td>MIN</td><td>PTS</td><td>REB</td><td>APG</td><td>FG%</td><td>3FG%</td><td>FT%</td></tr><tr><td>2011-12</td><td>---</td><td>---</td><td>---</td><td>---</td><td>---</td><td>---</td><td>---</td></tr><tr><td>CAREER</td><td>9.6</td><td>2.5</td><td>2.1</td><td>0.2</td><td>65.3</td><td>---</td><td>43.9</td></tr></table> | | MIN | PTS | REB | APG | FG% | 3FG% | FT% | 2011-12 | --- | --- | --- | --- | --- | --- | --- | CAREER | 9.6 | 2.5 | 2.1 | 0.2 | 65.3 | --- | 43.9 |
| | MIN | PTS | REB | APG | FG% | 3FG% | FT% | | | | | | | | | | | | | | | | | | | | |
| 2011-12 | --- | --- | --- | --- | --- | --- | --- | | | | | | | | | | | | | | | | | | | | |
| CAREER | 9.6 | 2.5 | 2.1 | 0.2 | 65.3 | --- | 43.9 | | | | | | | | | | | | | | | | | | | | |
|  | 12 | <div>Alex Dragicevich</div> <div><ul style="list-style-type: none">Played most minutes (38) of Irish career against Delaware State (Nov. 18)Posted career-highs in points (18), three pointers (3) and assists (7) in the contest against Delaware State</div> | <div>Guard • 6-7 • Sophomore • Northbrook, Ill. • Glenbrook North</div> <table><tr><td></td><td>MIN</td><td>PTS</td><td>REB</td><td>APG</td><td>FG%</td><td>3FG%</td><td>FT%</td></tr><tr><td>2011-12</td><td>23.0</td><td>6.8</td><td>2.4</td><td>2.6</td><td>34.5</td><td>22.2</td><td>62.5</td></tr><tr><td>CAREER</td><td>9.3</td><td>2.8</td><td>1.2</td><td>0.8</td><td>32.6</td><td>21.4</td><td>62.1</td></tr></table> | | MIN | PTS | REB | APG | FG% | 3FG% | FT% | 2011-12 | 23.0 | 6.8 | 2.4 | 2.6 | 34.5 | 22.2 | 62.5 | CAREER | 9.3 | 2.8 | 1.2 | 0.8 | 32.6 | 21.4 | 62.1 |
| | MIN | PTS | REB | APG | FG% | 3FG% | FT% | | | | | | | | | | | | | | | | | | | | |
| 2011-12 | 23.0 | 6.8 | 2.4 | 2.6 | 34.5 | 22.2 | 62.5 | | | | | | | | | | | | | | | | | | | | |
| CAREER | 9.3 | 2.8 | 1.2 | 0.8 | 32.6 | 21.4 | 62.1 | | | | | | | | | | | | | | | | | | | | |
|  | 14 | <div>Scott Martin</div> <div><ul style="list-style-type: none">Scored a career-high 23 points against Delaware State (Nov. 18)Named team captain for 2011-12 season</div> | <div>Guard • 6-8 • Senior • Valparaiso, Ind. • Valparaiso</div> <table><tr><td></td><td>MIN</td><td>PTS</td><td>REB</td><td>APG</td><td>FG%</td><td>3FG%</td><td>FT%</td></tr><tr><td>2011-12</td><td>33.8</td><td>12.8</td><td>5.2</td><td>1.4</td><td>39.3</td><td>37.0</td><td>71.4</td></tr><tr><td>CAREER</td><td>26.8</td><td>9.4</td><td>4.4</td><td>1.6</td><td>40.2</td><td>33.0</td><td>67.5</td></tr></table> | | MIN | PTS | REB | APG | FG% | 3FG% | FT% | 2011-12 | 33.8 | 12.8 | 5.2 | 1.4 | 39.3 | 37.0 | 71.4 | CAREER | 26.8 | 9.4 | 4.4 | 1.6 | 40.2 | 33.0 | 67.5 |
| | MIN | PTS | REB | APG | FG% | 3FG% | FT% | | | | | | | | | | | | | | | | | | | | |
| 2011-12 | 33.8 | 12.8 | 5.2 | 1.4 | 39.3 | 37.0 | 71.4 | | | | | | | | | | | | | | | | | | | | |
| CAREER | 26.8 | 9.4 | 4.4 | 1.6 | 40.2 | 33.0 | 67.5 | | | | | | | | | | | | | | | | | | | | |
|  | 21 | <div>Tim Abromaitis</div> <div><ul style="list-style-type: none">Preseason All-BIG EAST First Team selectionNaismith Trophy Preseason Watch List, Wooden Award Preseason Top 50 ListLOWE's Senior Class Award Candidate</div> | <div>Guard • 6-8 • Graduate • Unionville, Conn. • Farmington</div> <table><tr><td></td><td>MIN</td><td>PTS</td><td>REB</td><td>APG</td><td>FG%</td><td>3FG%</td><td>FT%</td></tr><tr><td>2011-12</td><td>38.0</td><td>22.0</td><td>8.0</td><td>3.0</td><td>50.0</td><td>0.0</td><td>80.0</td></tr><tr><td>CAREER</td><td>28.6</td><td>13.8</td><td>4.8</td><td>1.5</td><td>47.1</td><td>41.8</td><td>83.2</td></tr></table> | | MIN | PTS | REB | APG | FG% | 3FG% | FT% | 2011-12 | 38.0 | 22.0 | 8.0 | 3.0 | 50.0 | 0.0 | 80.0 | CAREER | 28.6 | 13.8 | 4.8 | 1.5 | 47.1 | 41.8 | 83.2 |
| | MIN | PTS | REB | APG | FG% | 3FG% | FT% | | | | | | | | | | | | | | | | | | | | |
| 2011-12 | 38.0 | 22.0 | 8.0 | 3.0 | 50.0 | 0.0 | 80.0 | | | | | | | | | | | | | | | | | | | | |
| CAREER | 28.6 | 13.8 | 4.8 | 1.5 | 47.1 | 41.8 | 83.2 | | | | | | | | | | | | | | | | | | | | |
|  | 22 | <div>Jerian Grant</div> <div><ul style="list-style-type: none">Netted a career-high 17 points in consecutive games against Sam Houston State (Nov. 16) and Delaware State (Nov. 18)Reached double figures in four games</div> | <div>Guard • 6-5 • Sophomore • Bowie, Md. • DeMatha</div> <table><tr><td></td><td>MIN</td><td>PTS</td><td>REB</td><td>APG</td><td>FG%</td><td>3FG%</td><td>FT%</td></tr><tr><td>2011-12</td><td>33.0</td><td>12.4</td><td>3.0</td><td>4.6</td><td>56.8</td><td>60.0</td><td>64.7</td></tr><tr><td>CAREER</td><td>33.0</td><td>12.4</td><td>3.0</td><td>4.6</td><td>56.8</td><td>60.0</td><td>64.7</td></tr></table> | | MIN | PTS | REB | APG | FG% | 3FG% | FT% | 2011-12 | 33.0 | 12.4 | 3.0 | 4.6 | 56.8 | 60.0 | 64.7 | CAREER | 33.0 | 12.4 | 3.0 | 4.6 | 56.8 | 60.0 | 64.7 |
| | MIN | PTS | REB | APG | FG% | 3FG% | FT% | | | | | | | | | | | | | | | | | | | | |
| 2011-12 | 33.0 | 12.4 | 3.0 | 4.6 | 56.8 | 60.0 | 64.7 | | | | | | | | | | | | | | | | | | | | |
| CAREER | 33.0 | 12.4 | 3.0 | 4.6 | 56.8 | 60.0 | 64.7 | | | | | | | | | | | | | | | | | | | | |
|  | 24 | <div>Pat Connaughton</div> <div><ul style="list-style-type: none">Recorded first career start against Delaware State (Nov. 18)Scored a career-high and game-high 24 points against SHSU (Nov. 16)Also member of the Notre Dame baseball team</div> | <div>Guard • 6-5 • Freshman • Arlington, Mass. • St. John's Prep</div> <table><tr><td></td><td>MIN</td><td>PTS</td><td>REB</td><td>APG</td><td>FG%</td><td>3FG%</td><td>FT%</td></tr><tr><td>2011-12</td><td>26.0</td><td>10.4</td><td>6.0</td><td>0.6</td><td>50.0</td><td>44.4</td><td>72.7</td></tr><tr><td>CAREER</td><td>26.0</td><td>10.4</td><td>6.0</td><td>0.6</td><td>50.0</td><td>44.4</td><td>72.7</td></tr></table> | | MIN | PTS | REB | APG | FG% | 3FG% | FT% | 2011-12 | 26.0 | 10.4 | 6.0 | 0.6 | 50.0 | 44.4 | 72.7 | CAREER | 26.0 | 10.4 | 6.0 | 0.6 | 50.0 | 44.4 | 72.7 |
| | MIN | PTS | REB | APG | FG% | 3FG% | FT% | | | | | | | | | | | | | | | | | | | | |
| 2011-12 | 26.0 | 10.4 | 6.0 | 0.6 | 50.0 | 44.4 | 72.7 | | | | | | | | | | | | | | | | | | | | |
| CAREER | 26.0 | 10.4 | 6.0 | 0.6 | 50.0 | 44.4 | 72.7 | | | | | | | | | | | | | | | | | | | | |
|  | 25 | <div>Tom Knight</div> <div><ul style="list-style-type: none">Has played in 16 games with the IrishHas twice scored career-best seven points, both in 2010-11Pulled down career-best five rebounds against UMBC (Dec. 22, 2010)</div> | <div>Forward • 6-9 • Junior • Dixfield, Maine • Dirigo</div> <table><tr><td></td><td>MIN</td><td>PTS</td><td>REB</td><td>APG</td><td>FG%</td><td>3FG%</td><td>FT%</td></tr><tr><td>2011-12</td><td>8.3</td><td>3.3</td><td>1.0</td><td>0.5</td><td>50.0</td><td>---</td><td>50.0</td></tr><tr><td>CAREER</td><td>4.8</td><td>1.8</td><td>1.1</td><td>0.3</td><td>48.4</td><td>---</td><td>75.0</td></tr></table> | | MIN | PTS | REB | APG | FG% | 3FG% | FT% | 2011-12 | 8.3 | 3.3 | 1.0 | 0.5 | 50.0 | --- | 50.0 | CAREER | 4.8 | 1.8 | 1.1 | 0.3 | 48.4 | --- | 75.0 |
| | MIN | PTS | REB | APG | FG% | 3FG% | FT% | | | | | | | | | | | | | | | | | | | | |
| 2011-12 | 8.3 | 3.3 | 1.0 | 0.5 | 50.0 | --- | 50.0 | | | | | | | | | | | | | | | | | | | | |
| CAREER | 4.8 | 1.8 | 1.1 | 0.3 | 48.4 | --- | 75.0 | | | | | | | | | | | | | | | | | | | | |
|  | 32 | <div>Joey Brooks</div> <div><ul style="list-style-type: none">Earned first career start in season opener vs. MVSU (Nov. 12)Career best 13 points, 9 rebounds vs. Detroit (Nov. 14)Set career high for minutes (29) against MVSU</div> | <div>Guard • 6-6 • Junior • Houston, Texas • Strake Jesuit</div> <table><tr><td></td><td>MIN</td><td>PTS</td><td>REB</td><td>APG</td><td>FG%</td><td>3FG%</td><td>FT%</td></tr><tr><td>2011-12</td><td>22.5</td><td>6.5</td><td>3.8</td><td>1.8</td><td>29.2</td><td>50.0</td><td>52.6</td></tr><tr><td>CAREER</td><td>7.2</td><td>2.1</td><td>1.0</td><td>0.4</td><td>38.2</td><td>29.2</td><td>52.8</td></tr></table> | | MIN | PTS | REB | APG | FG% | 3FG% | FT% | 2011-12 | 22.5 | 6.5 | 3.8 | 1.8 | 29.2 | 50.0 | 52.6 | CAREER | 7.2 | 2.1 | 1.0 | 0.4 | 38.2 | 29.2 | 52.8 |
| | MIN | PTS | REB | APG | FG% | 3FG% | FT% | | | | | | | | | | | | | | | | | | | | |
| 2011-12 | 22.5 | 6.5 | 3.8 | 1.8 | 29.2 | 50.0 | 52.6 | | | | | | | | | | | | | | | | | | | | |
| CAREER | 7.2 | 2.1 | 1.0 | 0.4 | 38.2 | 29.2 | 52.8 | | | | | | | | | | | | | | | | | | | | |
|  | 33 | <div>Mike Broghammer</div> <div><ul style="list-style-type: none">Posted career highs in points (9) and rebounds (5) against Delaware State (Nov. 18)Returned to action for first time since knee injury ended 2010-11 season</div> | <div>Forward • 6-9 • Junior • Orono, Minn. • Hopkins</div> <table><tr><td></td><td>MIN</td><td>PTS</td><td>REB</td><td>APG</td><td>FG%</td><td>3FG%</td><td>FT%</td></tr><tr><td>2011-12</td><td>7.2</td><td>3.4</td><td>2.0</td><td>0.6</td><td>72.7</td><td>---</td><td>25.0</td></tr><tr><td>CAREER</td><td>5.7</td><td>2.1</td><td>1.2</td><td>0.2</td><td>49.1</td><td>25.0</td><td>35.3</td></tr></table> | | MIN | PTS | REB | APG | FG% | 3FG% | FT% | 2011-12 | 7.2 | 3.4 | 2.0 | 0.6 | 72.7 | --- | 25.0 | CAREER | 5.7 | 2.1 | 1.2 | 0.2 | 49.1 | 25.0 | 35.3 |
| | MIN | PTS | REB | APG | FG% | 3FG% | FT% | | | | | | | | | | | | | | | | | | | | |
| 2011-12 | 7.2 | 3.4 | 2.0 | 0.6 | 72.7 | --- | 25.0 | | | | | | | | | | | | | | | | | | | | |
| CAREER | 5.7 | 2.1 | 1.2 | 0.2 | 49.1 | 25.0 | 35.3 | | | | | | | | | | | | | | | | | | | | |
|  | 45 | <div>Jack Cooley</div> <div><ul style="list-style-type: none">Earned first start of career against MVSU (Nov. 12)Registered first career double-double with 11 points and 17 rebounds against Delaware State (Nov. 18)</div> | <div>Forward • 6-9 • Junior • Glenview, Ill. • Glenbrook South</div> <table><tr><td></td><td>MIN</td><td>PTS</td><td>REB</td><td>APG</td><td>FG%</td><td>3FG%</td><td>FT%</td></tr><tr><td>2011-12</td><td>22.4</td><td>5.4</td><td>8.4</td><td>1.6</td><td>36.8</td><td>---</td><td>76.5</td></tr><tr><td>CAREER</td><td>9.6</td><td>2.9</td><td>3.1</td><td>0.3</td><td>56.9</td><td>---</td><td>55.2</td></tr></table> | | MIN | PTS | REB | APG | FG% | 3FG% | FT% | 2011-12 | 22.4 | 5.4 | 8.4 | 1.6 | 36.8 | --- | 76.5 | CAREER | 9.6 | 2.9 | 3.1 | 0.3 | 56.9 | --- | 55.2 |
| | MIN | PTS | REB | APG | FG% | 3FG% | FT% | | | | | | | | | | | | | | | | | | | | |
| 2011-12 | 22.4 | 5.4 | 8.4 | 1.6 | 36.8 | --- | 76.5 | | | | | | | | | | | | | | | | | | | | |
| CAREER | 9.6 | 2.9 | 3.1 | 0.3 | 56.9 | --- | 55.2 | | | | | | | | | | | | | | | | | | | | |



@UND_com
@NDMikeBrey
@NDmbb

Following The Irish

facebook.com/NotreDameAthletics
facebook.com/NDBasketball



NOTRE DAME MEN'S BASKETBALL AT-A-GLANCE

2011-12 Schedule & Results

| Overall | BIG EAST | Home | Away | Neutral |
|---------|---------------------------|------------|------|---------|
| 4-1 | 0-0 | 4-0 | 0-0 | 0-1 |
| Date | Opponent | Time | | |
| 11/1 | ST. XAVIER (Exhibition) | W, 90-72 | | |
| 11/7 | STONEHILL (Exhibition) | W, 92-70 | | |
| 11/12 | MISSISSIPPI VALLEY STATE | W, 80-67 | | |
| 11/14 | DETROIT^ (ESPNU) | W, 59-53 | | |
| 11/16 | SAM HOUSTON STATE^ | W, 74-41 | | |
| 11/18 | DELAWARE STATE | W, 93-69 | | |
| 11/21 | vs. Missouri@ (ESPN2) | L, 87-58 | | |
| 11/22 | vs. Georgia# (ESPNU) | 7:45 p.m. | | |
| 11/27 | BRYANT | 2:00 p.m. | | |
| 11/30 | at Gonzaga (ESPN2) | 11:15 p.m. | | |
| 12/4 | vs. Maryland\$ | 4:45 p.m. | | |
| 12/8 | MAINE | 7:30 p.m. | | |
| 12/10 | DARTMOUTH | 7:30 p.m. | | |
| 12/17 | vs. Indiana% (ESPN2) | 4:30 p.m. | | |
| 12/19 | SACRED HEART | 7:30 p.m. | | |
| 12/27 | PITTSBURGH* (ESPN2) | 7:00 p.m. | | |
| 1/4 | at Cincinnati* | 7:00 p.m. | | |
| 1/7 | at Louisville* (ESPNU) | 4:00 p.m. | | |
| 1/10 | USF* | 7:00 p.m. | | |
| 1/14 | CONNECTICUT* (ESPN2) | 11:00 a.m. | | |
| 1/16 | at Rutgers* (ESPNU) | 9:00 p.m. | | |
| 1/21 | SYRACUSE* (ESPN) | 6:00 p.m. | | |
| 1/25 | at Seton Hall* | 8:00 p.m. | | |
| 1/29 | at Connecticut* | Noon | | |
| 2/4 | MARQUETTE* (CBS) | 1:00 p.m. | | |
| 2/8 | at West Virginia* (ESPNU) | 9:00 p.m. | | |
| 2/11 | DEPAUL* | Noon | | |
| 2/15 | RUTGERS*(ESPNU) | 7:00 p.m. | | |
| 2/18 | at Villanova*(ESPNU) | 9:00 p.m. | | |
| 2/22 | WEST VIRGINIA* (ESPN2) | 7:00 p.m. | | |
| 2/25 | at St. John's* (ESPN) | Noon | | |
| 2/27 | at Georgetown* (ESPN) | 7:00 p.m. | | |
| 3/2 | PROVIDENCE* | 7:00 p.m. | | |

BIG EAST CHAMPIONSHIP

(Madison Square Garden; New York, N.Y.)

| | |
|------|---------------|
| 3/6 | First Round |
| 3/7 | Second Round |
| 3/8 | Quarterfinals |
| 3/9 | Semifinals |
| 3/10 | Final |

NCAA CHAMPIONSHIP

| | |
|---------|--|
| 3/13-14 | First Round (Dayton, Ohio) |
| 3/15-18 | Second & Third Rounds (various locations) |
| 3/22-25 | Regional Rounds (various locations) |
| 3/31 | Final Four - Semifinals (New Orleans, La.) |
| 4/2 | Final Four - Final (New Orleans, La.) |

^ - CBE Classic (Regional Rounds)

@ - CBE Classic - Kansas City, Mo. (Semifinals)

- CBE Classic - Kansas City, Mo. (Consolation)

\$ - BB&T Classic - Washington, D.C.

% - Crossroads Classic - Indianapolis, Ind.

* - BIG EAST Conference Game

Home events in **BOLD CAPS**

All times Eastern

Notre Dame vs. Georgia History

Overall: Notre Dame leads 2-0

At Home: Series Tied 0-0

On Road: Notre Dame leads 1-0

Neutral Site: Notre Dame leads 1-0

Previous Two Meetings

| Date | Location | Result |
|----------|-------------------|----------|
| 2-6-94 | Atlanta, GA | W, 88-85 |
| 11-25-10 | Orlando, FL (2ot) | W, 89-83 |

2011-12 Individual Game-By-Game Leaders

| Opponent | Date | POINTS | REBOUNDS | ASSISTS | STEALS | BLOCKED SHOTS |
|--------------|----------|-------------------|-----------------------|---------------|----------|------------------------|
| MVSU | 11-12-11 | 27-ATKINS | 10-COOLEY | 6-ATKINS | 2-GRANT | 1 - COOLEY, BROGHAMMER |
| Detroit | 11-14-11 | 13-BROOKS, ATKINS | 9-BROOKS, CONNAUGHTON | 4-ATKINS | 2-BROOKS | 2-COOLEY |
| SHSU | 11-16-11 | 24-CONNAUGHTON | 6-GRANT, COOLEY | 7-GRANT | 3-COOLEY | 1-THREE TIED |
| Delaware St. | 11-18-11 | 23-MARTIN | 17-COOLEY | 7-DRAGICEVICH | 1-GRANT | 1-GRANT |
| Missouri | 11-21-11 | 22-ABROMAITIS | 8-ABROMAITIS | 3-ABROMAITIS | 3-COOLEY | 1-CONNAUGHTON |

2011-12 Game-By-Game Starting Lineups

| Date | Opponent (Result) | Starting Lineup | # of Times | Record With Lineup |
|-------|-------------------------|--|------------|--------------------|
| 11/12 | MVSU (W, 80-67) | Atkins-Brooks-Cooley-Grant-Martin^ | 1 | 1-0 |
| 11/14 | Detroit (W, 59-53) | Atkins-Brooks-Cooley-Grant-Martin | 2 | 2-0 |
| 11/16 | SHSU (W, 74-41) | Brooks-Cooley-Dragicovich-Grant-Martin^ | 1 | 1-0 |
| 11/18 | Delaware St. (W, 93-69) | Connaughton-Cooley-Dragicovich-Grant-Martin^ | 1 | 1-0 |
| 11/21 | Missouri (L, 58-87) | Abromaitis-Cooley-Atkins-Martin-Grant^ | 1 | 0-1 |

^ - Indicates first time that lineup was used

2011-12 Notre Dame Categorical Leaders

| | |
|--------------------------------|--------------------------------|
| Minutes Per Game..... | Tim Abromaitis (38.0) |
| Total Points..... | Scott Martin (64) |
| Points Per Game..... | Tim Abromaitis (22.0) |
| Total Field Goals..... | Scott Martin (22) |
| Field Goal % | Mike Broghammer (72.7%) |
| Total 3-Point Field Goals..... | Scott Martin (10) |
| 3-Point Field Goal % | Eric Atkins (66.7%) |
| Total Free Throws..... | Eric Atkins (19) |
| Free Throw % | Eric Atkins (86.4%) |
| Season Rebounds | Jack Cooley (42) |
| Season Assists..... | Jerian Grant (23) |
| Season Blocks..... | Jack Cooley (4) |
| Season Steals..... | Jerian Grant & Jack Cooley (6) |

2011-12 BIG EAST Standings

| | BIG EAST | Pct | Overall | Pct |
|-------------------|--------------|-------------|--------------|-------------|
| Marquette | 0 - 0 | .000 | 5 - 0 | 1.000 |
| Connecticut | 0 - 0 | .000 | 4 - 0 | 1.000 |
| Syracuse | 0 - 0 | .000 | 4 - 0 | 1.000 |
| Louisville | 0 - 0 | .000 | 3 - 0 | 1.000 |
| Providence | 0 - 0 | .000 | 3 - 0 | 1.000 |
| Villanova | 0 - 0 | .000 | 3 - 0 | 1.000 |
| DePaul | 0 - 0 | .000 | 2 - 0 | 1.000 |
| Cincinnati | 0 - 0 | .000 | 4 - 1 | .800 |
| Notre Dame | 0 - 0 | .000 | 4 - 1 | .800 |
| Rutgers | 0 - 0 | .000 | 3 - 1 | .750 |
| Seton Hall | 0 - 0 | .000 | 3 - 1 | .750 |
| Pittsburgh | 0 - 0 | .000 | 2 - 1 | .667 |
| West Virginia | 0 - 0 | .000 | 2 - 1 | .667 |
| Georgetown | 0 - 0 | .000 | 2 - 1 | .667 |
| St. John's | 0 - 0 | .000 | 3 - 2 | .600 |
| USF | 0 - 0 | .000 | 3 - 2 | .600 |

