



# 2010-11 NOTRE DAME MEN'S BASKETBALL



ATHLETIC MEDIA RELATIONS:  
MEDIA RELATIONS CONTACTS:

Joyce Center  
Bernadette Cafarelli  
Sean Carroll

Room 112  
o: (574) 631-8458  
o: (574) 631-2664

Notre Dame, IN 46556  
c: (574) 532-0249  
c: (574) 340-2177

Fax: (574) 631-7941  
cafarelli.1@nd.edu  
carroll.64@nd.edu

## 2010-11 Schedule

Date	Opponent	Time
11/1	MARIAN UNIVERSITY <sup>^</sup>	W, 85-52
11/6	CATHOLIC UNIVERSITY <sup>^</sup>	W, 72-47
11/12	GEORGIA SOUTHERN	W, 98-61
11/14	LIBERTY	W, 72-51
11/17	CHICAGO STATE	W, 102-62
11/22	MAINE	W, 97-72
<i>Old Spice Classic (Orlando, Fla.)</i>		
11/25	vs. Georgia (ESPN2)	W, 89-83 (2ot)
11/26	vs. California (ESPN2)	W, 57-44
11/28	vs. Wisconsin (ESPN2)	W, 58-51
11/30	(25/-) INDIANA STATE	W, 81-72
12/8	(23/23) vs. Kentucky! (ESPN) (17/16)	L, 58-72
12/11	(23/23) GONZAGA (ESPN2)	8:30 p.m.
12/19	STONY BROOK	4:30 p.m.
12/22	UMBC	7:30 p.m.
12/29	GEORGETOWN* (ESPN2)	7:00 p.m.
1/1	at Syracuse* (ESPNU)	3:30 p.m.
1/4	CONNECTICUT*	7:00 p.m.
1/8	ST. JOHN'S* (ESPNU)	8:00 p.m.
1/10	at Marquette* (ESPN2)	7:00 p.m.
1/16	at St. John's*	Noon
1/19	CINCINNATI* (ESPN2)	7:00 p.m.
1/22	MARQUETTE*	7:00 p.m.
1/24	at Pittsburgh* (ESPN)	7:00 p.m.
2/3	at DePaul* (ESPN/ESPN2)	9:00 p.m.
2/6	RUTGERS*	Noon
2/9	LOUISVILLE* (ESPNU)	7:00 p.m.
2/12	at USF*	Noon
2/19	at West Virginia* (CBS)	1:00 p.m.
2/23	at Providence*	7:00 p.m.
2/26	SETON HALL* (ESPNU)	7:00 p.m.
2/28	VILLANOVA* (ESPN)	7:00 p.m.
3/5	at Connecticut* (ESPN/ESPN2)	2:00 p.m.
3/8-12	BIG EAST Championship (ESPN) (Madison Square Garden; New York City)	
3/15-20	NCAA First-Third Rounds	
3/24-27	NCAA Championship Regionals	
4/2	NCAA Final Four-Semifinals (Houston, Texas)	
4/4	NCAA Final Four-Final (Houston, Texas)	

<sup>^</sup> - Exhibition Game

! - BIG EAST/SEC Invitational (Louisville, Ky.)

\* - BIG EAST Conference Game

Home events in **BOLD CAPS**

All times Eastern

## Game 10 • Saturday, December 11 • 8:30 p.m. (EST) Purcell Pavilion at the Joyce Center (9,154)

Notre Dame, Ind.



Vs.



#23/23 Notre Dame Fighting Irish

Record: 8-1, 0-0

H: 5-0; A: 0-0; N: 3-1

First Meeting

Gonzaga Bulldogs

Record: 4-4, 0-0

H: 3-1; A: 0-1; N: 1-2

TV: ESPN2

Dave O'Brien (play-by-play)

Bob Knight (analyst)

Radio: *Affiliate listings on page 7; Broadcast also on UND.com*

Jack Nolan (play-by-play)

LaPhonso Ellis (analyst)

### NOTRE DAME PROBABLE STARTING LINEUP

2010-11 Statistics

No.	Player	Pos	Ht.	Wt.	Yr.	PPG	RPG	APG
1	Tyrone Nash	F	6-8	232	Sr.	12.0	6.4	3.0
21	Tim Abromaitis	F	6-8	235	Sr.	14.3	7.0	2.2
34	Carleton Scott	F	6-8	218	Sr.	10.9	7.8	1.9
14	Scott Martin	G	6-8	219	Sr.	9.1	4.8	1.4
23	Ben Hansbrough	G	6-3	206	Sr.	16.3	3.4	3.8

### Irish To Face Zags For First Time

• Notre Dame will face Gonzaga for the first time ever when the Fighting Irish play host to the Bulldogs at 8:30 p.m. (ET) on Saturday inside Purcell Pavilion at the Joyce Center. The game will be aired on ESPN2.

• The Irish (8-1) suffered their first loss of the season on Wednesday with a 72-58 setback to Kentucky at Freedom Hall in Louisville, Ky. That game was part of the SEC/BIG EAST Invitational.

• Notre Dame's loss to Kentucky was the latest calendar date the Irish had suffered their first setback of the season since the 1979-80 campaign. Notre Dame started that season 7-0 before suffering its first loss to Kentucky (86-80) on Dec. 29, 1979.

• Gonzaga will bring a 4-4 record into Saturday's contest. The Bulldogs fell at Washington State, 81-59, on Wednesday.

• The Bulldogs are a member of the West Coast Conference (WCC). The Fighting Irish are 21-8 all-time against current members of the WCC. Notre Dame's last game versus a WCC opponent was an 87-85 home setback to Loyola Marymount last season (Dec. 12, 2009).

• This is the fifth straight season that Notre Dame has faced a WCC foe. The Irish defeated Portland 86-69 during the 2006-07 season and took down San Francisco 84-76 during the 2007-08 campaign. Notre Dame won at Loyola Marymount 65-54 in 2008-09 before falling to the Lions last season.

• The Irish will face Gonzaga in Spokane, Wash. during the 2011-12 campaign.



## NOTRE DAME 2010-11 ROSTER

*2010-11 Statistics*

No.	Player	Pos	Ht.	Wt.	Yr.	PPG.	RPG	Hometown/High School
0	Eric Atkins	G	6-2	173	Fr.	7.0	2.8	Columbia, Md./Mount Saint Joseph
1	Tyrone Nash	F	6-8	232	Sr.	12.0	6.4	Queens, N.Y./Lawrence Woodmere Academy & Northfield Mt. Hermon
5	Tom Kopko	G	6-2	187	Sr.	0.8	0.5	Chicago, Ill./St. Laurence
12	Alex Dragicevich	G	6-8	215	Fr.	3.3	1.3	Northbrook, Ill./Glenbrook North
14	Scott Martin	G	6-8	219	Sr.	9.1	4.8	Valparaiso, Ind./Valparaiso
21	Tim Abromaitis	F	6-8	235	GS	14.3	7.0	Unionville, Conn./Farmington
22	Jerian Grant	G	6-5	185	Fr.	--	--	Bowie, Md./DeMatha
23	Ben Hansbrough	G	6-3	203	Sr.	16.3	3.4	Poplar Bluff, Mo./Poplar Bluff
25	Tom Knight	F	6-10	253	So.	2.3	1.8	Dixfield, Maine/Dirigo
32	Joey Brooks	G	6-6	215	So.	2.3	1.6	Houston, Texas/Strake Jesuit College Prep
33	Mike Broghammer	F	6-9	248	So.	2.3	1.8	Orono, Minn./Hopkins
34	Carleton Scott	F	6-8	218	Sr.	10.9	7.8	San Antonio, Texas/James Madison
45	Jack Cooley	F	6-9	244	So.	4.7	3.7	Glenview, Ill./Glenbrook South

**Head Coach:** Mike Brey (George Washington '82)

**Assistant Coach:** Anthony Solomon (Virginia '87)

**Assistant Coach:** Rod Balanis (Georgia Tech '93)

**Assistant Coach:** Martin Ingelsby (Notre Dame '01)

**Coordinator of Basketball Operations:** Harold Swanagan (Notre Dame '02)

**Athletic Trainer:** Skip Meyer (Central Connecticut State '74)

### Pronunciation Guide

Tim Abromaitis .....	ab-row-MY-tis
Jack Cooley .....	COOL-ee
Mike Broghammer.....	BROGE-ham-mer
Alex Dragicevich .....	Drag-ee-vich
Jerian Grant.....	JARE-in
Ben Hansbrough.....	HANDS-bro
Tom Kopko .....	cop-COE

### National Polls (Dec. 6)

#### AP Top 25

1. Duke
2. Ohio State
- 3. Pittsburgh**
4. Kansas
5. Kansas State
- 6. Connecticut**
7. Michigan State
- 8. Syracuse**
- 9. Georgetown**
10. Baylor
11. Tennessee
- 12. Villanova**
13. Memphis
14. San Diego State
15. Missouri
16. Illinois
- 17. Kentucky**
18. BYU
19. Purdue
20. UNLV
21. Washington
22. Minnesota
- 23. NOTRE DAME**
- 24. Louisville**
25. Texas

#### ESPN/USA Today Coaches Poll

1. Duke
2. Ohio State
- 3. Pittsburgh**
4. Kansas
5. Kansas State
- 6. Connecticut**
- 7. Syracuse**
8. Michigan State
9. Baylor
- 10. Georgetown**
11. Missouri
- 12. Villanova**
13. Tennessee
14. Memphis
15. San Diego State
- 16. Kentucky**
17. Illinois
18. Purdue
19. UNLV
20. Minnesota
21. BYU
22. Washington
- 23. NOTRE DAME**
24. Florida
25. Texas

**Bold** indicates 2010-11 Irish opponent

- Notre Dame is ranked 23rd in both the Associated Press poll and ESPN/USA Today Coaches poll. It marks the highest the Irish have been ranked this season. Gonzaga is not ranked in either poll.

#### Starting Strong

- Notre Dame's 8-0 start was the fifth in program history and the first since the 1973-74 campaign. That Irish squad opened 12-0. (*see box on page 3 of this notes packet for detailed information on undefeated starts*).
- Notre Dame's 8-0 start was the best ever for the Irish under head coach Mike Brey and it also matched the longest win streak for an Irish team coached by him. Notre Dame's last eight-game win streak came during Brey's first season when his 2000-01 squad rattled off eight straight BIG EAST conference regular-season victories.

#### Streak Snapped

- The setback to Kentucky was Notre Dame's first regular-season loss since a 91-89 overtime loss to Louisville on Feb. 17, 2010, at Freedom Hall. The Irish had won their past 12 regular-season games dating back to last season. The setback also snapped Notre Dame's five-game winning streak against teams from the SEC.

#### Irish On A Roll

- Notre Dame is 14-3 in its last 17 games dating back to last season. Following a double-overtime loss (91-89) to Louisville in Freedom Hall on Feb. 17, 2010, the Irish won their final four regular-season games in 2009-10 (Pittsburgh, Georgetown, Connecticut and Marquette) and won two games in the BIG EAST Tournament (wins over Seton Hall and Pittsburgh) before losing to West Virginia in the conference championship semifinals and to Old Dominion in the first round of the 2010 NCAA Tournament.

#### Hansbrough Staying Hot

- Senior guard **Ben Hansbrough** has scored 20-plus points in each of the past two games. He netted a career-high 24 points against Indiana State on Nov. 30 and followed that up with a team-high 21 points against Kentucky on Wednesday. Over the course of those two games, Hansbrough is 15-27 (.556) from the field, including 9-14 from three-point range.
- Hansbrough has reached double-figures in points in eight of nine games this season. He has scored 20-plus points four times this season and 11 times in his career (seven times at Notre Dame). Hansbrough has reached double-digits 57 times in his career, including 31 times with the Irish.



### Number of Career Games Led Irish In ...

<b>Tim Abromaitis</b>		<b>Ben Hansbrough</b>	
Scoring	9	Scoring	10
Blocks	5	Assists	18
Steals	9	Rebounds	3
Assists	3	Steals	16
Rebounds	6	Blocks	4
<b>Eric Atkins</b>		<b>Tyrone Nash</b>	
Scoring	1	Steals	14
Assists	2	Blocks	16
Steals	1	Rebounds	7
		Assists	10
<b>Mike Broghammer</b>		<b>Carleton Scott</b>	
Steals	1	Scoring	2
Blocks	1	Blocks	29
<b>Joey Brooks</b>		Steals	7
Steals	4	Rebounds	11
		Assists	3
<b>Jack Cooley</b>			
Steals	1		
Blocks	3		

### Free-Throw Shooting in Final Five Minutes and Overtime:

Tim Abromaitis	8-9 (.889)
Eric Atkins	7-10 (.700)
Mike Broghammer	0-0 (.000)
Joey Brooks	2-6 (.333)
Jack Cooley	0-2 (.000)
Alex Dragicevich	4-4 (1.000)
Jerian Grant	0-0 (.000)
Ben Hansbrough	11-14 (.786)
Tom Knight	1-1 (1.000)
Tom Kopko	0-0 (.000)
Scott Martin	3-7 (.429)
Tyrone Nash	4-10 (.400)
Carleton Scott	6-6 (1.000)
<b>Total</b>	46-70 (.657)
<b>Opponents</b>	32-40 (.800)

### Off To A Good Start

Notre Dame's 8-0 start was the fifth in program history and the first since the 1973-74 campaign. Here is a look at the other 8-0 starts (in chronological order) for the Irish and how they ended up that season ...

Season	Start	Final Record	Head Coach
2010-11	8-0	????	Mike Brey
1973-74*	12-0	26-3	Digger Phelps
1945-46	13-0	17-4	Elmer Ripley
1933-34	11-0	20-4	Moose Krause
1912-13	9-0	13-2	William Nelson

\* - advanced to NCAA regional semifinal that season

- Hansbrough is first on the team with a 16.3 ppg. average this season. He also has a team-best 34 assists (3.8 apg) and a team-high seven steals.
- Hansbrough currently ranks ninth nationally in three-point field goal percentage by shooting at a 54.9 percent clip (28-51) from beyond the arc.

### Great Scott

- With his 10 points against Kentucky on Wednesday, senior forward **Carleton Scott** now has scored in double figures in the past seven games, which is a team-best streak. He has reached double-digits 11 times in his career.
- Scott provided Notre Dame with a consistent effort each night during the Old Spice Classic. Scott was the only Irish player to reach double figures in points during every game of the event. He notched double-doubles against both Georgia (11 pts., 11 rebs.) and California (16 pts., 10 rebs.). Scott registered 12 points and seven boards against Wisconsin and joined teammate **Tim Abromaitis** on the all-tournament team. His point totals against California and Wisconsin were team-best figures. That marked the first time in his career that he's led the Irish in scoring.

### Block Party

- Senior forward **Carleton Scott** has a team-best 19 blocked shots this season (2.1 per game).
- Scott's two blocked shots against Kentucky on Wednesday marked the seventh time this season he has blocked at least two shots in a game.
- Scott tied a career-high total with a season-high four blocked shots against Indiana State (Nov. 30).

### Spreading The Wealth

- All five of Notre Dame's starters reached double figures in the 81-72 win over Indiana State on Nov. 30. **Ben Hansbrough** had a career-high 24 points, while **Tyrone Nash** notched 16 points. **Scott Martin** matched a season-high total with 15 points and **Tim Abromaitis** and **Carleton Scott** registered 13 and 11 points, respectively.

### Veteran Presence

- Seniors **Tim Abromaitis** (F), **Ben Hansbrough** (G), **Scott Martin** (G), **Tyrone Nash** (F) and **Carleton Scott** (F) have started eight of Notre Dame's nine games this season. The only game that quintet did not start was Chicago State (Nov. 17) when Martin was out with back spasms.

### Clamping Down

- Notre Dame opponents are shooting just 38.2% (206-539) from the field, including 30.8% (57-185) from three-point range.
- Notre Dame opponents are averaging just 27.1 points in the first half this season. Notre Dame is averaging 39.2 points during the first stanza.

### Living Large At The Line

- The Fighting Irish have 48 more made free throws than their opponents have attempts from the charity stripe. The Fighting Irish are 191-260 (.735) from the free throw line this season, while their opponents are 99-143 (.692).
- During the Old Spice Classic, Notre Dame held a decisive free throw advantage in all three games. The Irish made 20 more free throws than both Georgia (30-10) and California (26-6). Notre Dame made 16 more free throws (20-4) than Wisconsin in the title game.
- Notre Dame went a combined 13-14 from the charity stripe during both overtime periods in the 89-83 triumph of Georgia. The Irish made a season-high 30 free throws, on 43 attempts, versus Georgia.

### Hitting The Glass

- Notre Dame ranks fifth nationally in rebound margin (+10.1). The Fighting Irish have out-rebounded their opponents in eight of nine games this season. Kentucky was the only team to out-rebound the Irish as the Wildcats held a 42-34 edge in boards. Notre Dame owns a 383-292 advantage on the glass. That mark includes a 118-90 edge in offensive boards.
- Notre Dame out-rebounded Wisconsin 43-28 in the title game of the Old Spice Classic.
- **Carleton Scott** has a team-best 70 rebounds (7.8 rpg), while **Tim Abromaitis** is second with 63 (7.0 rpg). **Tyrone Nash** has a team-high 24 offensive rebounds.



## 2010-11 BIG EAST STANDINGS

(as of games played on Dec. 9)

	<b>Overall Record</b>	<b>BIG EAST Record</b>
Pittsburgh	10-0	0-0
Syracuse	9-0	0-0
Connecticut	8-0	0-0
Cincinnati	7-0	0-0
Louisville	7-0	0-0
<b>NOTRE DAME</b>	<b>8-1</b>	<b>0-0</b>
Georgetown	8-1	0-0
Villanova	7-1	0-0
Providence	9-2	0-0
Marquette	7-2	0-0
West Virginia	6-2	0-0
Rutgers	5-2	0-0
St. John's	5-2	0-0
USF	5-4	0-0
Seton Hall	3-4	0-0
DePaul	3-5	0-0

### Players of the Week

Ashton Gibbs, Jr., G, Pittsburgh (Nov. 22)  
Kemba Walker, Jr., G, Connecticut (Nov. 29)  
Chris Wright, Sr., G, Georgetown (Dec. 6)

### Rookies of the Week

Sean Kilpatrick, Fr., G, Cincinnati (Nov. 22)  
Gerard Coleman, Fr., G, Providence (Nov. 29)  
Brandon Young, Fr., G, DePaul (Dec. 6)

### Notre Dame Weekly Honor Roll Honorees

Ben Hansbrough (Nov. 22)  
Tim Abromaitis (Nov. 29)

### A Passing Grade

- Against Indiana State (Nov. 30), Notre Dame eclipsed the 20-plus assist mark for the fourth time this season by dishing out 21 assists. The Irish had a season-high 29 assists (on 34 made field goals) versus Chicago State (Nov. 17).
- Notre Dame has registered 155 assists on its 226 made field goals this season (.686). The Irish have just 98 turnovers and they boast a 1.58 assist-to-turnover ratio, which ranks sixth nationally. Notre Dame's 17.2 assist-per-game average ranks 14th in the country.
- Senior guard **Ben Hansbrough** leads the Irish with 34 assists (3.8 apg). Freshman point guard **Eric Atkins** is second with 30 (3.3 apg). Atkins has a team-best 2.50 assist-to-turnover ratio.

### Abro On Attack

- **Tim Abromaitis** has scored in double figures in seven of nine games this season. The only times he was held under 10 points were against California (7 pts.) and Kentucky (4 pts.). The senior forward has 35 career games in double figures. His three-game stretch of 20-plus point efforts this season versus Chicago State (21), Maine (26) and Georgia (25) marked the first time that he's hit for 20 or more points in three straight games during his Notre Dame career. He has 11 career games with 20-plus points.
- Abromaitis is second among all Irish players with a 14.3 ppg. average this season.

### Martin Makes An Impact

- Senior guard **Scott Martin** matched a season-high total with 15 points against Indiana State on Nov. 30. He also tallied 15 points versus Maine (Nov. 22). Those were his highest point outputs since he netted a career-high 17 points against Missouri State on Dec. 23, 2007, during his freshman season at Purdue.
- Martin did not play in 2008-09 due to NCAA transfer rules and he missed all of last season with an ACL injury.
- Martin reached double figures again with 11 points, to go along with six rebounds, against California (Nov. 26). He hauled down a season-high seven rebounds against Wisconsin (Nov. 28).

### Shooting Stars

- The Fighting Irish shot a season best 57.7% (30-52) from the field in a 97-72 victory over Maine on Nov. 22.
- Against Maine, Notre Dame shot 92.6% from the free throw line (25-27). Prior to that performance, the last time the Irish shot above 90% from the charity stripe was on Jan. 30, 2010 vs. Rutgers (9-10).
- Six Notre Dame players (Abromaitis, Nash, Scott, Hansbrough, Cooley, Martin) reached double figures in points against Maine. It marked the first time the Irish had six double-digit scorers since Jan. 14, 2003 (vs. DePaul).

### Tyrone Takes Control

- Senior forward **Tyrone Nash** netted a career-high 18 points versus Georgia on Nov. 25 during the first round of the Old Spice Classic. He followed that up with an 11-point effort against California (Nov. 26). That was his fifth straight game in double figures. It was the first time in his career that he reached double figures in five consecutive contests.
- Nash has two double-doubles this season. He registered 11 points and 10 rebounds, in addition to seven assists, versus Chicago State (Nov. 17) and followed that with 13 points and 11 boards against Maine (Nov. 22).
- Nash's points-per-game total (12.0) ranks third among all Irish players. He also is third on the team with 27 assists (3.3 apg) and 58 rebounds (6.4 rpg).

### Old Spice Champions

- Notre Dame won the Old Spice Classic in Orlando, Fla. (Nov. 25-28) by capturing wins over Georgia (89-83 in 2ot), California (57-44) and Wisconsin (58-51). It marked the first three-game in-season tournament victory for the Fighting Irish since winning the 2001 Hawaii-Pacific Thanksgiving Classic in Honolulu, Hawaii as the Irish defeated Hawaii-Pacific (98-58), Tennessee-Chattanooga (97-84) and Monmouth (85-48). Notre Dame also won the 2002 BB&T Classic in Washington, DC with wins over Maryland (79-67) and Texas (98-92).
- Notre Dame has played in an in-season tournament in each of the past five seasons and eight times during the Mike Brey era. Notre Dame is 18-6 all-time under Brey in in-season tournaments.
- In the Old Spice Classic, the Irish held California and Wisconsin to five and 19 points, respectively, in the first half of play.



## Series vs. Gonzaga

### First Meeting

- Notre Dame held California (16-61) and Wisconsin (20-57) to a combined 36-118 (.305) from the field during the final two games of the Old Spice Classic.
- Senior forward **Tim Abromaitis** was named the MVP of the Old Spice Classic as he averaged 14.0 ppg. and 8.7 rpg. during the three-game run. Fellow senior forward **Carleton Scott** also was named to the all-tournament team. Scott was the only Irish player to reach double figures in points during every game of the event.

### On A Run

- Notre Dame used several key runs during the Old Spice Classic to secure the tournament title.
- After falling behind Georgia 38-25 early in the second half, Notre Dame erased the deficit by going on a 27-10 run to claim a four-point lead with 7:22 left in regulation. The Irish wound up winning 89-83 in double-overtime.
- After surrendering the game's first basket to California, the Irish went on to hold a 21-5 halftime advantage over the Golden Bears. The Irish defeated Cal 57-44.
- In the championship game, Notre Dame trailed Wisconsin 43-32 with 9:21 left in regulation. The Fighting Irish finished the game on a 26-8 run to claim the 58-51 victory. Included in that stretch was a 15-0 run for the Irish.

### BIG EAST Teams Find Success In Preseason Tournaments

- Notre Dame won the Old Spice Classic and was one of six BIG EAST teams to come away with an in-season tournament title during the month of November.

### Champions

Connecticut – EA Sports Maui Invitational

Pittsburgh – 2K Sports Classic

Notre Dame – Old Spice Classic

Syracuse – Legends Classic

Georgetown – Charleston Classic

St. John's – Great Alaska Shootout

### Runner-Up

Villanova – Preseason NIT Tip-Off

West Virginia – Puerto Rico Tip-Off

### Double-Double Times Three

- **Tim Abromaitis**, **Tyrone Nash** and **Carleton Scott** all notched a double-double in the win over Chicago State on Nov. 17. It marked the first time three Irish players all recorded a double-double in the same game since Jan. 23, 2010, versus DePaul when Luke Harangody, Ben Hansbrough and Nash accomplished the feat.

### Novembers To Remember

- Notre Dame head coach Mike Brey never has lost a home game in November during his 10-plus seasons with the Fighting Irish. Notre Dame is 35-0 all-time at Purcell Pavilion at the Joyce Center in November under Brey.
- Notre Dame teams traditionally have played well under Brey during the month of November. In his 11 seasons on the Irish bench, Brey's teams have compiled a 49-7 (.875) record.

### Hansbrough Hits 1,000 Career Points

- Senior guard **Ben Hansbrough** posted 20 points in the season opener against Georgia Southern (Nov. 12). With his 12th point of the contest, Hansbrough reached the 1,000th point mark for his career that spans two playing seasons at Mississippi State (2006-08) and one at Notre Dame (2009-10).

### Ironmen

- **Tim Abromaitis**, **Ben Hansbrough** and **Tyrone Nash** all have played in the past 44 contests. Nash and Hansbrough both have started all 44 of those contests. Overall, Nash has played in a team-best 59 straight contests. The last game he did not play in was at Cincinnati on Feb. 4, 2009.

### Draining From Deep

- The Irish drained 10 or more three pointers in three straight games earlier this season. Notre Dame went 10-28 from behind the arc against Liberty (Nov. 14) and followed that up with 12 treys, on 31 attempts, against Chicago State (Nov. 17). Notre Dame also hit 12 three-pointers, on 18 attempts, versus Maine on Nov. 22.
- Notre Dame went 8-11 from three-point range in the first half against Maine on Nov. 22. The eight made treys matched a season-high total for a half for the Irish. Notre Dame made eight three-pointers in the second half versus Chicago State.
- The Fighting Irish are 69-197 (.350) from three-point range this season.



### Hitting The Century Mark

Notre Dame has scored at least 100 points 13 times during the Mike Brey era. Most recently, the Fighting Irish deposited 102 points on Nov. 17 versus Chicago State. Here are Notre Dame's 100-point outputs during Brey's tenure.

Date	Opponent	Result
11/18/00	Sacred Heart	W, 104-58
11/22/00	Loyola (Chicago)	W, 107-68
2/9/02	at Georgetown (4ot)	W, 116-111
12/14/02	DePaul	W, 102-71
1/25/03	at Boston College (ot)	W, 101-96
2/18/06	at Seton Hall	W, 102-91
12/28/06	Rider	W, 101-51
1/30/07	at Syracuse	W, 103-91
12/8/07	Northern Illinois	W, 108-62
12/2/08	South Dakota	W, 102-76
2/21/09	at Providence	W, 103-84
12/22/09	Bucknell	W, 101-69
11/17/10	Chicago State	W, 102-62

### Taking Care Of The Basketball

Under Irish head coach Mike Brey, Notre Dame always has been a team that has had a high number of assists and very few turnovers. Here's a look at the Irish under Brey:

	FGs	Assts	TOs	Asst/Bskt	Asst/TO
2000-01	814	527	434	.647	1.21
2001-02	934	629	435	.673	1.45
2002-03	917	558	446	.609	1.25
2003-04	766	434	329	.567	1.32
2004-05	671	415	341	.618	1.22
2005-06	772	468	364	.606	1.29
2006-07	869	552	414	.635	1.33
2007-08	914	608	429	.665	1.42
2008-09	988	601	343	.608	1.75
2009-10	918	585	362	.637	1.62
2010-11	226	155	98	.686	1.58

### Irish On The Road Under Brey

	Away	Neutral	Overall
2010-11	0-0	3-1	3-1
2009-10	3-6	3-3	6-9
2008-09	3-8	3-4	6-12
2007-08	5-4	3-4	8-8
2006-07	3-5	3-3	6-8
2005-06	4-7	0-2	4-9
2004-05	4-6	0-1	4-7
2003-04	6-5	2-1	8-6
2002-03	4-5	6-3	10-8
2001-02	8-4	5-3	13-7
2000-01	6-4	2-2	8-6
<b>Totals</b>	<b>46-54</b>	<b>30-27</b>	<b>76-81</b>
	<b>(.460)</b>	<b>(.526)</b>	<b>(.484)</b>

### 383 And Counting

• Heading into the Gonzaga contest, Notre Dame has made at least one three-pointer in 383 straight contests dating back to the 1998-99 campaign. The Fighting Irish have made at least one three pointer during every game of the Mike Brey era. The last time an Irish team failed to hit a three-pointer in a game was in a 101-70 loss to Connecticut at the Hartford Civic Center on Jan. 12, 1999. Notre Dame finished 0-7 from beyond the arc in that contest. In 2008-09, the Irish set a single-season three-point record with 319.

### Jack Attack

• Sophomore forward **Jack Cooley** scored a career-high 13 points on 6-7 shooting from the field against Maine on Nov. 22. It was the second double-digit scoring output this season for Cooley, who netted a then career-high 11 points versus Georgia Southern in the season opener. Cooley is 17-27(.630) from the field this season.

### Home Cooking

• Notre Dame opened the season by playing its first four games at home and will play eight of its 12 non-league opponents at home before opening up BIG EAST play on Wednesday, Dec. 29 against Georgetown.  
 • Notre Dame's first games away from Purcell Pavilion at the Joyce Center were at the Old Spice Classic at the ESPN Wide World of Sports Complex in Orlando, Fla., Nov. 25-28.

### Home Court Advantage

• Notre Dame has won 74 of its last 80 (.925) home games and is 31-5 (.861) in its last 36 BIG EAST regular-season home contests.

### Impressive Opening Debut

• With its 98-61 win over Georgia Southern, Notre Dame now is 88-18 (.830) in season openers and 37-6 (.860) all-time in openers at Purcell Pavilion at the Joyce Center.  
 • Irish teams now are 11-0 all-time in season openers under head coach Mike Brey.  
 • The 98 points put up by the Irish were the highest point total in a season opener since a 99-53 victory over New Hampshire to start the 2001-02 season.  
 • The 37-point margin of victory was the largest in a season opener since a 43-point win (92-49) against IPFW to start the 2006-07 campaign.  
 • The 62 points scored by the Irish in the first half en route to a 62-23 halftime lead matched the most ever by Notre Dame team under head coach Mike Brey. Previously, Notre Dame had 62 points in the first half against Loyola-Chicago on Nov. 22, 2000.

### Tom Knight Gets Into The Act

• After sitting out all of last season, sophomore forward **Tom Knight** scored the first points of his career in the season opener against Georgia Southern as he finished with seven points and four rebounds in nine minutes of action.

### No Opening Game Jitters For These Rookies

• Freshmen **Eric Atkins** and **Alex Dragicevich** showed little signs of opening night jitters in their collegiate debuts against Georgia Southern (Nov. 12). Atkins played 22 minutes and scored nine points, grabbed three rebounds and dished off three assists. He made all four of field goal attempts and turned the ball over just twice. Dragicevich played 10 minutes and finished with nine points and grabbed three rebounds.  
 • Against Chicago State on Nov. 17, Atkins became the first Irish freshman to start a game since Luke Harangody and Tory Jackson started against Winthrop in the first round of the 2007 NCAA Tournament.  
 • By scoring 10 points against Liberty (Nov. 14) and 12 more versus Chicago State (Nov. 17), Atkins became the first Irish freshman to reach double figures in consecutive games since Harangody did so during the 2006-07 campaign.  
 • Atkins is averaging 7.0 points per game and he is second on the team with 30 assists (3.3 apg). He is averaging 27.1 minutes per game and boasts a team-best 2.50 assist-to-turnover ratio.



## 2010-11 Mike Brey Radio Show

The Mike Brey Radio Show is broadcast live from Legends on the campus of the University of Notre Dame. on Thursday nights at 7:00 pm during the basketball season. Irish fans can join head coach Mike Brey as well as Irish players for an in-depth look inside Notre Dame basketball. Notre Dame Men's Basketball Network play-by-play announcer Jack Nolan hosts the show which can be heard locally on NewsTalk 960 WSBT-AM and worldwide on [www.und.com](http://www.und.com). The show will re-air on Friday nights on College Sports Nation on Sirius Radio (122) and XM (143).

### Schedule

Show #1	Thursday, December 2
Show #2	Thursday, December 9
Show #3	Thursday, December 16
Show #4	Thursday, December 30
Show #5	Thursday, January 6
Show #6	Thursday, January 13
Show #7	Thursday, January 20
Show #8	Thursday, January 27
Show #9	Monday, February 7
Show #10	Thursday, February 17
Show #11	Thursday, February 24
Show #12	Thursday, March 3

## 2010-11 BIG EAST Teleconferences

(Contact the BIG EAST Conference for teleconference number information)

### Jan. 6, Jan. 20, Feb. 3 and Feb. 17

11:00 a.m.	Buzz Williams, Marquette
11:08 a.m.	Bob Huggins, West Virginia
11:16 a.m.	Keno Davis, Providence
11:24 a.m.	Jim Calhoun, Connecticut
11:32 a.m.	Steve Lavin, St. John's
11:40 a.m.	Jamie Dixon, Pittsburgh
11:48 a.m.	Kevin Willard, Seton Hall
11:56 a.m.	John Thompson III, Georgetown

### Jan. 13, Jan. 27, Feb. 10 and Feb. 24

11:00 a.m.	Jay Wright, Villanova
11:08 a.m.	Stan Heath, USF
11:16 a.m.	<b>Mike Brey, Notre Dame</b>
11:24 a.m.	Mike Rice, Rutgers
11:32 a.m.	Oliver Purnell, DePaul
11:40 a.m.	Mick Cronin, Cincinnati
11:48 a.m.	Jim Boeheim, Syracuse
11:56 a.m.	Rick Pitino, Louisville

## Watch the Irish on UND.com ...

*UND.com, the official web site of the University of Notre Dame athletics department, will feature a free broadcast for all Notre Dame non-conference home games during the 2010-11 season. The live streaming feed will feature the official radio play-by-play call from Jack Nolan and LaPhonso Ellis. Here is the list of games that will be carried by und.com ...*

Nov. 12	Georgia Southern	8:30 p.m. (ET)
Nov. 14	Liberty	2:00 p.m. (ET)
Nov. 17	Chicago State	7:30 p.m. (ET)
Nov. 22	Maine	7:30 p.m. (ET)
Nov. 30	Indiana State	7:30 p.m. (ET)
Dec. 19	Stony Brook	4:30 p.m. (ET)
Dec. 22	UMBC	7:30 p.m. (ET)

## 2010-11 Notre Dame Basketball Radio Affiliates

Notre Dame Sports Properties originates the Notre Dame Radio Network which includes: WSBT AM 960 (South Bend, Ind.); WLS AM 890 (Chicago, Ill.); WXNT-AM 1430 in Indianapolis, Ind.; WNUY-FM 100.1 (Fort Wayne, Ind.); WRSW ESPN 1480 AM (Warsaw, Ind.); WEFM FM 95.9 (Michigan City, Ind.); WLUV-AM 1520 (Rockford, Ill.); WVIL-FM 101.3 (Jacksonville/Peoria, Ill.); WJLS-AM 560 (Beckley, W.Va.); WKKX-AM 1600 (Wheeling, W.Va.); SIRIUS Satellite (159) and XM Radio (117); and worldwide on [www.und.com](http://www.und.com).

## Conference Call

• Notre Dame will face three America East Conference schools during the 2010-11 campaign — Maine (Nov. 22), Stony Brook (Dec. 19) and UMBC (Dec. 22). Irish teams are 12-0 all-time versus schools from the America East, including the 97-72 win over Maine on Nov. 22. The Irish also have met two SEC foes. Notre Dame topped Georgia 89-83 in double-overtime in the Old Spice Classic. The Irish fell to Kentucky, 72-58, on Wednesday in the SEC/BIG EAST Invitational at Freedom Hall in Louisville, Ky. That snapped Notre Dame's five-game win streak against teams from the SEC.

## Irish Take Shot At Fifth Straight 20-Win Campaign

• Notre Dame will be aiming for its fifth consecutive 20-win campaign and eighth in the last 11 seasons under head coach Mike Brey. The last time Irish teams reached the 20-win mark in five straight campaigns was from 1983-89 when those Notre Dame squads under Digger Phelps strung together six consecutive 20-win seasons.

## Postseason Stretch

• Notre Dame has earned appearances in the postseason in each of the last 11 years, which marks the longest stretch in school history. The Irish have been to the NCAA Tournament on six occasions and the National Invitation Tournament (NIT) five times during this current stretch. Under head coach Mike Brey, Notre Dame has played in the NAAs six times and NIT four times.

## BIG EAST Formula For Success

• Since his arrival at Notre Dame, head coach Mike Brey has led the Irish to a 98-68 (.590) record in BIG EAST regular-season games and a 6-10 mark in tournament play for an overall record of 104-78 (.571) against league foes. Brey's Irish teams have won 10 or more conference regular-season games in six of his 10 seasons. Prior to his arrival at Notre Dame, Irish teams had just a 35-53 (.398) regular-season record from 1995-2000.

## BIG EAST Turnaround

• During head coach Mike Brey's tenure, Irish teams have only had two losing seasons in BIG EAST play — 6-10 in 2005-06 and 8-10 in 2008-09. Since the 2005-06 campaign when the Irish finished 6-10 after beginning the BIG EAST regular-season with a 1-8 record, Notre Dame has gone 48-29 (.623) over the last 77 regular-season contests. In addition to Notre Dame, only four other BIG EAST teams have had records of .500 or better eight or more times — Pittsburgh and Syracuse (nine times) and Notre Dame, Connecticut and Villanova (eight times).

## BIG EAST Repeats

• For the fourth consecutive season, Notre Dame will meet Connecticut in a home-and-home series during the 2010-11 BIG EAST regular season. In addition to the Huskies, the Irish also are slated to play Marquette and St. John's twice this season. This will be the fourth year since the expansion to 16 teams that the Conference will employ an 18-game regular-season slate with all team playing each other once and three opponents twice in a home-and-away format. Notre Dame's single-game home opponents will be Cincinnati, Georgetown, Louisville, Rutgers, Seton Hall and Villanova. The road slate also will feature visits to DePaul, Pittsburgh, Providence, USF, Syracuse and West Virginia.

## Irish To Appear On Three BIG Monday Broadcasts

• As part of its 18-game national television slate in 2010-11, Notre Dame will be part of three ESPN Big Monday broadcasts. The first appearance for the Fighting Irish will be when head coach Mike Brey's squad travels to the Bradley Center in Milwaukee, Wis., to take on Marquette at 7:00 p.m. (ET) on Jan. 10 in a game that will be shown on ESPN2. Notre Dame's matchup at Pittsburgh on Jan. 24 at 7:00 p.m. (ET) at the Petersen Events Center will be shown on ESPN. The ESPN Big Monday cameras will make their only appearance at Purcell Pavilion at the Joyce Center at 7:00 p.m. (ET) on Feb. 28 when the Irish take on Villanova.

## Lights, Camera, Action

• More than half of the 144 regular-season BIG EAST Conference men's basketball games will be seen on national television during the 2010-11 season, once again giving BIG EAST teams unprecedented exposure on the nation's leading television outlets. In total, 73 of the regular-season contests will be on national television — either on CBS Sports, ESPN, ESPN2 or ESPNU. This will mark the fourth straight season in which all 144 regular-season league games will be televised.



## 2010-11 BIG EAST Preseason Coaches' Poll

	Pts.
1. Pittsburgh (12)	222
2. Villanova (1)	208
3. Syracuse (2)	187
4. Georgetown	173
5. West Virginia	164
6. St. John's (1)	145
7. <b>NOTRE DAME</b>	<b>123</b>
8. Louisville	121
Marquette	121
10. Connecticut	113
11. Seton Hall	104
12. Cincinnati	91
13. USF	54
14. Providence	36
15. Rutgers	32
16. DePaul	26

\*First-place votes in parentheses

### BIG EAST Preseason Player of the Year

Austin Freeman, Georgetown, Sr., G

### BIG EAST Preseason Rookie of the Year

Fab Melo, Syracuse

### Preseason All-BIG EAST First Team

Austin Freeman, Georgetown, Sr., G  
Kemba Walker, Connecticut, Jr., G  
Ashton Gibbs, Pittsburgh, Jr., G  
Jeremy Hazell, Seton Hall, Sr., G  
Corey Fisher, Villanova, Sr., G  
Kevin Jones, West Virginia, Jr., F

### Preseason All-BIG EAST Second Team

Chris Wright, Georgetown, Sr., G  
Jimmy Butler, Marquette, Sr., F  
**Tim Abromaitis, Notre Dame, Sr., F**  
D.J. Kennedy, St. John's, Sr., G/F  
Kris Joseph, Syracuse, Jr., F

### Preseason All-BIG EAST Honorable Mention

Yancy Gates, Cincinnati, Sr., F  
Darius Johnson-Odom, Marquette, Jr., G  
Rick Jackson, Syracuse, Sr., F

### 106 Years Young

• The 2010-11 campaign marks the 106th season of basketball at Notre Dame and the 16th season as a member of the BIG EAST Conference. Notre Dame teams have posted a 1682-921 record for a .646 winning percentage. In 15 seasons as a member of the BIG EAST, the Irish own a 133-121 (.523) record all-time in conference regular-season play.

### The Captains

• Seniors **Tim Abromaitis**, **Ben Hansbrough**, **Tyrone Nash** and **Carleton Scott** will serve as captains during the 2010-11 season. All four are captains for the first time in their careers.

### Elder Statesman

• Mike Brey is in his 11th season along the Irish sidelines and is the third-longest tenured coach in the BIG EAST, behind only Jim Boeheim of Syracuse and Jim Calhoun of Connecticut. Brey stands sixth all-time in the BIG EAST with 100 victories (104-78 overall that includes regular-season and tournament contests). He is the sixth coach in BIG EAST history to record 100 conference wins.

### BIG EAST All-Time Winningest Coaches By Victories

*(Includes conference regular-season and championship games)*

1. Jim Boeheim, Syracuse	371
2. Jim Calhoun, Connecticut	289
3. John Thompson, Georgetown	231
4. Lou Carnesecca, St. John's	139
5. Rollie Massimino, Villanova	123
6. <b>Mike Brey, Notre Dame</b>	<b>104</b>

### Basketball Bloodlines

• This year's Notre Dame roster features several players with some strong basketball bloodlines:

• **Tim Abromaitis** - His father, Jim, played basketball at the University of Connecticut (1975-80) and was drafted by the New Jersey Nets. His brother, Jason, played basketball at Yale (2003-07).

• **Mike Broghammer** - His uncle, Christian Laettner, played professional basketball for 13 seasons and was a member of the 1992 gold medal Dream Team. He played for Duke University (1988-92) and led the Blue Devils to national championships in 1991 and 1992.

• **Joey Brooks** - His father, Lott J. Brooks, III, played college basketball at Eckerd College (1974-78).

• **Jerian Grant** - His father, Harvey, played basketball at the University of Oklahoma (1986-88), and was the 12th pick overall in the 1988 NBA Draft and played from 1988-99 in the NBA. His uncle, Horace Grant, played at Clemson, and was the 10th overall pick in the NBA Draft by the Chicago Bulls. He is the owner of four NBA championship rings. His older brother, Jerai, is a senior on the Clemson basketball team, while a younger brother, Jerami is a junior on the DeMatha basketball team.

• **Ben Hansbrough** - His brother, Tyler, played basketball at the University of North Carolina (2005-09). A three-time All-American, he was the 2008 National Player of the Year and led the Tar Heels to the 2009 national championship. Currently, he is in his second season with the Indiana Pacers, and was the 13th pick overall in the 2009 NBA Draft.

• **Tom Knight** - His father, Karl, played basketball at Bowdoin (1976-80).

### DeMatha Connection

• **Jerian Grant** is the first Irish basketball player from DeMatha High School to attend Notre Dame during the Mike Brey era. Brey played and coached at DeMatha and also is the alma mater of assistant coach Rod Balanis. Former Irish players who also played at DeMatha include Bob Whitmore (1967-69), Sid Catlett (1969-71) and Adrian Dantley (1974-76).

### Irish Ink One For 2011

• **Pat Connaughton**, a 6-5, 195-pound swingman from Arlington, Mass., was the lone early-November 2011 signee for head coach Mike Brey.

• A four-year starter at St. John's Prep in Danvers, Mass., Connaughton averaged 24.0 points and 17.9 rebounds in 2009-10 as he led St. John's to one of the best seasons in program history as the squad finished with a 21-3 mark that included a 15-game win streak during the season. In addition, his squad won the Catholic Conference championship and finished the regular season with a 7-1 league record. His team was ranked seventh in the final Massachusetts state poll after making the school's first appearance since 1974 in the Division 1 state finals.





## Irish In The NCAA Rankings

(as of Dec. 5)

### TEAM

#### Winning Percentage

1t. 1.000 (tied with 18 others)

#### Rebound Margin

5. +12.4

(National Leader: Pittsburgh, +16.2)

#### Assist-To-Turnover Ratio

6. 1.61

(National Leader: Wisconsin, 1.80)

#### Assists Per Game

14. 17.8

(National Leader: Kansas, 21.1)

#### Scoring Margin

15. +19.8

(National Leader: Kansas, +30.4)

#### Turnovers Per Game

15. 11

(National Leader: Wisconsin, 8.8)

### INDIVIDUAL

#### Three-Point Field Goal Percentage

9. Ben Hansbrough, 54.8%

(National Leader:

John Shurna, Northwestern, 66.7%)

- Connaughton was the only junior selected to the Boston Globe Super Team and the Boston Herald High Dream Team. He was selected as Most Valuable Player (MVP) of the Catholic Conference and was named to the Catholic Conference All-Star Team. In addition, he was selected as his team's MVP and served as team captain.

- He is ranked 73rd nationally by Scout.com and 100th by ESPN.

#### **Brey Serving as Chairman of NCAA Men's Basketball Rules Committee**

- **Mike Brey** was elected chair of the 2010-11 NCAA Men's Basketball Rules Committee in May 2010 and is serving his fourth year on the rules committee.

#### **Adidas And Notre Dame Unveil Lightest, Most Technologically Advanced College Basketball Uniforms**

- At the start of the 2010-11 basketball season, adidas and the University of Notre Dame basketball teams unveiled the lightest and most technologically advanced college basketball uniforms ever. Designed and developed by adidas, the uniforms are 30 percent lighter and dry twice as fast as previous uniforms to help enhance the Fighting Irish's performance by keeping players cooler, drier and more comfortable on the court.

- The new Notre Dame uniforms, made from 60 percent recycled materials, feature adidas' Formotion technology, which reduces seams, decreases friction between the garment and the player's skin and optimizes the player's natural movement through specially constructed material. adidas reduced uniform weight and increased player comfort by switching front and back numbers from heavier, dense materials to a more breathable mesh.

- The new Notre Dame uniform absorbs moisture in less than three seconds as a result of adidas CLIMACOOL fabrics. The jersey moves heat and sweat away from the body through a combination of moisture management materials, ventilation channels and three dimensional garments, helping the uniform dry twice as quickly.

- Along with Notre Dame, 10 other schools will debut the new uniforms this season, including Cincinnati, Indiana, Kansas, Louisville, Michigan, Nebraska, North Carolina State, Tennessee, UCLA and Wisconsin.

- In addition to the NCAA teams wearing the new uniforms, all 30 NBA teams will wear Revolution 30 jerseys this season featuring similar adidas technology.



## GAME-BY-GAME STARTING LINEUPS

Date	Opponent (Result)	Starting Lineup	No. of Times	Record With Lineup
11/12	Georgia Southern (W, 98-61)	Abromaitis-Hansbrough-Martin-Nash-Scott	1	1-0
11/14	Liberty (W, 72-51)	Abromaitis-Hansbrough-Martin-Nash-Scott	2	2-0
11/17	Chicago State (W, 102-62)	Abromaitis-Atkins-Hansbrough-Nash-Scott	1	1-0
11/22	Maine (W, 97-72)	Abromaitis-Hansbrough-Martin-Nash-Scott	3	3-0
11/25	Georgia (W, 89-83 2ot)	Abromaitis-Hansbrough-Martin-Nash-Scott	4	4-0
11/26	California (W, 57-44)	Abromaitis-Hansbrough-Martin-Nash-Scott	5	5-0
11/28	Wisconsin (W, 58-51)	Abromaitis-Hansbrough-Martin-Nash-Scott	6	6-0
11/30	Indiana State (W, 81-72)	Abromaitis-Hansbrough-Martin-Nash-Scott	7	7-0
12/8	Kentucky (L, 58-72)	Abromaitis-Hansbrough-Martin-Nash-Scott	8	7-1

### Notre Dame's Record in 2010-11 when ...

Played at the Purcell Pavilion.....	5-0	Plays in an In-Season Tournament.....	3-0
Played on the road.....	0-0	Plays on Television .....	3-1
Played at a neutral site.....	3-1	Plays in November .....	8-0
BIG EAST Conference record (all games) .....	0-0	Plays in December .....	0-1
Non-conference record .....	8-1	Plays in January .....	0-0
Leading at halftime.....	7-0	Plays in February .....	0-0
Trailing at halftime.....	1-0	Plays in March.....	0-0
Tied at halftime.....	0-1	Plays in Day Games.....	1-0
Playing an overtime game.....	1-0	Plays in Night Games .....	7-1
Shoots .500 or better .....	2-0	Plays on Sundays.....	2-0
Shoots .500 or less.....	6-1	Plays on Mondays.....	1-0
Opponents shoots .500 or less.....	7-1	Plays on Tuesdays .....	1-0
Shoots better than opponent .....	8-0	Plays on Wednesdays .....	1-1
Shoots worse than opponent.....	0-1	Plays on Thursdays.....	1-0
Shoots same as opponent .....	0-0	Plays on Fridays.....	2-0
Makes more free throws than opponent.....	7-0	Plays on Saturdays.....	0-0
Makes less free throws than opponent .....	1-1	Final Margin is 5 points or less .....	0-0
Same number of free throws .....	0-0	Final Margin is 6-10 points .....	3-0
Outrebounds opponents .....	8-0	Final Margin is 11-20 points .....	1-1
Outrebounded by opponent .....	0-1	Final Margin is 20-plus points.....	4-0
Same number of rebounds.....	0-0	Has a player score 20-plus points .....	5-1
Has more turnovers than opponent.....	4-1	Has a player score 30-plus points .....	0-0
Has fewer turnovers than opponent .....	4-0	Scores 59 points or less .....	2-1
Has same number of turnovers .....	0-0	Scores 60-69 points .....	0-0
Bench outscores opponent's bench.....	3-0	Scores 70-79 points.....	1-0
Outscored by opponent's bench .....	4-1	Scores 80-89 points.....	2-0
Bench points are the same.....	1-0	Scores 90-plus points.....	3-0
Plays a ranked opponent.....	0-1		
Makes 10 or more three-pointers .....	3-0		
No Notre Dame player fouls out.....	7-1		
One Notre Dame player fouls out.....	1-0		
Two or more Notre Dame players foul out.....	0-0		
Wears White Uniforms .....	5-0		
Wears Blue Uniforms .....	1-1		
Wears Gold Uniforms.....	2-0		
Wears Black Uniforms.....	0-0		



# Head Coach Mike Brey

**2007 & 2008 BIG EAST Coach of the Year**  
**Third Longest Tenured Coach in BIG EAST**  
**Record at Notre Dame: 219-114 (.658)**  
**Overall Record: 318-166 (.657)**

- 24-year veteran of the college ranks...
  - University of Notre Dame (head coach)  
2000-10 (11th season)
  - University of Delaware (head coach)  
1995-2000 (five seasons)
  - Duke University (assistant coach)  
1987-95 (nine seasons)

	<b>Overall</b>	<b>BIG EAST (regular season)</b>
2000-01	20-10	11-5 (1st place-West Division)
2001-02	22-11	10-6 (2nd place-West Division)
2002-03	24-10	10-6 (3rd place-West Division)
2003-04	19-13	9-7 (7th place)
2004-05	17-12	9-7 (6th place)
2005-06	16-14	6-10 (t11th place)
2006-07	24-8	11-5 (4th place)
2007-08	25-8	14-4 (t2nd place)
2008-09	21-15	8-10 (t9th place)
2009-10	23-12	10-8 (t7th place)
2010-11	8-1	0-0
	<b>219-114 (.658)</b>	<b>98-68 (.590)</b>

- Has guided eight of his 15 teams to NCAA tournament play; has led a team to postseason play 13 times (five NIT appearances)
- Has mentored two BIG EAST Player of the Year honorees — Troy Murphy (2001) and Luke Harangody (2008) — and nine first-team all-BIG EAST honorees
- Spent eight years as an assistant coach under Mike Krzyzewski at Duke and during that time the Blue Devils advanced to the Final Four six times and won national championships in both 1991 and '92
- Played at DeMatha High School under legendary coach Morgan Wootten and graduated from there in 1977. Also served as an assistant coach for Wootten from 1982-87
- Received DeMatha High School's Distinguished Alumnus Award in October 2003
- Awarded an honorary monogram by the Notre Dame Monogram Club in December of 2006 and inducted in University of Delaware Athletic Hall of Fame in November of 2007
- Recipient of 2003 Coaches vs. Cancer Champion Award in recognition of his fund-raising efforts for the Coaches vs. Cancer Program and a member of the CVC National Council
- Along with wife Tish received the Distinguished Service Award and the 2007 March of Dimes Franklin D. Roosevelt Award. The couple has raised nearly \$2 million for the South Bend/Michiana area



Mike Brey vs. Ranked Opponents:

**Overall: 30-63**

**at Notre Dame: 30-56**

(2010-11: 0-1; 2009-10: 4-4; 2008-09: 3-9; 2007-08: 2-6;  
2006-07: 4-2; 2005-06: 1-7; 2004-05: 2-5; 2003-04: 2-8;  
2002-03: 5-6; 2001-02: 3-6; 2000-01: 4-3)  
at Delaware: 0-6

Mike Brey in Overtime Games at Notre Dame:

**Overall: 6-7**

at Georgetown (2/9/02) .....W, 116-111 (4 OT)  
at Boston College (1/25/03) ..... W, 101-96  
vs. Georgetown (2/1/03) ..... W, 93-92 (2OT)  
at Pittsburgh (1/4/06) ..... L, 97-100 (2OT)  
vs. Georgetown (1/24/06) ..... L, 82-85 (2OT)  
at Louisville (2/4/06) ..... L, 86-89  
at Connecticut (2/21/06) ..... L, 74-75  
at Michigan (3/20/06) ..... L, 84-87 (2OT)  
vs. Providence (1/31/08) .....W, 81-74  
at Louisville (1/12/09) ..... L, 73-87  
at Louisville (2/17/10) ..... L, 89-91 (2OT)  
at Marquette (3/6/10) ..... W, 63-60  
vs. Georgia (11/25/10)..... W, 89-83 (2OT)

Irish Record Under Brey In Games Decided By ...

1 point	11-11
2 points	6-11
3 points	14-16
4 points	3-6
5 points	5-7
6 points	11-5
7 points	16-7
8 points	5-10
9 points	7-4
10 points	12-6
11-15 points	44-21
16-20 points	27-8
21-30 points	24-2
31-40 points	24-0
41-50 points	10-0
50+points	0-0
<b>Total</b>	<b>219-114</b>



**BIG EAST Coaching Percentage**

**Regular Season and BIG EAST Tournament**

	W-L	Pct.	Yrs.	Tour.	Pct.
<b>1. Jamie Dixon, Pittsburgh</b>	<b>94-41</b>	<b>.696</b>	<b>8</b>	<b>11-6</b>	<b>.647</b>
2. John Thompson, Georgetown	231-123	.653	20	33-13	.717
<b>3. Bob Huggins, West Virginia</b>	<b>41-22</b>	<b>.651</b>	<b>4</b>	<b>7-2</b>	<b>.778</b>
<b>4. Jim Boeheim, Syracuse</b>	<b>371-204</b>	<b>.645</b>	<b>32</b>	<b>45-26</b>	<b>.634</b>
<b>5. Jim Calhoun, Connecticut</b>	<b>289-163</b>	<b>.639</b>	<b>25</b>	<b>28-18</b>	<b>.609</b>
6. Lou Carnesecca, St. John's	139-80	.635	13	12-11	.522
<b>7. Buzz Williams, Marquette</b>	<b>26-15</b>	<b>.634</b>	<b>3</b>	<b>3-2</b>	<b>.600</b>
<b>8. Rick Pitino, Providence/Louisville</b>	<b>81-48</b>	<b>.628</b>	<b>8</b>	<b>5-6</b>	<b>.455</b>
<b>9. John Thompson III, Georgetown</b>	<b>74-44</b>	<b>.627</b>	<b>7</b>	<b>11-5</b>	<b>.688</b>
10. Mike Jarvis, St. John's	57-36	.613	5	7-4	.636
11. Tom Crean, Marquette	34-22	.607	3	3-3	.500
12. Ben Howland, Pittsburgh	43-29	.597	4	8-3	.727
<b>13. Jay Wright, Villanova</b>	<b>98-69</b>	<b>.587</b>	<b>10</b>	<b>8-9</b>	<b>.471</b>
14. Rollie Massimino, Villanova	123-92	.572	12	13-12	.520
<b>15. Mike Brey, Notre Dame</b>	<b>104-78</b>	<b>.571</b>	<b>11</b>	<b>6-10</b>	<b>.375</b>

**BIG EAST Coaching Wins**

**Regular Season and BIG EAST Tournament**

	W-L	Pct.	Yrs.	Tour.	Pct.
<b>1. Jim Boeheim, Syracuse</b>	<b>371-204</b>	<b>.645</b>	<b>32</b>	<b>45-26</b>	<b>.634</b>
<b>2. Jim Calhoun, Connecticut</b>	<b>289-163</b>	<b>.639</b>	<b>25</b>	<b>28-18</b>	<b>.609</b>
3. John Thompson, Georgetown	231-123	.653	20	33-13	.717
4. Lou Carnesecca, St. John's	139-80	.635	13	12-11	.522
5. Rollie Massimino, Villanova	123-92	.572	12	13-12	.520
<b>6. Mike Brey, Notre Dame</b>	<b>104-78</b>	<b>.571</b>	<b>11</b>	<b>6-10</b>	<b>.375</b>
<b>7. Jay Wright, Villanova</b>	<b>98-69</b>	<b>.587</b>	<b>10</b>	<b>8-9</b>	<b>.471</b>
8. Steve Lappas, Villanova	97-79	.551	9	10-8	.556
<b>9. Jamie Dixon, Pittsburgh</b>	<b>94-41</b>	<b>.696</b>	<b>8</b>	<b>11-6</b>	<b>.647</b>
10. P.J. Carlesimo, Seton Hall	90-130	.409	9	13-10	.565

**Bold** indicates active BIG EAST head coach



## Notre Dame Highs and Lows Under Mike Brey

### Notre Dame – Team Game Highs (1st Half)

Points ..... 62 vs. Loyola-Chicago (11/22/00)  
..... 62 vs. Georgia Southern (11/12/10)\*  
Field Goals Made ..... 24 vs. IPFW (11/10/06)\*  
..... 24 vs. Syracuse (1/30/07)  
Field Goals Attempted ..... 43 vs. New Hampshire (11/16/01)\*  
..... 43 vs. Syracuse (1/30/07)  
Field Goal Percentage ..... 75.0% (18-24) vs. West Virginia (1/9/10)\*  
3 PT Field Goals Made ..... 14 vs. South Dakota (12/2/08)\*  
3 PT Field Goals Attempted ..... 23 vs. South Dakota (12/2/08)\*  
3 PT Field Goals Percentage ..85.7% (6-7) vs. West Virginia (1/9/10)\*  
Free Throws Made ..... 18 vs. Liberty (11/22/09)\*  
..... 18 vs. Maine (11/22/10)\*  
Free Throws Attempted ..... 24 vs. Liberty (11/22/09)\*  
Free Throw Percentage ..... 100.0% on 17 occasions  
Total Rebounds ..... 32 vs. Chicago State (11/17/10)\*  
Offensive Rebounds ..... 15 vs. Savannah State (12/22/08)\*  
Defensive Rebounds ..... 24 vs. Northern Illinois (11/28/07)\*  
Assists ..... 19 vs. Canisius (12/19/00)\*  
Steals ..... 12 vs. New Hampshire (11/16/01)\*  
Blocked Shots ..... 13 vs. Belmont (11/17/02)\*  
Turnovers ..... 14 vs. Monmouth (11/16/07)  
Fouls ..... 11 vs. Villanova (1/8/05)\*  
..... 11 vs. Georgia Southern (11/12/10)\*

### Notre Dame – Team Game Highs (2nd Half)

Points ..... 68 vs. Georgetown (4OT) (2/9/02)  
Field Goals Made ..... 24 vs. Pittsburgh (1/4/06)  
Field Goals Attempted ..... 63 vs. Georgetown (4OT) (2/9/02)  
Field Goal Percentage ..... 72.0% vs. Lafayette (11/14/06)  
3 PT Field Goals Made ..... 11 vs. St. John's (3/6/04)  
..... 11 vs. North Carolina (11/26/08)  
3 PT Field Goals Attempted ..... 24 vs. Pittsburgh (1/4/06)  
3 PT Field Goals Percentage . 75.0% (6-8) vs. Connecticut (2/21/05)  
Free Throws Made ..... 27 vs. Seton Hall (2/18/06)  
Free Throws Attempted ..... 32 vs. California (11/26/10)  
Free Throw Percentage ..... 100.0% on four occasions  
Total Rebounds ..... 34 vs. Seton Hall (1/8/01)  
Offensive Rebounds ..... 15 vs. Army (12/19/04)\*  
Defensive Rebounds ..... 25 vs. Sacred Heart (11/18/00)\*  
Assists ..... 16 vs. Army (12/19/04)\*  
..... 16 vs. Maine (11/22/10)\*  
Steals ..... 14 vs. New Hampshire (11/16/01)\*  
Blocked Shots ..... 6 vs. Belmont (11/17/02)\*  
..... 6 vs. IUPUI (12/9/09)\*  
Turnovers ..... 13 vs. Niagara (12/21/05)\*  
..... 13 vs. Marquette (1/12/08)  
Fouls ..... 26 vs. Pittsburgh (1/4/06)

### Notre Dame – Team Game Highs (Total)

Points ..... 116 vs. Georgetown (4OT) (2/9/02)  
Field Goals Made ..... 42 vs. Canisius (12/19/00)\*  
Field Goals Attempted ..... 94 vs. Georgetown (4OT) (2/9/02)  
Field Goal Percentage ..... 66.7% (34-51) vs. Pittsburgh (1/30/02)\*  
3 PT Field Goals Made ..... 19 vs. South Dakota (12/2/08)\*#  
3 PT Field Goals Attempted ..... 44 vs. Canisius (12/22/00)  
3 PT Field Goals Percentage ..... 72.7% (16-22) vs. Loyola Chicago  
(11/22/00)\*#  
Free Throws Made ..... 33 vs. Seton Hall (2/18/06)  
Free Throws Attempted ..... 45 vs. Columbia (12/23/05)\*  
Free Throw Percentage ..... 100% (5-5) vs. Illinois (3/22/03)  
..... 100% (19-19) vs. Villanova (1/8/05)\*#  
Total Rebounds ..... 64 vs. Georgetown (4OT) (2/9/02)  
Offensive Rebounds ..... 24 vs. Seton Hall (1/8/01)  
Defensive Rebounds ..... 41 vs. Northern Illinois (12/8/07)\*  
Assists ..... 32 vs. Canisius (12/19/00)\*#  
Steals ..... 26 vs. New Hampshire (11/16/01)\*#  
Blocked Shots ..... 19 vs. Belmont (12/17/02)\*#  
Turnovers ..... 24 vs. Marquette (1/12/08)  
Fouls ..... 32 vs. Pittsburgh (1/4/06)

### Notre Dame – Team Game Lows (1st Half)

Points ..... 17 vs. Connecticut (3/3/10)\*  
Field Goals Made ..... 6 vs. Connecticut (2/21/04)\*  
..... 6 vs. Cincinnati (1/15/08)\*  
Field Goals Attempted ..... 21 vs. Canisius College (12/22/01)  
..... 21 vs. Pittsburgh (3/11/10)  
Field Goal Percentage ..... 18.8% (6-32) vs. Connecticut (2/21/04)  
3 PT Field Goals Made ..... 0 vs. West Virginia (1/7/04)  
..... 0 vs. California (11/26/10)  
3 PT Field Goals Attempted ..... 4 vs. St. Louis (11/28/09)  
3 PT Field Goals Percentage ..... 0.0% on three occasions  
Free Throws Made ..... 0 on ten occasions  
Free Throws Attempted ..... 0 on seven occasions  
Free Throw Percentage ..... 0.0% on ten occasions  
Total Rebounds ..... 9 vs. UCF (12/6/09)\*  
..... 9 vs. Pittsburgh (3/11/10)  
Offensive Rebounds ..... 0 vs. West Virginia (1/9/10)\*  
Defensive Rebounds ..... 6 vs. Louisville (2/17/10)  
Assists ..... 1 vs. Villanova (1/27/07)\*  
Steals ..... 0 on six occasions  
Blocked Shots ..... 0 on 30 occasions  
Turnovers ..... 0 vs. DePaul (1/23/10)\*  
Fouls ..... 0 vs. Samford (12/30/04)\*

### Notre Dame – Team Game Lows (2nd Half)

Points ..... 18 vs. Pittsburgh (3/11/10)  
Field Goals Made ..... 5 vs. West Virginia (1/9/10)\*  
..... 5 vs. Pittsburgh (3/11/10)  
Field Goals Attempted ..... 13 vs. Pittsburgh (3/11/10)  
Field Goal Percentage ..... 21.4% (6-28) vs. Harvard (11/19/04)\*  
3 PT Field Goals Made ..... 0 vs. Loyola Marymount (11/22/08)  
..... 0 vs. Connecticut (1/12/09)  
..... 0 vs. Providence (1/31/08)\*  
3 PT Field Goals Attempted ..... 3 vs. Loyola Marymount (11/22/08)  
..... 3 vs. Indiana (12/8/04)  
3 PT Field Goals Percentage ... 0.0% (0-6) vs. Providence (1/31/08)\*  
Free Throws Made ..... 0 vs. Pittsburgh (1/12/04)  
..... 0 vs. Indiana (11/24/08)  
..... 0 vs. Old Dominion (3/18/10)  
Free Throws Attempted ..... 0 vs. Indiana (11/24/08)  
..... 0 vs. Old Dominion (3/18/10)  
Free Throw Percentage ..... 0.0% on four occasions  
Total Rebounds ..... 7 vs. Rutgers (3/1/03)  
Offensive Rebounds ..... 2 on three occasions  
Defensive Rebounds ..... 4 vs. Rutgers (3/1/03)  
Assists ..... 0 vs. Harvard (11/19/04)  
Steals ..... 0 on 10 occasions  
Blocked Shots ..... 0 on 24 occasions  
Turnovers ..... 0 vs. West Virginia (3/10/04)  
Fouls ..... 3 on three occasions

### Notre Dame – Team Game Lows (Total)

Points ..... 41 vs. Washington State (3/22/08)  
Field Goals Made ..... 13 vs. Rutgers (3/1/03)  
..... 13 vs. Washington State (3/22/08)  
Field Goals Attempted ..... 34 vs. Pittsburgh (3/11/10)  
Field Goal Percentage .... 24.5% (13-53) vs. Washington State (3/22/08)  
3 PT Field Goals Made ..... 1 vs. Pittsburgh (2/3/01)  
..... 1 vs. California (11/26/10)  
3 PT Field Goals Attempted ..... 8 vs. Pittsburgh (2/3/01)  
3 PT Field Goals Percentage ... 5.0% (1-20) vs. California (11/26/10)  
Free Throws Made ..... 1 vs. Connecticut (2/28/09)  
Free Throws Attempted ..... 3 vs. Old Dominion (3/18/10)  
Free Throw Percentage ..... 20.0% (1-5) vs. Connecticut (2/28/09)  
Total Rebounds ..... 21 vs. Rutgers (3/1/03)  
Offensive Rebounds ..... 3 vs. DePaul (12/14/02)\*  
Defensive Rebounds ..... 14 vs. DePaul (12/11/04)\*  
Assists ..... 6 vs. Mississippi (3/18/01)  
Steals ..... 1 on four occasions  
Blocked Shots ..... 0 on six occasions  
Turnovers ..... 2 vs. DePaul (1/23/10)\*  
Fouls ..... 6 on three occasions

\* Indicates game played at the Purcell Pavilion, Notre Dame, Ind.

# Indicates school record



## Opponent Highs and Lows Under Mike Brey

### Opponent – Team Game Highs (1st Half)

Points	53, Arizona (3/27/03)
Field Goals Made	23, Arizona (3/27/03)
Field Goals Attempted	44, Georgetown (3/4/01)*
Field Goal Percentage	61.5% (16-26), UCF (12/6/09)*
3 PT Field Goals Made	9, Syracuse (1/11/06)*
	9, Lehigh (11/27/06)*
3 PT Field Goals Attempted	19, Syracuse (1/11/06)*
3 PT Field Goal Percentage	81.8% (9-11), Lehigh (11/26/06)*
Free Throws Made	14, Sacred Heart (11/18/00)*
Free Throws Attempted	19, Sacred Heart (11/18/00)*
Free Throw Percentage	100.0%, on 19 occasions
Total Rebounds	33, Connecticut (2/21/04)
Offensive Rebounds	16, Northern Illinois (11/24/03)*
Defensive Rebounds	21, on six occasions
Assists	15, Seton Hall (2/11/10)
Steals	9, Miami (Fla.) (2/23/02)
	9, Marquette (1/12/08)
Blocked Shots	10, Connecticut (2/21/04)
Turnovers	16, Loyola (Chicago) (11/22/00)*
Fouls	16, on three occasions

### Opponent – Team Game Highs (2nd Half)

Points	68, Georgetown (4 OT) (2/9/02)
Field Goals Made	21, Syracuse (2/24/08)*
Field Goals Attempted	49, Syracuse (2/24/08)*
Field Goal Percentage	68.2% (15-22), American (12/21/03)*
3 PT Field Goals Made	9, Texas (12/8/02)
	9, West Virginia (1/9/10)*
3 PT Field Goals Attempted	22, Tennessee Tech (12/17/00)*
3 PT Field Goal Percentage	100.0% (3-3), Seton Hall (2/5/03)
Free Throws Made	24, Pittsburgh (2 OT) (1/4/06)
Free Throws Attempted	39, Pittsburgh (2 OT) (1/4/06)
Free Throw Percentage	100.0% on five occasions
Total Rebounds	38, Georgetown (4 OT) (2/9/02)
Offensive Rebounds	16, Syracuse (2/24/08)*
Defensive Rebounds	27, Georgetown (4 OT) (2/9/02)
Assists	19, Pittsburgh (2 OT) (1/4/06)
Steals	9, on two occasions
Blocked Shots	11, Georgetown (4 OT) (2/9/02)
Turnovers	15, New Hampshire (11/16/01)*
Fouls	20, Seton Hall (2/18/06)

### Opponent – Team Game Highs (Total)

Points	111, Georgetown (4 OT) (2/9/02)
Field Goals Made	41, Syracuse (3/4/03)*
Field Goals Attempted	82, Syracuse (2/24/08)*
Field Goal Percentage	63.0% (29-46), American (12/21/03)*
3 PT Field Goals Made	14, Texas (12/7/02)
	14, Lehigh (11/27/06)*
3 PT Field Goals Attempted	37, West Virginia (1/9/10)*
3 PT Field Goal Percentage	73.7% (14-19), Lehigh (11/27/06)*
Free Throws Made	35, Louisville (2OT) (2/17/10)*
Free Throws Attempted	46, Pittsburgh (2 OT) (1/4/06)
Free Throw Percentage (min. 8 att.)	100%, West Virginia (8-8) (2/2/00)*
	100%, Savannah State (8-8) (12/22/08)*
Total Rebounds	59, Connecticut (2/21/04)
Offensive Rebounds	27, Loyola (Chicago) (11/22/00)*
Defensive Rebounds	42, Connecticut (1/24/09)*
Assists	30, Pittsburgh (2 OT) (1/4/06)
Steals	13, Niagara (12/21/05)*
Blocked Shots	19, Connecticut (OT) (2/21/06)
Turnovers	30, New Hampshire (11/16/01)*
Fouls	31, Columbia (12/23/05)*

### Opponent – Team Game Lows (1st Half)

Points	5, California (11/26/10)
Field Goals Made	2, California (11/26/10)
Field Goals Attempted	18, Georgetown (2/27/10)
Field Goal Percentage	8.0% (2-25), California (11/26/10)
3 PT Field Goals Made	0, on 11 occasions
3 PT Field Goals Attempted	2, Georgetown (2/9/02)
3 PT Field Goal Percentage	0.0%, on 11 occasions
Free Throws Made	0, on 28 occasions
Free Throws Attempted	0, on 15 occasions
Free Throw Percentage	0.0%, on 28 occasions
Total Rebounds	7, Georgetown (2/27/10)
	7, Maine (11/22/10)*
Offensive Rebounds	0, Lafayette (11/14/06)
Defensive Rebounds	5, on three occasions
Assists	1, California (11/26/10)
Steals	0, on 11 occasions
Blocked Shots	0, on 30 occasions
Turnovers	1, on four occasions
Fouls	1, Pittsburgh (2/12/05)
	1, DePaul (12/31/08)
	1, West Virginia (3/12/10)

### Opponent – Team Game Lows (2nd Half)

Points	8, Monmouth (11/16/07)
Field Goals Made	3, Monmouth (11/16/07)
Field Goals Attempted	19, Old Dominion (3/18/10)
Field Goal Percentage	13.0% (3-23), Monmouth (11/16/07)
3 PT Field Goals Made	0, on 10 occasions
3 PT Field Goals Attempted	3, on six occasions
3 PT Field Goal Percentage	0.0% on 10 occasions
Free Throws Made	0, Monmouth (1/25/01)
	0, West Virginia (1/9/10)*
Free Throws Attempted	1, Monmouth (1/25/01)
	1, West Virginia (1/9/10)*
Free Throw Percentage	0.0% (0-1), Monmouth (1/25/01)
	0.0% (0-1), West Virginia (1/9/10)*
Total Rebounds	16, Syracuse (2/24/08)*
Offensive Rebounds	0, Kentucky (3/25/09)*
	0, Marquette (3/6/10)
Defensive Rebounds	3, Virginia Tech (2/22/03)*
Assists	1, UAB (3/17/09)*
	1, Pittsburgh (3/11/10)
Steals	0, on six occasions
Blocked Shots	0, on 21 occasions
Turnovers	0, West Virginia (3/10/04)
	0, Pittsburgh (1/31/09)
Fouls	4, on four occasions

### Opponent – Team Game Lows (Total)

Points	33, Monmouth (11/16/07)
Field Goals Made	12, Bucknell (11/22/02)*
Field Goals Attempted	35, Rutgers (3/1/03)
Field Goal Percentage	21.1% (12-57), Bucknell (11/22/02)*
3 PT Field Goals Made	1, on five occasions
3 PT Field Goals Attempted	7, Seton Hall (2/5/03)
3 PT Field Goal Percentage	5.9% (1-17), Cincinnati (11/24/00)
Free Throws Made	0, Charleston Southern (11/26/04)*
Free Throws Attempted	0, Charleston Southern (11/26/04)*
Free Throw Percentage	0.0% (0-0), Charleston Southern (11/26/04)*
Total Rebounds	19, Winston-Salem St. (11/29/06)*
Offensive Rebounds	3, Army (12/19/04)*
	3, West Virginia (2/1/06)
Defensive Rebounds	12, Georgetown (2/27/10)
Assists	5, Bucknell (11/22/02)*
Steals	1, on three occasions
Blocked Shots	0, on 11 occasions
Turnovers	3, Marquette, (1/26/09)*
Fouls	7, Connecticut (1/24/09)*
	7, Connecticut (2/28/09)

\* - Indicates games played at Purcell Pavilion, Notre Dame, Ind.





## Opponent Highs and Lows in a BIG EAST Game

### Opponent – BIG EAST Team Game High (1st Half)

Points	54, Connecticut (1/12/99)
Field Goals Made	22, Syracuse (3/4/03)*
Field Goals Attempted	44, Georgetown (3/4/01)*
Field Goal Percentage	65.2% (15-23), Providence (2/21/96)*
3 PT Field Goals Made	9 on three occasions
3 PT Field Goals Attempted	19, West Virginia (2/2/00)*
	19, Syracuse (1/11/06)*
3 PT Field Goals Percentage	100.0% (5-5), Connecticut (2/8/97)*
Free Throws Made	21, Connecticut (1/12/99)
Free Throws Attempted	23, Connecticut (1/12/99)
Free Throw Percentage	100.0% on nine occasions
Total Rebounds	33, Connecticut (2/21/04)
Offensive Rebounds	14, Georgetown (3/8/03)
Defensive Rebounds	21, on three occasions
Assists	15, Seton Hall (2/11/10)
Steals	9, Marquette (1/12/08)
Blocked Shots	10, Connecticut (2/21/04)
Turnovers	14, Pittsburgh (1/6/03)
Fouls	15, Villanova (1/27/10)

### Opponent – BIG EAST Team Game High (2nd Half)

Points	68, Georgetown (4OT) (2/9/02)
Field Goals Made	23, Georgetown (4OT) (2/9/02)
Field Goals Attempted	60, Georgetown (4OT) (2/9/02)
Field Goal Percentage	66.7% (20-30), Pittsburgh (3/5/05)*
3 PT Field Goals Made	9, Pittsburgh (1/29/97)
	9, West Virginia (1/9/10)*
3 PT Field Goals Attempted	20, Miami (2/23/02)
3 PT Field Goals Percentage	83.3% (5-6), Boston College (3/1/97)
Free Throws Made	24, Pittsburgh (1/4/06)
Free Throws Attempted	39, Pittsburgh (1/4/06)
Free Throw Percentage	100.0% (14-14), Miami (1/28/00)*
Total Rebounds	31, Syracuse (2/24/08)*
Offensive Rebounds	16, Syracuse (2/24/08)*
Defensive Rebounds	26, Connecticut (2/21/04)
Assists	19, Pittsburgh (1/4/06)
Steals	8, Marquette (1/12/08)
Blocked Shots	11, Georgetown (4 OT) (2/9/02)
Turnovers	10, Rutgers (1/31/04)
Fouls	20, Seton Hall (2/18/06)

### Opponent – BIG EAST Team Game High (Total)

Points	111, Georgetown (2/9/02)
Field Goals Made	41, Syracuse (3/4/03)*
Field Goals Attempted	87, Georgetown (1/7/97)
Field Goal Percentage	56.5% (34-60), Syracuse (1/17/04)*
3 PT Field Goals Made	14, Syracuse (1/16/00)
3 PT Field Goals Attempted	37, West Virginia (1/9/10)*
3 PT Field Goals Percentage	71.4% (5-7), Seton Hall (2/5/03)
Free Throws Made	35, Louisville (2OT) (2/10/10)
Free Throws Attempted	46, Pittsburgh (1/4/06)
Free Throw Percentage	94.4% (17-18), Miami (1/25/00)*
Total Rebounds	59, Connecticut (2/21/04)
Offensive Rebounds	32, Georgetown (1/7/97)
Defensive Rebounds	42, Connecticut (1/24/09)*
Assists	30, Pittsburgh (1/4/06)
Steals	24, Georgetown (2/10/99)*
Blocked Shots	19, Connecticut (OT) (2/21/06)
Turnovers	23, Villanova (1/6/02)*
Fouls	33, West Virginia (2/11/97)*

### Opponent – BIG EAST Team Game Lows (1st Half)

Points	16, Georgetown (3/4/04)*
Field Goals Made	6, Georgetown (2/16/05)*
Field Goals Attempted	18, Georgetown (2/27/10)
Field Goal Percentage	20.7% (6-29), Pittsburgh (1/12/02)
3 PT Field Goals Made	0 on eight occasions
3 PT Field Goals Attempted	2, Georgetown (2/1/03)*
3 PT Field Goals Percentage	0.0% on three occasions
Free Throws Made	0 on nine occasions
Free Throws Attempted	0, on five occasions
Free Throw Percentage	0.0% on nine occasions
Total Rebounds	7, Georgetown (2/27/10)
Offensive Rebounds	0, Virginia Tech (1/20/04)
Defensive Rebounds	5, Pittsburgh (2/24/10)*
Assists	2, USF (2/15/06)*
	2, Seton Hall (3/10/10)
Steals	0 on six occasions
Blocked Shots	0 on 11 occasions
Turnovers	1 on three occasions*
Fouls	1, DePaul (12/31/08)
	1, West Virginia (3/12/10)

### Opponent – BIG EAST Team Game Lows (2nd Half)

Points	16, Pittsburgh (3/11/10)*
Field Goals Made	5, West Virginia (1/9/02)
Field Goals Attempted	17, Boston College (1/9/96)
Field Goal Percentage	22.7%, West Virginia (1/9/02)
3 PT Field Goals Made	0, Connecticut (2/26/01)
	0, Pittsburgh (3/11/10)
3 PT Field Goals Attempted	2, Connecticut (2/28/09)
3 PT Field Goals Percentage	0.0% (0-3), Connecticut (2/26/01)
	0.0% (0-3), Pittsburgh (3/11/10)
Free Throws Made	0, on three occasions
Free Throws Attempted	0, Pittsburgh (1/29/97)
	0, St. John's (1/23/07)
Free Throw Percentage	0.0% on three occasions
Total Rebounds	6, Marquette (3/6/10)
Offensive Rebounds	0, Marquette (3/6/10)
Defensive Rebounds	3, Virginia Tech (2/22/03)*
Assists	1, Pittsburgh (3/11/10)
Steals	0, on four occasions
Blocked Shots	0, on 10 occasions
Turnovers	0, West Virginia (3/10/04)
	0, Pittsburgh (1/31/09)
Fouls	2, Connecticut (2/21/05)

### Opponent – BIG EAST Team Game Lows (Total)

Points	45, Pittsburgh (3/11/10)*
Field Goals Made	17 on three occasions
Field Goals Attempted	40, Syracuse (2/5/05)
Field Goal Percentage	28.1% (18-64), Georgetown (3/4/04)*
3 PT Field Goals Made	1, Georgetown (2/7/98)
	1, South Florida (2/15/06)*
3 PT Field Goals Attempted	7, Seton Hall (2/5/03)
3 PT Field Goals Percentage	9.5% (2-21), Seton Hall (2/6/99)
Free Throws Made	1, DePaul (2/2/08)*
	1, Rutgers (2/25/09)*
Free Throws Attempted	3, Connecticut (2/12/00)*
	3, DePaul (2/2/08)*
Free Throw Percentage	20.0% (1-5), Rutgers (2/25/09)*
Total Rebounds	20, Georgetown (2/27/10)
Offensive Rebounds	4, West Virginia (2/18/03)
Defensive Rebounds	12, Georgetown (2/27/10)
Assists	6, Syracuse (2/5/05)
	6, Seton Hall (3/10/10)
Steals	1, Connecticut (3/11/04)
Blocked Shots	0 on four occasions
Turnovers	3, Marquette (1/26/09)*
Fouls	7, Connecticut (1/24/09)*
	7, Connecticut (2/28/09)

\* Indicates game played at the Purcell Pavilion, Notre Dame, Ind.





## The Last Time ...

### Notre Dame recorded a ...

30-Point win ..... was on 11/12/10 - ND 98, Georgia Southern 61 (37 points)\*  
40-Point win ..... was on 11/17/10 - ND 102, Chicago State 62 (40 points)\*  
50-Point win ..... was on 12/28/06 - ND 101, Rider 51 (50 points)  
30-Point loss ..... was on 1/7/99 - ND 62, Villanova 93 (31 points)\*

### Notre Dame shot ...

60% on FGs ..... was on 12/22/09 - 60.7% (37-61) vs. Bucknell (ND 101 - Bucknell 69)\*  
65% on FGs ..... was on 1/30/02 - 66.7% (34-51) vs. Pittsburgh (ND 89 - Pittsburgh 76)\*  
90% on FTs ..... was on 11/22/10 - 92.6% (25-27) vs. Maine (ND 97 - Maine 72)\*

### Notre Dame ...

Won 10 games in a row ..... was from 11/24/07 thru 1/5/08 (10 straight)  
Won 15 games in a row ..... was from 12/31/53 thru 3/9/54 (18 straight)  
Won 20 games in a row ..... never  
Lost 5 games in a row ..... was from 1/12/09 thru 2/7/09 (7 straight)  
Scored 100 points ..... was on 11/17/10 (ND 102 - Chicago State 62)\*  
- Scored 100 points on the road ..... was on 2/21/09 (ND 103 - Providence 84)  
- Scored 100 points at a neutral site ..... was on 3/12/78 (ND 100 - Houston 77) (NCAA First Round, Tulsa, OK)  
- Scored 100 points and lost ..... was on 3/20/71 (ND 106 - Houston 119) (NCAA Regional Semi-finals at Wichita, KS)  
Allowed 100 points ..... was on 11/26/08 vs. North Carolina (ND 87 - North Carolina 102)  
Scored less than 50 points ..... was on 3/22/08 vs. Washington State (ND 41 - Washington State 61)  
Allowed less than 50 points ..... was on 11/26/10 vs. California (ND 57 - California 44)  
Played an Overtime Game ..... was on 11/28/10 (2OT) vs. Georgia (ND 89 - Georgia 83)  
- Played in a Multi-Overtime Game ..... was on 11/28/10 (2OT) vs. Georgia (ND 89 - Georgia 83)  
Won on a "last second" shot ..... was on 3/19/09 vs. New Mexico (ND 70 - Pittsburgh 68 - Tory Jackson layup at 00:02)\*  
Had 5 double figure scorers ..... was on 11/30/10 vs. Indiana State (ND 91 - Indiana State 82) Ben Hansbrough 24, Ty Nash 16, Scott Martin 15, Tim Abromaitis 13, Carleton Scott 11\*  
Had 6 double figure scorers ..... was on 11/22/10 vs. Maine (ND 97 - Maine 72) Tim Abromaitis 26, Scott Martin 15, Ty Nash 13, Ben Hansbrough 11, Carleton Scott 11, Jack Cooley 13\*  
Had 7 double figure scorers ..... never  
Had two double-figure rebounders ..... was on 11/26/10 vs. California (ND 57 - California 44) Carleton Scott 10, Tim Abromaitis 11  
Had two players with double-doubles ..... was on 1/23/10 vs. DePaul (ND 87 - DePaul 77) Luke Harangody (24 pts, 11 rebs), Ben Hansbrough (15 pts, 10 rebs), Tyrone Nash (13 pts, 10 rebs)\*  
Had three players with double-doubles ... was on 11/17/10 vs. Chicago State (ND 102 - Chicago State 62) Tim Abromaitis (21 pts, 10 rebs), Carleton Scott (17 pts, 11 rebs), Tyrone Nash (11 pts, 10 rebs)\*  
Had two 30-point scorers ..... was on 2/18/06 vs. Seton Hall (ND 102 - Seton Hall 91) Chris Quinn - 34, Colin Falls - 32  
Had two 20-point scorers ..... was on 11/17/10 vs. Chicago State (ND 102 - Chicago State 62) Ben Hansbrough 22, Tim Abromaitis 21  
Had three 20-point scorers ..... was on 3/8/07 vs. Syracuse (ND 89 - Syracuse 83) Russell Carter 24, Luke Harangody 20, Colin Falls 23  
Made 10 three-point field goals ..... was on 11/22/10 vs. Maine - 12-18 (66.7%) (ND 97 - Maine 72)\*  
Committed 10 turnovers or less ..... was on 11/26/10 - 10 turnovers vs. California (ND 57 - California 44)\*  
Committed 5 turnovers or less ..... was on 1/23/10 - 2 turnovers vs. DePaul (ND 87 - DePaul 77)\*  
Committed 25 turnovers ..... was on 2/8/00 - 26 turnovers vs. Villanova (ND 69 - Villanova 86)  
Forced 25 turnovers ..... was on 11/16/01 - 30 turnovers vs. New Hampshire (ND 95 - New Hampshire 53)

### An Irish player had ...

25+ points ..... was on 11/25/10 - Tim Abromaitis (25) vs. Georgia (ND 89 - Georgia 83 - 2OT)\*  
30+ points ..... was on 2/4/10 - Luke Harangody (37) vs. Cincinnati (ND 83 - Cincinnati 65)\*  
35+ points ..... was on 2/4/10 - Luke Harangody (37) vs. Cincinnati (ND 83 - Cincinnati 65)\*  
40+ points ..... was on 2/28/08 - Luke Harangody (40) vs. Louisville (ND 85 - Louisville 90)  
15 or more rebounds ..... was on 2/7/10 - Luke Harangody (15) vs. USF (ND 65 - USF 62)\*  
20 rebounds ..... was on 3/22/08 - Luke Harangody (22) vs. Washington State (ND 41 - Washington State 61)  
a "double-double" ..... was on 11/26/10 - Carleton Scott (16 pts., 10 rebs.) vs. California (ND 57 - California 44)  
a "triple-double" ..... was on 11/16/01 - Chris Thomas (24 pts, 11 ast, 11 steals) vs. New Hampshire (ND 99 - New Hampshire 53)\*  
20 points and 10 rebounds ..... was on 11/17/10 - Tim Abromaitis (21 pts., 10 rebs.) vs. Chicago State (ND 102 - Chicago State 62)\*  
20 points and 20 rebounds ..... was on 1/8/01 - Troy Murphy (25 pts, 20 rebs) vs. Seton Hall (ND 76 - Seton Hall 78)  
10 assists ..... was on 1/18/10 - Tory Jackson (15) vs. Syracuse (ND 71 - Syracuse 84)\*  
10 blocks ..... was on 11/17/02 - Jordan Cornette (11) vs. Belmont (ND 76 - Belmont 48)\*#  
10 steals ..... was on 11/16/01 - Chris Thomas (11) vs. New Hampshire (ND 99, New Hampshire 53)\*#

### An opposing player had ...

25+ points ..... was on 2/17/10 - Samardo Samuels (36), Louisville (2OT) (ND 89 - Louisville 91)  
30+ points ..... was on 2/17/10 - Samardo Samuels (36), Louisville (2OT) (ND 89 - Louisville 91)  
35+ points ..... was on 2/17/10 - Samardo Samuels (36), Louisville (2OT) (ND 89 - Louisville 91)  
40+ points ..... was on 2/8/87 - Danny Manning (40), Kansas (ND 60 - Kansas 70)  
15 rebounds ..... was on 1/2/10 - Stanley Robinson (16), Connecticut (ND 70 - Connecticut 82)  
20 rebounds ..... was on 1/31/09 - DeJuan Blair (22), Pittsburgh (ND 80 - Pittsburgh 93)  
a "double-double" ..... was on 11/26/10 - Allen Crabbe (10 pts., 10 rebs.), California (ND 57 - California 44)  
a "triple-double" ..... was on 2/21/06 - Marcus Williams (18 pts, 10 rebs, 13 asts) Connecticut (ND 74 - Connecticut 75 - OT)  
20 points and 10 rebounds ..... was on 1/2/10 - Stanley Robinson (22 pts., 16 rebs.), Connecticut (ND 70 - Connecticut 82)  
20 points and 20 rebounds ..... was on 1/31/09 - DeJuan Blair (23 pts., 22 rebs.), Pittsburgh (ND 80 - Pittsburgh 93)  
10 assists ..... was on 2/11/10 - Eugene Harvey (10), Seton Hall (ND 87 - Seton Hall 90)  
10 blocks ..... was on 1/5/08 - Hasheem Thabeet (10), Connecticut (ND 73 - Connecticut 67)\*  
10 steals ..... was on 1/29/89 - Mark Macon (11), Temple (ND 64 - Temple 60)\*

\*indicates Notre Dame home game; #school record; @Purcell Pavilion record



**The Last Time In A BIG EAST Game...**

**Notre Dame Recorded a ...**

30-Point win..... was on 2/12/09 - ND 90, Louisville 57 (33 points)\*  
 40-Point win..... never  
 50-Point win..... never  
 30-Point loss..... was on 1/7/99 - ND 62, Villanova 93 (31 points)

**Notre Dame Shot ...**

60% on FGs ..... was on 1/6/01 - 60.8% (31-51) vs. Rutgers (ND 87 - Rutgers 80)\*  
 65% on FGs ..... was on 1/30/02 - 66.7% (34-51) vs. Pittsburgh (ND 89 - Pittsburgh 76)\*  
 90% on FTs ..... was on 1/30/10 - 90.0% (9-10) vs. Rutgers (ND 73 - Rutgers 74)

**Notre Dame ...**

Won 5 BIG EAST games in a row..... was from 2/24/10 thru 3/11/10 (6 straight)  
 Won 10 BIG EAST games in a row..... never  
 Lost 5 BIG EAST games in a row..... was from 1/12/09 thru 2/4/09 - (6 straight)  
 Scored 100 points..... was on 2/21/09 (ND 103 - Providence 84)  
 - Scored 100 points on the road..... was on 2/21/09 (ND 103 - Providence 84)  
 - Scored 100 points on the neutral site ..... never  
 - Scored 100 points and lost..... never  
 Allowed 100 points ..... was on 1/17/07 vs. Villanova (ND 87 - Villanova 102)  
 Scored less than 50 points ..... was on 1/6/07 vs. Georgetown (ND 48 - Georgetown 66)  
 Allowed less than 50 points..... was on 3/11/10 vs. Pittsburgh (ND 50 - Pittsburgh 45)\*  
 Played an Overtime Game..... was on 3/6/10 (OT) at Marquette (ND 63 - Marquette 60)  
 - Played in a Multi-Overtime Game..... was on 2/17/10 (2OT) at Louisville (ND 89 - Louisville 91)  
 Won on a "last second" shot ..... was on 2/9/03 vs. Pittsburgh (ND 66 - Pittsburgh 64 - Torin Francis layup at 00:00.6)\*  
 Had 5 double figure scorers..... was on 2/11/10 vs. Seton Hall (ND 87 - Seton Hall 90) Tory Jackson 25, Tim Abromaitis 18, Luke Harangody 13, Tyrone Nash 13, Ben Hansbrough 10  
 Had 6 double figure scorers..... never  
 Had 7 double figure scorers..... never  
 Had two double-figure rebounders was on 1/23/10 vs. DePaul (ND 87 - DePaul 77) Luke Harangody 11, Tyrone Nash 10, Ben Hansbrough 10\*  
 Had two players with double-doubles ..... was on 1/23/10 vs. DePaul (ND 87 - DePaul 77) Luke Harangody (24 pts, 11 rebs), Ben Hansbrough (15 pts, 10 rebs), Tyrone Nash (13 pts, 10 rebs)\*  
 Had three players with double-doubles . was on 1/23/10 vs. DePaul (ND 87 - DePaul 77) Luke Harangody (24 pts, 11 rebs), Ben Hansbrough (15 pts, 10 rebs), Tyrone Nash (13 pts, 10 rebs)\*  
 Had four players with double-doubles...was on 2/9/02 vs. Georgetown (Notre Dame 116, Georgetown 111 - 4OT) - Matt Carroll (30 pts, 10 rebs, Ryan Humphrey (23 pts, 14 rebs), Chris Thomas (22 pts, 12 asts.), Harold Swanagan (11 pts, 10 reb.)  
 Had two 30-point scorers ..... was on 2/18/06 vs. Seton Hall (ND 102 - Seton Hall 91) - Chris Quinn - 34, Colin Falls - 32  
 Had two 20-point scorers ..... was on 2/17/10 vs. Louisville (2OT) (ND 89 - Louisville 91) Tim Abromaitis 29, Ben Hansbrough 21  
 Had three 20-point scorers ..... was on 3/8/07 vs. Syracuse (ND 89 - Syracuse 83) - Russell Carter 24, Luke Harangody 20, Colin Falls 23  
 Made 10 three-point field goals ..... was on 2/24/10 - 10-18 (.556) vs. Pittsburgh (ND 68 - Pitt 53)\*  
 Committed 10 turnovers or less ..... was on 3/10/10 - 10 turnovers vs. Seton Hall (ND 68 - Seton Hall 56)  
 Committed 5 turnovers or less ..... was on 1/23/10 - 2 turnovers vs. DePaul (ND 87 - DePaul 77)\*  
 Committed 25 turnovers ..... was on 2/8/00 - 26 turnovers vs. Villanova (ND 69 - Villanova 86)  
 Forced 25 turnovers..... never

**An Irish player had ...**

25+ points ..... was on 2/17/10 - Tim Abromaitis (29) vs. Louisville (2OT) (ND 89 - Louisville 91)  
 30+ points ..... was on 2/4/10 - Luke Harangody (37) vs. Cincinnati (ND 83 - Cincinnati 65)\*  
 35+ points ..... was on 2/4/10 - Luke Harangody (37) vs. Cincinnati (ND 83 - Cincinnati 65)\*  
 40+ points ..... was on 2/28/08 - Luke Harangody (40) vs. Louisville (ND 85 - Louisville 90)  
 15 or more rebounds..... was on 2/7/10 - Luke Harangody (15) vs. USF (ND 65 - USF 62)\*  
 20 rebounds ..... was on 1/8/01 - Troy Murphy (20) vs. Seton Hall (ND 76 - Seton Hall 78)  
 a "double-double" ..... was on 3/10/10 - Luke Harangody (20 pts., 10 rebs.) vs. Seton Hall (ND 68 - Seton Hall 56)  
 a "triple-double" ..... never  
 20 points and 10 rebounds..... was on 2/4/10 - Luke Harangody (37 pts., 14 rebs.) vs. Cincinnati (ND 83 - Cincinnati 65)\*  
 20 points and 10 rebounds..... was on 3/10/10 - Luke Harangody (20 pts., 10 rebs.) vs. Seton Hall (ND 68 - Seton Hall 56)  
 10 assists ..... was on 1/18/10 - Tory Jackson (15) vs. Syracuse (ND 71 - Syracuse 84)\*  
 10 blocks..... never  
 10 steals..... never

**An opposing player had ...**

25+ points ..... was on 2/17/10 - Samardo Samuels (36), Louisville (2OT) (ND 89 - Louisville 91)  
 30+ points ..... was on 2/17/10 - Samardo Samuels (36), Louisville (2OT) (ND 89 - Louisville 91)  
 35+ points ..... was on 2/17/10 - Samardo Samuels (36), Louisville (2OT) (ND 89 - Louisville 91)  
 40+ points ..... never  
 15 rebounds ..... was on 1/2/10 - Stanley Robinson (16), Connecticut (ND 70 - Connecticut 82)  
 20 rebounds ..... was on 1/31/09 - DeJuan Blair (22), Pittsburgh (ND 80 - Pittsburgh 93)  
 a "double-double" ..... was on 3/3/10 - Gavin Edwards (10 pts., 11 rebs.), Connecticut (ND 58 - Connecticut 50)\*  
 a "triple-double" ..... was on 2/21/06 - Marcus Williams (18 pts, 10 rebs, 13 asts), Connecticut (ND 74 - Connecticut 75 - OT)  
 20 points and 10 rebounds..... was on 1/2/10 - Stanley Robinson (22 pts., 16 rebs.), Connecticut (ND 70 - Connecticut 82)  
 20 points and 20 rebounds..... was on 1/31/09 - DeJuan Blair (23 pts., 22 rebs.), Pittsburgh (ND 80 - Pittsburgh 93)  
 10 assists ..... was on 2/11/10 - Eugene Harvey (10), Seton Hall (ND 87 - Seton Hall 90)  
 10 blocks..... was on 1/5/08 - Hasheem Thabeet (10), Connecticut (ND 73 - Connecticut 67)\*  
 10 steals..... never

Note: Notre Dame began playing as a member of the BIG EAST Conference in 1995-96.

\* indicates Notre Dame home game; @ indicates Purcell Pavilion record; # indicates school record





# 0 Eric Atkins

Freshman • 6-2 • 173  
Columbia, Md. • Mount Saint Joseph

### Career Games With:

Double Figure Points.....	3
20-Plus Points.....	N/A
30-Plus Points.....	N/A
10-Plus Rebounds.....	N/A
10-Plus Assists.....	N/A
Double-Double.....	N/A

### QUICK HITS:

- Played 20 or more minutes in each game of the season
- Registered first points in an Irish uniform against Georgia Southern, posting 9 points on 4-4 shooting, including 1-1 from three-point range
- Reached double figures for the first time with the Irish, recording 10 points against Liberty
- Posted a couple more firsts againsts Chicago State, notching his first start with the Irish while also becoming first freshman to reach double figures in two straight games since Luke Harangody in 2006-07
- Recorded first block of career against Maine
- Matched career high in points during championship game of Old Spice Classic, netting 12 points against the Wisconsin Badgers
- Registered first steal of career against Indiana State
- Pulled down career best 5 rebounds against Kentucky in 31 minutes of play

## Season and Career Bests

<b>Points</b>	Season 12 (on two occasions) Career 12 (on two occasions)	<b>FG's</b>	Season 4 (on three occasions) Career 4 (on three occasions)
<b>Rebounds</b>	Season 5 (vs. Kentucky 12/8/10) Career 5 (vs. Kentucky 12/8/10)	<b>3PT FG's</b>	Season 2 (on two occasions) Career 2 (on two occasions)
<b>Assists</b>	Season 5 (on two occasions) Career 5 (on two occasions)	<b>FT's</b>	Season 5 (vs. Wisconsin 11/28/10) Career 5 (vs. Wisconsin 11/28/10)
<b>Steals</b>	Season 1 (vs. Indiana State 11/30/10) Career 1 (vs. Indiana State 11/30/10)	<b>Minutes</b>	Season 38 (vs. Georgia 11/25/10) Career 38 (vs. Georgia 11/25/10)
<b>Blocks</b>	Season 1 (vs. Maine 11/22/10) Career 1 (vs. Maine 11/22/10)		

## Game-By-Game Stats

	Start	FG-A	3P-A	FT-A	Reb	PF	TP	A	TO	BK	S	Min
Georgia Southern	4-4	1-1	0-0	3	1	9	3	2	0	0	0	22
Liberty	4-7	2-3	0-0	1	0	10	4	1	0	0	0	22
Chicago State	*	4-7	2-4	2-2	3	3	12	5	1	0	0	32
Maine	1-7	1-3	0-0	3	2	3	5	0	1	0	0	22
Georgia	3-6	1-2	2-2	4	1	9	1	1	0	0	0	38
California	1-2	0-1	2-4	0	2	4	2	1	0	0	0	26
Wisconsin	3-6	1-3	5-6	3	0	12	2	2	0	0	0	28
Indiana State	0-3	0-1	0-0	3	2	0	4	3	0	1	23	
Kentucky	0-4	0-2	4-6	5	2	4	4	1	0	0	0	31
Gonzaga												
Stony Brook												
UMBC												
Georgetown												
Syracuse												
Connecticut												
St. John's												
Marquette												
St. John's												
Cincinnati												
Marquette												
Pittsburgh												
DePaul												
Rutgers												
Louisville												
USF												
West Virginia												
Providence												
Seton Hall												
Villanova												
Connecticut												

### Career Stats vs. BIG EAST

Opponent	GP-GS	Min.	FG-A	3PT-A	FT-A	Reb.	A	PF	B	S	Pts.
Cincinnati	0-0	0	0-0	0-0	0-0	0/0.0	0	0	0	0	0/0.0
Connecticut	0-0	0	0-0	0-0	0-0	0/0.0	0	0	0	0	0/0.0
DePaul	0-0	0	0-0	0-0	0-0	0/0.0	0	0	0	0	0/0.0
Georgetown	0-0	0	0-0	0-0	0-0	0/0.0	0	0	0	0	0/0.0
Louisville	0-0	0	0-0	0-0	0-0	0/0.0	0	0	0	0	0/0.0
Marquette	0-0	0	0-0	0-0	0-0	0/0.0	0	0	0	0	0/0.0
Pittsburgh	0-0	0	0-0	0-0	0-0	0/0.0	0	0	0	0	0/0.0
Providence	0-0	0	0-0	0-0	0-0	0/0.0	0	0	0	0	0/0.0
Rutgers	0-0	0	0-0	0-0	0-0	0/0.0	0	0	0	0	0/0.0
St. John's	0-0	0	0-0	0-0	0-0	0/0.0	0	0	0	0	0/0.0
Seton Hall	0-0	0	0-0	0-0	0-0	0/0.0	0	0	0	0	0/0.0
USF	0-0	0	0-0	0-0	0-0	0/0.0	0	0	0	0	0/0.0
Syracuse	0-0	0	0-0	0-0	0-0	0/0.0	0	0	0	0	0/0.0
Villanova	0-0	0	0-0	0-0	0-0	0/0.0	0	0	0	0	0/0.0
West Virginia	0-0	0	0-0	0-0	0-0	0/0.0	0	0	0	0	0/0.0


## Career Statistics

Season	GP-GS	Min	Avg	FG-A	Pct	3FG-A	Pct	FT-A	Pct	O-D-TOT	Avg	PF-FO	Ast	TO	Blk	Stl	Pts	Avg
2010-11	9-1	244	27.1	20-46	.435	8-20	.400	15-20	.750	6-19-25	2.8	13-0	30	12	1	1	63	7.0
<b>TOTAL</b>	<b>9-1</b>	<b>244</b>	<b>27.1</b>	<b>20-46</b>	<b>.435</b>	<b>8-20</b>	<b>.400</b>	<b>15-20</b>	<b>.750</b>	<b>6-19-25</b>	<b>2.8</b>	<b>13-0</b>	<b>30</b>	<b>12</b>	<b>1</b>	<b>1</b>	<b>63</b>	<b>7.0</b>

## Career BIG EAST Statistics

Season	GP-GS	Min	Avg	FG-A	Pct	3FG-A	Pct	FT-A	Pct	O-D-TOT	Avg	PF-FO	Ast	TO	Blk	Stl	Pts	Avg
2010-11										Has Not Played								
<b>TOTAL</b>										<b>Has Not Played</b>								





# 1 Tyrone Nash

Senior • 6-8 • 232

Queens, N.Y. • Lawrence Woodmere Academy & Northfield Mt. Hermon

### Career Games With:

Double Figure Points .....	20
20-Plus Points .....	N/A
30-Plus Points .....	N/A
10-Plus Rebounds .....	5
10-Plus Assists .....	N/A
Double-Double .....	3

### QUICK HITS:

- Has started in 45 contests over career for the Irish, including a string of 44 consecutive games, both leading the current roster
- Reached double-figures in six contests on the season
- Played 30+ minutes in three contests on the year
- Set a career high in free throws, knocking down 12 against Liberty (on 15 attempts), also tying his then-career high in points with 16 against the Flames
- Posted first double-double of season against Chicago State, going for 11 points and 10 rebounds and set career high for assists with 7
- Matched career high in rebounds, pulling down 11 against Maine, en route to second straight double double (13 points, 11 rebounds)
- Set career high in points with 18 against the Georgia Bulldogs in opening round of Old Spice Classic, playing a season-best 37 minutes

## Season and Career Bests

<b>Points</b>	Season 18 (vs. Georgia 11/25/10)	<b>FG's</b>	Season 5 (on two occasions)
Career 18 (vs. Georgia 11/25/10)	Career 6 (vs. Loyola Marymount 12/12/09)	<b>3PT FG's</b>	Season --
<b>Rebounds</b>	Season 11 (vs. Maine 11/22/10)	Career --	<b>FT's</b>
Career 11 (on two occasions)	Career 7 (vs. Chicago State 11/17/10)	Season 12 (vs. Liberty 11/14/10)	Career 12 (vs. Liberty 11/14/10)
<b>Assists</b>	Season 7 (vs. Chicago State 11/17/10)	<b>Minutes</b>	Season 37 (vs. Georgia 11/25/10)
Career 7 (vs. Chicago State 11/17/10)	Career 3 (on three occasions)	Career 38 (vs. St. John's 2/14/10)	
<b>Steals</b>	Season 1 (on three occasions)		
Career 3 (on three occasions)			
<b>Blocks</b>	Season 1 (on three occasions)		
Career 3 (vs. USF 2/7/10)			

## Game-By-Game Stats

	Start	FG-A	3P-A	FT-A	Reb	PF	TP	A	TO	BK	S	Min
Georgia Southern	*	2-3	0-0	3-4	2	2	7	1	1	0	1	22
Liberty	*	2-4	0-0	12-15	9	0	16	1	1	0	0	28
Chicago State	*	4-6	0-0	3-4	10	2	11	7	1	0	0	26
Maine	*	1-4	0-0	11-12	11	2	13	5	1	0	0	29
Georgia	*	5-11	0-0	8-12	6	1	18	2	1	1	1	37
California	*	4-11	0-0	3-6	5	4	11	3	4	1	1	33
Wisconsin	*	2-9	0-0	4-7	6	1	8	3	2	0	0	26
Indiana State	*	5-7	0-0	6-9	7	1	16	4	2	1	1	35
Kentucky	*	3-7	0-0	2-4	2	2	8	1	4	0	1	25
Gonzaga												
Stony Brook												
UMBC												
Georgetown												
Syracuse												
Connecticut												
St. John's												
Marquette												
St. John's												
Cincinnati												
Marquette												
Pittsburgh												
DePaul												
Rutgers												
Louisville												
USF												
West Virginia												
Providence												
Seton Hall												
Villanova												
Connecticut												

### Career Stats vs. BIG EAST

Opponent	GP-GS	Min.	FG-A	3PT-A	FT-A	Reb.	A	PF	B	S	Pts.
Cincinnati	2-2	39	1-2	0-0	2-5	6/3.0	2	9	0	1	4/2.0
Connecticut	4-2	77	13-28	0-0	2-8	22/5.5	5	6	0	3	28/7.0
DePaul	2-1	34	4-6	0-0	5-7	10/5.0	2	2	0	0	13/6.5
Georgetown	3-1	33	2-3	0-0	4-5	6/2.0	3	2	1	0	8/2.3
Louisville	2-1	42	2-6	0-0	0-2	10/5.0	4	6	1	1	4/2.0
Marquette	3-1	48	4-6	0-0	7-10	11/5.5	3	6	0	2	15/7.5
Pittsburgh	3-1	81	6-11	0-0	9-14	14/4.7	9	4	2	4	21/7.0
Providence	2-1	38	8-13	0-0	0-0	10/5.0	0	6	1	1	16/8.0
Rutgers	2-1	34	6-8	0-0	1-4	3/1.5	2	5	0	3	13/4.3
St. John's	3-1	65	5-10	0-0	6-9	8/2.7	7	5	2	3	16/5.3
Seton Hall	3-2	66	8-14	0-1	6-12	13/4.3	2	6	0	1	22/7.3
USF	4-2	66	7-16	0-0	10-12	18/4.5	3	9	3	2	24/6.0
Syracuse	3-1	21	0-3	0-0	1-2	2/0.7	0	4	0	1	1/0.3
Villanova	2-2	48	5-8	0-0	6-13	17/8.5	3	8	0	1	16/8.0
West Virginia	4-2	86	7-11	0-0	5-11	18/4.5	4	11	1	0	19/4.8

## Career Statistics


Season	GP-GS	Min	Avg	FG-A	Pct	3FG-A	Pct	FT-A	Pct	O-D-TOT	Avg	PF-FO	Ast	TO	Blk	Stl	Pts	Avg
2007-08	15-0	59	3.9	6-13	.462	0-1	.000	3-11	.273	8-12-20	1.3	6-0	5	3	1	2	15	1.0
2008-09	34-1	384	11.3	37-73	.507	0-0	.000	27-50	.540	51-70-121	3.6	52-2	23	13	6	15	101	3.0
2009-10	35-35	923	26.4	96-177	.542	0-0	.000	80-133	.602	79-104-183	5.2	101-3	59	48	16	24	272	7.8
2010-11	9-9	261	29.0	28-62	.452	0-0	.000	52-73	.712	24-34-58	6.4	15-0	27	17	3	5	108	12.0
<b>TOTAL</b>	<b>93-45</b>	<b>1627</b>	<b>17.5</b>	<b>167-325</b>	<b>.514</b>	<b>0-1</b>	<b>.000</b>	<b>162-267</b>	<b>.607</b>	<b>162-220-382</b>	<b>4.1</b>	<b>174-5</b>	<b>114</b>	<b>81</b>	<b>26</b>	<b>46</b>	<b>496</b>	<b>5.3</b>

## Career BIG EAST Statistics

Season	GP-GS	Min	Avg	FG-A	Pct	3FG-A	Pct	FT-A	Pct	O-D-TOT	Avg	PF-FO	Ast	TO	Blk	Stl	Pts	Avg
2007-08	6-0	9	1.5	1-2	.500	0-1	.000	2-4	.500	1-1-2	0.3	0-0	0	0	0	0	4	0.7
2008-09	16-1	148	9.3	17-30	.567	0-0	.000	5-18	.278	21-26-47	2.9	25-1	7	2	2	6	39	2.4
2009-10	18-18	508	28.2	52-100	.520	0-0	.000	52-77	.675	45-55-100	5.6	59-3	33	21	8	14	156	8.7
2010-11																		
<b>TOTAL</b>	<b>40-19</b>	<b>665</b>	<b>16.6</b>	<b>70-132</b>	<b>.530</b>	<b>0-1</b>	<b>.000</b>	<b>59-99</b>	<b>.596</b>	<b>67-82-149</b>	<b>3.7</b>	<b>84-4</b>	<b>40</b>	<b>23</b>	<b>10</b>	<b>20</b>	<b>199</b>	<b>5.0</b>

Has Not Played





# 5 Tom Kopko | Senior • 6-2 • 187 Chicago, Ill. • St. Laurence

### Career Games With:

Double Figure Points.....	N/A
20-Plus Points.....	N/A
30-Plus Points.....	N/A
10-Plus Rebounds.....	N/A
10-Plus Assists.....	N/A
Double-Double.....	N/A

### QUICK HITS:

- Played in four contests on the season (Georgia Southern, Liberty, Chicago State, Maine)
- Matched most career minutes against Chicago State, playing 5 minutes
- Posted first points of the season against Maine, connecting on a three pointer

## Season and Career Bests

<b>Points</b>	Season 3 (vs. Maine 11/22/10)	<b>FG's</b>	Season 1 (vs. Maine 11/22/10)
Career 5 (vs. Northern Illinois 12/8/07)	Career 2 (vs. Northern Illinois 12/8/07)	<b>3PT FG's</b>	Season 1 (vs. Maine 11/22/10)
<b>Rebounds</b>	Season 1 (on two occasions)	Career 1 (on three occasions)	<b>FT's</b>
Career 2 (vs. Monmouth 11/16/07)	Career 1 (on two occasions)	Career 1 (vs. Savannah State 12/22/08)	<b>Minutes</b>
<b>Assists</b>	Season --	Season 5 (vs. Chicago State 11/17/10)	Career 5 (on two occasions)
Career 1 (on two occasions)	Season --	Career --	
<b>Steals</b>	Season --	Career --	
Career 1 (vs. USC Upstate 11/16/08)	Season --	Career --	
<b>Blocks</b>	Season --		
Career --	Career --		

## Game-By-Game Stats

	Start	FG-A	3P-A	FT-A	Reb	PF	TP	A	TO	BK	S	Min
Georgia Southern		0-2	0-1	0-0	1	0	0	0	0	0	0	3
Liberty		0-0	0-0	0-0	0	0	0	0	0	0	0	1
Chicago State		0-2	0-1	0-0	1	0	0	0	0	0	0	5
Maine		1-1	1-1	0-0	0	0	3	0	0	0	0	3
Georgia												DNP
California												DNP
Wisconsin												DNP
Indiana State												DNP
Kentucky												DNP
Gonzaga												
Stony Brook												
UMBC												
Georgetown												
Syracuse												
Connecticut												
St. John's												
Marquette												
St. John's												
Cincinnati												
Marquette												
Pittsburgh												
DePaul												
Rutgers												
Louisville												
USF												
West Virginia												
Providence												
Seton Hall												
Villanova												
Connecticut												

### Career Stats vs. BIG EAST

Opponent	GP-GS	Min.	FG-A	3PT-A	FT-A	Reb.	A	PF	B	S	Pts.
Cincinnati	0-0	0	0-0	0-0	0-0	0/0.0	0	0	0	0	0/0.0
Connecticut	0-0	0	0-0	0-0	0-0	0/0.0	0	0	0	0	0/0.0
DePaul	0-0	0	0-0	0-0	0-0	0/0.0	0	0	0	0	0/0.0
Georgetown	0-0	0	0-0	0-0	0-0	0/0.0	0	0	0	0	0/0.0
Louisville	0-0	0	0-0	0-0	0-0	0/0.0	0	0	0	0	0/0.0
Marquette	0-0	0	0-0	0-0	0-0	0/0.0	0	0	0	0	0/0.0
Pittsburgh	0-0	0	0-0	0-0	0-0	0/0.0	0	0	0	0	0/0.0
Providence	0-0	0	0-0	0-0	0-0	0/0.0	0	0	0	0	0/0.0
Rutgers	0-0	0	0-0	0-0	0-0	0/0.0	0	0	0	0	0/0.0
St. John's	0-0	0	0-0	0-0	0-0	0/0.0	0	0	0	0	0/0.0
Seton Hall	1-0	1	0-0	0-0	0-0	0/0.0	0	0	0	0	0/0.0
South Florida	0-0	0	0-0	0-0	0-0	0/0.0	0	0	0	0	0/0.0
Syracuse	0-0	0	0-0	0-0	0-0	0/0.0	0	0	0	0	0/0.0
Villanova	0-0	0	0-0	0-0	0-0	0/0.0	0	0	0	0	0/0.0
West Virginia	0-0	0	0-0	0-0	0-0	0/0.0	0	0	0	0	0/0.0

## Career Statistics

Season	GP-GS	Min	Avg	FG-A	Pct	3FG-A	Pct	FT-A	Pct	O-D-TOT	Avg	PF-FO	Ast	TO	Blk	Stl	Pts	Avg
2007-08	5-0	11	2.2	2-4	.500	1-3	.333	0-1	.000	1-1-2	0.4	1-0	0	0	0	0	5	1.0
2008-09	6-0	12	2.0	3-7	.429	0-3	.000	1-2	.500	0-0-0	0.0	0-0	3	1	0	2	7	1.2
2009-10	8-0	13	1.6	3-6	.500	2-4	.500	0-0	.000	0-0-0	0.0	2-0	0	1	0	0	8	1.0
2010-11	4-0	12	3.0	1-5	.200	1-3	.333	0-0	.000	2-0-2	0.5	0-0	0	0	0	0	3	0.8
<b>TOTAL</b>	<b>23-0</b>	<b>48</b>	<b>2.1</b>	<b>9-22</b>	<b>.409</b>	<b>4-13</b>	<b>.308</b>	<b>1-3</b>	<b>.333</b>	<b>3-1-4</b>	<b>0.2</b>	<b>3-0</b>	<b>3</b>	<b>2</b>	<b>0</b>	<b>2</b>	<b>23</b>	<b>1.0</b>

## Career BIG EAST Statistics

Season	GP-GS	Min	Avg	FG-A	Pct	3FG-A	Pct	FT-A	Pct	O-D-TOT	Avg	PF-FO	Ast	TO	Blk	Stl	Pts	Avg
2007-08	1-0	0	0.0	0-0	.000	0-0	.000	0-0	.000	0-0-0	0.0	0-0	0	0	0	0	0	0.0
2008-09																		
2009-10																		
2010-11																		
<b>TOTAL</b>	<b>1-0</b>	<b>0</b>	<b>0.0</b>	<b>0-0</b>	<b>.000</b>	<b>0-0</b>	<b>.000</b>	<b>0-0</b>	<b>.000</b>	<b>0-0-0</b>	<b>0.0</b>	<b>0-0</b>	<b>0</b>	<b>0</b>	<b>0</b>	<b>0</b>	<b>0</b>	<b>0.0</b>





# 12 Alex Dragicevich | Freshman • 6-8 • 215 Northbrook, Ill. • Glenbrook North

### Career Games With:

Double Figure Points.....	N/A
20-Plus Points.....	N/A
30-Plus Points.....	N/A
10-Plus Rebounds.....	N/A
10-Plus Assists.....	N/A
Double-Double.....	N/A

### QUICK HITS:

- Played in four games on the season
- Scored first points with the Irish against Georgia Southern, recording 9 points on 2-5 shooting, including a perfect 4-4 from the free throw line
- Also grabbed first rebounds of career against Georgia Southern, pulling down 3 boards in the contest

## Season and Career Bests

<b>Points</b>		<b>FG's</b>	
Season	9 (vs. Georgia Southern 11/12/10)	Season	2 (vs. Georgia Southern 11/12/10)
Career	9 (vs. Georgia Southern 11/12/10)	Career	2 (vs. Georgia Southern 11/12/10)
<b>Rebounds</b>		<b>3PT FG's</b>	
Season	3 (vs. Georgia Southern 11/12/10)	Season	1 (vs. Georgia Southern 11/12/10)
Career	3 (vs. Georgia Southern 11/12/10)	Career	1 (vs. Georgia Southern 11/12/10)
<b>Assists</b>		<b>FT's</b>	
Season	--	Season	4 (vs. Georgia Southern 11/12/10)
Career	--	Career	4 (vs. Georgia Southern 11/12/10)
<b>Steals</b>		<b>Minutes</b>	
Season	--	Season	10 (vs. Georgia Southern 11/12/10)
Career	--	Career	10 (vs. Georgia Southern 11/12/10)
<b>Blocks</b>			
Season	--		
Career	--		

## Game-By-Game Stats

	Start	FG-A	3P-A	FT-A	Reb	PF	TP	A	TO	BK	S	Min
Georgia Southern		2-5	1-2	4-4	3	1	9	0	0	0	0	10
Liberty		0-0	0-0	0-0	0	0	0	0	0	0	0	1
Chicago State		1-2	0-0	2-2	1	0	4	0	0	0	0	7
Maine		0-0	0-0	0-0	1	0	0	0	0	0	0	4
Georgia												DNP
California												DNP
Wisconsin												DNP
Indiana State												DNP
Kentucky												DNP
Gonzaga												
Stony Brook												
UMBC												
Georgetown												
Syracuse												
Connecticut												
St. John's												
Marquette												
St. John's												
Cincinnati												
Marquette												
Pittsburgh												
DePaul												
Rutgers												
Louisville												
USF												
West Virginia												
Providence												
Seton Hall												
Villanova												
Connecticut												

### Career Stats vs. BIG EAST

Opponent	GP-GS	Min.	FG-A	3PT-A	FT-A	Reb.	A	PF	B	S	Pts.
Cincinnati	0-0	0	0-0	0-0	0-0	0/0.0	0	0	0	0	0/0.0
Connecticut	0-0	0	0-0	0-0	0-0	0/0.0	0	0	0	0	0/0.0
DePaul	0-0	0	0-0	0-0	0-0	0/0.0	0	0	0	0	0/0.0
Georgetown	0-0	0	0-0	0-0	0-0	0/0.0	0	0	0	0	0/0.0
Louisville	0-0	0	0-0	0-0	0-0	0/0.0	0	0	0	0	0/0.0
Marquette	0-0	0	0-0	0-0	0-0	0/0.0	0	0	0	0	0/0.0
Pittsburgh	0-0	0	0-0	0-0	0-0	0/0.0	0	0	0	0	0/0.0
Providence	0-0	0	0-0	0-0	0-0	0/0.0	0	0	0	0	0/0.0
Rutgers	0-0	0	0-0	0-0	0-0	0/0.0	0	0	0	0	0/0.0
St. John's	0-0	0	0-0	0-0	0-0	0/0.0	0	0	0	0	0/0.0
Seton Hall	0-0	0	0-0	0-0	0-0	0/0.0	0	0	0	0	0/0.0
USF	0-0	0	0-0	0-0	0-0	0/0.0	0	0	0	0	0/0.0
Syracuse	0-0	0	0-0	0-0	0-0	0/0.0	0	0	0	0	0/0.0
Villanova	0-0	0	0-0	0-0	0-0	0/0.0	0	0	0	0	0/0.0
West Virginia	0-0	0	0-0	0-0	0-0	0/0.0	0	0	0	0	0/0.0


## Career Statistics

Season	GP-GS	Min	Avg	FG-A	Pct	3FG-A	Pct	FT-A	Pct	O-D-TOT	Avg	PF-FO	Ast	TO	Blk	Stl	Pts	Avg
2010-11	4-0	22	5.5	3-7	.429	1-2	.500	6-6	1.000	1-4-5	1.3	1-0	0	0	0	0	13	3.3
<b>TOTAL</b>	<b>4-0</b>	<b>22</b>	<b>5.5</b>	<b>3-7</b>	<b>.429</b>	<b>1-2</b>	<b>.500</b>	<b>6-6</b>	<b>1.000</b>	<b>1-4-5</b>	<b>1.3</b>	<b>1-0</b>	<b>0</b>	<b>0</b>	<b>0</b>	<b>0</b>	<b>13</b>	<b>3.3</b>

## Career BIG EAST Statistics

Season	GP-GS	Min	Avg	FG-A	Pct	3FG-A	Pct	FT-A	Pct	O-D-TOT	Avg	PF-FO	Ast	TO	Blk	Stl	Pts	Avg
2010-11																		
<b>TOTAL</b>																		





# 14 Scott Martin | Senior • 6-8 • 219 Valparaiso, Ind. • Valparaiso

### Career Games With:

Double Figure Points .....	16 (3 with ND)
20-Plus Points.....	N/A
30-Plus Points.....	N/A
10-Plus Rebounds.....	N/A
10-Plus Assists .....	N/A
Double-Double .....	N/A

### QUICK HITS:

- Took to the court for first time since '07-08 season against Georgia Southern, scoring 7 points along with 5 rebounds in 22 minutes of play
- Missed contest against Chicago State due to back spasms
- Returned to starting lineup against Maine, recording first game in double figures with the Irish after scoring 15 points
- Reached double figures for second time on season, scoring 11 points against California in Old Spice Classic second round matchup
- Connected on career-high seven field goals (7-12) against Indiana State en route to a 15-point performance

## Season and Career Bests

<b>Points</b>	Season 15 (on two occasions) Career 17 (vs. Missouri St. 12/23/07)	<b>FG's</b>	Season 7 (vs. Indiana State 11/30/10) Career 7 (vs. Indiana State 11/30/10)
<b>Rebounds</b>	Season 7 (vs. Wisconsin 11/28/10) Career 9 (vs. Northwestern 3/1/08)	<b>3PT FG's</b>	Season 2 (vs. Maine 11/22/10) Career 2 (on seven occasions)
<b>Assists</b>	Season 3 (on two occasions) Career 5 (vs. Minnesota 2/27/08)	<b>FT's</b>	Season 7 (vs. California 11/26/10) Career 8 (vs. Florida International 12/29/07)
<b>Steals</b>	Season 1 (vs. Liberty 11/14/10) Career 4 (vs. Clemson 11/27/07)	<b>Minutes</b>	Season 29 (on two occasions) Career 33 (vs. Indiana State 12/1/07)
<b>Blocks</b>	Season 1 (on two occasions) Career 3 (on two occasions)		

## Game-By-Game Stats

	Start	FG-A	3P-A	FT-A	Reb	PF	TP	A	TO	BK	S	Min
Georgia Southern	*	2-7	0-3	3-3	5	4	7	2	2	0	0	22
Liberty	*	2-9	1-5	1-4	3	0	6	3	2	1	1	29
Chicago State												DNP - Injured
Maine	*	6-8	2-3	1-2	5	2	15	3	2	0	0	28
Georgia	*	2-3	0-1	2-4	2	1	6	0	2	0	0	26
California	*	2-8	0-3	7-8	6	1	11	1	0	1	0	26
Wisconsin	*	1-4	0-0	4-5	7	0	6	1	0	0	0	27
Indiana State	*	7-12	1-4	0-1	5	2	15	2	1	0	0	29
Kentucky	*	3-8	1-4	0-0	5	4	7	1	0	0	0	27
Gonzaga												
Stony Brook												
UMBC												
Georgetown												
Syracuse												
Connecticut												
St. John's												
Marquette												
St. John's												
Cincinnati												
Marquette												
Pittsburgh												
DePaul												
Rutgers												
Louisville												
USF												
West Virginia												
Providence												
Seton Hall												
Villanova												
Connecticut												

### Career Stats vs. BIG EAST

Opponent	GP-GS	Min.	FG-A	3PT-A	FT-A	Reb.	A	PF	B	S	Pts.
Cincinnati	0-0	0	0-0	0-0	0-0	0/0.0	0	0	0	0	0/0.0
Connecticut	0-0	0	0-0	0-0	0-0	0/0.0	0	0	0	0	0/0.0
DePaul	0-0	0	0-0	0-0	0-0	0/0.0	0	0	0	0	0/0.0
Georgetown	0-0	0	0-0	0-0	0-0	0/0.0	0	0	0	0	0/0.0
Louisville	1-1	22	3-6	0-1	5-8	3/3.0	0	4	0	1	11/11.0
Marquette	0-0	0	0-0	0-0	0-0	0/0.0	0	0	0	0	0/0.0
Pittsburgh	0-0	0	0-0	0-0	0-0	0/0.0	0	0	0	0	0/0.0
Providence	0-0	0	0-0	0-0	0-0	0/0.0	0	0	0	0	0/0.0
Rutgers	0-0	0	0-0	0-0	0-0	0/0.0	0	0	0	0	0/0.0
St. John's	0-0	0	0-0	0-0	0-0	0/0.0	0	0	0	0	0/0.0
Seton Hall	0-0	0	0-0	0-0	0-0	0/0.0	0	0	0	0	0/0.0
USF	0-0	0	0-0	0-0	0-0	0/0.0	0	0	0	0	0/0.0
Syracuse	0-0	0	0-0	0-0	0-0	0/0.0	0	0	0	0	0/0.0
Villanova	0-0	0	0-0	0-0	0-0	0/0.0	0	0	0	0	0/0.0
West Virginia	0-0	0	0-0	0-0	0-0	0/0.0	0	0	0	0	0/0.0

## Career Statistics

Season	GP-GS	Min	Avg	FG-A	Pct	3FG-A	Pct	FT-A	Pct	O-D-TOT	Avg	PF-FO	Ast	TO	Blk	Stl	Pts	Avg
2007-08	32-8	700	21.9	84-225	.373	26-83	.313	78-112	.696	42-79-121	3.8	78-3	44	48	21	31	272	8.5
2008-09																		
2009-10																		
2010-11	8-8	214	26.8	25-59	.424	5-23	.217	18-27	.667	10-28-38	4.8	14-0	13	9	2	1	73	9.1
<b>TOTAL</b>	<b>40-16</b>	<b>914</b>	<b>22.9</b>	<b>109-284</b>	<b>.384</b>	<b>31-106</b>	<b>.292</b>	<b>96-139</b>	<b>.691</b>	<b>52-107-159</b>	<b>4.0</b>	<b>92-3</b>	<b>57</b>	<b>57</b>	<b>23</b>	<b>32</b>	<b>345</b>	<b>8.6</b>

## Career BIG EAST Statistics

Season	GP-GS	Min	Avg	FG-A	Pct	3FG-A	Pct	FT-A	Pct	O-D-TOT	Avg	PF-FO	Ast	TO	Blk	Stl	Pts	Avg
2008-09																		
2009-10																		
2010-11																		
<b>TOTAL</b>	<b>0-0</b>	<b>0</b>	<b>0.0</b>	<b>0-0</b>	<b>.000</b>	<b>0-0</b>	<b>.000</b>	<b>0-0</b>	<b>.000</b>	<b>0-0-0</b>	<b>0.0</b>	<b>0-0</b>	<b>0</b>	<b>0</b>	<b>0</b>	<b>0</b>	<b>0</b>	<b>0.0</b>





# 21 Tim Abromaitis | Graduate Student • 6-8 • 235 Unionville, Conn. • Farmington

### Career Games With:

Double Figure Points.....	35
20-Plus Points.....	11
30-Plus Points.....	2
10-Plus Rebounds.....	3
10-Plus Assists.....	N/A
Double-Double.....	2

### QUICK HITS:

- Has started 35 of the last 36 contests for the Irish
- Reached double-figure points seven times this season
- Eclipsed 20 points in a game three times this season
- Posted 30+ minutes of action in seven games this season
- Posted first double-double of the season against Chicago State, notching 21 points along with 10 rebounds
- Set career high in assists against Chicago State, dishing out 7 assists
- Had best scoring game of young season, posting 26 points (8-9 FG's, 4-5 3FG's) against Maine
- Named Old Spice Classic tournament MVP along with All-Tournament team member, averaging 14.0 PPG, including a 25-point outburst against Georgia in a career best 46 minutes of play
- Recorded a career best in rebounds, pulling down 11 boards against California in second round of Old Spice Classic

## Season and Career Bests

<b>Points</b>	Season 26 (vs. Maine 11/22/10) Career 31 (vs. UCF 12/6/09)	<b>FG's</b>	Season 8 (vs. Maine 11/22/10) Career 11 (vs. Louisville 2/17/10)
<b>Rebounds</b>	Season 11 (vs. California 11/26/10) Career 11 (vs. California 11/26/10)	<b>3PT FG's</b>	Season 4 (on two occasions) Career 5 (on three occasions)
<b>Assists</b>	Season 7 (vs. Chicago State 11/17/10) Career 7 (vs. Chicago State 11/17/10)	<b>FT's</b>	Season 9 (vs. Georgia 11/25/10) Career 12 (vs. Seton Hall 2/11/10)
<b>Steals</b>	Season 2 (vs. Liberty 11/14/10) Career 2 (on three occasions)	<b>Minutes</b>	Season 46 (vs. Georgia 11/25/10) Career 46 (vs. Georgia 11/25/10)
<b>Blocks</b>	Season 2 (vs. California 11/26/10) Career 2 (on two occasions)		

## Game-By-Game Stats

	Start	FG-A	3P-A	FT-A	Reb	PF	TP	A	TO	BK	S	Min
Georgia Southern	*	2-13	1-7	5-6	5	1	10	3	1	0	0	22
Liberty	*	4-12	2-9	3-4	7	2	13	0	2	1	2	34
Chicago State	*	6-15	1-8	8-9	10	0	21	7	0	1	1	30
Maine	*	8-9	4-5	6-6	3	2	26	3	0	0	1	27
Georgia	*	6-11	4-5	9-12	6	4	25	0	2	0	1	46
California	*	2-10	0-4	3-5	11	1	7	2	1	2	0	37
Wisconsin	*	3-11	0-2	4-4	9	2	10	0	2	0	0	36
Indiana State	*	4-11	3-7	2-2	4	3	13	3	1	0	1	33
Kentucky	*	1-7	0-4	2-2	8	1	4	2	1	1	0	31
Gonzaga												
Stony Brook												
UMBC												
Georgetown												
Syracuse												
Connecticut												
St. John's												
Marquette												
St. John's												
Cincinnati												
Marquette												
Pittsburgh												
DePaul												
Rutgers												
Louisville												
USF												
West Virginia												
Providence												
Seton Hall												
Villanova												
Connecticut												

### Career Stats vs. BIG EAST

Opponent	GP-GS	Min.	FG-A	3PT-A	FT-A	Reb.	A	PF	B	S	Pts.
Cincinnati	2-2	66	11-20	4-5	12-15	11/5.5	4	6	1	3	38/19.0
Connecticut	2-1	70	7-21	2-9	2-2	8/4.0	2	4	0	2	18/9.0
DePaul	1-1	33	9-16	5-9	7-8	6/6.0	3	0	0	1	30/30.0
Georgetown	2-1	36	7-19	1-9	6-6	4/2.0	3	2	2	1	21/10.5
Louisville	1-1	45	11-18	2-4	5-6	5/5.0	0	4	1	0	29/29.0
Marquette	2-1	44	6-18	1-9	7-8	9/4.5	4	0	0	0	20/10.0
Pittsburgh	2-2	73	7-15	3-6	7-8	7/3.5	1	2	2	0	24/12.0
Providence	1-1	30	8-14	5-8	1-2	7/7.0	1	2	0	0	22/22.0
Rutgers	1-1	39	6-13	3-7	2-2	10/10.0	2	4	0	0	17/17.0
St. John's	1-1	39	7-11	4-6	6-8	6/6.0	1	1	0	1	24/24.0
Seton Hall	3-2	66	5-13	3-7	14-14	14/4.7	2	5	0	0	27/9.0
USF	2-2	63	7-16	3-8	1-1	8/4.0	5	3	0	1	18/9.0
Syracuse	1-1	38	10-17	5-11	1-2	2/2.0	3	4	1	0	26/26.0
Villanova	1-1	37	3-13	2-8	8-10	5/5.0	2	3	0	0	16/16.0
West Virginia	2-2	64	6-14	3-7	9-11	11/5.5	2	6	0	2	24/12.0

## Career Statistics

Season	GP-GS	Min	Avg	FG-A	Pct	3FG-A	Pct	FT-A	Pct	O-D-TOT	Avg	PF-FO	Ast	TO	Blk	Stl	Pts	Avg
2007-08	12-0	40	3.3	6-21	.286	1-8	.125	7-7	1.000	5-7-12	1.0	5-0	3	4	1	1	20	1.7
2008-09										Did Not Play								
2009-10	35-26	1104	31.5	183-370	.495	81-189	.429	117-134	.873	43-123-166	4.7	76-1	52	42	11	17	564	16.1
2010-11	9-9	296	32.9	36-99	.364	15-51	.294	42-50	.840	10-53-63	7.0	16-0	20	10	5	6	129	14.3
<b>TOTAL</b>	<b>56-35</b>	<b>1440</b>	<b>25.7</b>	<b>225-490</b>	<b>.459</b>	<b>97-248</b>	<b>.391</b>	<b>166-191</b>	<b>.869</b>	<b>58-183-241</b>	<b>4.3</b>	<b>97-1</b>	<b>75</b>	<b>56</b>	<b>17</b>	<b>24</b>	<b>713</b>	<b>12.7</b>

## Career BIG EAST Statistics

Season	GP-GS	Min	Avg	FG-A	Pct	3FG-A	Pct	FT-A	Pct	O-D-TOT	Avg	PF-FO	Ast	TO	Blk	Stl	Pts	Avg
2007-08	3-0	5	1.7	1-2	.500	0-1	.000	2-2	1.000	0-0-0	0.0	1-0	1	1	0	0	4	1.3
2008-09										Did Not Play								
2009-10	18-17	647	35.9	102-217	.470	45-109	.413	78-90	.867	28-74-102	5.7	37-1	34	25	6	9	327	18.2
2010-11										Has Not Played								
<b>TOTAL</b>	<b>21-17</b>	<b>652</b>	<b>31.0</b>	<b>103-219</b>	<b>.470</b>	<b>45-110</b>	<b>.409</b>	<b>80-92</b>	<b>.870</b>	<b>28-74-102</b>	<b>4.9</b>	<b>38-1</b>	<b>35</b>	<b>26</b>	<b>6</b>	<b>9</b>	<b>331</b>	<b>15.8</b>







# 22 Jerian Grant | Freshman • 6-5 • 185 Bowie, Md. • DeMatha

### Career Games With:

Double Figure Points.....	N/A
20-Plus Points.....	N/A
30-Plus Points.....	N/A
10-Plus Rebounds.....	N/A
10-Plus Assists.....	N/A
Double-Double.....	N/A

### QUICK HITS:

- Has not played during the 2010-11 season
- Missed first four game of the season while recoving from injury

## Season and Career Bests

<b>Points</b>		<b>FG's</b>	
Season	--	Season	--
Career	--	Career	--
<b>Rebounds</b>		<b>3PT FG's</b>	
Season	--	Season	--
Career	--	Career	--
<b>Assists</b>		<b>FT's</b>	
Season	--	Season	--
Career	--	Career	--
<b>Steals</b>		<b>Minutes</b>	
Season	--	Season	--
Career	--	Career	--
<b>Blocks</b>			
Season	--		
Career	--		

## Game-By-Game Stats

	Start	FG-A	3P-A	FT-A	Reb	PF	TP	A	TO	BK	S	Min
Georgia Southern												DNP - Injured
Liberty												DNP - Injured
Chicago State												DNP - Injured
Maine												DNP - Injured
Georgia												DNP
California												DNP
Wisconsin												DNP
Indiana State												DNP
Kentucky												DNP
Gonzaga												
Stony Brook												
UMBC												
Georgetown												
Syracuse												
Connecticut												
St. John's												
Marquette												
St. John's												
Cincinnati												
Marquette												
Pittsburgh												
DePaul												
Rutgers												
Louisville												
USF												
West Virginia												
Providence												
Seton Hall												
Villanova												
Connecticut												

### Career Stats vs. BIG EAST

Opponent	GP-GS	Min.	FG-A	3PT-A	FT-A	Reb.	A	PF	B	S	Pts.
Cincinnati	0-0	0	0-0	0-0	0-0	0/0.0	0	0	0	0	0/0.0
Connecticut	0-0	0	0-0	0-0	0-0	0/0.0	0	0	0	0	0/0.0
DePaul	0-0	0	0-0	0-0	0-0	0/0.0	0	0	0	0	0/0.0
Georgetown	0-0	0	0-0	0-0	0-0	0/0.0	0	0	0	0	0/0.0
Louisville	0-0	0	0-0	0-0	0-0	0/0.0	0	0	0	0	0/0.0
Marquette	0-0	0	0-0	0-0	0-0	0/0.0	0	0	0	0	0/0.0
Pittsburgh	0-0	0	0-0	0-0	0-0	0/0.0	0	0	0	0	0/0.0
Providence	0-0	0	0-0	0-0	0-0	0/0.0	0	0	0	0	0/0.0
Rutgers	0-0	0	0-0	0-0	0-0	0/0.0	0	0	0	0	0/0.0
St. John's	0-0	0	0-0	0-0	0-0	0/0.0	0	0	0	0	0/0.0
Seton Hall	0-0	0	0-0	0-0	0-0	0/0.0	0	0	0	0	0/0.0
USF	0-0	0	0-0	0-0	0-0	0/0.0	0	0	0	0	0/0.0
Syracuse	0-0	0	0-0	0-0	0-0	0/0.0	0	0	0	0	0/0.0
Villanova	0-0	0	0-0	0-0	0-0	0/0.0	0	0	0	0	0/0.0
West Virginia	0-0	0	0-0	0-0	0-0	0/0.0	0	0	0	0	0/0.0

## Career Statistics

Season	GP-GS	Min	Avg	FG-A	Pct	3FG-A	Pct	FT-A	Pct	O-D-TOT	Avg	PF-FO	Ast	TO	Blk	Stl	Pts	Avg	
2010-11																			Has Not Played
<b>TOTAL</b>																			Has Not Played

## Career BIG EAST Statistics

Season	GP-GS	Min	Avg	FG-A	Pct	3FG-A	Pct	FT-A	Pct	O-D-TOT	Avg	PF-FO	Ast	TO	Blk	Stl	Pts	Avg	
2010-11																			Has Not Played
<b>TOTAL</b>																			Has Not Played





# 23 Ben Hansbrough | Senior • 6-3 • 203 Poplar Bluff, Mo. • Poplar Bluff

### Career Games With:

Double Figure Points .....57 (31 at ND)  
 20-Plus Points.....11 (7 at ND)  
 30-Plus Points.....N/A  
 10-Plus Rebounds.....1 (1 at ND)  
 10-Plus Assists .....2 (2 at ND)  
 Double-Double .....2 (2 at ND)

### QUICK HITS:

- Has started all 44 contests since putting on an Irish uniform
- Recorded his eighth career 20-point game in the season-opener against Georgia Southern
- Has reached double figures in points in eight contests this season, including four times reaching the 20-point mark
- Has led the team in scoring in five games this season
- Tied a then-career high with 5 three pointers against Liberty, marking the fourth time he had hit that many three's
- Set a new career high in three pointers against Chicago State, drilling 6-10 from beyond the arc
- Set a season high for assists on the season when he dished out 9 against Maine
- Posted best rebounding total of the season, recording an identical 6 boards in back-to-back games at the Old Spice Classic against California and Wisconsin
- Recorded career best 24 points against Indiana State, aided by knocking down a career high 8 field goals (8-12)

## Season and Career Bests

<b>Points</b>	24 (vs. Indiana State 11/30/10)	<b>FG's</b>	8 (vs. Indiana State 11/30/10)
Season	24 (vs. Indiana State 11/30/10)	Season	8 (vs. Indiana State 11/30/10)
Career	24 (vs. Indiana State 11/30/10)	Career	8 (vs. Indiana State 11/30/10)
<b>Rebounds</b>	6 (vs. California 11/26/10)	<b>3PT FG's</b>	6 (vs. Chicago State 11/17/10)
Season	6 (vs. California 11/26/10)	Season	6 (vs. Chicago State 11/17/10)
Career	10 (vs. DePaul 1/23/10)	Career	6 (vs. Chicago State 11/17/10)
<b>Assists</b>	9 (vs. Maine 11/22/10)	<b>FT's</b>	6 (on two occasions)
Season	9 (vs. Maine 11/22/10)	Season	6 (on two occasions)
Career	10 (on two occasions)	Career	10 (vs. Louisville 2/17/10)
<b>Steals</b>	2 (vs. Georgia Southern 11/12/10)	<b>Minutes</b>	45 (vs. Georgia 11/25/10)
Season	2 (vs. Georgia Southern 11/12/10)	Season	45 (vs. Georgia 11/25/10)
Career	4 (on four occasions)	Career	48 (vs. Louisville 2/17/10)
<b>Blocks</b>	--		
Season	--		
Career	1 (on five occasions)		

## Game-By-Game Stats

	Start	FG-A	3P-A	FT-A	Reb	PF	TP	A	TO	BK	S	Min
Georgia Southern	*	7-10	4-7	2-2	3	3	20	4	2	0	2	24
Liberty	*	7-13	5-8	0-0	2	3	19	4	1	0	1	34
Chicago State	*	7-13	6-10	2-5	5	2	22	6	2	0	0	30
Maine	*	2-7	1-2	6-6	2	2	11	9	3	0	0	30
Georgia	*	3-9	1-3	6-9	5	4	13	2	5	0	0	45
California	*	1-3	1-3	4-6	6	3	7	1	2	0	1	30
Wisconsin	*	4-10	1-4	1-1	6	2	10	1	1	0	1	38
Indiana State	*	8-12	4-5	4-4	2	2	24	5	4	0	1	33
Kentucky	*	7-15	5-9	2-3	0	4	21	2	3	0	1	38
Gonzaga												
Stony Brook												
UMBC												
Georgetown												
Syracuse												
Connecticut												
St. John's												
Marquette												
St. John's												
Cincinnati												
Marquette												
Pittsburgh												
DePaul												
Rutgers												
Louisville												
USF												
West Virginia												
Providence												
Seton Hall												
Villanova												
Connecticut												

### Career Stats vs. BIG EAST

Opponent	GP-GS	Min.	FG-A	3PT-A	FTA	Reb.	A	PF	B	S	Pts.
Cincinnati	2-2	78	7-17	3-12	3-6	9/4.5	14	6	0	2	20/10.0
Connecticut	2-2	78	4-19	3-10	9-12	7/3.5	3	9	0	6	20/10.0
DePaul	1-1	34	4-9	2-4	5-7	10/10.0	7	1	0	0	15/15.0
Georgetown	1-1	39	7-10	3-5	4-5	3/3.0	4	3	1	1	21/21.0
Louisville	1-1	48	4-14	3-10	10-12	8/8.0	3	1	0	2	21/21.0
Marquette	1-1	42	1-6	0-5	2-2	2/2.0	3	4	0	1	4/4.0
Pittsburgh	2-2	74	8-16	2-7	2-3	12/6.0	7	5	1	1	20/10.0
Providence	1-1	39	3-8	1-5	3-5	8/8.0	10	2	1	0	10/10.0
Rutgers	1-1	37	6-12	3-4	3-3	5/5.0	5	3	0	4	18/18.0
St. John's	1-1	40	5-8	3-4	0-0	4/4.0	3	3	0	0	13/13.0
Seton Hall	2-2	72	6-16	3-9	2-3	6/3.0	5	5	1	1	17/8.5
USF	2-2	75	5-15	3-8	3-6	8/4.0	5	5	0	0	16/8.0
Syracuse	1-1	31	2-7	2-7	3-3	1/1.0	2	4	0	0	9/9.0
Villanova	1-1	19	2-3	1-2	2-2	1/1.0	2	5	0	1	7/7.0
West Virginia	2-2	79	7-16	5-9	4-8	11/5.5	13	3	0	2	23/11.5


## Career Statistics

Season	GP-GS	Min	Avg	FG-A	Pct	3FG-A	Pct	FT-A	Pct	O-D-TOT	Avg	PF-FO	Ast	TO	Blk	Stl	Pts	Avg
2006-07	35-9	827	23.6	75-175	.429	47-114	.440	58-74	.784	15-83-98	2.8	60-1	112	65	0	35	255	7.3
2007-08	30-28	1005	33.5	98-236	.415	62-173	.358	56-71	.789	20-95-115	3.8	68-2	77	48	2	31	314	10.5
2008-09										Did Not Play Due To Transfer Rules								
2009-10	35-35	1241	35.5	129-284	.454	67-162	.414	94-129	.729	29-107-136	3.9	82-2	153	63	5	37	419	12.0
2010-11	9-9	302	33.6	46-92	.500	28-51	.549	27-36	.750	9-22-31	3.4	25-0	34	23	0	7	147	16.3
<b>TOTAL</b>	<b>109-81</b>	<b>3375</b>	<b>31.0</b>	<b>348-787</b>	<b>.442</b>	<b>204-500</b>	<b>.408</b>	<b>235-310</b>	<b>.758</b>	<b>73-307-380</b>	<b>3.5</b>	<b>235-5</b>	<b>376</b>	<b>199</b>	<b>7</b>	<b>110</b>	<b>1135</b>	<b>10.4</b>

## Career BIG EAST Statistics

Season	GP-GS	Min	Avg	FG-A	Pct	3FG-A	Pct	FT-A	Pct	O-D-TOT	Avg	PF-FO	Ast	TO	Blk	Stl	Pts	Avg
2009-10	18-18	670	37.2	62-149	.416	31-86	.360	50-70	.714	18-69-87	4.8	52-2	76	36	3	19	205	11.4
2010-11										Has Not Played								
<b>TOTAL</b>	<b>18-18</b>	<b>670</b>	<b>37.2</b>	<b>62-149</b>	<b>.416</b>	<b>31-86</b>	<b>.360</b>	<b>50-70</b>	<b>.714</b>	<b>18-69-87</b>	<b>4.8</b>	<b>52-2</b>	<b>76</b>	<b>36</b>	<b>3</b>	<b>19</b>	<b>205</b>	<b>11.4</b>





# 25 Tom Knight | Sophomore • 6-10 • 253 Dixfield, Maine • Dirigo

### Career Games With:

Double Figure Points.....	N/A
20-Plus Points.....	N/A
30-Plus Points.....	N/A
10-Plus Rebounds.....	N/A
10-Plus Assists.....	N/A
Double-Double.....	N/A

### QUICK HITS:

- After sitting out last season, scored first points of Irish career against Georgia Southern in a 7-point, 4-rebound performance over his 9 minutes of game time
- Has seen playing time in four games on the year (Georgia Southern, Liberty, Chicago State, Maine)
- Recorded first block of Irish career against Chicago State

## Season and Career Bests

<b>Points</b>	Season 7 (vs. Georgia Southern 11/12/10) Career 7 (vs. Georgia Southern 11/12/10)	<b>FG's</b>	Season 3 (vs. Georgia Southern 11/12/10) Career 3 (vs. Georgia Southern 11/12/10)
<b>Rebounds</b>	Season 4 (vs. Georgia Southern 11/12/10) Career 4 (vs. Georgia Southern 11/12/10)	<b>3PT FG's</b>	Season -- Career --
<b>Assists</b>	Season 1 (on two occasions) Career 1 (on two occasions)	<b>FT's</b>	Season 1 (vs. Georgia Southern 11/12/10) Career 1 (vs. Georgia Southern 11/12/10)
<b>Steals</b>	Season -- Career --	<b>Minutes</b>	Season 9 (vs. Georgia Southern 11/12/10) Career 9 (vs. Georgia Southern 11/12/10)
<b>Blocks</b>	Season 1 (vs. Chicago State 11/17/10) Career 1 (vs. Chicago State 11/17/10)		

## Game-By-Game Stats

	Start	FG-A	3P-A	FT-A	Reb	PF	TP	A	TO	BK	S	Min
Georgia Southern		3-3	0-0	1-1	4	1	7	1	1	0	0	9
Liberty		0-1	0-0	0-0	1	0	0	1	0	0	0	1
Chicago State		0-2	0-0	0-0	2	0	0	0	0	1	0	7
Maine		1-2	0-0	0-0	0	0	2	0	0	0	0	6
Georgia												DNP
California												DNP
Wisconsin												DNP
Indiana State												DNP
Kentucky												DNP
Gonzaga												
Stony Brook												
UMBC												
Georgetown												
Syracuse												
Connecticut												
St. John's												
Marquette												
St. John's												
Cincinnati												
Marquette												
Pittsburgh												
DePaul												
Rutgers												
Louisville												
USF												
West Virginia												
Providence												
Seton Hall												
Villanova												
Connecticut												

### Career Stats vs. BIG EAST

Opponent	GP-GS	Min.	FG-A	3PT-A	FT-A	Reb.	A	PF	B	S	Pts.
Cincinnati	0-0	0	0-0	0-0	0-0	0/0.0	0	0	0	0	0/0.0
Connecticut	0-0	0	0-0	0-0	0-0	0/0.0	0	0	0	0	0/0.0
DePaul	0-0	0	0-0	0-0	0-0	0/0.0	0	0	0	0	0/0.0
Georgetown	0-0	0	0-0	0-0	0-0	0/0.0	0	0	0	0	0/0.0
Louisville	0-0	0	0-0	0-0	0-0	0/0.0	0	0	0	0	0/0.0
Marquette	0-0	0	0-0	0-0	0-0	0/0.0	0	0	0	0	0/0.0
Pittsburgh	0-0	0	0-0	0-0	0-0	0/0.0	0	0	0	0	0/0.0
Providence	0-0	0	0-0	0-0	0-0	0/0.0	0	0	0	0	0/0.0
Rutgers	0-0	0	0-0	0-0	0-0	0/0.0	0	0	0	0	0/0.0
St. John's	0-0	0	0-0	0-0	0-0	0/0.0	0	0	0	0	0/0.0
Seton Hall	0-0	0	0-0	0-0	0-0	0/0.0	0	0	0	0	0/0.0
USF	0-0	0	0-0	0-0	0-0	0/0.0	0	0	0	0	0/0.0
Syracuse	0-0	0	0-0	0-0	0-0	0/0.0	0	0	0	0	0/0.0
Villanova	0-0	0	0-0	0-0	0-0	0/0.0	0	0	0	0	0/0.0
West Virginia	0-0	0	0-0	0-0	0-0	0/0.0	0	0	0	0	0/0.0


## Career Statistics

Season	GP-GS	Min	Avg	FG-A	Pct	3FG-A	Pct	FT-A	Pct	O-D-TOT	Avg	PF-FO	Ast	TO	Blk	Stl	Pts	Avg	
2009-10										Did Not Play									
2010-11	4-0	23	5.8	4-8	.500	0-0	.000	1-1	1.000	4-3-7	1.8	1-0	2	1	1	0	9	2.3	
<b>TOTAL</b>	<b>4-0</b>	<b>23</b>	<b>5.8</b>	<b>4-8</b>	<b>.500</b>	<b>0-0</b>	<b>.000</b>	<b>1-1</b>	<b>1.000</b>	<b>4-3-7</b>	<b>1.8</b>	<b>1-0</b>	<b>2</b>	<b>1</b>	<b>1</b>	<b>0</b>	<b>9</b>	<b>2.3</b>	

## Career BIG EAST Statistics

Season	GP-GS	Min	Avg	FG-A	Pct	3FG-A	Pct	FT-A	Pct	O-D-TOT	Avg	PF-FO	Ast	TO	Blk	Stl	Pts	Avg	
2009-10										Did Not Play									
2010-11										Has Not Played									
<b>TOTAL</b>										<b>Has Not Played</b>									





# 32 Joey Brooks | Sophomore • 6-6 • 215 Houston, Texas • Strake Jesuit Prep School

### Career Games With:

Double Figure Points .....	1
20-Plus Points .....	N/A
30-Plus Points .....	N/A
10-Plus Rebounds .....	N/A
10-Plus Assists .....	N/A
Double-Double .....	N/A

### QUICK HITS:

- Has played in eight games on season
- Recorded double-digit minutes of action in four contests this season
- Played career high in minutes in the season opener against Georgia Southern, seeing 19 minutes of action (7 points, 3 rebounds)
- Matched his career high of four rebounds against Chicago State

## Season and Career Bests

<b>Points</b>	7 (vs. Georgia Southern 11/12/10) 12 (vs. Bucknell 12/22/09)	<b>FG's</b>	3 (vs. Georgia Southern 11/12/10) 3 (on two occasions)
<b>Rebounds</b>	4 (vs. Chicago State 11/17/10) 4 (on two occasions)	<b>3PT FG's</b>	1 (vs. Georgia Southern 11/12/10) 1 (on five occasions)
<b>Assists</b>	2 (vs. Georgia Southern 11/12/10) 2 (on two occasions)	<b>FT's</b>	3 (vs. Chicago State 11/17/10) 6 (vs. Bucknell 12/22/09)
<b>Steals</b>	3 (vs. Georgia Southern 11/12/10) 3 (vs. Georgia Southern 11/12/10)	<b>Minutes</b>	19 (vs. Georgia Southern 11/12/10) 19 (vs. Georgia Southern 11/12/10)
<b>Blocks</b>	-- --		

## Game-By-Game Stats

	Start	FG-A	3P-A	FT-A	Reb	PF	TP	A	TO	BK	S	Min
Georgia Southern	3-7	1-4	0-0	0-0	3	2	7	2	1	0	3	19
Liberty	2-2	0-0	0-0	0-0	3	1	4	1	0	0	0	12
Chicago State	1-6	0-4	3-6	4	0	5	1	2	0	1	17	
Maine	0-0	0-0	0-0	0	2	0	1	1	0	0	9	
Georgia	0-0	0-0	0-0	0	0	0	0	1	0	0	2	
California	0-0	0-0	0-0	0	1	0	0	0	0	0	5	
Wisconsin					DNP							
Indiana State	0-0	0-0	2-4	3	1	2	1	0	0	0	11	
Kentucky	0-0	0-0	0-0	0	0	0	0	0	0	0	4	
Gonzaga												
Stony Brook												
UMBC												
Georgetown												
Syracuse												
Connecticut												
St. John's												
Marquette												
St. John's												
Cincinnati												
Marquette												
Pittsburgh												
DePaul												
Rutgers												
Louisville												
USF												
West Virginia												
Providence												
Seton Hall												
Villanova												
Connecticut												

### Career Stats vs. BIG EAST

Opponent	GP-GS	Min.	FG-A	3PT-A	FT-A	Reb.	A	PF	B	S	Pts.
Cincinnati	2-0	3	1-1	1-1	0-0	1/0.5	0	0	0	0	3/1.5
Connecticut	2-0	1	0-0	0-0	0-0	1/0.5	1	1	0	0	0/0.0
DePaul	1-0	2	0-0	0-0	0-0	1/1.0	0	0	0	0	0/0.0
Georgetown	0-0	0	0-0	0-0	0-0	0/0.0	0	0	0	0	0/0.0
Louisville	1-0	2	0-0	0-0	0-0	0/0.0	0	1	0	0	0/0.0
Marquette	0-0	0	0-0	0-0	0-0	0/0.0	0	0	0	0	0/0.0
Pittsburgh	0-0	0	0-0	0-0	0-0	0/0.0	0	0	0	0	0/0.0
Providence	0-0	0	0-0	0-0	0-0	0/0.0	0	0	0	0	0/0.0
Rutgers	1-0	3	0-1	0-0	0-0	0/0.0	0	0	0	1	0/0.0
St. John's	1-0	5	0-0	0-0	2-2	0/0.0	0	0	0	0	2/2.0
Seton Hall	2-0	8	1-1	0-0	1-2	0/0.0	0	2	0	1	3/1.5
USF	0-0	0	0-0	0-0	0-0	0/0.0	0	0	0	0	0/0.0
Syracuse	0-0	0	0-0	0-0	0-0	0/0.0	0	0	0	0	0/0.0
Villanova	1-0	7	1-2	0-0	0-0	0/0.0	1	0	0	1	2/2.0
West Virginia	1-0	9	2-3	1-1	0-0	0/0.0	0	1	0	0	5/5.0


## Career Statistics

Season	GP-GS	Min	Avg	FG-A	Pct	3FG-A	Pct	FT-A	Pct	O-D-TOT	Avg	PF-FO	Ast	TO	Blk	Stl	Pts	Avg
2009-10	22-0	86	3.9	15-31	.484	4-7	.571	11-16	.688	5-4-9	0.4	12-0	4	5	0	9	45	2.0
2010-11	8-0	79	9.9	6-15	.400	1-8	.125	5-10	.500	4-9-13	1.6	7-0	6	5	0	4	18	2.3
<b>TOTAL</b>	<b>30-0</b>	<b>165</b>	<b>5.5</b>	<b>21-46</b>	<b>.457</b>	<b>5-15</b>	<b>.333</b>	<b>16-26</b>	<b>.615</b>	<b>9-13-22</b>	<b>0.7</b>	<b>19-0</b>	<b>10</b>	<b>10</b>	<b>0</b>	<b>13</b>	<b>63</b>	<b>2.1</b>

## Career BIG EAST Statistics

Season	GP-GS	Min	Avg	FG-A	Pct	3FG-A	Pct	FT-A	Pct	O-D-TOT	Avg	PF-FO	Ast	TO	Blk	Stl	Pts	Avg
2009-10	11-0	39	3.5	5-8	.625	2-2	1.000	3-4	.750	0-3-3	0.3	5-0	2	1	0	3	15	1.4
2010-11										Has Not Played								
<b>TOTAL</b>	<b>11-0</b>	<b>39</b>	<b>3.5</b>	<b>5-8</b>	<b>.625</b>	<b>2-2</b>	<b>1.000</b>	<b>3-4</b>	<b>.750</b>	<b>0-3-3</b>	<b>0.3</b>	<b>5-0</b>	<b>2</b>	<b>1</b>	<b>0</b>	<b>3</b>	<b>15</b>	<b>1.4</b>





# 33 Mike Broghammer | Sophomore • 6-9 • 248 Orono, Minn. • Hopkins

### Career Games With:

Double Figure Points.....	N/A
20-Plus Points.....	N/A
30-Plus Points.....	N/A
10-Plus Rebounds.....	N/A
10-Plus Assists.....	N/A
Double-Double.....	N/A

### QUICK HITS:

- Matched career high in points and minutes in season opener against Georgia Southern, recording 5 points in 11 minutes of action
- Set career high in rebounds against Chicago State, pulling down four boards in the contest

## Season and Career Bests

<b>Points</b>	Season 5 (vs. Georgia Southern 11/12/10) Career 5 (on three occasions)	<b>FG's</b>	Season 2 (on two occasions) Career 2 (on five occasions)
<b>Rebounds</b>	Season 4 (vs. Chicago State 11/17/10) Career 4 (vs. Chicago State 11/17/10)	<b>3PT FG's</b>	Season -- Career 1 (vs. Bucknell 12/22/09)
<b>Assists</b>	Season -- Career 1 (on two occasions)	<b>FT's</b>	Season 1 (vs. Georgia Southern 11/12/10) Career 1 (on five occasions)
<b>Steals</b>	Season -- Career 2 (vs. Louisville 2/17/10)	<b>Minutes</b>	Season 11 (vs. Georgia Southern 11/12/10) Career 11 (on two occasions)
<b>Blocks</b>	Season 1 (vs. Georgia Southern 11/12/10) Career 1 (on two occasions)		

## Game-By-Game Stats

	Start	FG-A	3P-A	FT-A	Reb	PF	TP	A	TO	BK	S	Min
Georgia Southern	2-6	0-0	1-2	2	4	5	0	0	1	0	11	
Liberty	0-1	0-0	0-0	1	0	0	0	0	0	0	1	
Chicago State	2-4	0-0	0-2	4	3	4	0	1	0	0	10	
Maine	0-0	0-0	0-0	0	0	0	0	1	0	0	4	
Georgia												DNP
California												DNP
Wisconsin												DNP
Indiana State												DNP
Kentucky												DNP
Gonzaga												
Stony Brook												
UMBC												
Georgetown												
Syracuse												
Connecticut												
St. John's												
Marquette												
St. John's												
Cincinnati												
Marquette												
Pittsburgh												
DePaul												
Rutgers												
Louisville												
USF												
West Virginia												
Providence												
Seton Hall												
Villanova												
Connecticut												

### Career Stats vs. BIG EAST

Opponent	GP-GS	Min.	FG-A	3PT-A	FT-A	Reb.	A	PF	B	S	Pts.
Cincinnati	0-0	0	0-0	0-0	0-0	0/0.0	0	0	0	0	0/0.0
Connecticut	1-0	1	0-0	0-0	0-0	0/0.0	0	0	0	0	0/0.0
DePaul	0-0	0	0-0	0-0	0-0	0/0.0	0	0	0	0	0/0.0
Georgetown	0-0	0	0-0	0-0	0-0	0/0.0	0	0	0	0	0/0.0
Louisville	1-0	10	1-2	0-0	0-0	1/1.0	0	5	0	2	2/2.0
Marquette	0-0	0	0-0	0-0	0-0	0/0.0	0	0	0	0	0/0.0
Pittsburgh	1-0	3	0-1	0-0	0-0	0/0.0	0	0	0	0	0/0.0
Providence	0-0	0	0-0	0-0	0-0	0/0.0	0	0	0	0	0/0.0
Rutgers	0-0	0	0-0	0-0	0-0	0/0.0	0	0	0	0	0/0.0
St. John's	0-0	0	0-0	0-0	0-0	0/0.0	0	0	0	0	0/0.0
Seton Hall	0-0	0	0-0	0-0	0-0	0/0.0	0	0	0	0	0/0.0
USF	0-0	0	0-0	0-0	0-0	0/0.0	0	0	0	0	0/0.0
Syracuse	0-0	0	0-0	0-0	0-0	0/0.0	0	0	0	0	0/0.0
Villanova	0-0	0	0-0	0-0	0-0	0/0.0	0	0	0	0	0/0.0
West Virginia	0-0	0	0-0	0-0	0-0	0/0.0	0	0	0	0	0/0.0


## Career Statistics

Season	GP-GS	Min	Avg	FG-A	Pct	3FG-A	Pct	FT-A	Pct	O-D-TOT	Avg	PF-FO	Ast	TO	Blk	Stl	Pts	Avg
2009-10	13-0	71	5.5	10-22	.455	1-4	.250	3-7	.429	8-6-14	1.1	13-1	2	4	1	4	24	1.8
2010-11	4-0	26	6.5	4-11	.364	0-0	.000	1-4	.250	5-2-7	1.8	7-0	0	2	1	0	9	2.3
<b>TOTAL</b>	<b>17-0</b>	<b>97</b>	<b>5.7</b>	<b>14-33</b>	<b>.424</b>	<b>1-4</b>	<b>.250</b>	<b>4-11</b>	<b>.364</b>	<b>13-8-21</b>	<b>1.2</b>	<b>20-1</b>	<b>2</b>	<b>6</b>	<b>2</b>	<b>4</b>	<b>33</b>	<b>1.9</b>

## Career BIG EAST Statistics

Season	GP-GS	Min	Avg	FG-A	Pct	3FG-A	Pct	FT-A	Pct	O-D-TOT	Avg	PF-FO	Ast	TO	Blk	Stl	Pts	Avg
2009-10	3-0	14	4.7	1-3	.333	0-0	.000	0-0	.000	1-0-1	0.3	5-1	0	1	0	2	2	0.7
2010-11										Has Not Played								
<b>TOTAL</b>	<b>3-0</b>	<b>14</b>	<b>4.7</b>	<b>1-3</b>	<b>.333</b>	<b>0-0</b>	<b>.000</b>	<b>0-0</b>	<b>.000</b>	<b>1-0-1</b>	<b>0.3</b>	<b>5-1</b>	<b>0</b>	<b>1</b>	<b>0</b>	<b>2</b>	<b>2</b>	<b>0.7</b>





# 34 Carleton Scott | Senior • 6-8 • 218 San Antonio, Texas • James Madison

### Career Games With:

Double Figure Points.....	11
20-Plus Points.....	N/A
30-Plus Points.....	N/A
10-Plus Rebounds.....	7
10-Plus Assists.....	N/A
Double-Double.....	6

### QUICK HITS:

- Has started in 18 consecutive contests for the Irish
- Has reached double figures in points seven times this season
- Recorded first double-double of the season against Chicago State, posting 17 points (matches career high) along with a team-leading 11 rebounds
- Also matched career high in three-point field goals with three against the Cougars
- Tied career high in three pointers the following game against Maine, netting three more
- Posted back-to-back double-doubles at the Old Spice Classic against Georgia (11 pts., 11 rebs.) and California (16 pts., 10 rebs.) and finished tourney with 12 points against Wisconsin, earning a spot on All-Tournament Team
- Tied career high with 4 blocks against Indiana State, while also reaching double figures in the sixth-straight contest

## Season and Career Bests

<b>Points</b>	Season 17 (vs. Chicago State 11/17/10) Career 17 (on two occasions)	<b>FG's</b>	Season 6 (vs. Chicago State 11/17/10) Career 7 (vs. Georgetown 2/27/10)
<b>Rebounds</b>	Season 11 (on two occasions) Career 14 (vs. Connecticut 3/3/10)	<b>3PT FG's</b>	Season 3 (on two occasions) Career 3 (on three occasions)
<b>Assists</b>	Season 4 (vs. Georgia Southern 11/12/10) Career 4 (vs. Georgia Southern 11/12/10)	<b>FT's</b>	Season 6 (vs. California 11/26/10) Career 6 (vs. California 11/26/10)
<b>Steals</b>	Season 2 (vs. California 11/26/10) Career 2 (on two occasions)	<b>Minutes</b>	Season 38 (on two occasions) Career 42 (at Marquette 3/6/10)
<b>Blocks</b>	Season 4 (vs. Indiana State 11/30/10) Career 4 (on two occasions)		

## Game-By-Game Stats

	Start	FG-A	3P-A	FT-A	Reb	PF	TP	A	TO	BK	S	Min
Georgia Southern	*	2-3	0-1	2-2	7	4	6	4	0	0	1	20
Liberty	*	2-6	0-3	0-2	6	3	4	2	3	2	0	25
Chicago State	*	6-8	3-4	2-2	11	4	17	3	2	3	1	23
Maine	*	4-7	3-4	0-0	2	1	11	0	0	2	1	24
Georgia	*	5-12	1-6	0-0	11	5	11	3	4	0	0	38
California	*	5-17	0-9	6-6	10	1	16	2	1	3	2	35
Wisconsin	*	4-8	2-5	2-2	7	3	12	0	2	3	0	38
Indiana State	*	4-7	1-3	2-2	8	4	11	2	1	4	0	35
Kentucky	*	4-11	0-4	2-3	8	3	10	1	0	2	0	31
Gonzaga												
Stony Brook												
UMBC												
Georgetown												
Syracuse												
Connecticut												
St. John's												
Marquette												
St. John's												
Cincinnati												
Marquette												
Pittsburgh												
DePaul												
Rutgers												
Louisville												
USF												
West Virginia												
Providence												
Seton Hall												
Villanova												
Connecticut												

Opponent	GP-GS	Min.	FG-A	3PT-A	FT-A	Reb.	A	PF	B	S	Pts.
Cincinnati	3-0	35	5-10	1-4	0-1	7/2.3	0	6	2	1	11/3.7
Connecticut	4-1	55	4-12	2-6	2-4	16/4.0	4	3	4	1	12/3.0
DePaul	1-0	8	0-2	0-1	0-0	1/1.0	0	0	0	0	0/0.0
Georgetown	1-1	35	7-8	3-4	0-0	9/9.0	3	3	3	2	17/17.0
Louisville	3-1	37	2-5	1-2	4-4	7/2.3	1	5	4	1	9/3.0
Marquette	1-1	42	5-10	1-3	3-4	13/13.0	1	2	0	0	14/14.0
Pittsburgh	2-1	53	5-7	2-3	0-0	5/2.5	2	8	1	1	12/6.0
Providence	2-0	3	0-0	0-0	0-0	1/0.5	0	2	0	0	0/0.0
Rutgers	1-0	0	0-0	0-0	0-0	0/0	0	0	0	0	0/0.0
St. John's	2-0	28	3-6	1-2	0-0	6/3.0	3	4	1	0	7/3.5
Seton Hall	2-1	31	6-11	1-4	0-0	11/5.5	1	5	1	1	13/6.5
USF	2-0	17	1-1	1-1	0-0	6/3.0	1	2	2	0	3/1.5
Syracuse	2-0	20	1-5	0-2	0-0	9/4.5	2	3	0	0	2/1.0
Villanova	2-0	13	0-1	0-1	0-0	2/1.0	1	3	3	1	0/0.0
West Virginia	2-1	35	3-7	2-5	0-0	5/2.5	2	2	1	0	8/4.0

## Career Statistics

Season	GP-GS	Min	Avg	FG-A	Pct	3FG-A	Pct	FT-A	Pct	O-D-TOT	Avg	PF-FO	Ast	TO	Blk	Stl	Pts	Avg
2007-08										Did Not Play								
2008-09	20-0	90	4.5	20-31	.645	3-7	.429	7-9	.778	6-17-23	1.2	10-0	7	2	3	5	50	2.5
2009-10	34-9	641	18.9	68-138	.493	19-54	.352	16-21	.762	45-112-157	4.6	63-3	37	29	37	16	171	5.0
2010-11	9-9	269	29.9	36-79	.456	10-39	.256	16-19	.842	12-58-70	7.8	28-1	17	13	19	5	98	10.9
<b>TOTAL</b>	<b>63-18</b>	<b>1000</b>	<b>15.9</b>	<b>124-248</b>	<b>.500</b>	<b>32-100</b>	<b>.320</b>	<b>39-49</b>	<b>.796</b>	<b>63-187-250</b>	<b>4.0</b>	<b>101-4</b>	<b>61</b>	<b>44</b>	<b>59</b>	<b>26</b>	<b>319</b>	<b>5.1</b>

## Career BIG EAST Statistics

Season	GP-GS	Min	Avg	FG-A	Pct	3FG-A	Pct	FT-A	Pct	O-D-TOT	Avg	PF-FO	Ast	TO	Blk	Stl	Pts	Avg
2007-08										Did Not Play								
2008-09	11-0	16	1.5	4-6	.667	1-2	.500	0-0	.000	0-5-5	0.5	3-0	0	0	1	0	9	0.8
2009-10	17-5	317	18.6	29-65	.446	13-30	.433	9-13	.692	20-60-80	4.7	32-1	18	11	19	7	80	4.7
2010-11										Has Not Played								
<b>TOTAL</b>	<b>28-5</b>	<b>333</b>	<b>11.9</b>	<b>33-71</b>	<b>.465</b>	<b>14-32</b>	<b>.438</b>	<b>9-13</b>	<b>.692</b>	<b>20-65-85</b>	<b>3.0</b>	<b>35-1</b>	<b>18</b>	<b>11</b>	<b>20</b>	<b>7</b>	<b>89</b>	<b>3.2</b>





# 45 Jack Cooley | Sophomore • 6-9 • 244 Glenview, Ill. • Glenbrook South

### Career Games With:

Double Figure Points.....	2
20-Plus Points.....	N/A
30-Plus Points.....	N/A
10-Plus Rebounds.....	N/A
10-Plus Assists.....	N/A
Double-Double.....	N/A

### QUICK HITS:

- Played 10+ minutes in six games on the season
- Recorded double figure points for the first time in Irish career against Georgia Southern, netting 11 points
- Set career high in points (13) and field goals (6) against Maine, along with matching his career high in blocks with two
- Recorded season-best 18 minutes against Georgia in opening round of Old Spice Classic

## Season and Career Bests

<b>Points</b>		<b>FG's</b>	
Season	13 (vs. Maine 11/22/10)	Season	6 (vs. Maine 11/22/10)
Career	13 (vs. Maine 11/22/10)	Career	6 (vs. Maine 11/22/10)
<b>Rebounds</b>		<b>3PT FG's</b>	
Season	6 (vs. Georgia Southern 11/12/10)	Season	--
Career	8 (vs. Bucknell 12/22/09)	Career	--
<b>Assists</b>		<b>FT's</b>	
Season	2 (on two occasions)	Season	3 (on two occasions)
Career	2 (on two occasions)	Career	3 (on two occasions)
<b>Steals</b>		<b>Minutes</b>	
Season	--	Season	18 (vs. Georgia 11/25/10)
Career	2 (vs. Louisville 2/17/10)	Career	19 (vs. Louisville 2/17/10)
<b>Blocks</b>			
Season	2 (vs. Maine 11/22/10)		
Career	2 (vs. Bucknell 12/22/09)		

## Game-By-Game Stats

	Start	FG-A	3P-A	FT-A	Reb	PF	TP	A	TO	BK	S	Min
Georgia Southern		4-5	0-0	3-3	6	2	11	1	0	1	0	16
Liberty		0-0	0-0	0-0	4	2	0	0	2	0	0	12
Chicago State		3-4	0-0	0-2	5	1	6	0	0	1	0	13
Maine		6-7	0-0	1-1	5	2	13	0	2	2	0	14
Georgia		2-5	0-0	3-4	4	0	7	2	0	0	0	18
California		0-3	0-0	1-2	2	2	1	1	0	1	0	8
Wisconsin		0-0	0-0	0-0	2	0	0	0	0	0	0	7
Indiana State		0-0	0-0	0-0	0	1	0	0	0	0	0	1
Kentucky		2-3	0-0	0-2	5	3	4	2	1	0	0	13
Gonzaga												
Stony Brook												
UMBC												
Georgetown												
Syracuse												
Connecticut												
St. John's												
Marquette												
St. John's												
Cincinnati												
Marquette												
Pittsburgh												
DePaul												
Rutgers												
Louisville												
USF												
West Virginia												
Providence												
Seton Hall												
Villanova												
Connecticut												

### Career Stats vs. BIG EAST

Opponent	GP-GS	Min.	FG-A	3PT-A	FT-A	Reb.	A	PF	B	S	Pts.
Cincinnati	1-0	1	0-0	0-0	0-0	0/0.0	0	0	0	0	0/0.0
Connecticut	2-0	9	1-2	0-0	1-2	3/1.5	0	2	0	0	3/1.5
DePaul	0-0	0	0-0	0-0	0-0	0/0.0	0	0	0	0	0/0.0
Georgetown	1-0	12	2-2	0-0	0-0	3/3.0	0	0	0	0	4/4.0
Louisville	1-0	19	1-1	0-0	0-1	5/5.0	0	5	1	2	2/2.0
Marquette	0-0	0	0-0	0-0	0-0	0/0.0	0	0	0	0	0/0.0
Pittsburgh	1-0	13	0-1	0-0	0-1	4/4.0	0	3	1	0	0/0.0
Providence	0-0	0	0-0	0-0	0-0	0/0.0	0	0	0	0	0/0.0
Rutgers	0-0	0	0-0	0-0	0-0	0/0.0	0	0	0	0	0/0.0
St. John's	1-0	1	0-0	0-0	0-0	0/0.0	0	0	0	0	0/0.0
Seton Hall	0-0	2	0-0	0-0	0-0	0/0.0	0	0	0	0	0/0.0
USF	1-0	0	0-0	0-0	0-0	0/0.0	0	1	0	0	0/0.0
Syracuse	0-0	0	0-0	0-0	0-0	0/0.0	0	0	0	0	0/0.0
Villanova	1-0	3	0-0	0-0	0-0	0/0.0	0	0	0	0	0/0.0
West Virginia	0-0	0	0-0	0-0	0-0	0/0.0	0	0	0	0	0/0.0

## Career Statistics

Season	GP-GS	Min	Avg	FG-A	Pct	3FG-A	Pct	FT-A	Pct	O-D-TOT	Avg	PF-FO	Ast	TO	Blk	Stl	Pts	Avg
2009-10	21-0	111	5.3	8-20	.400	0-0	.000	4-12	.333	22-15-37	1.8	19-1	1	4	5	3	20	1.0
2010-11	9-0	102	11.3	17-27	.630	0-0	.000	8-14	.571	16-17-33	3.7	13-0	6	5	5	1	42	4.7
<b>TOTAL</b>	<b>30-0</b>	<b>213</b>	<b>7.1</b>	<b>25-47</b>	<b>.532</b>	<b>0-0</b>	<b>.000</b>	<b>12-26</b>	<b>.462</b>	<b>38-32-70</b>	<b>2.3</b>	<b>32-1</b>	<b>7</b>	<b>9</b>	<b>10</b>	<b>4</b>	<b>62</b>	<b>2.1</b>

## Career BIG EAST Statistics

Season	GP-GS	Min	Avg	FG-A	Pct	3FG-A	Pct	FT-A	Pct	O-D-TOT	Avg	PF-FO	Ast	TO	Blk	Stl	Pts	Avg
2009-10	9-0	59	6.6	4-6	.667	0-0	.000	1-4	.250	7-8-15	1.7	14-1	0	1	2	2	9	1.0
2010-11										Has Not Played								
<b>TOTAL</b>	<b>9-0</b>	<b>59</b>	<b>6.6</b>	<b>4-6</b>	<b>.667</b>	<b>0-0</b>	<b>.000</b>	<b>1-4</b>	<b>.250</b>	<b>7-8-15</b>	<b>1.7</b>	<b>14-1</b>	<b>0</b>	<b>1</b>	<b>2</b>	<b>2</b>	<b>9</b>	<b>1.0</b>




GAME #1	NOTRE DAME		98								
GEORGIA SOUTHERN		61									
November 12, 2010 • Notre Dame, Ind.											
Purcell Pavilion at the Joyce Center											
Georgia Southern	FG-A	3FG-A	FTA	REB	PF	TP	A	TO	BK	ST	MIN
Marvin Baynham	1-2	0-0	0-0	1-3-4	5	2	0	1	0	0	18
Cameron Baskerville	0-2	0-1	0-0	0-0-0	3	0	1	2	1	1	13
Ben Drayton III	3-10	2-6	2-2	0-3-0	0	10	4	5	0	1	35
Eric Ferguson	6-11	0-1	14-16	2-3-5	4	26	1	5	0	1	37
Jelani Hewitt	1-6	1-4	0-1	1-1-2	4	3	2	2	0	1	23
Rory Spencer	5-10	0-0	8-13	2-5-7	3	18	2	1	2	1	34
Tre Bussey	0-6	0-2	0-0	2-3-5	2	0	1	1	0	0	28
Zuri James	0-1	0-1	2-2	0-0-0	0	2	0	0	0	0	3
Sam Mike	0-0	0-0	0-0	0-0-0	3	0	0	0	0	0	9
Team	0-1-1										
<b>Totals</b>	<b>16-48</b>	<b>3-15</b>	<b>26-34</b>	<b>8-19-27</b>	<b>24</b>	<b>61</b>	<b>11</b>	<b>17</b>	<b>3</b>	<b>4</b>	<b>200</b>
<b>Total FG%</b>	<b>1st Half: 5-23, 21.7%</b>		<b>2nd Half: 11-25, 44.0%</b>		<b>Game: 33.3%</b>						
<b>3-PT FG%</b>	<b>1st Half: 1-10, 10.0%</b>		<b>2nd Half: 2-5, 40.0%</b>		<b>Game: 20.0%</b>						
<b>FT %</b>	<b>1st Half: 12-15, 80.0%</b>		<b>2nd Half: 14-19, 73.7%</b>		<b>Game: 76.5%</b>						
<b>Deadball Rebounds: 3</b>											
Notre Dame	FG-A	3FG-A	FTA	REB	PF	TP	A	TO	BK	ST	MIN
Tyrone Nash	2-3	0-0	3-4	0-2-2	2	7	1	1	0	1	22
Tim Abramaitis	2-13	1-7	5-6	1-4-5	1	10	3	1	0	1	22
Carleton Scott	2-3	0-1	2-2	1-6-7	4	6	4	0	0	1	20
Scott Martin	2-7	0-3	3-3	1-4-5	4	7	2	2	0	0	22
Ben Hansbrough	7-10	4-7	2-2	0-3-3	3	20	4	2	0	2	24
Eric Atkins	4-4	1-1	0-0	0-3-3	1	9	3	2	0	0	22
Tom Kopko	0-2	0-1	0-0	1-0-1	0	0	0	0	0	0	3
Alex Dragicevich	2-5	1-2	4-4	1-2-3	1	9	0	0	0	0	10
Tom Knight	3-3	0-0	1-1	3-1-4	1	7	1	1	0	0	9
Joey Brooks	3-7	1-4	0-0	2-1-3	2	7	2	1	0	3	19
Mike Broghammer	2-6	0-0	1-2	2-0-2	4	5	0	1	0	1	11
Jack Cooley	4-5	0-0	3-3	4-2-6	2	11	1	0	1	1	16
Team	1-1-2										
<b>Totals</b>	<b>33-68</b>	<b>8-26</b>	<b>24-27</b>	<b>17-29-46</b>	<b>25</b>	<b>98</b>	<b>21</b>	<b>10</b>	<b>2</b>	<b>8</b>	<b>200</b>
<b>Total FG%</b>	<b>1st Half: 20-33, 60.6%</b>		<b>2nd Half: 13-35, 37.1%</b>		<b>Game: 48.5%</b>						
<b>3-PT FG%</b>	<b>1st Half: 5-13, 38.5%</b>		<b>2nd Half: 3-13, 23.1%</b>		<b>Game: 30.8%</b>						
<b>FT %</b>	<b>1st Half: 17-19, 89.5%</b>		<b>2nd Half: 7-8, 87.5%</b>		<b>Game: 88.9%</b>						
<b>Deadball Rebounds: 2</b>											
<b>SCORE BY PERIODS</b>	<b>1</b>		<b>2</b>		<b>F</b>						
Georgia Southern	23		38		61						
Notre Dame	62		36		98						
<b>OFFICIALS:</b> William McCarthy, Mike Roberts, Chris Beaver											
<b>TECHNICALS:</b> Georgia Southern - None. Notre Dame - None.											
<b>ATTENDANCE:</b> 8,165											
<b>Notes:</b> Notre Dame improved to 88-18 all-time in season openers and 37-6 in openers at Purcell Pavilion ... The Irish are 11-0 all-time in season opener under Mike Brey ... Notre Dame improved to 20-1 all-time against team from the Southern Conference ... Notre Dame's 98 points were the highest point-total in a season-opening game since a 99-53 victory over New Hampshire to open the 2001-02 campaign ... The 37-point win was the largest point in a season opener since a 43-point win (92-49) against IPFW to start the 2006-07 season ... The 62 first-half points matched the most in a first half under Mike Brey ... Notre Dame held Georgia Southern to just five field goals in the first half which matched the fewest by an Irish team under Brey ... Ben Hansbrough scored his 1,000 career point and topped the 20-plus point mark for the eighth time in his career ... Jack Cooley's 11 points were a career high and the first time that he had scored in double figures.											

GAME #3	NOTRE DAME		102								
CHICAGO STATE		62									
November 17, 2010 • Notre Dame, Ind.											
Purcell Pavilion at the Joyce Center											
Chicago State	FG-A	3FG-A	FTA	REB	PF	TP	A	TO	BK	ST	MIN
Carl Montgomery	6-16	1-2	1-2	3-4-7	2	14	0	2	0	1	29
Hajji Martin	4-6	0-0	6-10	3-5-8	3	14	0	1	0	1	22
Christian Wall	4-12	2-5	4-4	0-4-4	4	14	5	2	1	2	35
Victor Scott	3-7	2-6	1-2	0-0-0	3	9	4	0	0	0	31
Antonio Lofton	0-3	0-2	1-2	0-1-1	3	1	4	3	0	0	18
Steve Martin Jr.	0-0	0-0	0-0	0-0-0	0	0	1	1	0	0	9
Ardarius Simmons	1-4	0-1	0-0	0-1-1	2	2	2	2	0	0	18
Jonathan Montgomery	3-9	2-4	0-0	0-1-1	4	8	1	0	0	1	24
Quincy Ukaigwe	0-3	0-0	0-0	0-3-3	3	0	0	0	0	0	11
Pawal Kielbasa	0-1	0-0	0-0	0-1-1	1	0	0	0	0	0	3
Team	1-1-2										
<b>Totals</b>	<b>21-61</b>	<b>7-20</b>	<b>13-20</b>	<b>7-21-28</b>	<b>25</b>	<b>62</b>	<b>17</b>	<b>11</b>	<b>1</b>	<b>5</b>	<b>200</b>
<b>Total FG%</b>	<b>1st Half: 10-31, 32.3%</b>		<b>2nd Half: 11-30, 36.7%</b>		<b>Game: 34.4%</b>						
<b>3-PT FG%</b>	<b>1st Half: 6-14, 42.9%</b>		<b>2nd Half: 1-6, 16.7%</b>		<b>Game: 35.0%</b>						
<b>FT %</b>	<b>1st Half: 5-8, 62.5%</b>		<b>2nd Half: 8-12, 66.7%</b>		<b>Game: 65.0%</b>						
<b>Deadball Rebounds: 1</b>											
Notre Dame	FG-A	3FG-A	FTA	REB	PF	TP	A	TO	BK	ST	MIN
Tyrone Nash	4-6	0-0	3-4	6-4-10	2	11	7	1	0	0	26
Tim Abramaitis	6-15	1-8	8-9	3-7-10	0	21	7	0	1	1	30
Carleton Scott	6-8	3-4	2-2	2-9-11	4	17	3	2	3	1	23
Eric Atkins	4-7	2-4	2-2	1-2-3	3	12	5	1	0	0	32
Ben Hansbrough	7-13	6-10	2-5	1-4-5	2	22	6	2	0	0	30
Tom Kopko	0-2	0-1	0-0	1-0-1	0	0	0	0	0	0	7
Alex Dragicevich	1-2	0-0	2-2	0-1-1	0	4	0	0	0	0	7
Tom Knight	0-2	0-0	0-0	0-2-2	0	0	0	0	1	0	7
Joey Brooks	1-6	0-4	3-6	1-3-4	0	5	1	2	0	1	17
Mike Broghammer	2-4	0-0	0-2	2-2-4	3	4	0	1	0	0	10
Jack Cooley	3-4	0-0	0-2	3-2-5	1	6	0	0	1	0	13
Team	0-3-3										
<b>Totals</b>	<b>34-69</b>	<b>12-31</b>	<b>22-34</b>	<b>20-39-59</b>	<b>15</b>	<b>102</b>	<b>29</b>	<b>9</b>	<b>6</b>	<b>3</b>	<b>200</b>
<b>Total FG%</b>	<b>1st Half: 18-33, 54.5%</b>		<b>2nd Half: 16-36, 44.4%</b>		<b>Game: 49.3%</b>						
<b>3-PT FG%</b>	<b>1st Half: 4-15, 26.7%</b>		<b>2nd Half: 8-16, 50.0%</b>		<b>Game: 38.7%</b>						
<b>FT %</b>	<b>1st Half: 12-20, 60.0%</b>		<b>2nd Half: 10-14, 71.4%</b>		<b>Game: 64.7%</b>						
<b>Deadball Rebounds: 6</b>											
<b>SCORE BY PERIODS</b>	<b>1</b>		<b>2</b>		<b>F</b>						
Chicago State	31		31		62						
Notre Dame	52		50		102						
<b>OFFICIALS:</b> Paul Janssen, Gene Steratore, Lamar Simpson											
<b>TECHNICALS:</b> Chicago State - None. Notre Dame - None.											
<b>ATTENDANCE:</b> 6,252											
<b>Notes:</b> Eric Atkins started in place of Scott Martin who missed the game due to back spasms ... It marked the first time an Irish freshman had started a game since the 2006-07 season ... Ben Hansbrough topped the 20-point mark for the second time this season and ninth time in his career ... He also has reached double figures in 52 career outings (26 times at Notre Dame) ... His six three-pointers were a career high ... Tim Abramaitis and Tyrone Nash each notched their second career double ... Carleton Scott posted his fourth career double ... Notre Dame had three players with double doubles for the first time since Jan. 23, 2010 vs. DePaul ... Abramaitis registered his ninth career 20-plus point outing ... Notre Dame recorded its first 40-plus point victory since a 108-62 victory over Northern Illinois on Dec. 8, 2007 ... Notre Dame reached the 100-plus point mark for the 13th time during the Mike Brey era ... The Irish improved to 33-0 all-time in home games at Purcell Pavilion at the Joyce Center during the month of November under Brey.											

GAME #2	NOTRE DAME		72								
LIBERTY		51									
November 14, 2010 • Notre Dame, Ind.											
Purcell Pavilion at the Joyce Center											
Liberty	FG-A	3FG-A	FTA	REB	PF	TP	A	TO	BK	ST	MIN
Sommy Ogukwe	1-2	0-0	0-2	0-3-3	4	2	0	0	0	0	12
Evam Gordon	3-16	1-9	2-3	1-2-3	4	9	4	3	0	0	32
Dan Minaya	5-10	0-1	2-2	2-2-4	0	12	0	1	0	0	23
John Brown	5-11	0-0	0-0	5-7-12	4	10	2	3	0	3	33
Jesse Sanders	2-5	0-2	0-0	1-4-5	2	4	5	3	0	0	29
Chene Phillips	2-3	1-1	0-0	1-0-1	1	5	1	1	0	0	12
James Spencer	0-0	0-0	0-0	0-0-0	0	0	1	0	0	0	2
Jeremy Anderson	0-0	0-0	0-0	0-0-0	1	0	0	1	0	0	8
Joel Vander Pol	0-1	0-0	0-0	0-0-0	4	0	0	0	0	0	6
Antwan Burrus	0-3	0-0	0-0	0-1-1	5	0	1	2	1	0	19
John Caleb Sanders	3-5	3-4	0-0	1-0-1	1	9	0	1	0	0	10
Carter McMasters	0-3	0-0	0-0	1-2-3	0	0	0	0	1	0	14
Team	2-1-3										
<b>Totals</b>	<b>21-59</b>	<b>5-17</b>	<b>4-7</b>	<b>14-22-36</b>	<b>26</b>	<b>51</b>	<b>14</b>	<b>15</b>	<b>2</b>	<b>3</b>	<b>200</b>
<b>Total FG%</b>	<b>1st Half: 10-26, 38.5%</b>		<b>2nd Half: 11-33, 33.3%</b>		<b>Game: 35.6%</b>						
<b>3-PT FG%</b>	<b>1st Half: 2-8, 25.0%</b>		<b>2nd Half: 3-9, 33.3%</b>		<b>Game: 29.4%</b>						
<b>FT %</b>	<b>1st Half: 0-0, 00.0%</b>		<b>2nd Half: 4-7, 57.1%</b>		<b>Game: 57.1%</b>						
<b>Deadball Rebounds: 1</b>											
Notre Dame	FG-A	3FG-A	FTA	REB	PF	TP	A	TO	BK	ST	MIN
Tyrone Nash	2-4	0-0	12-15	4-5-9	0	16	1	1	0	0	28
Tim Abramaitis	4-12	2-9	3-4	1-6-7	2	13	0	2	1	2	34
Carleton Scott	2-6	0-3	0-2	2-4-6	3	4	2	3	2	0	25
Scott Martin	2-9	1-5	1-4	2-1-3	0	6	3	2	1	1	29
Ben Hansbrough	7-13	5-8	0-0	0-2-2	3	19	4	1	0	1	34
Eric Atkins	4-7	2-3	0-0	0-1-1	0	10	4	1	0	0	22
Tom Kopko	0-0	0-0	0-0	0-0-0	0	0	0	0	0	0	1
Alex Dragicevich	0-0	0-0	0-0	0-0-0	0	0	0	0	0	0	1
Tom Knight	0-1	0-0	0-0	1-0-1	0	0	1	0	0	0	1
Joey Brooks	2-2	0-0	0-0	1-2-3	1	4	1	0	0	0	12
Mike Broghammer	0-1	0-0	0-0	1-0-1	0	0	0	0	0	0	1
Jack Cooley	0-0	0-0	0-0	2-2-4	2	0	0	2	0	0	12
Team	1-1-2										
<b>Totals</b>	<b>23-55</b>	<b>10-28</b>	<b>16-25</b>	<b>16-26-42</b>	<b>11</b>	<b>72</b>	<b>16</b>	<b>12</b>	<b>4</b>	<b>4</b>	<b>200</b>
<b>Total FG%</b>	<b>1st Half: 12-27, 44.4%</b>		<b>2nd Half: 11-28, 39.3%</b>		<b>Game: 41.8%</b>						
<b>3-PT FG%</b>	<b>1st Half: 7-15, 46.7%</b>		<b>2nd Half: 3-13, 23.1%</b>		<b>Game: 35.7%</b>						
<b>FT %</b>	<b>1st Half: 10-15, 66.7%</b>		<b>2nd Half: 6-10, 60.0%</b>								



<b>GAME #5</b>		<b>NOTRE DAME</b>	<b>89</b>
		<b>GEORGIA</b>	<b>83</b>

November 25, 2010 • Orlando, Fla. (Old Spice Classic)  
HP Fieldhouse at the ESPN Wide World of Sports Complex

Georgia	FG-A	3FG-A	FTA	REB	PF	TP	A	TO	BK	ST	MIN
Chris Barnes	1-1	0-0	0-0	1-4-5	3	2	0	0	0	1	19
Jeremy Price	0-0	0-0	3-4	1-3-4	5	3	1	0	1	1	20
Travis Leslie	9-16	1-3	4-6	5-4-9	4	23	3	2	0	5	47
Dustin Ware	3-13	3-13	0-0	0-1-1	2	9	5	1	0	1	45
Gerald Robinson	7-18	2-8	0-3	2-0-2	4	16	5	3	0	0	44
Marcus Thornton	1-1	0-0	0-0	0-0-0	0	2	0	1	0	0	4
Matt Bucklin	0-0	0-0	0-0	0-0-0	0	0	0	0	0	0	0+
Donte Williams	0-0	0-0	0-0	0-0-0	0	0	0	0	0	0	3
Connor Nolte	3-4	0-1	1-1	0-2-2	5	7	2	0	0	1	24
Sherrard Brantley	3-7	2-5	0-0	0-1-1	1	8	0	1	0	0	11
Trey Thompkins	5-13	1-4	2-6	2-8-10	3	13	3	4	3	1	33
Team				5-0-5							
<b>Totals</b>	<b>32-73</b>	<b>9-34</b>	<b>10-20</b>	<b>16-23-39</b>	<b>27</b>	<b>83</b>	<b>19</b>	<b>12</b>	<b>4</b>	<b>9</b>	<b>250</b>
<b>Total FG%</b>	<b>1st Half: 15-29, 51.7%</b>			<b>2nd Half: 10-27, 37.0%</b>		<b>OT: 7-17, 41.2%</b>					<b>Game: 43.8%</b>
<b>3-PT FG%</b>	<b>1st Half: 4-14, 28.6%</b>			<b>2nd Half: 3-13, 23.1%</b>		<b>OT: 2-7, 28.6%</b>					<b>Game: 26.5%</b>
<b>FT %</b>	<b>1st Half: 3-3, 100.0%</b>			<b>2nd Half: 2-12, 16.7%</b>		<b>OT: 5-5, 100.0%</b>					<b>Game: 50.0%</b>
<b>Deadball Rebounds:</b>	<b>4</b>										

Notre Dame	FG-A	3FG-A	FTA	REB	PF	TP	A	TO	BK	ST	MIN
Tyrone Nash	5-11	0-0	8-12	2-4-6	1	18	2	1	1	1	37
Tim Abromaitis	6-11	4-5	9-12	0-6-6	4	25	0	2	0	1	46
Carleton Scott	5-12	1-6	0-0	2-9-11	5	11	3	4	0	0	38
Scott Martin	2-3	0-1	2-4	0-2-2	1	6	0	2	0	0	26
Ben Hansbrough	3-9	1-3	6-9	3-2-5	4	13	2	5	0	0	45
Eric Atkins	3-6	1-2	2-2	1-3-4	1	9	1	1	0	0	38
Joey Brooks	0-0	0-0	0-0	0-0-0	0	0	0	1	0	0	2
Jack Cooley	2-5	0-0	3-4	3-1-4	0	7	2	0	0	0	18
Team				2-2-4							
<b>Totals</b>	<b>26-57</b>	<b>7-17</b>	<b>30-43</b>	<b>13-29-42</b>	<b>16</b>	<b>89</b>	<b>10</b>	<b>16</b>	<b>1</b>	<b>2</b>	<b>250</b>
<b>Total FG%</b>	<b>1st Half: 9-24, 37.5%</b>			<b>2nd Half: 11-19, 57.9%</b>		<b>OT: 6-14, 42.9%</b>					<b>Game: 45.6%</b>
<b>3-PT FG%</b>	<b>1st Half: 3-10, 30.0%</b>			<b>2nd Half: 2-3, 66.7%</b>		<b>OT: 2-4, 50.0%</b>					<b>Game: 41.2%</b>
<b>FT %</b>	<b>1st Half: 4-8, 50.0%</b>			<b>2nd Half: 13-21, 61.9%</b>		<b>OT: 13-14, 92.9%</b>					<b>Game: 69.8%</b>
<b>Deadball Rebounds:</b>	<b>8;2</b>										

SCORE BY PERIODS	1	2	OT	OT2	F
Georgia	37	25	7	14	83
Notre Dame	25	37	7	20	89

OFFICIALS: John Higgins, Marc Ellard, Rick Hartzell  
TECHNICALS: Georgia - None. Notre Dame - None.  
ATTENDANCE: 2,973

**Notes:** This was just the second meeting ever between the Irish and Bulldogs ... Mike Brey improved to 9-7 all-time versus teams from the SEC ... The Irish improved to 16-6 in in-season tournaments under Brey ... Notre Dame trailed at halftime for the first time this season and trailed by as many as 13 points in the second half ... The Irish used a 11-0 run to take the lead with 8:38 remaining ... The Irish improved to 6-7 all-time in overtime contests under Brey and this was the sixth double-overtime contest ... Notre Dame's last double-overtime victory was a 93-92 win over Georgetown at home on Dec. 1, 2003 ... Tim Abromaitis' 25 points marked the first time in his career that he scored 20-plus points in three consecutive games ... Tyrone Nash's 18 points marked a career high ... Carleton Scott registered his second double-double in the last three games.

<b>GAME #7</b>		<b>NOTRE DAME</b>	<b>58</b>
		<b>WISCONSIN</b>	<b>51</b>

November 28, 2010 • Orlando, Fla. (Old Spice Classic)  
HP Fieldhouse at the ESPN Wide World of Sports Complex

Wisconsin	FG-A	3FG-A	FTA	REB	PF	TP	A	TO	BK	ST	MIN
Jon Leuer	6-16	3-7	4-4	1-4-5	1	19	1	2	0	1	38
Mike Bruesewitz	0-2	0-0	0-0	2-0-2	4	0	0	0	0	0	16
Keaton Nankivil	4-7	1-3	0-0	2-2-4	3	9	2	0	5	2	34
Jordan Taylor	6-19	2-7	0-0	0-4-4	5	14	5	1	0	0	38
Josh Gasser	0-3	0-1	0-0	0-3-3	5	0	2	0	0	0	22
Ben Brust	0-0	0-0	0-0	0-0-0	1	0	0	0	0	0	0+
Ryan Evans	1-3	0-0	0-0	1-4-5	1	2	1	0	0	0	16
Tim Jarmusz	1-4	1-4	0-0	0-1-1	1	3	1	0	0	2	21
Rob Wilson	0-1	0-1	0-0	0-3-3	0	0	2	0	0	0	9
Jared Berggren	2-2	0-0	0-0	0-1-1	1	4	0	1	0	0	6
Team				0-0-0							
<b>Totals</b>	<b>20-57</b>	<b>7-23</b>	<b>4-4</b>	<b>6-22-28</b>	<b>22</b>	<b>51</b>	<b>14</b>	<b>4</b>	<b>5</b>	<b>5</b>	<b>200</b>
<b>Total FG%</b>	<b>1st Half: 9-31, 29.0%</b>			<b>2nd Half: 11-26, 42.3%</b>							<b>Game: 35.1%</b>
<b>3-PT FG%</b>	<b>1st Half: 1-10, 10.0%</b>			<b>2nd Half: 6-13, 46.2%</b>							<b>Game: 30.4%</b>
<b>FT %</b>	<b>1st Half: 0-0, 00.0%</b>			<b>2nd Half: 4-4, 100.0%</b>							<b>Game: 100.0%</b>
<b>Deadball Rebounds:</b>	<b>1;1</b>										

Notre Dame	FG-A	3FG-A	FTA	REB	PF	TP	A	TO	BK	ST	MIN
Tyrone Nash	2-9	0-0	4-7	4-2-6	1	8	3	2	0	0	26
Tim Abromaitis	3-11	0-2	4-4	1-8-9	2	10	0	2	0	0	36
Carleton Scott	4-8	2-5	2-2	2-5-7	3	12	0	2	3	0	38
Scott Martin	1-4	0-0	4-5	2-5-7	0	6	1	0	0	0	27
Ben Hansbrough	4-10	1-4	1-1	2-4-6	2	10	1	1	0	1	38
Eric Atkins	3-6	1-3	5-6	0-3-3	0	12	2	2	0	0	28
Jack Cooley	0-0	0-0	0-0	1-1-2	0	0	0	0	0	0	7
Team				1-2-3							
<b>Totals</b>	<b>17-48</b>	<b>4-14</b>	<b>20-25</b>	<b>13-30-43</b>	<b>8</b>	<b>58</b>	<b>7</b>	<b>9</b>	<b>3</b>	<b>1</b>	<b>200</b>
<b>Total FG%</b>	<b>1st Half: 7-22, 31.8%</b>			<b>2nd Half: 10-26, 38.5%</b>							<b>Game: 35.4%</b>
<b>3-PT FG%</b>	<b>1st Half: 3-7, 42.9%</b>			<b>2nd Half: 1-7, 14.3%</b>							<b>Game: 28.6%</b>
<b>FT %</b>	<b>1st Half: 5-7, 71.4%</b>			<b>2nd Half: 15-18, 83.3%</b>							<b>Game: 80.0%</b>
<b>Deadball Rebounds:</b>	<b>0</b>										

SCORE BY PERIODS	1	2	F
Wisconsin	19	32	52
Notre Dame	22	36	58

OFFICIALS: John Higgins, Rick Crawford, Mike Stephens  
TECHNICALS: Wisconsin - None. Notre Dame - None.  
ATTENDANCE: 3,428

**Notes:** Notre Dame's win against Wisconsin to claim the 2010 Old Spice Classic title was the first in-season tournament championship for the Irish since winning the BB&T Classic in 2002 ... The win helped Notre Dame match its best start (7-0) under Mike Brey ... The Irish and Badgers met for the 28th time and the first time since Dec. 11, 1968 ... Notre Dame now leads the all-time series 18-10 ... The Irish improved to 18-6 under Mike Brey in in-season tournaments ... Eric Atkins matched his career-high with 12 points ... Notre Dame trailed by 11 (43-32) with 10:40 to play and then closed out the game with a 26-8 run ... The Irish held the Badgers to just one field goal in the final 4:18 of the contest ... Scott and Tim Abromaitis were named to the All-Tournament Team and Abromaitis was also named the tournament's Most Valuable Player.


<b>GAME #6</b>		<b>NOTRE DAME</b>	<b>57</b>
		<b>CALIFORNIA</b>	<b>44</b>

November 26, 2010 • Orlando, Fla. (Old Spice Classic)  
HP Fieldhouse at the ESPN Wide World of Sports Complex

Notre Dame	FG-A	3FG-A	FTA	REB	PF	TP	A	TO	BK	ST	MIN
Tyrone Nash	4-11	0-0	3-6	1-4-5	4	11	3	4	1	1	33
Tim Abromaitis	2-10	0-4	3-5	3-8-11	1	7	2	1	2	0	37
Carleton Scott	5-17	0-9	6-6	0-10-10	1	16	2	1	3	2	35
Scott Martin	2-8	0-3	7-8	1-5-6	1	11	1	0	1	0	26
Ben Hansbrough	1-3	1-3	4-6	1-5-6	3	7	1	2	0	1	30
Eric Atkins	1-2	0-1	2-4	0-0-0	2	4	2	1	0	0	26
Joey Brooks	0-0	0-0	0-0	0-0-0	1	0	0	0	0	0	5
Jack Cooley	0-3	0-0	1-2	1-1-2	2	1	1	0	0	0	8
Team				4-1-5							
<b>Totals</b>	<b>15-54</b>	<b>1-20</b>	<b>26-37</b>	<b>11-34-45</b>	<b>15</b>	<b>57</b>	<b>12</b>	<b>10</b>	<b>8</b>	<b>4</b>	<b>200</b>
<b>Total FG%</b>	<b>1st Half: 9-32, 28.1%</b>			<b>2nd Half: 6-22, 27.3%</b>							<b>Game: 27.8%</b>
<b>3-PT FG%</b>	<b>1st Half: 0-13, 00.0%</b>			<b>2nd Half: 1-7, 14.3%</b>							<b>Game: 5.0%</b>
<b>FT %</b>	<b>1st Half: 3-5, 60.0%</b>			<b>2nd Half: 23-32, 71.9%</b>							<b>Game: 70.3%</b>
<b>Deadball Rebounds:</b>	<b>4;1</b>										

California	FG-A	3FG-A	FTA	REB	PF	TP	A	TO	BK	ST	MIN
Harper Kamp	3-10	0-0	3-4	1-6-7	4	9	1	4	1	0	27
Markhuri Sanders-Frison	1-6	0-0	1-2	0-9-9	5	3	0	0	1	0	24
Jorge Gutierrez	3-13	1-2	0-0	0-3-3	3	7	4	4	1	2	36
Gary Franklin	3-14	3-12	0-0	0-2-2	4	9	3	2	0	0	28
Allon Crabbe	3-8	2-6	2-2	2-8-10	3	10	0	1	1	0	34
Nigel Carter	0-1	0-0	0-0	0-0-0	3	0	0	0	1	0	8
Brandon Smith	1-2	0-0	0-0	0-2-2	1	2	0	2	0	1	13
Bak Bak	0-0	0-0	0-0	0-1-1	1	0	0	0	0	0	2
Richard Solomon	2-7	0-1	0-1	4-2-6	4	4	0	2	1	1	25
Emerson Murray	0-0	0-0	0-0	0-0-0	0	0	0	0	0	0	3
Team				3-1-4							
<b>Totals</b>	<b>16-61</b>	<b>6-21</b>	<b>6-9</b>	<b>10-34-44</b>	<b>28</b>	<b>44</b>	<b>8</b>	<b>15</b>	<b>6</b>	<b>4</b>	<b>200</b>
<b>Total FG%</b>	<b>1st Half: 2-25, 8.0%</b>			<b>2nd Half: 14-36, 38.9%</b>							<b>Game: 26.2%</b>
<b>3-PT FG%</b>	<b>1st Half: 0-8, 25.0%</b>			<b>2nd Half: 6-13, 46.2%</b>							<b>Game: 28.6%</b>
<b>FT %</b>	<b>1st Half: 1-2, 50.0%</b>			<b>2nd Half: 5-7, 71.4%</b>							<b>Game: 66.7%</b>
<b>Deadball Rebounds:</b>	<b>3;1</b>										

SCORE BY PERIODS	1	2	F
Notre Dame	21	36	57
California	5</		

GAME #9			NOTRE DAME							58
			KENTUCKY							72
December 8, 2010 • Louisville, Ky. (SEC/BIG EAST Invitational)										
Freedom Hall										
<b>Notre Dame</b>	<b>FG-A</b>	<b>3FG-A</b>	<b>FT-A</b>	<b>REB</b>	<b>PF</b>	<b>TP</b>	<b>A</b>	<b>TO</b>	<b>BK</b>	<b>ST MIN</b>
Tyrone Nash	3-7	0-0	2-4	1-1-2	2	8	1	4	0	1 25
Tim Abromaitis	1-7	0-4	2-2	1-7-8	1	4	2	1	1	0 31
Carleton Scott	4-11	0-4	2-3	2-6-8	3	10	1	0	2	0 31
Scott Martin	3-8	1-4	0-0	1-4-5	4	7	1	0	0	0 27
Ben Hansbrough	7-15	5-9	2-3	0-0-0	4	21	2	3	0	1 38
Eric Atkins	0-4	0-2	4-6	3-2-5	2	4	4	1	0	0 31
Joey Brooks	0-0	0-0	0-0	0-0-0	0	0	0	0	0	0 4
Jack Cooley	2-3	0-0	0-2	1-4-5	3	4	2	1	0	0 13
Team				1-0-1						
<b>Totals</b>	<b>20-55</b>	<b>6-23</b>	<b>12-20</b>	<b>10-24-34</b>	<b>19</b>	<b>58</b>	<b>13</b>	<b>10</b>	<b>3</b>	<b>2 200</b>
<b>Total FG%</b>	<b>1st Half: 14-25, 56.0%</b>			<b>2nd Half: 6-30, 20.0%</b>			<b>Game: 36.4%</b>			
<b>3-PT FG%</b>	<b>1st Half: 5-10, 50.0%</b>			<b>2nd Half: 1-13, 7.7%</b>			<b>Game: 26.1%</b>			
<b>FT %</b>	<b>1st Half: 7-10, 70.0%</b>			<b>2nd Half: 5-10, 50.0%</b>			<b>Game: 60.0%</b>			
<b>Deadball Rebounds: 4</b>										
<b>Kentucky</b>	<b>FG-A</b>	<b>3FG-A</b>	<b>FT-A</b>	<b>REB</b>	<b>PF</b>	<b>TP</b>	<b>A</b>	<b>TO</b>	<b>BK</b>	<b>ST MIN</b>
Terrence Jones	9-18	2-5	7-10	2-15-17	0	27	3	1	2	1 38
Josh Harrellson	0-2	0-0	0-0	4-5-9	2	0	0	1	0	1 20
Darius Miller	1-5	1-2	4-6	2-3-5	3	7	2	2	0	0 37
Brandon Knight	7-17	2-6	4-4	1-3-4	4	20	5	2	0	1 39
DeAndre Liggins	2-4	2-4	0-0	1-0-1	2	6	0	3	0	0 26
Stacey Poole	1-1	1-1	0-0	1-0-1	0	3	0	0	0	0 2
Jon Hood	1-2	1-1	0-0	0-0-0	2	3	0	0	0	0 4
Doron Lamb	2-8	0-5	2-2	0-2-2	3	6	1	0	0	0 25
Eloy Vargas	0-0	0-0	0-0	0-1-1	0	0	0	0	0	1 9
Team				2-0-2						
<b>Totals</b>	<b>23-57</b>	<b>9-24</b>	<b>17-22</b>	<b>13-29-42</b>	<b>16</b>	<b>72</b>	<b>11</b>	<b>9</b>	<b>2</b>	<b>4 200</b>
<b>Total FG%</b>	<b>1st Half: 15-30, 50.0%</b>			<b>2nd Half: 8-27, 29.6%</b>			<b>Game: 40.4%</b>			
<b>3-PT FG%</b>	<b>1st Half: 4-9, 44.4%</b>			<b>2nd Half: 5-15, 33.3%</b>			<b>Game: 37.5%</b>			
<b>FT %</b>	<b>1st Half: 6-8, 75.0%</b>			<b>2nd Half: 11-14, 78.6%</b>			<b>Game: 77.3%</b>			
<b>Deadball Rebounds: 2</b>										
<b>SCORE BY PERIODS</b>	<b>1</b>	<b>2</b>	<b>F</b>							
<b>Notre Dame</b>	40	18	58							
<b>Kentucky</b>	40	32	72							
<b>OFFICIALS:</b>	John Cahill, Tony Greene, Jamie Luckie									
<b>TECHNICALS:</b>	Notre Dame - None. Kentucky - None.									
<b>ATTENDANCE:</b>	17,404									
<b>Notes:</b>	Notre Dame made its first-ever appearance in the SEC/BIG EAST Invitational ... The Irish lost at Freedom Hall for the 11th straight time and have not won there since Jan. 31, 1988 ... Notre Dame fell to 18-42 all-time against Kentucky ... The 18 second-half points scored by the Irish matched the fewest ever in a second half under Mike Brey ... Notre Dame's 20.0 field goal shooting percentage was the lowest ever in the second half by an Irish team under Brey ... The Irish were outrebounded for the first time this season ... Ben Hansbrough topped the 20-plus point mark for the fourth time in 2010-11 and 11th time during his career ... Carleton Scott netted double figures for the seventh consecutive game, the longest double-figure scoring streak of his career.									



2010-11 Notre Dame Men's Basketball  
 Notre Dame Combined Team Statistics (as of Dec 09, 2010)  
 All games

RECORD:	OVERALL	HOME	AWAY	NEUTRAL
ALL GAMES	8-1	5-0	0-0	3-1
CONFERENCE	0-0	0-0	0-0	0-0
NON-CONFERENCE	8-1	5-0	0-0	3-1

##	Player	gp-gs	min	avg	Total		3-Point		F-Throw		Rebounds				pf	dq	a	to	blk	stl	pts	avg		
					fg-fga	fg%	3fg-fga	3fg%	ft-fta	ft%	off	def	tot	avg										
23	HANSBROUGH, Ben	9-9	302	33.6	46-92	.500	28-51	.549	27-36	.750	9	22	31	3.4	25	0	34	23	0	7	147	16.3		
21	ABROMAITIS, Tim	9-9	296	32.9	36-99	.364	15-51	.294	42-50	.840	10	53	63	7.0	16	0	20	10	5	6	129	14.3		
01	NASH, Tyrone	9-9	261	29.0	28-62	.452	0-0	.000	52-73	.712	24	34	58	6.4	15	0	27	17	3	5	108	12.0		
34	SCOTT, Carleton	9-9	269	29.9	36-79	.456	10-39	.256	16-19	.842	12	58	70	7.8	28	1	17	13	19	5	98	10.9		
14	MARTIN, Scott	8-8	214	26.8	25-59	.424	5-23	.217	18-27	.667	10	28	38	4.8	14	0	13	9	2	1	73	9.1		
00	ATKINS, Eric	9-1	244	27.1	20-46	.435	8-20	.400	15-20	.750	6	19	25	2.8	13	0	30	12	1	1	63	7.0		
45	COOLEY, Jack	9-0	102	11.3	17-27	.630	0-0	.000	8-14	.571	16	17	33	3.7	13	0	6	5	5	1	42	4.7		
12	DRAGICEVICH, Alex	4-0	22	5.5	3-7	.429	1-2	.500	6-6	1.000	1	4	5	1.3	1	0	0	0	0	0	13	3.3		
32	BROOKS, Joey	8-0	79	9.9	6-15	.400	1-8	.125	5-10	.500	4	9	13	1.6	7	0	6	5	0	4	18	2.3		
25	KNIGHT, Tom	4-0	23	5.8	4-8	.500	0-0	.000	1-1	1.000	4	3	7	1.8	1	0	2	1	1	0	9	2.3		
33	BROGHAMMER, Mike	4-0	26	6.5	4-11	.364	0-0	.000	1-4	.250	5	2	7	1.8	7	0	0	2	1	0	9	2.3		
05	KOPKO, Tom	4-0	12	3.0	1-5	.200	1-3	.333	0-0	.000	2	0	2	0.5	0	0	0	0	0	0	3	0.8		
Team											15	16	31											
Total.....		9	1850		226-510	.443	69-197	.350	191-260	.735	118	265	383	42.6	140	1	155	98	37	30	712	79.1		
Opponents.....		9	1850		206-539	.382	57-185	.308	99-143	.692	90	202	292	32.4	209	-	124	96	30	44	568	63.1		

TEAM STATISTICS	ND	OPP	Date	Opponent	Score	Att.
SCORING	712	568	11-12-10	GEORGIA SOUTHERN	w 98-61	8165
Points per game	79.1	63.1	11-14-10	LIBERTY	w 72-51	6478
Scoring margin	+16.0	-	11-17-10	CHICAGO STATE	w 102-62	6252
FIELD GOALS-ATT	226-510	206-539	11-22-10	MAINE	w 97-72	6303
Field goal pct	.443	.382	^ 11-25-10	vs Georgia	wo2 89-83	2973
3 POINT FG-ATT	69-197	57-185	^ 11-26-10	vs California	w 57-44	2932
3-point FG pct	.350	.308	^ 11-28-10	vs Wisconsin	w 58-51	3428
3-pt FG made per game	7.7	6.3	11-30-10	INDIANA STATE	w 81-72	7080
FREE THROWS-ATT	191-260	99-143	@ 12-8-10	vs Kentucky	L 58-72	17404
Free throw pct	.735	.692				
F-Throws made per game	21.2	11.0	* = Conference game			
REBOUNDS	383	292	^ = Old Spice Classic (Orlando, Fla.)			
Rebounds per game	42.6	32.4	@ = SEC/BIG EAST Invitational (Louisville, Ky.)			
Rebounding margin	+10.1	-				
ASSISTS	155	124				
Assists per game	17.2	13.8				
TURNOVERS	98	96				
Turnovers per game	10.9	10.7				
Turnover margin	-0.2	-				
Assist/turnover ratio	1.6	1.3				
STEALS	30	44				
Steals per game	3.3	4.9				
BLOCKS	37	30				
Blocks per game	4.1	3.3				
ATTENDANCE	34278	26737				
Home games-Avg/Game	5-6856	0-0				
Neutral site-Avg/Game	-	4-6684				

Score by Periods	1st	2nd	OT	OT2	Totals
Notre Dame	353	332	7	20	712
Opponents	244	303	7	14	568

2010-11 Notre Dame Men's Basketball  
 Notre Dame Season Box Score (as of Dec 09, 2010)  
 All games

RECORD:	OVERALL	HOME	AWAY	NEUTRAL
ALL GAMES	8-1	5-0	0-0	3-1
CONFERENCE	0-0	0-0	0-0	0-0
NON-CONFERENCE	8-1	5-0	0-0	3-1

##	Player	gp-gs	min	avg	Total		3-Point		F-Throw		Rebounds				pf	dq	a	to	blk	stl	pts	avg
					fg-fga	fg%	3fg-fga	3fg%	ft-fa	ft%	off	def	tot	avg								
23	HANSBROUGH, Ben	9-9	302	33.6	46-92	.500	28-51	.549	27-36	.750	9	22	31	3.4	25	0	34	23	0	7	147	16.3
21	ABROMAITIS, Tim	9-9	296	32.9	36-99	.364	15-51	.294	42-50	.840	10	53	63	7.0	16	0	20	10	5	6	129	14.3
01	NASH, Tyrone	9-9	261	29.0	28-62	.452	0-0	.000	52-73	.712	24	34	58	6.4	15	0	27	17	3	5	108	12.0
34	SCOTT, Carleton	9-9	269	29.9	36-79	.456	10-39	.256	16-19	.842	12	58	70	7.8	28	1	17	13	19	5	98	10.9
14	MARTIN, Scott	8-8	214	26.8	25-59	.424	5-23	.217	18-27	.667	10	28	38	4.8	14	0	13	9	2	1	73	9.1
00	ATKINS, Eric	9-1	244	27.1	20-46	.435	8-20	.400	15-20	.750	6	19	25	2.8	13	0	30	12	1	1	63	7.0
45	COOLEY, Jack	9-0	102	11.3	17-27	.630	0-0	.000	8-14	.571	16	17	33	3.7	13	0	6	5	5	1	42	4.7
12	DRAGICEVICH, Alex	4-0	22	5.5	3-7	.429	1-2	.500	6-6	1.000	1	4	5	1.3	1	0	0	0	0	0	13	3.3
32	BROOKS, Joey	8-0	79	9.9	6-15	.400	1-8	.125	5-10	.500	4	9	13	1.6	7	0	6	5	0	4	18	2.3
25	KNIGHT, Tom	4-0	23	5.8	4-8	.500	0-0	.000	1-1	1.000	4	3	7	1.8	1	0	2	1	1	0	9	2.3
33	BROGHAMMER, Mike	4-0	26	6.5	4-11	.364	0-0	.000	1-4	.250	5	2	7	1.8	7	0	0	2	1	0	9	2.3
05	KOPKO, Tom	4-0	12	3.0	1-5	.200	1-3	.333	0-0	.000	2	0	2	0.5	0	0	0	0	0	0	3	0.8
Team											15	16	31				1					
Total.....		9	1850		226-510	.443	69-197	.350	191-260	.735	118	265	383	42.6	140	1	155	98	37	30	712	79.1
Opponents.....		9	1850		206-539	.382	57-185	.308	99-143	.692	90	202	292	32.4	209	-	124	96	30	44	568	63.1

Score by Periods	1st	2nd	OT	OT2	Totals
Notre Dame	353	332	7	20	712
Opponents	244	303	7	14	568

2010-11 Notre Dame Men's Basketball  
 Notre Dame Season Schedule/Results & Leaders (as of Dec 09, 2010)  
 All games

RECORD:	OVERALL	HOME	AWAY	NEUTRAL
ALL GAMES	8-1	5-0	0-0	3-1
CONFERENCE	0-0	0-0	0-0	0-0
NON-CONFERENCE	8-1	5-0	0-0	3-1

Date	Opponent	Score	Att.	High Points	High Rebounds
11-12-10	GEORGIA SOUTHERN	w 98-61	8165	(20)HANSBROUGH, Ben	(7)SCOTT, Carleton
11-14-10	LIBERTY	w 72-51	6478	(19)HANSBROUGH, Ben	(9)NASH, Tyrone
11-17-10	CHICAGO STATE	w 102-62	6252	(22)HANSBROUGH, Ben	(11)SCOTT, Carleton
11-22-10	MAINE	w 97-72	6303	(26)ABROMAITIS, Tim	(11)NASH, Tyrone
11-25-10	^vs Georgia	wo2 89-83	2973	(25)ABROMAITIS, Tim	(11)SCOTT, Carleton
11-26-10	^vs California	w 57-44	2932	(16)SCOTT, Carleton	(11)ABROMAITIS, Tim
11-28-10	^vs Wisconsin	w 58-51	3428	(12)SCOTT, Carleton (12)ATKINS, Eric	(9)ABROMAITIS, Tim
11-30-10	INDIANA STATE	w 81-72	7080	(24)HANSBROUGH, Ben	(8)SCOTT, Carleton
12-8-10	@vs Kentucky	58-72 L	17404	(21)HANSBROUGH, Ben	(8)SCOTT, Carleton (8)ABROMAITIS, Tim

\* = Conference game

^ = Old Spice Classic (Orlando, Fla.)

@ = SEC/BIG EAST Invitational (Louisville, Ky.)

Attendance Summary	Games	Attend	Avg/Game
Home	5	34278	6856
Away	0	0	0
Neutral	4	26737	6684
Total	9	61015	6779

2010-11 Notre Dame Men's Basketball  
 Notre Dame Extended Season Box Score (as of Dec 09, 2010)  
 All games

RECORD:	OVERALL	HOME	AWAY	NEUTRAL
ALL GAMES	8-1	5-0	0-0	3-1
CONFERENCE	0-0	0-0	0-0	0-0
NON-CONFERENCE	8-1	5-0	0-0	3-1

##	Player	gp-gs	min	avg	Total		3-Point		F-Throw		Rebounds										pts	avg					
					fg-fga	fg%	3fg-fga	3fg%	ft-fa	ft%	off	def	tot	avg	pf	dq	a	a/g	to	to/g			a/to	blk	blk/g	stl	stl/g
23	HANSBROUGH, Ben	9-9	302	33.6	46-92	.500	28-51	.549	27-36	.750	9	22	31	3.4	25	0	34	3.78	23	2.56	1.48	0	0.00	7	0.78	147	16.3
21	ABROMAITIS, Tim	9-9	296	32.9	36-99	.364	15-51	.294	42-50	.840	10	53	63	7.0	16	0	20	2.22	10	1.11	2.00	5	0.56	6	0.67	129	14.3
01	NASH, Tyrone	9-9	261	29.0	28-62	.452	0-0	.000	52-73	.712	24	34	58	6.4	15	0	27	3.00	17	1.89	1.59	3	0.33	5	0.56	108	12.0
34	SCOTT, Carleton	9-9	269	29.9	36-79	.456	10-39	.256	16-19	.842	12	58	70	7.8	28	1	17	1.89	13	1.44	1.31	19	2.11	5	0.56	98	10.9
14	MARTIN, Scott	8-8	214	26.8	25-59	.424	5-23	.217	18-27	.667	10	28	38	4.8	14	0	13	1.63	9	1.13	1.44	2	0.25	1	0.13	73	9.1
00	ATKINS, Eric	9-1	244	27.1	20-46	.435	8-20	.400	15-20	.750	6	19	25	2.8	13	0	30	3.33	12	1.33	2.50	1	0.11	1	0.11	63	7.0
45	COOLEY, Jack	9-0	102	11.3	17-27	.630	0-0	.000	8-14	.571	16	17	33	3.7	13	0	6	0.67	5	0.56	1.20	5	0.56	1	0.11	42	4.7
12	DRAGICEVICH, Alex	4-0	22	5.5	3-7	.429	1-2	.500	6-6	1.000	1	4	5	1.3	1	0	0	0.00	0	0.00	0.00	0	0.00	0	0.00	13	3.3
32	BROOKS, Joey	8-0	79	9.9	6-15	.400	1-8	.125	5-10	.500	4	9	13	1.6	7	0	6	0.75	5	0.63	1.20	0	0.00	4	0.50	18	2.3
25	KNIGHT, Tom	4-0	23	5.8	4-8	.500	0-0	.000	1-1	1.000	4	3	7	1.8	1	0	2	0.50	1	0.25	2.00	1	0.25	0	0.00	9	2.3
33	BROGHAMMER, Mike	4-0	26	6.5	4-11	.364	0-0	.000	1-4	.250	5	2	7	1.8	7	0	0	0.00	2	0.50	0.00	1	0.25	0	0.00	9	2.3
05	KOPKO, Tom	4-0	12	3.0	1-5	.200	1-3	.333	0-0	.000	2	0	2	0.5	0	0	0	0.00	0	0.00	0.00	0	0.00	0	0.00	3	0.8
Total.....		9	1850		226-510	.443	69-197	.350	191-260	.735	118	265	383	42.6	140	1	155	17.22	98	10.89	1.58	37	4.11	30	3.33	712	79.1
Opponents.....		9	1850		206-539	.382	57-185	.308	99-143	.692	90	202	292	32.4	209	-	124	13.78	96	10.67	1.29	30	3.33	44	4.89	568	63.1

Score by Periods	1st	2nd	OT	OT2	Totals
Notre Dame	353	332	7	20	712
Opponents	244	303	7	14	568

2010-11 Notre Dame Men's Basketball  
 Notre Dame Overall Team Statistics (as of Dec 09, 2010)  
 All games

TEAM STATISTICS	ND	OPP
SCORING	712	568
Points per game	79.1	63.1
Scoring margin	+16.0	-
FIELD GOALS-ATT	226-510	206-539
Field goal pct	.443	.382
3 POINT FG-ATT	69-197	57-185
3-point FG pct	.350	.308
3-pt FG made per game	7.7	6.3
FREE THROWS-ATT	191-260	99-143
Free throw pct	.735	.692
F-Throws made per game	21.2	11.0
REBOUNDS	383	292
Rebounds per game	42.6	32.4
Rebounding margin	+10.1	-
ASSISTS	155	124
Assists per game	17.2	13.8
TURNOVERS	98	96
Turnovers per game	10.9	10.7
Turnover margin	-0.2	-
Assist/turnover ratio	1.6	1.3
STEALS	30	44
Steals per game	3.3	4.9
BLOCKS	37	30
Blocks per game	4.1	3.3
WINNING STREAK	0	-
Home win streak	5	-
ATTENDANCE	34278	26737
Home games-Avg/Game	5-6856	0-0
Neutral site-Avg/Game	-	4-6684

Score by Periods	1st	2nd	OT	OT2	Totals
Notre Dame	353	332	7	20	712
Opponents	244	303	7	14	568

2010-11 Notre Dame Men's Basketball  
 Notre Dame Team Game-by-Game Comparison (as of Dec 09, 2010)  
 All games

Opponent	1st	2nd	Score	Mar	Total FG	FG Pct	3-Pointers	3FG Pct	Free Throws	FT Pct	Rebounds	Assist	T/Over	Block	Steal	Fouls
GEORGIA SOUTHERN	62/23	36/38	98-61	+37	33-68/16-48	.485/.333	8-26/3-15	.308/.200	24-27/26-34	.889/.765	46/27 +19	21/11	10/17	2/3	8/4	25/24
LIBERTY	41/22	31/29	72-51	+21	23-55/21-59	.418/.356	10-28/5-17	.357/.294	16-25/4-7	.640/.571	42/36 +6	16/14	12/15	4/2	4/3	11/26
CHICAGO STATE	52/31	50/31	102-62	+40	34-69/21-61	.493/.344	12-31/7-20	.387/.350	22-34/13-20	.647/.650	59/28 +31	29/17	9/11	6/1	3/5	15/25
MAINE	52/34	45/38	97-72	+25	30-52/30-62	.577/.484	12-18/7-16	.667/.438	25-27/5-9	.926/.556	36/21 +15	26/16	10/6	5/3	2/3	15/19
Georgia	25/37	37/25	89-83	+6	26-57/32-73	.456/.438	7-17/9-34	.412/.265	30-43/10-20	.698/.500	42/39 +3	10/19	16/12	1/4	2/9	16/27
California	21/5	36/39	57-44	+13	15-54/16-61	.278/.262	1-20/6-21	.050/.286	26-37/6-9	.703/.667	45/44 +1	12/8	10/15	8/6	4/4	15/28
Wisconsin	22/19	36/32	58-51	+7	17-48/20-57	.354/.351	4-14/7-23	.286/.304	20-25/4-4	.800/1000	43/28 +15	7/14	9/4	3/5	1/5	8/22
INDIANA STATE	38/33	43/39	81-72	+9	28-52/27-61	.538/.443	9-20/4-15	.450/.267	16-22/14-18	.727/.778	36/27 +9	21/14	12/7	5/4	4/7	16/22
Kentucky	40/40	18/32	58-72	(14)	20-55/23-57	.364/.404	6-23/9-24	.261/.375	12-20/17-22	.600/.773	34/42 (8)	13/11	10/9	3/2	2/4	19/16

Note: Game totals are displayed in the format TEAM/OPPONENT for each category



2010-11 Notre Dame Men's Basketball  
 Notre Dame Points-Rebounds-Assists (as of Dec 09, 2010)  
 All games

Opponent	Date	Score		00 ATKINS,ERI	01 NASH,TYRON	05 KOPKO,TOM	12 DRAGICEVIC	14 MARTIN,SCO	21 ABROMAITIS	23 HANSBROUGH
GEORGIA SOUTHERN	11-12-10	98-61	w	9-3-3	7-2-1	0-1-0	9-3-0	7-5-2	10-5-3	20-3-4
LIBERTY	11-14-10	72-51	w	10-1-4	16-9-1	0-0-0	0-0-0	6-3-3	13-7-0	19-2-4
CHICAGO STATE	11-17-10	102-62	w	12-3-5	11-10-7	0-1-0	4-1-0	DNP	21-10-7	22-5-6
MAINE	11-22-10	97-72	w	3-3-5	13-11-5	3-0-0	0-1-0	15-5-3	26-3-3	11-2-9
vs Georgia	11-25-10	89-83	w	9-4-1	18-6-2	DNP	DNP	6-2-0	25-6-0	13-5-2
vs California	11-26-10	57-44	w	4-0-2	11-5-3	DNP	DNP	11-6-1	7-11-2	7-6-1
vs Wisconsin	11-28-10	58-51	w	12-3-2	8-6-3	DNP	DNP	6-7-1	10-9-0	10-6-1
INDIANA STATE	11-30-10	81-72	w	0-3-4	16-7-4	DNP	DNP	15-5-2	13-4-3	24-2-5
vs Kentucky	12-8-10	58-72	L	4-5-4	8-2-1	DNP	DNP	7-5-1	4-8-2	21-0-2

Opponent	Date	Score		25 KNIGHT,TOM	32 BROOKS,JOE	33 BROGHAMME	34 SCOTT,CARL	45 COOLEY,JAC
GEORGIA SOUTHERN	11-12-10	98-61	w	7-4-1	7-3-2	5-2-0	6-7-4	11-6-1
LIBERTY	11-14-10	72-51	w	0-1-1	4-3-1	0-1-0	4-6-2	0-4-0
CHICAGO STATE	11-17-10	102-62	w	0-2-0	5-4-1	4-4-0	17-11-3	6-5-0
MAINE	11-22-10	97-72	w	2-0-0	0-0-1	0-0-0	11-2-0	13-5-0
vs Georgia	11-25-10	89-83	w	DNP	0-0-0	DNP	11-11-3	7-4-2
vs California	11-26-10	57-44	w	DNP	0-0-0	DNP	16-10-2	1-2-1
vs Wisconsin	11-28-10	58-51	w	DNP	DNP	DNP	12-7-0	0-2-0
INDIANA STATE	11-30-10	81-72	w	DNP	2-3-1	DNP	11-8-2	0-0-0
vs Kentucky	12-8-10	58-72	L	DNP	0-0-0	DNP	10-8-1	4-5-2

2010-11 Notre Dame Men's Basketball  
 Notre Dame Team High/Low Analysis (as of Dec 09, 2010)  
 All games

Notre Dame - TEAM GAME HIGHS

POINTS	102	CHICAGO STATE (11-17-10)
	98	GEORGIA SOUTHERN (11-12-10)
	97	MAINE (11-22-10)
	89	vs Georgia (11-25-10)
	81	INDIANA STATE (11-30-10)
FIELD GOALS MADE	34	CHICAGO STATE (11-17-10)
	33	GEORGIA SOUTHERN (11-12-10)
FIELD GOAL ATTEMPTS	69	CHICAGO STATE (11-17-10)
	68	GEORGIA SOUTHERN (11-12-10)
FIELD GOAL PERCENTAGE	.577 (30-52)	MAINE (11-22-10)
	.538 (28-52)	INDIANA STATE (11-30-10)
3 PT FIELD GOALS MADE	12	MAINE (11-22-10)
	12	CHICAGO STATE (11-17-10)
3 PT FG ATTEMPTS	31	CHICAGO STATE (11-17-10)
	28	LIBERTY (11-14-10)
3 PT FG PERCENTAGE	.667 (12-18)	MAINE (11-22-10)
	.450 (9-20)	INDIANA STATE (11-30-10)
FREE THROWS MADE	30	vs Georgia (11-25-10)
	26	vs California (11-26-10)
FREE THROW ATTEMPTS	43	vs Georgia (11-25-10)
	37	vs California (11-26-10)
FREE THROW PERCENTAGE	.926 (25-27)	MAINE (11-22-10)
	.889 (24-27)	GEORGIA SOUTHERN (11-12-10)
REBOUNDS	59	CHICAGO STATE (11-17-10)
	46	GEORGIA SOUTHERN (11-12-10)
ASSISTS	29	CHICAGO STATE (11-17-10)
	26	MAINE (11-22-10)
STEALS	8	GEORGIA SOUTHERN (11-12-10)
	4	INDIANA STATE (11-30-10)
	4	vs California (11-26-10)
	4	LIBERTY (11-14-10)
BLOCKED SHOTS	8	vs California (11-26-10)
	6	CHICAGO STATE (11-17-10)
TURNOVERS	16	vs Georgia (11-25-10)
	12	INDIANA STATE (11-30-10)
	12	LIBERTY (11-14-10)
FOULS	25	GEORGIA SOUTHERN (11-12-10)
	19	vs Kentucky (12-8-10)

2010-11 Notre Dame Men's Basketball  
 Notre Dame High/Low Analysis (as of Dec 09, 2010)  
 All games

Opponent - GAME HIGHS

POINTS	83		vs Georgia (11-25-10)
	72		vs Kentucky (12-8-10)
	72		INDIANA STATE (11-30-10)
	72		MAINE (11-22-10)
	62		CHICAGO STATE (11-17-10)
FIELD GOALS MADE	32		vs Georgia (11-25-10)
	30		MAINE (11-22-10)
FIELD GOAL ATTEMPTS	73		vs Georgia (11-25-10)
	62		MAINE (11-22-10)
FIELD GOAL PERCENTAGE	.484	(30-62)	MAINE (11-22-10)
	.443	(27-61)	INDIANA STATE (11-30-10)
3 PT FIELD GOALS MADE	9		vs Kentucky (12-8-10)
	9		vs Georgia (11-25-10)
3 PT FG ATTEMPTS	34		vs Georgia (11-25-10)
	24		vs Kentucky (12-8-10)
3 PT FG PERCENTAGE	.438	(7-16)	MAINE (11-22-10)
	.375	(9-24)	vs Kentucky (12-8-10)
FREE THROWS MADE	26		GEORGIA SOUTHERN (11-12-10)
	17		vs Kentucky (12-8-10)
FREE THROW ATTEMPTS	34		GEORGIA SOUTHERN (11-12-10)
	22		vs Kentucky (12-8-10)
FREE THROW PERCENTAGE	1.000	(4-4)	vs Wisconsin (11-28-10)
	.778	(14-18)	INDIANA STATE (11-30-10)
REBOUNDS	44		vs California (11-26-10)
	42		vs Kentucky (12-8-10)
ASSISTS	19		vs Georgia (11-25-10)
	17		CHICAGO STATE (11-17-10)
STEALS	9		vs Georgia (11-25-10)
	7		INDIANA STATE (11-30-10)
BLOCKED SHOTS	6		vs California (11-26-10)
	5		vs Wisconsin (11-28-10)
TURNOVERS	17		GEORGIA SOUTHERN (11-12-10)
	15		vs California (11-26-10)
	15		LIBERTY (11-14-10)
FOULS	28		vs California (11-26-10)
	27		vs Georgia (11-25-10)

2010-11 Notre Dame Men's Basketball  
 Notre Dame High/Low Analysis (as of Dec 09, 2010)  
 All games

Notre Dame - GAME LOWS

POINTS	57		vs California (11-26-10)
	58		vs Wisconsin (11-28-10)
	58		vs Kentucky (12-8-10)
	72		LIBERTY (11-14-10)
	81		INDIANA STATE (11-30-10)
FIELD GOALS MADE	15		vs California (11-26-10)
	17		vs Wisconsin (11-28-10)
FIELD GOAL ATTEMPTS	48		vs Wisconsin (11-28-10)
	52		MAINE (11-22-10)
	52		INDIANA STATE (11-30-10)
FIELD GOAL PERCENTAGE	.278	(15-54)	vs California (11-26-10)
	.354	(17-48)	vs Wisconsin (11-28-10)
3 PT FIELD GOALS MADE	1		vs California (11-26-10)
	4		vs Wisconsin (11-28-10)
3 PT FG ATTEMPTS	14		vs Wisconsin (11-28-10)
	17		vs Georgia (11-25-10)
3 PT FG PERCENTAGE	.050	(1-20)	vs California (11-26-10)
	.261	(6-23)	vs Kentucky (12-8-10)
FREE THROWS MADE	12		vs Kentucky (12-8-10)
	16		LIBERTY (11-14-10)
	16		INDIANA STATE (11-30-10)
FREE THROW ATTEMPTS	20		vs Kentucky (12-8-10)
	22		INDIANA STATE (11-30-10)
FREE THROW PERCENTAGE	.600	(12-20)	vs Kentucky (12-8-10)
	.640	(16-25)	LIBERTY (11-14-10)
REBOUNDS	34		vs Kentucky (12-8-10)
	36		MAINE (11-22-10)
	36		INDIANA STATE (11-30-10)
ASSISTS	7		vs Wisconsin (11-28-10)
	10		vs Georgia (11-25-10)
STEALS	1		vs Wisconsin (11-28-10)
	2		MAINE (11-22-10)
	2		vs Georgia (11-25-10)
	2		vs Kentucky (12-8-10)
BLOCKED SHOTS	1		vs Georgia (11-25-10)
	2		GEORGIA SOUTHERN (11-12-10)
TURNOVERS	9		CHICAGO STATE (11-17-10)
	9		vs Wisconsin (11-28-10)
FOULS	8		vs Wisconsin (11-28-10)
	11		LIBERTY (11-14-10)

2010-11 Notre Dame Men's Basketball  
 Notre Dame High/Low Analysis (as of Dec 09, 2010)  
 All games

Opponent - GAME LOWS

POINTS	44		vs California (11-26-10)
	51		LIBERTY (11-14-10)
	51		vs Wisconsin (11-28-10)
	61		GEORGIA SOUTHERN (11-12-10)
	62		CHICAGO STATE (11-17-10)
FIELD GOALS MADE	16		GEORGIA SOUTHERN (11-12-10)
	16		vs California (11-26-10)
FIELD GOAL ATTEMPTS	48		GEORGIA SOUTHERN (11-12-10)
	57		vs Wisconsin (11-28-10)
	57		vs Kentucky (12-8-10)
FIELD GOAL PERCENTAGE	.262	(16-61)	vs California (11-26-10)
	.333	(16-48)	GEORGIA SOUTHERN (11-12-10)
3 PT FIELD GOALS MADE	3		GEORGIA SOUTHERN (11-12-10)
	4		INDIANA STATE (11-30-10)
3 PT FG ATTEMPTS	15		GEORGIA SOUTHERN (11-12-10)
	15		INDIANA STATE (11-30-10)
3 PT FG PERCENTAGE	.200	(3-15)	GEORGIA SOUTHERN (11-12-10)
	.265	(9-34)	vs Georgia (11-25-10)
FREE THROWS MADE	4		LIBERTY (11-14-10)
	4		vs Wisconsin (11-28-10)
FREE THROW ATTEMPTS	4		vs Wisconsin (11-28-10)
	7		LIBERTY (11-14-10)
FREE THROW PERCENTAGE	.500	(10-20)	vs Georgia (11-25-10)
	.556	(5-9)	MAINE (11-22-10)
REBOUNDS	21		MAINE (11-22-10)
	27		GEORGIA SOUTHERN (11-12-10)
	27		INDIANA STATE (11-30-10)
ASSISTS	8		vs California (11-26-10)
	11		GEORGIA SOUTHERN (11-12-10)
	11		vs Kentucky (12-8-10)
STEALS	3		LIBERTY (11-14-10)
	3		MAINE (11-22-10)
BLOCKED SHOTS	1		CHICAGO STATE (11-17-10)
	2		LIBERTY (11-14-10)
	2		vs Kentucky (12-8-10)
TURNOVERS	4		vs Wisconsin (11-28-10)
	6		MAINE (11-22-10)
FOULS	16		vs Kentucky (12-8-10)
	19		MAINE (11-22-10)

2010-11 Notre Dame Men's Basketball  
 Notre Dame Player High/Low Analysis (as of Dec 09, 2010)  
 All games

Notre Dame - INDIVIDUAL GAME HIGHS

Points	26		ABROMAITIS, Tim vs Maine (11-22-10)
	25		ABROMAITIS, Tim vs Georgia (11-25-10)
	24		HANSBROUGH, Ben vs Indiana State (11-30-10)
	22		HANSBROUGH, Ben vs Chicago State (11-17-10)
	21		HANSBROUGH, Ben vs Kentucky (12-8-10)
	21		ABROMAITIS, Tim vs Chicago State (11-17-10)
Field Goals Made	8		HANSBROUGH, Ben vs Indiana State (11-30-10)
	8		ABROMAITIS, Tim vs Maine (11-22-10)
Field Goal Att.	17		SCOTT, Carleton vs California (11-26-10)
	15		HANSBROUGH, Ben vs Kentucky (12-8-10)
	15		ABROMAITIS, Tim vs Chicago State (11-17-10)
FG Pct (min 5 made)	.889	(8-9)	ABROMAITIS, Tim vs Maine (11-22-10)
	.857	(6-7)	COOLEY, Jack vs Maine (11-22-10)
3-Point FG Made	6		HANSBROUGH, Ben vs Chicago State (11-17-10)
	5		HANSBROUGH, Ben vs Kentucky (12-8-10)
	5		HANSBROUGH, Ben vs Liberty (11-14-10)
3-Point FG Att.	10		HANSBROUGH, Ben vs Chicago State (11-17-10)
	9		HANSBROUGH, Ben vs Kentucky (12-8-10)
	9		SCOTT, Carleton vs California (11-26-10)
	9		ABROMAITIS, Tim vs Liberty (11-14-10)
3-Pt FG Pct (min 2 made)	.800	(4-5)	HANSBROUGH, Ben vs Indiana State (11-30-10)
	.800	(4-5)	ABROMAITIS, Tim vs Georgia (11-25-10)
	.800	(4-5)	ABROMAITIS, Tim vs Maine (11-22-10)
Free Throws Made	12		NASH, Tyrone vs Liberty (11-14-10)
	11		NASH, Tyrone vs Maine (11-22-10)
Free Throw Att.	15		NASH, Tyrone vs Liberty (11-14-10)
	12		NASH, Tyrone vs Georgia (11-25-10)
	12		ABROMAITIS, Tim vs Georgia (11-25-10)
	12		NASH, Tyrone vs Maine (11-22-10)
FT Pct (min 3 made)	1.000	(6-6)	SCOTT, Carleton vs California (11-26-10)
	1.000	(6-6)	ABROMAITIS, Tim vs Maine (11-22-10)
	1.000	(6-6)	HANSBROUGH, Ben vs Maine (11-22-10)
	1.000	(4-4)	HANSBROUGH, Ben vs Indiana State (11-30-10)
	1.000	(4-4)	ABROMAITIS, Tim vs Wisconsin (11-28-10)
	1.000	(4-4)	DRAGICEVICH, Alex vs Georgia Southern (11-12-10)
	1.000	(3-3)	COOLEY, Jack vs Georgia Southern (11-12-10)
	1.000	(3-3)	MARTIN, Scott vs Georgia Southern (11-12-10)
Rebounds	11		ABROMAITIS, Tim vs California (11-26-10)
	11		SCOTT, Carleton vs Georgia (11-25-10)
	11		NASH, Tyrone vs Maine (11-22-10)
	11		SCOTT, Carleton vs Chicago State (11-17-10)
Assists	9		HANSBROUGH, Ben vs Maine (11-22-10)
	7		ABROMAITIS, Tim vs Chicago State (11-17-10)
	7		NASH, Tyrone vs Chicago State (11-17-10)
Steals	3		BROOKS, Joey vs Georgia Southern (11-12-10)
	2		SCOTT, Carleton vs California (11-26-10)
	2		ABROMAITIS, Tim vs Liberty (11-14-10)
	2		HANSBROUGH, Ben vs Georgia Southern (11-12-10)
Blocked Shots	4		SCOTT, Carleton vs Indiana State (11-30-10)
	3		SCOTT, Carleton vs Wisconsin (11-28-10)
	3		SCOTT, Carleton vs California (11-26-10)
	3		SCOTT, Carleton vs Chicago State (11-17-10)
Turnovers	5		HANSBROUGH, Ben vs Georgia (11-25-10)

	4	NASH, Tyrone vs Kentucky (12-8-10)
	4	HANSBROUGH, Ben vs Indiana State (11-30-10)
	4	NASH, Tyrone vs California (11-26-10)
	4	SCOTT, Carleton vs Georgia (11-25-10)
Fouls	5	SCOTT, Carleton vs Georgia (11-25-10)
	4	HANSBROUGH, Ben vs Kentucky (12-8-10)
	4	MARTIN, Scott vs Kentucky (12-8-10)
	4	SCOTT, Carleton vs Indiana State (11-30-10)
	4	NASH, Tyrone vs California (11-26-10)
	4	ABROMAITIS, Tim vs Georgia (11-25-10)
	4	HANSBROUGH, Ben vs Georgia (11-25-10)
	4	SCOTT, Carleton vs Chicago State (11-17-10)
	4	SCOTT, Carleton vs Georgia Southern (11-12-10)
	4	BROGHAMMER, Mike vs Georgia Southern (11-12-10)
	4	MARTIN, Scott vs Georgia Southern (11-12-10)

2010-11 Notre Dame Men's Basketball  
 Notre Dame Opponent High/Low Analysis (as of Dec 09, 2010)  
 All games

OPPONENT INDIVIDUAL GAME HIGHS

Points	27		Jones, Terrence vs Kentucky (12-8-10)
	26		FERGUSON, Eric vs Georgia Southern (11-12-10)
	23		LESLIE, Travis vs Georgia (11-25-10)
	22		LATHAN, Dwayne vs Indiana State (11-30-10)
	20		Knight, Brandon vs Kentucky (12-8-10)
Field Goals Made	9		Jones, Terrence vs Kentucky (12-8-10)
	9		LESLIE, Travis vs Georgia (11-25-10)
Field Goal Att.	19		TAYLOR, Jordan vs Wisconsin (11-28-10)
	18		Jones, Terrence vs Kentucky (12-8-10)
	18		ROBINSON, Gerald vs Georgia (11-25-10)
FG Pct (min 5 made)	.563	(9-16)	LESLIE, Travis vs Georgia (11-25-10)
	.556	(5-9)	RICHARD, Carl vs Indiana State (11-30-10)
3-Point FG Made	3		LEUER, Jon vs Wisconsin (11-28-10)
	3		FRANKLIN, Gary vs California (11-26-10)
	3		WARE, Dustin vs Georgia (11-25-10)
	3		SANDERS, John Caleb vs Liberty (11-14-10)
3-Point FG Att.	13		WARE, Dustin vs Georgia (11-25-10)
	12		FRANKLIN, Gary vs California (11-26-10)
3-Pt FG Pct (min 2 made)	.750	(3-4)	SANDERS, John Caleb vs Liberty (11-14-10)
	.667	(2-3)	KELLY, Jake vs Indiana State (11-30-10)
Free Throws Made	14		FERGUSON, Eric vs Georgia Southern (11-12-10)
	8		SPENCER, Rory vs Georgia Southern (11-12-10)
Free Throw Att.	16		FERGUSON, Eric vs Georgia Southern (11-12-10)
	13		SPENCER, Rory vs Georgia Southern (11-12-10)
FT Pct (min 3 made)	1.000	(4-4)	Knight, Brandon vs Kentucky (12-8-10)
	1.000	(4-4)	LEUER, Jon vs Wisconsin (11-28-10)
	1.000	(4-4)	WALL, Christian vs Chicago State (11-17-10)
Rebounds	17		Jones, Terrence vs Kentucky (12-8-10)
	12		BROWN, John vs Liberty (11-14-10)
Assists	5		Knight, Brandon vs Kentucky (12-8-10)
	5		TAYLOR, Jordan vs Wisconsin (11-28-10)
	5		ROBINSON, Gerald vs Georgia (11-25-10)
	5		WARE, Dustin vs Georgia (11-25-10)
	5		McLEMORE, Gerald vs Maine (11-22-10)
	5		WALL, Christian vs Chicago State (11-17-10)
	5		SANDERS, Jesse vs Liberty (11-14-10)
Steals	5		LESLIE, Travis vs Georgia (11-25-10)
	3		RICHARD, Carl vs Indiana State (11-30-10)
	3		BROWN, John vs Liberty (11-14-10)
Blocked Shots	5		NANKIVIL, Keaton vs Wisconsin (11-28-10)
	3		THOMPSON, Trey vs Georgia (11-25-10)
Turnovers	5		DRAYTON III, Ben vs Georgia Southern (11-12-10)
	5		FERGUSON, Eric vs Georgia Southern (11-12-10)
Fouls	5		TAYLOR, Jordan vs Wisconsin (11-28-10)
	5		GASSER, Josh vs Wisconsin (11-28-10)
	5		SANDERS-FRISON, Mark vs California (11-26-10)
	5		PRICE, Jeremy vs Georgia (11-25-10)
	5		NOLTE, Connor vs Georgia (11-25-10)
	5		BURNATOWSKI, Murphy vs Maine (11-22-10)
	5		BURRUS, Antwan vs Liberty (11-14-10)
	5		BAYNHAM, Marvin vs Georgia Southern (11-12-10)