

2005-06 NOTRE DAME MEN'S BASKETBALL



Notre Dame Fighting Irish (13-11, 4-9)

vs.

Marquette Golden Eagles (18-8, 8-5)



Saturday, February 25, 2006 • 6:00 p.m. (EST)

Joyce Center (11,418) • Notre Dame, Ind.

2005-06 Notre Dame Men's Basketball (13-11, 4-9)

NOVEMBER

3	Thur.	LEWIS (Exhibition)	W, 59-40
11	Fri.	QUINCY (Exhibition)	W, 80-53
20	Sun.	LAFAYETTE	W, 84-66
22	Tue.	HOFSTRA	W, 69-50
26	Sat.	vs. North Carolina State!	L, 48-61

DECEMBER

3	Sat.	MICHIGAN (ESPN2)	L, 67-71
7	Wed.	at Alabama (22/19) (ESPN)	W, 78-71
10	Sat.	FLORIDA INTERNATIONAL	W, 81-47
18	Sun.	at IPFW	W, 65-63
21	Wed.	NIAGARA	W, 80-59
23	Fri.	COLUMBIA	W, 75-68
28	Wed.	FORDHAM	W, 85-49
30	Fri.	WOFFORD	W, 74-71

JANUARY

4	Wed.	at Pittsburgh * (22/20)	L, 97-100 (2OT)
7	Sat.	at DePaul *	L, 67-73
11	Wed.	SYRACUSE * (-/24) (ESPN2)	L, 82-88
14	Sat.	PROVIDENCE * (ESPNJ)	W, 92-77
20	Fri.	at Marquette * (ESPNJ)	L, 65-67
24	Tue.	GEORGETOWN * (21/-) (ESPNJ)	L, 82-85 (2OT)
28	Sat.	VILLANOVA * (6/6) (ESPN2)	L, 70-72

FEBRUARY

1	Wed.	at West Virginia * (11/11) (ESPN)	L, 70-71
4	Sat.	at Louisville * (ESPN)	L, 86-89 (OT)
8	Wed.	RUTGERS * (ESPN Classic)	W, 90-63
15	Wed.	SOUTH FLORIDA *	W, 62-55
18	Sat.	at Seton Hall *	W, 102-91
21	Tue.	at Connecticut * (3/4)	L, 74-75 (OT)
25	Sat.	MARQUETTE * (ESPNJ)	6:00 p.m. (EST)

MARCH

1	Wed.	at Providence * (ESPN)	7:30 p.m. (EST)
4	Sat.	DEPAUL * (ESPN)	4:00 p.m. (EST)
8-11	Wed.-Sat.	BIG EAST Championship (Madison Square Garden)	TBA
16-19	Thur.-Sun.	NCAA First and Second Rounds	
23-26	Thur.-Sun.	NCAA Regional	

APRIL

1 & 3	Sat. & Mon.	NCAA Final Four (RCA Dome - Indianapolis, Ind.)	7:30 p.m. (EST)
-------	-------------	--	-----------------

* - indicates BIG EAST game

! - John R. Wooden Tradition (Conseco Fieldhouse - Indianapolis, Ind.)

() - indicates Associated Press and ESPN/USA Today rankings at time of game

Broadcast Information

Television: ESPNJ — Lou Canellis (play-by-play analyst) and Donny Marshall (color analyst)

Radio: Jack Lorri (play-by-play) and Jack Nolan (color analyst).

Notre Dame Sports Properties originates the Notre Dame Radio Network which includes: ESPN Radio in Chicago (Chicagoland area and Midwest); WZOW 97.7 FM and 102.3 FM in South Bend, Ind.; ESPN 950 AM in Indianapolis, Ind.; WGL 1250 AM in Fort Wayne, Ind. and Northeast, Ind.; WLUV 96.7 AM in Rockford and DeKalb, Ill. and Beloit and Janesville, Wis.; WEFM 95.9 FM in Michigan City and Gary, Ind.; ESPN (WRSW) 1480 AM in Warsaw, Ind.; WAMW 107.9 FM and 1580 AM in Washington, Ind.; and www.und.com.

Real-Time Stats: Live in-game statistics are available for all home games, via the Notre Dame athletic website (www.und.com).

Tonight's Game:

Notre Dame and Marquette square off for the second time this season as the Irish look to avenge a Jan. 20 setback at the Bradley Center when they dropped a 67-65 decision... Winners of three of the last four, Notre Dame had its three-game win streak snapped (its longest in conference play this season) on Tuesday night in a 75-74 overtime decision at Connecticut ... The Irish rallied from a 19-point second-half deficit and took a six-point lead with less than four minutes left in regulation before the Huskies forced overtime ... It was the seventh game against a ranked opponent this season (Notre Dame is 1-6) and the fourth overtime contest this season (the Irish are 0-4) ... After starting 1-8 and losing five straight BIG EAST games for the first time since becoming a league member in 1996-95, the Irish had won three straight conference games prior to Tuesday night's loss at Connecticut ... Notre Dame's last three-game win streak in league play was during the 2003-04 campaign with victories over Connecticut (80-74), Seton Hall (71-68) and Syracuse (84-72) ... The nine BIG EAST losses (four in overtime, including two double-overtime decisions) suffered by the Irish have been by a combined 27 points (3.0 points per game), while the 11 losses have totalled 44 points (4.0 points) ... Notre Dame has been involved in 10 contests that have been decided by five points or less, while five games have been decided by six to 10 points ... Notre Dame is 2-8 in games decided by five points or less and 3-2 in games where the outcome is six to 10 points ... Notre Dame and Marquette will be meeting for the 107th time this evening with the Irish owning a 75-36 advantage in the series ... Notre Dame is 43-10 against the Golden Eagles at home and 13-6 at the Joyce Center ... Marquette's last visit to the Joyce Center was on Dec. 2, 2002 with the Irish earning a 92-71 victory.

Always In It:

Notre Dame's 11 losses this season have been by a combined 44 points for an average of 4.0 points per game ... The only double-digit loss was to North Carolina State (61-47) ... The nine BIG EAST losses are by a combined 27 points (3.0) ... The Irish's 27-point margin of victory against Rutgers (90-63) on Feb. 8 matched the largest for a Notre Dame team in BIG EAST play since becoming a member in 1995-96.

TONIGHT'S PROBABLE STARTING LINEUP

No.	Player	Pos	Ht.	Wt.	Yr.	2005-06 Statistics		
						PPG.	RPG	Notes
34	Torin Francis	F	6-11	252	Sr.	10.9	9.3	910 career rebounds ranks seventh all-time
2	Chris Quinn	G	6-2	185	Sr.	18.7	3.9	Has registered 30-plus points in four games this season
15	Colin Falls	G	6-5	204	Jr.	14.6	2.6	Averaging 27.5 points per game in last two outings
23	Kyle McAlarney	G	6-1	200	Fr.	6.3	1.6	Has started each of the last five games and eight overall
43	Russell Carter	G	6-4	223	Jr.	10.6	5.1	Netted double figures in four of the last five games

OFF THE BENCH

No.	Player	Pos	Ht.	Wt.	Yr.	2005-06 Statistics		
						PPG.	RPG	Notes
11	Rick Cornett	F	6-9	244	Sr.	5.5	3.8	Has scored in double figures in five games and in two of the last four
24	Chris Murphy	G	6-7	216	Sr.	0.5	0.5	Second-year walk-on scored first career points vs. Fordham
31	Rob Kurz	F	6-9	238	So.	6.3	4.5	Registered first career double-double vs. South Florida
33	Zach Hillesland	G	6-9	226	Fr.	0.7	0.3	Has played in 11 this season; missed three games with back spasms
35	Kieran Piller	G	6-2	190	Jr.	0.7	0.0	First-year walk-on sank two free throws against Fordham
40	Luke Zeller	F/C	6-11	240	Fr.	3.8	3.5	Scored in double figures and grabbed nine rebounds in three games
42	Ryan Ayers	G/F	6-8	203	Fr.	0.7	0.5	Has played in 15 games and is averaging 6.1 minutes per game

Tonight's Storylines

... Notre Dame and Marquette will be meeting for the 107th time this evening ... The contest will mark the second time the two schools have met as BIG EAST foes.

... Colin Falls is averaging 27.5 points per game and is shooting 19-36 (.523) from the field and 13-29 (.448) from three-point range.

... Torin Francis is one of just seven players in school history to grab 900 rebounds.

... Notre Dame is averaging 82.0 ppg. in its last four outings.

Going Overtime:

Notre Dame's 75-74 overtime loss to Connecticut on Tuesday night marked the fourth overtime contest for the Irish this season ... It marks the most overtime games Notre Dame has played since 1972-73 campaign (Digger Phelps' second season) as the Irish were 2-2 in those contests ... Notre Dame also played four overtime games in 1970-71 and finished with a 1-3 record ... The most overtime games in a single season was in 1955-56 when that Notre Dame team played five and were 1-4 in those games.

Men In Black:

Against Seton Hall one week ago, Notre Dame wore black uniforms with kelly green and white trim, marking the first time in school history that any Irish athletic team had worn black uniforms ... Notre Dame's three uniform colors this season have been white, blue or gold ... In the past, green also has been part of Notre Dame's uniform color ... Against Connecticut, the Irish donned the black jerseys for the second straight game.

Bustin' Out:

Notre Dame has topped the 90-point mark in four games this season (all in BIG EAST play) ... The last time a Notre Dame team went over the 90-point mark three-plus times was during the 2002-03 campaign when that Irish squad hit the 90-point mark on eight occasions ... In its 90-63 victory over Rutgers, Notre Dame scored 52 second-half points and shot a season-best 58.9 percent from the field ... Notre Dame topped the 90-point mark for the second time in a BIG EAST game this season in its win over Providence on Jan. 14 ... The 52 points scored in the first half were the most-ever by an Irish team in the first half of a BIG EAST contest ... Notre Dame shot 56.9 percent from the field (its third game this season shooting better than 50 percent) and 61.9 percent from three-point range as the Irish connected on 13-21 from beyond the arc ... It marked the best-ever three-point shooting percentage by a Notre Dame team in a BIG EAST game.

Piling Up The Points In BIG EAST Play:

Notre Dame has scored 90-plus points in nine games all-time in BIG EAST play (spanning 11 seasons), with four coming in the 2005-06 season (the others are three in 02-03 and two in 01-02) ... Notre Dame has scored 90-plus points in regulation of a BIG EAST game six times, with half of them coming this season (the others are two in 02-03 and one in 01-02) ... The Seton Hall game marked the first time since Feb. 23, 2003 that an Irish team had scored more than 92 points in regulation of a BIG EAST game.

ESPN/USA Today (Week of Feb. 20)

		LW
1.	Duke	2
2.	Villanova	4
3.	Memphis	3
4.	Connecticut	1
5.	Gonzaga	5
6.	George Washington	8
7.	Texas	6
8.	Illinois	12
9.	Florida	7
10.	Pittsburgh	9
11.	Tennessee	10
12.	Ohio State	12
13.	Boston College	15
14.	North Carolina St.	18
15.	West Virginia	11
16.	Michigan State	16
17.	UCLA	14
18.	Kansas	22
19.	Washington	21
20.	Oklahoma	19
21.	North Carolina	23
22.	Iowa	20
23.	Georgetown	17
24.	LSU	25
25.	George Mason	NR

bold indicates games against 2005-06 opponents

90-Point Games vs. BIG EAST Teams

116-111 - at Georgetown (2/9/02), 4 OT (84 pts in regulation)
 102-91 - vs. Seton Hall (2/18/06; CA Arena)
 101-96 - at Boston College (1/25/03), OT (82 in reg.)
 98-76 - Virginia Tech (2/23/03)
 97-100 - at Pittsburgh (1/4/06), 2 OT (84 in reg.)
 92-93 - Georgetown, (1/25/03), 2 OT (69 in reg.)
 92-77 - Providence (1/14/06)
 90-63 - Rutgers (2/8/06)
 90-77 - at Miami (2/23/02)

Thirty Something I:

Chris Quinn's 34-point performance against Seton Hall last Saturday night marked his fourth 30-plus point performance of the season ... Three of his 30-point efforts have come on the road this season and all four have been in BIG EAST play ... His 31-point performance against Louisville on Feb. 4 marked his third 30-plus point effort of the season ... Quinn's first career 30-point game came against Pittsburgh when he tossed in a career-high 37 points in a 100-97 double-overtime loss ... Against Providence 10 days later, he netted 31 points ... Quinn is the first Notre Dame player since Troy Murphy in 2000-01 to record four 30-plus outings (Murphy had five that season) ... He is just the third Notre Dame player to record four 30-plus performances during BIG EAST play ... The other two were Pat Garrity in 1997-98 and Troy Murphy in 1999-2000 ... Prior to Quinn's second 30-plus point performances against Providence, the last Notre Dame player to have multiple 30-point performances in a season was Chris Thomas during the 2003-04 season as he also registered two outings with 30 or more points that season — 31 vs. Connecticut and 39 vs. St. Louis.

Thirty Something II:

Chris Quinn's 34 points and Colin Falls' 32 marked the first time since Jan, 11, 1992 that two Notre Dame had two 30-point scorers in the same game ... In that contest, an 88-76 win against North Carolina at Madison Square Garden, LaPhonso Ellis netted 31 points and Daimon Sweet finished with 30 ... The 66 points combined were the most by two Irish players in a single game since Austin Carr and Collis Jones combined for 90 points against Butler in a 121-114 victory on the road on Feb. 23, 1970 ... In that game, Carr finished with 50, while Jones scored 40.

Associated Press (Week of Feb. 20)

		LW
1.	Duke	2
2.	Villanova	4
3.	Connecticut	1
4.	Memphis	3
5.	Gonzaga	5
6.	George Washington	7
7.	Texas	6
8.	Illinois	14
9.	Pittsburgh	9
10.	Tennessee	8
11.	Boston College	13
12.	Florida	10
13.	Ohio State	12
14.	West Virginia	11
15.	North Carolina St.	21
16.	Kansas	22
17.	Washington	20
18.	Michigan State	16
19.	UCLA	15
20.	Iowa	18
21.	North Carolina	23
22.	Oklahoma	19
23.	Georgetown	17
24.	LSU	25
25.	Northern Iowa	NR
	Nevada	NR

bold indicates games against 2005-06 opponents

BIG EAST Bites

BIG EAST ROAD RECORDS IN LEAGUE PLAY SINCE 2000-01*

Team	Record
Connecticut	27-20 (.574)
Pittsburgh	27-20 (.574)
Syracuse	25-21 (.543)
Villanova	22-24 (.478)
NOTRE DAME	22-25 (.468)
Georgetown	20-27 (.426)
Providence	19-27 (.413)
Seton Hall	14-32 (.304)
West Virginia	14-33 (.298)
St. John's	10-37 (.213)
Rutgers	5-42 (.106)

*does not include Cincinnati, DePaul, Louisville, Marquette and South Florida

IRISH ONE OF BIG EAST'S BEST DURING LAST FIVE SEASONS

Since Mike Brey's arrival, Notre Dame owns one of the BIG EAST's best regular-season records.

	Record
Connecticut	67-26 (.720)
Pittsburgh	65-27 (.707)
Syracuse	61-32 (.656)
NOTRE DAME	53-40 (.570)
Villanova	52-41 (.559)
Georgetown	46-48 (.489)
Providence	45-48 (.484)
Seton Hall	41-52 (.441)
West Virginia	38-55 (.407)
St. John's	33-61 (.351)
Rutgers	29-65 (.308)

No Mistakes In These Efforts:

Freshman Kyle McAlarney, who has started each of the last four games and seven contests overall this season, dished off a combined 12 assists in the Rutgers and South Florida contests and not commit a turnover in averaging 33.5 minutes per game ... It marked the first time in his career that he has not committed a turnover in consecutive games ... While averaging 22.2 minutes per game, McAlarney has dished off 61 assists and turned the ball over 38 times.

Free Falls-ing:

Colin Falls has scored in double figures in 16 games this season and netted 20-plus points in six games overall ... His career-high 32-point outing versus Seton Hall one week ago and 23-point performance against Connecticut on Tuesday night marks the first time in his career that he recorded back-to-back 20-point outings ... Against Seton Hall, he connected on 10-17 from the field and 8-15 from three-point range ... His eight three-point field goals tied the single-game school record he already held with Keith Friel and Matt Carroll ... Heading into the Seton Hall game, Falls was just 4-17 (.235) from the field and 1-12 (.083) from three-point range in the two previous outings against Rutgers and South Florida ... In the eight games prior to Rutgers (vs. DePaul, Syracuse, Providence Marquette, Georgetown, Villanova, West Virginia and Louisville), he averaged 17.6 points and shot 47.3 percent (43-91) and 48.1 percent (38-79) from three-point range ... His 141 points over those eight contents was the highest eight-game point total in consecutive outings during his career ... Against Connecticut, he was 9-19 from the field and 5-14 from beyond the arc as he played 45 minutes of the overtime contest.

Falls Zeros In On Three-Point Mark:

Colin Falls is within reach of Matt Carroll's single-season three-point record of 99 that he set during the 2002-03 season ... Heading into tonight's game, Falls has 87 three-point field goals this season ... Last year, his 93 three-pointers set the mark for most three-pointers by a sophomore and were the third-most all-time in a single season ... He will look to become the first Irish player in school history with better than

90 three-pointers in two seasons ... Chris Thomas' 94 three-point field goals during his junior year in 2003-04 were the second-most all-time in a single season.

Quinn Named To NABC District 10 Team:

Chris Quinn was named to the National Association of Basketball Coaches (NABC) District 10 First Team ... Joining him on the squad were Terence Dials (Ohio State), Marco Killingsworth (Indiana), Eric Hicks (Cincinnati) and Brian Thornton (Xavier).

Quinn Feeling Generous:

Senior co-captain Chris Quinn has been on a scoring tear of late, averaging 20.6 points per game (330 points) over his last 16 outings, but he has been just as adept at helping his teammates find scoring opportunities ... Over that same 16-game stretch, Quinn is averaging 6.8 assists (108 assists) and ranks eighth nationally in that category.

Backcourt Prowess:

Notre Dame's backcourt of Chris Quinn, Colin Falls and Kyle McAlarney had its most productive outing of the season in the win over Providence on Jan. 14 ... The trio combined for 67 of the team's 92 points and shot a combined 23-32 (.718) from the field and 13-19 (.684) from three-point range ... Quinn was 11-14 overall and 5-7 from beyond the arc, while Falls connected on 8-12 and 5-9 from three-point range ... McAlarney was 4-6 from the field and 3-3 from the three-point stripe.

Beyond The Arc:

Notre Dame's 17 three-pointers against Louisville on Feb. 4 tied the school record set against St. John's on March 6, 2004 at Madison Square Garden ... Notre Dame is averaging 9.8 three-pointers in 24 games and 11.2 since the start of BIG EAST play ... Notre Dame has made 10-plus threes in nine of the last 13 games and in 12 games overall ... The Irish rank third nationally in three-point field goals made.

Paint Production:

Notre Dame's inside game proved dominant in the victory over Rutgers on Feb. 8 as the Irish outscored the Scarlet Knights 40-24 ... Torin Francis and Rick Cornett combined for their most productive outing together this season as they scored 35 points ... Francis netted 21 points on 8-12 shooting from the field, while Cornett tossed in a season-high 14 points, hitting 5-8 ... In the previous outing against Louisville, the duo was just 1-11 from the field and scored a combined three points.

Like A Lighting Rod:

All 12 of Kyle McAlarney's points against Providence came in the first half ... In fact, he scored Notre Dame's final nine points of the first half (all from three-point range) in a span of 1:30 that enabled the Irish to hold a 52-40 halftime advantage.

Comeback Kids:

Despite a 4-9 BIG EAST record, Notre Dame has made comebacks in seven contests and put themselves in position to win the game ...

• **at Pittsburgh (1/4):** Notre Dame trails the Panthers by nine with 47 seconds to play in regulation and stages a furious comeback, outscoring Pittsburgh 13-4 ... Notre Dame ties the score (77-77) with 14 seconds to play on Colin Falls' three-pointer... In the first overtime, Pittsburgh leads by seven with 1:08 to play, but the Irish outscore the Panthers 10-3 down the stretch ... Chris Quinn scores Notre Dame's final five points, including a game-tying layup with five seconds left in the first overtime session ... In the second overtime, the Irish take a three-point lead (97-94) with 2:20 to play, but are held scoreless down the stretch.

• **at DePaul (1/7):** Notre Dame trails by 17 less than nine minutes into the contest and trail by 10 (37-27) at the break ... Notre Dame erases the halftime deficit with three three-pointers by Colin Falls and a basket by Torin Francis to cut the deficit to one ... Notre Dame ties the game with 10:54 remaining, but is never able to take the lead.

• **vs. Syracuse (1/11):** Syracuse opens up an 11-point lead (68-57) in the second half with 8:32 to play, but the Irish pull to within two (73-71) with 5:33 remaining, Syracuse opens up a seven-point lead with 1:46 left to play ... The Irish close to within three with 45 seconds, but could get no closer.

Series Record vs. Marquette

Notre Dame leads 75-31

Home: 43-10, Away: 32-21, Neutral: 0-0

Date	Site	Result	Score
1-31-20	Notre Dame, IN	L	22-23
2-5-21	Milwaukee, WI	L	19-26
2-4-27	Milwaukee, WI	W	27-23
2-26-27	Notre Dame, IN	W	33-13
2-23-28	Milwaukee, WI	W	21-12
3-3-28	Notre Dame, IN	W	24-19
2-5-29	Milwaukee, WI	W	29-17
3-2-29	Notre Dame, IN	W	19-16
1-11-30	Notre Dame, IN	W	44-28
2-4-30	Milwaukee, WI	W	20-18
1-13-31	Notre Dame, IN	W	30-23
3-6-31	Milwaukee, WI	W	26-25
1-12-32	Notre Dame, IN	W	43-31
3-4-32	Milwaukee, WI	W	37-26
1-7-33	Notre Dame, IN - ot	L	32-35
3-7-33	Milwaukee, WI	W	36-34
1-9-34	Notre Dame, IN	W	30-28
3-10-34	Milwaukee, WI	L	20-21
1-8-35	Notre Dame, IN	W	23-20
3-1-35	Milwaukee, WI	L	21-36
1-14-36	Notre Dame, IN	W	37-22
3-7-36	Milwaukee, WI	W	37-34
2-23-37	Notre Dame, IN	W	41-24
3-6-37	Milwaukee, WI	W	39-35
2-9-38	Milwaukee, WI	L	43-45
3-4-38	Notre Dame, IN	W	39-28
2-18-39	Notre Dame, IN	L	22-47
2-25-39	Milwaukee, WI	L	50-58
2-20-40	Notre Dame, IN	W	56-39
3-2-40	Milwaukee, WI	W	36-32
2-1-41	Notre Dame, IN	W	58-40
3-8-41	Milwaukee, WI	W	44-39
1-31-42	Notre Dame, IN	W	66-42
3-7-42	Milwaukee, WI	L	43-46
2-2-43	Notre Dame, IN	W	50-45
3-6-43	Milwaukee, WI	W	49-47
1-11-44	Notre Dame, IN	W	52-46
1-29-44	Milwaukee, WI	L	43-60
1-16-45	Notre Dame, IN	W	79-56
2-17-45	Milwaukee, WI	L	55-56
1-22-46	Notre Dame, IN	W	69-67
2-16-46	Milwaukee, WI	L	59-68
1-28-47	Notre Dame, IN	W	87-61
3-8-47	Milwaukee, WI	W	73-68
2-25-48	Notre Dame, IN	W	72-55
3-6-48	Milwaukee, WI	W	76-62
2-8-49	Milwaukee, WI	W	71-64
2-16-49	Notre Dame, IN	W	59-42
2-4-50	Notre Dame, IN	W	79-61
3-4-50	Milwaukee, WI	W	65-58
2-3-51	Notre Dame, IN	W	82-56
3-3-51	Milwaukee, WI	L	50-55
1-12-52	Notre Dame, IN	W	74-56
2-7-52	Milwaukee, WI	L	50-57
12-13-52	Milwaukee, WI	W	84-64
2-18-53	Notre Dame, IN	W	74-68
2-25-54	Notre Dame, IN	W	79-66
3-6-54	Milwaukee, WI	W	79-68
2-24-55	Notre Dame, IN	L	74-84
3-5-55	Milwaukee, WI	W	85-64
2-20-56	Notre Dame, IN	W	88-85
2-29-56	Milwaukee, WI	W	87-69
2-26-57	Milwaukee, WI	W	76-56
3-6-57	Notre Dame, IN	W	94-55
12-14-57	Milwaukee, WI	L	64-78
2-10-58	Notre Dame, IN	W	106-74
2-24-59	Milwaukee, WI	L	76-95
3-7-59	Notre Dame, IN	W	51-35
2-7-70	Notre Dame, IN - 2ot	W	96-95

• **at Marquette (1/20):** Notre Dame opens up an 11-point lead (30-19) with 5:01 remaining in the first half, but the Golden Eagles pull to within three (33-30) at the break ... Marquette takes the lead 44-43 with 13:38 remaining and has a six-point advantage (54-48) with 9:29 to play ... Notre Dame leads by three (59-56) with 7:09 to play and owns a two-point advantage (65-63) with 2:46, but the Irish are held scoreless down the stretch and the Golden Eagles pull out the victory on Steve Novak's jumper with one second remaining.

• **vs. Georgetown (1/24):** The Irish fall behind by as many as 15 in the first half and trail (36-28) at intermission ... The Hoyas hold a seven-point lead (63-56) with 3:13 remaining, but the Irish pull to within two (67-65) with nine seconds left ... Georgetown converts one of two free-throw attempts to lead by four with eight seconds left in regulation ... With one second remaining, Colin Falls nails a three-pointer and is fouled and converts the free throw to send the game into overtime ... In the first overtime session, Georgetown jumps out to a three-point advantage, but Rick Cornett's dunk with 40 seconds remaining knots the game at 76-76 — the third tie in overtime ... Chris Quinn misses a layup at the buzzer as the teams head into overtime ... Georgetown scores the first three points of overtime and go on to earn a three-point victory.

vs. Villanova (1/28): Notre Dame starts off strong and opens up a seven-point advantage with 5:18 to play in the first half, before Villanova closes out the final five minutes with an 18-10 run to take a 35-34 halftime lead ... The Wildcats outscore Notre Dame 24-8 in the first nine minutes of the second half and hold a 17-point advantage (59-42) with 10:42 to play ... Notre Dame holds Villanova scoreless for more than five minutes and cut the deficit to 11 points (61-50) with 7:08 to play ... Notre Dame then goes on a 16-2 run and take the lead 66-63 with 1:38 to play ... Villanova cuts the lead to one on two free throws, but two free throws by Russell Carter gives the Irish a 68-65 advantage with 1:03 to play ... The Wildcats take a 69-68 lead after two free throws from Randy Foye and a layup by Allan Ray ... Torin Francis knots the game at 70-70 on a layup with 13 seconds remaining, but Kyle Lowry's tip-in with less than two seconds gives Villanova the victory.

at West Virginia (2/1): Notre Dame trails by as many as 15 (29-14) with 6:50 to play in the first half, but the Irish close out the stanza with a 21-10 run, including a three-pointer by Chris Quinn as time expires ... The Irish jump out to a three-point advantage early in the second half, but the Mountaineers lead by five with 13:30 to play in the contest ... The game remains close for the final 13 minutes ... Notre Dame enjoys a one-point lead (62-61) with 5:14 left to play, but the Mountaineers take a six-point lead 71-65 with 1:40 remaining ... The Irish hold West Virginia scoreless for the remainder of the contest and close to within the final 71-70 outcome on a jumper by Russell Carter with 1:26 to play and a three-pointer by Quinn with 49 seconds left ... A missed layup by Johannes Herber gives Notre Dame the final position with 15 seconds to play ... Quinn is unable to convert a jumper with four seconds left as West Virginia holds on for the victory.

at Louisville (2/4): Two free throws by Chris Quinn give Notre Dame an 80-77 lead with 11 seconds to play ... Taquan Dean's three-pointer with one second remaining sends the game into overtime ... The Irish take a one-point lead 20 seconds into the overtime session ... With 2:43 remaining, David Padgett's tip-in gives the Cardinals an 86-82 advantage ... Notre Dame ties the game with 50 seconds left in overtime on back-to-back jumpers by Quinn and Russell Carter ... Brandon Jenkins scores the last three points of the game for Louisville with a layup at 22 seconds and then on a free throw with eight seconds left.

at Connecticut (2/21): Trailing by 16 (48-32) at the half and by as many as 19 in the second half, Notre Dame goes on an 18-0 and 25-2 run in the second half ... Trailing 58-41 with 15:49 to play, the Irish make up the deficit in just over five minutes and take a 61-60 lead with 10:35 to play ... Notre Dame goes up by as many as six on two occasions and hold a six-point advantage (69-63) with 5:19 to play ... Connecticut holds the Irish scoreless in the final 3:43 and Marcus Williams' jumper off of a missed free throw with nine seconds remaining sends the game into overtime ... Notre Dame is just 1-5 in the overtime session and misses two key free throws, but does have a chance to win the game ... Trailing 75-74 with 46 seconds remaining, a shot attempt by Russell Carter is blocked and Chris Quinn's running floater misses with one second remaining.

A 'Quinn'essential Performance:

Senior co-captain Chris Quinn's career-high 37 points against Pittsburgh in Notre Dame's double-overtime nailbiter on Jan. 4 was a

1-12-71	Milwaukee, WI	L	66-71
1-24-72	Notre Dame, IN	L	62-77
1-13-73	Milwaukee, WI	W	71-69
1-29-74	Notre Dame, IN	W	69-63
1-18-75	Milwaukee, WI	L	68-71
2-28-76	Notre Dame, IN	L	75-81
1-16-77	Milwaukee, WI	L	69-78
2-26-78	Notre Dame, IN	W	65-59
1-13-79	Milwaukee, WI	W	65-60
2-24-80	Notre Dame, IN	L	74-77
1-10-81	Milwaukee, WI	L	52-54
1-30-82	Notre Dame, IN	L	62-70
1-15-83	Milwaukee, WI	W	59-57
2-25-84	Notre Dame, IN	W	65-56
1-12-85	Milwaukee, WI	W	63-62
3-6-85	Notre Dame, IN	W	66-60
2-1-86	Notre Dame, IN- ot	W	72-70
3-1-86	Milwaukee, WI	W	74-66
1-29-87	Notre Dame, IN	W	58-48
2-28-87	Milwaukee, WI	W	72-60
1-9-88	Milwaukee, WI	W	62-44
3-5-88	Notre Dame, IN	W	72-50
2-2-89	Notre Dame, IN	W	83-68
3-8-89	Milwaukee, WI	W	67-63
12-9-89	Milwaukee, WI	L	68-80
2-14-90	Notre Dame, IN	W	79-76
1-17-91	Notre Dame, IN	W	80-73
2-12-91	Milwaukee, WI	W	63-62
1-21-92	Milwaukee, WI	W	69-63
2-18-92	Notre Dame, IN	W	60-53
2-17-93	Notre Dame, IN	L	61-69
2-17-94	Milwaukee, WI	W	68-58
2-25-95	Notre Dame, IN	L	63-65
11-21-97	Milwaukee, WI	L	48-72
12-2-02	Notre Dame, IN	W	92-71
12-01-03	Milwaukee, WI	L	58-71
1-20-06	Milwaukee, WI	L	65-67

Scoring	Total	Average
Notre Dame	6159	58.1
Marquette	5615	52.9

Current Win Streak: Marquette, 2 games

Brey vs. Marquette: 1-2

ND Biggest Win: 39 (94-55 on 3-6-57)

Marquette Biggest Win: 25 (47-22 on 3-6-57)

ND Biggest Win Streak: 12 (from 1927-32)

Marquette Biggest Win Streak: 3 (two times)

single-game record for the Petersen Events Center (the Panthers' home arena) ... From the 4:02 mark of the second half — when the Irish were down 64-55 — Quinn scored 16 straight Notre Dame points to bring them within three, 77-74, with 14 seconds left in regulation and then picked up the assist on Colin Falls' game-tying three-point field goal in regulation ... On top of those gaudy scoring numbers, Quinn also tied a career-high by dishing out nine assists and chipped in six rebounds. Quinn also set personal bests in field goals (12), field goals attempted (23) and minutes played (49) in the contest ... The 37 points also was a Petersen Events Center single-game record ... The point total matched Pat Garrity's 37-point performance against Seton Hall on Jan. 17, 1998 and Troy Murphy's 37-point effort against Rutgers on Jan. 6, 2001 as the most points scored by an Irish player in a BIG EAST game ... It also was the first 30-point plus effort by a Notre Dame player since Chris Thomas scored 39 points against Saint Louis in the second round of the NIT on March 22, 2004.

Opponents Take Notice:

Freshman Kyle McAlarney has scored double figures in six games this season ... The Irish rookie has played in all 24 contests and made eight starts (seven in BIG EAST play) ... He earned his first career start against IPFW when Chris Quinn missed the contest due to an ankle injury and has been in the starting lineups against Marquette, Georgetown, Louisville and Rutgers ... McAlarney is the fifth-leading scorer, averaging 6.3 points and is shooting 44.2 percent from the field ... McAlarney had

scored in double-figures in four straight games before the Pittsburgh contest on Jan. 4 ... The last freshman to have four consecutive double-figure scoring outings was Chris Thomas in 2001-02 when he had streaks of nine and seven straight games in double figures.

Points Are Plenty:

Notre Dame has topped the 80-point mark 12 times in 24 games this season and scored 90-plus points on four occasions ... The Irish are averaging 80.4 points in BIG EAST play ... Their 85-49 (36 points) victory over Fordham was their largest of the season ... Last year, Notre Dame reached the 80-point plateau only once — an 88-73 win over Marist on Dec. 22, 2004 ... The last time the Irish scored 80 or more points at least four times in one season was 2003-04, when they accomplished the feat six times, but didn't collect their fourth 80-point outing until their 20th game ... The last team to score 80-plus points in four games faster than this year's Notre Dame team was the 2002-03 Irish squad, who only needed nine games to reach the mark ... The 36-point margin of victory against Fordham on Dec. 28 was the largest for an Irish team since a 44-point win against IUPUI on Nov. 18, 2002.

Close Calls:

Notre Dame has played in 15 games that have been decided by seven or fewer points ... The Irish are 5-10 in those contests ... Notre Dame was involved in 15 games last season that were decided by seven points or less ... The Irish finished with a 9-6 record in those contests.

Francis Ranks Among Best In Double-Doubles:

Senior co-captain Torin Francis' 28 career double-doubles rank him 10th in school history ... While LaPhonso Ellis' record of 54 double-doubles may be out of reach, Francis is within striking distance of some of Notre Dame's greatest players as he continues to climb the list:

- | | |
|--------------------|-----|
| 1. LaPhonso Ellis | 54 |
| 2. Bob Whitmore | 47 |
| 3. Walt Sahn | 46 |
| 4. Bob Arnzen | 45 |
| Troy Murphy | 45 |
| 6. Collis Jones | 43 |
| 7. Adrian Dantley | 39 |
| 8. Ron Reed | 34 |
| 9. Ryan Humphrey | 31 |
| 10. Torin Francis | 28 |
| 11. Tom Hawkins | 26* |
| 12. Keith Robinson | 22 |
| 13. Austin Carr | 21 |
| Pat Garrity | 21 |
| 15. Sid Catlett | 15 |

*Rebound statistics were not kept in 1956-57, Hawkins' first year of competition.

Carter Cutting Loose:

Russell Carter's performances against Louisville and Rutgers were the top back-to-back performances of his career (his 41 points are the most in consecutive outings) ... Against Louisville, Carter scored a career-high 24 points (the first 20-point effort of his career) in the overtime loss while playing 38 minutes and grabbing six boards ... He shot 8-11 (.727) from the field and was 4-6 (.667) from three-point range ... In the win over Rutgers, he netted 17 points and grabbed nine rebounds ... Carter was 5-11 from the field and 3-7 from beyond the arc in 31 minutes ... Prior to his scoring eight points against Connecticut, he had been in double figures in four consecutive games (a first in his career).

Rookie Ball:

With Chris Quinn out of the lineup against IPFW due to an injury, freshman Kyle McAlarney started at point guard for the Irish ... Also in the starting lineup was another first-year player, Luke Zeller ... Zeller has been in the starting rotation for the last four games since earning his first career start against Alabama ... The last time two freshmen were in the starting lineup in the same game was during the 2001-02 campaign when Chris Thomas and Jordan Cornette made starts together six different times throughout the season.

Free-Throw Shooting In Last Five Minutes And Overtime:

Rob Kurz	20-26 (.769)
Kyle McAlarney	7-8 (.875)
Chris Quinn	46-50 (.920)
Torin Francis	14-19 (.737)
Colin Falls	16-17 (.941)
Russell Carter	13-18 (.722)
Rick Cornett	4-11 (.363)
Luke Zeller	2-6 (.333)
Ryan Ayres	2-2 (1.000)
Zach Hillesland	2-2 (1.000)
Kieran Piller	2-2 (1.000)
Chris Murphy	0-2 (.000)
	128-163 (.785)
Opponents	88-126 (.698)

Series Record vs. Marquette:

Notre Dame and Marquette will be meeting for the 107th time in the long and storied history of the series with the Irish holding a 75-31 advantage ... Tonight's game is the second-ever matchup between the two teams as BIG EAST foes ... Marquette has won four of the last five meetings between the two schools ... Notre Dame's last win in the series was a 92-71 decision on Dec. 2, 2002.

Double Delight:

In the win over IPFW, Notre Dame had two players register double-doubles in the same game ... Torin Francis recorded his third double-double of the season with 24 points and 11 rebounds, while teammate Russell Carter earned his first career double-double with an 11-point and 14-rebound effort ... The 14 boards were a career high for Carter ... Ironically, the last time two Irish players posted double-doubles in the same game was against the Mastodons in a 73-45 victory on Nov. 23, 2004 ... In the contest, Chris Thomas finished with 10 points and 11 assists, while Dennis Latimore had 12 points and 11 rebounds ... Against Syracuse, Francis again recorded a double-double with 13 points and 10 rebounds, while Colin Falls registered his first career double-double as he netted 18 points and handed out a career-high 10 assists.

Francis Collects 900th Rebound:

With his 10 rebounds against Seton Hall, Torin Francis became just the seventh player in Notre Dame history to grab 900 rebounds ... Francis stands seventh on the all-time Irish rebounding charts ... He currently has 910 career boards in 107 games.

Double The Pleasure:

Torin Francis' 22 points and 13 rebounds against Michigan marked his second straight double-double following a 13-point and 11-rebound effort against North Carolina State ... It also marked the third time in four games that he had grabbed 10-plus rebounds (he also had 14 in the season opener against Lafayette) ... Francis only recorded back-to-back double-doubles once last season — 16 pts./10 rebs. vs. Pittsburgh and 21 pts./13 rebs. vs. Rutgers ... He nearly had a double-double against Alabama finishing with 14 points and nine rebounds ... His third double-double of the season came against IPFW as he netted a season-high 24 points (one off of his career high) and grabbed 11 rebounds ... He registered his fourth of the season in Notre Dame's win over Wofford as he scored 12 points and grabbed 11 boards and had his fifth against Syracuse with 13 points and 10 rebounds ... Francis has scored in double figures in 60 career games, netted 20-plus points in 13 contests and registered 28 career double-doubles (good for 10th in school history).

The Irish All-Time:

The 2005-06 men's basketball campaign marks the 101st season of basketball and 11th as a member of the BIG EAST Conference ... In 100-plus seasons, Irish teams have posted a 1578-874 record for a .644 winning percentage ... In BIG EAST play, Notre Dame owns an 88-93 (.486) record all-time in conference regular-season play.

The Captains:

Guard Chris Quinn and forwards Torin Francis and Rick Cornett are serving as captains for the 2005-06 season ... It marks the second

straight year that Francis and Quinn have served in that role ... The duo are the 11th and 12th players to serve as two-time captains.

Postseason Trend:

Since 2000, Notre Dame has appeared in either the NCAA or NIT tournaments each of the last six years ... The Irish played in the 2000 NIT and then earned three consecutive NCAA tournament berths — 2001, '02 and '03 — followed by NIT appearances in '04 and '05 ... This is the longest stretch of postseason appearances for Irish teams since making eight consecutive postseason trips from 1983-90 — (NIT in 1983 and '84 and NCAA from 1985-90).

Home Sweet Home:

Since the inaugural season in 1968-69 at the Joyce Center, Notre Dame owns a 454-139 record all-time for a .766 winning percentage ... The Irish are 69-26 (.726) at the Joyce Center during Mike Brey's five seasons, and since the 1996-97 campaign, they own a 117-41 mark for a .741 winning percentage ... Notre Dame's 10-4 mark this season at home marks the eighth time in nine years that the Irish won 10 or more home games.

Welcome To The Club:

With his career-high 26-point performance against Michigan on Dec. 3, Chris Quinn became the 44th player in Notre Dame basketball history to score 1,000 career points ... In 117 (he played in his 100th career game against Florida International) career outings, Quinn has scored 1,371 points for an 11.7 career scoring average.

Francis Gets To 1,000:

With his first basket of the game against Florida International on Dec. 10, Torin Francis became the 45th player in Notre Dame basketball history to score 1,000 points, joining teammate Chris Quinn who just a week earlier reached the mark against Michigan on Dec. 3 ... In 107 career games, Francis has scored 1,192 points and owns an 11.1 career scoring average.

1,000-Point Duo:

Teammates Chris Quinn and Torin Francis became the 44th and 45th players, respectively, in Notre Dame basketball history to reach the 1,000-point plateau ... The senior co-captains reached the mark on successive Saturday outings ... Francis has 1,192 career points in 107 outings for an 11.1 average, while Quinn has scored 1,371 points in 116 games in an Irish uniform for a 11.7 career average ... The last time two players from the same class scored 1,000 points was Notre Dame's Class of 2002 — Troy Murphy and David Graves ... Murphy had reached the 1,000-point mark in his sophomore season and finished his career with 2,011 points before leaving after his junior year for the NBA ... In 94 career games, he averaged 21.4 points per game ... Graves finished his career with 1,746 points and reached the 1,000-point mark in his junior year (2000-01), the same season that Murphy topped the 2,000-point mark.

Quinn and Francis In Elite Company:

Senior forward Torin Francis collected his 700th career rebound in the season opener versus Lafayette, reached the 800-rebound mark against Pittsburgh on Jan. 4 and grabbed his 900th rebound against Seton Hall on Feb. 18 ... With 1,192 points, he is the 10th player in Notre Dame history to collect 1,000 career points and 800 career rebounds, joining this select company:

- Adrian Dantley (2,223 points, 843 rebounds)
- Troy Murphy (2,011 points, 924 rebounds)
- Tom Hawkins (1,820 points, 1,318 rebounds)
- Bob Arnzen (1,665 points, 944 rebounds)
- Bob Whitmore (1,580 points, 1,043 rebounds)
- LaPhonso Ellis (1,505 points, 1,075 rebounds)
- Collis Jones (1,367 points, 884 rebounds)
- Ron Reed (1,153 points, 872 rebounds)
- Walt Sahn (1,077 points, 1,146 rebounds)

Francis' classmate Chris Quinn dished out his 300th career assist in the win over Wofford ... With 1,358 career points to his credit, the Dublin, Ohio, native is the eighth player in Notre Dame history to score 1,000 points and hand out 300 assists, entering into this select company:

- Chris Thomas (2,195 points, 833 assists)
- David Rivers (2,058 points, 586 assists)
- Matt Carroll (1,850 points, 314 assists)
- David Graves (1,746 points, 340 assists)
- Elmer Bennett (1,488 points, 516 assists)
- John Paxson (1,366 points, 411 assists)
- Rich Branning (1,232 points, 466 assists)

Where Charity Prevails:

Notre Dame connected on a season-high 92.3 percent from the foul line against Marquette as the Irish hit 12 of their 13 attempts ... Notre Dame's previous season high was against IPFW (17-19 for 89.5 percent) ... The Irish shot a season-low 53.8 percent in the third game of the season against North Carolina State ... The 45 free throws attempted by Notre Dame in their win over Columbia constitute a high mark in the Mike Brey era ... In that contest, Notre Dame was 28-45 (.622) ... The 33 free throws made against Seton Hall were the most ever by an Irish team in a BIG EAST game ... Notre Dame finished 33-38 (.868) from the charity stripe in the contest and was 27-90 (.900) in the second half ... In the last five minutes, the Irish were 22-23 as Chris Quinn converted all 12 of his attempts and Rob Kurz finished 9-10 ... As a team, Notre Dame is 369-511 (72.2 percent), while opponents are 288-417 (69.1 percent).

Shuffling The Starting Five:

Through the first 24 games of this season, Notre Dame head coach Mike Brey has used six different starting lineups, each with varying results ... Senior forward Torin Francis and junior guard Colin Falls have been mainstays in the Irish starting lineups ... Chris Quinn missed a game due to injury

Lineup	Record
Quinn, Falls, Carter, Kurz, Francis	3-4
Quinn, Falls, Carter, Zeller, Francis	5-3
McAlarney, Falls, Carter, Zeller, Francis	1-0
Quinn, Falls, Carter, Cornett, Francis	1-0
Quinn, Falls, McAlarney, Kurz, Francis	0-2
Quinn, Falls, McAlarney, Carter, Francis	3-2

Hitting The Boards:

Notre Dame owns a +3.4 advantage over its opponents on the boards as the Irish are averaging 38.7 rebounds per game, compared to 35.3 by their opponents ... Notre Dame has outrebounded 17 of their 24 opponents ... The only teams to rebound the Irish are Hofstra (40-39), Columbia (39-37), Pittsburgh (51-43), Marquette (33-27), Georgetown (45-42), Louisville (42-37) and Connecticut (56-46) with the Irish owning a 2-5 record in those games ... Notre Dame has outrebounded five opponents — Lafayette (43-29), North Carolina State (38-27), IPFW (40-29), Fordham (43-31), Wofford (37-26) and West Virginia (41-22) by double digits ... Notre Dame had a streak of outrebounding opponents come to an end at six games against Columbia ... The last time an Irish team outrebounded at least six straight opponents was a stretch that spanned the 1999-00 and 2000-01 seasons when they bested nine straight teams on the boards: Georgetown (51-29), Rutgers (35-28), Miami (Fla.) (31-29), Michigan (30-26), Xavier (40-31), BYU (29-22), Penn State (38-25), Wake Forest (37-32) and Sacred Heart (48-33) ... The Irish held Fordham to 13 defensive rebounds, the lowest total in the Mike Brey era ... In a testament to their team rebounding prowess, four Irish players — Torin Francis, Luke Zeller, Russell Carter and Rob Kurz — all had seven rebounds at DePaul to help the Irish win the rebound battle 36-35 ... Notre Dame held West Virginia to just 22 boards, the fewest ever by an Irish opponent during Mike Brey's tenure.

New Faces In Irish Starting Lineup:

When the starting five took the court for Notre Dame's season-opening game against Lafayette, two of the Irish players were relatively new additions to the starting lineup ... Junior guard Russell Carter made just his second career start, while sophomore Rob Kurz was in the starting lineup for the first time in his collegiate career and has started four games overall this season ... In contrast, the other three Irish starters — senior guard Chris Quinn, senior forward Torin Francis and junior guard Colin Falls — carried 166 combined starts into the 2005-06 opener ... Freshman Luke Zeller has started nine games, while another rookie, Kyle McAlarney was in the starting five against IPFW in place of injured co-captain Chris Quinn and has made seven starter-

ing appearances overall this season ... Senior Rick Cornett earned his second career start, and first of the season, in the Columbia game ... McAlarney has earned a spot in the starting lineup in six games this season.

For The Defense:

Notre Dame's defense has yielded 1,682 points in its 24 games for an average of 70.1 points per game ... Last season, the Irish held opponents to just 64.1 points per contest, the fewest in head coach Mike Brey's five seasons ... Notre Dame has held three opponents to 50 points and under — (Hofstra, Florida International and Fordham).

Hot Stuff:

Notre Dame shot a then season-best 55.2 percent from the field against Niagara on Dec. 21 ... The Irish connected on 32-58 from the field and were 17-28 (.607) in the second half ... It was also the best a Notre Dame team has shot since February 22, 2003 versus Virginia Tech (98-76 Irish victory) when that Irish squad was 36-65 from the field for 55.4 percent ... The Irish connected on 56.9 (29-51) percent from the field against Providence on Jan. 14 marking the third game this season that they have shot better than 50.0 percent ... Notre Dame connected on 54.7 (29-53) percent against Fordham ... The Irish shot a season-best 58.9 percent from the field (33-56) against Rutgers and were 27-52 (51.9 percent) against Seton Hall which marked the fifth game this season shooting better than 50.0 percent.

McAlarney Magic:

Freshman Kyle McAlarney has played in all 24 games for the Irish and is averaging 6.3 points and 1.6 rebounds and is one of Notre Dame's top scorers off the bench ... In six of the last 16 games, he has scored in double figures, netting a career-high 16 points against Niagara, 14 points versus Columbia, 10 points against Fordham, 12 in the wins over Wofford and Providence and 13 in the loss to Villanova ... McAlarney enjoyed a stellar shooting performance in consecutive outings against Niagara, Columbia, Fordham and Wofford as he shot a combined 17-24 (.708) from the field and 12-19 (.632) from three-point range.

Tough Enough:

Notre Dame's 2005-06 schedule features five teams — Connecticut, Louisville, Alabama, West Virginia and Syracuse — that began the season ranked in the top 25 ... In addition, Notre Dame will take on eight teams that played in the 2005 NCAA Tournament — North Carolina State, Pittsburgh, Syracuse, Villanova, West Virginia, Louisville and Connecticut.

Russellmania:

Prior to the Marquette game on Jan. 20, guard Russell Carter had been in the starting lineup for 16 straight games dating back to last season ... He had been in the starting lineup for each of Notre Dame's first 15 contests and earned his first career start in the first round NIT matchup against Holy Cross in what was the final game of the season ... After not starting the Marquette and Georgetown contests, he returned to the starting lineup against Villanova ... He has started 22 games this season and 23 overall during his career ... Carter produced his best performance in an Irish uniform against Louisville as he scored a career-high 24 points on 8-11 shooting from the field, including a 4-6 performance from three-point range ... In addition, he grabbed six rebounds while playing 38 minutes ... Carter has posted 13 double-figure scoring efforts in 2005-06, including last Saturday night's 17-point effort against Seton Hall.

Big Luke:

Freshman Luke Zeller has performed well for the Irish this season and is averaging 3.8 points and 3.5 rebounds ... He keyed Notre Dame's victory over Hofstra when he scored six points and grabbed nine rebounds (eight in the second half) and was instrumental in the Irish second-half comeback against Michigan with two three-pointers as he finished with eight points and grabbed six rebounds in 23 minutes of action ... He was held scoreless and without a rebound in the first half against Niagara, but responded with four points and seven boards in the final stanza ... He chipped in three offensive rebounds en route to a five-board night against Columbia ... Against Fordham, he scored a career-high 11 points and was one rebound away from being the first Notre Dame freshman

Irish Athletes Fare Well In Graduation Success Rate Survey

Sixteen of 20 athletics programs at the University of Notre Dame compiled graduation rates of 100 percent, and none were below 90 percent, according to a new measurement developed by the NCAA.

The Graduation Success Rate (GSR) was created to more accurately reflect actual graduation rates by including transfer data in the calculation. The graduation rate methodology used for the past decade by the Department of Education counts all student-athletes who transfer from or leave an institution for any reason as non-graduates from their initial school, even if they leave in good academic standing.

College and university presidents asked the NCAA to develop a new methodology that takes into account the mobility among students in today's higher education environment. Research indicates that approximately 60 percent of all new bachelor's degree recipients are attending more than one undergraduate institution during their collegiate careers.

NCAA figures released today showed that, among Notre Dame's men's sports, baseball, cross country/track, fencing, ice hockey, soccer, swimming and tennis achieved 100 percent GSR scores. Football scored 96 percent, golf was 92 percent and basketball was 90 percent. (Lacrosse is not included because the program did not offer grants in aid during the years covered in the survey.)

The Irish women's programs with a GSR of 100 percent were basketball, cross country/track, fencing, golf, lacrosse, softball, swimming, tennis and volleyball. Soccer scored a 94 percent GSR.

Among the 119 NCAA Division I-A institutions, Notre Dame had the highest percentage of its sports with 100 percent scores, with a .800 figure (16 of 20).

Here are the top 10 in that category:

Institution	Percentage	100 Scores/Sports Rated
1. Notre Dame	.800	16/20
2. U.S. Naval Academy	.789	15/19
3. Northwestern	.722	13/18
4. Duke	.714	15/21
5. Illinois	.706	12/17
6. SMU	.643	9/14
7. Clemson	.600	9/15
8. Rice	.583	7/12
Vanderbilt	.583	7/12
10. Central Florida	.571	8/14
Wake Forest	.571	8/14

The national GSR for Division I-A is 76 percent. Only team rates were released; an aggregate rate for each institution will be announced in late January.

The first-year GSR data is based upon the entering classes from 1995 to 1998.

The GSR should not be confused with another new NCAA initiative, the Academic Progress Rate, which uses a series of formulas related to student-athlete retention and eligibility to measure the academic performance of all participants who receive a grant-in-aid on every team at every NCAA Division I college and university.

In addition to the GSR, the NCAA will continue to compile data and release results based upon the federally mandated methodology.

to record a double-double since Torin Francis in 2002-03 ... Against Pittsburgh, he turned in his second consecutive 11-point effort to help the Irish battle the Panthers in a double-overtime shootout ... In the loss to Syracuse, he matched his career-high as he grabbed nine boards.

Keeping It Close:

In the 67 losses suffered by Irish teams in Mike Brey's four seasons, only 16 have been by 10 or more points and have been by a combined 443 points for an average of 6.6 points ... Notre Dame's biggest losses have been on the road at Pittsburgh (72-55 on January 6, 2003) and against Arizona (88-71 on March 27, 2003) in the West Regional semifinal in Anaheim, Calif.... Prior to those setbacks, the worst defeat was a 16-point decision at Connecticut during Brey's first season ... Notre Dame's 11 losses during the 2001-02 season were by a combined 49 points for an average margin of defeat of 4.5 points ... Only one loss that season (versus Georgetown at the Joyce Center) was by double figures, while eight of those setbacks were by five or less points.

BIG EAST Distinction:

Notre Dame and Syracuse are the only two schools to post winning conference records in BIG EAST play each of the last five seasons ... Notre Dame has gone 11-5 (2000-01), 10-6 (2001-02), 10-6 (2002-03), 9-7 (2003-04) and 9-7 (2004-05), while Syracuse has posted marks of 10-6 (2001-01), 9-7 (2001-02), 13-3 (2002-03), 11-5 (2003-04) and 11-5 (2004-05).

Notre Dame Student-Athletes Lead The Way In National Graduate Rate

The graduation rate for student-athletes at the University of Notre Dame is the highest in the nation among Division I-A colleges and universities in an annual federal report for the Department of Education, and is the second-highest in a new survey developed by the NCAA.

Notre Dame's federal graduation rate is 90.4 percent, according to statistics released Thursday (Jan. 19) by the NCAA, slightly ahead of Duke University at 89.6 percent as the best among the major football-playing schools of Division I-A. The federal rate is based on the raw percentage of student-athletes who entered an institution and graduated with six years. Students who leave or transfer, regardless of academic standing, are considered nongraduates.

Notre Dame ranks second among Division I-A schools on another scale, called the Graduation Success Rate (GSR), which was developed last year by the NCAA. The University's 98 percent GSR is second only to the 99 percent of the U.S. Naval Academy, which, like all the military academies, is exempt from the federal survey because it does not offer grants-in-aid to student-athletes.

The Graduation Success Rate was created to more accurately reflect actual graduation rates by including transfer data in the calculation. College and university presidents asked the NCAA

to develop a new methodology that takes into account the mobility among students in today's higher education environment. Research indicates that approximately 60 percent of all new bachelor's degree recipients are attending more than one undergraduate institution during their collegiate careers.

The remainder of the top five after Notre Dame and Duke among I-A universities in the federal survey are Stanford at 88 percent, Northwestern at 86 percent, and Rice at 83 percent. On the GSR, the rest of the top five I-A schools following Navy and Notre Dame are Clemson and Northwestern, both at 97 percent, and Duke at 93 percent.

The data for both surveys is based upon the entering classes from 1995 to 1998.

The two graduation rate reports should not be confused with another new NCAA initiative, the Academic Progress Rate, which uses a series of formulas related to student-athlete retention and eligibility to measure the academic performance of all participants who receive a grant-in-aid on every team at every NCAA Division I college and university.

Irish Among Best In Wins Average:

Over the last six years, Notre Dame is one of 25 teams nationally that has averaged better than 20 wins per season ... The Irish have compiled a 123-71 record for a .634 winning percentage after finishing 22-15 (1999-2000), 20-10 (2000-01), 21-11 (2001-02), 24-10 (2002-03), 19-13 (2003-04) and 17-12 (2004-05).

Not So Lucky:

Notre Dame is the only team from one of the six major conferences to have a winning record in league play each of the past two seasons yet fail to make the NCAA Tournament ... 20 teams from the Big Six (ACC, BIG EAST, Big Ten, Big 12, Pac-10 and SEC) had a winning record in both 2003-04 and '04-05, while 19 other schools made the tournament both seasons.

Road Warriors:

In Mike Brey's five-plus seasons, his Irish teams have compiled a road record of 46-40 (.535) ... That includes a 31-29 mark (.526) in true road games and a 15-11 (.577) record in neutral site contests.

Irish On The Road Under Brey:

	<u>Away</u>	<u>Neutral</u>	<u>Overall</u>
2005-06	3-6	0-1	3-7
2004-05	4-6	0-1	4-7
2003-04	6-5	2-1	8-6
2002-03	4-5	6-3	10-8
2001-02	8-4	5-3	13-7
2000-01	6-4	2-2	8-6
Totals	31-30	15-11	46-41
	(.508)	(.577)	(.528)

BIG EAST Formula For Success Under Brey:

Since his arrival at Notre Dame, Brey has led Notre Dame to a 53-40 (.570) record in BIG EAST regular-season games and a 2-5 mark in tournament play for an overall record of 55-45 (.550) against league foes ... In Brey's first season, the Irish posted their first-ever winning record in BIG EAST play and won the BIG EAST West Division title with an 11-5 mark ... Prior to Brey's arrival at Notre Dame, Irish teams had a 35-53 (.398) regular-season record since joining the league in 1995-96.

Not So Lucky:

Notre Dame is the only team from one of the six major conferences to have a winning record in league play each of the past two seasons yet fail to make the NCAA Tournament ... 20 teams from the Big Six (ACC,

BIG EAST, Big Ten, Big 12, Pac-10 and SEC) had a winning record in both 2003-04 and '04-05, while 19 other schools made the tournament both seasons.

231 And Counting:

Heading into tonight's game against Marquette, Notre Dame has hit at least one three-pointer in 231 straight games, a mark that dates back to the 1998-99 campaign ... The last time an Irish team failed to hit a three-pointer was a 101-70 loss to Connecticut at the Hartford Civic Center on Jan. 12, 1999 as Notre Dame finished 0-7 from beyond the arc in the game.

Over The Century Mark:

Last Saturday night's 102-91 victory over Seton Hall marked the sixth time Notre Dame scored 100-plus points during the Mike Brey era ... The last 100-point effort by an Irish team prior to that game was in a 101-96 overtime decision at Boston College on Jan. 25, 2003.

Threes Fall For Falls:

In 85 career outings, 217 of Colin Falls' 258 field goals have come from three-point range ... That translates into 84.1 percent ... Eighty-seven of his 110 field goals this season have come from three-point range (79.1) ... Overall during his career, he has connected on 217 of 536 three-point attempts for 40.5 accuracy from the field.

Another Way To Get His Three Points:

While Colin Falls is considered Notre Dame's three-point threat and leads the team in three-point field goals, the junior sharpshooter has also found another way to get his three points ... In 2004-05, Falls was fouled a total of 16 times while shooting from beyond the arc and converted on 43-48 (.896) of his free-throw attempts ... This season, he was fouled twice in the Hofstra game and made 4-6 from the charity stripe ... He was also fouled while shooting from beyond the arc versus DePaul and made 2-3 from the line ... Falls was fouled against Providence and Marquette and connected on all three of his free throws in both of those contests ... Against Georgetown, he nailed his first-ever four-point play to send the game into overtime ... Against Rutgers, he also was fouled, but missed all three of his attempts ... In the Seton Hall game, he was fouled once and made all three of his attempts ... For the season he is 16-22 (.727) from the line after being fouled.

0000000000000000.....

Kurz Earns BIG EAST Honor Roll Honors:

Rob Kurz was named to the BIG EAST Weekly Honor Roll for the week of Nov. 21 after finishing with career bests of 18 points and eight rebounds in Notre Dame's 84-66 win over Lafayette ... Kurz played a career-high 25 minutes in the game and shot 8-10 from the field.

Francis Earns BIG EAST Honor Roll Honors Three Times:

Senior Torin Francis was named to the BIG EAST Honor Roll in consecutive weeks ... He earned the recognition for the first time the week of Dec. 12 after averaging 15.0 points and 8.0 rebounds in wins over Alabama and Florida International ... Against the Crimson Tide, he scored 14 points and grabbed nine rebounds and followed up that performance with 16 points, seven rebounds, three blocked shots, two steals and two assists versus the Golden Panthers ... Francis also was named to the honor roll this week after scoring 24 points and grabbing 11 rebounds against IPFW in Notre Dame's 65-63 win ... He copped his third honor this past week following his 21-point and seven-rebound effort against Rutgers.

McAlearney's Garners BIG EAST Honor Roll Recognition:

Freshman Kyle McAlearney's performances against Niagara and Columbia earned him recognition on the BIG EAST Honor Roll for the week of Dec. 27 ... In the two wins, the rookie averaged 15.0 points as he scored 16 against Niagara on six-of-eight shooting from the field, including a four-of-seven performance from three-point range ... Against Columbia, he netted 14 points as he hit five of his eight field goal attempts and was three-of-six from three-point range ... In the two games, he shot a combined 11-16 (.688) from the field and 7-12 (.583) from three-point range.

Quinn Earns BIG EAST Honor Roll Honors On Three Occasions:

Chris Quinn has been named to the BIG EAST Weekly Honor Roll three times this season ... Quinn earned the honor after averaging 26.5 points, 9.0 assists and 4.0 rebounds in losses to Pittsburgh and DePaul ... In losses to West Virginia and Pittsburgh, he averaged 27.5 points, shooting 51.4 percent from the field and 63.2 percent from three-point range ... In Notre Dame's 2-0 week against South Florida and Seton Hall, he averaged 23.0 points and 5.0 assists in the two victories.

McDonald's All-Americans:

Notre Dame's 2005-06 team features two McDonald's High School All-Americans — Torin Francis and Luke Zeller ... A total of 15 players who have donned an Irish uniform have been McDonald's All-Americans ... Zeller, a freshman from Washington, Ind., is the most recent McDonald's All-American, following Francis who earned McDonald's accolades in 2002 ... Francis also was named the recipient of the Morgan Wootten Award as the McDonald's National Boys Player of the Year ... Zeller played his McDonald's All-American game at the Joyce Center on March 30, 2005 ... Former Irish players who were also McDonald's All-Americans include: Tim Andre (1979-83), Ken Barlow (1982-86), LaPhonso Ellis (1988-92), Ryan Humphrey (2000-02), Tracy Jackson (1973-77), Tim Kempton (1982-86), Dan Miller (2001-03), John Paxson (1979-83), David Rivers (1984-88), Keith Robinson (1986-90), Tom Sluby (1980-84), Barry Spencer (1980-84), Chris Thomas (2001-05), Torin Francis (2002-present) and Luke Zeller (2005-present).

Mr. Indiana:

When former standout Chris Thomas (2001-05) entered Notre Dame in the fall of 2001, he became the first Mr. Indiana Basketball to play for the Irish. Thomas, who graduated in May of 2005 and finished as the school's career leader in nine categories, earned the honor in 2001. History repeated itself four years later when current freshman Luke Zeller copped the state's top honor in 2005.

Irish Sign Two In Early Signing Period:

Irish head coach Mike Brey signed two players during the early signing period on Wed., Nov. 9 — Luke Harangody (Schererville, Ind.) and Tory Jackson (Saginaw, Mich.), Harangody, a 6-8, 250-pound forward attends Andean High School in Merrillville, Ind ... As a junior, he led his team in scoring and rebounding, averaging 23.2 points and 12.3 rebounds ... He ranked 11th and third, respectively, in scoring and rebounding among all Indiana players in his junior season ... Named the 2005 *Post Tribune Northwest* and *The Times Northwest* Player of the Year, he led Andean to a 21-3 record and to the Gary (Ind.) Class 3A sectional championship ... Jackson, a 5-10, 175-pound guard, was named the '05 Michigan Class C Player of the Year and was a unanimous all-state selection ... He paced his Buena Vista High School team to a 17-6 record in '04-'05 while averaging 30.0 points, 8.0 rebounds, 6.0 assists and 3.0 steals ... This past summer, he played for the Blue Team which garnered the silver medal at the '05 Youth Development Festival as his squad finished with a 3-1 mark.

All In The Families:

Sophomore Rob Kurz' sister Laura is a sophomore on the Duke women's basketball team ... Freshman Ryan Ayers' father Randy is currently an assistant coach with the Orlando Magic ... He formerly was the head coach at Ohio State and with the Philadelphia 76ers.

Irish Successful On And Off The Court:

The University of Notre Dame men's basketball team is enjoying success both on the court and in the classroom this season ... The 12 members of the Irish basketball program combined to produce a 3.244 grade-point average during the 2005 fall semester — its highest GPA ever and the fourth straight semester the team has been over a 3.000 grade index ... It also was the first time that the Irish had a team average of better than 3.200.

Nine members of the team were over a 3.000 grade-point average — Ryan Ayers (3.250), Russell Carter (3.083), Rick Cornett (3.250), Colin Falls (3.333), Zach Hillesland (3.500), Chris Murphy (3.400), Kieran Piller (3.600), Chris Quinn (3.833) and Luke Zeller (3.400).

Chris Quinn Earns District Academic Honors:

Chris Quinn was named to the ESPN The Magazine District V All-Academic First Team this past week ... With his selection to the team, he is now eligible for national Academic All-America honors ... Quinn a marketing major in the Mendoza College of Business and owns a 3.428 grade index. During the 2005 fall semester, he was named to the Dean's List after earning a 3.833 grade point average. Quinn was the recipient of the Notre Dame Club of St. Joseph Valley ... Joining him on the District V first team are: Adam Boone (Minnesota), Jamaal Tatum (Southern Illinois), Dan Oppland (Valparaiso) and Neil Plank (Illinois State) ... The national team will be announced on Tues., Feb. 28.

Kevin White Radio Show:

Look for the Kevin White Radio Show on ESPN 1000 AM radio in Chicago ... The hour-long show, which debuted on Sept. 4, is in its sixth season and will run for 30 weeks throughout the year.

Guests regularly will include familiar names from all facets of college athletics ... The show features White, Notre Dame's director of athletics, and ESPN 1000's Dave Juday ... It can be heard regularly at 11:00 p.m. Central time on Sunday evenings ... ESPN 1000 in Chicago can be heard in more than 30 states around the country.

Sponsors of the show include Gatorade, Xerox, adidas, Comcast, McDonald's, Chase, Coca-Cola, Sirius Satellite Radio, Jordan Industries and Sayers Computer Source.

Notre Dame Basketball Radio Show:

Logan's Roadhouse Restaurant in Mishawaka will once again be the site of the Notre Dame Basketball Radio Show during the 2005-06 season featuring Irish coach Mike Brey and a player each week ... The 30-minute radio show will be broadcast live on Monday nights on WZOW 97.7 FM and 103.3 FM and will run 10 times during the year beginning at 7:00 p.m. ... The remaining dates of the show are Jan. 30, Feb. 6, Feb. 13 and Feb. 27 ... Jack Nolan once again will serve as the show's host.

Inside Irish Basketball With Mike Brey:

The University of Notre Dame and Notre Dame Sports Properties once again will combine to create "Inside Irish Basketball with Mike Brey." ... The show will be available to network and cable affiliates across the country in 2005-06 ... It will air throughout the season and will be produced and distributed by Notre Dame Sports Properties ... Jack Nolan of WNDU will once again serve as the host ... Nolan and Irish head coach Mike Brey will recap games from the previous week, in addition to previewing upcoming opponents on the schedule ... The remaining airing dates for the show are: Feb. 21, Feb. 28, Mar. 7 and Mar. 14.

2005-06 BIG EAST STANDINGS (through games of Feb. 23)

	Overall Record	BIG EAST Record
Villanova	22-2	12-1
Connecticut	24-2	11-2
Pittsburgh	20-4	9-4
West Virginia	18-8	9-4
Georgetown	18-7	9-5
Marquette	18-8	8-5
Seton Hall	16-9	7-6
Syracuse	19-8	7-6
Cincinnati	18-10	7-7
Louisville	17-9	5-8
Providence	12-12	5-8
St. John's	12-13	5-9
Rutgers	15-12	5-9
NOTRE DAME	13-11	4-9
DePaul	10-14	3-10
South Florida	6-20	0-13

Players of the Week

Nov. 21	Roy Hibbert (GU)
Nov. 28	Denham Brown (UC)
Dec. 5	Quincy Douby (RU) Randy Foye (VU)
Dec. 12	Taquan Dean (UL)
Dec. 19	Gerry McNamara (SU)
Dec. 26	Rashad Anderson (UC) Kevin Pittsnogle (WVU) Kevin Pittsnogle (WVU)
Jan. 2	Eric Hicks (UC)
Jan. 9	Steve Novak (MU)
Jan. 16	Gerry McNamara (SU)
Jan. 23	Steve Novak (MU)
Jan. 30	Donald Copeland (SH)
Feb. 6	Rudy Gay (UC) Allan Ray (VU)
Feb. 13	Rudy Gay (UC)
Feb. 20	Allan Ray (VU)

Rookies of the Week

Nov. 21	Dominic James (MU)
Nov. 28	Jerel McNeal (DU)
Dec. 5	Anthony Farmer (RU)
Dec. 12	Devan Downey (UC)
Dec. 19	Devan Downey (UC)
Dec. 26	Geoff McDermott (PC)
Jan. 2	Sam Young (UP)
Jan. 9	Wilson Chandler (DU)
Jan. 16	Dominic James (MU)
Jan. 23	Dominic James (MU)
Jan. 30	JR Inman (RU)
Feb. 6	Sharaud Curry (PC)
Feb. 13	Dominic James (MU)
Feb. 20	Devan Downey (Cincinnati) Dominic James (Marquette)

Notre Dame's Records in 2005-06 when ...

Played at the Joyce Center.....	10-4
Played on the Road.....	3-6
Played at a neutral site.....	0-1
BIG EAST Conference Record.....	4-9
Non-Conference Record.....	9-2
Leading at Halftime.....	12-1
Trailing at Halftime.....	1-9
Tied at Halftime.....	0-1
Playing an Overtime Game.....	0-4
Shoots .500 or better.....	5-0
Shoots .500 or less.....	8-11
Opponent shoots .500 or less.....	13-10
Shoots better than opponent.....	11-2
Shoots worse than opponent.....	2-7
Shoots same as opponent.....	0-2
Makes more free throws than opponent.....	11-4
Makes less free throws than opponent.....	1-7
Same number of free throws.....	1-0
Outrebounds opponents.....	11-6
Outrebounded by opponents.....	2-5
Same number of rebounds.....	0-0
Has more turnovers than opponent.....	8-7
Has fewer turnovers than opponent.....	4-3
Had same number of turnovers.....	1-1
Bench outscores opponent's bench.....	8-3
Outscored by opponent's bench.....	5-7
Bench points are the same.....	0-1
Plays a ranked opponent.....	1-6
Makes 10 or more three-pointers.....	6-6
No Notre Dame player fouls out.....	9-6
One Notre Dame player fouls out.....	2-3
Two or more Notre Dame players foul out.....	1-2
Wears White Uniforms.....	10-3
Wears Blue Uniforms.....	2-6
Wears Gold Uniforms.....	0-1
Wears Black Uniforms.....	1-1
Plays in an In-Season Tournament.....	0-0
Plays on Television.....	5-10
Plays in November.....	2-1
Plays in December.....	7-1
Plays in January.....	1-6
Plays in February.....	3-3
Plays in March.....	0-0
Plays in Day Games.....	1-3
Plays in Night Games.....	12-7
Plays on Sundays.....	2-0
Plays on Mondays.....	0-0
Plays on Tuesdays.....	1-2
Plays on Wednesdays.....	5-3
Plays on Thursdays.....	0-0
Plays on Fridays.....	2-1
Plays on Saturdays.....	3-5
Final Margin is 5 points or less.....	2-8
Final Margin is 6-10 points.....	3-2
Final Margin is 11-20 points.....	4-1
Final Margin is more than 20 points.....	4-0
Has a player score 20-plus points.....	3-6
Has a player score 30-plus points.....	1-2
Scores 59 points or less.....	0-1
Scores 60-69 points.....	3-3
Scores 70-79 points.....	3-3
Scoring 80-89 points.....	4-3
Scoring 90-plus points.....	3-1

2005-06 Notre Dame Men's Basketball Teleconferences

Call: (317) 263-8800

Passcode: 845800

All teleconferences begin at 10:00 a.m. (EST)/9:00 a.m. (CST)

Thursday, March 2

(DePaul)

2005-06 BIG EAST Teleconferences

- 11:00 a.m. Andy Kennedy (Cincinnati)
- 11:08 a.m. Mike Brey (Notre Dame)
- 11:16 a.m. Tom Crean (Marquette)
- 11:24 a.m. Jim Calhoun (Connecticut)
- 11:32 a.m. Jerry Wainwright (DePaul)
- 11:40 a.m. Jamie Dixon (Pittsburgh)
- 11:48 a.m. Rick Pitino (Louisville)
- 11:56 a.m. John Thompson III (Georgetown)

Mar. 2

- 11:00 a.m. Jay Wright (Villanova)
- 11:08 a.m. Gary Waters (Rutgers)
- 11:16 a.m. John Beilein (West Virginia)
- 11:24 a.m. Louis Orr (Seton Hall)
- 11:32 a.m. Norm Roberts (St. John's)
- 11:40 a.m. Robert McCullum (South Florida)
- 11:48 a.m. Jim Boeheim (Syracuse)
- 11:56 a.m. Tim Welsh (Providence)

Call: (913) 381-5533



Head Coach Mike Brey
6th season at Notre Dame • 115-67 (.632)
11th season as a head coach • 214-119 (.643)

- Named the 17th head coach at the University of Notre Dame on July 14, 2000
- A 19-year veteran of the college ranks...
 - University of Notre Dame (head coach) 2000-05 (six seasons)
 - University of Delaware (head coach) 1995-2000 (five seasons)
 - Duke University (assistant coach) 1987-95 (eight seasons)

• Spent eight years as an assistant coach under Mike Krzyzewski at Duke and during that time the Blue Devils advanced to the Final Four six times and won national championships in both 1991 and '92. While there, Duke compiled a 216-65 record

• Played at DeMatha High School under legendary coach Morgan Wootten and graduated from there in 1977. Also served as an assistant coach for Wootten from 1982-87

• Received DeMatha High School's Distinguished Alumnus Award in October 2003

• Recipient of 2003 Coaches vs. Cancer Champion Award in recognition of his fund-raising efforts for the Coaches vs. Cancer Program and a member of the CVC National Council

• Signed a contract extension through 2011 on October 25, 2004

Mike Brey vs. Ranked Opponents:

Overall: 17-40

at Notre Dame: 17-34

(2005-06: 1-6; 2004-05: 2-5; 2003-04: 2-8; 2002-03: 5-6; 2001-02: 3-6; 2000-01: 4-3)

at Delaware: 0-6

Mike Brey in Overtime Games at Notre Dame:

Overall: 3-4

at Georgetown (2/9/02) 116-111 (4 OT)

at Boston College (1/25/03) 101-96

vs. Georgetown (2/1/03) 93-92 (2OT)

at Pittsburgh (1/4/06) 97-100 (2OT)

vs. Georgetown (1/24/06) 82-85 (2OT)

at Louisville (2/4/06) 86-89 (OT)

at Connecticut (2/21/06) 74-75 (OT)

	Overall	BIG EAST (regular season)
2000-01	20-10	11-5 (1st place-West Division)
2001-02	22-11	10-6 (2nd place-West Division)
2002-03	24-10	10-6 (3rd place-West Division)
2003-04	19-13	9-7 (7th place)
2004-05	17-12	9-7 (6th place)
2005-06	13-11	4-9
	115-67 (.632)	53-40 (.570)

• Has guided five of his 10 teams to NCAA tournament play; eight of those teams have advanced to the postseason (three NIT appearances)

• In his first season, led Notre Dame to the 2000-01 BIG EAST West Division championship (its first league regular-season title in school history). In 2002-03, guided the Irish to their first Sweet 16 appearance since 1987

• He is only coach in the program's history to lead his teams to three consecutive 20-win seasons and three straight NCAA tournament appearances in his first three seasons

Mike Brey Among BIG EAST's Best

Since his arrival, Mike Brey has compiled a 55-45 (.550) record in BIG EAST games (53-40 in regular season and 2-5 in tournament contests). Here's how the Irish coach ranks against some of the BIG EAST's best (both past and present)...

Jim Calhoun (UC: 1986-)	245-129 (.655)
John Thompson (GU: 1979-99)	231-123 (.653)
John Thompson III (GU: 2004-)	18-13 (.581)
Rick Pitino (PC: 1985-87 and UL (2005-))	23-25 (.479)
Paul Evans (UP: 1986-94)	76-70 (.524)
Ben Howland (UP: 1999-03)	46-29 (.613)
Jamie Dixon (UP: 2003-)	33-15 (.688)
Pete Gillen (PC: 1994-98)	38-43 (.469)
Tim Welsh (PC: 1998-)	60-75 (.444)
Gary Waters (RU: 2001-)	26-55 (.321)
Lou Carnesecca (SJU: 1979-92)	139-80 (.635)
Mike Jarvis (SJU: 1998-03)	57-36 (.613)
Norm Roberts (2004-)	8-21 (.276)
P.J. Carlesimo (SH: 1982-94)	90-130 (.409)
Tommy Amaker (SH: 1997-01)	35-39 (.473)
Louis Orr (SH: 2001-)	37-45 (.451)
Jim Boeheim (SU: 1979-)	317-171 (.650)
Rollie Massimino (VU: 1979-92)	123-92 (.572)
Steve Lappas (VU: 1992-01)	96-79 (.559)
Jay Wright (VU: 2001-)	49-37 (.570)
John Beilien (WVU: 2002-)	32-34 (.485)
Gale Catlett (WVU: 1995-02)	49-78 (.386)

Irish Record Under Brey In Games Decided By....

1 point.....	9-6
2 points.....	4-5
3 points.....	7-13
4 points.....	3-4
5 points.....	2-5
6 points.....	5-2
7 points.....	6-5
8 points.....	3-7
9 points.....	3-4
10 points.....	5-3
11-15 points.....	26-11
16-20 points.....	15-2
21-30 points.....	13-0
31-40 points.....	10-0
41-50 points.....	4-0
<u>50+points.....</u>	<u>0-0</u>
	115-67

Notre Dame under Mike Brey...

	<u>Overall</u>	<u>2005-06</u>
Overall	115-67 (.632)	13-11 (.542)
At Home	69-26 (.726)	10-4 (.714)
On the Road	31-30 (.508)	3-6 (.333)
Neutral Site	15-11 (.577)	0-1 (.000)
vs. BIG EAST (all games)	55-45 (.550)	4-9 (.308)
BIG EAST GAMES (regular season)	53-40 (.570)	4-9 (.308)
Home	31-15 (.674)	3-3 (.500)
Road	22-25 (.468)	1-6 (.143)
Non-Conference Teams (regular season)	54-17 (.761)	9-2 (.800)
Home	38-9 (.804)	7-1 (.857)
Road	8-5 (.615)	2-0 (1.000)
Neutral	8-3 (.727)	0-1 (.000)
Notre Dame Shoots 50% or better	41-2 (.953)	5-0 (1.000)
Notre Dame Shoots less than 50%	74-65 (.532)	8-11 (.421)
Hold opponent to less than 50%	103-51 (.669)	13-10 (.565)
Hold opponent to less than 40%	67-9 (.882)	6-1 (.857)
Outrebounds opponent	63-25 (.716)	12-6 (.667)
Plays an overtime game	3-4 (.429)	0-4 (.000)
Plays a ranked opponent	17-34 (.333)	1-6 (.143)
Plays in November	21-2 (.913)	2-1 (.667)
Plays in December	31-10 (.756)	7-1 (.875)
Plays in January	25-22 (.532)	1-6 (.143)
Plays in February	25-17 (.595)	3-3 (.500)
Plays in March	13-14 (.481)	0-0 (.000)
Scores 50 points or less	0-2 (.000)	0-1 (.000)
Scores 50+ points	115-65 (.639)	13-10 (.565)
Scores 60+ points	110-52 (.679)	13-10 (.565)
Scores 70+ points	90-35 (.720)	10-7 (.588)
Scores 80+ points	51-9 (.850)	7-4 (.636)
Scores 90+ points	22-1 (.957)	3-1 (.750)
Scores 100+ points	6-0 (1.000)	1-0 (.000)
Season openers	6-0 (1.000)	1-0 (.000)
Season openers at the Joyce Center	6-0 (1.000)	1-0 (.000)
Record in first home game	6-0 (1.000)	1-0 (1.000)
Records in first road game (includes neutral)	3-3 (.500)	0-1 (.000)
Records in BIG EAST openers at home	4-5 (.444)	0-1 (.000)
Records in BIG EAST openers on the road	1-2 (.333)	0-1 (.000)
Best Record	24-10 (.706) (2002-03)	
Worst Record	17-12 (.586) (2004-05)	
Most BIG EAST wins in a season	11 (2000-01)	
Most BIG EAST losses in a season	9 (2005-06)	
Longest home winning streak	16 (2002-03)	5
Longest road winning streak	5 (2000-01)	2
Longest home losing streak	3 (2001-02)	2
Longest road losing streak (includes neutral)	5 (2005-06)	5

Miscellaneous Irish Stats...

Career Games In Double Figures:

Chris Quinn	70
Torin Francis	61
Colin Falls	33
Russell Carter	14
Rick Cornett	8
Kyle McAlarney	6
Rob Kurz	7
Luke Zeller	2

Career Games With 20-Plus Points:

Chris Quinn	15
Torin Francis	13
Colin Falls	10
Russell Carter	1

Career Games With 10-Plus Rebounds:

Torin Francis	41
Rick Cornett	2
Russell Carter	1
Rob Kurz	1

Career Games With 10-Plus Assists:

Chris Quinn	1
Colin Falls	1

Career Games With 30-Plus Points:

Chris Quinn	4
Colin Falls	1

Career Games With 20-Plus Rebounds:

Torin Francis	1
---------------	---

Career Double-Doubles:

Torin Francis	28
Rick Cornett	1
Russell Carter	1
Colin Falls	1
Chris Quinn	1
Rob Kurz	1

Career Games as Statistical Leader...

Chris Quinn —	
Scoring:	19
Assists:	35
Steals:	42
Blocks:	5
Rebounds:	1
Torin Francis —	
Scoring:	18
Rebounds:	66
Assists:	1
Steals:	12
Blocks:	50
Colin Falls —	
Scoring:	16
Steals:	9

Blocks:	7
Assists:	2
Russell Carter —	
Scoring:	2
Steals:	14
Blocks:	6
Rebounds:	3
Rick Cornett —	
Rebounds:	4
Steals:	6
Blocks:	7
Rob Kurz —	
Scoring:	1
Rebounds:	2
Blocks:	6
Steals:	6
Luke Zeller —	
Rebounds:	3
Blocks:	3
Kyle McAlarney —	
Assists:	4
Scoring:	1
Steals:	2
Ryan Ayers —	
Steals:	2

Irish in the Record Books

Career Three-Point Field Goals Made

1. Chris Thomas (2001-05).....	302
2. Matt Carroll (1999-03).....	301
3. David Graves (1998-02).....	259
4. Ryan Hoover (1992-96).....	248
5. Chris Quinn (2002-present)	230
6. Colin Falls (2003-present)	217
7. Martin Ingelsby (1997-01).....	167

Career Three-Point Field Goals Attempted

1. Chris Thomas (2001-present).....	833
2. Matt Carroll (1999-03).....	769
3. Ryan Hoover (1992-96).....	680
4. David Graves (1998-02).....	630
5. Chris Quinn (2002-present)	540
6. Colin Falls (2003-present)	536
7. Martin Ingelsby (1997-01).....	394
8. Antoni Wyche (1995-99).....	333

Career Three-Point Field Goal Percentage

1. Joe Frederick (1987-90).....	490
2. Chris Quinn (2002-present)	426
3. Martin Ingelsby (1997-01).....	424
4. David Graves (1998-02).....	411
5. David Rivers (1984-88).....	406
6. Colin Falls (2003-present)	405

Career Rebounds

1. Tom Hawkins (1956-59).....	1,318
2. Walter Sahn (1962-65).....	1,146
3. LaPhonso Ellis (1988-92).....	1,075
4. Robert Whitmore (1866-69).....	1,043
5. Bob Arnzen (1966-69).....	944
6. Troy Murphy (1998-01).....	924
7. Torin Francis (2002-present)	910
8. Michael Granery (1957-60).....	893
9. Collis Jones (1968-71).....	884
10. Ron Reed (1962-65).....	872
11. Adrian Dantley (1973-76).....	843
12. Pat Garrity (1994-98).....	776

Career Rebounding Average

1. Walter Sahn (1962-65).....	16.9
2. Tom Hawkins (1956-59).....	16.7
3. Ron Reed (1962-65).....	14.3
4. Michael Graney (1957-60).....	13.3
5. Robert Whitmore (1966-69).....	12.4
6. John Shumate (1972-74).....	11.6
7. Bob Arnzen (1966-69).....	11.5
8. LaPhonso Ellis (1988-92).....	11.1
9. Collis Jones (1968-71).....	10.4
10. Ryan Humphrey (2000-02).....	9.9
14. Jay Miller (1962-65).....	8.9
15. Gary Novak (1971-74).....	8.7
16. Torin Francis (2002-present)	8.5

Career Assists

1. Chris Thomas (2001-05).....	824
2. David Rivers (1984-88).....	586
3. Tim Singleton (1987-01).....	549
4. Martin Ingelsby (1997-01).....	526
5. Elmer Bennett (1988-02).....	516
6. Rich Branning (1976-80).....	466
7. John Paxson (1979-83).....	411
8. Jackie Meehan (1969-71).....	395
9. Admore White (1993-97).....	390
10. Chris Quinn (2002-present)	386
110. Jimmy Dillon (1996-00).....	387
12. David Graves (1998-02).....	340
13. Matt Carroll (1999-03).....	314

Career Assist Average

1. Chris Thomas (2001-present).....	6.5
2. Doug Gottlieb (1995-96).....	5.7
3. Jackie Meehan (1968-71).....	5.3
4. David Rivers (1984-88).....	5.0
5. Tim Singleton (1987-91).....	4.9
6. Martin Ingelsby (1997-01).....	4.3
7. Elmer Bennett (1988-92).....	4.2
8. Rich Branning (1976-80).....	4.1
9. John Paxson (1979-83).....	3.7
10. Admore White (1993-97).....	3.6
11. Joe Howard (1983-84).....	3.3
Chris Quinn (2002-present)	3.3
13. Jimmy Dillon (1996-00).....	3.2
14. Ray Martin (1973-77).....	2.9
15. David Graves (1998-02).....	2.6
Dwight Clay (1972-75).....	2.6

Steals

1. Chris Thomas (2001-present).....	243
2. David Graves (1998-02).....	202
3. David Rivers (1984-88).....	201
4. Elmer Bennett (1988-92).....	152
5. Ryan Hoover (1992-96).....	145
Chris Quinn (2002-present)	145
7. Tim Singleton (1987-91).....	144
8. Martin Ingelsby (1997-01).....	136

Steals Average

1. Chris Thomas (2001-present).....	1.9
2. David Rivers (1984-88).....	1.7
3. David Graves (1998-02).....	1.6
4. Doug Gottlieb (1995-96).....	1.3
Ryan Hoover (1992-96).....	1.3
Tim Singleton (1987-91).....	1.3
Bill Hanzlik (1976-80).....	1.3
8. Troy Murphy (1998-01).....	1.2
Elmer Bennett (1988-02).....	1.2
John Paxson (1979-83).....	1.2
Chris Quinn (2002-present)	1.3

Career Blocked Shots

1. Jordan Cornette (2001-2005).....	201
2. LaPhonso Ellis (1988-92).....	200
3. Ryan Humphrey (2000-02).....	166
4. Torin Francis (2002-present)	154
5. Troy Murphy (1998-01).....	126

Career Blocked Shot Average

1. Ryan Humphrey (2000-02).....	2.8
2. LaPhonso Ellis (1988-92).....	2.1
3. Jordan Cornette (2001-2005).....	1.6
4. Torin Francis (2002-present)	1.4

Career Free Throws Made

1. Adrian Dantley (1973-76).....	615
2. Troy Murphy (1998-01).....	587
3. David Rivers (1984-88).....	583
4. Austin Carr (1968-71).....	526
5. Pat Garrity (1994-98).....	489
6. Chris Thomas (2001-05).....	467
7. Kelly Tripucka (1977-81).....	461
8. Donald Royal (1983-87).....	449
9. Jack Stephens (1952-55).....	426
10. Tom Hawkins (1956-59).....	400
11. Robert Whitmore (1966-69).....	362
12. Torin Francis (2002-present)	355

Career Free Throws Attempted

1. Adrian Dantley (1973-76).....	769
2. Troy Murphy (1998-01).....	755
3. David Rivers (1984-88).....	717
4. Jack Stephens (1952-56).....	686
5. Pat Garrity (1994-98).....	655
6. Austin Carr (1968-71).....	646
7. Tom Hawkins (1956-59).....	583
8. Kelly Tripucka (1977-81).....	578
9. Donald Royal (1983-87).....	576
10. Bob Whitmore (1966-69).....	543
11. Chris Thomas (2001-04).....	538
12. Torin Francis (2002-present)	529
13. LaPhonso Ellis (1988-92).....	468

Career Games Started

1. Chris Thomas (2001-05).....	128
2. Matt Carroll (1999-03).....	125
3. David Rivers (1984-88).....	116
4. Pat Garrity (1994-98).....	111
5. David Graves (1998-02).....	107
Torin Francis (2002-present)	107
7. Ken Barlow (1982-86).....	99
8. Kelly Tripucka (1977-81).....	95
9. Ryan Hoover (1992-96).....	94
LaPhonso Ellis (1988-92).....	94
11. Troy Murphy (1998-01).....	93
12. Donald Royal (1983-87).....	91
13. Martin Ingelsby (1997-01).....	90
Tim Kempton (1982-86).....	90

Notre Dame Highs and Lows Under Mike Brey

Notre Dame - Team Game High (1st Half)

Points	57 vs. Sacred Heart (11/18/00)*
Field Goals Made	21 vs. Pittsburgh (1/30/02)*
	21 vs. New Hampshire (11/16/01)*
Field Goals Attempted	43 vs. New Hampshire (11/16/01)*
Field Goal Percentage	67.7% (21-31) vs. Pittsburgh (1/30/02)*
3 PT Field Goals Made	10 vs. Louisville (2/4/06)
3 PT Field Goals Attempted	20 vs. Louisville (2/4/06)
3 PT Field Goals Percentage	71.4% (5-7) vs. Fordham (12/28/05)*
Free Throws Made	11 vs. Connecticut (2/9/04)*
Free Throws Attempted	17 vs. Columbia (12/23/05)*
Free Throw Percentage	100.0% on three occasions
Total Rebounds	27 vs. Army (12/19/04)*
Offensive Rebounds	14 vs. Army (12/19/04)*
	14 vs. Providence (2/19/05)
Defensive Rebounds	19 vs. Georgetown (3/4/04)*
Assists	19 vs. Canisius (12/19/00)*
	13 vs. Fordham (12/28/05)*
Steals	12 vs. New Hampshire (11/16/01)*
Blocked Shots	13 vs. Belmont (11/17/02)*
Turnovers	10, on two occasions
Fouls	11 vs. Villanova (1/8/05)*

Notre Dame - Team Game High (2nd Half)

Points	68 vs. Georgetown (2/9/02)
Field Goals Made	24 vs. Pittsburgh (1/4/06)
Field Goals Attempted	63 vs. Georgetown (2/9/02)
Field Goal Percentage	60.7% vs. Niagara (12/21/05)*
3 PT Field Goals Made	11 vs. St. John's (3/6/04)
3 PT Field Goals Attempted	24 vs. Pittsburgh (1/4/06)
3 PT Field Goals Percentage	75.0% (6-8) vs. Connecticut (2/21/05)
Free Throws Made	27 vs. Seton Hall (2/18/06)
Free Throws Attempted	30 vs. Seton Hall (2/18/06)
Free Throw Percentage	100.0% (13-13) vs. Villanova (1/8/05)*
Total Rebounds	34 vs. Seton Hall (1/8/01)
Offensive Rebounds	15 vs. Army (12/19/04)*
Defensive Rebounds	25 vs. Sacred Heart (11/18/00)*
Assists	16 vs. Army (12/19/04)*
Steals	14 vs. New Hampshire (11/16/01)*
Blocked Shots	6 vs. Belmont (11/17/02)
Turnovers	13 vs. Niagara (12/21/05)*
Fouls	16 vs. Rutgers (1/31/04)

Notre Dame - Team Game High (Total)

Points	116 vs. Georgetown (2/9/02)
Field Goals Made	42 vs. Canisius (12/19/00)*
Field Goals Attempted	94 vs. Georgetown (2/9/02)
Field Goal Percentage	66.7% (34-51) vs. Pittsburgh (1/30/02)*
3 PT Field Goals Made	17 vs. St. John's (3/6/04)#
	17 vs. Louisville (2/4/06)#
3 PT Field Goals Attempted	44 vs. Canisius (12/22/00)
3 PT Field Goals Percentage	61.9% (13-21) vs. Providence (1/14/06)*
Free Throws Made	33 vs. Seton Hall (2/18/06)
Free Throws Attempted	45 vs. Columbia (12/23/05)*
Free Throw Percentage	100% (5-5) vs. Illinois (3/22/03)
	100% (19-19) vs. Villanova (1/8/05)#*
Total Rebounds	64 vs. Georgetown (2/9/02)
Offensive Rebounds	24 vs. Seton Hall (1/8/01)
Defensive Rebounds	40 vs. Tennessee Tech (12/17/00)*
Assists	32 vs. Canisius (12/19/00)*
Steals	26 vs. New Hampshire (11/16/01)*#
Blocked Shots	19 vs. Belmont (12/17/02)*#
Turnovers	20, on two occasions
Fouls	26 vs. Georgetown (2/9/02)

Notre Dame - Team Game Lows (1st Half)

Points	19 vs. Connecticut (2/21/04)*
Field Goals Made	6 vs. Connecticut (2/21/04)
Field Goals Attempted	21 vs. Canisius College (12/22/01)
Field Goal Percentage	18.8% (6-32) vs. Connecticut (2/21/04)
3 PT Field Goals Made	0 vs. West Virginia (1/7/04)
3 PT Field Goals Attempted	5 vs. Virginia Tech (1/20/04)
	5 vs. IPFW (11/23/04)*
3 PT Field Goals Percentage	0.0% (0-7) vs. West Virginia (1/7/04)*
	0.0% (0-10) vs. Michigan (12-3-05)*
Free Throws Made	0 on six occasions
Free Throws Attempted	0 on five occasions
Free Throw Percentage	0.0% on five occasions
Total Rebounds	10 vs. Pittsburgh (2/9/03)*
Offensive Rebounds	1 vs. Pittsburgh (2/9/03)*
	1 vs. Rutgers (3/2/05)*
Defensive Rebounds	8 vs. Pittsburgh (2/12/05)
Assists	3 vs. Charleston Southern (11/26/04)*
Steals	1, on two occasions
Blocked Shots	0, on eight occasions
Turnovers	1 vs. Georgetown (3/4/04)*
Fouls	0 vs. Samford (12/30/04)*

Notre Dame - Team Game Lows (2nd Half)

Points	19 vs. Valparaiso (1/5/03)
Field Goals Made	6 vs. Purdue (3/17/04)*
	6 vs. Harvard (11/19/04)*
Field Goals Attempted	19 vs. Georgetown (2/16/05)*
Field Goal Percentage	21.4% (6-28) vs. Harvard (11/19/04)*
3 PT Field Goals Made	1 on three occasions
3 PT Field Goals Attempted	3 vs. Indiana (12/8/04)
3 PT Field Goals Percentage	10.0% (1-10) vs. Seton Hall (1/12/03)*
Free Throws Made	0 vs. Pittsburgh (1/12/04)
Free Throws Attempted	2 vs. Pittsburgh (1/12/04)
	2 vs. West Virginia (2/1/06)
Free Throw Percentage	0.0% (0-2) vs. Pittsburgh (1/12/04)
Total Rebounds	7 vs. Rutgers (3/1/03)
Offensive Rebounds	2 vs. Charleston Southern (11/26/04)
Defensive Rebounds	4 vs. Rutgers (3/1/03)
Assists	0 vs. Harvard (11/19/04)
Steals	0 vs. Georgetown (3/4/04)*
	0 vs. Villanova (1/26/05)
Blocked Shots	0 on four occasions
Turnovers	0 vs. West Virginia (3/10/04)
Fouls	3 vs. West Virginia (1/7/04)*
	3 vs. Hofstra (11/22/05)*

Notre Dame - Team Game Lows (Total)

Points	48 vs. North Carolina St. (11/26/05)
Field Goals Made	13 vs. Rutgers (3/1/03)
Field Goals Attempted	44 vs. Canisius College (12/22/01)
Field Goal Percentage	29.7% (19-64) vs. Connecticut (2/21/04)
3 PT Field Goals Made	1 vs. Pittsburgh (2/3/01)
3 PT Field Goals Attempted	8 vs. Pittsburgh (2/3/01)
3 PT Field Goals Percentage	10.5% vs. Rutgers (2/14/02)
Free Throws Made	2 vs. Syracuse (1/14/02)
Free Throws Attempted	4 vs. Pittsburgh (3/8/01)
Free Throw Percentage	35.6% (6-17) vs. Syracuse (2/5/05)
Total Rebounds	21 vs. Rutgers (3/1/03)
Offensive Rebounds	3 vs. DePaul (12/14/02)*
Defensive Rebounds	14 vs. DePaul (12/11/04)*
Assists	6 vs. Mississippi (3/18/01)
Steals	1 vs. DePaul (12/11/04)
Blocked Shots	1 on four occasions
Turnovers	4 on three occasions
Fouls	6 vs. West Virginia (1/7/04)*

* Indicates game played at the Joyce Center, Notre Dame, Ind.

Indicates school record

Opponent Highs and Lows Under Mike Brey

Opponent - Team Game High (1st Half)

Points	53, Arizona (3/27/03)
Field Goals Made	23, Arizona (3/27/03)
Field Goals Attempted	43, Arizona (3/27/03)
Field Goal Percentage	59.3% (16-27), on three occasions
3 PT Field Goals Made	9, Syracuse (1/11/06)*
3 PT Field Goals Attempted	19, Syracuse (1/11/06)*
3 PT Field Goal Percentage	80% (8-10), Rutgers (3/1/03)
Free Throws Made	14, Sacred Heart (11/18/00)*
Free Throws Attempted	19, Sacred Heart (11/18/00)*
Free Throw Percentage	100.0%, on five occasions
Total Rebounds	33, Connecticut (2/21/04)
Offensive Rebounds	16, Northern Illinois (11/24/03)*
Defensive Rebounds	21, on four occasions
Assists	14, Arizona (3/27/03)
Steals	9, Miami (Fla.) (2/23/02)
Blocked Shots	9, Alabama (12/7/05)
Turnovers	16, Loyola (Chicago) (11/22/00)*
Fouls	16, Rutgers (2/14/01)

Opponent - Team Game High (2nd Half)

Points	68, Georgetown (4 OT) (2/9/02)
Field Goals Made	20, Pittsburgh (1/30/02)*
Field Goals Attempted	41, Vermont (12/21/00)*
Field Goal Percentage	68.2% (15-22), American (12/21/03)*
3 PT Field Goals Made	9, Texas (12/8/02)!
3 PT Field Goals Attempted	22, Tennessee Tech (12/17/00)*
3 PT Field Goal Percentage	100.0% (3-3), Seton Hall (2/5/03)
Free Throws Made	24, Pittsburgh (2 OT) (1/4/06)
Free Throws Attempted	39, Pittsburgh (2 OT) (1/4/06)
Free Throw Percentage	100.0% (14-14), Morehead State (12/28/03)*
Total Rebounds	38, Georgetown (4 OT) (2/9/02)
Offensive Rebounds	15, Loyola (Chicago) (11/22/00)*
Defensive Rebounds	27, Georgetown (4 OT) (2/9/02)
Assists	19, Pittsburgh (2 OT) (1/4/06)
Steals	9, on two occasions
Blocked Shots	11, Georgetown (4 OT) (2/9/02)
Turnovers	15, New Hampshire (11/16/01)*
Fouls	20, Seton Hall (2/18/06)

Opponent - Team Game High (Total)

Points	111, Georgetown (4 OT) (2/9/02)
Field Goals Made	41, Syracuse (3/4/03)*
Field Goals Attempted	79, Vermont (12/21/00)*
Field Goal Percentage	63.0% (29-46), American (12/21/03)*
3 PT Field Goals Made	14, Texas (12/7/02)
3 PT Field Goals Attempted	35, Tennessee Tech (12/17/00) *
3 PT Field Goal Percentage	71.4% (5-7), Seton Hall (2/5/03)
Free Throws Made	30, Pittsburgh (2 OT) (1/4/06)
Free Throws Attempted	46, Pittsburgh (2 OT) (1/4/06)
Free Throw Percentage	94.1% (16-17), Morehead State (12/28/03)*
Total Rebounds	59, Connecticut (2/21/04)
Offensive Rebounds	27, Loyola (Chicago) (11/22/00)*
Defensive Rebounds	38, Pittsburgh (2 OT) (1/4/06)
Assists	30, Pittsburgh (2 OT) (1/4/06)
Steals	13, Niagara (12/21/05)*
Blocked Shots	19, Connecticut (OT) (2/21/06)
Turnovers	30, New Hampshire (11/16/01)*
Fouls	31, Columbia (12/23/05)*

Opponent - Team Game Lows (1st Half)

Points	14, Pittsburgh (1/12/02)
Field Goals Made	6, Pittsburgh (1/12/02)
Field Goals Attempted	20, Harvard (11/19/04)*
Field Goal Percentage	20.7% (6-29), Pittsburgh (1/12/02)
3 PT Field Goals Made	0, on six occasions
3 PT Field Goals Attempted	2, Georgetown (2/9/02)
3 PT Field Goal Percentage	0.0%, on six occasions
Free Throws Made	0, on 13 occasions
Free Throws Attempted	0, on five occasions
Free Throw Percentage	0.0%, on 13 occasions
Total Rebounds	9, North Carolina State (11/26/05)
Offensive Rebounds	1, on four occasions
Defensive Rebounds	5, Fordham, (12/28/05)*
Assists	2, on three occasions
Steals	0, on three occasions
Blocked Shots	0, on six occasions
Turnovers	1, on two occasions
Fouls	1, Pittsburgh (2/12/05)

Opponent - Team Game Lows (2nd Half)

Points	16, Charleston Southern (11/26/04)*
Field Goals Made	5, Bucknell (11/22/02)*
Field Goals Attempted	20, on four occasions
Field Goal Percentage	16.7% (5-30), Bucknell (11/22/02)*
3 PT Field Goals Made	0, on five occasions
3 PT Field Goals Attempted	3, on five occasions
3 PT Field Goal Percentage	0.0% (0-11), on five occasions
Free Throws Made	0, Monmouth (1/25/01)
Free Throws Attempted	1, Monmouth (1/25/01)
Free Throw Percentage	0.0% (0-1), Monmouth (1/25/01)
Total Rebounds	7, American (12/21/03)*
Offensive Rebounds	1, Cincinnati (11/24/00)
Defensive Rebounds	3, Virginia Tech (2/22/03)*
Assists	2, on six occasions
Steals	0, on three occasions
Blocked Shots	0, on six occasions
Turnovers	0, West Virginia (3/10/04)
Fouls	4, Syracuse (1/14/02)

Opponent - Team Game Lows (Total)

Points	38, Charleston Southern (11/26/04)*
Field Goals Made	12, Bucknell (11/22/02)*
Field Goals Attempted	35, Rutgers (3/1/03)
Field Goal Percentage	21.1% (12-57), Bucknell (11/22/02)*
3 PT Field Goals Made	1, on three occasions
3 PT Field Goals Attempted	8, St. John's (2/14/01)
3 PT Field Goal Percentage	5.9% (1-17), Cincinnati (11/24/00)
Free Throws Made	0, Charleston Southern (11/26/04)*
Free Throws Attempted	0, Charleston Southern (11/26/04)*
Free Throw Percentage	0.0% (0-0), Charleston Southern (11/26/04)*
Total Rebounds	22, West Virginia (2/11/06)*
Offensive Rebounds	3, Army (12/19/04) *
Defensive Rebounds	3, West Virginia (2/1/06)
Assists	13, Fordham (12/28/05)*
Assists	5, Bucknell (11/22/02)*
Steals	1, Connecticut (3/11/04)
Blocked Shots	0, on four occasions
Turnovers	4, Syracuse, (2/15/03)
Fouls	10, on three occasions

* Indicates game played at the Joyce Center, Notre Dame, Ind.

Notre Dame Team Highs and Lows in a BIG EAST Game

Notre Dame - BIG EAST Team Game High (1st Half)

Points	52 vs. Providence (1/14/06)*
Field Goals Made	21 vs. Pittsburgh (1/30/02)*
Field Goals Attempted	38 vs. St. John's (1/15 /05)*
Field Goal Percentage	67.7% (21-31) vs. Pittsburgh (1/30/02)*
3 PT Field Goals Made	10 vs. Louisville (2/4/06)
3 PT Field Goals Attempted	20 vs. Louisville (2/4/06)
3 PT Field Goals Percentage	70.0% (7-10) vs. West Virginia (2/1/06)
Free Throws Made	11 vs. Connecticut (2/9/04)*
Free Throws Attempted	14 vs. Connecticut (2/9/04)*
Free Throw Percentage	100.0% (9-9) vs. Rutgers (1/14/03)*
	(6-6) vs. Villanova (1/8/05)*
Total Rebounds	23 vs. West Virginia (2/1/06)
Offensive Rebounds	14 vs. Providence (2/19/05)
Defensive Rebounds	19 vs. Georgetown (3/4/04)*
Assists	14 vs. Syracuse (1/11/06)*
Steals	7 vs. St. John's (3/6/04)
	7 vs. South Florida (2/15/06)*
Blocked Shots	7 vs. Connecticut (2/9/04)*
	7 vs. West Virginia (1/19/05)
Turnovers	10 vs. West Virginia (2/1/06)
Fouls	11 vs. Villanova (1/8/05)*

Notre Dame - BIG EAST Team Game High (2nd Half)

Points	68 vs. Georgetown (2/9/02)
Field Goals Made	24 vs. Pittsburgh (1/4/06)
Field Goals Attempted	63 vs. Georgetown (2/9/02)
Field Goal Percentage	53.8% vs. Connecticut (2/21/05)
3 PT Field Goals Made	11 vs. St. John's (3/6/04)
3 PT Field Goals Attempted	24 vs. Pittsburgh (1/4/06)
3 PT Field Goals Percentage	71.4% (6-8) vs. Connecticut (2/21/05)
Free Throws Made	27 vs. Seton Hall (2/18/06)
Free Throws Attempted	30 vs. Seton Hall (2/18/06)
Free Throw Percentage	100.0% (13-13) vs. Villanova (1/8/05)*
Total Rebounds	34 vs. Seton Hall (1/8/01)
Offensive Rebounds	18 vs. Seton Hall (1/8/01)
Defensive Rebounds	27 vs. Georgetown (3/4/04)*
Assists	13 vs. St. John's (3/6/04)
Steals	5 vs. Syracuse (1/7/04)*
Blocked Shots	4 vs. Connecticut (3/11/04)
	vs. Villanova (1/8/05)*
Turnovers	8 vs. Syracuse (1/10/05)*
	8 vs. Pittsburgh (1/12/05)
Fouls	26 vs. Pittsburgh (1/4/06)

Notre Dame - BIG EAST Team Game High (Total)

Points	116 vs. Georgetown (2/9/02)
Field Goals Made	41 vs. Georgetown (2/9/02)
Field Goals Attempted	94 vs. Georgetown (2/9/02)
Field Goal Percentage	66.7% (34-51) vs. Pittsburgh (1/30/02)*
3 PT Field Goals Made	17 vs. St. John's (3/6/04)#
	17 vs. Louisville (2/4/06)#
3 PT Field Goals Attempted	36 vs. Pittsburgh (1/4/06)
3 PT Field Goals Percentage	61.9% (13-21) vs. Providence (1/14/06)*
Free Throws Made	33 vs. Seton Hall (2/18/06)
Free Throws Attempted	39 vs. Georgetown (2/9/02)
Free Throw Percentage	100.0% (19-19) vs. Villanova (1/14/03)#*
Total Rebounds	64 vs. Georgetown (2/9/02)
Offensive Rebounds	24 vs. Seton Hall (1/8/01)
Defensive Rebounds	30 vs. Syracuse (1/11/06)*
Assists	20 vs. St. John's (3/6/04)
Steals	10 vs. Syracuse (1/7/04)*
Blocked Shots	9 vs. Connecticut (2/9/04)*
Turnovers	20 vs. Syracuse (1/2/01)
Fouls	32 vs. Pittsburgh (1/4/06)

Notre Dame - BIG EAST Team Game Lows (1st Half)

Points	19 vs. Connecticut (2/12/04)*
Field Goals Made	6 vs. Connecticut (2/21/04)
Field Goals Attempted	24 vs. Georgetown (2/16/05)*
Field Goal Percentage	18.8% (6-32) vs. Connecticut (2/21/04)
3 PT Field Goals Made	0 vs. West Virginia (1/7/04)
	0 vs. Connecticut (1/12/99)
3 PT Field Goals Attempted	5 vs. Virginia Tech (1/20/04)
3 PT Field Goals Percentage	8.3% (1-12) vs. Providence (1/21/03)
Free Throws Made	0 on five occasions
Free Throws Attempted	0 on five occasions
Free Throw Percentage	0.0% on five occasions
Total Rebounds	10 vs. Pittsburgh (2/9/03)*
Offensive Rebounds	0 on three occasions
Defensive Rebounds	8 vs. Pittsburgh (2/12/05)
Assists	4 vs. West Virginia (3/10/04)
	4 vs. Connecticut (2/21/05)
Steals	0 vs. Pittsburgh (3/5/05)
Blocked Shots	0 on six occasions
Turnovers	1 vs. Georgetown (3/4/04)*
Fouls	3 vs. DePaul (1/7/06)

Notre Dame - BIG EAST Team Game Lows (2nd Half)

Points	26 vs. Pittsburgh (2/7/04)
Field Goals Made	7 vs. Syracuse (1/10/05)
Field Goals Attempted	19 vs. Georgetown (2/16/05)*
Field Goal Percentage	28.0% (7-25) vs. Syracuse (1/10/05)
3 PT Field Goals Made	0 vs. Connecticut (1/12/99)
3 PT Field Goals Attempted	7 vs. Pittsburgh (1/12/04)
3 PT Field Goals Percentage	10.0% (1-10) vs. Seton Hall (1/12/03)*
Free Throws Made	0 vs. Pittsburgh (1/12/04)
Free Throws Attempted	2 vs. Pittsburgh (1/12/04)
	2 vs. West Virginia (2/1/06)
Free Throw Percentage	0.0% (0-2) vs. Pittsburgh (1/12/04)
Total Rebounds	7 vs. Rutgers (3/1/03)
Offensive Rebounds	3 vs. Pittsburgh (2/9/03)*
	3 vs. Boston College (2/8/05)*
Defensive Rebounds	4 vs. Rutgers (3/1/03)
Assists	2 vs. Boston College (2/4/04)
Steals	0 vs. Georgetown (3/4/04)*
	0 vs. Villanova (1/26/05)
Blocked Shots	0 on four occasions
Turnovers	0 vs. West Virginia (3/10/04)
Fouls	3 vs. West Virginia (1/7/04)*

Notre Dame - BIG EAST Team Game Lows (Total)

Points	50 vs. Connecticut (2/21/04)
Field Goals Made	13 vs. Rutgers (3/1/03)
Field Goals Attempted	42 vs. Miami (2/26/00)
Field Goal Percentage	29.7% (19-64) vs. Connecticut (2/21/04)
3 PT Field Goals Made	0 vs. Connecticut (1/12/99)
3 PT Field Goals Attempted	6 vs. Seton Hall (2/6/99)
3 PT Field Goals Percentage	10.5% vs. Rutgers (2/14/02)
Free Throws Made	2 vs. Syracuse (1/14/02)
	2 vs. West Virginia (2/1/06)
Free Throws Attempted	4 vs. Pittsburgh (3/8/01)
Free Throw Percentage	35.3% (6-17) vs. Syracuse (2/5/05)
Total Rebounds	21 vs. Rutgers (3/1/03)
Offensive Rebounds	4 vs. Pittsburgh (2/9/03)*
Defensive Rebounds	18 vs. Pittsburgh (2/7/04)*
Assists	7 vs. Rutgers (3/1/03)
	7 vs. Pittsburgh (3/8/01)
Steals	3 vs. Virginia Tech (1/20/04)
	3 vs. Georgetown (1/23/05)
Blocked Shots	1 on three occasions
Turnovers	4 vs. Connecticut (2/9/04)*
	4 vs. Connecticut (OT) (2/21/06)
Fouls	6 vs. West Virginia (1/7/04)*

*Indicates game played at the Joyce Center, Notre Dame, Ind.

#Indicates school record

Opponent Highs and Lows in a BIG EAST Game

Opponent - BIG EAST Team Game High (1st Half)

Points	54, Connecticut (1/12/99)
Field Goals Made	22, Syracuse (3/4/03)*
Field Goals Attempted	44, Georgetown (3/4/01)*
Field Goal Percentage	65.2% (15-23), Providence (2/21/96)*
3 PT Field Goals Made	9 on three occasions
3 PT Field Goals Attempted	19, West Virginia (2/2/00)*
	19, Syracuse (1/11/06)*
3 PT Field Goals Percentage	100.0% (5-5), Connecticut (2/8/97)*
Free Throws Made	21, Connecticut (1/12/99)
Free Throws Attempted	23, Connecticut (1/12/99)
Free Throw Percentage	100.0% (7-7), Connecticut (3/11/04)
	100.0% (8-8), Providence (3/2/02)*
Total Rebounds	33, Connecticut (2/21/04)
Offensive Rebounds	14, Georgetown (3/8/03)
Defensive Rebounds	21, Connecticut (3/11/04)
	21, Connecticut (2/21/04)
Assists	11, on three occasions
Steals	7, Virginia Tech (1/20/04)
	7, Syracuse (1/10/05)*
Blocked Shots	10, Connecticut (2/21/04)
Turnovers	14, Pittsburgh (1/6/03)
Fouls	14, Rutgers (1/31/04)

Opponent - BIG EAST Team Game High (2nd Half)

Points	68, Georgetown (2/9/02)
Field Goals Made	23, Georgetown (2/9/02)
Field Goals Attempted	60, Georgetown (2/9/02)
Field Goal Percentage	66.7% (20-30), Pittsburgh (3/5/05)*
3 PT Field Goals Made	9, Pittsburgh (1/29/97)
3 PT Field Goals Attempted	20, Miami (2/23/02)
3 PT Field Goals Percentage	83.3% (5-6), Boston College (3/1/97)
Free Throws Made	24, Pittsburgh (1/4/06)
Free Throws Attempted	39, Pittsburgh (1/4/06)
Free Throw Percentage	100.0% (14-14), Miami (1/28/00)*
Total Rebounds	30, Pittsburgh (1/6/03)
	30, Pittsburgh (1/4/06)
Offensive Rebounds	13, Syracuse (2/16/04)
	13, Virginia Tech (1/20/04)
Defensive Rebounds	26, Connecticut (2/21/04)
Assists	19, Pittsburgh (1/4/06)
Steals	6, West Virginia (1/7/04)*
	6, Pittsburgh (2/9/03)*
Blocked Shots	6, Syracuse (1/11/06)*
Turnovers	10, Rutgers (1/31/04)
Fouls	20, Seton Hall (2/18/06)

Opponent - BIG EAST Team Game High (Total)

Points	111, Georgetown (2/9/02)
Field Goals Made	41, Syracuse (3/4/03)*
Field Goals Attempted	87, Georgetown (1/7/97)
Field Goal Percentage	56.5% (34-60), Syracuse (1/17/04)*
3 PT Field Goals Made	14, Syracuse (1/16/00)
3 PT Field Goals Attempted	36, Boston College (1/2/00)*
3 PT Field Goals Percentage	71.4% (5-7), Seton Hall (2/5/03)
Free Throws Made	32, Connecticut (1/12/99)
Free Throws Attempted	46, Pittsburgh (1/4/06)
Free Throw Percentage	94.4% (17-18), Miami (1/25/00)*
Total Rebounds	59, Connecticut (2/21/04)
Offensive Rebounds	32, Georgetown (1/7/97)
Defensive Rebounds	40, Connecticut (1/3/98)
Assists	30, Pittsburgh (1/4/06)
Steals	24, Georgetown (2/10/99)*
Blocked Shots	19, Connecticut (OT) (2/21/06)
Turnovers	23, Villanova (1/6/02)*
Fouls	33, West Virginia (2/11/97)*

Opponent - BIG EAST Team Game Lows (1st Half)

Points	16, Georgetown (3/4/04)*
Field Goals Made	6, Georgetown (2/16/05)*
Field Goals Attempted	19, Georgetown (2/16/05)*
Field Goal Percentage	21.9% (7-32), Syracuse (3/4/03)*
3 PT Field Goals Made	0 on five occasions
3 PT Field Goals Attempted	2, Georgetown (2/1/03)*
3 PT Field Goals Percentage	0.0% (0-6), Miami (2/26/00)
	0.0% (0-6), Syracuse (2/5/05)
Free Throws Made	0, West Virginia (3/10/04)
	0, Pittsburgh (2/7/04)*
	0, St. John's (1/15/05)*
Free Throws Attempted	0, Rutgers (1/31/04)
	0, West Virginia (1/9/02)
Free Throw Percentage	0.0% on three occasions
Total Rebounds	10, West Virginia (2/1/06)
Offensive Rebounds	0, Virginia Tech (1/20/04)
Defensive Rebounds	7, Seton Hall (1/12/03)*
Assists	2, South Florida (2/15/06)*
Steals	0, Connecticut (3/11/04)
	0, Georgetown (3/4/04)*
Blocked Shots	0 on three occasions
Turnovers	1, Pittsburgh (1/12/04)
Fouls	3, Pittsburgh (2/7/04)*

Opponent - BIG EAST Team Game Lows (2nd Half)

Points	21, Rutgers (1/14/03)*
Field Goals Made	5, West Virginia (1/9/02)
Field Goals Attempted	17, Boston College (1/9/96)
Field Goal Percentage	22.7%, West Virginia (1/9/02)
3 PT Field Goals Made	0, Connecticut (2/26/01)
3 PT Field Goals Attempted	3, Connecticut (2/26/01)
3 PT Field Goals Percentage	0.0% (0-3), Connecticut (2/26/01)
Free Throws Made	0, Pittsburgh (12/6/97)
Free Throws Attempted	0, Pittsburgh (1/29/97)
Free Throw Percentage	0.0% (0-0), Pittsburgh (1/29/97)
Total Rebounds	9, West Virginia (3/10/04)
	9, Virginia Tech (2/22/03)*
Offensive Rebounds	1, West Virginia (3/10/04)
Defensive Rebounds	3, Virginia Tech (2/22/03)*
Assists	2, Connecticut (3/11/04)
Steals	0, St. John's (3/6/04)
	0, West Virginia (1/15/05)
Blocked Shots	0, on three occasions
Turnovers	0, West Virginia (3/10/04)
Fouls	2, Connecticut (2/21/05)

Opponent - BIG EAST Team Game Lows (Total)

Points	48, Georgetown (3/4/04)*
Field Goals Made	17, Rutgers (1/20/96)*
Field Goals Attempted	40, Syracuse (2/5/05)
Field Goal Percentage	28.1% (18-64), Georgetown (3/4/04)*
3 PT Field Goals Made	1, Georgetown (2/7/98)
	1, South Florida (2/15/06)*
3 PT Field Goals Attempted	7, Seton Hall (2/5/03)
3 PT Field Goals Percentage	9.5% (2-21), Seton Hall (2/6/99)
Free Throws Made	2, Connecticut (2/12/00)*
Free Throws Attempted	3, Connecticut (2/12/00)*
Free Throw Percentage	44.0% (11-25), Pittsburgh (1/6/03)
Total Rebounds	22, West Virginia (2/1/06)
Offensive Rebounds	4, West Virginia (2/18/03)
Defensive Rebounds	16, Pittsburgh (1/30/02)*
Assists	6, Syracuse (2/5/05)
Steals	1, Connecticut (3/11/04)
Blocked Shots	0, St. John's (3/6/04)
Turnovers	4, Syracuse (2/15/03)
Fouls	11, Connecticut (3/11/04)

*Indicates game played at the Joyce Center, Notre Dame, Ind.

The Last Time ...

Notre Dame recorded a

30-Point win.....was on 12/28/05 - ND 85, Fordham 49 (36 Points)*

40-Point win.....was on 11/18/02 - ND 89, IUPUI 45 (44 Points)*

50-Point win.....was on 2/22/86 - ND 126, Miami 73 (53 Points)

30-Point loss.....was on 1/7/99 - ND 62, Villanova 93 (31 Points)*

Notre Dame shot.....

60% on FGs.....was on 12/14/02 - 60.0% (30-50) vs. DePaul (ND 102, DePaul 71)

65% on FGs.....was on 1/30/02 - 66.7% (34-51) vs. Pittsburgh (ND 89, Pittsburgh 76)*

90% on FTs.....was on 1/19/05 - 91.7% (11-12) vs. West Virginia (ND 70 - West Virginia 57)

Notre Dame.....

Won 10 games in a row.....was from 12/1/73 thru 1/24/74 - 12 straight

Won 15 games in a row.....was from 12/31/53 thru 3/9/54 - 18 straight

Won 20 games in a row.....never

Lost 5 games in a row.....was from 1/20/06 thru 2/4/06 - 5 straight

Scored 100 points.....was on 2/18/06 (ND 102 - Seton Hall 92)

- Scored 100 points on the road.....was on 2/18/06 (ND 102 - Seton Hall 92)

- Scored 100 points at a neutral site.....was on 3/12/78 (ND 100 - Houston 77) (NCAA First Round, Tulsa, OK)

- Scored 100 points and lost.....was on 3/20/71 (ND 106 - Houston 119) (NCAA Regional Semi-finals at Wichita, KS)

Allowed 100 points.....was on 1/4/06 vs. Pittsburgh (ND 97 - Pittsburgh 100 - 2OT)

Scored less than 50 points.....was on 11/26/05 vs. North Carolina State (ND 48 - North Carolina State 61)

Allowed less than 50 points.....was on 12/28/05 vs. Fordham (ND 85 - Fordham 49)*

Played an Overtime Game.....was on 1/24/06 vs. Georgetown (ND 82 - Georgetown 85)*

- Played in a Multi-Overtime Game.....was on 1/24/06 vs. Georgetown (ND 82 - Georgetown 85 - 2OT)

Won on a "last second" shot.....was on 2/9/03 vs. Pittsburgh (ND 66 - Pittsburgh 64 - Torin Francis layup at 00:00.6)*

Had 5 double figure scorers.....was on 1/11/06 vs. Syracuse (ND 82 - Syracuse 88)* - Colin Falls 15, Russell Carter 15, Rob Kurz 15, Torin Francis 13, Chris Quinn 12

Had 6 double figure scorers.....was on 12/14/03 vs. DePaul (ND 82 - DePaul 69) - Jordan Cornette 17, Chris Thomas 13, Colin Falls 12, Torin Francis 12, Chris Quinn 12, Rick Cornett 10

Had 7 double figure scorers.....never

Had two double-figure rebounders.....was on 12/18/05 vs. IPFW (ND 65 - IPFW 45) - Russell Carter 14, Torin Francis 11

Had two players with double-doubles.....was on 1/11/06 vs. Syracuse (ND 82 - Syracuse 88)* - Torin Francis (13 pts., 10 rebs.), Colin Falls (18 pts., 10 asts.)

Had three players with double-doubles.....never

Had two 30-point scorers.....was on 2/18/06 vs. Seton Hall (ND 102 - Seton Hall 91) - Chris Quinn - 34, Colin Falls - 32

Had two 20-point scorers.....was on 2/4/06 vs. Louisville (ND 86 - Louisville 89 - OT) - Chris Quinn - 31, Russell Carter - 24

Had three 20-point scorers.....was on 2/28/04 vs. UCLA (ND 75 - UCLA 60) - Chris Thomas 21, Tom Timmermans 20, Chris Quinn 20

Made 10 three-point field goals.....was on 2/21/06 - 10-28 (35.7%) vs. Connecticut (ND 74 - Connecticut 75 - OT)

Committed 10 turnovers or less.....was on 2/21/06 - 4 turnovers vs. Connecticut (ND 74 - Connecticut 75 - OT)

Committed 5 turnovers or less.....was on 2/21/06 - 4 turnovers vs. Connecticut (ND 74 - Connecticut 75 - OT)

Committed 25 turnovers.....was on 2/8/00 - 26 turnovers vs. Villanova (ND 69 - Villanova 86)

Forced 25 turnovers.....was on 11/16/01 - 30 turnovers vs. New Hampshire (ND 95 - New Hampshire 53)

An Irish player had.....

25+ points.....was on 1/24/06 - Chris Quinn (26) vs. Georgetown (ND 82 - Georgetown 85 - 2OT)*

30+ points.....was on 2/18/06 - Chris Quinn (34) and Colin Falls (32) vs. Seton Hall (ND 102 - Seton Hall 91)

35+ points.....was on 1/4/06 - Chris Quinn (37) vs. Pittsburgh (ND 97 - Pittsburgh 100 2OT)

40+ points.....was on 11/28/93 - Monty Williams (42) vs. Valparaiso (ND 96 - Valparaiso 74)*

15 or more rebounds.....was on 1/20/04 - Torin Francis (16) vs. Virginia Tech (ND 74 - Virginia Tech 63)

20 rebounds.....was on 11/22/02 - Torin Francis (20) vs. Bucknell (ND 73, Bucknell 42)*

a "double-double".....was on 2/15/06 - Rob Kurz (10 pts, 11 rebs) vs. South Florida (ND 62 - South Florida 55)*

a "triple-double".....was on 11/16/01 - Chris Thomas (24 pts, 11 ast, 11 steals) vs. New Hampshire (ND 99 - New Hampshire 53)*

20 points and 10 rebounds.....was on 12/3/05 - Torin Francis (22 pts, 13 rebs) vs. Michigan (ND 67 - Michigan 71)

20 points and 20 rebounds.....was on 1/8/01 - Troy Murphy (25 pts, 20 rebs) vs. Seton Hall (ND 76 - Seton Hall 78)

10 assists.....was on 1/24/06 - Chris Quinn (10) vs. Georgetown (ND 82, Georgetown 85 - 2OT)*

10 blocks.....was on 11/17/02 - Jordan Cornette (11) vs. Belmont (ND 76, Belmont 48)*#

10 steals.....was on 11/16/01 - Chris Thomas (11) vs. New Hampshire (ND 99, New Hampshire 53)*#

An opposing player had.....

25+ points.....was on 2/18/06 - Donald Copeland (28), Seton Hall (ND 102 - Seton Hall 91)

30+ points.....was on 1/25/03 - Troy Bell (31), Boston College (ND 101 - BC 96 OT)

35+ points.....was on 2/1/03 - Mike Sweetney (38), Georgetown (ND 93 - Georgetown 92 2OT)

40+ points.....was on 2/8/87 - Danny Manning (40), Kansas (ND 60 - Kansas 70)

15 rebounds.....was on 3/2/05 - Byron Joynes (15), Rutgers (ND 66 - Rutgers 56) *

20 rebounds.....was on 2/21/04 - Emeke Okafor (22), Connecticut (ND 50 - Connecticut 61)

a "double-double".....was on 2/21/06 - Josh Boone (12 pts, 14 rebs), Connecticut (ND 74 - Connecticut 75 - OT)

a "triple-double".....was on 2/21/06 - Marcus Williams (18 pts, 10 rebs, 13 asts), Connecticut (ND 74 - Connecticut 75 - OT)

20 points and 10 rebounds.....was on 1/28/06 - Villanova (23 pts, 10 rebs), Villanova (ND 70 - Villanova 72)*

20 points and 20 rebounds.....was on 2/9/02 - Mike Sweetney (35 pts, 20 rebs), Georgetown (ND 116 - Georgetown 111 - 4OT)

10 assists.....was on 2/21/05 - Marcus Williams (12), Connecticut (ND 74 - Connecticut 88)

10 blocks.....was on 1/27/73 - Bill Walton (10), UCLA (ND 63 - UCLA 82)*

10 steals.....was on 1/29/89 - Mark Macon (11), Temple (ND 64 - Temple 60)*

*indicates Notre Dame home game; #school record; @Joyce Center record

The Last Time In A BIG EAST Game...

Note: Notre Dame began playing as a member of the BIG EAST Conference in 1995-96.

Notre Dame Recorded a ...

30-Point win.....never
40-Point win.....never
50-Point win.....never
30-Point loss.....was on 1/7/99 - ND 62, Villanova 93 (31 points)

Notre Dame Shot ...

60% on FGs.....was on 1/6/01 - 60.8% (31-51) vs. Rutgers (ND 87 - Rutgers 80)*
65% on FGs.....was on 1/30/02 - 66.7% (34-51) vs. Pittsburgh (ND 89, Pittsburgh 76)*
90% on FTs.....was on 1/19/05 - 91.7% (11-12) vs. West Virginia (ND 70 - West Virginia 57)

Notre Dame ...

Won 5 BIG EAST games in a row.....was from 1/16/01 thru 2/14/01 (8 straight)
Won 10 BIG EAST games in a row.....never
Lost 5 BIG EAST games in a row.....was from 1/20/06 thru 2/4/04 (5 straight)
Scored 100 points.....was on 2/18/06 (ND 102 - Seton Hall 91)
-Scored 100 points on the road.....was on 2/18/06 (ND 102 - Seton Hall 91)
-Scored 100 points on the neutral sit.....never
-Scored 100 points and lost.....never
Allowed 100 points.....was on 1/4/06 vs. Pittsburgh (ND 97 - Pittsburgh 100 - 2OT)
Scored less than 50 points.....never
Allowed less than 50 points.....was on 3/4/04 vs. Georgetown (ND 61 - Georgetown 48)*
Played an Overtime game.....was on 2/6/06 vs. Louisville (ND 89 - Louisville 86 - OT)
-Played in a Multi-Overtime Game.....was on 1/24/06 vs. Georgetown (ND 82 - Georgetown 85 - 2OT)*
Won on a "last second" shot.....was on 2/9/03 vs. Pittsburgh (ND 66 - Pittsburgh 64 - Torin Francis layup at 00:00.6)*
Had 5 double figure scorers.....was on 1/11/06 vs. Syracuse (ND 82 - Syracuse 88)* - Colin Falls 18, Rob Kurz 15, Russell Carter 15, Torin Francis 13, Chris Quinn 12
Had 6 double figure scorers.....never
Had 7 double figure scorers.....never
Had two double figure rebounders.....never
Had two players with double-doubles.....was on 1/11/06 vs. Syracuse (ND 82 - Syracuse 88)* - Torin Francis (13 pts, 10 rebs), Colin Falls (18 pts, 10 asts)
Had three players with double-doubles.....never
Had two 30-point scorers.....was on 2/18/06 vs. Seton Hall (ND 102 - Seton Hall 91) - Chris Quinn - 34, Colin Falls - 32
Had two 20-point scorers.....was on 2/4/06 vs. Louisville (ND 86 - Louisville 89 - OT) - Chris Quinn - 31, Russell Carter - 24
Had three 20-point scorers.....was on 2/22/03 vs. Virginia Tech (ND 98 - Virginia Tech 76) - Dan Miller 22, Chris Thomas 21, Matt Carroll 25
Made 10 three-point field goals.....was on 2/21/06 - 10-28 (35.7%) vs. Connecticut (ND 74 - Connecticut 75 - OT)
Committed 10 turnovers or less.....was on 2/21/06 - 4 turnovers vs. Connecticut (ND 74 - Connecticut 75 - OT)
Committed 5 turnovers or less.....was on 2/21/06 - 4 turnovers vs. Connecticut (ND 74 - Connecticut 75 - OT)
Committed 25 turnovers.....was on 2/8/00 - 26 turnovers vs. Villanova (ND 69 - Villanova 86)
Forced 25 turnovers.....never

An Irish player had..

25+ points.....was on 1/24/06 - Chris Quinn (26) vs. Georgetown (ND 82 - Georgetown 85 - 2OT)*
30+ points.....was on 2/4/06 - Chris Quinn (34) and Colin Falls (32) vs. Seton Hall (ND 102 - Seton Hall 91)
35+ points.....was on 1/4/06 - Chris Quinn (37) vs. Pittsburgh (ND 97 - Pittsburgh 100 - 2OT)
40+ points.....never
15 or more rebounds.....was on 1/20/04 - Torin Francis (16) vs. Virginia Tech (ND 74 - Virginia Tech 63)
20 rebounds.....was on 1/8/01 - Troy Murphy (20) vs. Seton Hall (ND 76 - Seton Hall 78)
a "double-double".....was on 2/15/06 - Rob Kurz (10 pts, 11 rebs) vs. South Florida (ND 62 - South Florida 55)*
a "triple-double".....never
20 points and 10 rebounds.....was on 1/20/04 - Torin Francis (22 pts, 16 rebs) vs. Virginia Tech (ND 74 - Virginia Tech 63)
20 points and 20 rebounds.....was on 1/8/01 - Troy Murphy (25 pts, 20 rebs) vs. Seton Hall (ND 76 - Seton Hall 78)
10 assists.....was on 1/24/06 - Chris Quinn (10) vs. Georgetown (ND 82 - Georgetown 85 - 2OT)*
10 blocks.....never
10 steals.....never

An opposing player had..

25+ points.....was on 2/18/06 - Donald Copeland (28), Seton Hall (ND 102 - Seton Hall 91)
30+ points.....was on 1/25/03 - Troy Bell (31), Boston College (ND 101 - BC 96 OT)
35+ points.....was on 2/1/03 - Mike Sweetney (38), Georgetown (ND 93 - Georgetown 92 - 2OT)
40+ points.....never
15 rebounds.....was on 3/2/05 - Byron Joynes (15), Rutgers (ND 66 - Rutgers 56) *
20 rebounds.....was on 2/21/04 - Emeka Okafor (22), Connecticut (ND 50 - Connecticut 61)
a "double-double".....was on 2/21/06 - Josh Boone (12 pts, 14 rebs), Connecticut (ND 74 - Connecticut 75 - OT)
a "triple-double"..... was on 2/21/06 - Marcus Williams (18 pts, 10 rebs, 13 asts), Connecticut (ND 74 - Connecticut 75 - OT)
20 points and 10 rebounds.....was on 1/28/06 - Allan Ray (23 pts, 10 rebs), Villanova (ND 70 - Villanova 72)*
20 points and 20 rebounds.....was on 2/9/02 - Mike Sweetney (35 pts, 20 rebs), Georgetown (ND 116 - Georgetown 111 - 4OT)
10 assists.....was on 2/21/05 - Marcus Williams (12), Connecticut (ND 74 - Connecticut 88)
10 blocks.....never
10 steals.....never

* indicates Notre Dame home game; @ indicates Joyce Center record; # indicates school record

BIG EAST Career Statistics

Ryan Ayers' Career Stats vs. The BIG EAST

Opponent	G-GS Min.		3Pt.			Reb.	A	PF	BS	ST	Pts.
			FG-FGA	FG-FGA	FT-FTA						
Connecticut	0-0	0/0.0	0-0	0-0	0-0	0/0.0	0	0	0	0	0/0.0
DePaul	1-0	1/1.0	0-0	0-0	0-0	0/0.0	0	0	0	0	0/0.0
Georgetown	0-0	0/0.0	0-0	0-0	0-0	0/0.0	0	0	0	0	0/0.0
Louisville	0-0	0/0.0	0-0	0-0	0-0	0/0.0	0	0	0	0	0/0.0
Marquette	1-0	5/5.0	0-0	0-0	0-0	0/0.0	0	0	0	2	0/0.0
Pittsburgh	1-0	6/6.0	0-0	0-0	0-0	0/0.0	0	1	0	0	0/0.0
Providence	1-0	9/9.0	0-2	0-0	0-0	1/1.0	0	2	0	1	0/0.0
Rutgers	1-0	3/3.0	1-1	1-1	0-0	0/0.0	0	1	0	0	3/3.0
St. John's	0-0	0/0.0	0-0	0-0	0-0	0/0.0	0	0	0	0	0/0.0
Seton Hall	1-0	1/1.0	0-0	0-0	0-0	0/0.0	0	0	0	0	0/0.0
South Florida	0-0	0/0.0	0-0	0-0	0-0	0/0.0	0	0	0	0	0/0.0
Syracuse	0-0	0/0.0	0-0	0-0	0-0	0/0.0	0	0	0	0	0/0.0
Villanova	0-0	0/0.0	0-0	0-0	0-0	0/0.0	0	0	0	0	0/0.0
West Virginia	1-0	2/2.0	0-0	0-0	0-0	0/0.0	0	0	0	0	0/0.0

Russell Carter's Career Stats vs. The BIG EAST

Opponent	G-GS Min.		3Pt.			Reb.	A	PF	BS	ST	Pts.
			FG-FGA	FG-FGA	FT-FTA						
Connecticut	3-1	44/14.7	3-11	1-4	1-1	8/2.7	1	3	0	2	12/4.0
DePaul	1-1	37/37.0	3-11	1-5	0-0	7/7.0	2	0	1	1	7/7.0
Georgetown	4-0	46/11.5	3-8	1-3	4-6	5/1.3	3	3	1	1	11/2.8
Louisville	1-1	38/38.0	8-11	4-6	4-4	6/6.0	1	3	1	3	24/24.0
Marquette	1-0	1/1.0	0-0	0-0	0-0	0/0.0	0	1	0	0	0/0.0
Pittsburgh	3-1	58/19.3	7-16	2-7	7-10	7/2.3	4	6	0	2	23/7.7
Providence	2-0	6/3.0	0-1	0-1	1-2	2/1.0	0	2	0	0	1/1.0
Rutgers	3-1	54/18.0	9-20	5-9	6-10	11/3.7	1	2	0	2	21/7.0
St. John's	2-0	11/5.5	2-3	1-2	0-0	1/0.5	1	2	0	0	5/2.5
Seton Hall	2-1	46/23.0	7-10	4-5	4-6	8/4.0	4	3	0	1	22/11.0
South Florida	1-1	30/30.0	5-10	1-3	2-7	5/5.0	1	4	0	3	13/13.0
Syracuse	3-1	34/11.3	9-16	2-6	2-7	8/2.7	0	4	0	2	22/7.3
Villanova	3-1	37/12.3	4-9	1-3	8-11	7/2.3	2	7	0	1	17/5.7
West Virginia	2-1	13/6.5	5-11	2-3	0-0	9/4.5	2	5	1	1	12/6.0

Rick Cornett's Career Stats vs. The BIG EAST

Opponent	G-GS Min.		3Pt.			Reb.	A	PF	BS	ST	Pts.
			FG-FGA	FG-FGA	FT-FTA						
Connecticut	6-0	96/16.0	18-36	0-0	10-14	23/3.8	1	3	3	0	46/7.7
DePaul	1-0	6/6.0	0-0	0-0	0-0	0/0.0	0	2	0	0	0/0.0
Georgetown	4-1	55/13.8	5-7	0-0	4-8	14/3.5	0	8	1	1	14/3.5
Louisville	1-0	16/16.0	0-4	0-0	0-0	2/2.0	0	1	0	0	0/0.0
Marquette	1-0	6/6.0	1-3	0-0	0-0	2/2.0	1	1	0	0	2/2.0
Pittsburgh	4-0	36/9.0	5-11	0-0	1-4	9/2.3	1	9	0	2	11/2.8
Providence	3-0	58/19.3	7-16	0-0	6-13	25/8.3	2	8	0	0	20/6.7
Rutgers	4-0	37/9.3	11-16	0-0	4-4	11/2.8	0	4	0	1	26/6.5
St. John's	1-0	12/12.0	1-7	0-0	4-6	9/9.0	0	1	0	2	6/6.0
Seton Hall	2-0	34/17.0	6-9	0-0	1-3	11/5.5	0	6	4	1	13/6.5
South Florida	1-0	15/15.0	3-5	0-0	0-0	3/3.0	0	1	0	0	6/6.0
Syracuse	4-0	31/7.8	7-10	0-0	0-3	5/1.7	0	2	0	1	14/3.5
Villanova	4-0	20/5.0	4-7	0-0	2-7	9/2.3	0	3	0	1	10/2.5
West Virginia	5-0	39/7.8	9-17	0-0	4-4	13/2.6	1	0	1	1	22/4.4

Colin Falls' Career Stats vs. The BIG EAST

Opponent	G-GS Min.		3Pt.			Reb.	A	PF	BS	ST	Pts.
			FG-FGA	FG-FGA	FT-FTA						
Connecticut	6-3	149/24.8	21-54	15-44	6-9	12/2.0	4	5	1	4	44/7.3
DePaul	1-1	38/38.0	8-13	6-11	4-5	3/3.0	0	3	2	1	26/26.0
Georgetown	4-3	134/33.5	11-34	11-29	14-15	5/1.3	3	12	0	5	47/11.8
Louisville	1-1	44/44.0	4-10	4-9	2-2	4/4.0	1	3	1	1	14/14.0
Marquette	1-1	38/38.0	6-14	6-14	3-3	3/3.0	1	0	0	1	21/21.0
Pittsburgh	5-3	129/25.8	15-45	14-39	7-8	8/1.6	6	11	0	2	51/10.2
Providence	3-2	93/31.0	11-19	8-20	3-3	10/3.3	4	5	1	4	33/11.0
Rutgers	4-3	113/28.3	12-31	7-21	1-5	7/1.8	4	5	2	1	32/8.0
St. John's	2-1	50/25.0	11-21	9-17	3-3	3/1.5	3	7	1	0	34/17.0
Seton Hall	3-2	74/24.7	13-27	11-21	14-16	7/2.3	0	5	0	1	51/17.0
South Florida	1-1	35/35.0	1-10	0-9	7-8	1/1.0	3	2	0	0	9/9.0
Syracuse	5-3	134/26.8	13-31	13-29	7-8	11/2.2	19	11	1	0	46/9.2
Villanova	4-4	129/32.3	8-19	8-15	9-10	9/2.3	8	8	1	0	33/8.3
West Virginia	4-3	101/25.4	13-31	13-28	6-6	11/2.8	4	2	0	1	45/11.3

Torin Francis' Career Stats vs. The BIG EAST

Opponent	G-GS Min.		3Pt.			Reb.	A	PF	BS	ST	Pts.
			FG-FGA	FG-FGA	FT-FTA						
Connecticut	5-5	122/24.4	16-43	0-0	15-26	32/6.4	5	10	5	3	47/9.4
DePaul	1-1	27/27.0	5-11	0-0	0-0	7/7.0	2	1	0	0	10/10.0
Georgetown	5-5	132/26.4	11-27	0-0	12-16	35/7.0	5	15	10	2	34/6.8
Louisville	1-1	26/26.0	1-7	0-0	1-2	10/10.0	4	5	0	0	3/3.0
Marquette	1-1	8/8.0	2-6	0-0	4-4	10/10.0	1	1	1	1	8/8.0
Pittsburgh	7-7	189/27.0	22-54	0-0	8-20	49/7.0	6	11	6	2	52/7.4
Providence	3-3	62/20.7	5-19	0-0	14-18	21/7.0	2	4	1	1	24/8.0
Rutgers	5-5	152/30.4	20-42	0-0	27-33	38/7.6	5	9	8	1	67/13.4
St. John's	2-2	70/35.0	8-22	0-0	12-16	15/7.5	2	3	2	1	28/14.0
Seton Hall	4-4	114/28.5	12-31	0-0	11-16	37/9.3	4	7	3	4	35/8.8
South Florida	1-1	27/27.0	3-7	0-0	0-0	7/7.0	0	2	2	0	6/6.0
Syracuse	6-6	194/32.3	29-53	0-0	38-58	57/9.5	5	17	7	0	96/16.0
Villanova	4-4	90/22.5	19-35	0-0	7-14	26/6.5	1	10	2	0	45/11.3
West Virginia	5-5	138/27.6	20-41	0-0	8-16	36/7.2	7	12	7	3	48/9.6

Zach Hillesland's Career Stats vs. The BIG EAST

Opponent	G-GS Min.		3Pt.			Reb.	A	PF	BS	ST	Pts.
			FG-FGA	FG-FGA	FT-FTA						
Connecticut	0-0	0/0.0	0-0	0-0	0-0	0/0.0	0	0	0	0	0/0.0
DePaul	0-0	0/0.0	0-0	0-0	0-0	0/0.0	0	0	0	0	0/0.0
Georgetown	0-0	0/0.0	0-0	0-0	0-0	0/0.0	0	0	0	0	0/0.0
Louisville	0-0	0/0.0	0-0	0-0	0-0	0/0.0	0	0	0	0	0/0.0
Marquette	0-0	0/0.0	0-0	0-0	0-0	0/0.0	0	0	0	0	0/0.0
Pittsburgh	1-0	1/1.0	0-0	0-0	0-0	0/0.0	0	0	0	0	0/0.0
Providence	1-0	2/2.0	0-0	0-0	0-0	0/0.0	0	1	0	0	0/0.0
Rutgers	1-0	3/3.0	1-1	0-0	0-0	0/0.0	1	0	0	0	2/2.0
St. John's	0-0	0/0.0	0-0	0-0	0-0	0/0.0	0	0	0	0	0/0.0
Seton Hall	1-0	0/0.0	0-0	0-0	0-0	0/0.0	0	0	0	0	0/0.0
South Florida	0-0	0/0.0	0-0	0-0	0-0	0/0.0	0	0	0	0	0/0.0
Syracuse	0-0	0/0.0	0-0	0-0	0-0	0/0.0	0	0	0	0	0/0.0
Villanova	0-0	0/0.0	0-0	0-0	0-0	0/0.0	0	0	0	0	0/0.0
West Virginia	0-0	0/0.0	0-0	0-0	0-0	0/0.0	0	0	0	0	0/0.0

BIG EAST Career Statistics

Rob Kurz' Career Stats vs. The BIG EAST

Opponent	G-GS	Min.	3Pt.			Reb.	A	PF	BS	ST	Pts.
			FG-FGA	FG-FGA	FT-FTA						
Connecticut	2-0	27/13.5	2-5	2-2	0-2	7/3.5	0	2	0	1	6/6.0
DePaul	1-0	24/24.0	2-3	1-1	2-2	7/7.0	0	4	0	2	7/7.0
Georgetown	2-1	44/22.0	6-11	1-3	1-3	7/7.0	1	2	2	1	14/14.0
Louisville	1-0	13/13.0	0-1	0-1	3-4	4/4.0	1	5	0	0	3/3.0
Marquette	1-1	36/36.0	4-8	0-0	0-0	2/2.0	1	3	0	1	8/8.0
Pittsburgh	1-0	15/15.0	2-2	0-0	2-2	2/2.0	0	3	0	0	6/6.0
Providence	2-1	26/13.0	3-5	0-1	3-4	2/2.0	1	2	1	0	9/9.0
Rutgers	1-0	11/11.0	0-0	0-0	2-2	2/2.0	0	1	0	0	2/2.0
St. John's	0-0	0/0.0	0-0	0-0	0-0	0/0.0	0	0	0	0	0/0.0
Seton Hall	1-0	17/17.0	1-2	0-0	9-10	1/1.0	1	2	0	0	11/11.0
South Florida	1-0	26/26.0	3-4	1-1	3-4	11/11.0	0	0	2	1	10/10.0
Syracuse	1-1	25/25.0	4-12	0-0	7-9	5/5.0	0	0	1	0	15/15.0
Villanova	1-1	11/11.0	0-4	0-1	0-0	5/5.0	0	2	0	1	0/0.0
West Virginia	2-0	8/4.0	0-1	0-0	0-0	1/1.0	0	0	0	0	0/0.0

Kyle McAlarney's Career Stats vs. The BIG EAST

Opponent	G-GS	Min.	3Pt.			Reb.	A	PF	BS	ST	Pts.
			FG-FGA	FG-FGA	FT-FTA						
Connecticut	1-1	10/10.0	1-2	0-1	0-0	1/1.0	2	1	0	0	2/2.0
DePaul	1-0	8/8.0	0-2	0-2	0-0	1/1.0	1	1	0	0	0/0.0
Georgetown	1-0	21/21.0	1-6	0-3	0-0	2/2.0	1	0	0	0	2/2.0
Louisville	1-1	33/33.0	2-7	2-6	2-2	3/3.0	4	3	0	0	8/8.0
Marquette	1-1	36/36.0	3-7	1-5	1-1	4/4.0	4	2	0	2	8/8.0
Pittsburgh	1-0	18/18.0	1-2	1-2	0-0	1/1.0	1	5	0	0	3/3.0
Providence	1-0	30/30.0	4-6	3-3	1-1	2/2.0	4	0	0	0	12/12.0
Rutgers	1-1	34/34.0	2-6	2-6	0-0	2/2.0	8	1	0	2	6/6.0
St. John's	0-0	0/0.0	0-0	0-0	0-0	0/0.0	0	0	0	0	0/0.0
Seton Hall	1-1	15/15.0	0-0	0-0	0-0	2/2.0	4	2	0	0	0/0.0
South Florida	1-1	26/26.0	1-4	1-3	3-4	1/0.0	2	0	0	1	6/6.0
Syracuse	1-0	20/20.0	1-3	1-2	0-0	3/3.0	3	0	0	0	3/3.0
Villanova	1-0	22/22.0	3-7	3-5	4-4	3/3.0	0	2	0	0	13/13.0
West Virginia	1-0	27/27.0	1-2	1-2	0-0	1/1.0	3	0	0	0	3/3.0

Chris Quinn's Career Stats vs. The BIG EAST

Opponent	G-GS	Min.	3Pt.			Reb.	A	PF	BS	ST	Pts.
			FG-FGA	FG-FGA	FT-FTA						
Connecticut	7-6	236/33.7	30-81	12-35	5-12	18/2.6	19	4	1	6	77/11.0
DePaul	1-1	40/40.0	6-15	1-7	3-6	2/2.0	9	1	0	0	16/16.0
Georgetown	6-4	208/34.7	25-53	16-31	19-23	17/2.8	27	10	0	6	85/14.2
Louisville	1-1	45/45.0	11-21	6-9	3-4	4/4.0	1	2	0	0	31/31.0
Marquette	1-1	40/40.0	6-16	2-8	4-5	3/3.0	5	2	0	2	18/18.0
Pittsburgh	7-5	213/30.4	30-67	17-63	10-11	19/2.7	25	14	1	6	89/12.7
Providence	4-3	119/29.8	21/36	11-20	8-10	14/3.5	13	2	0	3	61/15.3
Rutgers	6-4	137/22.8	19-33	7-16	6-6	10/1.7	11	10	1	6	51/8.5
St. John's	3-2	93/31.0	10-26	5-14	1-1	11/3.7	10	6	2	5	26/8.7
Seton Hall	5-3	143/28.6	14-33	7-19	20-22	9/1.8	15	9	0	6	55/11.0
South Florida	1-1	40/40.0	3-10	1-4	5-6	5/5.0	5	2	0	3	12/12.0
Syracuse	7-5	219/31.3	29-60	18-44	9-11	17/2.4	27	14	0	8	85/12.1
Villanova	4-3	149/37.3	19-42	12-24	10-13	20/5.0	21	7	4	6	60/15.0
West Virginia	6-3	176/29.3	21-49	14-29	7-7	16/2.7	15	7	0	4	63/10.5

Luke Zeller's Career Stats vs. The BIG EAST

Opponent	G-GS	Min.	3Pt.			Reb.	A	PF	BS	ST	Pts.
			FG-FGA	FG-FGA	FT-FTA						
Connecticut	1-0	6/6.0	2-4	1-3	0-0	2/2.0	0	0	0	0	5/5.0
DePaul	1-1	20/20.0	0-1	0-1	1-2	7/7.0	2	3	0	1	1/1.0
Georgetown	1-0	8/8.0	0-1	0-1	0-0	1/1.0	1	1	0	0	0/0.0
Louisville	1-0	10/10.0	1-3	1-3	0-0	3/3.0	1	2	0	0	3/3.0
Marquette	1-0	4/4.0	0-1	0-1	0-0	1/1.0	0	2	0	0	0/0.0
Pittsburgh	1-1	38/38.0	4-12	3-10	0-0	5/5.0	3	3	1	0	11/11.0
Providence	1-0	14/14.0	0-2	0-1	0-0	0/0.0	3	2	0	0	0/0.0
Rutgers	1-0	5/5.0	1-1	0-0	0-0	1/1.0	0	0	0	0	2/2.0
St. John's	0-0	0/0.0	0-0	0-0	0-0	0/0.0	0	0	0	0	0/0.0
Seton Hall	1-0	3/3.0	0-1	0-1	0-0	0/0.0	1	0	0	0	0/0.0
South Florida	1-0	0/0.0	0-0	0-0	0-0	0/0.0	0	0	0	0	0/0.0
Syracuse	1-0	22/22.0	2-8	2-4	0-0	9/9.0	2	1	2	0	6/6.0
Villanova	1-0	27/27.0	3-7	1-5	1-2	2/2.0	0	4	0	0	8/8.0
West Virginia	1-1	5/5.0	0-0	0-0	0-0	0/0.0	0	0	0	0	0/0.0



Rick Cornett

Forward • Senior • 6-9 • 244 • Country Club Hills, IL

(Homewood Christian Academy)

11


Has scored in double figures in eight career games • Lone career double-double (14 pts./14 rebs.) was against Providence on Feb. 19, 2005 • Enjoyed most productive outing of the season against Alabama as he scored eight points and grabbed a season-high nine rebounds in 15 minutes of action • Has started once and seen action off the bench in all 23 games • Tied a season high in points (10) in the win over Niagara • Scored nine points against Columbia in his first start since the 2003-04 season • Carded nine points and eight boards against Fordham, while also recording two assists, two blocks and two steals in a season-high 18 minutes • Scored eight points in 14 minutes against Pittsburgh in the BIG EAST opener • Netted four points and grabbed six rebounds in win over Providence • Played a season-high 22 minutes against Georgetown and had five

points and five rebounds • Netted double figures for the third time this season when he scored 10 points and grabbed seven rebounds against West Virginia • Reached double figures for the fourth time in '05-'06 with a season-high 14 points versus Rutgers • Blocked a career-high three shots against Seton Hall, scored seven points and grabbed eight rebounds playing a season-high 23 minutes • Reached double figures for fifth time with 12 points against Connecticut in addition to grabbing seven boards.

Opp.	Min.	Total		Pct.	3FG-FGA		Pct.	FT-FTA		Pct.	Off.	Rebounds		PF	A	TO	BLK	Stl.	Pts.
		FG-FGA	Pct.		FG-FGA	Pct.		Def.	Total										
Lafayette	13	3-3	1.000	0-0	.000	4-6	.667	0	3	3	0	0	0	2	0	10			
Hofstra	11	2-3	.667	0-0	.000	0-0	.000	1	2	3	1	0	0	0	0	4			
NC State	9	1-2	.500	0-0	.000	0-0	.000	0	2	2	2	0	1	1	0	2			
Michigan	3	0-1	.000	0-0	.000	0-0	.000	1	1	2	2	0	1	0	0	0			
Alabama	15	2-6	.333	0-0	.000	4-5	.800	5	4	9	1	0	2	1	0	8			
Fla. Int.	9	2-4	.500	0-0	.000	1-2	.500	1	2	3	2	0	0	0	0	5			
IPFW	3	0-1	.000	0-0	.000	0-0	.000	0	0	0	0	1	0	0	0	0			
Niagara	15	5-6	.833	0-0	.000	0-2	.000	1	3	4	2	1	1	1	2	10			
Columbia (S)	15	3-4	.750	0-0	.000	3-4	.750	1	0	1	1	0	0	0	0	9			
Fordham	18	4-6	.667	0-0	.000	1-2	.500	3	5	8	1	2	1	2	2	9			
Wofford	8	2-3	.667	0-0	.000	0-0	.000	1	2	3	1	0	0	0	0	4			
Pittsburgh	14	4-8	.500	0-0	.000	0-2	.000	4	0	4	5	1	2	0	1	8			
DePaul	6	0-0	.000	0-0	.000	0-0	.000	0	0	0	2	0	1	0	0	0			
Syracuse	3	0-1	.000	0-0	.000	0-0	.000	0	0	0	1	0	0	0	0	0			
Providence	15	2-4	.500	0-0	.000	0-0	.000	3	3	6	5	1	1	0	0	4			
Marquette	6	1-3	.333	0-0	.000	0-0	.000	1	1	2	1	1	1	0	0	2			
Georgetown	22	2-3	.667	0-0	.000	1-4	.250	3	2	5	2	0	0	0	1	5			
Villanova	5	1-1	1.000	0-0	.000	2-3	.667	0	1	1	0	0	0	0	1	4			
W. Va.	16	5-9	.556	0-0	.000	0-0	.000	4	3	7	0	1	0	0	0	10			
Louisville	16	0-4	.000	0-0	.000	0-0	.000	0	2	2	1	0	1	0	0	0			
Rutgers	20	5-8	.625	0-0	.000	4-4	1.000	2	5	7	3	0	0	0	0	14			
South Fla.	15	3-5	.600	0-0	.000	0-0	.000	2	1	3	1	0	1	0	0	6			
Seton Hall	23	3-5	.600	0-0	.000	1-1	1.000	3	5	8	4	0	0	3	0	7			
Connecticut	27	6-13	.462	0-0	.000	0-0	.000	2	5	7	5	0	0	1	0	12			

Cornett's Career Statistics

YEAR	G-S	MIN/AVG	FG-FGA	PCT.	3-Point		FT-FTA	PCT.	O	Rebounds		AST.	STL	BLK	PF-D	PTS/AVG	
					FG-FGA	PCT.				D	TOT						
2002-03	12-0	61/5.1	10-17	.588	0-0	.000	10-14	.714	2	11	13	1.1	2	0	3	7-0	30/2.5
BIG EAST	2-0	4/2.0	0-1	.000	0-0	.000	2-4	.500	1	0	1	0.5	0	0	0	0-0	2/1.0
2003-04	26-1	284/10.9	38-80	.475	0-0	.000	42-62	.677	38	51	89	3.4	4	11	7	32-0	118/4.5
BIG EAST	14-0	121/8.6	13-37	.400	0-0	.000	14-27	.519	19	25	44	3.1	0	5	2	14-0	40/2.0
2004-05	26-0	245/9.4	40-68	.588	0-0	.000	15-37	.405	32	35	67	2.6	4	5	10	36-0	95/3.7
BIG EAST	13-0	131/10.1	24-35	.686	0-0	.000	8-19	.421	16	19	35	2.7	1	2	3	20-0	56/4.3
2005-06	24-1	306/12.8	56-103	.544	0-0	.000	21-35	.600	38	52	90	3.8	8	7	11	43-3	133/5.5
BIG EAST	13-0	187/14.4	32-64	.500	0-0	.000	8-14	.571	24	28	52	4.0	4	3	4	30-3	72/5.5
TOTALS	88-2	896/10.2	144-268	.537	0-0	.000	88-148	.595	110	1149	259	2.9	18	23	31	118-3	376/4.3
BIG EAST	42-0	443/10.5	69-137	.504	0-0	.000	32-64	.500	60	72	132	3.1	5	10	9	64-3	170/4.0



Torin Francis

Forward • Senior • 6-11 • 252 • Boston, MA

(Tabor Academy)

Two-time Irish captain • Has started all 107 games he has played during his career • Leads all Irish players with 28 career double-doubles • Has five double-doubles this season and has grabbed 10-plus rebounds in 13 outings • Scored in double figures in 60 career games and netted 20-plus points in 13 contests and grabbed 10-plus rebounds in 41 games • Has scored 20-plus points in three game this season — Michigan (22), Florida International (24) and Rutgers (21) • With first basket in Florida International game, became the 45th player in Notre Dame history to score 1,000 points • Named to BIG EAST Honor Roll for the week of Dec. 12 and for the week of Dec. 19 • Turned in 24 points and 11 rebounds against IPFW to earn his third double-double in four games • Hauled in a team-high 10 rebounds against Columbia • Matched career-high

with four assists against Wofford • Paced the Irish with nine rebounds versus Pittsburgh, collecting his 800th career rebound in the process • Notched 10 points and seven boards at DePaul • Fifth double-double of the season came against Syracuse as he finished with 13 points and 10 rebounds • Grabbed 10 rebounds against Marquette and 12 versus Georgetown while playing in 100th career outing • His 13 rebounds against West Virginia marked 10th game of the season with 10-plus rebounds • Copped third BIG EAST Honor Roll recognition for the third time this season following his performance against Rutgers in which he scored 21 points and grabbed seven rebounds • Grabbed 900th career rebound versus Seton Hall • Matched career-high with four assists against Connecticut, in addition to grabbing 10 rebounds.

Opp.	Min.	Total		Pct.	3FG-FGA		Pct.	FT-FTA		Pct.	Off.	Rebounds		PF	A	TO	BLK	Stl.	Pts.
		FG-FGA	Pct.		FG-FGA	Pct.		Def.	Total										
Lafayette (S)	29	2-5	.400	0-0	.000	4-4	1.000	2	12	14	1	1	1	0	1	8			
Hofstra (S)	29	4-8	.500	0-0	.000	3-4	.750	2	5	7	1	2	1	1	0	11			
NC State (S)	29	6-8	.750	0-0	.000	1-3	.333	4	7	11	3	0	0	1	0	13			
Michigan (S)	37	8-16	.500	0-0	.000	6-7	.857	5	8	13	1	1	2	3	1	22			
Alabama (S)	34	5-9	.556	0-0	.000	4-4	1.000	3	6	9	2	0	5	1	1	14			
Fla. Int. (S)	25	5-9	.556	0-0	.000	6-11	.545	2	5	7	1	2	0	3	2	16			
IPFW (S)	37	10-13	.769	0-0	.000	4-4	1.000	2	9	11	3	2	2	1	1	24			
Niagara (S)	25	6-7	.857	0-0	.000	2-2	1.000	2	7	9	2	2	4	3	0	14			
Columbia (S)	30	2-6	.333	0-0	.000	4-11	.364	2	8	10	2	0	1	4	0	8			
Fordham (S)	20	4-6	.667	0-0	.000	0-0	.000	2	1	3	4	2	1	1	0	8			
Wofford (S)	32	5-9	.556	0-0	.000	2-2	1.000	2	9	11	4	5	0	1	1	10			
Pittsburgh (S)	29	3-11	.272	0-0	.000	1-4	.250	5	4	9	1	0	0	1	0	7			
DePaul (S)	27	5-11	.455	0-0	.000	0-0	.000	2	5	7	1	2	2	0	0	10			
Syracuse (S)	30	5-12	.417	0-0	.000	3-5	.600	2	8	10	3	0	2	0	0	13			
Providence (S)	24	1-6	.167	0-0	.000	9-12	.750	2	6	8	2	2	1	1	1	11			
Marquette (S)	34	2-6	.333	0-0	.000	4-4	1.000	4	6	10	1	1	2	1	1	8			
Georgetown (S)	25	3-6	.500	0-0	.000	3-6	.500	5	7	12	5	1	1	1	0	9			
Villanova (S)	27	5-9	.556	0-0	.000	1-4	.250	1	5	6	2	0	0	1	0	11			
W. Va. (S)	30	3-9	.333	0-0	.000	0-0	.000	4	9	13	3	3	2	1	2	6			
Louisville (S)	26	1-7	.143	0-0	.000	1-2	.500	4	6	10	5	4	1	0	0	3			
Rutgers (S)	25	8-12	.667	0-0	.000	5-10	.500	2	5	7	1	2	2	0	0	21			
South Fla. (S)	27	3-7	.429	0-0	.000	0-0	.000	2	5	7	2	0	0	2	0	6			
Seton Hall (S)	26	0-4	.000	0-0	.000	1-2	.500	1	9	10	3	3	4	1	0	1			
Connecticut (S)	28	2-9	.222	0-0	.000	1-4	.250	5	5	10	3	4	1	1	1	5			

Francis' Career Statistics

YEAR	G-S	MIN/AVG	FG-FGA	PCT.	3-Point		FT-FTA	PCT.	O	Rebounds		AST.	STL	BLK	PF-D	PTS/AVG	
					FG-FGA	PCT.				D	TOT						
2002-03	34-34	974/28.6	126-252	.500	1-1	1.000	124-181	.685	96	188	284	8.4	34	16	60	64-0	377/11.1
BIG EAST	16-16	448/28.0	48-104	.462	0-0	.000	56-83	.675	34	71	105	6.6	19	7	23	29-0	152/9.5
2003-04	20-20	632/31.6	98-181	.567	0-2	.000	88-129	.682	61	114	175	8.8	23	7	35	47-0	284/14.2
BIG EAST	10-10	275/27.5	51-90	.567	0-0	.000	26-48	.542	26	42	68	6.8	6	1	13	23-0	128/12.8
2004-05	29-29	766/26.4	96-213	.451	0-0	.000	78-114	.684	84	143	227	7.8	14	8	31	60-1	270/9.3
BIG EAST	16-16	440/27.5	56-134	.418	0-0	.000	49-68	.721	46	74	120	7.5	8	6	16	44-1	161/10.1
2005-06	24-24	685/28.5	98-205	.478	0-0	.000	65-105	.619	67	152	224	9.3	38	12	28	56-2	261/10.9
BIG EAST	13-13	358/27.5	41-109	.376	0-0	.000	29-53	.547	39	80	119	9.2	22	5	10	32-2	111/8.5
TOTALS	107-107	3057/28.6	418-851	.491	1-3	.333	355-529	.671	308	602	910	8.5	109	43	154	227-3	1192/11.1
BIG EAST	55-55	1521/27.7	196-437	.449	0-0	.000	160-252	.635	145	267	412	7.5	55	19	62	128-3	552/10.0



Chris Quinn

Guard • Senior • 6-2 • 185 • Dublin, OH
(Dublin Coffman)


Two-time Irish captain • Has missed only two games (due to injury) during his career • Has netted double figures in 70 career games and 22 outings this season • Finished with 20-plus points in 13 career outings • Has four 30-plus point performances (all this season) • Named to the BIG EAST Preseason Honorable Mention Team • Set a career high in assists against Lafayette with nine • Became the 44th player in Notre Dame history to score 1,000 points while finishing with a then-career-high 26 points against Michigan • Grabbed a season-high five rebounds against Michigan • Tied single-game school record with 10-10 performance from free-throw line versus Florida International and 14-14 performance from the line against Seton Hall • Dished out eight assists against Columbia — one off of his career high • Recorded 14 points, a

career-high nine rebounds and eight assists against Fordham to finish just short of the second triple-double in school history • Dished off seven assists against Wofford • Set career highs in points (37), field goals (13), field goals attempted (23) and minutes played (49) and tied his career high in assists (9) and three-point field goals (6) in the double-overtime thriller with Pittsburgh • Handed out a career-high-tying nine assists against DePaul and Syracuse • Topped 30-point mark for the second time in four games with 31-point outing against Providence as he finished 11-14 (career-best .786) from the field and 5-7 from three-point range • Made 200th career three-pointer against Providence • Scored 16 points in playing all 40 minutes against Marquette • Played all 50 minutes in double-overtime loss to Georgetown and recorded first career double-double with 26 points and a career-high 10 assists • Has played entire game in nine of last 12 contests ... Matched career-high with nine rebounds against Villanova, in addition to scoring 18 points and dishing off eight assists • Tied career-high with six three-pointers against West Virginia as he finished with 24 points playing all 40 minutes • Became first player since Troy Murphy in 2000-01 to score 30-plus points in three outings in a season when he tossed in 31 points against Louisville • Named to the BIG EAST Weekly Honor Roll for the weeks of Jan. 9, Feb. 6 and Feb. 20 • Third Irish player to score 30-plus points in four BIG EAST games during a regular season when he finished with 34 against Seton Hall • First Team NABC District 10 selection.

Opp.	Min.	Total			Pct.	3FG-FGA	Pct.	FT-FTA	Pct.	Off.	Rebounds		PF	A	TO	BLK	Stl.	Pts.
		FG-FGA	Pct.	Def.							Total							
Lafayette (S)	37	5-10	.500	1-2	.500	4-6	.667	0	3	3	1	9	4	0	5	15		
Hofstra (S)	38	6-12	.500	2-4	.500	2-2	1.000	1	3	4	2	6	1	0	3	16		
NC State (S)	39	4-15	.267	1-4	.250	2-2	1.000	1	1	3	4	5	4	0	3	11		
Michigan (S)	40	9-18	.500	4-7	.571	4-4	1.000	0	2	2	0	3	2	1	0	26		
Alabama (S)	40	4-8	.500	1-4	.250	2-2	1.000	2	3	5	2	4	3	0	0	11		
Fla. Int. (S)	30	3-9	.333	0-3	.000	10-10	1.000	2	1	3	0	5	1	0	4	16		
IPFW	DNP-Inj.																	
Niagara (S)	34	2-6	.333	1-1	1.000	0-0	.000	0	4	4	1	5	2	0	3	5		
Columbia (S)	39	5-10	.500	2-6	.333	6-7	.857	1	2	3	1	8	1	0	0	18		
Fordham (S)	37	5-9	.555	4-6	.667	0-0	.000	1	8	9	1	8	2	0	0	14		
Wofford (S)	38	2-12	.167	1-4	.250	5-6	.833	2	0	2	1	7	2	0	1	10		
Pittsburgh (S)	49	13-23	.565	6-9	.667	5-5	1.000	0	6	6	5	9	3	0	2	37		
DePaul (S)	40	6-15	.400	1-7	.143	3-6	.500	1	1	2	1	9	3	0	0	16		
Syracuse (S)	40	5-10	.500	2-6	.333	0-0	.000	0	3	3	3	9	3	0	2	12		
Providence (S)	38	11-14	.786	5-7	.714	4-4	1.000	1	4	5	0	5	0	0	1	31		
Marquette (S)	40	6-16	.375	2-8	.250	4-5	.800	0	3	3	2	5	3	0	2	18		
Georgetown (S)	50	9-22	.409	4-11	.364	4-4	1.000	1	3	4	4	10	4	0	1	26		
Villanova (S)	40	6-11	.545	4-6	.667	2-4	.500	3	6	9	3	8	6	2	1	18		
W. Va. (S)	40	8-16	.500	6-10	.600	2-2	1.000	1	2	3	2	4	1	0	1	24		
Louisville (S)	45	11-21	.524	6-9	.667	3-4	.750	1	3	4	2	1	4	0	0	31		
Rutgers (S)	37	7-9	.778	2-4	.500	0-0	.000	0	2	2	4	8	2	0	2	16		
South Fla. (S)	40	3-10	.300	1-4	.250	5-6	.833	2	3	5	2	5	3	0	3	12		
Seton Hall (S)	40	8-16	.500	4-8	.500	14-13	1.000	1	1	2	3	5	2	0	1	34		
Connecticut (S)	44	6-19	.316	1-4	.250	0-0	.000	2	2	4	3	7	2	0	0	44		

Quinn's Career Statistics

YEAR	G-S	MIN/AVG	FG-FGA	PCT.	3-Point			FT-FTA	PCT.	O	Rebounds			AST.	STL	BLK	PF-D	PTS/AVG
					FG-FGA	PCT.	FT-FTA				D	TOT	AVG.					
2002-03	34-0	521/15.3	43-90	.478	29-66	.439	16-20	.800	18	35	53	1.6	51	28	3	40-0	131/3.9	
BIG EAST	16-0	210/13.1	15-33	.455	10-25	.400	8-10	.800	13	7	20	1.3	22	12	1	15-0	48/3.0	
2003-04	32-25	1145/35.8	153-354	.432	74-195	.379	77-96	.802	15	80	95	3.0	104	47	5	62-0	457/14.3	
BIG EAST	16-14	582/36.4	76-182	.418	38-105	.362	38-52	.731	8	41	49	3.1	60	26	4	29-0	228/14.3	
2004-05	27-27	977/36.2	120-266	.451	66-145	.455	47-60	.783	21	56	77	2.9	86	35	5	42-0	353/12.6	
BIG EAST	16-16	588/36.8	71-146	.486	43-83	.518	24-31	.774	15	37	52	3.3	54	13	4	22-0	209/13.1	
2006-06	23-23	915/39.8	144-311	.463	61-134	.455	81-93	.871	23	67	90	3.9	145	35	3	47-1	430/18.1	
BIG EAST	13-13	543/41.8	99-202	.490	44-93	.473	46-54	.852	13	39	52	4.0	85	16	2	34-1	288/22.2	
TOTALS	117-76	3568/30.5	460-1022	.450	230-540	.426	221-269	.822	77	238	315	2.7	386	145	16	191-1	1371/11.7	
BIG EAST	61-43	1923/31.5	261-563	.464	135-306	.441	116-147	.789	49	124	173	2.8	221	67	11	100-1	773/12.7	



Russell Carter

Guard • Junior • 6-4 • 223 • Paulsboro, NJ
(Paulsboro)

Earned first career start in final game last season versus Holy Cross (first round of NIT) • Has started 20 games for the Irish this year • Registered first 20-point outing of his career in scoring a career-high 24 points against Louisville as he connected on a career-best .727 percent from the field (8-11) and .667 from three-point range (4-6) ... Played a then-career-high 25 minutes in the season opener against Lafayette and dished out three assists versus Hofstra • Scored a season-high 12 points against North Carolina State and also was in double figures in win at Alabama (11 points) • Finished with 11 points in win over Florida International which marked the first time in his career that he registered back-to-back double-digit scoring efforts • His seven rebounds against Michigan matched a career best at the time • Played a career-high 38 minutes in the win over IPFW, ripping down a career-high and team-leading 14 boards in addition to recording a career-high six steals • Hit a career-high two three-point field goals versus Niagara • Turned in his fifth double-figure scoring effort of the season with 10 points versus Fordham • Scored a career-high 16 points in win over Wofford to lead all Irish scorers in the contest, then followed that up with another 16-point effort against Pittsburgh • Has scored in double figures seven times this season • Recorded his 100th career rebound against DePaul • Netted double figures for the eighth time with a 15-point effort against Syracuse in 21 minutes • Made a career-high eight free throws on 11 attempts and finished with 14 points versus Villanova • Recorded second-highest rebounding total of season when he grabbed nine boards against West Virginia, in addition to scoring nine points • His 24 and 17-point efforts (41 points) against Louisville and Rutgers marked highest back-to-back scoring efforts of his career • Led all Irish scorers with 13 points against South Florida • His 17-point performance against Seton Hall marked the first time in his career that he scored in double figures in four straight games.

Opp.	Min.	Total		Pct.	3FG-FGA		Pct.	FT-FTA		Pct.	Rebounds			PF	A	TO	BLK	Stl.	Pts.
		FG-FGA	Pct.		Off.	Def.		Total											
Lafayette (S)	25	2-5	.400	1-3	.333	4-6	.667	1	1	2	2	1	0	0	2	9			
Hofstra (S)	24	2-4	.500	1-1	1.000	1-2	.500	1	2	3	2	3	1	0	1	6			
NC State (S)	33	4-9	.444	0-4	.000	4-8	.500	1	2	3	3	1	2	1	3	12			
Michigan (S)	33	2-7	.286	0-3	.000	0-0	.000	3	4	7	3	4	3	0	2	4			
Alabama (S)	26	4-8	.500	1-1	1.000	2-4	.500	3	2	5	2	0	4	1	3	11			
Fla. Int. (S)	20	4-6	.667	1-1	1.000	2-2	1.000	0	2	2	1	1	1	1	0	11			
IPFW (S)	38	2-10	.200	1-2	.500	6-7	.857	5	9	14	2	2	3	1	6	11			
Niagara (S)	18	3-6	.500	2-3	.667	0-0	.000	1	4	5	2	2	5	0	2	8			
Columbia (S)	24	1-6	.167	1-3	.333	4-8	.500	2	3	5	2	0	0	0	2	7			
Fordham (S)	21	4-8	.500	0-2	.000	2-2	1.000	1	2	3	0	3	1	0	0	10			
Wofford (S)	30	4-9	.444	1-5	.200	7-9	.778	0	1	1	2	0	2	1	1	16			
Pittsburgh (S)	41	4-12	.333	1-5	.200	7-10	.700	4	2	6	4	3	0	0	2	16			
DePaul (S)	37	3-11	.273	1-5	.200	0-0	.000	3	4	7	0	2	1	1	1	7			
Syracuse (S)	21	6-10	.600	1-3	.333	2-4	.500	3	2	5	1	0	3	0	0	15			
Providence (S)	4	0-0	.000	0-0	.000	1-2	.500	1	0	1	2	0	2	0	0	1			
Marquette	1	0-0	.000	0-0	.000	0-0	.000	0	0	0	1	0	1	0	0	0			
Georgetown	34	2-6	.333	1-3	.333	3-4	.750	3	1	4	1	3	1	0	1	8			
Villanova (S)	31	3-8	.375	0-2	.000	8-11	.727	1	5	6	5	2	3	0	1	14			
W. Va. (S)	33	4-10	.400	1-2	.500	0-0	.000	3	6	9	3	2	4	1	1	9			
Louisville (S)	38	8-11	.727	4-6	.667	4-4	1.000	1	5	6	3	1	0	1	3	24			
Rutgers (S)	31	5-11	.455	4-7	.571	3-6	.500	4	5	9	1	1	2	0	1	17			
South Fla. (S)	30	5-10	.500	1-3	.333	2-7	.286	3	2	5	4	1	2	0	3	13			
Seton Hall (S)	38	5-7	.714	3-4	.750	4-6	.667	2	6	8	3	4	2	0	1	17			
Connecticut (S)	39	3-11	.272	1-4	.250	1-1	1.000	2	5	7	1	0	1	0	2	8			

Carter's Career Statistics

YEAR	G-S	MIN/AVG	FG-FGA		PCT.	3-Point		FT-FTA	PCT.	Rebounds			AST.	STL	BLK	PF-D	PTS/AVG
			FG-FGA	PCT.		FG-FGA	PCT.			O	D	TOT					
2003-04	11-0	23/2.1	3-9	.333	2-5	.400	1-2	.500	1	3	4	0.4	0	1	1	5-0	9/0.8
BIG EAST	4-0	5/1.3	2-3	.667	1-2	.500	0-0	.000	0	1	1	0.3	0	0	0	2-0	5/1.3
2004-05	24-1	204/8.5	30-61	.492	12-24	.500	11-18	.611	19	14	33	1.4	9	8	2	31-0	83/3.5
BIG EAST	14-0	75/5.4	11-18	.611	5-8	.625	1-5	.200	4	5	9	0.6	3	2	1	13-0	28/2.0
2005-06	24-22	671/28.0	80-185	.432	27-72	.375	67-103	.650	48	75	123	5.1	9	38	8	50-1	254/10.6
BIG EAST	13-11	379/29.2	48-107	.449	18-44	.409	35-55	.636	30	43	73	5.6	19	16	3	29-1	149/11.5
TOTALS	59-23	898/15.2	113-255	.443	41-101	.406	79-123	.642	68	92	160	2.7	45	47	11	86-1	346/5.9
BIG EAST	31-11	459/14.8	61-128	.476	24-54	.444	35-60	.583	34	49	83	2.7	22	18	4	44-1	174/5.6



Colin Falls

Guard • Junior • 6-5 • 204 • Park Ridge, IL

(Loyola Academy)

15


Has not missed a game during his Notre Dame career (84 games) • Already ranks as one of the top three-point shooters in school history • Of his 258 career field goals, 217 are from three-point range • Scored a career-high 32 points versus Seton Hall as he connected on a career-high 10 field goals and matched his career-best and the school record he shares with eight three-point field goals • Followed that performance up with a 23-point effort against Connecticut as he played all 45 minutes of the overtime contest • Held scoreless for just the eighth time in his career against Michigan • Connected on seven three-pointers, including six in the first half against Alabama and finished with a season-high 24 points • Tied a career-high with five assists against Niagara • Matched a career high with five rebounds in the Pittsburgh game •

Registered a season-high 26 points on 8-13 shooting from the field and 6-11 from beyond the arc at DePaul • His eight field goals versus the Blue Demons marked a career high, as did his two blocked shots • Notched first career double-double against Syracuse with 18 points and 10 assists, while committing just one turnover in 39 minutes • Finished with 24 points against Providence, shooting 8-12 from the field and 5-9 from three-point range • Finished with 21 points hitting 6-14 from three-point range • Netted 18 points playing a career-high 47 minutes against Georgetown • Matched season-high for the fourth time with six three-pointers against West Virginia and tied career-high with five rebounds ... The 141-point total scored against DePaul, Syracuse, Providence, Marquette, Georgetown, Villanova, West Virginia and Louisville is the highest eight-game point total of his career.

Opp.	Min.	Total		Pct.	3FG-FGA		Pct.	FT-FTA		Pct.	Rebounds			PF	A	TO	BLK	Stl.	Pts.
		FG-FGA	Pct.		Off.	Def.		Total											
Lafayette (S)	29	5-13	.385	5-10	.500	0-2	.000	0	0	0	1	3	1	0	1	15			
Hofstra (S)	38	5-13	.385	5-12	.417	4-6	.667	0	1	1	2	0	2	1	1	19			
NC State (S)	34	1-9	.111	1-8	.125	0-0	.000	0	1	1	1	2	2	0	0	3			
Michigan (S)	28	0-3	.000	0-3	.000	0-0	.000	0	2	2	2	1	1	1	1	0			
Alabama (S)	40	7-17	.412	7-14	.500	3-4	.750	0	1	1	3	1	2	0	1	24			
Fla. Int. (S)	27	5-9	.556	3-6	.500	0-0	.000	0	3	3	1	1	3	1	2	13			
IPFW (S)	36	6-16	.375	3-7	.429	0-0	.000	0	1	1	5	2	1	0	0	15			
Niagara (S)	37	6-13	.462	5-10	.500	2-2	1.000	0	2	2	2	5	2	0	2	19			
Columbia (S)	30	2-12	.167	2-9	.222	4-4	1.000	0	3	3	2	2	0	0	0	10			
Fordham (S)	35	2-6	.333	0-4	.000	0-0	.000	0	2	2	0	1	1	0	1	4			
Wofford (S)	26	2-5	.400	1-4	.250	2-2	1.000	0	3	3	2	1	0	0	0	7			
Pittsburgh (S)	39	3-13	.231	3-10	.300	0-0	.000	0	5	5	5	2	1	0	0	9			
DePaul (S)	38	8-13	.615	6-11	.545	4-5	.800	0	3	3	3	0	1	2	1	26			
Syracuse (S)	39	6-11	.545	6-10	.600	0-0	.000	2	2	4	4	10	1	0	0	18			
Providence (S)	38	8-12	.667	5-9	.556	3-3	1.000	0	4	4	2	0	0	1	0	24			
Marquette (S)	38	6-14	.429	6-14	.429	3-3	1.000	0	3	3	0	1	1	0	1	21			
Georgetown (S)	47	5-15	.333	5-13	.385	3-3	1.000	2	1	3	4	2	3	0	0	18			
Villanova (S)	37	0-2	.000	0-1	.000	2-2	1.000	0	1	1	0	5	1	0	0	2			
W. Va. (S)	40	6-14	.429	6-10	.600	0-0	.000	1	4	5	0	1	3	0	1	18			
Louisville (S)	44	4-10	.400	4-9	.444	2-2	1.000	1	3	4	3	1	0	1	1	14			
Rutgers (S)	27	3-7	.429	1-3	.333	0-3	.000	1	3	4	3	2	1	1	0	7			
South Fla. (S)	35	1-10	.100	0-9	.000	7-8	.875	0	1	1	1	3	2	0	0	9			
Seton Hall (S)	36	10-17	.588	8-15	.533	4-5	.800	1	2	3	2	0	0	0	0	32			
Connecticut (S)	45	9-19	.474	5-14	.357	0-0	.000	1	3	4	0	0	0	0	0	23			

Falls' Career Statistics

YEAR	G-S	MIN/AVG	FG-FGA		PCT.	3-Point		PCT.	FT-FTA		PCT.	Rebounds			AST.	STL	BLK	PF-D	PTS/AVG
			FG-FGA	PCT.		FG-FGA	PCT.		O	D		TOT	AVG.						
2003-04	32-8	499/15.6	47-115	.409	37-94	.394	16-23	.696	12	30	42	1.3	28	11	3	38-0	147/4.6		
BIG EAST	16-2	196/12.3	19-45	.422	16-39	.410	11-16	.688	6	12	18	1.1	11	6	1	21-0	65/4.1		
2004-05	29-22	901/31.1	101-261	.387	93-225	.413	70-78	.897	13	47	60	2.1	40	24	6	60-1	365/12.6		
BIG EAST	16-16	567/35.4	65-171	.380	61-147	.415	52-58	.897	7	29	36	2.3	24	12	3	41-1	243/15.2		
2005-06	24-24	862/35.9	110-273	.403	87-217	.401	43-54	.796	9	54	63	2.6	48	13	8	48-2	350/14.6		
BIG EAST	13-13	505/38.3	69-157	.439	55-130	.423	28-34	.824	9	35	44	3.4	27	4	5	27-1	221/17.0		
TOTALS	85-54	2262/26.6	258-649	.398	217-536	.405	129-155	.832	34	131	165	1.9	114	48	17	146-3	862/10.1		
BIG EAST	45-31	1268/28.2	153-373	.410	132-316	.418	91-108	.843	22	76	98	2.2	62	22	9	89-2	529/11.8		



Rob Kurz

Forward • Sophomore • 6-9 • 238 • Lower Gwynedd, PA
(Penn Charter)

Set career highs in points (18), rebounds (8), field goals (8), field goals attempted (10) and minutes (25) in the season opener versus Lafayette in his first career start • Named to BIG EAST Weekly Honor Roll for the week of Nov. 21 following performance against Leopards • Registered first career double-double with 10 points and a career-high 11 rebounds against South Florida ... Came off the bench to grab six rebounds in 15 minutes against Alabama • Played a career-high 26 minutes and blocked a career-best two shots in the win over IPFW • Set a career high with two steals and tied a career best by making six free throws in the win over Columbia • Dished out a career-high three assists to go along with his 10 points in the win over Fordham • Matched career-best with eight rebounds against Wofford in addition to blocking a career-high five shots • Recorded seven points and seven boards in 24 minutes against DePaul • Registered second-highest career point total with 15 points against Syracuse, in addition to grabbing five rebounds in first-ever start in a BIG EAST game • Finished with nine points against Providence • Played 38 minutes against Marquette and finished with eight points • Scored 14 points and played a career-high 43 minutes against Georgetown • Scored 11 points against Seton Hall for the second straight game (a first in his career), connecting a career-best nine free throws • Scored six points and grabbed seven rebounds vs. Connecticut.

Opp.	Min.	Total				Rebounds				PF	A	TO	BLK	Stl.	Pts.	
		FG-FGA	Pct.	3FG-FGA	Pct.	FT-FTA	Pct.	Off.	Def.							Total
Lafayette (S)	25	8-10	.800	1-1	1.000	1-1	1.000	7	1	8	4	1	2	0	0	18
Hofstra (S)	18	1-3	.333	0-0	.000	0-0	.000	1	6	7	2	0	4	1	0	2
NC State (S)	19	1-2	.500	0-0	.000	0-0	.000	3	1	4	1	0	1	0	0	2
Michigan (S)	17	1-2	.500	0-0	.000	1-2	.000	1	0	1	3	0	3	1	3	3
Alabama	15	2-5	.400	0-1	.000	0-0	.000	2	4	6	4	0	0	0	0	4
Fla. Int.	20	2-6	.333	0-3	.000	2-2	1.000	1	5	6	4	1	2	0	1	6
IPFW	26	0-1	.000	0-0	.000	4-4	1.000	1	2	3	5	1	2	2	1	4
Niagara	14	0-1	.000	0-1	.000	0-0	.000	1	2	3	3	1	3	1	0	0
Columbia	20	0-2	.000	0-0	.000	6-8	.750	1	3	4	3	0	1	1	2	6
Fordham	14	3-5	.600	0-0	.000	4-6	.667	2	1	3	1	3	0	0	0	10
Wofford	22	2-3	.667	0-0	.000	0-0	.000	2	6	8	3	1	1	5	0	4
Pittsburgh	15	2-2	1.000	0-0	.000	2-2	1.000	1	1	2	3	0	0	0	0	6
DePaul	24	2-3	.667	1-1	1.000	2-2	1.000	1	6	7	4	0	2	0	2	7
Syracuse (S)	25	4-12	.333	0-0	.000	7-9	.778	2	3	5	4	0	0	1	0	15
Providence (S)	24	3-5	.600	0-1	.000	3-4	.750	0	2	2	2	1	1	1	0	9
Marquette (S)	36	4-8	.500	0-0	.000	0-0	.000	1	1	2	3	1	1	0	1	8
Georgetown (S)	43	6-11	.545	1-3	.333	1-3	.333	3	4	7	2	1	1	2	1	14
Villanova (S)	11	0-4	.000	0-1	.000	0-0	.000	2	3	5	2	0	1	0	1	0
W. Va.	7	0-1	.000	0-0	.000	0-0	.000	0	1	1	0	0	1	0	0	0
Louisville	13	0-1	.000	0-1	.000	3-4	.750	1	3	4	5	1	2	0	0	3
Rutgers	11	0-0	.000	0-0	.000	2-2	1.000	1	1	2	1	0	1	0	0	2
South Fla.	26	3-4	.750	1-1	1.000	3-4	.750	2	9	11	0	0	0	2	1	10
Seton Hall	17	1-2	.500	0-0	.000	9-10	.900	1	0	1	2	1	0	0	0	11
Connecticut	26	2-5	.400	2-2	1.000	0-2	.000	2	5	7	2	0	0	0	1	6

Kurz' Career Statistics

YEAR	G-S	MIN/AVG	FG-FGA		3-Point		FT-FTA		Rebounds			AST.	STL	BLK	PF-D	PTS/AVG	
			PCT.	PCT.	PCT.	PCT.	O	D	TOT	AVG.							
2004-05	14-0	66/4.7	5-14	.357	1-3	.333	8-14	.571	8	8	16	1.1	3	1	2	9-1	19/1.4
BIG EAST	4-0	4/1.0	0-0	.000	0-0	.000	0-0	.000	0	0	0	0.0	0	0	0	0-0	0/0.0
2005-06	24-9	488/20.3	47-98	.480	6-16	.375	50-65	.769	39	70	109	4.5	13	12	17	63-2	150/6.3
BIG EAST	13-5	278/21.4	27-58	.466	5-10	.500	32-42	.762	17	39	56	4.3	5	7	6	30-1	91/7.0
TOTALS	38-9	554/14.6	52-112	.464	7-19	.368	58-79	.734	47	78	125	3.3	16	13	19	72-3	169/4.4
BIG EAST	17-5	282/16.6	27-58	.466	5-10	.500	32-42	.762	17	39	56	3.3	5	7	6	30-1	91/5.4



Ryan Ayers

Guard/Forward • Freshman • 6-8 • 203 • Blue Bell, PA

(Germantown Academy)

42

One of four freshmen on this year's squad ... Hails from a basketball family — father Randy is an assistant coach with the Orlando Magic after previously coaching the Philadelphia 76ers and serving as head coach at Ohio State • Has played in 14 games • Logged a career-high 14 minutes against Florida International and finished with three points and three rebounds • Connected on his first two career free throws versus Fordham, while also dishing out an assist • Made a career-high two steals against Marquette • Connected on a three-pointer in only shot attempt against Rutgers.

Opp.	Min.	Total					Rebounds					PF	A	TO	BLK	Stl.	Pts.
		FG-FGA	Pct.	3FG-FGA	Pct.	FT-FTA	Pct.	Off.	Def.	Total							
Lafayette	12	1-3	.333	0-2	.000	0-0	.000	1	1	2	0	0	2	0	0	2	
Hofstra	2	0-0	.000	0-0	.000	0-0	.000	0	0	0	0	0	0	0	0	0	
NC State	1	0-0	.000	0-0	.000	0-0	.000	0	0	0	0	0	0	0	0	0	
Michigan	10	0-1	.000	0-1	.000	0-0	.000	0	1	1	0	0	0	1	0	0	
Alabama	DNP																
Fla. Int.	14	1-4	.250	1-2	.500	0-0	.000	1	2	3	2	1	0	0	0	3	
IPFW	9	0-0	.000	0-0	.000	0-0	.000	0	0	0	1	0	0	0	0	0	
Niagara	10	0-6	.000	0-4	.000	0-0	.000	0	0	0	1	1	0	0	0	0	
Columbia	DNP																
Fordham	3	0-0	.000	0-0	.000	2-2	1.000	0	0	0	1	1	0	0	0	2	
Wofford	DNP																
Pittsburgh	6	0-0	.000	0-0	.000	0-0	.000	0	0	0	1	0	0	0	0	0	
DePaul	1	0-0	.000	0-0	.000	0-0	.000	0	0	0	0	0	0	0	0	0	
Syracuse	DNP																
Providence	9	0-2	.000	0-0	.000	0-0	.000	0	1	1	2	0	0	0	1	0	
Marquette	5	0-0	.000	0-0	.000	0-0	.000	0	0	0	0	0	0	0	2	0	
Georgetown	DNP																
Villanova	DNP																
W. Va.	2	0-0	.000	0-0	.000	0-0	.000	0	0	0	0	0	0	0	0	0	
Louisville	DNP																
Rutgers	3	1-1	1.000	1-1	1.000	0-0	.000	0	0	0	1	0	0	0	0	3	
Seton Hall	1	0-0	.000	0-0	.000	0-0	.000	0	0	0	0	0	0	0	0	0	
South Fla.	DNP																
Connecticut	DNP																

Ayers' Career Statistics

YEAR	G-S	MIN/AVG	3-Point			Rebounds					AST.	STL	BLK	PF-D	PTS/AVG		
			FG-FGA	PCT.	PCT.	FT-FTA	PCT.	O	D	TOT						AVG.	
2005-06	15-0	87/5.8	3-17	.176	2-10	.200	2-2	1.000	2	5	7	0.5	3	3	1	9-0	10/0.7
BIG EAST	7-0	26/3.7	1-3	.333	1-1	1.000	0-0	.000	0	1	1	0.1	0	3	0	4-0	3/0.4
TOTALS	15-0	87/5.8	3-17	.176	2-10	.200	2-2	1.000	2	5	7	0.5	3	3	1	9-0	10/0.7
BIG EAST	7-0	26/3.7	1-3	.333	1-1	1.000	0-0	.000	0	1	1	0.1	0	3	0	4-0	3/0.4



Zach Hillesland

Forward • Freshman • 6-9 • 226 • Toledo, OH
(St. John's Jesuit)


33

Has seen action in 11 games this season off the bench • Played a career-high 10 minutes against Florida International • Grabbed a rebound in the Hofstra, Florida International and Fordham contests • Notched his first four collegiate points in the win over Niagara • Sank two free throws and handed out an assist against Fordham • Missed the Villanova, West Virginia and Louisville games due to back spasms • Scored two points against Rutgers.

Opp.	Min.	Total		3FG-FGA	Pct.	FT-FTA	Pct.	Rebounds			PF	A	TO	BLK	Stl.	Pts.
		FG-FGA	Pct.					Off.	Def.	Total						
Lafayette	3	0-1	.000	0-0	.000	0-0	.000	0	0	0	0	0	0	0	0	0
Hofstra	2	0-0	.000	0-0	.000	0-0	.000	0	1	1	0	0	0	0	0	0
NC State	1	0-0	.000	0-0	.000	0-0	.000	0	0	0	0	0	0	0	0	0
Michigan	DNP															
Alabama	DNP															
Fla. Int.	10	0-2	.000	0-0	.000	0-0	.000	0	1	1	3	1	0	0	0	0
IPFW	1	0-0	.000	0-0	.000	0-0	.000	0	0	0	0	0	0	0	0	0
Niagara	2	2-2	1.000	0-0	.000	0-0	.000	0	0	0	0	0	0	0	0	4
Columbia	DNP															
Fordham	3	0-0	.000	0-0	.000	2-2	1.000	0	1	1	0	1	0	0	0	2
Wofford	DNP															
Pittsburgh	1	0-0	.000	0-0	.000	0-0	.000	0	0	0	0	0	0	0	0	0
DePaul	DNP															
Syracuse	DNP															
Providence	2	0-0	.000	0-0	.000	0-0	.000	0	0	0	1	0	1	0	0	0
Marquette	DNP															
Georgetown	DNP															
Villanova	DNP-Inj.															
W. Va.	DNP-Inj.															
Louisville	DNP-Inj.															
Rutgers	3	1-1	1.000	0-0	.000	0-0	.000	0	0	0	0	1	0	0	0	2
South Fla.	DNP															
Seton Hall	1	0-0	.000	0-0	.000	0-0	.000	0	0	0	0	0	0	0	0	0
Connecticut	DNP															

Hillesland's Career Statistics

YEAR	G-S	MIN/AVG	FG-FGA		3-Point		FT-FTA	PCT.	Rebounds			AST.	STL	BLK	PF-D	PTS/AVG	
			PCT.	PCT.	O	D			TOT	AVG.							
2005-06	11-0	28/2.5	3-6	.500	0-0	.000	2-2	1.000	0	3	3	0.3	3	0	0	4-0	8/0.7
BIG EAST	4-0	7/1.8	1-1	1.000	0-0	.000	0-0	.000	0	0	0	0.0	1	0	0	1-0	2/0.5
TOTALS	11-0	28/2.5	3-6	.500	0-0	.000	2-2	1.000	0	3	3	0.3	3	0	0	4-0	8/0.7
BIG EAST	4-0	7/1.8	1-1	1.000	0-0	.000	0-0	.000	0	0	0	0.0	1	0	0	1-0	2/0.5



Kyle McAlarney

Guard • Freshman • 6-1 • 200 • Staten Island, NY
(Moore Catholic)

Has played in all 24 contests and earned eight starts • Became first freshman to score in double figures in four straight games since Chris Thomas during the 2001-02 campaign • Scored seven points in season opener against Lafayette and had six points (two three-pointers) in win at Alabama • Played 18 minutes against Florida International • Set career highs in minutes (37), rebounds (3), steals (2) and blocks (1) against IPFW in his first career start • Scored a career-high 16 points and dished out a career-high five assists versus Niagara • Named to BIG EAST Weekly Honor Roll for the week of December 26 • Notched a career-high two steals against Fordham • Hit all four of his field goal attempts, including three three-pointers against Wofford and finished with 12 points • Netted double figures in four straight outings with 16

points against Niagara, 14 against Columbia, 10 against Fordham and 12 versus Wofford • Scored all 12 of his points in the first half in win over Providence, netting three three-pointers in a span of 1:30 • Earned first start in a BIG EAST game against Marquette and second overall in his career • Netted double figures for the sixth time in his career with 13-point effort against Villanova • Dished off a career-high eight assists and did not turn the ball over in 34 minutes of action • Dished off four assists against Seton Hall.

Opp.	Min.	Total			Rebounds			PF	A	TO	BLK	Stl.	Pts.	
		FG-FGA	Pct.	3FG-FGA	Pct.	FT-FTA	Pct.							Off.
Lafayette	15	1-6	.167	1-3	.333	4-4	1.000	2	0	2	1	0	0	7
Hofstra	17	2-3	.667	1-2	.500	0-0	.000	0	0	0	0	3	1	5
NC State	14	1-3	.333	0-0	.000	0-0	.000	0	0	0	3	1	2	2
Michigan	9	1-1	1.000	2-2	1.000	2-2	1.000	0	0	0	2	0	1	4
Alabama	14	2-2	1.000	2-2	1.000	0-0	.000	0	0	0	2	1	1	6
Fla. Int.	18	1-4	.250	0-3	.000	2-2	1.000	0	2	2	1	2	0	4
IPFW (S)	37	1-7	.143	1-6	.167	3-4	.750	1	2	3	1	4	3	6
Niagara	31	6-8	.750	4-6	.667	0-0	.000	0	3	3	0	5	1	16
Columbia	27	5-8	.625	3-6	.500	1-1	1.000	0	1	1	1	1	3	14
Fordham	23	2-4	.500	2-4	.500	4-4	1.000	0	1	1	1	4	2	10
Wofford	26	4-4	1.000	3-3	1.000	1-2	.500	0	1	1	1	3	2	12
Pittsburgh	18	1-2	.500	1-2	.500	0-0	.000	1	0	1	5	1	3	3
DePaul	8	0-2	.000	0-2	.000	0-0	.000	1	0	1	1	1	3	0
Syracuse	20	1-3	.333	1-2	.500	0-0	.000	1	2	3	0	3	2	3
Providence	30	4-6	.667	3-3	1.000	1-1	1.000	0	2	2	0	4	1	12
Marquette (S)	36	3-7	.429	1-5	.200	1-1	1.000	1	3	4	2	4	2	8
Georgetown (S)	21	1-6	.167	0-3	.000	0-0	.000	1	1	2	0	1	1	2
Villanova	22	3-7	.429	3-5	.600	4-4	1.000	0	3	3	2	0	1	13
W. Va.	27	1-2	.500	1-2	.500	0-0	.000	0	1	1	0	3	3	3
Louisville (S)	33	2-7	.286	2-6	.333	2-2	1.000	1	2	3	3	4	0	8
Rutgers (S)	34	2-6	.333	2-6	.333	0-0	.000	0	2	2	1	8	0	8
South Fla. (S)	26	1-4	.250	1-3	.333	3-4	.750	0	1	1	0	2	3	6
Seton Hall (S)	15	0-0	.000	0-0	.000	0-0	.000	0	2	2	2	4	2	0
Connecticut (S)	10	1-2	.500	0-1	.000	0-0	.000	0	1	1	1	2	0	2

McAlarney's Career Statistics

YEAR	G-S	MIN/AVG	3-Point			Rebounds			AST.	STL	BLK	PF-D	PTS/AVG				
			FG-FGA	PCT.	PCT.	O	D	TOT						AVG.			
2005-06	24-8	532/22.2	46-104	.442	32-75	.427	28-31	.903	9	30	39	1.6	61	12	1	30-1	152/6.3
BIG EAST	13-7	300/23.1	20-54	.370	15-40	.375	11-12	.917	6	20	26	2.0	37	5	0	17-1	66/5.1
TOTALS	24-8	532/22.2	46-104	.442	32-75	.427	28-31	.903	9	30	39	1.6	61	12	1	30-1	152/6.3
BIG EAST	13-7	300/23.1	20-54	.370	15-40	.375	11-12	.917	6	20	26	2.0	37	5	0	17-1	66/5.1



Luke Zeller

Forward/Center • Freshman • 6-11 • 240 • Washington, IN
(Washington)

40

Joins Chris Thomas (2001-05) as the the second Indiana Mr. Basketball to attend Notre Dame • One of two McDonald's All-Americans on the Irish roster • Pulled down nine rebounds to pace the Irish versus Hofstra • Scored eight points and grabbed six rebounds against Michigan • Made his first career start against Alabama and has earned eight total starts this year • Scored seven points and grabbed four rebounds versus Florida International • Tallied seven rebounds, all in the second half, against Niagara • Scored a career-high 11 points and tied his career best with nine rebounds in the Fordham games • Hit a career-high three three-pointers on five attempts versus Wofford and finished with nine points • Tied a career-high with 11 points against Pittsburgh in a career-best 38 minutes • Chipped in seven rebounds in 20 minutes at DePaul • Matched career-high with nine rebounds against Syracuse • Rebounded from three straight scoreless outings by netting eight points in 27 minutes against Villanova • scored five points and grabbed two rebounds against Connecticut.

Total Opp.	Min.	FG-FGA		3FG-FGA		Rebounds FT-FTA		Pct.	Off.	Def.	Total	PF	A	TO	BLK	Stl.	Pts.
		Pct.	Pct.	Pct.	Pct.												
Lafayette	11	0-0	.000	0-0	.000	0-0	.000	0	3	3	5	0	4	1	1	0	
Hofstra	23	2-6	.333	1-3	.333	1-2	.500	1	8	9	0	2	1	1	0	6	
NC State	20	1-3	.333	1-2	.500	0-0	.000	0	4	4	1	2	2	0	0	3	
Michigan	23	3-9	.333	2-6	.333	0-3	.000	3	3	6	3	2	1	0	0	8	
Alabama (S)	16	0-2	.000	0-1	.000	0-0	.000	1	0	1	2	1	1	0	0	0	
Fla. Int. (S)	24	1-4	.250	1-3	.333	4-4	1.000	0	4	4	1	3	0	1	0	7	
IPFW (S)	14	2-3	.667	1-2	.500	0-0	.000	0	2	2	1	2	1	0	0	5	
Niagara (S)	14	2-3	.667	0-1	.000	0-0	.000	2	5	7	0	1	2	1	0	4	
Columbia	15	1-2	.500	1-2	.500	0-2	.000	3	2	5	4	1	3	0	0	3	
Fordham (S)	22	4-8	.500	2-4	.500	1-2	.500	1	8	9	0	0	2	0	1	11	
Wofford (S)	18	3-6	.600	3-5	.600	0-0	.000	0	3	3	1	1	0	0	0	9	
Pittsburgh (S)	38	4-12	.333	3-10	.300	0-0	.000	0	5	5	3	3	1	1	0	11	
DePaul (S)	20	0-1	.000	0-1	.000	1-2	.500	2	5	7	3	2	0	0	1	1	
Syracuse	22	2-8	.250	2-4	.500	0-0	.000	4	5	9	1	2	1	2	0	6	
Providence	14	0-2	.000	0-1	.000	0-0	.000	0	0	0	2	3	1	0	0	0	
Marquette	4	0-1	.000	0-1	.000	0-0	.000	0	1	1	2	0	0	0	0	0	
Georgetown	8	0-1	.000	0-1	.000	0-0	.000	0	1	1	1	1	1	0	0	0	
Villanova	27	3-7	.429	1-5	.200	1-2	.500	1	1	2	4	0	1	0	0	8	
W. Va. (S)	5	0-0	.000	0-0	.000	0-0	.000	0	0	0	0	0	1	0	0	0	
Louisville	10	1-3	.333	1-3	.333	0-0	.000	2	1	3	2	1	0	0	0	3	
Rutgers	5	1-1	1.000	0-0	.000	0-0	.000	0	1	1	1	0	0	0	0	2	
South Fla.	1	0-0	.000	0-0	.000	0-0	.000	0	0	0	0	0	0	0	0	0	
Seton Hall	3	0-1	.000	0-1	.000	0-0	.000	0	0	0	0	1	0	0	0	0	
Connecticut	6	2-4	.500	1-3	.333	0-0	.000	2	0	2	1	0	0	0	0	5	

Zeller's Career Statistics

YEAR	G-S	MIN/AVG	FG-FGA		3-Point		FT-FTA	PCT.	O	Rebounds			AST.	STL	BLK	PF-D	PTS/AVG
			PCT.	PCT.	D	TOT				AVG.							
2005-06	24-9	363/15.1	32-86	.372	20-59	.339	8-17	.471	22	62	84	3.5	28	3	7	38-1	92/3.8
BIG EAST	13-3	163/12.5	13-41	.317	8-30	.267	2-4	.500	11	20	31	2.4	13	1	3	20-0	36/2.8
TOTALS	24-9	363/15.1	32-86	.372	20-59	.339	8-17	.471	22	62	84	3.5	28	3	7	38-1	92/3.8
BIG EAST	13-3	163/12.5	13-41	.317	8-30	.267	2-4	.500	11	20	31	2.4	13	1	3	20-0	36/2.8



Chris Murphy

Forward • Senior • 6-7 • 216 • Downer's Grove, IL
(Benet Academy)

24

Second year walk-on to Irish program • Has played in seven games • Had a rebound in the Hofstra, Florida International and Fordham contests • Nailed a three-point field goal against Fordham for his first points in an Irish uniform • Played in first BIG EAST game versus Providence.

Opp.	Min.	Total				FT-FTA	Pct.	Off.	Def.	Rebounds						Pts.
		FG-FGA	Pct.	3FG-FGA	Pct.					Total	PF	A	TO	BLK	Stl.	
Lafayette	1	0-0	.000	0-0	.000	0-0	.000	0	0	0	0	0	0	0	0	0
Hofstra	1	0-0	.000	0-0	.000	0-0	.000	0	1	1	0	0	0	0	0	0
NC State	DNP															
Michigan	DNP															
Alabama	DNP															
Fla. Int.	2	0-1	.000	0-1	.000	0-0	.000	0	1	1	0	0	0	0	1	0
IPFW	DNP															
Niagara	1	0-0	.000	0-0	.000	0-0	.000	0	0	0	0	0	0	0	0	0
Columbia	DNP															
Fordham	2	1-1	1.000	1-1	1.000	0-0	.000	0	1	1	0	0	1	0	0	2
Wofford	DNP															
Pittsburgh	DNP															
DePaul	DNP															
Syracuse	DNP															
Providence	1	0-0	.000	0-0	.000	0-0	.000	0	0	0	1	0	0	0	0	0
Marquette	DNP															
Georgetown	DNP															
Villanova	DNP															
W. Va.	DNP															
Louisville	DNP															
Rutgers	2	0-0	.000	0-0	.000	0-2	.00	0	0	0	0	0	0	0	0	0
South Fla.	DNP															
Seton Hall	DNP															
Connecticut	DNP															

Murphy's Career Statistics

YEAR	G-S	MIN/AVG	3-Point				FT-FTA	PCT.	O	Rebounds				STL	BLK	PF-D	PTS/AVG
			FG-FGA	PCT.	FG-FGA	PCT.				D	TOT	AVG.	AST.				
2004-05	2-0	2/1.0	0-0	.000	0-0	.000	0-0	.000	0	0	0	0.0	0	0	0	1-0	0/0.0
BIG EAST	1-0	1/1.0	0-0	.000	0-0	.000	0-0	.000	0	0	0	0.0	0	0	0-0	0/0.0	
2005-06	7-0	9/1.3	1-2	.500	1-2	.500	0-2	.000	0	3	3	0.4	0	1	0	1-0	3/0.4
BIG EAST	2-0	3/1.5	0-0	.000	0-0	.000	0-2	.000	0	0	0	0.0	0	0	0	1-0	0/0.0
TOTALS	9-0	11/1.2	1-2	.500	1-2	.500	0-2	.000	0	3	3	0.3	0	1	0	2-0	3/0.3
BIG EAST	3-0	4/1.3	0-0	.000	0-0	.000	0-2	.000	0	0	0	0.0	0	0	0	1-0	0/0.0



Kieran Piller

Guard • Junior • 6-2 • 190 • Endicott, NY
(Union-Endicott)

35

First-year walk-on to Irish program • Has played in three games • Sank two free throws against Fordham for his first points in an Irish uniform.

Opp.	Min.	Total		3FG-FGA	Pct.	FT-FTA	Pct.	Off.	Def.	Rebounds				BLK	Stl.	Pts.
		FG-FGA	Pct.							Total	PF	A	TO			
Lafayette	DNP															
Hofstra	DNP															
NC State	DNP															
Michigan	DNP															
Alabama	DNP															
Fla. Int.	1	0-0	.000	0-0	.000	0-0	.000	0	0	0	0	0	0	0	0	0
IPFW	DNP															
Niagara	DNP															
Columbia	DNP															
Fordham	2	0-0	.000	0-0	.000	2-2	1.000	0	0	0	0	0	0	0	0	2
Wofford	DNP															
Pittsburgh	DNP															
DePaul	DNP															
Syracuse	DNP															
Providence	1	0-0	.000	0-0	.000	0-0	.000	0	0	0	0	0	1	0	0	0
Marquette	DNP															
Georgetown	DNP															
Villanova	DNP															
W. Va.	DNP															
Louisville	DNP															
Rutgers	DNP															
South Fla.	DNP															
Seton Hall	DNP															
Conneticut	DNP															

Piller's Career Statistics

YEAR	G-S	MIN/AVG	FG-FGA		3-Point		FT-FTA		PCT.	Rebounds			AST.	STL	BLK	PF-D	PTS/AVG
			PCT.	PCT.	FG-FGA	PCT.	O	D		TOT	AVG.						
2005-06	3-0	4/1.3	0-0	.000	0-0	.000	2-2	1.000	0	0	0	0.0	0	0	0	0-0	2/0.7
BIG EAST	1-0	1/1.0	0-0	.000	0-0	.000	0-0	.000	0	0	0	0.0	0	0	0	0-0	0/0.0
TOTALS	3-0	4/1.3	0-0	.000	0-0	.000	2-2	1.000	0	0	0	0.0	0	0	0	0-0	2/0.7
BIG EAST	1-0	1/1.0	0-0	.000	0-0	.000	0-0	.000	0	0	0	0.0	0	0	0	0-0	0/0.0

Career/Season Highs

Ryan Ayers

Points:

Career: 3 vs. Florida International (12-10-05) and Rutgers (2-8-06)

Field Goals:

Career: 1 on three occasions

Field Goals Attempted:

Career: 6 vs. Niagara (12-21-05)

Field-Goal Percentage:

Career: .333 vs. Lafayette (11-20-05)

Three-Point Field Goals:

Career: 1 vs. Florida International (12-10-05) and Rutgers (2-8-06)

Three-Point Field Goals Attempted:

Career: 4 vs. Niagara (12-21-05)

Three-Point Field Goal Percentage:

Career: 1.000 vs. Rutgers (2-8-06)

Free Throws:

Career: 2 vs. Fordham (12-28-05)

Free Throws Attempted:

Career: 2 vs. Fordham (12-28-05)

Free-Throw Percentage:

Career: 1.000 vs. Fordham (12-28-05)

Rebounds:

Career: 3 vs. Florida International (12-10-05)

Assists:

Career: 1 on three occasions

Blocked Shots:

Career: —

Steals:

Career: 2 vs. Marquette (1-20-06)

Minutes:

Career: 14 vs. Florida International (12-10-05)

Russell Carter

Points:

Career: 24 vs. Louisville (2-4-06)

Season: 24 vs. Louisville (2-4-06)

Field Goals:

Career: 8 vs. Louisville (2-4-06)

Season: 8 vs. Louisville (2-4-06)

Field Goals Attempted:

Career: 12 vs. Pittsburgh (1-4-06)

Season: 12 vs. Pittsburgh (1-4-06)

Field-Goal Percentage:

Career: 1.000 on five occasions

Season: .727 vs. Louisville (2-4-06)

Three-Point Field Goals:

Career: 4 vs. Louisville (2-4-06) and Rutgers (2-8-06)

Season: 4 vs. Louisville (2-4-06) and Rutgers (2-8-06)

Three-Point Field Goals Attempted:

Career: 6 vs. Louisville (2-4-06)

Season: 6 vs. Louisville (2-4-06)

Three-Point Field Goal Percentage:

Career: 1.000 on eight occasions

Season: 1.000 on two occasions

Free Throws:

Career: 8 vs. Villanova (1-28-06)

Season: 8 vs. Villanova (1-28-06)

Free Throws Attempted:

Career: 10 vs. Pittsburgh (1-4-06)

Season: 10 vs. Pittsburgh (1-4-06)

Free-Throw Percentage:

Career: 1.000 on six occasions

Season: 1.000 on four occasions

Rebounds:

Career: 14 vs. IPFW (12-18-05)

Season: 14 vs. IPFW (12-18-05)

Assists:

Career: 4 vs. Michigan (12-3-05) and Seton Hall (2-18-06)

Season: 4 vs. Michigan (12-3-05) and Seton Hall (2-18-06)

Blocked Shots:

Career: 1 on eight occasions

Season: 1 on six occasions

Steals:

Career: 6 vs. IPFW (12-18-05)

Season: 6 vs. IPFW (12-18-05)

Minutes:

Career: 41 vs. Pittsburgh (1-4-06)

Season: 41 vs. Pittsburgh (1-4-06)

Rick Cornett

Points:

Career: 16 vs. Purdue (3-17-04)

Season: 14 vs. Rutgers (2-8-06)

Field Goals:

Career: 6 vs. Connecticut (2-21-06)

Season: 6 vs. Connecticut (2-21-06)

Field Goals Attempted:

Career: 13 vs. Connecticut (2-21-06)

Season: 13 vs. Connecticut (2-21-06)

Field-Goal Percentage:

Career: 1.000 on eight occasions

Season: 1.000 on two occasions

Three-Point Field Goals:

Career: —

Season: —

Three-Point Field Goals Attempted:

Career: —

Season: —

Three-Point Field Goal Percentage:

Career: —

Season: —

Free Throws:

Career: 8 vs. Purdue (3-17-04)

Season: 4 on three occasions

Free Throws Attempted:

Career: 9 vs. Providence (2-19-05)

Season: 6 vs. Lafayette (11-20-05)

Free-Throw Percentage:

Career: 1.000 on 12 occasions

Season: 1.000 (4-4) vs. Rutgers (2-7-05)

Rebounds:

Career: 14 vs. Providence (2-15-05)

Season: 9 vs. Alabama (12-7-05)

Assists:

Career: 2 on four occasions

Season: 1 vs. Fordham (12-28-05) and Pittsburgh (1-4-06)

Blocked Shots:

Career: 3 vs. Seton Hall (2-18-06)

Season: 3 vs. Seton Hall (2-18-06)

Steals:

Career: 2 on six occasions

Season: 2 vs. Niagara (12-21-05) and Fordham (12-28-05)

Minutes:

Career: 27 vs. Providence (2-19-05) and Connecticut (2-21-06)

Season: 27 vs. Connecticut (2-21-06)

Colin Falls

Points:

Career: 32 vs. Seton Hall (2-18-06)

Season: 32 vs. Seton Hall (2-18-06)

Field Goals:

Career: 10 vs. Seton Hall (2-18-06)

Season: 10 vs. Seton Hall (2-18-06)

Field Goals Attempted:

Career: 19 vs. Connecticut (2-21-06)

Season: 19 vs. Connecticut (2-21-06)

Field-Goal Percentage:

Career: 1.000 on four occasions

Season: .667 vs. Providence (1-14-06)

Three-Point Field Goals:

Career: 8 vs. Pittsburgh (3-5-05) and Seton Hall (2-18-06)

Season: 8 vs. Seton Hall (2-18-06)

Three-Point Field Goals Attempted:

Career: 15 vs. Seton Hall (2-18-06)

Season: 15 vs. Seton Hall (2-18-06)

Three-Point Field Goal Percentage:

Career: 1.000 on three occasions

Season: .600 vs. Syracuse (1-11-06)

Free Throws:

Career: 10 vs. Seton Hall (1-5-05)

Season: 7 vs. South Florida (2-15-06)

Free Throws Attempted:

Career: 11 vs. Seton Hall (1-5-05)

Season: 8 vs. South Florida (2-15-06)

Free-Throw Percentage:

Career: 1.000 on 21 occasions

Season: 1.000 on seven occasions

Rebounds:

Career: 5 on five occasions

Season: 5 vs. Pittsburgh (1-4-06) and West Virginia (2-1-06)

Assists:

Career: 10 vs. Syracuse (1-11-06)

Season: 10 vs. Syracuse (1-11-06)

Blocked Shots:

Career: 2 vs. DePaul (1-7-06)

Season: 2 vs. DePaul (1-7-06)

Steals:

Career: 3 on three occasions

Season: 2 vs. Florida International (12-30-05)

Minutes:

Career: 47 vs. Georgetown (1-24-06)

Season: 47 vs. Georgetown (1-24-06)

Torin Francis

Points:

Career: 25 vs. Arizona (3-27-03)

Season: 24 vs. IPFW (12-18-05)

Field Goals:

Career: 10 vs. Arizona (3-27-03) and IPFW (12-18-05)

Season: 10 vs. IPFW (12-18-05)

Field Goals Attempted:

Career: 16 vs. Michigan (12-3-05)

Season: 16 vs. Michigan (12-3-05)

Field-Goal Percentage:

Career: 1.000 on four occasions

Season: .857 vs. Niagara (12-21-05)

Three-Point Field Goals:

Career: 1 vs. Arizona (3-27-03)

Season: —

Three-Point Field Goals Attempted:

Career: 1 vs. Arizona (3-27-03)

Season: —

Three-Point Field Goal Percentage:

Career: 1.000 (1-1) vs. Arizona (3-27-03)

Season: —

Free Throws:

Career: 11 on two occasions

Season: 6 vs. Michigan (12-3-05) and Florida International (12-10-05)

Free Throws Attempted:

Career: 17 vs. Syracuse (2-15-03)

Season: 11 vs. Florida International (12-10-05) and Columbia (12-23-05)

Free-Throw Percentage:

Career: 1.000 on 13 occasions

Season: 1.000 on six occasions

Rebounds:

Career: 20 vs. Bucknell (11-2-03)

Season: 14 vs. Lafayette (11-20-05)

Assists:

Career: 4 on four occasions

Season: 4 on three occasions

Blocked Shots:

Career: 8 vs. Texas (12-8-02)

Season: 4 vs. Columbia (12-23-05)

Career/Season Highs

Steals:

Career: 3 vs. Seton Hall (1-12-03)
Season: 2 vs. Florida International (12-10-05)

Minutes:

Career: 40 on two occasions
Season: 37 vs. Michigan (12-3-05) and IPFW (12-18-05)

Zach Hillesland

Points:

Career: 4 vs. Niagara (12-21-05)

Field Goals:

Career: 2 vs. Niagara (12-21-05)

Field Goals Attempted:

Career: 2 vs. Florida International (12-10-05) and Niagara (12-21-05)

Field-Goal Percentage:

Career: 1.000 vs. Niagara (12-21-05) and Rutgers (2-8-06)

Three-Point Field Goals:

Career: —

Three-Point Field Goals Attempted:

Career: —

Three-Point Field Goal Percentage:

Career: —

Free Throws:

Career: 2 vs. Fordham (12-28-05)

Free Throws Attempted:

Career: 2 vs. Fordham (12-28-05)

Free-Throw Percentage:

Career: 1.000 vs. Fordham (12-28-05)

Rebounds:

Career: 1 on three occasions

Assists:

Career: 1 on three occasions

Blocked Shots:

Career: —

Steals:

Career: —

Minutes:

Career: 10 vs. Florida International (12-10-05)

Rob Kurz

Points:

Career: 18 vs. Lafayette (11-20-05)

Season: 18 vs. Lafayette (11-20-05)

Field Goals:

Career: 8 vs. Lafayette (11-20-05)

Season: 8 vs. Lafayette (11-20-05)

Field Goals Attempted:

Career: 12 vs. Syracuse (1-11-06)

Season: 12 vs. Syracuse (1-11-06)

Field-Goal Percentage:

Career: 1.000 vs. IPFW (11-23-04) and Pittsburgh (1-4-06)

Season: 1.000 vs. Pittsburgh (1-4-06)

Three-Point Field Goals:

Career: 2 vs. Connecticut (2-21-06)

Season: 2 vs. Connecticut (2-21-06)

Three-Point Field Goals Attempted:

Career: 3 vs. Florida International (12-10-05)

Season: 3 vs. Florida International (12-10-05)

Three-Point Field Goal Percentage:

Career: 1.000 on three occasions

Season: 1.000 vs. Lafayette (11-20-05) and DePaul (1-7-06)

Free Throws:

Career: 9 vs. Seton Hall (2-18-06)

Season: 9 vs. Seton Hall (2-18-06)

Free Throws Attempted:

Career: 11 vs. Holy Cross (3-15-05)

Season: 10 vs. Seton Hall (2-18-06)

Free-Throw Percentage:

Career: 1.000 on seven occasions

Season: 1.000 on six occasions

Rebounds:

Career: 11 vs. South Florida (2-15-06)

Season: 11 vs. South Florida (2-15-06)

Assists:

Career: 3 vs. Fordham (12-28-05)

Season: 3 vs. Fordham (12-28-05)

Blocked Shots:

Career: 5 vs. Wofford (12-30-05)

Season: 5 vs. Wofford (12-30-05)

Steals:

Career: 2 vs. Columbia (12-23-05) and DePaul (1-7-06)

Season: 2 vs. Columbia (12-23-05) and DePaul (1-7-06)

Minutes:

Career: 43 vs. Georgetown (1-24-06)

Season: 43 vs. Georgetown (1-24-06)

Kyle McAlarney

Points:

Career: 16 vs. Niagara (12-21-05)

Field Goals:

Career: 6 vs. Niagara (12-21-05)

Field Goals Attempted:

Career: 8 vs. Niagara (12-21-05) and Columbia (12-23-05)

Field-Goal Percentage:

Career: 1.000 on three occasions

Three-Point Field Goals:

Career: 4 vs. Niagara (12-21-05) and Wofford (12-30-05)

Three-Point Field Goals Attempted:

Career: 7 vs. Marquette (1-20-06)

Three-Point Field Goal Percentage:

Career: 1.000 on three occasions

Free Throws:

Career: 4 vs. Lafayette (11-20-05) and Fordham (12-28-05)

Free Throws Attempted:

Career: 4 on three occasions

Free-Throw Percentage:

Career: 1.000 on eight occasions

Rebounds:

Career: 4 vs. Marquette (1-20-06)

Assists:

Career: 8 vs. Rutgers (2-6-08)

Blocked Shots:

Career: 1 vs. IPFW (12-18-05)

Steals:

Career: 2 on four occasions

Minutes:

Career: 37 vs. IPFW (12-18-05)

Chris Quinn

Points:

Career: 37 vs. Pittsburgh (1-4-06)

Season: 37 vs. Pittsburgh (1-4-06)

Field Goals:

Career: 13 vs. Pittsburgh (1-4-06)

Season: 13 vs. Pittsburgh (1-4-06)

Field Goals Attempted:

Career: 23 vs. Pittsburgh (1-4-06)

Season: 23 vs. Pittsburgh (1-4-06)

Field-Goal Percentage:

Career: 1.000 on two occasions

Season: .785 vs. Providence (1-16-06)

Three-Point Field Goals:

Career: 6 on three occasions

Season: 6 vs. Pittsburgh (1-4-06) and West Virginia (2-1-06)

Three-Point Field Goals Attempted:

Career: 10 vs. Syracuse (1-17-04) and West Virginia (2-1-06)

Season: 10 vs. West Virginia (2-1-06)

Three-Point Field Goal Percentage:

Career: 1.000 on eight occasions

Season: 1.000 vs. Niagara (12-21-05)

Free Throws:

Career: 14 vs. Seton Hall (2-18-06)

Season: 14 vs. Seton Hall (2-18-06)

Free Throws Attempted:

Career: 14 vs. Seton Hall (2-18-06)

Season: 14 vs. Seton Hall (2-18-06)

Free-Throw Percentage:

Career: 1.000 on 35 occasions

Season: 1.000 on 10 occasions

Rebounds:

Career: 9 vs. Fordham (12-28-05) and Villanova (1-28-06)

Season: 9 vs. Fordham (12-28-05) and Villanova (1-28-06)

Assists:

Career: 10 vs. Georgetown (1-24-06)

Season: 10 vs. Georgetown (1-24-06)

Blocked Shots:

Career: 2 vs. Villanova (1-28-06)

Season: 2 vs. Villanova (1-28-06)

Steals:

Career: 6 on two occasions

Season: 5 vs. Lafayette (11-20-05)

Minutes:

Career: 50 vs. Georgetown (1-24-06)

Season: 50 vs. Georgetown (1-24-06)

Luke Zeller

Points:

Career: 11 vs. Fordham (12-28-05) and Pittsburgh (1-4-06)

Field Goals:

Career: 4 vs. Fordham (12-28-05) and Pittsburgh (1-4-06)

Field Goals Attempted:

Career: 12 vs. Pittsburgh (1-4-06)

Field-Goal Percentage:

Career: 1.000 vs. Rutgers (2-6-08)

Three-Point Field Goals:

Career: 3 vs. Wofford (12-30-05) and Pittsburgh (1-4-06)

Three-Point Field Goals Attempted:

Career: 10 vs. Pittsburgh (1-4-06)

Three-Point Field Goal Percentage:

Career: .600 vs. Wofford (12-30-05)

Free Throws:

Career: 4 vs. Florida International (12-10-05)

Free Throws Attempted:

Career: 4 vs. Florida International (12-10-05)

Free-Throw Percentage:

Career: 1.000 vs. Florida International (12-10-05)

Rebounds:

Career: 9 on three occasions

Assists:

Career: 3 on three occasions

Blocked Shots:

Career: 2 vs. Syracuse (1-11-06)

Steals:

Career: 1 on four occasions

Minutes:

Career: 38 vs. Pittsburgh (1-4-06)

2005-06 Game-By-Game Statistics

Opponent	Overall		3-Point		FT-A	Pct.	O-D-Tot.	PF	A	TO	B	S	Pts
	FG-A	Pct.	FG-A	Pct.									
Lafayette	24-61	.393	7-21	.333	11-14	.786	10-19-29	23	18	13	3	7	66
Notre Dame	27-56	.482	9-21	.429	21-29	.724	14-29-43	15	15	14	3	10	84
Hofstra	21-67	.313	7-26	.269	1-6	.167	16-24-40	15	9	11	4	9	50
Notre Dame	24-52	.462	10-22	.455	11-16	.688	7-32-39	10	16	12	4	6	69
North Carolina St.	19-43	.442	8-16	.500	15-18	.833	5-22-27	16	13	12	6	10	61
Notre Dame	19-51	.373	3-18	.167	7-13	.538	16-22-38	18	11	15	3	15	48
Michigan	27-58	.466	7-17	.412	10-11	.909	9-24-33	17	17	13	4	8	71
Notre Dame	24-58	.414	6-20	.300	13-18	.722	13-22-35	16	11	14	7	5	67
Alabama	27-62	.435	6-20	.300	11-21	.524	19-17-36	15	10	14	11	9	78
Notre Dame	26-57	.456	11-23	.478	15-19	.789	17-22-39	18	7	18	3	5	71
Florida International	18-55	.327	2-11	.182	9-17	.529	11-27-38	24	10	15	4	2	47
Notre Dame	24-58	.414	6-22	.273	27-33	.818	10-31-41	16	17	7	6	10	81
IPFW	22-59	.373	8-23	.348	11-14	.786	9-20-29	17	9	11	1	4	63
Notre Dame	21-51	.412	6-17	.353	17-19	.895	9-31-40	18	14	13	5	10	65
Niagara	21-67	.313	7-33	.212	10-13	.769	15-20-35	12	14	14	2	13	59
Notre Dame	32-58	.552	12-26	.462	4-6	.667	7-33-40	13	23	20	6	9	80
Columbia	30-63	.476	2-13	.154	6-10	.600	12-27-39	31	15	14	2	3	68
Notre Dame	19-50	.380	9-26	.346	28-45	.622	13-24-37	16	12	9	5	5	75
Fordham	19-67	.284	5-20	.250	6-10	.600	18-13-31	17	13	11	2	8	49
Notre Dame	29-53	.547	9-21	.429	18-22	.818	11-32-43	9	25	11	3	6	85
Wofford	27-58	.466	7-14	.500	10-14	.714	8-18-26	18	14	6	2	6	71
Notre Dame	24-50	.480	9-21	.429	17-21	.810	11-26-37	15	17	12	6	4	74
Pittsburgh	32-65	.492	6-15	.400	30-46	.652	13-38-51	22	30	15	6	4	100
Notre Dame	34-83	.410	14-36	.389	15-23	.652	15-28-43	32	19	10	2	5	97
DePaul	29-59	.492	7-16	.438	8-16	.500	11-24-35	15	19	8	2	6	73
Notre Dame	24-56	.429	9-27	.333	10-15	.667	11-25-36	15	16	13	3	5	67
Syracuse	29-70	.414	12-31	.387	18-27	.667	17-27-44	15	13	5	8	8	88
Notre Dame	24-67	.434	12-25	.433	12-18	.667	15-30-45	17	24	12	3	2	82
Providence	29-61	.475	6-18	.333	13-21	.619	12-16-28	18	11	6	3	4	77
Notre Dame	29-51	.569	13-21	.619	21-26	.808	9-23-32	19	16	9	3	3	92
Marquette	27-55	.519	8-20	.400	5-9	.556	8-25-33	15	17	14	10	7	67
Notre Dame	22-55	.400	9-28	.321	12-13	.922	9-18-27	12	13	11	1	9	65
Georgetown	28-64	.438	9-23	.391	20-26	.769	18-27-45	21	20	12	3	5	85
Notre Dame	28-70	.400	11-34	.324	15-24	.625	21-21-42	19	19	12	3	4	82
Villanova	24-60	.400	11-24	.459	13-16	.813	11-25-36	20	12	7	3	7	72
Notre Dame	21-49	.429	8-20	.400	20-30	.667	11-27-38	18	15	13	3	4	70
West Virginia	27-61	.443	12-30	.400	5-5	1.000	3-19-22	11	16	7	5	8	71
Notre Dame	27-56	.482	14-26	.538	2-2	1.000	15-26-41	8	14	15	2	5	70
Louisville	27-64	.422	13-28	.422	22-31	.710	15-27-42	20	15	7	5	2	89
Notre Dame	27-64	.422	17-34	.500	15-18	.833	11-26-37	24	13	8	2	4	86
Rutgers	23-57	.404	3-17	.176	14-15	.933	9-20-29	23	14	9	2	2	63
Notre Dame	33-56	.589	10-21	.476	14-27	.519	11-26-37	16	22	8	1	5	90
South Florida	23-56	.411	1-6	.167	8-10	.800	12-21-33	22	11	15	5	8	55
Notre Dame	19-50	.380	4-20	.200	20-29	.690	13-23-36	10	11	12	4	8	62
Seton Hall	31-63	.492	10-23	.435	19-27	.704	11-20-31	29	13	7	1	5	102
Notre Dame	27-52	.519	12-23	.536	33-38	.868	9-27-36	19	18	10	4	2	91
Connecticut	28-74	.378	6-19	.316	13-20	.650	21-35-56	10	18	7	19	3	75
Notre Dame	31-82	.378	10-28	.357	2-7	.286	18-28-46	16	13	4	2	4	74

2005-06 Box Scores

Notre Dame 84, Lafayette 66
November 20, 2005
Joyce Center — Notre Dame, IN

Game 1

	3-pt														
Lafayette	FG-A	FG-A	FT-A	REB	PF	TP	A	TO	BK	ST	MIN				
Andei Capusan	1-8	0-0	1-2	2-2-4	0	3	1	1	0	1	23				
Ted Detmer	5-8	1-1	2-2	1-0-1	4	13	3	1	0	3	23				
Pat Betley	2-4	1-2	0-2	0-1-1	1	5	2	0	0	0	22				
Bilal Abdullah	4-9	0-3	6-6	0-2-2	2	14	1	2	1	1	32				
Matt Betley	3-7	1-3	0-0	1-6-7	2	7	1	2	0	0	19				
Paul Cummins	2-7	2-4	0-0	1-2-3	4	6	1	1	0	1	15				
Everest Schmidt	4-8	0-0	2-2	2-1-3	4	10	3	2	2	0	29				
Andrew Brown	3-9	2-8	0-0	0-3-3	4	8	5	4	0	1	34				
Kerry Kenny	0-0	0-0	0-0	0-0-0	1	0	1	0	0	0	1				
Dave Smith	0-0	0-0	0-0	0-0-0	0	0	0	0	0	0	1				
Tom Leszczynski	0-1	0-0	0-0	0-0-0	1	0	0	0	0	0	1				
Team				3-2-5											

TOTALS 24-61 7-21 11-14 10-19-29 23 66 18 13 3 7 200
 FG%: 1st Half 9-33, .273; 2nd Half 15-28, .536; Game .393; 3-PT%: 1st Half 3-12, .250; 2nd Half 4-9, .444; Game .333; FT%: 1st Half 5-6, .833; 2nd Half 6-8, .750; Game .786; Deadball: 1.

	3-pt														
Notre Dame	FG-A	FG-A	FT-A	REB	PF	TP	A	TO	BK	ST	MIN				
Rob Kurz	8-10	1-1	1-1	7-1-8	4	18	1	2	0	0	25				
Torin Francis	2-5	0-0	4-4	2-12-14	1	8	1	1	0	1	29				
Chris Quinn	5-10	1-2	4-6	0-3-3	1	15	9	4	0	5	37				
Colin Falls	5-13	5-10	0-2	0-0-0	1	15	3	1	0	1	29				
Russell Carter	2-5	1-3	4-6	1-1-2	2	9	1	0	0	2	25				
Rick Cornett	3-3	0-0	4-6	0-3-3	0	10	0	0	2	0	13				
Kyle McAlarney	1-6	1-3	4-4	2-0-2	1	7	0	0	0	0	15				
Chris Murphy	0-0	0-0	0-0	0-0-0	0	0	0	0	0	0	1				
Zach Hillesland	0-1	0-0	0-0	0-0-0	0	0	0	0	0	0	3				
Luke Zeller	0-0	0-0	0-0	0-3-3	5	0	0	4	1	1	11				
Ryan Ayres	1-3	0-2	0-0	1-1-2	0	2	0	2	0	0	12				
Team				1-5-6											

TOTALS 27-56 9-21 21-29 14-29-43 15 84 15 14 3 10 200
 FG%: 1st Half 15-30, .500; 2nd Half 12-26, .462; Game .482; 3-PT%: 1st Half 6-12, .500; 2nd Half 3-9, .333; Game .429; FT%: 1st Half 3-7, .429; 2nd Half 18-22, .818; Game .724; Deadball: 4.

SCORE BY PERIODS

	1	2	F
Lafayette	26	40	66
Notre Dame	39	45	84

OFFICIALS: Tim Higgins, Jim Burr, Brian O'Connell

TECHNICALS: None

ATTENDANCE: 10,023

Notes: Notre Dame is now 83-18 all-time in season openers ... The Irish have won all six of its season openers under head coach Mike Brey ... Rob Kurz' 18 points and eight rebounds were both career-highs as he earned his first career start ... Chris Quinn's nine assists also marked a personal best.

North Carolina State 61, Notre Dame 48

November 26, 2005
Conseco Fieldhouse — Indianapolis, IN
John R. Wooden Tradition

Game 3

	3-pt														
North Carolina St.	FG-A	FG-A	FT-A	REB	PF	TP	A	TO	BK	ST	MIN				
Ilian Evtimov	4-6	3-4	1-2	0-1-1	4	12	1	2	0	2	27				
Andrew Brackman	2-5	1-2	2-2	2-5-7	4	7	1	2	2	2	24				
Cedric Simmins	3-6	0-0	4-4	0-4-4	4	10	3	2	2	1	33				
Gavin Grant	2-6	0-0	1-2	0-5-5	0	5	3	2	1	0	33				
Engin Atsur	4-6	2-4	1-2	0-3-3	2	11	2	2	1	3	35				
Cameron Bennerman	2-6	2-4	6-6	2-1-3	0	12	2	1	0	1	29				
Tony Bethel	2-7	0-2	0-0	0-1-1	2	4	1	1	0	1	16				
Brandon Costner	0-1	0-0	0-0	0-0-0	0	0	0	0	0	0	2				
Ben McCauley	0-0	0-0	0-0	0-0-0	0	0	0	0	0	0	1				
Team				1-2-3											

TOTALS 19-43 8-16 15-18 5-22-27 16 61 13 12 6 10 200
 FG%: 1st Half 12-23, .522; 2nd Half 7-20, .350; Game .442; 3-PT%: 1st Half 3-7, .813; 2nd Half 5-9, .556; Game .500; FT%: 1st Half 2-2, 1.000; 2nd Half 13-16, .813; Game .833; Deadball: 0.

	3-pt														
Notre Dame	FG-A	FG-A	FT-A	REB	PF	TP	A	TO	BK	ST	MIN				
Rob Kurz	1-2	0-0	0-0	3-1-4	1	2	0	1	0	0	20				
Russell Carter	4-9	0-4	4-8	1-2-3	3	12	1	2	1	3	33				
Torin Francis	6-8	0-0	0-1	4-7-11	3	13	0	0	1	0	29				
Colin Falls	1-9	1-8	0-0	0-1-1	1	3	2	2	0	0	34				
Chris Quinn	4-15	1-4	2-2	1-2-3	4	11	5	4	0	3	39				
Luke Zeller	1-3	1-2	0-0	0-4-4	1	3	2	2	0	0	20				
Kyle McAlarney	1-3	0-0	0-0	0-0-0	0	0	1	2	0	0	14				
Rick Cornett	1-2	0-0	0-0	0-2-2	2	2	0	1	1	0	9				
Zach Hillesland	0-0	0-0	0-0	0-0-0	0	0	0	1	0	0	1				
Ryan Ayres	0-0	0-0	0-0	0-0-0	0	0	0	0	0	0	1				
Team				7-3-10											

TOTALS 19-51 3-18 7-13 16-22-38 18 48 11 15 3 6 200
 FG%: 1st Half 10-36, .385; 2nd Half 9-25, .360; Game .373; 3-PT%: 1st Half 1-8, .125; 2nd Half 2-10, .200; Game .167; FT%: 1st Half 1-3, .333; 2nd Half 6-10, .600; Game .538; Deadball: 0.

SCORE BY PERIODS

	1	2	F
North Carolina St.	31	30	61
Notre Dame	20	28	48

OFFICIALS: Mike Stuart, Doug Simons, Travis Cornell

TECHNICALS: None

ATTENDANCE: 8,219

Notes: The 48 points were the fewest ever scored by an Irish team under Mike Brey ... Torin Francis registered his 24th career double-double.

Notre Dame 69, Hofstra 50

November 22, 2005

Joyce Center — Notre Dame, IN

Game 2

	3-pt														
Hofstra	FG-A	FG-A	FT-A	REB	PF	TP	A	TO	BK	ST	MIN				
Aurimas Kieza	3-10	2-8	0-0	1-5-6	1	8	1	1	2	2	30				
Adrian Uter	5-10	0-0	0-4	7-5-12	3	10	0	1	2	0	29				
Loren Stokes	5-11	2-4	1-2	2-5-7	3	13	2	3	0	0	32				
Antoine Agudio	4-13	0-4	0-0	2-1-3	1	8	1	3	0	1	32				
Carlos Rivera	4-16	3-9	0-0	1-3-4	2	11	3	2	0	4	36				
Zygis Sestokas	0-1	0-0	0-0	0-0-0	0	0	0	0	0	0	4				
Jorge Lebron	0-1	0-1	0-0	0-0-0	0	0	0	0	0	0	2				
Arminas Urbutis	0-2	0-0	0-0	0-3-3	4	0	0	0	0	0	12				
Greg Johnson	0-3	0-0	0-0	1-0-1	0	0	2	0	0	0	16				
Mike Davis -Saab	0-0	0-0	0-0	1-0-1	1	0	0	1	0	0	4				
Chris Gadley	0-0	0-0	0-0	0-1-1	0	0	0	0	0	0	3				
Team				1-1-2											

TOTALS 21-67 7-26 1-6 16-24-40 15 50 9 11 4 9 200
 FG%: 1st Half 14-36, .389; 2nd Half 7-31, .226; Game .313; 3-PT%: 1st Half 5-13, .385; 2nd Half 2-13, .154; Game .269; FT%: 1st Half 0-4, .000; 2nd Half 1-2, .500; Game .167; Deadball: 3.

	3-pt														
Notre Dame	FG-A	FG-A	FT-A	REB	PF	TP	A	TO	BK	ST	MIN				
Rob Kurz	1-3	0-0	0-0	1-6-7	2	2	0	4	1	0	18				
Torin Francis	4-8	0-0	3-4	2-5-7	1	11	2	1	1	0	29				
Chris Quinn	6-12	2-4	2-2	1-3-4	2	16	6	1	0	3	38				
Colin Falls	5-13	5-12	4-6	0-1-1	2	19	0	2	1	1	35				
Russell Carter	2-4	1-1	1-2	1-2-3	2	6	3	1	0	1	24				
Rick Cornett	2-3	0-0	0-0	1-2-3	1	4	0	0	0	0	11				
Kyle McAlarney	2-3	1-2	0-0	0-0-0	0	5	3	2	0	1	17				
Chris Murphy	0-0	0-0	0-0	0-1-1	0	0	0	0	0	0	1				
Zach Hillesland	0-0	0-0	0-0	0-1-0	0	0	0	0	0	0	2				
Luke Zeller	2-6	1-3	1-2	1-8-9	0	6	2	1	1	0	23				
Ryan Ayres	0-0	0-0	0-0	0-0-0	0	0	0	0	0	0	2				
Team															

2005-06 Box Scores

Notre Dame 78, Alabama 71
December 7, 2005
Coleman Coliseum — Tuscaloosa, AL

Game 5

Notre Dame	FG-A	FG-A	FT-A	REB	PF	TP	A	TO	BK	ST	MIN
Torin Francis	5-9	0-0	4-4	3-6-9	2	14	0	5	1	1	34
Luke Zeller	0-2	0-1	0-0	1-0-1	2	0	1	1	0	0	16
Chris Quinn	4-8	1-4	2-2	2-3-5	2	11	4	3	0	0	40
Colin Falls	7-17	7-14	3-4	0-1-1	3	24	1	2	0	1	40
Russell Carter	4-8	1-1	2-4	3-2-5	2	11	0	4	1	3	26
Rick Cornett	2-6	0-0	4-5	5-4-9	1	8	0	2	1	0	15
Kyle McAlarney	2-2	2-2	0-0	0-0-0	2	6	1	1	0	0	14
Rob Kurz	2-5	0-1	0-0	2-4-6	4	4	0	0	0	0	15
Team				1-2-3							
TOTALS	26-57	11-23	15-19	17-22-39	18	78	7	18	3	5	200

FG%: 1st Half 17-35, .486; 2nd Half 9-22, .409; Game .456; 3-PT%: 1st Half 7-11, .636; 2nd Half 4-12, .333; Game .478; FT%: 1st Half 5-6, .833; 2nd Half 10-13, .769; Game .789; Deadball: 1.

Alabama	FG-A	FG-A	FT-A	REB	PF	TP	A	TO	BK	ST	MIN
Chuck Davis	13-18	0-1	3-7	4-3-7	2	29	1	1	1	1	35
Ronald Steele	4-13	2-8	2-2	0-4-4	1	12	5	2	1	1	40
Jean Felix	0-4	0-3	0-0	1-0-1	4	0	0	1	0	1	9
Jermareo Davidson	3-9	0-0	0-0	1-3-4	2	6	1	2	4	2	31
Justin Jonus	2-3	2-3	0-0	1-0-1	5	6	2	3	0	0	26
Alonzo Gee	5-11	2-5	3-6	4-1-5	4	15	0	2	0	4	27
Evan Brock	0-1	0-0	1-2	2-0-2	0	1	1	2	0	1	14
Richard Hendrix	0-3	0-0	2-4	3-4-7	1	2	0	1	5	0	18
Team				3-2-5							
TOTALS	27-62	6-20	11-21	19-17-36	15	71	10	14	11	9	200

FG%: 1st Half 13-31, .419; 2nd Half 14-31, .452; Game .435; 3-PT%: 1st Half 1-9, .111; 2nd Half 5-11, .455; Game .300; FT%: 1st Half 2-8, .250; 2nd Half 9-13, .692; Game .524; Deadball: 1.

SCORE BY PERIODS

	1	2	F
Notre Dame	46	29	78
Alabama	29	42	71

OFFICIALS: Tony Greene, Tim Higgins, Joe Lindsay

TECHNICALS: None

ATTENDANCE: 12,414

Notes: Notre Dame earned its first road win over a ranked opponent since an 84-72 victory over Syracuse (ranked 24th) on Feb. 16, 2004 ... It was the first win for Notre Dame over a Southeastern Conference foe since a 77-74 victory against Vanderbilt on Dec. 2, 2000 in Nashville, Tenn. ... Colin Falls' 24 marked the fifth time in his career that he scored 20-plus points.

Notre Dame 65, IPFW 63
December 18, 2005
Memorial Coliseum — Fort Wayne, IN

Game 7

Notre Dame	FG-A	FG-A	FT-A	REB	PF	TP	A	TO	BK	ST	MIN
Colin Falls	6-16	3-7	0-0	0-1-1	5	15	2	1	0	0	36
Kyle McAlarney	1-7	1-6	3-4	1-2-3	1	6	4	3	1	2	37
Torin Francis	10-13	0-0	4-4	2-9-11	3	24	2	2	1	1	37
Luke Zeller	2-3	1-2	0-0	0-2-2	1	5	2	1	0	0	14
Russell Carter	2-10	1-2	6-7	5-9-14	2	11	2	3	1	6	38
Rick Cornett	0-1	0-0	0-0	0-0-0	0	0	1	0	0	0	3
Rob Kurz	0-1	0-0	4-4	1-2-3	5	4	1	2	2	1	26
Zach Hillesland	0-0	0-0	0-0	0-0-0	0	0	0	0	0	0	1
Ryan Ayres	0-0	0-0	0-0	0-0-0	1	0	0	0	0	0	8
Team				0-6-6							
TOTALS	21-51	6-17	17-19	9-31-40	18	65	14	13	5	10	200

FG%: 1st Half 12-28, .429; 2nd Half 9-23, .391; Game .412; 3-PT%: 1st Half 4-9, .444; 2nd Half 2-8, .250; Game .353; FT%: 1st Half 10-11, .909; 2nd Half 7-8, .875; Game .895; Deadball: 2.

IPFW	FG-A	FG-A	FT-A	REB	PF	TP	A	TO	BK	ST	MIN
DeWitt Scott	5-14	4-9	0-0	0-3-3	3	14	0	2	0	1	39
Justin Hawkins	2-9	1-3	3-4	3-3-6	3	8	2	0	0	1	40
Quintin Caruthers	5-10	0-2	3-4	1-1-2	5	13	1	3	1	0	28
Brad Pompey	3-7	0-3	4-4	1-4-5	2	10	4	4	4	0	34
Tyler Best	5-14	2-4	0-1	1-3-4	2	12	0	0	0	2	39
Jakari Johnson	0-0	0-0	0-0	0-0-0	0	0	0	0	0	0	1
Kyle Savely	2-5	1-2	1-1	1-2-3	2	6	2	2	0	0	18
Zeljko Egeric	0-0	0-0	0-0	0-0-0	0	0	0	0	0	0	1
Team				2-4-6							
TOTALS	22-59	8-23	11-14	9-20-29	17	63	9	11	1	4	200

FG%: 1st Half 12-30, .400; 2nd Half 10-29, .345; Game .373; 3-PT%: 1st Half 5-15, .333; 2nd Half 3-8, .375; Game .348; FT%: 1st Half 1-2, .500; 2nd Half 10-12, .833; Game .786; Deadball: 1.

SCORE BY PERIODS

	1	2	F
Notre Dame	38	27	65
IPFW	30	33	63

OFFICIALS: Curtis Shaw, Tim Fogarty, Mike Roberts

TECHNICALS: None

ATTENDANCE: 8,957

Notes: Russell Carter notched his first career double-double in the contest ... Torin Francis scored 20-plus points for the second time this season and registered his third double-double of the season ... Kyle McAlarney earned his first career start in place of Chris Quinn ... Quinn missed his second career outing after sustaining an ankle injury in practice.

Notre Dame 81, Florida International 47
December 10, 2005
Joyce Center — Notre Dame, IN

Game 6

Florida International	FG-A	FG-A	FT-A	REB	PF	TP	A	TO	BK	ST	MIN
Ivan Almonte	7-16	0-1	4-8	3-10-13	3	18	4	7	2	1	35
Kenny Simms	3-7	0-0	0-0	0-1-1	5	6	0	0	0	2	13
Chris Fuller	1-8	0-1	0-0	1-4-5	2	2	3	0	0	1	30
Jayce Lewis	1-1	1-1	0-0	1-1-2	3	3	1	4	0	0	27
Johwen Villegas	2-7	1-4	0-0	0-1-1	2	5	0	1	0	0	23
Facundo Giorgi	0-3	0-2	1-2	0-1-1	1	1	0	1	0	0	10
Elvis Lora	0-0	0-0	0-0	0-0-0	1	0	0	0	0	0	2
Alan Guyton	0-1	0-1	0-0	1-1-2	3	0	1	1	0	0	13
Cesar Chavez-Jacobo	0-0	0-0	0-0	0-0-0	0	0	0	0	0	0	0
Ismael N'Diaye	3-8	0-1	4-5	2-1-3	0	10	0	1	0	0	22
Marlon Bright	1-2	0-0	0-0	2-0-0	0	2	0	0	0	0	8
Team				0-2-2							
TOTALS	18-55	2-11	9-17	11-27-38	24	47	10	15	4	2	200

FG%: 1st Half 7-24, .292; 2nd Half 11-31, .355; Game .327; 3-PT%: 1st Half 1-5, .200; 2nd Half 1-6, .167; Game .182; FT%: 1st Half 5-10, .500; 2nd Half 4-7, .571; Game .529; Deadball: 3.

Notre Dame	FG-A	FG-A	FT-A	REB	PF	TP	A	TO	BK	ST	MIN
Torin Francis	5-9	0-0	6-11	2-5-7	1	16	2	0	3	2	25
Luke Zeller	1-4	1-3	4-4	0-4-4	1	7	3	0	1	0	24
Chris Quinn	3-9	0-3	10-10	2-1-3	0	16	5	1	0	4	30
Colin Falls	5-9	3-6	0-0	0-3-3	1	13	1	3	1	2	27
Russell Carter	4-6	1-1	2-2	0-2-2	1	11	1	1	1	0	20
Rick Cornett	2-4	0-0	1-2	1-2-3	2	5	0	0	0	0	9
Kyle McAlarney	1-4	0-3	2-2	0-2-2	1	4	2	0	0	0	18
Chris Murphy	0-1	0-1	0-0	0-1-1	0	0	0	0	0	1	2
Rob Kurz	2-6	0-3	2-2	1-5-6	4	6	1	2	0	1	20
Zach Hillesland	0-2	0-0	0-0	0-1-1	3	0	1	0	0	0	10
Kieran Pillier	0-0	0-0	0-0	0-0-0	0	0	0	0	0	0	1
Ryan Ayers	1-4	1-2	0-0	1-2-3	2	3	1	0	0	0	14
Team				3-3-6							
TOTALS	24-58	6-22	27-33	10-31-41	16	81	17	7	6	10	200

FG%: 1st Half 11-29, .379; 2nd Half 13-29, .448; Game .414; 3-PT%: 1st Half 2-11, .182; 2nd Half 4-11, .364; Game .273; FT%: 1st Half 14-17, .824; 2nd Half 13-16, .813; Game .818; Deadball: 2.

SCORE BY PERIODS

	1	2	F
Florida International	20	27	47
Notre Dame	38	43	81

OFFICIALS: Ray Perone, John Gaffney, Bill McCarthy

TECHNICALS: Florida International - Bench; Ivan Almonte

ATTENDANCE: 7,516

Notes: With his first basket of the game, Torin Francis became the 45th player in Notre Dame history to score 1,000 points ... Russell Carter reached double figures for the second straight game as he scored 10-plus points in back-to-back outings for the first time in his career ... Chris Quinn's 10-10

Notre Dame 80, Niagara 59
December 21, 2005
Joyce Center — Notre Dame, IN

Game 8

Niagara	FG-A	FG-A	FT-A	REB	PF	TP	A	TO	BK	ST	MIN
James Mathis	5-11	0-1	2-2	2-7-9	2	14	2	4	3	0	25
J.R. Duffey	2-9	1-7	2-2	3-6-9	3	7	4	1	0	0	24
Lorenzo Miles	4-11	2-8	0-0	0-4-4	1	10	1	7	0	1	37
Stanley Hodge	0-4	0-1	0-0	0-1-1	1	0	2	0	0	0	16
Charron Fisher	7-19	2-7	3-4	2-3-5	0	19	1	2	1	3	34
Barry Durosier	1-7	1-5	0-0	2-0-2	0	3	6	1	0	0	32
Clif Brown	2-6	1-4	2-3	0-4-4	3	7	0	3	0	2	24
Greg Noel	0-0	0-0	1-2	1-0-1	0	1	0	0	0	0	2
Team				2-1-3							
TOTALS	21-67	7-33	10-13	15-20-35	12	59	14	14	2	13	200

2005-06 Box Scores

DePaul 73, Notre Dame 67
January 7, 2006
Allstate Arena — Rosemont, IL

Game 13

	3-pt																			
Notre Dame	FG-A	FG-A	FT-A	REB	PF	TP	A	TO	BK	ST	MIN									
Torin Francis	5-11	0-0	0-0	2-5-7	1	10	2	2	0	0	27									
Luke Zeller	0-1	0-1	1-2	2-5-7	3	1	2	0	0	1	20									
Colin Falls	8-13	6-11	4-5	0-3-3	3	26	0	1	2	1	38									
Chris Quinn	6-15	1-7	3-6	1-1-2	1	16	9	3	0	0	40									
Russell Carter	3-11	1-5	0-0	3-4-7	0	7	2	1	1	1	37									
Rick Cornett	0-0	0-0	0-0	0-0-0	2	0	0	1	0	0	6									
Kyle McAlarney	0-2	0-2	0-0	1-0-1	1	0	1	3	0	0	8									
Rob Kurz	2-3	1-1	2-2	1-6-7	4	7	0	2	0	2	23									
Ryan Ayres	0-0	0-0	0-0	0-0-0	0	0	0	0	0	0	1									
Team				1-1-2																
TOTALS	24-56	9-27	10-15	11-25-36	15	67	16	13	3	5	200									

FG%: 1st Half 11-27, .407; 2nd Half 13-29, .448; Game .429; 3-PT%: 1st Half 4-14, .286; 2nd Half 5-13, .385; Game .333; FT%: 1st Half 1-2, .500; 2nd Half 9-13, .692; Game .667; Deadball: 2.

	3-pt																			
DePaul	FG-A	FG-A	FT-A	REB	PF	TP	A	TO	BK	ST	MIN									
Wilson Chandler	9-16	0-0	3-6	2-10-12	3	21	3	1	0	1	39									
Karron Clarke	5-8	2-3	2-2	4-4-8	3	14	1	1	0	1	25									
Marlon Brumfield	3-5	0-0	0-0	1-3-4	2	6	0	0	2	2	31									
Jabari Currie	4-7	3-5	1-2	1-2-3	1	12	9	0	0	1	37									
Sammy Mejia	4-12	0-2	2-4	1-3-4	3	10	5	2	0	0	36									
Cliff Clinkscales	0-0	0-0	0-0	0-1-1	0	0	0	0	0	0	1									
Draelon Burns	4-11	2-6	0-2	1-1-2	3	10	1	3	0	1	27									
Lorenzo Thompson	0-0	0-0	0-0	0-0-0	0	0	0	1	0	0	4									
Team				1-0-1																
TOTALS	29-59	7-16	8-16	11-24-35	15	73	19	8	2	6	200									

FG%: 1st Half 16-31, .516; 2nd Half 13-28, .464; Game .492; 3-PT%: 1st Half 4-7, .571; 2nd Half 3-9, .333; Game .438; FT%: 1st Half 1-2, .500; 2nd Half 7-14, .500; Game .500; Deadball: 2.

SCORE BY PERIODS	1	2	F
Notre Dame	27	40	67
DePaul	37	36	73

OFFICIALS: Mike Kitts, Pat Driscoll, Gary Prager
TECHNICALS: DePaul - Draelon Burns
ATTENDANCE: 15,675

Notes: Colin Falls' 26 points marked a season high ... The contest between the two teams marked was the 93rd overall but the first-ever as BIG EAST foes ... Chris Quinn's nine assists matched his career-high.

Notre Dame 92, Providence 77
January 14, 2006
Joyce Center — Notre Dame, IN

Game 15

	3-pt																			
Providence	FG-A	FG-A	FT-A	REB	PF	TP	A	TO	BK	ST	MIN									
Geoff McDermott	4-8	0-1	1-4	0-4-4	3	9	2	1	2	0	34									
Randall Hanke	1-2	0-0	2-2	0-2-2	3	4	1	1	1	0	16									
Donnie McGrath	3-12	1-7	0-0	1-0-1	3	7	3	2	0	2	36									
Sharaud Curry	8-15	3-7	0-0	1-1-2	3	19	0	2	0	0	32									
Weyinmi Efejuku	6-10	2-2	4-6	1-2-3	1	18	2	0	0	1	32									
Ray Cross	0-0	0-0	0-0	0-0-0	0	0	0	0	0	0	1									
Herbert Hill	3-6	0-0	2-3	4-0-4	0	8	1	0	0	0	17									
Charles Burch	0-3	0-1	0-0	0-0-0	0	0	0	0	0	0	9									
Jonathan Kale	4-5	0-0	4-6	4-6-10	3	12	2	0	0	1	23									
Team				1-1-2																
TOTALS	29-61	6-18	13-21	12-16-28	18	77	11	5	8	8	200									

FG%: 1st Half 16-31, .516; 2nd Half 13-30, .433; Game .475; 3-PT%: 1st Half 3-7, .429; 2nd Half 3-11, .273; Game .333; FT%: 1st Half 5-10, .500; 2nd Half 8-11, .727; Game .619; Deadball: 5.

	3-pt																			
Notre Dame	FG-A	FG-A	FT-A	REB	PF	TP	A	TO	BK	ST	MIN									
Rob Kurz	3-5	0-1	3-4	0-2-2	2	9	1	1	1	0	24									
Torin Francis	1-6	0-0	9-12	2-6-8	2	11	2	1	1	1	24									
Chris Quinn	11-14	5-7	4-4	1-4-5	3	31	5	0	0	1	38									
Colin Falls	8-12	5-9	3-3	0-4-4	2	24	0	0	1	0	38									
Russell Carter	0-0	0-0	1-2	1-0-1	2	1	0	2	0	0	4									
Rick Cornett	2-4	0-0	0-0	3-3-6	5	4	1	1	0	0	15									
Kyle McAlarney	4-6	3-3	1-1	0-2-2	0	12	4	1	0	0	30									
Chris Murphy	0-0	0-0	0-0	0-0-0	1	0	0	0	0	0	1									
Zach Hillisland	0-0	0-0	0-0	0-0-0	1	0	1	0	0	0	2									
Kieran Piller	0-0	0-0	0-0	0-0-0	0	0	0	1	0	0	1									
Luke Zeller	0-2	0-1	0-0	0-0-0	2	0	3	1	0	0	14									
Ryan Ayers	0-2	0-0	0-0	0-1-1	2	0	0	0	0	1	9									
Team				2-1-3																
TOTALS	29-51	13-21	21-26	9-23-32	19	92	16	9	3	3	200									

FG%: 1st Half 15-26, .577; 2nd Half 14-25, .560; Game .569; 3-PT%: 1st Half 9-14, .643; 2nd Half 4-7, .571; Game .619; FT%: 1st Half 13-18, .722; 2nd Half 8-8, 1.000; Game .808; Deadball: 2.

SCORE BY PERIODS	1	2	F
Providence	40	37	77
Notre Dame	52	40	92

OFFICIALS: John Cahill, Pat Driscoll, Bill Laubenstein
TECHNICALS: None
ATTENDANCE: 9,134

Notes: Chris Quinn topped the 30-point mark for the second time in four games ... The last time an Irish player scored 30-plus more than once in a season was in 2003-04 (Chris Thomas) ... Notre Dame's 52 points in the first half were the most ever by an Irish team in the first half of a BIG EAST game ... Notre Dame shot better than 50.0 percent from the field for the third time and a season-best 61.9 percent from three-point range ... Colin Falls' 24 points marked the third time he had better than 20-plus points.

Syracuse 88, Notre Dame 82
January 11, 2006
Joyce Center — Notre Dame, IN

Game 14

	3-pt																			
Syracuse	FG-A	FG-A	FT-A	REB	PF	TP	A	TO	BK	ST	MIN									
Terrence McRoberts	4-7	0-0	1-3	4-5-9	3	9	2	2	0	2	35									
Demetris Nichols	5-13	3-7	3-4	2-5-7	4	16	2	0	1	2	32									
Darryl Watkins	4-8	0-0	2-6	6-8-14	4	10	0	0	0	6	35									
Gerry McNamara	8-23	7-16	2-2	0-1-1	2	25	4	2	0	0	39									
Eric Devendorf	6-12	2-6	8-10	1-1-2	1	22	4	0	1	2	35									
Andy Rautans	0-0	0-0	0-0	0-0-0	0	0	0	0	0	1	1									
Arinze Onuaku	0-1	0-0	0-0	0-0-0	1	0	0	0	0	0	1									
Matt Gorman	0-1	0-0	0-0	1-1-2	0	0	0	0	0	0	4									
Josh Wright	0-1	0-1	0-0	0-0-0	0	0	1	0	0	0	1									
Louie McCroskey	2-4	0-1	2-2	1-5-6	0	6	0	1	0	1	16									
Team				2-1-3																
TOTALS	29-70	12-31	18-27	17-27-44	15	88	13	5	8	8	200									

FG%: 1st Half 17-41, .415; 2nd Half 12-29, .414; Game .414; 3-PT%: 1st Half 9-19, .474; 2nd Half 3-12, .250; Game .387; FT%: 1st Half 3-5, .600; 2nd Half 15-22, .682; Game .667; Deadball: 3.

2005-06 Box Scores

Georgetown 85, Notre Dame 82 (2OT)
January 24, 2006
Joyce Center — Notre Dame, IN

Game 17

	FG-A	FG-A	FT-A	REB	PF	TP	A	TO	BK	ST	MIN
Georgetown	2-9	0-2	4-4	2-4-6	3	8	2	4	1	3	32
Brandon Bowman	4-13	1-5	4-4	4-3-7	3	12	6	0	1	1	46
Jeff Green	8-13	0-0	2-2	6-7-13	2	18	2	2	1	0	33
Roy Hibbert	5-8	2-3	3-4	0-2-2	5	15	6	0	0	0	39
Ashanti Cook	3-10	3-6	1-2	1-1-2	3	10	1	3	0	1	44
Jonathan Wallace	5-7	3-5	5-6	1-4-5	3	18	3	2	0	0	36
Darrel Owens	1-4	0-2	2-2	2-1-3	2	4	0	0	0	0	16
Jessie Sapp	0-0	0-0	0-2	0-1-1	0	0	0	0	0	0	4
Marc Egerson				2-4-6							
TOTALS	28-64	9-23	20-26	18-27-45	21	85	20	12	3	5	200

FG%: 1st Half 12-27, .444; 2nd Half 10-28, .357; OT 6-9, .667; Game: .438; 3-PT%: 1st Half 6-12, .500; 2nd Half 1-9, .111; OT 2-2, 1.000; Game: .391; FT%: 1st Half 6-6, 1.000; 2nd Half 12-16, .750; OT 2-4, .500; Game: .769; Deadball: 3.

	FG-A	FG-A	FT-A	REB	PF	TP	A	TO	BK	ST	MIN
Notre Dame	6-11	1-3	1-3	3-4-7	2	14	1	1	2	1	43
Rob Kurz	3-6	0-0	3-6	5-7-12	5	9	1	1	1	0	25
Torin Francis	9-22	4-11	4-4	1-3-4	4	26	10	4	0	1	50
Chris Quinn	5-15	5-13	3-3	2-1-3	4	18	2	3	0	0	47
Colin Falls	1-6	0-3	0-0	1-1-2	0	2	1	1	0	0	21
Kyle McAlarney	2-3	0-0	1-4	3-2-5	2	5	0	0	0	1	22
Rick Cornett	0-1	0-1	0-0	0-1-1	1	0	1	1	0	0	8
Luke Zeller	2-6	1-3	3-4	3-1-4	1	8	3	1	0	1	34
Russell Carter				3-1-4							
TOTALS	28-70	11-34	15-24	18-21-42	19	82	19	12	3	4	200

FG%: 1st Half 9-27, .333; 2nd Half 15-28, .536; OT 4-15, .267; Game: .400; 3-PT%: 1st Half 5-15, .333; 2nd Half 5-11, .455; OT 1-8, .125; Game: .324; FT%: 1st Half 5-6, .833; 2nd Half 6-10, .600; OT 4-8, .500; Game: .625; Deadball: 3.

	1	2	OT1	OT2	F
Georgetown	36	33	7	9	85
Notre Dame	28	41	7	6	82

OFFICIALS: Curtis Shaw, Pat Driscoll, Jamie Luckie
 TECHNICALS: None
 ATTENDANCE: 10,508

Notes: Chris Quinn registered his first career double-double ... His 10 assists were a career-high ... Notre Dame played its second double-overtime game of the season ... The last time an Irish team played two overtime games in the same season was during the 2002-03 campaign ... Rob Kurz recorded double figures for the fourth time in 2005-06.

West Virginia 71, Notre Dame 70
February 1, 2006
WVU Coliseum — Morgantown, W.Va.

Game 19

	FG-A	FG-A	FT-A	REB	PF	TP	A	TO	BK	ST	MIN
Notre Dame	3-9	0-0	0-0	4-9-13	3	6	3	2	1	2	30
Torin Francis	0-0	0-0	0-0	0-0-0	0	0	0	1	0	0	5
Luke Zeller	6-14	6-12	0-0	1-4-5	0	18	1	3	0	1	40
Chris Quinn	8-16	6-10	2-2	1-2-3	2	24	4	1	0	1	40
Colin Falls	4-10	1-2	0-0	3-6-9	3	9	2	4	1	1	33
Russell Carter	5-9	0-0	0-0	4-3-7	0	10	1	0	0	0	16
Rick Cornett	1-2	1-2	0-0	0-1-1	0	3	3	2	0	0	27
Kyle McAlarney	0-1	0-0	0-0	0-1-1	0	0	0	1	0	0	7
Rob Kurz	0-0	0-0	0-0	0-0-0	0	0	0	0	0	0	2
Ryan Ayers				2-0-2							
TOTALS	27-61	14-26	2-2	15-26-41	8	70	14	15	2	5	200

FG%: 1st Half 14-32, .438; 2nd Half 13-29, .448; Game: .443; 3-PT%: 1st Half 7-10, .700; 2nd Half 7-16, .438; Game: .538; FT%: 1st Half 0-0, .000; 2nd Half 2-2, 1.000; Game: 1.000; Deadball: 0.

	1	2	F
Notre Dame	35	35	70
West Virginia	39	32	71

OFFICIALS: Jim Burr, Jim Haney, J.D. Collins
 TECHNICALS: None
 ATTENDANCE: 13,362

Notes: Notre Dame had its 11-game win streak against the Mountaineers snapped with the loss ... The setback to West Virginia marks the first-ever four-game losing streak for the Irish under head coach Mike Brey ... The last time an Irish team lost four straight was during the 1999-2000 campaign ... Chris Quinn topped the 20-point mark for the fifth time, while his six three-pointers matched his career-high ... The Irish matched their season-high with 14 three-point field goals.

Villanova 72, Notre Dame 70
January 28, 2006
Joyce Center — Notre Dame, IN

Game 18

	FG-A	FG-A	FT-A	REB	PF	TP	A	TO	BK	ST	MIN
Villanova	0-0	0-0	2-3	3-6-9	3	2	0	3	2	0	19
Will Sheridan	2-5	0-0	0-0	2-2-4	4	4	3	2	0	1	25
Kyle Lowry	5-18	2-7	6-6	0-3-3	2	18	4	1	0	1	37
Randy Foye	7-17	5-11	3-4	0-1-1	2	22	0	0	0	1	39
Mike Nardi	9-16	4-6	1-1	1-9-10	2	23	4	0	0	2	37
Allan Ray	0-1	0-0	1-2	2-1-3	3	1	0	1	0	0	14
Jason Fraser	1-2	0-0	0-0	1-1-2	4	2	1	0	1	2	19
Dante Cunningham	0-1	0-0	0-2	1-1-2	0	0	0	0	0	0	10
Shane Clark				1-1-2							
TOTALS	24-60	11-24	13-16	11-25-36	20	72	12	7	3	7	200

FG%: 1st Half 12-29, .414; 2nd Half 12-31, .387; Game: .400; 3-PT%: 1st Half 8-16, .500; 2nd Half 3-8, .375; Game: .458; FT%: 1st Half 3-4, .750; 2nd Half 10-12, .833; Game: .813; Deadball: 1.

	FG-A	FG-A	FT-A	REB	PF	TP	A	TO	BK	ST	MIN
Notre Dame	0-4	0-1	0-0	2-3-5	2	0	0	1	0	1	11
Rob Kurz	5-9	0-0	1-4	1-5-6	2	11	0	0	1	0	27
Torin Francis	6-11	4-6	2-4	3-6-9	3	18	6	2	1	1	40
Chris Quinn	0-2	0-1	2-2	0-1-1	0	2	5	1	0	0	37
Colin Falls	3-8	0-2	8-11	1-5-6	5	14	2	3	0	1	31
Russell Carter	1-1	0-0	2-3	0-1-1	0	4	0	0	0	1	5
Rick Cornett	3-7	3-5	4-3	0-3-3	2	13	0	1	0	0	22
Kyle McAlarney	3-7	1-5	1-2	1-1-2	4	8	0	1	0	0	27
Luke Zeller				3-2-5							
TOTALS	21-49	8-20	20-30	11-27-38	18	70	15	13	3	4	200

FG%: 1st Half 13-27, .481; 2nd Half 8-22, .364; Game: .429; 3-PT%: 1st Half 4-8, .500; 2nd Half 4-12, .333; Game: .400; FT%: 1st Half 4-9, .444; 2nd Half 16-21, .762; Game: .667; Deadball: 2.

	1	2	F
Villanova	35	37	72
Notre Dame	34	36	70

OFFICIALS: John Cahill, Tony Greene, Reggie Greenwood
 TECHNICALS: Villanova - Bench
 ATTENDANCE: 11,418

Notes: Chris Quinn played the entire game for the fifth time in five games ... His nine rebounds matched a career-high, while his eight assists mark the seventh time this season with eight-plus assists ... Kyle McAlarney scored in double figures for the sixth time ... Notre Dame fell to 2-10 all-time versus Villanova since joining the BIG EAST in 1995-96.

Louisville 89, Notre Dame 86 (OT)
February 4, 2006
Freedom Hall — Louisville, Ky.

Game 20

	FG-A	FG-A	FT-A	REB	PF	TP	A	TO	BK	ST	MIN
Notre Dame	1-7	0-0	1-2	4-6-10	5	3	4	1	0	0	26
Torin Francis	11-21	6-9	3-4	1-3-4	2	31	1	4	0	0	45
Chris Quinn	4-10	4-9	2-2	1-3-4	3	14	1	0	1	1	44
Colin Falls	2-7	2-6	2-2	1-2-3	3	8	4	0	0	0	33
Kyle McAlarney	8-11	4-6	4-4	1-5-6	3	24	1	0	1	3	38
Russell Carter	0-4	0-0	0-0	0-2-2	1	0	0	1	0	0	16
Rick Cornett	0-1	0-1	3-4	1-3-4	5	3	1	2	0	0	13
Rob Kurz	1-3	1-3	0-0	2-1-3	2	3	1	0	0	0	10
Luke Zeller				0-1-1							
TOTALS	27-64	17-34	15-18	11-26-37	24	86	13	8	2	4	200

FG%: 1st Half 14-35, .400; 2nd Half 11-23, .478; OT 2-6, .333; Game: .422; 3-PT%: 1st Half 10-20, .500; 2nd Half 7-13, .538; OT 0-1, .000; Game: .500; FT%: 1st Half 0-0, .000; 2nd Half 13-14, .929; OT 2-4, .500; Game: .833; Deadball: 2.

	1	2	OT	F
Louisville	38	42	6	86
Notre Dame	44	36	8	89

OFFICIALS: Mike Kitts, John Hughes, Frank Scagliotta
 TECHNICALS: None
 ATTENDANCE: 19,327

Notes: Notre Dame's 17 three-pointers tied the school record set on March 6, 2004 ... Notre Dame's current five-game losing streak is the longest since the 1993-94 season ... With his 31-point performance, Chris Quinn became the first player since Troy Murphy (2000-01) to record three 30-plus outings in a season ... Russell Carter's 24 points marked a career-high ... Notre Dame has now played three overtime games — the most overtime games in a single season since the 1986-87 campaign.

2005-06 Box Scores

Notre Dame 90, Rutgers 63
February 8, 2006
 Joyce Center — Notre Dame, Ind.

Game 21

	3-pt																			
Rutgers	FG-A	FG-A	FT-A	REB	PF	TP	A	TO	BK	ST	MIN									
Marquis Webb	4-7	2-2	4-5	1-3-4	4	14	5	2	0	0	36									
Jaron Griffin	2-6	0-2	0-0	0-1-1	3	4	2	0	1	0	28									
Ollie Bailey	3-5	0-0	0-0	1-2-3	4	6	0	0	0	0	21									
Byron Joynes	0-0	0-0	0-0	1-1-2	2	0	0	1	0	0	8									
Quincy Douby	9-25	1-9	8-8	2-3-5	0	27	4	4	0	1	37									
Jon Mimmo	0-1	0-1	0-0	0-0-0	0	0	0	0	0	0	5									
Jason Cherry	0-3	0-2	0-0	0-0-0	1	0	0	0	0	0	2									
Zack Gibson	0-0	0-0	0-0	0-1-1	1	0	0	0	0	1	4									
Shayle Keating	0-2	0-1	2-2	0-0-0	0	2	1	0	0	0	17									
Frank Russell	1-2	0-0	0-0	3-0-3	3	2	1	0	1	0	17									
Jimmy Inglis	0-0	0-0	0-0	0-1-1	2	0	0	1	0	0	7									
Dan Waterstradt	4-6	0-0	0-0	0-6-6	3	8	1	0	0	0	18									
Team				1-2-3							1									
TOTALS	23-57	3-17	14-14	9-20-29	23	63	14	9	2	2	200									

FG%: 1st Half 12-28, .429; 2nd Half 11-29, .379; Game .404; 3-PT%: 1st Half 0-6, .000; 2nd Half 3-11, .273; Game .176; FT%: 1st Half 2-2, 1.000; 2nd Half 12-13, .923; Game .933; Deadball: 0.

	3-pt																			
Notre Dame	FG-A	FG-A	FT-A	REB	PF	TP	A	TO	BK	ST	MIN									
Torin Francis	8-12	0-0	5-10	2-5-7	1	21	2	2	0	0	25									
Russell Carter	5-11	4-7	3-6	4-5-9	1	17	1	2	0	1	31									
Chris Quinn	7-9	2-4	0-0	0-2-2	4	16	8	2	0	2	37									
Colin Falls	3-7	1-3	0-3	1-3-4	3	7	2	1	1	0	29									
Kyle McAlarney	2-6	2-6	0-0	0-2-2	1	6	8	0	0	2	34									
Rick Cornett	5-8	0-0	4-4	2-5-7	3	14	0	0	0	0	20									
Chris Murphy	0-0	0-0	0-2	0-0-0	0	0	0	0	0	0	2									
Rob Kurz	0-0	0-0	2-2	1-1-2	1	2	0	1	0	0	11									
Zach Hillesland	1-1	0-0	0-0	0-0-0	0	2	1	0	0	0	3									
Luke Zeller	1-1	0-0	0-0	0-1-1	1	2	0	0	0	0	5									
Ryan Ayers	1-1	1-1	0-0	0-0-0	1	3	0	0	0	0	3									
Team				1-2-3							1									
TOTALS	33-56	10-21	14-27	11-26-37	16	90	22	8	1	5	200									

FG%: 1st Half 16-27, .593; 2nd Half 17-29, .586; Game .589; 3-PT%: 1st Half 2-7, .286; 2nd Half 8-14, .571; Game .476; FT%: 1st Half 4-11, .364; 2nd Half 10-16, .625; Game .519; Deadball: 5.

SCORE BY PERIODS

	1	2	F
Rutgers	26	37	63
Notre Dame	38	52	90

OFFICIALS: Ed Hughes, Gary Prager, Joe Lindsay
 TECHNICALS: None
 ATTENDANCE: 10,106

Notes: Notre Dame's 27-point margin of victory matched the largest ever for an Irish team in a BIG EAST game ... The Irish topped the 90-point mark for the third time this season and second time in a regular-season contest ... Notre Dame shot a season-best 58.9 percent from the field and topped 50 percent shooting for the fourth time ... Torin Francis scored 20-plus points for the third time ... Kyle McAlarney's eight assists marked a career-high ... Rick Cornett's 14 points marked a season best.

Notre Dame 102, Seton Hall 91
February 18, 2006
 Joyce Center — Notre Dame, Ind.

Game 23

	3-pt																			
Notre Dame	FG-A	FG-A	FT-A	REB	PF	TP	A	TO	BK	ST	MIN									
Torin Francis	0-4	0-0	1-2	1-9-10	3	1	3	4	1	0	26									
Chris Quinn	8-16	4-8	14-14	1-1-2	3	34	5	2	0	1	40									
Colin Falls	10-17	8-15	4-5	1-2-3	2	32	0	0	0	0	36									
Kyle McAlarney	0-0	0-0	0-0	0-2-2	2	0	4	2	0	0	15									
Russell Carter	5-7	3-4	4-6	2-6-8	3	17	4	2	0	1	38									
Rick Cornett	3-5	0-0	1-1	3-5-8	4	7	0	0	3	0	23									
Rob Kurz	1-2	0-0	9-10	1-0-1	2	11	1	0	0	0	17									
Zach Hillesland	0-0	0-0	0-0	0-0-0	0	0	0	0	0	0	1									
Luke Zeller	0-1	0-1	0-0	0-0-0	0	0	1	0	0	0	3									
Ryan Ayers	0-0	0-0	0-0	0-0-0	0	0	0	0	0	0	1									
Team				0-2-2							2									
TOTALS	27-52	15-28	33-38	9-27-36	19	102	18	10	4	2	200									

FG%: 1st Half 15-29, .517; 2nd Half 12-23, .522; Game .519; 3-PT%: 1st Half 8-17, .471; 2nd Half 7-11, .636; Game .536; FT%: 1st Half 6-8, .750; 2nd Half 27-30, .900; Game .868; Deadball: 1.

	3-pt																			
Seton Hall	FG-A	FG-A	FT-A	REB	PF	TP	A	TO	BK	ST	MIN									
Kelly Whitney	5-11	0-0	4-8	2-5-7	4	14	2	0	0	2	36									
Brian Laing	0-3	0-2	0-0	0-2-2	3	0	1	1	0	0	16									
Grant Billmeier	0-0	0-0	0-0	0-2-2	2	0	1	2	0	0	15									
Jamar Nutter	6-13	4-9	4-4	2-1-3	3	20	2	1	0	1	35									
Donald Copeland	10-19	3-8	5-6	0-1-1	5	28	6	1	0	0	39									
Carl Marshall	0-0	0-0	0-0	0-0-0	1	0	0	0	0	0	1									
Paul Gause	7-9	3-3	2-4	1-4-5	5	19	0	0	0	1	24									
Stan Gaines	3-6	0-1	4-5	2-2-4	5	10	1	1	1	1	23									
David Palmer	0-1	0-0	0-0	1-1-2	1	0	0	0	0	0	7									
Marcus Cousin	0-1	0-0	0-0	1-0-1	0	0	0	1	0	0	3									
Team				2-2-4							2									
TOTALS	31-63	10-23	19-27	11-20-31	29	91	13	7	1	5	200									

FG%: 1st Half 13-31, .419; 2nd Half 18-32, .563; Game .492; 3-PT%: 1st Half 5-11, .455; 2nd Half 5-12, .417; Game .435; FT%: 1st Half 5-6, .833; 2nd Half 14-21, .667; Game .704; Deadball: 2.

SCORE BY PERIODS

	1	2	F
Notre Dame	44	58	102
Seton Hall	36	55	91

OFFICIALS: Patrick Driscoll, John Gaffney, Michael Stephens
 TECHNICALS: None
 ATTENDANCE: 12,637

Notes: Notre Dame's 102 points were the most ever scored by the Irish in a BIG EAST game that ended in regulation ... Chris Quinn topped the 30-point mark for the fourth time this season, while Colin Falls' 32 points were a career-best ... The Irish had two 30-point scorers in the same game for the first time since January 11, 1992 ... Torin Francis grabbed his 900th rebound.

Notre Dame 62, South Florida 55
February 15, 2006
 Joyce Center — Notre Dame, Ind.

Game 22

	3-pt																			
South Florida	FG-A	FG-A	FT-A	REB	PF	TP	A	TO	BK	ST	MIN									
Solomon Jones	6-12	0-0	1-2	2-10-12	3	13	0	4	2	3	40									
Melvin Buckley	2-13	0-3	1-2	1-1-2	3	5	0	0	0	0	36									
Chris Capko	1-3	0-0	0-0	1-2-3	3	2	4	2	0	0	32									
McHugh Matthis	4-9	0-0	4-4	6-5-11	4	12	2	3	3	1	28									
James Holmes	8-16	0-2	2-2	1-1-2	4	18	3	3	0	4	37									
Melvyn Richardson	0-0	0-0	0-0	0-0-0	1	0	0	0	0	0	9									
Colin Dennis	2-3	1-1	0-0	0-0-0	4	5	2	3	0	0	18									
Team				1-2-3							1									
TOTALS	23-56	1-6	8-10	12-21-33	22	55	11	15	5	8	200									

FG%: 1st Half 8-26, .308; 2nd Half 15-30, .500; Game .411; 3-PT%: 1st Half 0-3, .000; 2nd Half 1-3, .333; Game .167; FT%: 1st Half 3-4, .750; 2nd Half 5-6