



MICHIGAN STATE F O O T B A L L

6 NATIONAL CHAMPIONSHIPS • 9 BIG TEN CHAMPIONSHIPS • 2015 COLLEGE FOOTBALL PLAYOFF • 25 AP TOP-25 FINISHES
MICHIGAN STATE ATHLETIC COMMUNICATIONS • 534 BIRCH ROAD • Z-22 BRESLIN CENTER • EAST LANSING, MICH. 48824
OFFICE PHONE: 517-355-2271 • WEBSITE: MSUSPARTANS.COM • TWITTER: @MSU_FOOTBALL • INSTAGRAM: MSU_SPARTANS

SCHEDULES & SCOREBOARDS

MICHIGAN STATE (2-0, 0-0 BIG TEN)

Sept. 2	BOWLING GREEN (ESPNU)	W, 35-10
Sept. 9	WESTERN MICHIGAN (BTN)	W, 28-14
Sept. 23	NOTRE DAME (FOX)	8 p.m.
Sept. 30	IOWA (FOX)	4 p.m.
Oct. 7	at Michigan	TBA
Oct. 14	at Minnesota	TBA
Oct. 21	INDIANA (HC)	3:30 p.m./4 p.m.
Oct. 28	at Northwestern	TBA
Nov. 4	PENN STATE	TBA
Nov. 11	at Ohio State	TBA
Nov. 18	MARYLAND	TBA
Nov. 25	at Rutgers	TBA

NOTRE DAME (2-1)

Sept. 2	TEMPLE	W, 49-16
Sept. 9	No. 15/15 GEORGIA	L, 19-20
Sept. 16	at Boston College	W, 49-20
Sept. 23	at Michigan State	8 p.m.
Sept. 30	MIAMI (OHIO)	5 p.m.
Oct. 7	at North Carolina	TBA
Oct. 21	USC	7:30 p.m.
Oct. 28	NORTH CAROLINA STATE	3:30 p.m.
Nov. 4	WAKE FOREST	3:30 p.m.
Nov. 11	at Miami (Florida)	TBA
Nov. 18	NAVY	3:30 p.m.
Nov. 25	at Stanford	TBA

• All times listed – Eastern. Rankings – AP/Coaches

MEDIA COVERAGE

TV: FOX

Play-by-Play: Gus Johnson

Analyst: Joel Klatt

Sideline: Jenny Taft



RADIO: SPARTAN SPORTS NETWORK

Play-by-Play: George Blaha

Analyst: Jason Strayhorn

Sideline: Seth Newman

Broadcast Host: Will Tieman

Website: SpartanSportsNetwork.com

Mobile: SSN 24/7 App (iOS, Android)

Flagship Stations: Lansing: WMMQ (94.9 FM)/WJIM (1240 AM); Detroit: WJR (760 AM)

Affiliates: 39 affiliates listed at SpartanSportsNetwork.com

Satellite: Ch. 145 (Sirius), Ch. 195 (XM), Ch. 957 (SiriusXM.com)



MSU ATHLETIC COMMUNICATIONS

Assistant Director/Football Contact Ben Phlegar

Cell Phone (517) 896-0031

E-Mail phlegarb@ath.msu.edu

Assistant Director/Football Contact Zach Fisher

Cell Phone (517) 896-2413

E-Mail zfisher@ath.msu.edu

Office Phone 517-355-2271

Website msuspartans.com

Twitter @msu_football

GAME

3

MICHIGAN STATE (2-0) VS. NOTRE DAME (2-1)

Date.....	Saturday, Sept. 23
Kickoff.....	8:17 p.m. EDT
Location.....	East Lansing, Mich.
Stadium.....	Spartan Stadium (75,005)
Surface.....	Natural Grass
TV/Web/Mobile.....	FOX
Live Stats.....	Gametracker (msuspartans.com)
Tickets.....	msuspartans.com
All-Time Series.....	UND leads, 48-29-1
Series in East Lansing.....	UND leads, 19-15-1
Last Meeting.....	MSU 36, UND 28 (2016)
Current Series Streak.....	1 by MSU (2016-)



Head Coach

Mark Dantonio

MSU Record

92-42 (11th year)

Overall Record

110-59 (14th year)

Record vs. UND

4-4

Head Coach

Brian Kelly

UND Record

61-32 (eighth year)

Overall Record

232-89-2 (27th year)

Record vs. MSU

3-2

FIRST-AND-10 –

• Fresh off a bye week, Michigan State (2-0) will play host to Notre Dame (2-1) in Spartan Stadium on Saturday, Sept. 23 at 8 p.m. in the battle for the Megaphone Trophy. The game will be televised nationally on FOX. The Spartans are 2-0 for the third consecutive year after opening the season with home wins over Bowling Green (35-10) and Western Michigan (28-14). The Fighting Irish improved to 2-1 with a 49-20 victory at Boston College last Saturday.

• Saturday's game marks the 79th meeting between Michigan State and Notre Dame. The Irish lead the all-time series 48-29-1, including a 19-15-1 record in games played in East Lansing. The Spartans have won 11 of the last 18 meetings in the series. Eleven of the last 15 games in the series have been decided by one score or less. MSU head coach **Mark Dantonio** is 4-4 against Notre Dame, including a 2-1 mark in Spartan Stadium. The Spartans won at Notre Dame last season, 36-28.

• Former Michigan State All-American wide receiver **Kirk Gibson** has been named honorary captain for the Notre Dame game. Gibson will have his name and number (No. 23) added to the Spartan Stadium "Ring of Fame" during a ceremony on Saturday night. Gibson is MSU's latest inductee into the College Football Hall of Fame and will be officially enshrined into the hall on Dec. 5 in New York City. The National Football Foundation will also be on hand for its on-campus salute.

• Michigan State ranks second among opponents in all-time victories (29) over Notre Dame. Only USC (37) has posted more wins over the Irish than the Spartans.

• Michigan State's defense has not allowed an offensive touchdown through the first two games of the season. MSU ranks among the Big Ten leaders in several defensive categories, including total defense (first at 203.5 ypg.), third-down percentage defense (first at .107), passing defense (first at 112.0 ypg.), pass efficiency defense (first with 63.48 rating), first downs defense (first with 20), red-zone defense (second at .500), scoring defense (fourth at 12.0 ppg.) and rushing defense (fourth at 91.5 ypg.). The Spartans also lead the FBS in third-down defense (.107) and rank second in the nation in pass efficiency defense (63.48) and third in total defense (203.5 ypg.).



2017 SPARTAN FOOTBALL GAME NOTES

MICHIGAN STATE QUICK FACTS

GENERAL INFORMATION

Location: East Lansing, Mich.
Enrollment: 50,344 (fall 2016)
Conference: Big Ten (East Division)
Nickname: Spartans
Colors: Green and White
President: Dr. Lou Anna K. Simon
Athletics Director: Mark Hollis
Stadium (Capacity): Spartan Stadium (75,005)
Surface: Natural Grass
Press Box Number: 517-353-0630

COACHING STAFF

Head Coach:
 Mark Dantonio (South Carolina, 1979)
Record at MSU: 92-42 (11th season)
Career Record: 110-59 (14th season)
Associate Head Coach/Co-Defensive Coordinator/Secondary: Harlon Barnett (11th year; Michigan State, 1990)
Assistant Head Coach/Offensive Line/Recruiting Coordinator: Mark Staten (11th year; Miami-Ohio, 2001)
Co-Defensive Coordinator/Linebackers:
 Mike Tressel (11th year; Cornell [Iowa] College, 1996)
Co-Offensive Coordinator/Running Backs:
 Dave Warner (11th year; Syracuse, 1982)
Co-Offensive Coordinator/Tight Ends:
 Jim Bollman (fifth year; Ohio, 1977)
Defensive Tackles:
 Ron Burton (fifth year; North Carolina, 1987)
Quarterbacks:
 Brad Salem (eighth year; Augustana College, 1992)
Wide Receivers:
 Terrence Samuel (seventh year; Purdue, 1995)
Defensive Ends/Special Teams:
 Mark Snyder (third year; Marshall, 1988)
Assistant AD/Director of Football Operations:
 Tim Allen (10th year; Bethel [Kansas] College, 1986)
Director of Player Personnel:
 Sheldon White (second year; Miami-Ohio, 1988)

FOOTBALL HISTORY

All-Time Record: 686-450-44 (.600)
First Season of Football: 1896
Bowl Games: 26 (11-15)
National Championships: 6 (1951, 1952, 1955, 1957, 1965, 1966)
Big Ten Championships: 9 (1953, 1965, 1966, 1978, 1987, 1990, 2010, 2013, 2015)
Big Ten Division Championships: 3 (2011, 2013, 2015)
College Football Playoff appearances: 1 (2015)

2017 SPARTAN CAPSULE

Offense: Multiple | **Defense:** Multiple 4-3
Lettermen Lost: 37 (20 offense, 15 defense, 2 specialists)
Lettermen Returning: 39 (16 offense, 21 defense, 2 specialists)
Starters Lost: 14 (7 offense, 5 defense, 2 specialists)
Starters Returning: 13 (4 offense, 7 defense, 2 specialists)
Offensive Starters Lost (8): OT Kodi Kieler*, FB Prescott Line, OT Miguel Machado*, WR Monty Madaris, C Benny McGowan, QB Tyler O'Connor, TE Josiah Price, WR R.J. Shelton
Offensive Starters Returning (4): OG Brian Allen*, OT Cole Chewins*, OG Tyler Higby*, RB LJ Scott
 * Counting six offensive linemen as starters in 2016; several starting combinations were used during the season.
Defensive Starters Lost (8): LB Riley Bullough, CB Vayante Copeland*, FS Demetrious Cox, CB Darian Hicks*, DE Evan Jones, NT Malik McDowell, SS Montae Nicholson, DT Kevin Williams
Defensive Starters Returning (4): DE Demetrious Cooper, LB Andrew Dowell, LB Chris Frey, CB Justin Layne*
 * Counting three starting cornerbacks as starters in 2016.

• Last fall marked the 50th anniversary of the famous "Game of the Century" 10-10 tie between No. 1 Notre Dame and No. 2 Michigan State on Nov. 19, 1966, in Spartan Stadium. Thirty-one players from that game went on to play in the NFL, including 10 first-round draft picks. Several members from both of those teams will have a reunion this weekend in East Lansing.

• The Michigan State-Notre Dame series began 120 years ago in 1897, making it one of the 27 oldest rivalries in college football. It also ranks as one of only three rivalries among those 27 – joining Army-Navy and Auburn-Georgia Tech – that does not involve either intrastate or current conference rivals.

• Michigan State is in the midst of its second-winningest decade in school history. The Spartans are 70-25 (.737) since 2010 and during that span, MSU has claimed three Big Ten Championships (2010, 2013, 2015) and three Big Ten Division titles (2011, 2013, 2015). In addition, the Spartans recorded a school-record four consecutive bowl victories (2012 Outback against No. 18 Georgia, 2012 Buffalo Wild Wings against TCU, 2014 Rose Bowl Game against No. 5 Stanford, 2015 Cotton Bowl Classic against No. 4 Baylor), which also tied a Big Ten record. MSU was the only school to finish in the top-six of the national polls from 2013-15 (No. 3 in 2013, No. 5 in 2014, No. 6 in 2015).

• The 70 wins this decade are second most in the Big Ten and 12th most in the NCAA Football Bowl Sub-division, while the 41 wins since 2013 are tied for third in the Big Ten and tied for eighth most in the FBS. The 36 wins from 2013-15 marked the winningest three-year stretch in the history of the program. MSU's highest winning percentage by decade is currently the 1950s (.766, 70-21-1 record).

• Now in his 11th season as head coach of the Spartans, Dantonio owns a 92-42 (.687) record. Dantonio has won the most Big Ten Championships (three) and bowl games (four) of any Spartan head coach and also ranks first with nine bowl appearances. **He is the only active Big Ten coach to win multiple Big Ten Championships (2010, 2013, 2015), claim a victory in the Rose Bowl (2014), and coach in the College Football Playoff (2015).** The second-winningest coach in school history with 92 victories, trailing only Hall of Famer Duffy Daugherty (109), Dantonio also ranks first in program history in conference winning percentage (.654, 53-28 record, minimum 10 games), second in home wins (55) and AP Top 25 victories (17), tied for second in Big Ten wins (53) and AP Top 25 finishes (six), and fifth in overall winning percentage (.687).

MICHIGAN STATE-NOTRE DAME SERIES: NOTES AND STATISTICS

TEAM COMPARISONS –

	Michigan State	Notre Dame
Basic Offense	Multiple	Spread
Basic Defense	Multiple 4-3	Multiple
Offensive Starters Returning	4	8
Defensive Starters Returning	4	7
Specialists Returning	2	3

STAT LEADERS –

Michigan State:

Rushing – Brian Lewerke (17 carries for 150 yards, 8.8 avg, 2 TDs)
 Passing – Brian Lewerke (35-of-54, .648, 411 yards, 4 TDs, 1 INT)
 Receiving – Darrell Stewart (9 catches for 118 yards, 13.1 avg., 0 TDs)
 Tackles – Joe Bachie (21 tackles, 6 solos, 15 assists, 0.5 TFLs)

Notre Dame:

Rushing – Josh Adams (56 carries for 443 yards, 7.9 avg, 2 TDs)
 Passing – Brandon Wimbush (48-of-94 for 490 yards, 2 TDs, 2 INTs)
 Receiving – Alize Mack (9 catches for 101 yards, 11.2 avg, 0 TDs)
 Tackles – Nyles Morgan (25 tackles, 9 solo, 16 assists, 3 TFLs, 1 sack)



WEEKLY MEDIA PLANNER

Monday, Sept. 18	Tuesday, Sept. 19	Wednesday, Sept. 20	Thursday, Sept. 21	Friday, Sept. 22	Saturday, Sept. 23	Sunday, Sept. 24
No media availability. 7:37 a.m. Mark Dantonio's weekly interview on WJR 760-AM. 5:30 p.m. Spartan Football All-Access TV show debuts on FOX Sports Detroit.	11:15 a.m. Game notes available at msuspartans.com. 11:30 a.m. Mark Dantonio's weekly press conference (Spartan Stadium/North End Zone - Media Center). Live on SpartanSportsNetwork.com. Selected players available for interviews following Dantonio's press conference. 12:32 p.m. Mark Dantonio's weekly Big Ten Teleconference. 3:45 p.m. Closed practice.	12:30 p.m. Co-defensive coordinator/linebackers coach Mike Tressel and offensive line coach Mark Staten will be available for brief interviews (10 minutes each) in the Skandalaris Football Center lobby. 3:45 p.m. Closed practice.	No media availability. 3:45 p.m. Closed practice. 7-8 p.m. Mark Dantonio Weekly Radio Show at Reno's East on 1310 Abbot Rd. in East Lansing (live on Spartan Sports Network radio affiliates and SSN 24/7 app).	TBA Walk-thru. Closed to media and no interviews.	8:17 p.m. Kickoff vs. Notre Dame (FOX). 	No media availability.

STAT COMPARISON (CONFERENCE RANK, FBS RANK) –

	Michigan State	Notre Dame
Scoring	31.5 (11/66)	39.0 (-/32)
Total Offense	461.0 (5/43)	494.0 (-/23)
Rushing Offense	255.5 (3/15)	330.7 (-/5)
Passing Offense	205.5 (9/82)	163.3 (-/114)
Time of Possession	35:25 (4/8)	27:41 (-/91)
Third Down Conversions	.500 (2/13)	.375 (-/86)
Red Zone Offense	.875 (8/52)	1.000 (-/1)
Sacks Allowed	1.00 (3/17)	1.67 (-/54)
Scoring Defense	12.0 (4/12)	18.7 (-/39)
Total Defense	203.5 (1/3)	352.0 (-/56)
Rushing Defense	91.5 (4/17)	151.7 (-/78)
Passing Defense	112.0 (1/8)	200.3 (-/49)
Third Down Conversions Defense	.107 (1/1)	.255 (-/16)
Red Zone Defense	.500 (2/5)	.909 (-/103)
Sacks	2.50 (6/47)	2.00 (-/63)
Turnover Margin	-1.50 (13/115)	0.33 (-/51)
Fewest Penalty Yards	27.50 (1/4)	42.67 (-/35)

A QUICK GLANCE AT NOTRE DAME (2-1) –

• The Fighting Irish bring a 2-1 record into Saturday's clash with the Spartans. Notre Dame is currently on a win-loss pattern through its first three games, beating Temple, 49-16, in the season-opener on Sept. 2, before losing to No. 15 Georgia, 20-19, on Sept. 9. In their first road game of the season, the Fighting Irish won at Boston College, 49-20, last Saturday.

• Notre Dame head coach **Brian Kelly** is in his eighth season at the helm of the Fighting Irish, posting a 61-32 record. Overall, Kelly has a 232-89-2 record in his 27th year as a collegiate head coach. Kelly has strong ties to Michigan, as he was head coach at Grand Valley State for 13 seasons from 1991-2003, posting a 118-35-2 mark there before spending three seasons at Central Michigan from 2004-06, logging a 19-16 ledger with the Chippewas. Kelly then spent three seasons at Cincinnati from 2007-09 and recorded a 34-6 mark before becoming the Fighting Irish head coach in 2010.

• Last week at Boston College, Notre Dame pulled away from a 14-10 halftime lead with 35 second-half points for a 49-20 victory. After the Eagles kicked a field goal early in the third quarter to close to 14-13, the Fighting Irish reeled off 21 unanswered points spanning the rest of the third quarter and early fourth frame to open a 35-13 advantage. Junior quarterback **Brandon Wimbush** scored four rushing TDs on the day as part of his 207 yards on 21 carries, setting a new Notre Dame record for single-game rushing yards by an ND quarterback. Fellow junior running back **Josh Adams** rushed for 229 yards on 18 carries to combine with Wimbush for the first time in the storied history of Notre Dame that two players rushed for 200 yards in a game.

• The Fighting Irish amassed 515 rushing yards on 51 carries to go with 96 passing yards for 611 yards of total offense. The Notre Dame defense yielded 400 yards of total offense by BC, with 215 yards passing and 185 rushing yards.

AROUND THE BIG TEN

2017 BIG TEN STANDINGS				
	Conf.	Games	All Games	
East Division				
Ohio State	1-0	1.000	2-1	.667
Maryland	0-0	.000	2-0	1.000
Michigan	0-0	.000	3-0	1.000
Michigan State	0-0	.000	2-0	1.000
Penn State	0-0	.000	3-0	1.000
Rutgers	0-0	.000	1-2	.333
Indiana	0-1	.000	1-1	.500
West Division				
Minnesota	0-0	.000	3-0	1.000
Iowa	0-0	.000	3-0	1.000
Wisconsin	0-0	.000	3-0	1.000
Illinois	0-0	.000	2-1	.667
Northwestern	0-0	.000	2-1	.667
Purdue	0-0	.000	2-1	.667
Nebraska	0-0	.000	1-2	.333



THIS WEEK'S SCHEDULE

UNLV at Ohio State, 12 p.m. (BTN)
Central Florida at Maryland, 3 p.m. (FS1)
Georgia Southern at Indiana, 3:30 p.m. (BTN)
Rutgers at Nebraska, 3:30 p.m. (BTN)
Michigan at Purdue, 4 p.m. (FOX)
Penn State at Iowa, 7:30 p.m. (ABC)
Notre Dame at Michigan State, 8 p.m. (FOX)

LAST WEEK'S RESULTS

Ohio State 38, Army West Point 7
Michigan 29, Air Force 13
South Florida 47, Illinois 23
Northern Illinois 21, Nebraska 17
Rutgers 65, Morgan State 0
Iowa 31, North Texas 14
Minnesota 30, Middle Tennessee State 3
Wisconsin 40, BYU 6
Purdue 35, Missouri 3
Penn State 56, Georgia State 0
Northwestern 49, Bowling Green 7



2017 SPARTAN FOOTBALL GAME NOTES

ATHLETIC COMMUNICATIONS

GENERAL INFORMATION

Mailing Address

Breslin Center, 534 Birch Road, Room Z-22
East Lansing, MI 48824

Office Phone (517) 355-2271

Fax (517) 353-9636

Website..... msuspartans.com

SOCIAL MEDIA

Facebook..... MSUAthletics

Twitter (Football)..... @MSU_Football

Twitter (Athletics)..... @MSU_Athletics

Instagram..... MSU_Spartans

YouTube Channel..... MSUSpartanAthletics

Pinterest..... MSUAthletics

STAFF

Associate AD/Communications Matt Larson

Email larsom@ath.msu.edu

Assistant Director/Football Contact Ben Phlegar

Cell Phone (517) 896-0031

Email phlegarb@ath.msu.edu

Assistant Director/Football Contact Zach Fisher

Cell Phone (517) 896-2413

Email zfisher@ath.msu.edu

Athletic Communications Director Jamie Baldwin

Email jweir@ath.msu.edu

Assistant Director Jeff Barnes

Email jbarnes@ath.msu.edu

Assistant Director Kara Fisher

Email kfisher@ath.msu.edu

Video Producer Bob Armstrong

Email armstr84@ath.msu.edu

Director of Digital Production Nick Baker

Email nbaker@ath.msu.edu

Video Producer Jacob Huber

Email huberjac@ath.msu.edu

Senior All-Access Producer Justin Garant

Email garantju@ath.msu.edu

Video Producer Matt McCullough

Email mccull13@ath.msu.edu

Video Producer Ben Owen

Email owenbenj@ath.msu.edu

Video Producer Julian Stall

Email stalljul@ath.msu.edu

Director of Graphic Design Kyle Barnes

Email kyle.barnes@ath.msu.edu

Office Assistant Paulette Martis

Email martis@ath.msu.edu

Staff Assistant Grace Amberg

Email ambergg1@ath.msu.edu

Staff Assistant Chelsey Stoa

Email stoachel@ath.msu.edu

Video Staff Assistant Nathan Wiseman

Email wisema47@ath.msu.edu



msuspartans.com



MSUAthletics



@msu_football
@msu_athletics



MSUSpartanAthletics

• For the season, Notre Dame is averaging 494.0 yards per game, while holding the opposition to 352.0 yards per game. The Fighting Irish offense averaged 330.7 ypg rushing and 163.3 ypg passing.

• Adams leads the Notre Dame rushing attack with 443 yards on 56 carries (147.7 ypg/7.9 ypc) with two TDs. Wimbush has 314 rushing yards on 49 carries (104.7 ypg/6.4 ypc) with six scores.

• Wimbush is 48-of-94 passing for 490 yards (163.3 ypg) with two TDs and two INTs.

• Junior tight end **Alize Mack** has been Wimbush's top target with nine catches for 101 yards (11.2 ypc), while Adams is second on the team in receptions with eight for 69 yards (8.6 ypc). Junior wide receiver **Equanimeous St. Brown** has seven catches for 99 yards (14.1 ypc) with one of ND's two TDs, while junior tight end Nic Weishar has the other.

• Junior linebacker **Te'von Coney** leads the Fighting Irish defense with 25 tackles, including 1.5 tackle for loss and one sack. The senior linebacker duo of **Nyles Morgan** and **Greer Martini** are close behind, as Morgan has 24 stops with three TFLs and one sack, while Martini has 22 tackles with two TFLs. Both Morgan and Martini add one forced fumble apiece. Senior linebacker **Drue Tranquill** had a team-best 3.5 TFLs and has one INT.

• Sophomore cornerback **Shaun Crawford** has two interceptions and two pass break-ups.

• Junior placekicker **Justin Yoon** is 15-of-15 on PATs and is 4-of-6 on field goals with a long of 42-yards.

• Junior punter **Tyler Newsome** has a 47.3 yards per punt average on 18 punts with a long of 59 yards, including five inside the 20.

MSU/NOTRE DAME CONNECTIONS –

• Notre Dame's **Brian Kelly** succeeded Michigan State's **Mark Dantonio** as head coach at Cincinnati. Dantonio (2004-06) and Kelly (2007-09) each enjoyed three-year stints with the Bearcats.

• Michigan State associate strength and conditioning coach **Lorenzo Guess** spent two seasons (2010-11) as an assistant director of strength and conditioning at Notre Dame while working with head coach Brian Kelly. Guess also worked with Kelly for one season at Cincinnati as a tight ends coach, helping the Bearcats to a 12-1 record in 2009 and an appearance in the Sugar Bowl following UC's second straight BIG EAST Championship.

• Notre Dame special teams coordinator **Brian Polian** spent the 1997 season as an offensive graduate assistant at Michigan State under former head coach **Nick Saban**.

• Michigan State recruiting operations coordinator **Butler Benton** spent 15 months as the assistant director of player development, engagement and academic enhancement at Notre Dame under Brian Kelly.

• Michigan State's veteran play-by-play radio announcer **George Blaha** graduated from Notre Dame in 1966 with a degree in economics. Blaha is in his 40th season as the Spartans' radio voice.

ALL-TIME SERIES RESULTS VS. NOTRE DAME

Overall: 29-48-1

H: 15-19-1; A: 14-29-0

1897	L	6-34	A	1960	W	21-0	A	1987	L	8-31	A
1898	L	0-53	A	1961	W	17-7	H	1988	L	3-20	H
1899	L	0-40	A	1962	W	31-7	A	1989	L	13-21	A
1900	L	0-33	A	1963	W	12-7	H	1990	L	19-20	H
1901	L	0-12	A	1964	L	7-34	A	1991	L	10-49	A
1902	L	0-28	A	1965	W	12-3	A	1992	L	31-52	H
1903	L	0-12	A	1966	T	10-10	H	1993	L	14-36	A
1904	L	0-28	A	1967	L	12-24	A	1994	L	20-21	H
1905	L	0-5	A	1968	W	21-17	H	1995	W	23-7	A
1906	L	0-17	A	1969	L	28-42	A	1996	W	45-23	H
1907	L	0-17	A	1970	L	0-29	H	1997	W	23-13	A
1908	W	17-0	H	1971	L	2-14	A	1998	W	27-21	H
1909	L	0-14	H	1972	L	0-16	H	1999	W	17-10	A
1910	L	0-23	A	1973	L	10-14	A	2000	W	17-21	H
1911	W	13-7	H	1974	L	14-19	H	2001	L	17-21	A
1912	L	0-13	A	1975	W	10-3	A	2002	W	22-16	H
1913	L	0-25	H	1976	L	6-24	H	2003	L	24-31	H
1914	L	0-48	A	1977	L	6-16	A	2004	W	44-41 (OT)	A
1915	L	7-26	A	1978	L	25-29	H	2005	L	37-40	H
1916	L	21-34	H	1979	L	3-27	A	2006	W	31-14	A
1917	W	36-33	A	1980	L	21-26	H	2007	W	23-7	H
1918	W	35-0	H	1981	L	7-20	A	2008	L	30-33	A
1919	W	21-3	H	1982	L	3-11	H	2009	W	34-31 (OT)	H
1920	W	21-3	H	1983	W	28-23	A	2010	L	13-31	A
1921	L	19-20	A	1984	L	20-24	H	2011	L	3-20	H
1922	W	21-7	H	1985	L	10-27	A	2012	L	13-17	A
1923	W	47-14	A	1986	W	20-15	H	2013	L	13-17	A
1924	W	34-6	H					2014	W	36-28	H
1925	W	19-0	H								

2017 SPARTAN FOOTBALL GAME NOTES



MSU/NOTRE DAME SERIES NOTES –

• Saturday's game marks the 79th meeting between Michigan State and Notre Dame. The Irish lead the all-time series 48-29-1, including a 19-15-1 record in games played in East Lansing. The Spartans have won 11 of the last 18 meetings in the series. Eleven of the last 15 games in the series have been decided by one score or less. MSU head coach **Mark Dantonio** is 4-4 against Notre Dame, including a 2-1 mark in Spartan Stadium.

• Michigan State ranks second among opponents in all-time victories (29) over Notre Dame. Only USC (37) has posted more wins over the Irish than the Spartans.

• The Spartans recorded six straight victories in Notre Dame Stadium from 1997-2007. The six-game winning streak was the longest run by an Irish opponent in the history of Notre Dame Stadium.

Here's a look at MSU's results against Notre Dame under Michigan State head coach **Mark Dantonio** (4-4):

Date	Result	Site
Sept. 22, 2007	MSU 31, Notre Dame 14	Notre Dame
Sept. 20, 2008	MSU 23, Notre Dame 7	East Lansing
Sept. 19, 2009	Notre Dame 33, MSU 30	Notre Dame
Sept. 18, 2010	MSU 34, Notre Dame 31 (OT)	East Lansing
Sept. 17, 2011	Notre Dame 31, No. 15 MSU 13	Notre Dame
Sept. 15, 2012	No. 20 Notre Dame 20, No. 10 MSU 3	East Lansing
Sept. 21, 2013	No. 22 Notre Dame 17, MSU 13	Notre Dame
Sept. 17, 2016	No. 12 MSU 36, No. 18 Notre Dame 28	Notre Dame

THE LAST MEETING –

Sept. 17, 2016, in Notre Dame, Ind. (AP): Twelfth-ranked Michigan State didn't panic when No. 18 Notre Dame scored three straight touchdowns to cut a 29-point lead to 36-28 with just over six minutes left. The Irish didn't get any closer after **DeShone Kizer** was sacked for a 5-yard loss by **Raequan Williams** on third-and-2 and Notre Dame punted with 3:37 left in the game and the Spartans (2-0) ran out the clock.

Tyler O'Connor, a fifth-year senior making his third career start, was 19 of 26 passing for 241 yards, two touchdowns and one interception on a deflected pass. **Gerald Holmes** ran for 100 yards and two touchdowns, including a 73-yard score, while **LJ Scott** had 98 yards on 22 carries. The Spartans racked up 501 yards of total offense in winning at Notre Dame for the first time since 2007.

SPARTANS RANK SECOND IN ALL-TIME VICTORIES vs. NOTRE DAME –

Michigan State ranks second among opponents in all-time victories (29) over Notre Dame. Only USC (37) has posted more wins over the Irish than the Spartans.

All-Time Wins vs. Notre Dame

Opponent	Games Played	Wins vs. ND
USC	88	37
Michigan State	78	29
Purdue	86	26
Michigan	42	24
Pittsburgh	70	21

MEGAPHONE TROPHY –

• Since 1949, the winner of the Michigan State-Notre Dame game has been presented the Megaphone Trophy, sponsored jointly by the Detroit alumni clubs of both schools. The megaphone is printed half blue, with a gold ND monogram, and half white, with a green MSC. All previous game scores are listed on the trophy.

MSU vs. NOTRE DAME RANKS AMONG NATION'S OLDEST RIVALRIES –

• The Michigan State-Notre Dame series began 119 years ago in 1897, making it one of the 27 oldest rivalries in college football. It also ranks as one of only three rivalries among those 27 – joining Army-Navy and Auburn-Georgia Tech – that does not involve either intrastate or current conference rivals.

POLLS (SEPT. 17)

ASSOCIATED PRESS

Rk.	School	Record
1.	Alabama (45)	3-0
2.	Clemson (15)	3-0
3.	Oklahoma (1)	3-0
4.	Penn State	3-0
5.	USC	3-0
6.	Oklahoma State	3-0
7.	Washington	3-0
8.	Michigan	3-0
9.	Wisconsin	3-0
10.	Ohio State	2-1
11.	Georgia	3-0
12.	Florida State	0-1
13.	Virginia Tech	3-0
14.	Miami	1-0
15.	Auburn	2-1
16.	TCU	3-0
17.	Mississippi State	3-0
18.	Washington State	3-0
19.	Louisville	2-1
20.	Florida	1-1
21.	South Florida	3-0
22.	San Diego State	3-0
23.	Utah	3-0
24.	Oregon	3-0
25.	LSU	2-1

USA TODAY/AMWAY COACHES

Rk.	School	Record
1.	Alabama (59)	3-0
2.	Clemson (6)	3-0
3.	Oklahoma	3-0
4.	Penn State	3-0
5.	USC	3-0
6.	Washington	3-0
7.	Oklahoma State	3-0
8.	Michigan	3-0
9.	Ohio State	2-1
10.	Wisconsin	3-0
11.	Florida State	0-1
12.	Georgia	3-0
13.	Virginia Tech	3-0
14.	Miami	1-0
15.	TCU	3-0
16.	Auburn	2-1
17.	South Florida	3-0
18.	Washington State	3-0
19.	Mississippi State	3-0
20.	Louisville	2-1
21.	Utah	3-0
22.	Florida	1-1
23.	LSU	2-1
24.	Oregon	3-0
25.	San Diego State	3-0

(First-place votes)

Bold indicates MSU opponent



2017 SPARTAN FOOTBALL GAME NOTES

2017 HONORS & AWARDS

#65 BRIAN ALLEN (Sr., OL)

- 2017 Team Captain
- 2017 Eagles council member
- NFF Scholar-Athlete Class nominee
- Preseason All-Big Ten selection by Athlon Sports (first team) and CollegeFootballNews.com (first team)
- Featured on preseason watch lists for the Outland Trophy (nation's most outstanding interior lineman) and Rimington Trophy (nation's top center)
- Named one of top 30 players in Big Ten by CollegeFootballNews.com

#35 JOE BACHIE (So., LB)

- 2017 Eagles council member

#38 BYRON BULLOUGH (Jr., LB)

- 2017 Eagles council member

#61 COLE CHEWINS (So., OT)

- 2017 Eagles council member

#5 ANDREW DOWELL (Jr., LB)

- 2017 Eagles council member

#23 CHRIS FREY (Sr., LB)

- 2017 Team Captain
- 2017 Eagles council member
- Preseason All-Big Ten (third team) by Athlon Sports

#25 JAKE HARTBARGER (Jr., P)

- Ray Guy Award Watch List

#24 GERALD HOLMES (Sr., RB)

- 2017 Eagles council member

#49 SHANE JONES (Sr., LB)

- 2017 Eagles council member

#14 BRIAN LEWERKE (So., QB)

- 2017 Eagles council member

#44 GRAYSON MILLER (Jr., S)

- 2017 Eagles council member

#10 MATT MORRISSEY (Jr., S)

- 2017 Eagles council member

#3 LJ SCOTT (Jr., RB)

- Maxwell Award Player of the Year Watch List
- Doak Walker Award Watch List
- Preseason All-Big Ten (second team) by Athlon Sports
- Named one of top 30 players in Big Ten by CollegeFootballNews.com

#15 TYSON SMITH (Jr., CB)

- Orange Bowl Courage Award nominee
- Disney Sports Spirit Award nominee

#81 MATT SOKOL (Jr., TE)

- 2017 Eagles council member

#6 DAMION TERRY (Sr., QB)

- 2017 Eagles council member

#99 RAEQUAN WILLIAMS (So., DT)

- 2017 Eagles council member

#27 KHARI WILLIS (Jr., S)

- 2017 Eagles council member

GAME OF THE CENTURY: 50TH ANNIVERSARY –

• Last fall marked the 50th anniversary of the famous “Game of the Century” 10-10 tie between No. 1 Notre Dame and No. 2 Michigan State on Nov. 19, 1966, in Spartan Stadium. Thirty-one players from that game went on to play in the NFL, including 10 first-round draft picks. Four Michigan State players from the game were selected in the first eight picks on the 1967 NFL Draft (No. 1, Colts, DE **Bubba Smith**; No. 2, Vikings, RB **Clinton Jones**; No. 5, Oilers, LB **George Webster**; No. 8, Vikings, WR **Gene Washington**). Several members from both of those teams will have a reunion this weekend in East Lansing.

A FAMILY AFFAIR –

• Junior linebacker **Byron Bullough** has plenty of bloodlines involved in the Michigan State-Notre Dame rivalry. Byron is a third-generation Spartan, following in the footsteps of his grandfather **Hank** (guard, 1952-54) and father **Shane** (linebacker, 1983-86) who played football at Michigan State. Byron's grandfather **Jim Morse** (halfback, 1954-56) played for Coach **Terry Brennan** at Notre Dame, and his uncles **Chuck Bullough** (Michigan State, linebacker, 1988-91), **Bobby Morse** (Michigan State, running back, 1983-86) and **Jim Morse** (Notre Dame, cornerback, 1976-77) played college football. Byron's two older brothers, **Max** (2010-13) and **Riley** (203-16), were both four-year letterwinners and middle linebackers for the Spartans. In addition, Byron's mother, **LeeAnn**, is a Notre Dame graduate.

SPARTANS FOLLOWING BYE WEEKS UNDER DANTONIO –

• Michigan State is coming off its only bye week of the season following its Week 2 win over Western Michigan on Sept. 9. MSU is 6-4 after bye weeks under Dantonio.

POST-GAME NOTES FROM THE WESTERN MICHIGAN GAME –

• With the 28-14 victory over Western Michigan on Sept. 9, Michigan State won its 11th straight game over the Broncos . . . MSU leads the all-time series, 13-2, including a 9-0 record in Spartan Stadium.

• MSU head coach **Mark Dantonio** is 5-0 in his MSU career against WMU, and his teams have outscored the Broncos, 178-79 (average score: 36-16).

OFFENSE

• **Brian Lewerke** ran for a career-high 81 yards, the most by a Spartan quarterback since **Drew Stanton** had 83 against Purdue in Nov. 4, 2006 . . . Lewerke scored his first career rushing touchdown on a 61-yard run in the first quarter, the longest TD run by a Spartan quarterback since **Charlie Baggett** on Oct. 27, 1973 vs. Purdue (69 yards) . . . it tied the longest rush by a Spartan QB since **Damon Dowdell** also had a 61-yard run against Wisconsin on Nov. 13, 2004 . . . the last time a Spartan QB had a longer run was **Bobby McAllister** at Purdue (70 yards) on Nov. 5, 1988 . . . Lewerke also had a 1-yard TD run in the third quarter . . . Lewerke became the first Spartan QB to record two rushing TDs in a single game since **Drew Stanton** in 2006 against Eastern Michigan (Sept. 9) . . . Lewerke finished with 242 yards of total offense, as he was 13-of-21 passing for 161 yards and one touchdown.

• Michigan State rushed for 296 yards, the most by the Spartans in a single game since they ran for 330 yards at Indiana on Oct. 18, 2014.

• **Felton Davis III** recorded a career-high 69 receiving yards on a team-high four receptions.

• For the second consecutive game, **Darrell Stewart Jr.** led the Spartans with 159 all-purpose yards (career-high 70 rushing, 33 receiving, 51 kick return, 5 punt return).

• **LJ Scott** collected 111 all-purpose yards, including a team-high 86 yards on the ground . . . on fourth-and-1 on the MSU 45-yard line with 12:49 in the fourth quarter, Scott busted loose for a 44-yard run that set up the Spartans' fourth and final touchdown of the game, a 2-yard run by Scott with 10:48 left . . . Scott also caught a 15-yard TD from Lewerke in the second quarter.

DEFENSE

• Michigan State limited Western Michigan to 195 yards of total offense (116 rushing; 79 passing) . . . last week at No. 4 USC, the Broncos had 357 yards of total offense (263 rushing, 94 passing).

• MSU's defense hasn't allowed a touchdown this season . . . WMU scored touchdowns on a 67-yard fumble return by **Darius Phillips** and also a 100-yard kickoff return by **Phillips**.

• The Spartans held Western Michigan to 1-of-15 on third down and also stopped the Broncos twice on fourth down (3-of-5).



- MSU had four sacks, the most in a single game for the Spartans since Sept. 26, 2015, against Central Michigan.

- For the second consecutive game, **Joe Bachie** led the Spartans with a career-high 11 tackles.

- Josiah Scott** recorded his first career interception in the first quarter.

TYSON SMITH NOMINATED FOR ORANGE BOWL COURAGE AWARD & DISNEY SPORTS SPIRIT AWARD –

- Junior cornerback **Tyson Smith**, who suffered a stroke last November and wasn't medically cleared to play football until late June, has been nominated for the Orange Bowl Courage Award and the Disney Sports Spirit Award. In his first game back, Smith returned an interception 38 yards for a touchdown in the season-opening win against Bowling Green on Sept. 2.

- Smith missed all of winter conditioning and spring practice while recovering from his stroke. He was cleared to play June 29 and reported for Michigan State's preseason camp on July 30.

- After the game, Smith told reporters: "The feeling when I stepped on the field, it was more than football, it was a blessing. I'm still me and I felt normal, but I didn't know for sure if I was normal...Everybody was behind me, but I thought it was a low chance of me coming back...It meant everything in the world (to have my teammates celebrate with me after the touchdown). Those guys were behind me when I was out. To see that they were behind me, that meant a lot."

- The Orange Bowl Courage Award honors players in college football who show great courage in the face of adversity. Michigan State's **Arthur Ray Jr.**, who battled back from cancer to see the field in 2011, won the Orange Bowl Courage Award in 2011.

- Since 1996, the Disney Sports Spirit Award has been presented annually to college football's most inspirational student-athlete, team, coach, fan or figure who has overcome extraordinary physical or emotional hardships or other challenges, while exhibiting a selfless nature and good sportsmanship. The award will be presented for the 22nd consecutive year on Dec. 7 during the ESPN live telecast of The Home Depot College Football Awards.

QUICK LOOK AT THE 2017 SCHEDULE –

- Michigan State will face nine teams on its 2017 schedule that appeared in postseason bowl games last season, including eight Big Ten opponents.

- The Spartans open the 2017 season with four consecutive home games for the first time since 2002 and for only the fifth time in school history (1918: 5 straight, 1924: 4, 1928: 5, 2002: 5; 2017: 4).

- Michigan State will play a total of seven home games in 2017, including three nonconference contests (Bowling Green, Western Michigan, Notre Dame) and four Big Ten games (Iowa, Indiana, Penn State, Maryland).

- Michigan State will host Notre Dame for the first time since 2012 on Sept. 17 in Spartan Stadium. The Spartans defeated the Fighting Irish at Notre Dame Stadium last season, 36-28. Dantonio is 4-4 in his tenure against Notre Dame, including a 2-1 record in East Lansing.

- The Spartans open Big Ten play against Iowa on Sept. 30 in Spartan Stadium. MSU also hosts Indiana (Oct. 21), Penn State (Nov. 4) and Maryland (Nov. 18) in Big Ten action, while traveling to Michigan (Oct. 7), Minnesota (Oct. 14), Northwestern (Oct. 27), Ohio State (Nov. 11) and Rutgers (Nov. 25).

PRONUNCIATION GUIDE

- #76 AJ Arcuri: r-CURE-e
- #35: Joe Bachie: BOTCHY (or like bocce ball)
- #38 Byron Bullough: BULL-uh
- #4: Matt Coghlin: cog-lynn
- #71 Chase Gianacacos: YAHN-uh-cock-OSE
- #83 Mufi Hill-Hunt: MOO-fee
- #93 Naquan Jones: NAY-kwon
- #42 Hussien Kadry: kah-DREE
- #79 Mustafa Khaleefah: MOO-stuh-fuh cuh-LEE-fuh
- #14 Brian Lewerke: luh-WUHR-key
- #28 Madre London: mah-dray
- #13 Mickey Macius: MAY-shiss
- #13 Laress Nelson: LUH-reece
- #45 Joe Palange: PUH-lan-g
- #72 Mike Panasiuk: pah-na-shuke (rhymes with luke)
- #96 Jacob Panasiuk: pah-na-shuke (rhymes with luke)
- #58 Devyn Salmon: SAL-min
- #34 Antjuan Simmons: ANN-twon
- #81 Matt Sokol: SO-kull
- #16 Brandon Sowards: SOW-irds (rhymes with wow)
- #51 Kyonta Stallworth: KEY-on-tay
- #92 DeAri Todd: DEE-ar-E
- #17 Tyriq Thompson: ty-REEK
- #48 Kenny Willekes: WILL-uh-KISS
- #27 Khari Willis: car-E
- #99 Raequan Williams: RAY-kwon



collegepressbox.com is the official media website for Division I football. Access and download weekly game notes, quotes, statistics, media guides, headshots, logos and more for the conference and each of its member schools. Login information will be distributed to accredited media or you can apply for a password by visiting collegepressbox.com/password.



2017 SPARTAN FOOTBALL GAME NOTES

SPARTAN SINGLE-GAME BESTS UNDER DANTONIO

Here's a look at the top single-game totals produced by Michigan State during head coach Mark Dantonio's tenure (2007-16; 134 games):

Rushing Yards: 368 vs. Indiana, 2007

Passing Yards: 424 vs. Northwestern, 2016

Total Yards: 662 vs. Indiana, 2014

First Downs: 33 vs. Indiana, 2015

Fewest Rushing Yards Allowed: -48 yards by Michigan, 2013

Fewest Passing Yards Allowed: 11 by Indiana, 2014

Fewest Total Yards Allowed: 48 by Florida Atlantic, 2011

Fewest First Downs Allowed: 1 by Florida Atlantic, 2011

Sacks By: 9 vs. Ohio State, 2011

Turnovers Forced: 6 vs. Eastern Michigan, 2014

Points (Game): 73 vs. Eastern Michigan, 2014

Points (Half): 49 (1st) vs. Eastern Michigan, 2014 (school record)

Points (Quarter): 28 (1st) vs. Eastern Michigan, 2014

Victory Margin: 59 vs. Eastern Michigan, 2014

Fewest Points Allowed (Game): 0 by Rutgers, 2016; by Purdue, 2013; by Florida Atlantic, 2011; by Florida Atlantic, 2008

COACHING STAFF - GAMEDAY LOCATIONS

On the field...

Head coach Mark Dantonio

Defensive tackles coach Ron Burton

Quarterbacks coach Brad Salem

Wide receivers coach Terrence Samuel

Offensive line coach Mark Staten

Co-defensive coordinator/linebackers Mike Tressel

In the booth...

Asst. head coach/co-defensive coordinator Harlon Barnett

Co-offensive coordinator/tight ends coach Jim Bollman

Co-offensive coordinator/running backs coach Dave Warner

Defensive ends/special teams coach Mark Snyder

BRIAN ALLEN, CHRIS FREY VOTED 2017 TEAM CAPTAINS –

• Following the last practice of preseason camp on Aug. 24, MSU head coach Mark Dantonio announced the 2017 captains to the team -- senior offensive lineman **Brian Allen** and senior linebacker **Chris Frey**.

• In addition, Dantonio announced the 15-man Eagle leadership council for the season, which includes Allen, Frey, sophomore linebacker **Joe Bachie**, junior linebacker **Byron Bullough**, sophomore offensive tackle **Cole Chewins**, junior linebacker **Andrew Dowell**, senior running back **Gerald Holmes**, fifth-year senior linebacker **Shane Jones**, sophomore quarterback **Brian Lewerke**, junior safety **Grayson Miller**, junior safety **Matt Morrissey**, junior tight end **Matt Sokol**, fifth-year senior quarterback **Damion Terry**, sophomore defensive lineman **Raequan Williams** and junior safety **Khari Willis**. The Eagles council will rotate throughout the season being game captains.

BYRON BULLOUGH AND ANDREW DOWELL NAMED GAME CAPTAINS AGAINST NOTRE DAME –

• Junior linebackers **Byron Bullough** and **Andrew Dowell** will be the Eagles to rotate as game captains against Notre Dame on Saturday. In order for all of the Eagles to serve as game captains twice, team captain **Chris Frey** didn't walk out to midfield for the Western Michigan game, and **Brian Allen** will not walk out to midfield for the Minnesota game.

YOUTH MOVEMENT –

• Michigan State features one of the youngest teams in the nation with 75 underclassmen on its 2017 roster (35 true freshmen, 16 redshirt freshmen, 24 sophomores), to go along with 24 juniors and 13 seniors.

• Twelve of MSU's 22 projected starters either on offense or defense are underclassmen (11 sophomores, one redshirt freshman), and 36 underclassmen are listed on the depth chart (14 sophomores, eight redshirt freshman, 14 true freshmen).

• A combined 18 true freshmen and redshirt freshmen saw action in their first collegiate game against Bowling Green. Redshirt freshmen (9): OL **Matt Allen**, CB **Austin Andrews**, DE **Drew Beesley**, OT **Luke Campbell**, WR **Cam Chambers**, PK **Matt Coghlin**, TE **Noah Davis**, DT **Naquan Jones**, DE **Brandon Randle**; True freshmen (9): TE **Matt Dotson**, OG **Kevin Jarvis**, WR **Laress Nelson**, DE **Jacub Panasiuk**, OG **Jordan Reid**, WR **Hunter Rison**, CB **Josiah Scott**, LB **Antjuan Simmons**, WR **Cody White**.

• Michigan State has already played 10 true freshmen (TE **Matt Dotson**, RB **Connor Heyward**, OG **Kevin Jarvis**, WR **Laress Nelson**, DE **Jacub Panasiuk**, OG **Jordan Reid**, WR **Hunter Rison**, CB **Josiah Scott**, LB **Antjuan Simmons**, WR **Cody White**), the most ever in one season under Dantonio (previous high: nine in 2016).

• Nine Spartans made their first career starts vs. Bowling Green (DE **Dillon Alexander**, LB **Joe Bachie**, CB **Josh Butler**, RT **Luke Campbell**, TE **Noah Davis**, WR **Trishton Jackson**, TE **Matt Sokol**, CB **Josiah Scott**, DE **Kenny Willekes**).

• Cornerback **Josiah Scott** became just the third true freshman position player to start in his collegiate debut in the Mark Dantonio era (WR **Mark Dell** in 2007; S **Isaiah Lewis** in 2010). Specialists who started as true freshmen in their collegiate debut under Dantonio include punter **Aaron Bates** in 2007 and long snapper **Taybor Pepper** in 2012.

MSU IN SEPTEMBER UNDER DANTONIO –

• Michigan State has won 13 of its last 16 as part of a 30-10 (.750) record in the ninth month of the calendar year under head coach **Mark Dantonio**.

Here's a closer look at Michigan State's September performances under Dantonio (30-10): 2007 (4-1), 2008 (4-0), 2009 (1-3), 2010 (4-0), 2011 (3-1), 2012 (2-2), 2013 (2-1), 2014 (2-1), 2015 (4-0), 2016 (2-1), 2017 (2-0).

2017 SPARTAN FOOTBALL GAME NOTES



SPARTAN BLOODLINES –

• Michigan State features six players on its 2017 roster whose fathers played for the Spartans. That total ranks tied for sixth most among FBS programs in 2017. Five of the six fathers played in the NFL.

Current Player (Yr., Pos.)	Father (Pos., Years Lettered)
#38 Byron Bullough (Jr., LB)	Shane Bullough (LB, 1983-86)
#30 Tanner Hallock (Fr., FB)	Ty Hallock (TE/FB, 1989-92)
#19 Nick Krumm (So., WR)	Todd Krumm (S, 1984-87)
#44 Grayson Miller (Jr., S)	John Miller (S, 1985-87)
#10 Matt Morrissey (Jr., S)	Jim Morrissey (TE/ILB, 1981-84)
#5 Hunter Rison (Fr., WR)	Andre Rison (WR, 1985-88)

ALL IN THE FAMILY –

• Michigan State features three sets of brothers on its 2017 roster: **Brian and Matt Allen**, **Andrew and David Dowell** (fraternal twins), and **Mike and Jacob Panasiuk**.

BRIAN LEWERKE PROVING TO BE A DUAL-THREAT QUARTERBACK –

• Sophomore **Brian Lewerke** leads the Spartans not only in total offense (561 yards; 280.5 ypg.) and passing (411 yards; 205.5 ypg.), but also in rushing (150 yards; 75.0 ypg.) and rushing touchdowns (2). Lewerke has led the Spartans in rushing the first two games (69 yards vs. Bowling Green; career-high 81 vs. Western Michigan). **Lewerke ranks fourth in the Big Ten in total offense (280.5 ypg.)**.

• Lewerke ran for a career-high 81 yards against Western Michigan, the most by a Spartan quarterback since Drew Stanton had 83 against Purdue in Nov. 4, 2006.

• Lewerke scored his first career rushing touchdown on a 61-yard run in the first quarter vs. WMU, the longest TD run by a Spartan quarterback since **Charlie Baggett** ran for a 69-yard score on Oct. 27, 1973 vs. Purdue. It tied the longest rush by a Spartan QB since **Damon Dowdell** also had a 61-yard run against Wisconsin on Nov. 13, 2004; the last time a Spartan QB had a longer run was **Bobby McAllister** at Purdue (70 yards) on Nov. 5, 1988.

• Lewerke also had a 1-yard TD run in the third quarter to become the first Spartan QB to record two rushing TDs in a single game since **Drew Stanton** in 2006 against Eastern Michigan (Sept. 9) . . . Lewerke finished with 242 yards of total offense against the Broncos, as he was 13-of-21 passing for 161 yards and one touchdown.

• The native of Phoenix, Arizona, recorded his first career win as a starting quarterback in the season-opening victory over Bowling Green while recording career highs in passing yards (250), completions (22), attempts (33), passing touchdowns (3) and total offense (319 yards) against the Falcons. Lewerke also rushed eight times for 69 yards.

• The 6-3, 212-pound Lewerke is 35-of-54 passing (.648) for 411 yards, four touchdowns and one interception in two games this season.

• Lewerke played in four games and started twice (Northwestern, Maryland) as a redshirt freshman in 2016 before suffering a season-ending injury (broken tibia) in the fourth quarter of the Michigan game on Oct. 28. He bounced back quickly from the injury and fully participated in all of spring practice.

• Last season, Lewerke became the first Spartan freshman quarterback to start a game (Northwestern) since 2004 (**Stephen Reaves** vs. Central Michigan).

• In six career games, Lewerke has completed 60 percent of his passes (66-for-111) for six touchdowns and two interceptions.

2017 SPARTAN SPORTS NETWORK RADIO AFFILIATES

City	Call Letters
Adrian	WABJ (AM 1490)
Alma	WQBX (FM 104.9)
Alma	WFYC (AM 1280)
Alpena	WKJZ (FM 94.9)
Ann Arbor	WLBY (AM 1290)
Bad Axe	WLEW (AM 1340/FM 102.1)
Battle Creek	WBCK (FM 95.3)
Benton Harbor	WCSY (FM 103.7)
Detroit	WJR (AM 760)
Escanaba	WUPF (FM 107.3)
Flint	WWCK (AM 1570)
Gaylord	WMJZ (FM 101.5)
Grand Haven	WGHN (AM 1370/FM 92.1)
Grand Rapids	WBBL (FM 107.3)
Greenville	WGLM (AM 1380)
Hastings	WBCH (AM 1220/FM 100.1)
Holland	WPNW (AM 1260/FM 96.5)
Houghton Lake	WTWS (FM 92.1)
Iron Mountain	WMIQ (AM 1450)
Ishpeming	WUPG (FM 96.7)
Jackson	WIBM (AM 1450/FM 101.9)
Kalamazoo	WKZO (AM 590)
Lansing	WJIM (AM 1240)
Lansing	WMMQ (FM 94.9)
Ludington/Manistee	WLDN (FM 98.7)
Midland	WLUN (FM 100.9)
Newberry	WMJT (FM 96.7)
Ontonagon	WUPY (FM 101.1)
Petoskey	WJML (AM 1110/FM 94.9)
Port Huron	WPHM (AM 1380)
Saginaw	WILZ (FM 104.5)
Tawas City	WQLB (FM 103.3)
Traverse City	WCCW (AM 1310)
Traverse City	WCCW (FM 107.5)



SpartanSportsNetwork.com

Live broadcasts for all of Michigan State's games are available online at SpartanSportsNetwork.com and also on the Spartan Sports Network mobile app for the iPhone and Android devices.

LONGEST TENURED FBS PLAY-BY-PLAY RADIO ANNOUNCERS

Rk.	Name (School)	Years
1.	Bob Robertson (Washington State)	51
2.	Bill Hillgrove (Pittsburgh)	48
3.	Don Fischer (Indiana)	45
4.	Larry Zimmer (Colorado)	44
	Tommy Suggs (South Carolina)	44
6.	Joe Starkey (California)	43
	Dave Nitz (Louisiana Tech)	43
9.	Frank Hoffman (ULM)	42
10.	George Blaha (Michigan State)	40



2017 SPARTAN FOOTBALL GAME NOTES

ALL-TIME WINNINGEST COACHES - MICHIGAN STATE HISTORY

OVERALL

Rk.	Coach (Years)	Wins
1.	Duffy Daugherty (1954-72)	109
2.	Mark Dantonio (2007-)	92
3.	Charles Bachman (1933-46)	70
4.	George Perles (1983-94)	68
5.	Chester Brewer (1903-10, '17, '19)	58

Rk.	Coach (Years)	Win Pct.
1.	John Macklin (1911-15)	.853 (29-5)
2.	Clarence "Biggie" Munn (1947-53)	.846 (54-9-20)
3.	Jim Crowley (1929-32)	.712 (22-8-3)
4.	Chester Brewer (1903-10, '17, '19)	.699 (58-23-7)
5.	Mark Dantonio (2007-)	.687 (92-42)

BIG TEN GAMES

Rk.	Coach (Years)	Wins
1.	Duffy Daugherty (1954-72)	72
2.	George Perles (1983-94)	53
	Mark Dantonio (2007-)	53

Rk.	Coach (Years) [Min. 10 games]	Win Pct.
1.	Mark Dantonio (2007-)	.654 (53-28)
2.	Denny Stolz (1973-75)	.604 (14-9-1)
3.	Nick Saban (1995-99)	.603 (23-15-1)

BOWL APPEARANCES

Rk.	Coach (Years)	Bowls
1.	Mark Dantonio (2007-)	9
2.	George Perles (1983-94)	7

BOWL WINS

Rk.	Coach (Years)	Bowl Wins
1.	Mark Dantonio (2007-)	4
2.	George Perles (1983-94)	3

AP TOP-25 FINISHES

Rk.	Coach (Years)	Wins
1.	Duffy Daugherty (1954-72)	7
2.	Mark Dantonio (2007-)	6
	Clarence "Biggie" Munn (1947-53)	6

WINS OVER AP TOP-25 TEAMS

Rk.	Coach (Years)	Wins
1.	Duffy Daugherty (1954-72)	25
2.	Mark Dantonio (2007-)	17
3.	George Perles (1983-94)	14

WINS OVER AP TOP-10 TEAMS

Rk.	Coach (Years)	Wins
1.	Duffy Daugherty (1954-72)	17
2.	Mark Dantonio (2007-)	7
3.	Clarence "Biggie" Munn (1947-53)	5

HOME GAMES

Rk.	Coach (Years)	Wins
1.	Duffy Daugherty (1954-72)	68
2.	Mark Dantonio (2007-)	55
3.	Charles Bachman (1933-46)	46

Rk.	Coach (Years)	Pct.
1.	Clarence "Biggie" Munn (1947-53)	.892 (33-4)
2.	Jim Crowley (1929-32)	.886 (19-2-1)
3.	John Macklin (1911-15)	.857 (18-3)
4.	Chester Brewer (1903-10, '17, '19)	.845 (45-7-3)
5.	Charles Bachman (1933-46)	.790 (46-10-6)
6.	Mark Dantonio (2007-)	.764 (55-17)

BIG TEN COACHING HISTORY

MOST 11-WIN SEASONS

Coach (School)	Years
Jim Tressel, Ohio State (6)	2002, '03, '06, '07, '09, '10*
Joe Paterno, Penn State (5)	1994, '96, 2005, '08, '09*
Mark Dantonio, MSU (5)	2010, '11, '13, '14, '15
Urban Meyer, Ohio State (5)	2012, '13, '14, '15, '16

* wins vacated in 2010; ^ as Big Ten member (15 overall)

LJ SCOTT RETURNS TO LEAD POTENT RUSHING ATTACK –

• Junior **LJ Scott**, who has been named to the Maxwell Player of the Year and Doak Walker Running Back of the Year Watch Lists, led the Spartans in nearly every rushing category last season, compiling career highs in rushing yards (994), carries (184) and rushing touchdowns (6). His 82.8 rushing yards per game average ranked eighth in the Big Ten during the regular season and his 86.9 ypg in conference play was sixth best. Scott's 994 rushing yards were seventh most by a Spartan sophomore in a single season. He also had a team-best 10 runs of 20 yards or longer.

• The 6-1, 230-pound Scott had five 100-yard games, tied for third most in the Big Ten in the regular season, including four of the last six games (109.7 ypg last six games).

• A third-team All-Big Ten selection by the media last season, Scott collected career highs in rushing yards (160), all-purpose yards (236) and receiving yards (76) vs. No. 2 Ohio State on Nov. 19. Scott scored on the second play from scrimmage against the Buckeyes on a career-long 64-yard TD reception and also recorded a career-long rush with a 61-yard scamper in the first quarter. He finished with 19 carries for 160 yards (8.4 avg.) and two catches for 76 yards.

• In 28 career games, including 12 starts, the Hubbard, Ohio, product has rushed for 1,818 yards (64.9 ypg; 5.0 avg.) and 18 touchdowns. Scott already ranks 20th in MSU history in carries (363) and 21st in rushing yards (1,818). His 1,693 rushing yards ranked No. 5 in school history for a player through their sophomore season (Lorenzo White: 2,682 yards in 1984 and 1985). Scott currently ranks second on the Spartans in rushing with 125 yards on 33 carries (62.5 ypg.).

GERALD HOLMES, MADRE LONDON ALSO BRING EXPERIENCE TO THE BACKFIELD –

• In addition to **LJ Scott**, senior **Gerald Holmes** and junior **Madre London** bring significant experience and will see their share of carries in the backfield. Holmes has rushed for 1,090 yards on 233 carries in 30 career games, including 10 starts, while London has 165 carries for 702 career yards in 23 games with six starts. The trio of Holmes, London and Scott own a combined total of 3,610 rushing yards on 761 carries with 37 rushing touchdowns.

BRIAN ALLEN NOMINATED FOR NATIONAL FOOTBALL FOUNDATION SCHOLAR-ATHLETE CLASS –

• Senior offensive lineman **Brian Allen** is Michigan State's 2017 nominee for the National Football Foundation Scholar-Athlete Class. A two-time Academic All-Big Ten selection, Allen is an economics major with a 3.24 GPA. All nominees must be seniors who have displayed superior performance on the playing field, in the classroom and in the community. Michigan State has had three NFF Scholar-Athletes in Mark Dantonio's tenure (**Kirk Cousins** in 2011, **Max Bullough** in 2013, **Mike Sadler** in 2014).

DARRELL STEWART JR. EMERGING AS PLAYMAKER FOR SPARTANS –

• Sophomore wide receiver **Darrell Stewart Jr.** leads the Spartans in all-purpose yards (309; 154.5 ypg.), which ranks fifth in the Big Ten. Stewart also ranks first on the team in receptions (9), receiving yards (118), kick return yards (73) and punt return yards (20), and is third in rushing (98).

• Stewart has proven to be a playmaker the first two games, leading the Spartans with six explosive plays (20 yards or more). He has three kick returns, two rushes and one reception for more than 20 yards this season.

• Stewart had a career-high six catches for 85 yards in the season opener vs. Bowling Green, then rushed for a career-high 70 yards on three carries against Western Michigan.

• The Houston, Texas, native was one of 10 Spartans to help volunteer with the Hurricane Harvey relief efforts last weekend in Houston.

RUNNING GAME KEY FOR SPARTANS UNDER DANTONIO –

• Under **Mark Dantonio**, Michigan State is 75-16 (.824) when outrushing its opponent, including a 59-9 record (.868) since 2010. Conversely, MSU is 17-26 (.395) under Dantonio when being outgained on the ground by its opponent. The Spartans are 35-6 (.854) in games when gaining 200 or more rushing yards under Dantonio.

2017 SPARTAN FOOTBALL GAME NOTES



STOPPING THE RUN –

- Michigan State ranks fourth in the Big Ten and 17th in the FBS in rushing defense (91.5 ypg.).
- A week after Western Michigan collected 263 yards on the ground at No. 4 USC, the Spartans held the Broncos to 116 yards rushing in Week 2.
- MSU held Bowling Green to just 67 rushing yards in the season opener.
- MSU has held 43 opponents under 100 yards rushing since 2011, most in the Big Ten.

• Stopping the run has been the main theme for MSU on defense in the Dantonio era, and it led to ranking No. 1 in the NCAA FBS in rushing defense in 2014 (88.5 ypg.). Since the Big Ten began awarding stat champions in all games in 1985, Michigan State (2011-14) became only the second team in conference history to lead the league in rushing defense four years in a row (Michigan, 1990-93). MSU's 88.5 rushing yards allowed in 2014 was the eighth-lowest total in school history. The Spartans have ranked in the Top 25 in rushing defense six times in the last eight seasons, including a run of five straight years in the top 11 (2011-15).

THIRD DOWNS AND RED ZONE EFFICIENCY KEY TO EARLY 2-0 START –

- Michigan State's success on third downs and inside the red zone - both on offense and defense - has been a key reason to the team's 2-0 start.
- On third downs, the Spartan defense ranks No. 1 in the FBS in third-down conversion percentage, as opponents have only converted three first downs on 28 chances (.107). On the flip side, MSU's offense ranks second in the Big Ten and 13th in the FBS in converting third-down opportunities on offense (15-of-30, .500).
- Michigan State has been efficient both on offense and defense in the red zone this season. On offense, the Spartans have scored seven touchdowns in eight trips to the red zone. Defensively, the Spartans have only allowed two trips into the red zone all season (allowed one field goal; stopped the other trip on downs).



SPARTAN FOOTBALL PROGRAM NOTES

• Michigan State is in the midst of its second-winningest decade in school history. The Spartans are 70-25 (.737) since 2010 and during that span, MSU has claimed three Big Ten Championships (2010, 2013, 2015) and three Big Ten Division titles (2011, 2013, 2015). In addition, the Spartans recorded a school-record four consecutive bowl victories (2012 Outback against No. 18 Georgia, 2012 Buffalo Wild Wings against TCU, 2014 Rose Bowl Game against No. 5 Stanford, 2015 Cotton Bowl Classic against No. 4 Baylor), which also tied a Big Ten record. MSU was the only school to finish in the top-six of the national polls from 2013-15 (No. 3 in 2013, No. 5 in 2014, No. 6 in 2015).

• The 70 wins this decade are second most in the Big Ten and 12th most in the NCAA Football Bowl Sub-division, while the 41 wins since 2013 are tied for third in the Big Ten and tied for eighth most in the FBS. The 36 wins from 2013-15 marked the winningest three-year stretch in the history of the program. MSU's highest winning percentage by decade is currently the 1950s (.766, 70-21-1 record).

• The Spartans have had sustained success in the Big Ten Conference under Dantonio. MSU has won two of the past four Big Ten Championships (2013, 2015) and three overall this decade, also claiming a championship in 2010. The Spartans own victories in 26 of their last 36 games against Big Ten opponents (including the Big Ten Championship Game), dating back to the 2012 regular-season finale, including 19 wins by double-figures.

Winningest NCAA FBS Teams Since 2010

Rank	Team	Total Wins
1.	Alabama	89
2.	Clemson	79
3.	Florida State	78
4.	Stanford	77
5.	Boise State	76
	Oregon	76
	Oklahoma	76
8.	Wisconsin	74
9.	Northern Illinois	73
10.	LSU	71
	Oklahoma State	71
12.	Michigan State	70

FUTURE SCHEDULES

2018

Sept. 1	UTAH STATE
Sept. 8	at Arizona State
Sept. 22	at Indiana
Sept. 29	CENTRAL MICHIGAN
Oct. 6	NORTHWESTERN
Oct. 13	at Penn State
Oct. 20	MICHIGAN
Oct. 27	PURDUE
Nov. 3	at Maryland
Nov. 10	OHIO STATE
Nov. 17	at Nebraska
Nov. 24	RUTGERS

2019

Aug. 31	TULSA
Sept. 7	WESTERN MICHIGAN
Sept. 14	ARIZONA STATE
Sept. 21	at Northwestern
Sept. 28	INDIANA
Oct. 5	at Ohio State
Oct. 12	at Wisconsin
Oct. 26	PENN STATE
Nov. 9	ILLINOIS
Nov. 16	at Michigan
Nov. 23	at Rutgers
Nov. 30	MARYLAND

2020

Sept. 5	NORTHWESTERN
Sept. 12	at BYU
Sept. 19	TOLEDO
Sept. 26	MIAMI (FLA.)
Oct. 3	at Iowa
Oct. 10	MICHIGAN
Oct. 17	OHIO STATE
Oct. 24	at Indiana
Oct. 31	MINNESOTA
Nov. 14	at Penn State
Nov. 21	RUTGERS
Nov. 28	at Maryland

2021 (BIG TEN ONLY)

Sept. 4	at Northwestern
Sept. 25	NEBRASKA
Oct. 16	at Michigan
Oct. 23	PENN STATE
Oct. 30	at Ohio State
Nov. 6	at Purdue
Nov. 13	INDIANA
Nov. 20	at Rutgers
Nov. 27	MARYLAND

FUTURE NONCONFERENCE GAMES

Sept. 18, 2021	at Miami (Fla.)
Sept. 17, 2022	at Boise State
Sept. 16, 2023	BOISE STATE
Sept. 21, 2024	at Boston College
Sept. 20, 2025	BOSTON COLLEGE



2017 SPARTAN FOOTBALL GAME NOTES

ACTIVE CAREER LEADERS

RUSHING YARDS

1.	LJ Scott (363 att.)	1,818
2.	Gerald Holmes (233 att.)	1,090
3.	Madre London (165 att.)	702

RUSHING TOUCHDOWNS

1.	LJ Scott	18
2.	Gerald Holmes	13
3.	Madre London	6

PASSING YARDS (C-A-I-TD)

1.	Brian Lewerke (66-111-2-6)	792
2.	Damion Terry (36-75-1-1)	356

RECEPTIONS

1.	Gerald Holmes	22
2.	Felton Davis	18
3.	Darrell Stewart	9

RECEIVING YARDS

1.	Felton Davis	304
----	--------------	-----

SCORING LEADERS

1.	LJ Scott	120
----	----------	-----

ALL-PURPOSE YARDS

1.	LJ Scott	2,029
----	----------	-------

TACKLES

1.	Chris Frey	150
2.	Andrew Dowell	100

TACKLES FOR LOSS

1.	Demetrius Cooper	14.5
2.	Chris Frey	10.5

SACKS

1.	Demetrius Cooper	8.5
2.	Chris Frey	4.5

INTERCEPTIONS

1.	Five with...	1
----	--------------	---

Winningest NCAA FBS Teams Since 2013

Rank	Team	Total Wins
1.	Alabama	54
2.	Clemson	52
3.	Ohio State	51
4.	Florida State	47
5.	Oklahoma	44
	Wisconsin	44
7.	Stanford	42
8.	Michigan State	41
	Boise State	41
10.	Louisville	40
	Western Kentucky	40

• Michigan State and Florida are the only schools in the country to win multiple National Championships in football and men's basketball. MSU has won six national titles in football (1951, 1952, 1955, 1957, 1965, 1966) and two in men's basketball (1979, 2000). Michigan State is also the only school in the nation to win multiple National Championships in football, men's basketball and hockey.

• Entering the 2017 season, Michigan State ranked tied for 27th in the FBS in all-time victories with 684 wins in school history. The Spartans also entered 2017 ranked 25th in all-time winning percentage at .599 (684-450-44).

• Michigan State is one of only five schools to have had at least one player chosen every year since the inception of the common NFL Draft in 1967. MSU joins Florida, Michigan, Nebraska and USC as the only programs with at least one draft choice for 51 consecutive years.

• Since 2008, MSU has recorded 50 Big Ten regular-season victories, third most of any team in the conference. The Spartans produced back-to-back 11-win seasons in 2010-11 for the first time in program history, claimed a share of the Big Ten Championship in 2010, won the inaugural Big Ten Legends Divisions title in 2011, won the 2013 Big Ten Championship and 2014 Rose Bowl Game, won the 2015 Cotton Bowl Classic and captured the 2015 East Division and Big Ten Championships.

Most Big Ten Regular-Season Conference Wins Since 2008

Rank	Team	Total Wins
1.	Ohio State *	57
2.	Wisconsin	51
3.	Michigan State	50
4.	Penn State	47
5.	Iowa	43
6.	Michigan	37
7.	Northwestern	36
8.	Nebraska ^	31
9.	Minnesota	28
10.	Illinois	19
11.	Purdue	18
12.	Indiana	15
13.	Maryland #	8
14.	Rutgers #	4

* Ohio State vacated seven conference wins from the 2010 season; ^ Nebraska joined the Big Ten in 2011; # Maryland and Rutgers joined the Big Ten in 2014.



HEAD COACH MARK DANTONIO NOTES

DANTONIO RANKS SECOND IN WINS AT MICHIGAN STATE –

• Eleventh-year Michigan State head coach **Mark Dantonio**, who was a finalist for three national coach of the year awards (Bobby Dodd, George Munger, Eddie Robinson) in 2015, owns a 92-42 (.687) record. His .687 winning percentage currently ranks fifth best at MSU. He won his 71st game at MSU on Oct. 25, 2014, against Michigan to move into second place all-time in victories in school history (record: Duffy Daugherty, 109). Dantonio won his 100th career game as a head coach on Oct. 17, 2015, at Michigan Stadium as the Spartans rallied to defeat the Wolverines, 27-23, on a 38-yard fumble return as time expired. His career record stands at 110-59 (.651) in his 14th season.

• Dantonio's .654 winning percentage (53-28) in Big Ten games ranks first in MSU history (minimum 10 Big Ten games).

• Dantonio led the Spartans to the 2015 Big Ten Championship with a 16-13 victory over previously undefeated and fourth-ranked Iowa. It marked Dantonio's third Big Ten Championship (2010, 2013, 2015), establishing a school record (previous: Daugherty and Perles with two each).

• **Dantonio became the first coach in Big Ten history to record five 11-win seasons in a six-year span (11 in 2010; 11 in 2011; 13 in 2013, 11 in 2014; 12 in 2015)**, and his five 11-win seasons are tied with Joe Paterno of Penn State and Urban Meyer of Ohio State for the second most in Big Ten history (Jim Tressel with six; Paterno with five at Penn State as Big Ten member). Prior to Dantonio's arrival, MSU had not recorded an 11-win season in its history, and had just two 10-win seasons (1965, 1999).

Most 11-Win Seasons - Big Ten Coaching History

Rank	Coach	Times
1.	Jim Tressel, Ohio State	6 (2002, 2003, 2006, 2007, 2009, 2010*)
2.	Mark Dantonio, Michigan State	5 (2010, 2011, 2013, 2014, 2015)
	Joe Paterno, Penn State	5 (1994, 1996, 2005, 2008, 2009^)
	Urban Meyer, Ohio State	5 (2012, 2013, 2014, 2015, 2016)

* wins vacated; ^ as Big Ten member (15 overall)

• A two-time Big Ten Coach of the Year (2010, 2013), Dantonio has led Michigan State to Top 25 finishes in six of his 10 seasons (2008: No. 24 in both polls; 2010: No. 14 in both polls; 2011: No. 10 USA TODAY/ No. 11 AP; 2013: No. 3 in both polls; 2014: No. 5 in both polls; and 2015: No. 6 in both polls). His six AP Top-25 finishes are tied for second most in school history ("Biggie" Munn, who coached from 1947-53, had six consecutive from 1948-53). Daugherty's teams posted seven Top-25 finishes during his 19-year tenure from 1954-72.

• Michigan State extended its school record by playing in a bowl game for the ninth consecutive season in 2015 (2007 Champs Sports Bowl, 2009 Capital One Bowl, 2010 Alamo Bowl, 2011 Capital One Bowl, 2012 Outback Bowl, 2012 Buffalo Wild Wings Bowl, 2014 Rose Bowl, 2015 Cotton Bowl, 2015 College Football Playoff Semifinal at Cotton Bowl).

• Dantonio also extended his school record for most bowl appearances (nine) by a head coach with a trip to the College Football Playoff Semifinal at the Cotton Bowl Classic in 2015 (previous record: Perles with seven from 1983-94). Dantonio is 4-5 in bowl games at Michigan State, including a school-record four-game winning streak (2012 Outback, 2012 Buffalo Wild Wings, 2014 Rose, 2015 Cotton). Dantonio has led his teams to 11 bowl berths in 13 seasons as a head coach (nine at MSU, two at Cincinnati).

• From his first day on the job, Dantonio has pledged to support student-athletes as they pursue excellence, both in the classroom and on the playing field. In his first 10 seasons, a total of 189 players have earned their undergraduate degrees. In addition, 136 Spartans have earned Academic All-Big Ten honors, including seven Academic All-America selections. Michigan State has placed three student-athletes in the National Football Foundation Scholar-Athlete Class in the past five years.

• Dantonio is one of just four Spartan head coaches to coach in at least 100 games at MSU and ranks third in Spartan history with 134 games coached at Michigan State (**Duffy Daugherty**: 183; **George Perles**: 139; Dantonio: 134; **Charlie Bachman**: 114).

• Dantonio is the third-longest tenured coach in the Big Ten (**Kirk Ferentz**, Iowa: 18th season; **Pat Fitzgerald**, Northwestern: 11th season) and eighth-longest in the FBS at the same school.

SPARTAN STREAKS

Consecutive Games Started

Brian Allen, OL	17
Chris Frey, LB	14

THE MARK DANTONIO SHOW

The Spartan Radio Network will produce and distribute Mark Dantonio's weekly radio show call-in show Thursdays from 7-8 p.m. The Spartan Radio Network, featuring 39 affiliates throughout the state, will broadcast the show live from Reno's East, located at 1310 Abbot Road in East Lansing. Spartan play-by-play announcer George Blaha serves as host for this live show that features insight from Coach Dantonio, special guests and phone calls. The Mark Dantonio Show can be heard locally on flagship station WJIM Radio (AM 1240) and WMMQ (FM 94.9).



SPARTAN FOOTBALL ALL-ACCESS

"Spartan Football All-Access" provides fans with a behind-the-scenes, inside look at the Michigan State football program. From the opening of preseason camp and each week throughout the regular season, the show will take viewers into team and position meeting rooms, video sessions, out to the practice field, into the classroom as well as into the post-game locker room.



"Spartan Football All-Access" debuts Mondays at 5:30 p.m. ET on FOX Sports Detroit and replays throughout the week. In addition, the weekly program is available on BTN2Go and on You Tube at MSUSpartanAthletics.



2017 SPARTAN FOOTBALL GAME NOTES

DEFENSIVE TDs SCORED IN DANTONIO ERA

Michigan State has scored 29 defensive touchdowns since Mark Dantonio took over as head coach prior to the 2007 season, including five each in 2007, 2011 and 2013.

2007 (5)

Travis Key 31-yard interception return vs. Pittsburgh, second quarter
Ervin Baldwin 12-yard fumble return vs. Indiana, third quarter
Otis Wiley 54-yard interception return vs. Ohio State, third quarter
Sir Darean Adams 25-yard fumble return vs. Ohio State, third quarter
Travis Key 20-yard fumble recovery vs. Purdue, fourth quarter

2008 (2)

Otis Wiley 31-yard interception return vs. California, second quarter
Johnny Adams 40-yard interception return vs. Purdue, second quarter

2009 (2)

Danny Fortener 45-yard interception return vs. Illinois, third quarter
Chris L. Rucker 11-yard fumble return vs. Purdue, first quarter

2010 – None

2011 (5)

Jeremy Langford 37-yard fumble return vs. Florida Atlantic, fourth quarter
Isaiah Lewis 37-yard interception return vs. Central Michigan, second quarter
Isaiah Lewis 39-yard interception return vs. Michigan, fourth quarter
Johnny Adams 86-yard interception return vs. Indiana, third quarter
Darqueze Dennard 38-yard interception return vs. Georgia, third quarter, 2012 Outback Bowl

2012 – None

2013 (5)

Kurtis Drummond 21-yard interception return vs. Western Michigan, first quarter
Shilique Calhoun 16-yard fumble return vs. Western Michigan, fourth quarter
Shilique Calhoun 4-yard fumble return vs. South Florida, second quarter
Shilique Calhoun 56-yard interception return vs. South Florida, third quarter
Denicos Allen 45-yard fumble return vs. Purdue, second quarter

2014 (3)

Darien Harris 15-yard interception return vs. Purdue, fourth quarter
RJ Williamson 29-yard interception return vs. Michigan, third quarter
RJ Williamson 22-yard interception return vs. Maryland, third quarter

2015 (4)

RJ Williamson 64-yard fumble return vs. Air Force, first quarter
Riley Bullough 44-yard interception return vs. Maryland, second quarter
Demetrious Cox 77-yard fumble return vs. Penn State, second quarter
Malik McDowell 13-yard interception return vs. Penn State, fourth quarter

2016 (2)

Justin Layne 43-yard interception return vs. Northwestern, first quarter
Demetrious Cox 30-yard interception return vs. Rutgers

2017 (1)

Tyson Smith 38-yard interception return vs. Bowling Green, first quarter

Longest Tenured FBS Coaches - Same School (Active)

Rank	Coach, Team	Hiring Date
1.	Kirk Ferentz, Iowa	Dec. 2, 1998 (18th year)
2.	Gary Patterson, TCU	Dec. 8, 2009 (16th year)
3.	Kyle Whittingham, Utah	Dec. 9, 2004 (12th year)
4.	Frank Solich, Ohio	Dec. 17, 2004 (12th year)
5.	Mike Gundy, Oklahoma State	Jan. 3, 2005 (12th year)
6.	Rick Stockstill, Middle Tennessee	Dec. 12, 2005 (11th year)
7.	Pat Fitzgerald, Northwestern	July 7, 2005 (11th year)
8.	Mark Dantonio, Michigan State	Nov. 27, 2006 (10th year)

• Twenty-eight Spartans have been chosen in the NFL Draft under Dantonio's watch, including three consecutive first-round selections. **Darqueze Dennard** was a 2013 unanimous All-America selection and also won the Jim Thorpe Award, which is given annually to the nation's best defensive back. He was selected in the first round of the 2014 NFL Draft (No. 24 overall) by the Cincinnati Bengals to become the first Spartan under Dantonio to be chosen in the first round. Cornerback **Trae Waynes** was selected in the first round by the Minnesota Vikings at No. 11 overall in 2015. Michigan State became just the sixth school to have cornerbacks selected in the first round of the NFL Draft in consecutive years, joining Alabama (2012-13), LSU (2011-12), Miami-Florida (2005-06), Ohio State (1999-2001) and Notre Dame (1993-94). In 2016, offensive tackle **Jack Conklin** became the highest Spartan drafted under Dantonio as he was chosen No. 8 overall by the Tennessee Titans. The Spartans had six players drafted in 2012, the most in the Dantonio era, and five in 2016.

• Since 2007, Dantonio has helped develop nine different first-team All-Americans and 11 selections overall: RB **Javon Ringer** (2008); LB **Greg Jones** (2009-10); DT **Jerel Worthy** (2011); RB **Le'Veon Bell** (2012); CB **Darqueze Dennard** and P **Mike Sadler** (2013); S **Kurtis Drummond** (2014); C **Jack Allen** (2014-15) and OT **Jack Conklin** (2015). In addition, Dantonio has helped produce 36 first-team All-Big Ten selections.

• Under Dantonio, Spartan teams have produced some of the longest winning streaks in school history. MSU's 13-game Big Ten winning streak from 2012-14 was its second-longest conference run, while MSU's 12-game winning streak that began on Nov. 15, 2014, and ended on Nov. 7, 2015, was tied for the third longest overall in school history. Dantonio also had an 11-game winning streak during the 2013-14 seasons. In addition, Michigan State has produced a 55-17 record (.764) in home games since 2007, including four undefeated home seasons (2010, 2011, 2013, 2015).

2017 SPARTAN FOOTBALL GAME NOTES



Here's a look at Dantonio's milestone wins at Michigan State:

Game	Date	Result	Milestone
1	Sept. 1, 2007	MSU 55, UAB 17	First win at MSU
7	Oct. 13, 2007	MSU 52, Indiana 27	First Big Ten win
12	Nov. 17, 2007	MSU 35, Penn State 31	MSU secures first bowl bid since 2003
22	Oct. 25, 2008	MSU 35, Michigan 21	First win over Michigan; MSU's first win at Michigan Stadium since 1990
31	Oct. 3, 2009	MSU 26, No. 22 Michigan 20 (OT)	First win over AP ranked opponent
42	Sept. 18, 2010	MSU 34, Notre Dame 31 (OT)	"Little Giants" play defeats Irish in OT
51	Nov. 27, 2010	MSU 28, Penn State 22	MSU wins Big Ten title for first time since 1990
57	Oct. 1, 2011	MSU 10, Ohio State 7	First win over Ohio State
58	Oct. 15, 2011	MSU 28, No. 11 Michigan 14	Fourth straight win over Michigan
59	Oct. 22, 2011	MSU 37, No. 4 Wisconsin 31	"Rocket" defeats Badgers on last play
62	Nov. 12, 2011	MSU 37, Iowa 21	MSU's first win at Iowa since 1989
63	Nov. 19, 2011	MSU 55, Indiana 3	MSU wins inaugural B1G Legends Division
66	Jan. 2, 2012	MSU 33, No. 18 Georgia 33 (3OT)	First bowl victory
79	Dec. 29, 2012	MSU 17, TCU 16	Second consecutive bowl win
89	Nov. 16, 2013	MSU 41, Nebraska 28	MSU's first-ever win over Nebraska
92	Dec. 7, 2013	MSU 34, No. 2 Ohio State 24	Spartans win first outright B1G title since 1987
93	Jan. 1, 2014	MSU 24, No. 5 Stanford 20	MSU wins first Rose Bowl since 1988; Third straight bowl win
100	Oct. 18, 2014	MSU 56, Indiana 17	Dantonio wins 70th game at MSU
101	Oct. 25, 2014	MSU 35, Michigan 11	Sixth win in last seven games vs. UM
105	Nov. 29, 2014	MSU 34, Penn State 10	MSU wins 10 games for 4th time in 5 years
106	Jan. 1, 2015	MSU 42, Baylor 41	MSU rallies from 20 points down in the fourth quarter to win fourth straight bowl game
111	Oct. 3, 2015	MSU 24, Purdue 21	Dantonio wins 80th game at MSU
113	Oct. 17, 2015	MSU 27, No. 12 Michigan 23	MSU wins on 38-yard fumble recovery as time expires to defeat Michigan for seventh time in eight years; 100th career win
117	Nov. 21, 2015	MSU 17, No. 2 Ohio State 14	Snapped OSU's 23-game winning streak
118	Nov. 28, 2015	MSU 55, Penn State 16	MSU wins 11th game; clinches B1G East
119	Dec. 5, 2015	MSU 16, No. 4 Iowa 13	Dantonio wins school-record 3rd B1G title; MSU clinches berth in CFP

WALK-OFF WINS IN THE DANTONIO ERA –

• Michigan State has seven walk-off wins (scoring as time expired in regulation or in overtime) under **Mark Dantonio**, including two on the final play of regulation in 2015 (Michigan, Ohio State). In addition, MSU has scored a game-winning touchdown on the final play of the game five times under Dantonio (twice in regulation, three times in overtime).

Walk-Off Wins Under Mark Dantonio (scoring on final play of regulation or winning in overtime)

Date	Result	Winning Play
Oct. 3, 2009	MSU 26, Michigan 20 (OT)	Larry Caper 23-yard TD
Sept. 18, 2010	MSU 34, Notre Dame 31 (OT)	Aaron Bates 29-yard TD pass to Charlie Ganitt on fake FG
Oct. 22, 2011	MSU 37, Wisconsin 31	Kirk Cousins 44-yard "Rocket" TD pass to Keith Nichol
Jan. 1, 2012	MSU 33, Georgia 30 (3OT)	Anthony Rashad White blocks FG in triple OT
Oct. 27, 2012	MSU 16, Wisconsin 13 (OT)	Andrew Maxwell 12-yard TD pass to Bennie Fowler
Oct. 17, 2015	MSU 27, Michigan 23	Jalen Watts-Jackson 38-yard fumble recovery for TD
Nov. 21, 2015	MSU 17, Ohio State 14	Michael Geiger 41-yard field goal

• In addition, MSU has posted 15 fourth-quarter comebacks under Dantonio (2007: Penn State; 2008: Wisconsin; 2009: Purdue; 2010: Notre Dame, Northwestern, Purdue; 2011: Georgia; 2012: Indiana, Wisconsin, TCU; 2013: Ohio State; 2014: Baylor; 2015: Michigan, Ohio State, Iowa).

TOP SINGLE-GAME PERFORMANCES

Joe Bachie Tackles

Total	Opponent (S-A)	Date
11	Western Michigan (2-9)	9/9/17
10	Bowling Green (4-6)	9/2/17

Chris Frey Tackles

Total	Opponent (S-A)	Date
13	BYU (3-10)	10/8/16
10	Maryland (7-3)	10/22/16

Gerald Holmes Rushing

Yds.	Opponent (Carries)	Date
117	Nebraska (22)	11/7/15
100	Notre Dame (13)	9/18/16

Shane Jones Tackles

Total	Opponent (S-A)	Date
13	BYU (3-10)	10/8/16

Brian Lewerke Passing

Total	Opponent (C-A)	Date
250	Bowling Green (22-33)	9/2/17

Madre London Rushing

Yds.	Opponent (Carries)	Date
103	Oregon (18)	9/12/15

LJ Scott Rushing

Yds.	Opponent (Carries)	Date
160	Ohio State (19)	11/19/16
146	Purdue (18)	10/3/15
139	Michigan (22)	10/29/16
128	Maryland (20)	10/22/16
122	Rutgers (20)	11/12/16
105	Furman (20)	9/2/16

Khari Willis Tackles

Total	Opponent (S-A)	Date
11	Maryland (6-5)	10/22/16

MSU'S ALL-TIME OVERTIME RESULTS

Date	Opponent	Result
10/10/1998	Indiana (2OT)	W, 38-31
10/30/2004	at Michigan (3OT)	L, 37-45
9/17/2005	at Notre Dame	W, 44-41
10/1/2005	Michigan	L, 31-34
10/6/2007	Northwestern	L, 41-48
10/27/2007	at Iowa (2OT)	L, 27-34
10/3/2009	Michigan	W, 26-20
9/18/2010	Notre Dame	W, 34-31
1/2/2012	vs. Georgia (3OT)	W, 33-30
10/13/2012	Iowa (2OT)	L, 16-19
10/27/2012	at Wisconsin	W, 16-13
10/1/2016	Indiana	L, 21-24

All-Time Overtime Record: 6-6 (.500)

Overtime Record Under Dantonio: 4-4 (.500)



2017 SPARTAN FOOTBALL GAME NOTES

TRACKING TURNOVERS

Takeaways (2)	Qtr.	MSU Result
INT-Bowling Green (T. Smith)	3	TD*
INT-Western Michigan (J. Scott)	1	Punt
TOTAL: 2 takeaways for 7 points (1-for-2 scoring)		

Turnovers (5)	Qtr.	Opp. Result
FUM-Bowling Green (Scott)	1	FG
FUM-Bowling Green (Lewerke)	1	Downs
FUM-Bowling Green (Scott)	3	TD*
INT-Western Michigan (Lewerke)	1	Punt
FUM-Western Michigan (Rison)	3	TD*
TOTAL: 5 turnovers for 17 points (3-for-5 scoring)		

MSU: -3 Turnovers, -10 Points off Turnovers

* - denotes TD occurred on same play as turnover.

STAFF CONTINUITY SPARKS DANTONIO'S SUCCESS AT MSU –

• MSU head coach **Mark Dantonio** has repeatedly stressed the importance of continuity on his coaching staff as one of the main reasons for Michigan State's success during his tenure. Four of MSU's nine assistant coaches have been at MSU since Dantonio's arrival in 2007 (associate head coach/co-defensive coordinator/secondary coach **Harlon Barnett**, assistant head coach/offensive line coach **Mark Staten**, co-defensive coordinator/linebackers coach **Mike Tressel**, co-offensive coordinator/running backs coach **Dave Warner**). Those four also coached under Dantonio at Cincinnati. Dantonio, Barnett, Staten and Tressel have been on the same staff since 2004. **MSU is one of only three schools (Navy, Northwestern) in the FBS to have at least five coaches on the same staff for the past 10 years.**

• In addition, quarterbacks coach **Brad Salem** is in his eighth year on the staff, wide receivers coach **Terrence Samuel** is in his seventh year, and defensive tackles coach **Ron Burton** is in his fifth year. Co-offensive coordinator/tight ends coach **Jim Bollman**, who is also in his fifth season, has coached with Dantonio on three previous occasions: Youngstown State (1986-90), Michigan State (1995-97) and Ohio State (2001-03). Defensive ends coach/special teams coordinator **Mark Snyder** is in his third year on the staff at MSU.

• Dantonio announced in June 2017 the promotion of **Mark Staten** to assistant head coach/recruiting coordinator and **Sheldon White** as the executive director of player personnel and recruiting. Staten, who is entering his 11th season at Michigan State and his 14th as a full-time assistant under Dantonio, has been the program's offensive line coach since 2011. He previously served as the program's recruiting coordinator and tight ends/tackles coach from 2007-10. In addition to his new duties, Staten will remain the offensive line coach.

• White, who worked for 19 years in the front office with the Detroit Lions, including Vice President of Pro Personnel for six years and the role of interim general manager in 2015, was hired in 2016 as a program consultant. As executive director of player personnel, White's primary responsibilities will include coordinating the evaluation of all current players on the active roster, providing detailed evaluations to the coaching staff. He will also play a lead role in organizing the recruiting efforts of the program.

• In addition, **Harlon Barnett**, previously the program's assistant head coach, was appointed associate head coach.

• Three of Dantonio's former assistants left Michigan State to become head coaches at FBS schools: **Don Treadwell** (Miami-Ohio, 2011-13), **Dan Enos** (Central Michigan, 2010-14) and **Pat Narduzzi** (Pittsburgh, second season).

Number of Coaches Who Have Been at Their School for 10 Years or More

Rk.	No.	School
1.	8	Navy
	8	Northwestern
3.	5	Michigan State (Dantonio, Barnett, Staten, Tressel, Warner)

SPARTANS MAINTAIN SUCCESS IN BIG TEN PLAY –

• MSU has won nine Big Ten Championships in school history (1953, 1965, 1966, 1979, 1987, 1990, 2010, 2013, 2015), including a school-record three by **Mark Dantonio**.

• Michigan State has won 26 of its last 36 games (.722) against Big Ten opponents (including the Big Ten Championship Game), dating back to the 2012 regular-season finale, including 19 wins by double-figures. MSU has won 24 of its last 34 regular-season Big Ten Conference games. Michigan State is 40-17 (.702) in Big Ten regular-season games since 2010.

• Michigan State's 13-game Big Ten winning streak from Nov. 24, 2012 to Oct. 25, 2014, was the second-longest Big Ten winning streak in school history (16 straight from Oct. 2, 1965 to Oct. 21, 1967). In addition, MSU had won 14 consecutive games against Big Ten opponents (2013 Big Ten Championship Game vs. No. 2 Ohio State).

• **Mark Dantonio's** .654 winning percentage (53-28) in Big Ten regular-season games ranks first in MSU history (minimum 10 Big Ten games).

• MSU is 26-14 (.650) in Big Ten road games under Dantonio, including a 20-8 record (.714) since 2010. Dantonio has won at least one road game at every Big Ten stadium.

• Since 2008, MSU has recorded 50 Big Ten regular-season victories, third most of any team in the conference.



TURNOVER MARGIN THE KEY INGREDIENT FOR SPARTAN SUCCESS –

• Michigan State, which had ranked in the NCAA Football Bowl Subdivision Top 10 and led the Big Ten in turnover margin for three consecutive seasons from 2013-15, ranked No. 101 in the FBS and No. 10 in the Big Ten in turnover margin (-0.42) in 2016 (13 turnovers gained; 18 turnovers lost). MSU turned the ball over a season-high four times in the loss to No. 11 Wisconsin on Sept. 24, the most by the Spartans since Nov. 17, 2012, against Northwestern.

• MSU was No. 4 in the FBS in 2015 with a +1.00 turnover margin. The Spartans forced 28 turnovers (15 interceptions, 13 fumbles) and turned the ball over just 14 times all season (eight interceptions, six fumbles). In addition, MSU scored 108 points off of its opponents' turnovers, while the opposition only scored 20 points on Spartan miscues (+88).

• The Spartans ranked No. 2 in the NCAA Football Bowl Subdivision in turnover margin (+1.46 per game) in 2014. MSU was +19 in the turnover department and forced 34 turnovers (16 fumbles, 18 interceptions), which ranked No. 1 in the Big Ten and third most in the FBS. Conversely, the Spartans turned the ball over just 15 times (six fumbles, nine interceptions), fewest in the Big Ten.

• Michigan State ranked first in the Big Ten and tied for 10th in the FBS in turnover margin (+13, 0.93 per game) in 2013. The Spartans forced the most turnovers in the Big Ten (28) and also turned the ball over the least amount of times (15) in the conference.

• Michigan State has forced at least one turnover in 107 of 134 games under head coach **Mark Dantonio** (80 percent of the games since 2007).

• Michigan State is 57-12 (.826) when forcing at least two turnovers in a game under head coach **Mark Dantonio**.

SPARTANS TOUGH ON HOME TURF –

• Under **Mark Dantonio**, Michigan State has produced a 55-17 record (.764) in home games since 2007, including a 15-game winning streak (7-0 in 2010, 7-0 in 2011, won first game in 2012) and a 12-game winning streak (7-0 in 2013; won first five in 2014), which rank second and tied for third, respectively, in Spartan Stadium history.

• MSU is 40-11 (.784) at home since 2010 and 24-6 (.800) since 2013.

• **Mark Dantonio** is 28-3 (.903) against nonconference opponents in Spartan Stadium (only losses: 2009 to Central Michigan; 2012 to No. 20 Notre Dame; 2016 to BYU).

• Dantonio is 11-0 in home openers at MSU and the Spartans' 19-game winning streak in home openers is tied for the fifth-long longest in the nation.

SPARTANS SUCCESSFUL IN NONCONFERENCE GAMES –

• **Mark Dantonio** is 37-13 (.740) against nonconference opponents, including a 28-3 (.900) mark in Spartan Stadium. Dantonio is 27-2 in games against teams outside of the Power Five conferences.

2017 OPPONENTS UPDATE –

Date vs.

MSU	Opponent	Last Game Result	Next Game
Sept. 2	Bowling Green (0-3)	at Northwestern (L, 49-7)	at Middle Tennessee
Sept. 9	Western Michigan (1-2)	vs. Idaho (W, 37-28)	vs. Wagner
Sept. 23	Notre Dame (2-1)	at Boston College (W, 49-20)	at Michigan State
Sept. 30	Iowa (3-0)	vs. North Texas (W, 31-14)	vs. Penn State
Oct. 7	at Michigan (3-0)	vs. Air Force (W, 29-13)	at Purdue
Oct. 14	at Minnesota (1-0)	vs. Middle Tennessee (W, 30-3)	vs. Maryland (Sept. 30)
Oct. 21	Indiana (1-1)	at Virginia (W, 34-17) (Sept. 9)	vs. Georgia Southern
Oct. 28	at Northwestern (2-1)	vs. Bowling Green (W, 49-7)	at Wisconsin (Sept. 30)
Nov. 4	Penn State (3-0)	vs. Georgia State (W, 56-0)	at Iowa
Nov. 11	at Ohio State (2-1)	vs. Army West Point (W, 38-7)	vs. UNLV
Nov. 18	Maryland (2-0)	vs. Towson (W, 63-17) (Sept. 9)	vs. Central Florida
Nov. 25	at Rutgers (1-2)	vs. Morgan State (W, 65-0)	at Nebraska

SPARTANS IN THE NFL

Michigan State has 18 former players listed on active rosters for National Football League teams as of Sept. 18, 2017.



Le'Veon Bell, RB	Pittsburgh Steelers
Garrett Celek, TE	San Francisco 49ers
Jack Conklin, OT	Tennessee Titans
Connor Cook, QB	Oakland Raiders
Kirk Cousins, QB	Washington Redskins
Demetrius Cox, S	Carolina Panthers
Darqueze Dennard, CB	Cincinnati Bengals
Bennie Fowler, WR	Denver Broncos
William Gholston, DE	Tampa Bay Buccaneers
Joel Heath, DT	Houston Texans
Brian Hoyer, QB	San Francisco 49ers
Montae Nicholson, S	Washington Redskins
Domata Peko, DT	Denver Broncos
Dion Sims, TE	Chicago Bears
Drew Stanton, QB	Arizona Cardinals
Lawrence Thomas, DL	New York Jets
Trae Waynes, CB	Minnesota Vikings
Jerel Worthy, DT	Buffalo Bills

Practice Squad:

Riley Bullough, LB	Tampa Bay Buccaneers
Shilique Calhoun, LB	Oakland Raiders
Marcus Rush, LB	Kansas City Chiefs

Injured Reserve:

Jack Allen, C	New Orleans Saints
Aaron Burbridge, WR	San Francisco 49ers
Donavon Clark, OG	Los Angeles Chargers
Dan France, OT	Carolina Panthers
Tony Lippett, DB	Miami Dolphins
Malik McDowell, DL	Seattle Seahawks
R.J. Shelton, WR	Minnesota Vikings



2017 SPARTAN FOOTBALL GAME NOTES

TRACKING EXPLOSIVE PLAYS (20-PLUS YARDS)

Player	No.	TD	R	P	KR	PR	IR	FR
Darrell Stewart	6	0	2	1	3	0	0	0
Brian Lewerke	2	1	2	0	0	0	0	0
Tyson Smith	1	1	0	0	0	0	1	0
LJ Scott	1	0	1	0	0	0	0	0
Trishton Jackson	1	0	0	1	0	0	0	0
Cam Chambers	1	0	0	1	0	0	0	0
Felton Davis	1	0	0	1	0	0	0	0
Totals	13	2	5	4	3	0	1	0

* Blocked FG Return

TOTAL: 13 (2 TD)

Rushing: 5 (1 TD)

Passing: 4 (0 TD)

Kickoff Returns: 3

Punt Returns: 0

Interception Returns: 1

Fumble Returns: 0

Blocked Kick Returns: 0

LONGEST PLAYS OF THE YEAR

Rushing

61, Brian Lewerke vs. Western Michigan (9/9)

Rushing Touchdown

61, Brian Lewerke vs. Western Michigan (9/9)

Passing

40, Brian Lewerke to Darrell Stewart, vs. Bowling Green (9/2)

Passing Touchdown

15, Brian Lewerke to LJ Scott, vs. Western Michigan (9/9)

Punt Return

15, Laress Nelson vs. Western Michigan (9/9)

Kick Return

29, Darrell Stewart vs. Western Michigan (9/9)

Interception Return

38, Tyson Smith vs. Bowling Green (9/2/17)

Fumble Return

-

Punt

57, Jake Hartbarger vs. Bowling Green (9/2)

Field Goal

-

2017 SPARTANS OF THE WEEK –

Opponent	Offense	Defense	Special Teams
Bowling Green	Darrell Stewart Jr.	Joe Bachie	Matt Sokol
Western Michigan	Brian Allen	Khari Willis	Jake Hartbarger

2017 SPARTAN SCOUT TEAM PLAYERS OF THE WEEK –

Opponent	Offense	Defense	Special Teams
Bowling Green	Khylin Barton	Emmanuel Flowers	Andre Welch
Western Michigan	Casey Schreiner	DeAri Todd	Brent Mossburg

SPARTAN STADIUM NAMED COLLEGIATE FIELD OF THE YEAR BY STMA –

• Spartan Stadium was named the top collegiate football field for 2016 by the Sports Turf Managers Association (STMA). Spartan Stadium became just the fourth collegiate football field to earn the distinction of STMA Field of the Year twice since the award was created in 1992; the field was also recognized in 2005.

• MSU Sports Turf Manager **Amy Fouty** and athletic groundskeeper **Andy Flynn** accepted the award at the annual STMA Conference and Exhibition in January 2017. Fouty became the first woman to receive the award in the collegiate football category in 2005. Fouty and her staff also won the STMA Field of the Year Award in baseball in 2013 (Kobs Field at McLane Baseball Stadium).

KIRK GIBSON TO BE ADDED TO SPARTAN STADIUM RING OF FAME ON SEPT. 23 –

• As the latest Spartan to be elected to the College Football Hall of Fame, former All-American wide receiver **Kirk Gibson** will have his name and number (23) added to the Spartan Stadium Ring of Fame prior to the Notre Dame game on Sept. 23.

• A four-year letterman who played for both **Denny Stolz** (1975) and **Darryl Rogers** (1976-78), Gibson earned first-team All-Big Ten and first-team All-America honors as a senior while helping lead the Spartans to a share of the 1978 Big Ten Championship and a No. 12 national ranking by The Associated Press. He set career highs in receptions (42), receiving yards (806) and touchdown receptions (7) in 1978. The 806 receiving yards in a single season established a school record at the time, breaking his own record of 748 he set as a sophomore.

• A native of Waterford, Michigan, Gibson led the Spartans in receiving yards for three straight seasons (1976-78) and is still the only Spartan to lead the Big Ten in receptions in conference games twice (30 for 486 yards and 4 TDs in 1976; 31 for 613 yards and 5 TDs in 1978).

• Gibson closed out his career as MSU's all-time leader in receptions (112), receiving yards (2,347) and TD receptions (24). He had seven 100-yard receiving games, tied for sixth most in the MSU record book, including a career-best 173-yard performance against North Carolina State as a sophomore in 1976 that set a single-game record at the time. He still ranks No. 1 in school history in yards per catch (21.0) and third in touchdown catches (24) and fourth in receiving yards (2,347).

BOB APISA SELECTED TO MSU ATHLETICS HALL OF FAME –

• Former two-time All-American fullback **Bob Apisa** will be inducted into the Michigan State Athletics Hall of Fame on Sept. 28 as part of MSU's "Celebrate 2017" Weekend.

• Apisa joins **Joe Baum** (soccer), **Bob Cassleman** (track & field), **Kristin Haynie** (basketball) and **Dr. Clarence Underwood** (administration) in the 2017 MSU Athletics Hall of Fame Class.

• One of just 15 players in program history to earn first-team All-America honors twice, Apisa played an instrumental role in helping the Spartans to a combined record of 19-1-1 during the 1965 and 1966 seasons, including back-to-back Big Ten and National Championships. A three-year letterwinner from 1965-67, Apisa garnered first-team All-America accolades as a sophomore in 1965 by Football News, and repeated as a first-team All-American in 1966 by both the Football News and New York News.

MORTEN ANDERSEN: ENSHRINED IN CANTON –

• Former Michigan State All-American kicker **Morten Andersen** was inducted into the Pro Football Hall of Fame on Aug. 5 in Canton, Ohio. Michigan State head coach **Mark Dantonio** attended the induction ceremony, along with a number of other former Spartans.

• Andersen is just the third specialist who did not play another position to be enshrined in the Pro Football Hall of Fame, joining fellow placekicker **Jan Stenerud** and punter **Ray Guy**.

• Andersen is the third former Spartan to be inducted into the Pro Football Hall of Fame, joining **Herb Ad-derley** (Class of 1980) and **Joe DeLamielleure** (Class of 2003).

2017 SPARTAN FOOTBALL GAME NOTES



• Andersen is the NFL's all-time leader in points (2,544), field goals (565) and games played (382). In addition, his 40 field goals of 50 yards or longer were the most in NFL history at his retirement. Andersen was named to the NFL All-Decade Teams in both the 1980s and 1990s.

• A four-year letterman from 1978-81, Andersen closed out his career as Michigan State's all-time leader in field goals (45), extra points (126) and scoring (261 points). He connected on nine field goals from 50-plus yards during his career, including a Big Ten-record 63-yarder at Ohio State in 1981. He also converted 62-straight extra-point attempts during one stretch. In 1999, Andersen was named to the Walter Camp Football Foundation All-Century Team (1900-2000).

WINNING THE CLOSE ONES –

• Since the beginning of the 2010 season, Michigan State is 20-11 (.645) in games decided by one score or less, including all four bowl victories. The losses have come against Wisconsin in the 2011 Big Ten Championship Game (42-39), Ohio State (17-16), Iowa (19-16 in 2OT), Michigan (12-10), Nebraska (28-24) and Northwestern (23-20) in 2012, Notre Dame (17-13) in 2013, Nebraska (39-38) in 2015, and Indiana (24-21 in OT), Illinois (31-27) and Ohio State (17-16) in 2016.

SPARTAN TRENDS UNDER DANTONIO –

Here's how Michigan State has fared during head coach Mark Dantonio's tenure (2007-16: 134 games):

	2017	Overall
Games played in Spartan Stadium:	2-0	55-17
Games played on the road/neutral site:	0-0	37-25
Games played in August:	0-0	3-1
Games played in September:	2-0	30-10
Games played in October:	0-0	28-15
Games played in November:	0-0	25-10
Games played in December:	0-0	3-3
Games played in January:	0-0	3-3
When leading at halftime:	2-0	68-11
When trailing at halftime:	0-0	19-26
When tied at halftime:	0-0	5-5
When scoring first:	1-0	66-17
When opponent scores first:	1-0	26-25
When leading after first quarter:	1-0	52-11
When trailing after first quarter:	1-0	19-22
When tied after first quarter:	0-0	21-9
When leading after three quarters:	2-0	74-11
When trailing after three quarters:	0-0	15-27
When tied after three quarters:	0-0	3-4
Overtime games:	0-0	4-4
When gaining more first downs than opponent:	2-0	69-18
When gaining fewer first downs than opponent:	0-0	19-21
When gaining same number of first downs as opponent:	0-0	4-3
When gaining 200+ yards rushing:	2-0	35-6
When opponent gains 200+ yards rushing:	0-0	5-12
When outrushing opponent:	2-0	75-16
When being outrushed by opponent:	0-0	17-26
When gaining 200+ yards passing:	1-0	56-27
When opponent gains 200+ yards passing:	0-0	41-25
When gaining more total yards than opponent:	2-0	77-16
When gaining fewer total yards than opponent:	0-0	15-26
When leading in time of possession:	2-0	72-15
When trailing in time of possession:	0-0	20-26
When splitting in time of possession:	0-0	0-1

SEASON CAPTAINS

OL Brian Allen, LB Chris Frey

GAME CAPTAINS

Game.....Captain(s)
 Bowling Green..... Joe Bachie, Gerald Holmes
 Western Michigan..... Cole Chewins, Shane Jones,
 Matt Sokol
 Notre Dame..... Byron Bullough, Andrew Dowell

HONORARY CAPTAINS

Game.....Captain(s)
 Bowling Green.....None
 Western Michigan.....None
 Notre Dame.....Kirk Gibson



2017 SPARTAN FOOTBALL GAME NOTES

MICHIGAN STATE DEPTH CHART (AS OF SEPT. 19)

SPARTAN OFFENSE

X	18	FELTON DAVIS III (Jr., 6-4, 195) Cody White (Fr., 6-3, 206)
LT	61	COLE CHEWINS (So., 6-8, 284) Dennis Finley (Sr.-5, 6-7, 307) Mustafa Khaleefah (Fr., 6-5, 281)
LG	70	TYLER HIGBY (So., 6-5, 293) Chase Gianacakos (Jr., 6-6, 296) Nick Padla (Jr., 6-7, 311)
C	65	BRIAN ALLEN (Sr., 6-2, 302) Matt Allen (R-Fr., 6-3, 301)
RG	59	DAVID BEEDLE (Jr., 6-5, 329) Kevin Jarvis (Fr., 6-4, 312)
RT	62	LUKE CAMPBELL (R-Fr., 6-5, 293) Jordan Reid (Fr., 6-4, 271)
TE	81	MATT SOKOL (Jr., 6-6, 250) Noah Davis (R-Fr., 6-4, 248) Matt Dotson (Fr., 6-5, 234)
F	25	DARRELL STEWART JR. (So., 6-2, 210) Hunter Rison (Fr., 5-11, 200) Laress Nelson (Fr., 5-8, 179)
Z	86	TRISHTON JACKSON (So., 6-1, 179) Cam Chambers (R-Fr., 6-2, 211) Hunter Rison (Fr., 5-11, 200)
QB	14	BRIAN LEWERKE (So., 6-3, 212) Damion Terry (Sr.-5, 6-4, 220) Messiah deWeaver (R-Fr., 6-4, 221) Rocky Lombardi (Fr., 6-4, 216)
FB	40	COLLIN LUCAS (Jr., 6-1, 232) Joe Palange (Gr., 6-1, 250)
TB	3	LJ SCOTT (Jr., 6-1, 229) OR
	24	GERALD HOLMES (Sr.-5, 6-1, 231) OR
	28	MADRE LONDON (Jr., 6-1, 218)
	11	Connor Heyward (Fr., 6-0, 219)

SPARTAN DEFENSE

DE	48	KENNY WILLEKES (So., 6-4, 244)
	98	Demetrius Cooper (Sr.-5, 6-6, 249)
	96	Jacob Panasiuk (Fr., 6-3, 266)
DT	72	MIKE PANASIUK (So., 6-4, 294)
	41	Gerald Owens (Jr., 6-2, 312)
	51	Kyonta Stallworth (So., 6-3, 289)
NT	99	RAEQUAN WILLIAMS (So., 6-4, 300)
	93	Naquan Jones (R-Fr., 6-4, 328)
	58	Devyn Salmon (Sr.-5, 6-2, 327)
DE	52	DILLON ALEXANDER (Jr., 6-4, 247)
	91	Robert Bowers (Jr., 6-5, 249)
	86	Drew Beesley (R-Fr., 6-2, 250)
STAR	5	ANDREW DOWELL (Jr., 6-1, 222)
	26	Brandon Randle (R-Fr., 6-2, 231)
	34	Antjuan Simmons (Fr., 6-0, 217)
MIKE	35	JOE BACHIE (So., 6-2, 233)
	38	Byron Bullough (Jr., 6-1, 228)
SAM	23	CHRIS FREY (Sr., 6-2, 238)
	49	Shane Jones (Sr., 6-1, 236) OR
	17	Tyriq Thompson (So., 6-1, 239)
FC	19	JOSH BUTLER (So., 6-0, 186)
	22	Josiah Scott (Fr., 5-10, 173)
	31	T.J. Harrell (Jr., 6-0, 198)
FS	10	MATT MORRISSEY (Jr., 6-3, 208)
	6	David Dowell (So., 6-1, 191)
	24	Tre Person (Fr., 5-10, 165)
BS	27	KHARI WILLIS (Jr., 6-0, 215)
	44	Grayson Miller (Jr., 6-3, 208)
	9	Dominique Long (Fr., 6-2, 185)
BC	2	JUSTIN LAYNE (So., 6-3, 180)
	15	Tyson Smith (Jr., 5-11, 170)

SPARTAN SPECIAL TEAMS

KO	8	BRETT SCANLON (Sr.-5, 5-11, 210)	HLD	14	BRIAN LEWERKE (So., 6-3, 212)
	4	Matt Coghlin (R-Fr., 5-9, 188)			
PK	4	MATT COGHLIN (R-Fr., 5-9, 188)	KR	25	DARRELL STEWART JR. (So., 6-2, 210)
	8	Brett Scanlon (Sr.-5, 5-11, 210)		13	Laress Nelson (Fr., 5-8, 179)
P	25	JAKE HARTBARGER (Jr., 6-4, 201)	PR	25	DARRELL STEWART JR. (So., 6-2, 210)
	8	Brett Scanlon (Sr.-5, 5-11, 210)		13	Laress Nelson (Fr., 5-8, 179)
SN	57	COLLIN CAFLISCH (So., 6-4, 275)		7	Cody White (Fr., 6-3, 206, Fr.)
	47	Ryan Armour (So., 6-0, 219)			

PRONUNCIATION GUIDE

#35: Joe Bachie: bah-chee (or like bocce ball)
 #38 Byron Bullough: BULL-uh
 #4: Matt Coghlin: cog-lynn
 #71 Chase Gianacakos: YAHN-uh-cock-OSE
 #93 Naquan Jones: NAY-kwon

#79 Mustafa Khaleefah: MOO-stuh-fuh kuh-LEE-fuh
 #14 Brian Lewerke: luh-WUHR-key
 #28 Madre London: mah-dray
 #13 Mickey Macius: MAY-shiss
 #13 Laress Nelson: LUH-reece
 #45 Joe Palange: PUH-lan-JEE

#72 Mike Panasiuk: pah-na-shuke (rhymes with luke)
 #96 Jacob Panasiuk: pah-na-shuke (rhymes with luke)
 #58 Devyn Salmon: SAL-min
 #34 Antjuan Simmons: ANN-twon

#81 Matt Sokol: SO-kull
 #51 Kyonta Stallworth: KEY-on-tay
 #17 Tyriq Thompson: ty-REEK
 #48 Kenny Willekes: WILL-uh-KISS
 #27 Khari Willis: car-E
 #99 Raequan Williams: RAY-kwon



STARTING LINEUPS/CAREER STARTS

Career Starts by Position (Season/Career)

				FB 40-Lucas (1/1)						TB 3-Scott (1/12) 24-Holmes (1/10) 28-London (0/6)
									QB 14-Lewerke (2/4) 6-Terry (0/1)	
Z/F 86-Jackson (2/2) 25-Stewart (0/1)		TE 81-Sokol (2/2) 84-Davis (1/1)	RT 62-Campbell (2/2)	RG 59-Beedle (2/7) [^]	C 65-B. Allen (2/27) [^]	LG 70-Higby (2/8)	LT 61-Chewins (2/5) 73-Finley (0/1)			X 18-Davis III (2/4)
FC 19-Butler (2/2) 22-Scott (2/2)			DE 52-Alexander (2/2) 91-Bowers (0/3)	NT 99-Williams (2/5)	DT 72-Panasiuk (2/5)	DE 48-Willekes (2/2) 98-Cooper (0/11)				BC 2-Layne (0/5) 15-T. Smith (0/5)
				SAM 23-Frey (2/14) 49-Jones (0/4)	MIKE 35-Bachie (2/2)	STAR 5-A. Dowell (2/10)				
					FS 10-Morrissey (2/3)				SS 27-Willis (2/6) 44-Miller (0/6)	

* Includes starts at previous school.

+ Double tight end set.

\$ Three receiver set.

O-Line starts:

[^] B. Allen: 27 (16 at LG, 6 at C, 5 at RG)

[^] Beedle 7 (2 at RG, 5 at LT)

2017 OFFENSIVE GAME-BY-GAME STARTERS

Game	X	LT	LG	C	RG	RT	TE	Z	QB	FB	TB
Bowling Green	Davis III	Chewins	Higby	B. Allen	Beedle	Campbell	Sokol	Jackson	Lewerke	Davis+	Scott
Western Michigan	Davis III	Chewins	Higby	B. Allen	Beedle	Campbell	Sokol	Jackson	Lewerke	Lucas	Holmes
Notre Dame											
Iowa											
Michigan											
Minnesota											
Indiana											
Northwestern											
Penn State											
Ohio State											
Maryland											
Rutgers											

* lined up in three receiver set; + lined up in double tight end set

2017 DEFENSIVE GAME-BY-GAME STARTERS

Game	DE	DT	NT	DE	STAR	MIKE	SAM	FC	FS	SS	BC
Bowling Green	Willekes	Panasiuk	Williams	D. Alexander	A. Dowell	Bachie	Frey	Butler	Morrissey	Willis	J. Scott
Western Michigan	Willekes	Panasiuk	Williams	D. Alexander	A. Dowell	Bachie	Frey	Butler	Morrissey	Willis	J. Scott
Notre Dame											
Iowa											
Michigan											
Minnesota											
Indiana											
Northwestern											
Penn State											
Ohio State											
Maryland											
Rutgers											



THE LAST TIME...

OFFENSE

100-YARD RUSHING GAME

Spartans: LJ Scott, 160 yards vs. Ohio State, Nov. 19, 2016 (OSU 17-16)
Opponent: Mike Weber (111 yards) and J.T. Barrett (105), Ohio State, Nov. 19, 2016 (OSU 17-16)

150-YARD RUSHING GAME

Spartans: LJ Scott, 160 yards vs. Ohio State, Nov. 19, 2016 (OSU 17-16)
Opponent: Justin Jackson, Northwestern, 188 yards, Oct. 15, 2016 (NW 54-40)

200-YARD RUSHING GAME

Spartans: LeVeon Bell, 253 yards vs. Eastern Michigan, Sept. 22, 2012 (MSU 23-7)
Opponent: Taylor Martinez, Nebraska, 205 yards, Nov. 3, 2012 (NEB 28-24)

150 RUSHING YARDS AT HALFTIME

Spartans: Javon Ringer, 160 yards vs. Indiana, Oct. 13, 2007 (MSU 52-27)
Opponent: Taylor Martinez, 156 yards, Nov. 3, 2012 (NEB 28-24)

30 OR MORE CARRIES

Spartans: Jeremy Langford, 35 vs. Michigan, Oct. 25, 2014 (MSU 35-11)
Opponent: Justin Jackson, Northwestern, 34, Oct. 15, 2016 (NW 54-40)

40 OR MORE CARRIES

Spartans: LeVeon Bell, 44 vs. Boise State, Aug. 31, 2012 (MSU 17-13)

TWO PLAYERS WITH 100-YARD RUSHING GAMES

Spartans: Nick Hill (178 yards) and Jeremy Langford (109 yards), vs. Indiana, Oct. 18, 2014 (MSU 56-17)
Opponent: Mike Weber (111 yards) and J.T. Barrett (105), Ohio State, Nov. 19, 2016 (OSU 17-16)

300-YARD PASSING GAME

Spartans: Connor Cook, 335 yards (23-for-37) vs. Nebraska, Nov. 7, 2015 (NEB 39-38)
Opponent: Trace McSorley, Penn State, 376 yards (17-for-23), Nov. 26, 2016 (PSU 45-12)

400-YARD PASSING GAME

Spartans: Bill Burke, 400 yards vs. Michigan (21-for-36), Oct. 9, 1999 (MSU 34-31)*
* School record
Opponent: Bryce Petty, Baylor, 550 yards (36-for-51), Jan. 1, 2015 (MSU 42-41)

500-YARD PASSING GAME

Spartans: Not accomplished.
Opponent: Bryce Petty, Baylor, 550 yards (36-for-51), Jan. 1, 2015 (MSU 42-41)

TWO PLAYERS WITH 100-YARD RECEIVING GAMES

Spartans: B.J. Cunningham, 115 yards (5 catches) and Keshawn Martin, 115 yards (9 catches) vs. Wisconsin, Dec. 3, 2011 (WIS 42-39)
Opponent: Corey Davis, 154 yards (10 catches) and Daniel Braverman, 109 yards (13 catches), Western Michigan, Sept. 4, 2015 (MSU 37-24)

150-YARD RECEIVING GAME

Spartans: Aaron Burbridge, 164 yards (10 catches) vs. Nebraska, Nov. 7, 2015 (NEB 39-38)
Opponent: Corey Davis, 154 yards (10 catches), Western Michigan, Sept. 4, 2015 (MSU 37-24)

200-YARD RECEIVING GAME

Spartans: Mark Dell, 202 yards (9 catches) vs. California, Aug. 30, 2008 (CAL 38-31)
Opponent: Tavarres King, Georgia, 205 yards (6 catches), Jan. 2, 2012 (MSU 33-30)

10 STRAIGHT COMPLETIONS TO START GAME

Spartans: Brian Hoyer, 10 vs. UAB, Sept. 1, 2007 (MSU 55-18)
Opponent: Jimmy Clausen, Notre Dame, 10, Sept. 19, 2009 (ND 33-30)

10 STRAIGHT COMPLETIONS

Spartans: Connor Cook, 11 vs. Illinois, Oct. 26, 2013 (MSU 42-3)

30 PASS COMPLETIONS

Spartans: Kirk Cousins, 34 vs. Notre Dame (53 attempts), Sept. 17, 2011 (ND 31-13)
Opponent: Zach Terrell, 33, Western Michigan (51 attempts), Sept. 4, 2015 (MSU 37-24)

SCORED FOUR RUSHING TDS

Spartans: Edwin Baker, four vs. Minnesota (runs of 30, 1, 1 and 1 yard), Nov. 6, 2010 (MSU 31-8)
Opponent: Larry Johnson, Penn State, four (runs of 11, 78, 11, 38 yards), Nov. 23, 2002 (PSU 61-7)

SCORED FOUR RUSHING TDS IN FIRST HALF

Spartans: Jehuu Caulorick, four vs. UAB (runs of 5, 1, 42 and 5 yards), Sept. 1, 2007 (MSU 55-18)
* tied school record with Blake Ezor (1989 vs. Northwestern)

SCORED FOUR TDS

Spartans: Jeremy Langford, four vs. Indiana (3 rush, 1 receiving), Oct. 12, 2013 (MSU 42-28)
Opponent: Montee Ball, Wisconsin, four (3 rush, 1 receiving), Dec. 3, 2011 (WIS 42-39)

SCORED FIVE TDS

Spartans: Javon Ringer, five vs. Eastern Michigan (5 rush), Sept. 6, 2008 (MSU 42-10)
Opponent: Lee Evans, Wisconsin, five (catches of 9, 75, 18, 70, 18 yards), Nov. 15, 2003 (WIS 56-21)

THREW FOUR TD PASSES

Spartans: Connor Cook, four vs. Nebraska, Nov. 7, 2015 (NEB 39-38)
Opponent: Trace McSorley, Penn State, four, Nov. 26, 2016 (PSU 45-12)

THREW FIVE TD PASSES

Spartans: Drew Stanton, five vs. Illinois, Sept. 24, 2005 (MSU 61-14)
* School record
Opponent: Adam Weber, Minnesota, five, Oct. 31, 2009 (MINN 42-34)

THREE TD RECEPTIONS

Spartans: Aaron Burbridge, three vs. Air Force (28, 32, 21 yards from Connor Cook), Sept. 19, 2015 (MSU 35-21)
Opponent: Leonte Carroo, Rutgers, three (catches of 5, 39, 28), Oct. 10, 2015 (MSU 31-24)

80-YARD OR LONGER TD RECEPTION

Spartans: Tyler O'Connor to R.J. Shelton, 86 yards vs. Northwestern, Oct. 15, 2016 (NW 54-40)
Opponent: C.J. Beathard to Tavaun Smith, Iowa, 85 yards, Dec. 5, 2015 (MSU 16-13)

80-YARD OR LONGER TD RUN

Spartans: Delton Williams, 80 yards vs. Eastern Michigan, Sept. 20, 2014 (MSU 73-14)
Opponent: Keith Carlos, Purdue, 80 yards, Nov. 20, 2010 (MSU 35-31)

BACK-TO-BACK 200-YARD RUSHING GAMES

Spartans: Javon Ringer, 2008 (Florida Atlantic and Notre Dame)
* First time accomplished in school history

10 STRAIGHT 100-YARD RUSHING GAMES*

Spartans: Jeremy Langford, 2014 (Sept. 27 Wyoming - Jan. 1 Baylor)*
* School record

300 ALL-PURPOSE YARDS

Spartans: Javon Ringer, 308 yards vs. Florida Atlantic, Sept. 13, 2008 (MSU 17-0)
Opponent: Chad Owens, Hawaii, 301 yards, Dec. 4, 2004 (UH 41-38)

DID NOT SCORE A TOUCHDOWN

Spartans: vs. Penn State, Nov. 26, 2016 (PSU 45-12)
Opponent: Rutgers, Nov. 12, 2016 (MSU 49-0)

DID NOT SCORE AN OFFENSIVE TOUCHDOWN

Spartans: vs. Penn State, Nov. 26, 2016 (PSU 45-12)
Opponent: Western Michigan, Sept. 9, 2017 (MSU 28-14)

SPECIAL TEAMS

KICKOFF RETURN FOR TOUCHDOWN

Spartans: R.J. Shelton, 90 yards vs. Penn State, Nov. 29, 2014 (MSU 34-10)
Opponent: Darius Phillips, Western Michigan, 100 yards, Sept. 9, 2017 (MSU 28-14)

PUNT RETURN FOR TOUCHDOWN

Spartans: Keshawn Martin, 57 yards vs. Northwestern, Nov. 26, 2011 (MSU 31-17)
Opponent: Cyrus Jones, Alabama, 57 yards, Dec. 31, 2015 (ALA 38-0)

BLOCKED PUNT RETURN FOR TOUCHDOWN

Spartans: Bennie Fowler, 0 yards (recovered in end zone; blocked by Tyler Elsworth, 36-yard return) vs. Wisconsin, Oct. 22, 2011 (MSU 37-31)
Opponent: Matt Hahn, Penn State, 0 yards (blocked by Donnie Johnson), Nov. 19, 2005 (PSU 31-22)

BLOCKED PUNT

Spartans: Matt Macksood vs. Notre Dame, Sept. 21, 2013 (UND 17-13)
Opponent: Ohio State blocked Mike Sadler's punt, Dec. 7, 2013 (MSU 34-24)

BLOCKED FIELD GOAL

Spartans: Shilique Calhoun vs. Central Michigan, blocked Brian Eavey's 43-yard attempt, Sept. 26, 2015 (MSU 30-10)
Opponent: Patrick Dougherty, Indiana, blocked Michael Geiger's 40-yard attempt, Oct. 1, 2016 (IU 24-21)

BLOCKED TWO FIELD GOALS

Spartans: Percy Snow vs. Minnesota, Nov. 11, 1989 (MSU 21-7)

DEFENSIVE EXTRA POINT SCORED

Spartans: Ashton Watson, returned blocked PAT, vs. Indiana, Oct. 29, 2005 (MSU 46-15)
Opponent: Jabrill Peppers, Michigan, returned fumble on 2-point conversion, Oct. 29, 2016 (MICH 32-23)

SUCCESSFUL 2-POINT CONVERSION

Spartans: Matt Macksood pass to Josiah Price, vs. Notre Dame, Sept. 17, 2016 (MSU 36-28)

INTERCEPTION RETURN FOR TOUCHDOWN

Spartans: Tyson Smith, 38 yards vs. Bowling Green, Sept. 2, 2017 (MSU 35-10)
Opponent: Kevin Anderson, Stanford, 40 yards, Jan. 1, 2014 (MSU 24-20)

FUMBLE RETURN FOR TOUCHDOWN

Spartans: Demetrious Cox, 77 yards vs. Penn State, Nov. 28, 2015 (MSU 55-16)
Opponent: Darius Phillips, Western Michigan, 67 yards, Sept. 9, 2017 (MSU 28-14)

70-YARD PUNT

Spartans: Mike Sadler, 70 yards vs. Ohio State, Sept. 29, 2012 (OSU 17-16)
Opponent: Tyler Newsome, Notre Dame, 71 yards, Sept. 17, 2016 (MSU 36-28)

50-YARD FIELD GOAL

Spartans: Michael Geiger, 52 yards vs. Michigan, Oct. 29, 2016 (MICH 32-23)

KICKED FOUR FIELD GOALS

Spartans: Michael Geiger, four vs. Penn State (28, 36, 33, 21 yards), Nov. 26, 2016 (PSU 45-12)
Opponent: Mike Nugent, Ohio State, four (44, 24, 42, 18 yards), Nov. 8, 2003 (OSU 33-23)

MISSED EXTRA POINT

Spartans: Michael Geiger vs. Penn State, Nov. 28, 2015 (MSU 55-16)
Opponent: Andrew Endicott, Wisconsin, Sept. 24, 2016 (UW 30-6)

SUCCESSFUL ONSIDE KICK

Spartans: Kevin Cronin vs. Baylor, Jan. 1, 2015 (MSU 42-41)
Opponent: Mitch Ewald, Indiana, Oct. 6, 2012 (MSU 31-27)

DEFENSE

HELD TO 25 OR FEWER YARDS RUSHING

Spartans: 48 yards vs. Alabama (28 attempts), Jan. 1, 2011 (ALA 49-7)
Opponent: 18 yards by Western Michigan (23 carries), Sept. 4, 2015 (MSU 37-24)

HELD TO 50 OR FEWER YARDS RUSHING

Spartans: 29 yards vs. Alabama (26 attempts), Dec. 31, 2015 (ALA 38-0)
Opponent: 18 yards by Western Michigan (23 carries), Sept. 4, 2015 (MSU 37-24)

HELD TO 10 OR FEWER FIRST DOWNS

Spartans: 9 vs. Ohio State, Oct. 20, 2007 (OSU 24-17)
Opponent: 8 by Bowling Green, Sept. 2, 2017 (MSU 35-10)

HELD TO 100 OR FEWER YARDS PASSING

Spartans: 94 yards vs. South Florida (12-24), Sept. 7, 2013 (MSU 21-6)
Opponent: 79 yards by Western Michigan (12-27), Sept. 9, 2017 (MSU 28-14)

HELD TO 100 OR FEWER YARDS PASSING BACK-TO-BACK GAMES

Opponent: 40 yards by Rutgers (6-18-2), Nov. 12, 2016 (MSU 49-0); 86 yards by Ohio State (10-22-0), Nov. 19, 2016 (OSU 17-16)

SHUTOUT RECORDED

Spartans: vs. Rutgers (49-0), Nov. 12, 2016
Opponent: by Alabama (38-0), Dec. 31, 2015

SHUTOUT RECORDED IN SPARTAN STADIUM

Spartans: vs. Rutgers (49-0), Nov. 12, 2016
Opponent: by Michigan (31-0), Oct. 12, 1985

SAFETY RECORDED

Spartans: William Gholston, vs. Northwestern, Nov. 17, 2012 (NU 23-20)
Opponent: Joe Gaziano, Northwestern, Oct. 15, 2016 (NW 54-40)

PLAYER HAD THREE SACKS

Spartans: Riley Bulough, three vs. Western Michigan, Sept. 4, 2015 (MSU 37-24)
Opponent: Brandon Graham, Michigan, three, Oct. 25, 2008 (MSU 35-21)

SCORED TWO DEFENSIVE TOUCHDOWNS

Spartans: Two vs. Penn State (Demetrious Cox 77-yard fumble return; Malik McDowell 13-yard interception return), Nov. 28, 2015 (MSU 55-16)
Opponent: Two by Ohio State (Thaddeus Gibson fumble return; Jermale Hines fumble return), Oct. 18, 2008 (OSU 45-7)

SCORED TWO DEFENSIVE TOUCHDOWNS - SAME PLAYER

Spartans: Two vs. South Florida (Shilique Calhoun 4-yard fumble return; Calhoun 56-yard interception return), Sept. 7, 2013 (MSU 21-6)*
* school record

FOUR INTERCEPTIONS

Spartans: Four vs. Central Michigan (Robinson, Lewis, Bulough, Drummond), Sept. 24, 2011 (MSU 45-7)
Opponent: Four by Boston College, Dec. 28, 2007 (BC 24-21)

TEAM/MISCELLANEOUS

BIGGEST COMEBACK

Spartans: *35 points (down 38-3) vs. Northwestern on Oct. 21, 2006, with 38 straight points to win, 41-38.
* NCAA FBS Record

BIGGEST COMEBACK IN DANTONIO ERA

Spartans: 20 points (down 41-21 in third quarter vs. Baylor in 2015 Cotton Bowl Classic; MSU rallied to win 42-41).

SCORED 40 POINTS IN FIRST HALF

Spartans: 42 points (led 42-7 at half), beat Wyoming 56-14 on Sept. 27, 2014

SCORED 45 POINTS IN FIRST HALF

Spartans: *49 points (led 49-0 at half), beat Eastern Michigan 73-14 on Sept. 20, 2014
* Post-WWII Record.

600 YARDS TOTAL OFFENSE

Spartans: 662 vs. Indiana, Oct. 18, 2014 (MSU 56-17)
Opponent: 611 yards by Northwestern, Sept. 29, 2007 (NU 48-41, OT)

500 YARDS TOTAL OFFENSE

Spartans: 501 vs. Notre Dame, Sept. 17, 2016 (MSU 36-28)
Opponent: 583, Baylor, Jan. 1, 2015 (MSU 42-41)

300 YARDS RUSHING

Spartans: 330 vs. Indiana, Oct. 18, 2014 (MSU 56-17)
Opponent: 313, Nebraska, Nov. 3, 2012 (NEB 28-24)

300 YARDS RUSHING - BACK-TO-BACK GAMES

Spartans: 336 vs. Eastern Michigan, Sept. 20, 2014 (MSU 73-14); 348 vs. Wyoming, Sept. 27, 2014 (MSU 56-14)

400 YARDS TOTAL OFFENSE IN FIRST HALF

Spartans: 438 vs. UAB, Sept. 1, 2007 (MSU 55-18)

300 YARDS TOTAL OFFENSE IN FIRST HALF


Spartans: 334, vs. Rutgers, Nov. 22, 2014 (MSU 45-3)

WON GAME ON FINAL PLAY - REGULATION

Spartans: Michael Geiger, 41-yard field goal as time expired vs. Ohio State, Nov. 21, 2015 (MSU 17-14)
Opponent: Marvin McNutt, Iowa, caught 7-yard pass from Ricky Stanzani on fourth-and-goal as time expired, Oct. 24, 2009 (IOWA 15-13)



HEAD COACH MARK DANTONIO



Now in his 11th season at Michigan State, Mark Dantonio is one of the most accomplished head coaches in the school's storied history, leading a program that has transformed itself into one of the nation's perennial powers.

Dantonio has won the most Big Ten Championships (three) and bowl games (four) of any Spartan head coach and also ranks first with nine bowl appearances. He is the only active Big Ten coach to win multiple Big Ten Championships (2010, 2013, 2015), claim a victory in the Rose Bowl (2014), and coach in the College Football Playoff (2015). The second-winningest coach in school history, trailing only Hall of Famer Duffy Daugherty, Dantonio owns a 92-42 (.687) record at MSU since his arrival in 2007. He also ranks first in program history in conference winning percentage (.654, 53-28 record, minimum 10 games), second in home wins (55) and AP Top 25 victories (17), tied for second in Big Ten wins (53) and AP Top 25 finishes (six), and fifth in overall winning percentage (.687).

A Zanesville, Ohio, native with Midwest ties, Dantonio is in his 38th year of collegiate coaching, including his 14th as a head coach and 16th in East Lansing (served as the Spartan secondary coach from 1995-2000). The 61-year-old Dantonio won his school-record third Big Ten Championship in 2015 with a 16-13 victory over previously undefeated and fourth-ranked Iowa that sent Michigan State to the College Football Playoff. He became MSU's second all-time winningest coach with his 71st victory on Oct. 25, 2014, against Michigan (record: Duffy Daugherty, 109). He won his 100th career game as a head coach in dramatic fashion on Oct. 17, 2015, at Michigan Stadium as the Spartans rallied to defeat the Wolverines, 27-23, on a 38-yard fumble return as time expired. Dantonio owns a career record of 110-59 (.651) in his 14th season as a head coach.

A two-time Big Ten Coach of the Year (2010, 2013), Dantonio has led Michigan State to Top 25 finishes in six of his 10 seasons (2008: No. 24 in both polls; 2010: No. 14 in both polls; 2011: No. 10 USA TODAY/No. 11 AP; 2013: No. 3 in both polls; 2014: No. 5 in both

polls; and 2015: No. 6 in both polls). Dantonio's six AP Top-25 finishes are tied for second most in school history (Biggie Munn, who coached from 1947-53, had six consecutive from 1948-53; Daugherty's teams posted seven Top-25 finishes during his 19-year tenure from 1954-72). MSU (No. 3 in 2013, No. 5 in 2014, No. 6 in 2015) was the only school to finish in the top six of the final AP Poll from 2013-15.

Michigan State is in the midst of its second winningest decade in school history with a 70-25 record since 2010 (.737). MSU's highest winning percentage by decade is currently the 1950s (.766, 70-21-1 record). The 70 wins since 2010 are 12th most among NCAA Football Bowl Subdivision teams and second most in the Big Ten during that same period. During that span, MSU has claimed three Big Ten Championships (2010, 2013, 2015) and three Big Ten Division titles (2011, 2013, 2015). In addition, the Spartans recorded a school-record four consecutive bowl victories (2012 Outback against No. 18 Georgia, 2012 Buffalo Wild Wings against TCU, 2014 Rose Bowl Game against No. 5 Stanford, 2015 Cotton Bowl Classic against No. 4 Baylor), which also tied a Big Ten record. MSU's 41 wins since 2013 are tied for eighth most in the NCAA Football Bowl Subdivision.

Dantonio made history by becoming the first Big Ten coach to record five 11-win seasons in a six-year span following MSU's 12-win campaign in 2015 (11 in 2010; 11 in 2011; school-record 13 in 2013, 11 in 2014; 12 in 2015). His five 11-win seasons are tied with Joe Paterno of Penn State and Urban Meyer of Ohio State for the second most in Big Ten history (Jim Tressel with six, although the 2010 season was officially vacated; Paterno with five at PSU as Big Ten member). Prior to Dantonio's arrival, MSU had not recorded an 11-win season in its history, and had just two 10-win seasons (1965, 1999).

During conference play, Michigan State has won 26 of its last 36 games against Big Ten opponents, dating back to the 2012 regular-season finale, including 19 wins by double-figures. In addition, Michigan State has recorded 50 Big Ten regular-season victories since 2008, the third most of any team in the conference. Since the inception of the College Football Playoff and New Year's Six in 2014, Michigan State is one of only six schools (Alabama, Clemson, Florida State, Ohio State, Oklahoma) schools to play in both the CFP (2015 vs. Alabama) and a New Year's Six game (2015 Cotton Bowl vs. Baylor).

Michigan State extended its school record by playing in a bowl game for the ninth consecutive season in 2015 (2007 Champs Sports Bowl, 2009 Capital One Bowl, 2010 Alamo Bowl, 2011 Capital One Bowl, 2012 Outback Bowl, 2012 Buffalo Wild Wings Bowl, 2014 Rose Bowl, 2015 Cotton Bowl, 2015 College Football Playoff Semifinal at Cotton Bowl). Dantonio also extended his school record for most bowl appearances (nine) by a head coach with a trip to the College Football Playoff Semifinal at the Cotton Bowl Classic in 2015 (previous record: George Perles with seven from 1983-94). Dantonio is 4-5 in bowl games at Michigan State, including a school-record four-game winning streak (2012 Outback, 2012 Buffalo Wild Wings, 2014 Rose, 2015 Cotton). Dantonio has led his teams to 11 bowl berths in 13 full seasons as a head coach (nine at MSU, two at Cincinnati).

Dantonio has coached the third-most games of any Spartan head coach in school history (Daugherty: 183; Perles: 139; Dantonio: 134). In addition, Dantonio is the third-longest tenured coach in the Big Ten

(Kirk Ferentz, Iowa: 19th season; Pat Fitzgerald, Northwestern: 12th season) and eighth longest in the FBS (same school).

Since 2007, Dantonio has helped develop nine different first-team All-Americans and 11 selections overall: RB Javon Ringer (2008); LB Greg Jones (2009-10); DT Jerel Worthy (2011); RB Le'Veon Bell (2012); CB Darqueze Dennard and P Mike Sadler (2013); S Kurtis Drummond (2014); C Jack Allen (2014-15) and OT Jack Conklin (2015). In addition, Dantonio has helped produce 36 first-team All-Big Ten selections.

Twenty-eight Spartans have been chosen in the NFL Draft under Dantonio's watch, including three consecutive first-round selections from 2014-16. Dennard was a 2013 unanimous All-America selection and also won the Jim Thorpe Award, which is given annually to the nation's best defensive back. He was selected in the first round of the 2014 NFL Draft (No. 24 overall) by the Cincinnati Bengals to become the first Spartan under Dantonio to be chosen in the first round. Cornerback Trae Waynes was selected in the first round by the Minnesota Vikings at No. 11 overall in 2015. Michigan State became just the sixth school to have cornerbacks selected in the first round of the NFL Draft in consecutive years, joining Alabama (2012-13), LSU (2011-12), Miami-Florida (2005-06), Ohio State (1999-2001) and Notre Dame (1993-94). In 2016, offensive tackle Jack Conklin became the highest Spartan drafted under Dantonio as he was chosen No. 8 overall by the Tennessee Titans, and went on to earn AP All-Pro honors as a rookie. The Spartans had six players drafted in 2012, the most in the Dantonio era, and five in 2016.

From his first day on the job, Dantonio has pledged to support student-athletes as they pursue excellence, both in the classroom and on the playing field. In his first 10 seasons, a total of 189 players have earned their undergraduate degrees. In addition, 136 Spartans have earned Academic All-Big Ten honors, including seven Academic All-America selections (Blair White, 2009 second team; Sadler, 2014 first team, 2013 first team, 2012 second team, 2011 second team; Max Bullough, 2013 first team, 2012 second team). MSU set a program record with 22 Academic All-Big Ten honorees in 2016. In the past six years, Michigan State has placed three student-athletes in the National Football Foundation Scholar-Athlete Class (Kirk Cousins in 2011; Bullough in 2013; Sadler in 2014). Sadler became MSU's first four-time Academic All-American and was a finalist for the 2014 William V. Campbell Trophy (nation's top scholar-athlete).

For his work in the community, Dantonio received the 2016 Gene Stallings Award, which is given annually to college football head coaches who are also humanitarians and strive to promote healthy, vibrant communities through charitable and community service efforts. In addition to Dantonio's numerous accomplishments as head football coach at Michigan State, he has been an active member of the Mid-Michigan community. Dantonio and his wife, Becky, have hosted a women's football clinic nearly every year of his tenure, with proceeds going to local charities. The most recent clinic in April 2016 benefited the Boys and Girls Club of Lansing. Dantonio was named honorary chairman of the Children's Miracle Network at the Sparrow Children Center's in Lansing in 2009 and has played an integral role in helping children throughout the Mid-Michigan region get the medical care they need. Dantonio and his staff have also hosted CMN telethons that have raised hundreds of thousands of dollars. He has also played a role in getting the Spartans visiting elementary and middle schools throughout Lansing as part of the city's "Lansing Promise" campaign.

HEAD COACH MARK DANTONIO



Dantonio was also named a 2015 finalist for the Bobby Dodd Coach of the Year Award, which annually honors the coach of a team with a successful season on the field and equally as important, stresses the importance of academic excellence and desire to give back to the community.

Under Dantonio, Spartan teams have produced some of the longest winning streaks in school history. MSU's 13-game Big Ten winning streak from 2012-14 was its second-longest conference run, while MSU's 12-game winning streak that began on Nov. 15, 2014, and ended on Nov. 7, 2015, was tied for the third longest in school history. Dantonio also had an 11-game winning streak during the 2013-14 seasons. In addition, Michigan State has produced a 55-17 record (.764) in home games since 2007, including four undefeated home seasons (2010, 2011, 2013, 2015).

The Spartans have consistently produced victories against highly ranked teams under Dantonio. MSU has defeated 17 AP Top-25 teams in his tenure, including seven in the Top 10. The Spartans have twice stopped the two longest winning streaks in Ohio State history (snapped school-record 24-game winning streak over the No. 2 Buckeyes in the 2013 Big Ten Championship Game; snapped 23-game winning streak over the defending National Champion and second-ranked Buckeyes on Nov. 21, 2015, in Ohio Stadium). MSU also has AP Top 10 wins over No. 4 Iowa (2015 season), No. 4 Baylor (2014), No. 4 Wisconsin (2011), No. 5 Stanford (2013) and No. 7 Oregon (2015) under Dantonio. The Spartans have also defeated Michigan seven times in the last nine years, including a last-second victory

against the No. 12 Wolverines on Oct. 17, 2015, in Michigan Stadium.

Known as one of the top defensive minds in the country, Dantonio and his staff have assembled one of the most consistently productive defenses in the FBS, year in and year out. The Spartans were the only team to rank in the NCAA FBS Top 10 in total defense from 2011-14 (No. 6 in 2011, No. 4 in 2012, No. 2 in 2013, No. 8 in 2014). A key reason for MSU's success has been creating turnovers, as the Spartans led the Big Ten for three consecutive years from 2013-15 in turnover margin, figures which also ranked in the FBS Top 10 (No. 10 in 2013 at +0.93; No. 2 in 2014 at +1.46; No. 4 in 2015 at +1.0).

Stopping the run has been the main theme for MSU, and it led to ranking No. 1 in the NCAA FBS in rushing defense in 2014 (88.5 ypg.). Since the Big Ten began awarding stat champions in all games in 1985, Michigan State (2011-14) became only the second team in conference history to lead the league in rushing defense four years in a row (Michigan, 1990-93). MSU's 88.5 rushing yards allowed in 2014 was the eighth-lowest total in school history. The Spartans have ranked in the Top 25 in rushing defense six times in the last eight seasons, including a run of five straight years in the top 11 (2011-15).

ALL-TIME WINNINGEST COACHES: MSU HISTORY

OVERALL

Rk.	Coach (Years)	Wins
1.	Duffy Daugherty (1954-72)	109
2.	Mark Dantonio (2007-)	92
3.	Charles Bachman (1933-46)	70
4.	George Perles (1983-94)	68
5.	Chester Brewer (1903-10, '17, '19)	58

Rk.	Coach (Years)	Win Pct.
1.	John Macklin (1911-15)	.853 (29-5)
2.	Clarence "Biggie" Munn (1947-53)	.846 (54-9-20)
3.	Jim Crowley (1929-32)	.712 (22-8-3)
4.	Chester Brewer (1903-10, '17, '19)	.699 (58-23-7)
5.	Mark Dantonio (2007-)	.687 (92-42)

BIG TEN GAMES

Rk.	Coach (Years)	Wins
1.	Duffy Daugherty (1954-72)	72
2.	George Perles (1983-94)	53
	Mark Dantonio (2007-)	53

Rk.	Coach (Years) [Min. 10 games]	Win Pct.
1.	Mark Dantonio (2007-)	.654 (53-28)
2.	Denny Stolz (1973-75)	.604 (14-9-1)
3.	Nick Saban (1995-99)	.603 (23-15-1)

BOWL APPEARANCES

Rk.	Coach (Years)	Bowls
1.	Mark Dantonio (2007-)	9
2.	George Perles (1983-94)	7

BOWL WINS

Rk.	Coach (Years)	Bowl Wins
1.	Mark Dantonio (2007-)	4
2.	George Perles (1983-94)	3

AP TOP-25 FINISHES

Rk.	Coach (Years)	Wins
1.	Duffy Daugherty (1954-72)	7
2.	Mark Dantonio (2007-)	6
	Clarence "Biggie" Munn (1947-53)	6

WINS OVER AP TOP-25 TEAMS

Rk.	Coach (Years)	Wins
1.	Duffy Daugherty (1954-72)	25
2.	Mark Dantonio (2007-)	17
3.	George Perles (1983-94)	14

WINS OVER AP TOP-10 TEAMS

Rk.	Coach (Years)	Wins
1.	Duffy Daugherty (1954-72)	17
2.	Mark Dantonio (2007-)	7
3.	Clarence "Biggie" Munn (1947-53)	5

HOME GAMES

Rk.	Coach (Years)	Wins
1.	Duffy Daugherty (1954-72)	68
2.	Mark Dantonio (2007-)	55
3.	Charles Bachman (1933-46)	46

Rk.	Coach (Years)	Pct.
1.	Clarence "Biggie" Munn (1947-53)	.892 (33-4)
2.	Jim Crowley (1929-32)	.886 (19-2-1)
3.	John Macklin (1911-15)	.857 (18-3)
4.	Chester Brewer (1903-10, '17, '19)	.845 (45-7-3)
5.	Charles Bachman (1933-46)	.790 (46-10-6)
6.	Mark Dantonio (2007-)	.764 (55-17)

BIG TEN COACHING HISTORY

MOST 11-WIN SEASONS

Coach (School)	Years
Jim Tressel, Ohio State (6)	2002, '03, '06, '07, '09, '10*
Joe Paterno, Penn State (5)	1994, '96, 2005, '08, '09*
Mark Dantonio, MSU (5)	2010, '11, '13, '14, '15
Urban Meyer, Ohio State (5)	2012, '13, '14, '15, '16

* wins vacated in 2010; ^ as Big Ten member (15 overall)

THE DANTONIO FILE

PERSONAL DATA: Born Mark Dantonio in El Paso, Texas, on March 9, 1956. Family: wife Becky and two daughters, Kristen and Lauren.

PREVIOUS COACHING EXPERIENCE: College - Graduate assistant at Ohio U. (1980); graduate assistant at Purdue (1981); defensive coordinator at Butler (Kan.) Junior College (1982); graduate assistant at Ohio State (1983-84); defensive secondary coach at Akron (1985); defensive secondary coach and defensive coordinator at Youngstown State (1986-90); defensive secondary coach at Kansas (1991-94); defensive secondary coach (1995-2000) and associate head coach (2000) at Michigan State; defensive coordinator at Ohio State (2001-03); head coach at Cincinnati (2004-06).

COACHING RECORD: 110-59 (.651) in his 14th season as a college head coach: 18-17 (.514) in three seasons at Cincinnati (2004-06); 92-42 (.687) in his 11th season at Michigan State (2007-); 53-28 (.654) in Big Ten games.

EDUCATION: Bachelor's degree in education from South Carolina in 1979; master's degree in education from Ohio U. in 1980.

PLAYING EXPERIENCE: College - Three-year letterman as a defensive back at South Carolina (1976-78).

POSTSEASON EXPERIENCE: Coach - 1987 NCAA I-AA playoffs, 1989 NCAA I-AA playoffs, 1990 NCAA I-AA playoffs, 1983 Fiesta Bowl, 1984 Rose Bowl, 1992 Aloha Bowl, 1995 Independence Bowl, 1996 Sun Bowl, 1997 Aloha Bowl, 2000 Florida Citrus Bowl, 2002 Outback Bowl, 2003 Fiesta Bowl, 2004 Fiesta Bowl, 2004 Fort Worth Bowl, 2007 Champs Sports Bowl, 2009 Capital One Bowl, 2010 Alamo Bowl, 2011 Capital One Bowl, 2012 Outback Bowl, 2012 Buffalo Wild Wings Bowl, 2014 Rose Bowl, 2015 Cotton Bowl, 2015 College Football Playoff (Cotton Bowl).

Dantonio's Career Record - Head Coach

Year	School	Overall			Conference			Finish	Bowl	Rk.
		W	L	Pct.	W	L	Pct.			
2004	Cincinnati	7	5	.583	5	3	.625	T-2nd (C-USA)	Fort Worth Bowl Champs	-
2005	Cincinnati	4	7	.364	2	5	.286	T-6th (Big East)	-	-
2006	Cincinnati	7	5	.583	4	3	.571	T-7th (Big East)	International Bowl*	-
2007	Michigan State	7	6	.538	3	5	.375	T-7th (B1G)	Champs Sports Bowl	-
2008	Michigan State	9	4	.692	6	2	.750	3rd (B1G)	Capital One Bowl	24/24
2009	Michigan State	6	7	.462	4	4	.500	T-6th (B1G)	Alamo Bowl	-
2010	Michigan State	11	2	.846	7	1	.875	T-1st (B1G)	Capital One Bowl	14/14
2011	Michigan State	11	3	.786	7	1	.875	1st (B1G Legends)	Outback Bowl Champs	11/10
2012	Michigan State	7	6	.538	3	5	.375	4th (B1G Legends)	Buffalo Wild Wings Champs	-
2013	Michigan State	13	1	.929	8	0	1.000	1st (B1G Legends)	Rose Bowl Champs	3/3
2014	Michigan State	11	2	.846	7	1	.875	2nd (B1G East)	Cotton Bowl Champs	5/5
2015	Michigan State	12	2	.857	7	1	.875	1st (B1G East)	CFP (Cotton Bowl)	6/6
2016	Michigan State	3	9	.250	1	8	.111	6th (B1G East)	-	-
2017	Michigan State	2	0	1.000	0	0	.000	-	-	-
Totals		110	59	.649	64	39	.621		11 bowl games (5-5)*	

* Did not coach Cincinnati in bowl game

2017 MICHIGAN STATE FOOTBALL | NUMERICAL ROSTER

No.	Name	Pos.	Ht.	Wt.	Elig.	Cl.	Exp.	Hometown (Previous School)
2	Justin Layne	CB	6-3	180	So.	So.	1L	Cleveland, Ohio (Benedictine)
3	LJ Scott	RB	6-1	229	Jr.	Jr.	2L	Hubbard, Ohio (Hubbard)
4	Matt Coghlin	K	5-9	188	Fr.	So.	RS	Cincinnati, Ohio (Archbishop Moeller)
4	C.J. Hayes	WR	6-1	202	Fr.	Fr.	HS	Bowling Green, Ky. (South Warren)
5	Andrew Dowell	LB	6-1	222	Jr.	Jr.	2L	North Ridgeville, Ohio (St. Edward)
5	Hunter Rison	WR	5-11	200	Fr.	Fr.	HS	Ann Arbor, Mich. (Skyline)
6	David Dowell	S	6-1	191	So.	Jr.	1L	North Ridgeville, Ohio (St. Edward)
6	Damion Terry	QB	6-4	220	Sr.	Sr.-5	3L	Erie, Pa. (Cathedral Prep)
7	Cody White	WR	6-3	206	Fr.	Fr.	HS	Novi, Mich. (Walled Lake Western)
8	Lashawn Paulino-Bell	DE	6-3	227	Fr.	Fr.	HS	Tamarac, Fla. (St. Thomas Aquinas)
8	Brett Scanlon	K	5-11	210	Sr.	Sr.-5	SQ	Dowagiac, Mich. (Western Michigan)
9	Dominique Long	S	6-2	185	Fr.	Fr.	HS	Westerville, Ohio (Westerville South)
10	Messiah deWeaver	QB	6-4	221	Fr.	So.	RS	Huber Heights, Ohio (Wayne)
10	Matt Morrissey	S	6-3	209	Jr.	Sr.	2L	Lincolnshire, Ill. (Adlai E. Stevenson)
11	Connor Heyward	RB	6-0	219	Fr.	Fr.	HS	Duluth, Ga. (Peachtree Ridge)
12	Rocky Lombardi	QB	6-3	216	Fr.	Fr.	HS	Clive, Iowa (Valley)
13	Mickey Macius	QB	6-2	211	Jr.	Gr.	TR	Arlington Heights, Ill. (Austin Peay)
13	Laress Nelson	WR	5-8	179	Fr.	Fr.	HS	Fort Lauderdale, Fla. (American Heritage)
14	Emmanuel Flowers	CB	6-1	184	Fr.	Fr.	HS	Chino Hills, Calif. (Ayala)
14	Brian Lewerke	QB	6-3	212	So.	Jr.	1L	Phoenix, Ariz. (Pinnacle)
15	Tyson Smith	CB	5-11	170	Jr.	Jr.	2L	Southfield, Mich. (Orchard Lake St. Mary's)
16	Austin Andrews	S	6-0	193	Fr.	So.	RS	Columbus, Ohio (St. Francis DeSales)
16	Brandon Sowards	WR	6-0	193	Jr.	Sr.	2L	Wyandotte, Mich. (Roosevelt)
17	Tyriq Thompson	LB	6-1	239	So.	Jr.	1L	Detroit, Mich. (Martin Luther King)
18	Felton Davis III	WR	6-4	195	Jr.	Jr.	2L	Richmond, Va. (Highland Springs)
19	Josh Butler	CB	6-0	186	So.	Jr.	1L	Mesquite, Texas (West Mesquite)
19	Nick Krumm	WR	5-10	190	So.	Jr.	SQ	Commerce Township, Mich. (Walled Lake Central)
20	Davis Lewandowski	WR	6-0	201	So.	Jr.	SQ	Okemos, Mich. (Okemos)
20	Jalen Watts-Jackson	S	5-11	184	Jr.	Sr.	2L	Detroit, Mich. (Orchard Lake St. Mary's)
21	Cam Chambers	WR	6-2	211	Fr.	So.	RS	Sicklerville, N.J. (Timber Creek Regional)
22	Josiah Scott	CB	5-10	173	Fr.	Fr.	HS	Hamilton, Ohio (Fairfield)
23	Chris Frey	LB	6-2	238	Sr.	Sr.	3L	Upper Arlington, Ohio (Upper Arlington)
24	Gerald Holmes	RB	6-1	231	Sr.	Sr.-5	2L	Flint, Mich. (Carman-Ainsworth)
24	Tre Person	S	5-10	165	Fr.	Fr.	HS	Atlanta, Ga. (Westlake)
25	Jake Hartbarger	P	6-4	201	Jr.	Sr.	2L	Waterville, Ohio (Anthony Wayne)
25	Darrell Stewart Jr.	WR	6-2	210	So.	Jr.	1L	Houston, Texas (Nimitz)
26	Brandon Randle	LB	6-2	231	Fr.	So.	RS	Battle Creek, Mich. (Battle Creek Central)
27	Weston Bridges	RB	5-11	197	Fr.	Fr.	HS	Akron, Ohio (Copley)
27	Khari Willis	S	6-0	215	Jr.	Jr.	2L	Jackson, Mich. (Lumen Christi)
28	Madre London	RB	6-1	218	Jr.	Sr.	2L	Little Rock, Ark. (St. Thomas Aquinas)
29	Shakur Brown	CB	6-0	180	Fr.	Fr.	HS	Stockbridge, Ga. (Woodland)
30	Tanner Hallock	FB	6-1	225	Fr.	Fr.	HS	Grand Rapids, Mich. (Forest Hills Central)
31	T.J. Harrell	CB	6-0	198	Jr.	Sr.	2L	Tampa, Fla. (Tampa Catholic)
32	Corey Pryor	DB	5-10	204	Fr.	So.	RS	Jackson, Mich. (Jackson)
34	Antjuan Simmons	LB	6-0	217	Fr.	Fr.	HS	Ann Arbor, Mich. (Pioneer)
35	Joe Bachie	LB	6-2	233	So.	So.	1L	Brook Park, Ohio (Berea-Midpark)
36	Noah Sargent	RB	6-0	185	So.	So.	TR	Fenton, Mich. (Saginaw Valley State)
37	Dante Razzano	LB	6-2	225	Fr.	So.	RS	Niles, Mich. (Edwardsburg)
38	Byron Bullough	LB	6-1	228	Jr.	Sr.	2L	Traverse City, Mich. (St. Francis)
39	Ben Line	FB	6-2	245	Sr.	Sr.	TR	Oxford, Mich. (Robert Morris)
40	Collin Lucas	FB	6-1	232	Jr.	Sr.	SQ	Avon Lake, Ohio (Avon Lake)
41	Reid Burton	FB	6-1	234	Fr.	So.	RS	East Lansing, Mich. (East Lansing)
41	Gerald Owens	DT	6-2	312	Jr.	Sr.	1L	Thorofare, N.J. (West Deptford)
42	Hussien Kadry	TE	6-3	230	Sr.	Sr.-5	SQ	Dearborn, Mich. (Fordson)

EXP. KEY – HS: High School; **RS:** Redshirted; **JC:** Junior College; **TR:** Transfer; **SQ:** Squad Member; **L:** Letters Earned.

2017 MICHIGAN STATE FOOTBALL | NUMERICAL ROSTER

No.	Name	Pos.	Ht.	Wt.	Elig.	Cl.	Exp.	Hometown (Previous School)
42	Brent Mossburg	LB	6-2	204	Fr.	Fr.	HS	Carleton, Mich. (Airport)
43	Jack Mandryk	S	6-0	184	Fr.	Fr.	HS	Hudsonville, Mich. (Hudsonville)
44	Grayson Miller	S	6-3	208	Jr.	Jr.	2L	Georgetown, Ky. (Scott)
44	Max Rosenthal	FB	6-2	235	Fr.	Fr.	HS	Winnetka, Ill. (New Trier Township Winnetka)
45	Joe Palange	FB	6-1	250	Sr.	Gr.	TR	Cleveland, Ohio (Utah State)
45	Darien Tipps-Clemons	LB	5-11	219	Fr.	Fr.	HS	Piqua, Ohio (Piqua)
47	Ryan Armour	SN	6-0	219	So.	Jr.	SQ	Traverse City, Mich. (St. Francis)
47	Noah Harvey	LB	6-3	209	Fr.	Fr.	HS	Hartland, Wis. (Arrowhead)
48	Kenny Willekes	DE	6-4	244	So.	Jr.	SQ	Rockford, Mich. (NorthPointe Christian)
49	Shane Jones	LB	6-1	236	Sr.	Sr.-5	3L	Cincinnati, Ohio (Archbishop Moeller)
50	Sean Harrington	LB	6-4	227	Sr.	Sr.-5	2L	Commerce Township, Mich. (Orchard Lake St. Mary's)
51	Kyonta Stallworth	DT	6-3	289	So.	Jr.	SQ	Detroit, Mich. (Martin Luther King)
52	Dillon Alexander	DE	6-4	247	Jr.	Sr.	1L	Forsyth, Ga. (Lambert)
54	Mitchell Sokol	LB	6-3	219	Fr.	Fr.	HS	Rochester, Mich. (Orchard Lake St. Mary's)
55	Jordan Reid	OT	6-4	271	Fr.	Fr.	HS	Mount Clemens, Mich. (Cass Tech)
56	Matt Carrick	OG	6-4	319	Fr.	Fr.	HS	Minerva, Ohio (Perry)
57	Collin Caflisch	SN	6-4	275	So.	Jr.	1L	Canton, Mich. (Canton)
58	Devyn Salmon	DT	6-2	327	Sr.	Sr.-5	1L	Plant City, Fla. (Plant City)
59	David Beedle	OG	6-5	329	Jr.	Sr.	2L	Clarkston, Mich. (Clarkston)
60	Casey Schreiner	OG	6-4	323	Jr.	Sr.	SQ	Bethel Park, Pa. (Bethel Park)
61	Cole Chewins	OT	6-8	284	So.	Jr.	1L	Clarkston, Mich. (Clarkston)
62	Luke Campbell	OT	6-5	293	Fr.	So.	RS	Lewis Center, Ohio (Olentangy)
63	Noah Listermann	OT	6-8	312	So.	Jr.	SQ	Cincinnati, Ohio (Winton Woods)
64	Matt Allen	OL	6-3	301	Fr.	So.	RS	Hinsdale, Ill. (Hinsdale Central)
65	Brian Allen	OL	6-2	302	Sr.	Sr.	3L	Hinsdale, Ill. (Hinsdale Central)
66	Blake Bueter	OT	6-4	304	Fr.	Fr.	HS	Howell, Mich. (Detroit Catholic Central)
67	Bryce Wilker	C	6-5	293	So.	Jr.	SQ	Belding, Mich. (Belding Area)
68	Jeremy Schram	OL	6-4	311	Jr.	Sr.	SQ	White Lake, Mich. (Orchard Lake St. Mary's)
69	Tommy Liesveld	OL	6-6	270	So.	So.	TR	Bloomfield Hills, Mich. (Saginaw Valley State)
70	Tyler Higby	OG	6-5	293	So.	Jr.	1L	Houston, Texas (The Kinkaid School)
71	Chase Gianacakos	OL	6-6	296	Jr.	Sr.	1L	St. Charles, Ill. (St. Charles North)
72	Mike Panasiuk	DT	6-4	294	So.	So.	1L	Roselle, Ill. (Lake Park West)
73	Dennis Finley	OT	6-7	307	Sr.	Sr.-5	3L	Detroit, Mich. (Cass Tech)
74	Jack Henrichs	OL	6-6	262	Fr.	Fr.	HS	Thiensville, Wis. (Homestead)
75	Kevin Jarvis	OG	6-4	312	Fr.	Fr.	HS	Chicago, Ill. (Maine South)
76	AJ Arcuri	OT	6-7	274	Fr.	So.	RS	Powell, Ohio (Olentangy Liberty)
77	Nick Padla	OL	6-7	311	Jr.	Sr.	1L	Berrien Springs, Mich. (Berrien Springs)
79	Mustafa Khaleefah	OT	6-5	281	Fr.	Fr.	HS	Dearborn Heights, Mich. (Dearborn)
80	Matt Seybert	TE	6-4	242	So.	Jr.	SQ	Traverse City, Mich. (Buffalo)
81	Matt Sokol	TE	6-6	250	Jr.	Sr.	2L	Rochester, Mich. (Adams)
82	Jack Camper	TE	6-4	239	Fr.	Fr.	HS	Virginia Beach, Va. (IMG Academy)
83	Mufi Hill-Hunt	TE	6-5	270	Fr.	So.	RS	Sandy, Utah (Taylorsville)
84	Noah Davis	TE	6-4	248	Fr.	So.	RS	Cincinnati, Ohio (St. Xavier)
84	Brock Makaric	WR	6-3	192	Sr.	Sr.-5	SQ	Saginaw, Mich. (Heritage)
85	Khylin Barton	WR	6-1	204	Fr.	So.	RS	Zeeland, Mich. (Zeeland East)
86	Drew Beesley	DE	6-2	250	Fr.	So.	RS	Rochester Hills, Mich. (Warren De La Salle)
86	Trishton Jackson	WR	6-1	179	So.	So.	1L	West Bloomfield, Mich. (West Bloomfield)
87	Jahz Watts	WR	5-11	173	Fr.	Fr.	HS	Belleville, Mich. (Belleville)
88	Andre Welch	WR	5-9	175	Fr.	Fr.	HS	East Kentwood, Mich. (East Kentwood)
89	Matt Dotson	TE	6-5	234	Fr.	Fr.	HS	Kenwood, Ohio (Archbishop Moeller)
91	Robert Bowers	DE	6-5	249	Jr.	Sr.	1L	Columbus, Ohio (Walnut Ridge)
92	DeAri Todd	DL	6-2	253	Fr.	Fr.	HS	Lorain, Ohio (Clearview)
93	Naquan Jones	DT	6-4	328	Fr.	So.	RS	Evanston, Ill. (Evanston Township)
93	Jack McKenna	K/P	6-0	179	Fr.	Fr.	HS	Commerce Township, Mich. (Walled Lake Northern)
96	Jacob Panasiuk	DE	6-3	266	Fr.	Fr.	HS	Roselle, Ill. (Lake Park West)
97	Justice Alexander	DE	6-5	245	So.	Jr.	SQ	Macedonia, Ohio (Nordonia)
98	Demetrius Cooper	DE	6-6	249	Sr.	Sr.-5	3L	Chicago, Ill. (Percy L. Julian)
98	Cole Hahn	K	5-10	186	Fr.	Fr.	HS	West Des Moines, Iowa (Valley)
99	Raequan Williams	DT	6-4	300	So.	Jr.	1L	Chicago, Ill. (DePaul College Prep)

EXP. KEY – HS: High School; **RS:** Redshirted; **JC:** Junior College; **TR:** Transfer; **SQ:** Squad Member; **L:** Letters Earned.

2017 MICHIGAN STATE FOOTBALL | ALPHABETICAL ROSTER

No.	Name	Pos.	Ht.	Wt.	Elig.	Cl.	Exp.	Hometown (Previous School)
52	Dillon Alexander	DE	6-4	247	Jr.	Sr.	1L	Forsyth, Ga. (Lambert)
97	Justice Alexander	DE	6-5	245	So.	Jr.	SQ	Macedonia, Ohio (Nordonia)
65	Brian Allen	OL	6-2	302	Sr.	Sr.	3L	Hinsdale, Ill. (Hinsdale Central)
64	Matt Allen	OL	6-3	301	Fr.	So.	RS	Hinsdale, Ill. (Hinsdale Central)
16	Austin Andrews	S	6-0	193	Fr.	So.	RS	Columbus, Ohio (St. Francis DeSales)
76	AJ Arcuri	OT	6-7	274	Fr.	So.	RS	Powell, Ohio (Olentangy Liberty)
47	Ryan Armour	SN	6-0	219	So.	Jr.	SQ	Traverse City, Mich. (St. Francis)
35	Joe Bachie	LB	6-2	233	So.	So.	1L	Brook Park, Ohio (Berea-Midpark)
85	Khylin Barton	WR	6-1	204	Fr.	So.	RS	Zeeland, Mich. (Zeeland East)
59	David Beedle	OG	6-5	329	Jr.	Sr.	2L	Clarkston, Mich. (Clarkston)
86	Drew Beesley	DE	6-2	250	Fr.	So.	RS	Rochester Hills, Mich. (Warren De La Salle)
91	Robert Bowers	DE	6-5	249	Jr.	Sr.	1L	Columbus, Ohio (Walnut Ridge)
27	Weston Bridges	RB	5-11	197	Fr.	Fr.	HS	Akron, Ohio (Copley)
29	Shakur Brown	CB	6-0	180	Fr.	Fr.	HS	Stockbridge, Ga. (Woodland)
66	Blake Bueter	OT	6-4	304	Fr.	Fr.	HS	Howell, Mich. (Detroit Catholic Central)
38	Byron Bullough	LB	6-1	228	Jr.	Sr.	2L	Traverse City, Mich. (St. Francis)
41	Reid Burton	FB	6-1	234	Fr.	So.	RS	East Lansing, Mich. (East Lansing)
19	Josh Butler	CB	6-0	186	So.	Jr.	1L	Mesquite, Texas (West Mesquite)
57	Collin Caflisch	SN	6-4	275	So.	Jr.	1L	Canton, Mich. (Canton)
62	Luke Campbell	OT	6-5	293	Fr.	So.	RS	Lewis Center, Ohio (Olentangy)
82	Jack Camper	TE	6-4	239	Fr.	Fr.	HS	Virginia Beach, Va. (IMG Academy)
56	Matt Carrick	OG	6-4	319	Fr.	Fr.	HS	Minerva, Ohio (Perry)
21	Cam Chambers	WR	6-2	211	Fr.	So.	RS	Sicklerville, N.J. (Timber Creek Regional)
61	Cole Chewins	OT	6-8	284	So.	Jr.	1L	Clarkston, Mich. (Clarkston)
4	Matt Coghlin	K	5-9	188	Fr.	So.	RS	Cincinnati, Ohio (Archbishop Moeller)
98	Demetrius Cooper	DE	6-6	249	Sr.	Sr.-5	3L	Chicago, Ill. (Percy L. Julian)
18	Felton Davis III	WR	6-4	195	Jr.	Jr.	2L	Richmond, Va. (Highland Springs)
84	Noah Davis	TE	6-4	248	Fr.	So.	RS	Cincinnati, Ohio (St. Xavier)
10	Messiah deWeaver	QB	6-4	221	Fr.	So.	RS	Huber Heights, Ohio (Wayne)
89	Matt Dotson	TE	6-5	234	Fr.	Fr.	HS	Kenwood, Ohio (Archbishop Moeller)
5	Andrew Dowell	LB	6-1	222	Jr.	Jr.	2L	North Ridgeville, Ohio (St. Edward)
6	David Dowell	S	6-1	191	So.	Jr.	1L	North Ridgeville, Ohio (St. Edward)
73	Dennis Finley	OT	6-7	307	Sr.	Sr.-5	3L	Detroit, Mich. (Cass Tech)
14	Emmanuel Flowers	CB	6-1	184	Fr.	Fr.	HS	Chino Hills, Calif. (Ayala)
23	Chris Frey	LB	6-2	238	Sr.	Sr.	3L	Upper Arlington, Ohio (Upper Arlington)
71	Chase Gianacakos	OL	6-6	296	Jr.	Sr.	1L	St. Charles, Ill. (St. Charles North)
98	Cole Hahn	K	5-10	186	Fr.	Fr.	HS	West Des Moines, Iowa (Valley)
30	Tanner Hallock	FB	6-1	225	Fr.	Fr.	HS	Grand Rapids, Mich. (Forest Hills Central)
31	T.J. Harrell	CB	6-0	198	Jr.	Sr.	2L	Tampa, Fla. (Tampa Catholic)
50	Sean Harrington	LB	6-4	227	Sr.	Sr.-5	2L	Commerce Township, Mich. (Orchard Lake St. Mary's)
25	Jake Hartbarger	P	6-4	201	Jr.	Sr.	2L	Waterville, Ohio (Anthony Wayne)
47	Noah Harvey	LB	6-3	209	Fr.	Fr.	HS	Hartland, Wis. (Arrowhead)
4	C.J. Hayes	WR	6-1	202	Fr.	Fr.	HS	Bowling Green, Ky. (South Warren)
74	Jack Henrichs	OL	6-6	262	Fr.	Fr.	HS	Thiensville, Wis. (Homestead)
11	Connor Heyward	RB	6-0	219	Fr.	Fr.	HS	Duluth, Ga. (Peachtree Ridge)
70	Tyler Higby	OG	6-5	293	So.	Jr.	1L	Houston, Texas (The Kinkaid School)
83	Mufi Hill-Hunt	TE	6-5	270	Fr.	So.	RS	Sandy, Utah (Taylorsville)
24	Gerald Holmes	RB	6-1	231	Sr.	Sr.-5	2L	Flint, Mich. (Carman-Ainsworth)
86	Trishton Jackson	WR	6-1	179	So.	So.	1L	West Bloomfield, Mich. (West Bloomfield)
75	Kevin Jarvis	OG	6-4	312	Fr.	Fr.	HS	Chicago, Ill. (Maine South)
93	Naquan Jones	DT	6-4	328	Fr.	So.	RS	Evanston, Ill. (Evanston Township)
49	Shane Jones	LB	6-1	236	Sr.	Sr.-5	3L	Cincinnati, Ohio (Archbishop Moeller)
42	Hussien Kadry	TE	6-3	230	Sr.	Sr.-5	SQ	Dearborn, Mich. (Fordson)
79	Mustafa Khaleefah	OT	6-5	281	Fr.	Fr.	HS	Dearborn Heights, Mich. (Dearborn)

EXP. KEY – HS: High School; **RS:** Redshirted; **JC:** Junior College; **TR:** Transfer; **SQ:** Squad Member; **L:** Letters Earned.

2017 MICHIGAN STATE FOOTBALL | ALPHABETICAL ROSTER

No.	Name	Pos.	Ht.	Wt.	Elig.	Cl.	Exp.	Hometown (Previous School)
19	Nick Krumm	WR	5-10	190	So.	Jr.	SQ	Commerce Township, Mich. (Walled Lake Central)
2	Justin Layne	CB	6-3	180	So.	So.	1L	Cleveland, Ohio (Benedictine)
20	Davis Lewandowski	WR	6-0	201	So.	Jr.	SQ	Okemos, Mich. (Okemos)
14	Brian Lewerke	QB	6-3	212	So.	Jr.	1L	Phoenix, Ariz. (Pinnacle)
69	Tommy Liesveld	OL	6-6	270	So.	So.	TR	Bloomfield Hills, Mich. (Saginaw Valley State)
39	Ben Line	FB	6-2	245	Sr.	Sr.	TR	Oxford, Mich. (Robert Morris)
63	Noah Listermann	OT	6-8	312	So.	Jr.	SQ	Cincinnati, Ohio (Winton Woods)
12	Rocky Lombardi	QB	6-4	216	Fr.	Fr.	HS	Clive, Iowa (Valley)
28	Madre London	RB	6-1	218	Jr.	Sr.	2L	Little Rock, Ark. (St. Thomas Aquinas)
9	Dominique Long	S	6-2	185	Fr.	Fr.	HS	Westerville, Ohio (Westerville South)
40	Collin Lucas	FB	6-1	232	Jr.	Sr.	SQ	Avon Lake, Ohio (Avon Lake)
13	Mickey Macius	QB	6-2	211	Jr.	Gr.	TR	Arlington Heights, Ill. (Austin Peay)
84	Brock Makaric	WR	6-3	192	Sr.	Sr.-5	SQ	Saginaw, Mich. (Heritage)
43	Jack Mandryk	S	6-0	184	Fr.	Fr.	HS	Hudsonville, Mich. (Hudsonville)
93	Jack McKenna	K/P	6-0	179	Fr.	Fr.	HS	Commerce Township, Mich. (Walled Lake Northern)
44	Grayson Miller	S	6-3	208	Jr.	Jr.	2L	Georgetown, Ky. (Scott)
10	Matt Morrissey	S	6-3	209	Jr.	Sr.	2L	Lincolnshire, Ill. (Adlai E. Stevenson)
42	Brent Mossburg	LB	6-2	204	Fr.	Fr.	HS	Carleton, Mich. (Airport)
13	Laress Nelson	WR	5-8	179	Fr.	Fr.	HS	Fort Lauderdale, Fla. (American Heritage)
41	Gerald Owens	DT	6-2	312	Jr.	Sr.	1L	Thorofare, N.J. (West Deptford)
77	Nick Padla	OL	6-7	311	Jr.	Sr.	1L	Berrien Springs, Mich. (Berrien Springs)
45	Joe Palange	FB	6-1	250	Sr.	Gr.	TR	Cleveland, Ohio (Utah State)
96	Jacob Panasiuk	DE	6-3	266	Fr.	Fr.	HS	Roselle, Ill. (Lake Park West)
72	Mike Panasiuk	DT	6-4	294	So.	So.	1L	Roselle, Ill. (Lake Park West)
8	Lashawn Paulino-Bell	DE	6-3	227	Fr.	Fr.	HS	Tamarac, Fla. (St. Thomas Aquinas)
24	Tre Person	S	5-10	165	Fr.	Fr.	HS	Atlanta, Ga. (Westlake)
32	Corey Pryor	DB	5-10	204	Fr.	So.	RS	Jackson, Mich. (Jackson)
26	Brandon Randle	LB	6-2	231	Fr.	So.	RS	Battle Creek, Mich. (Battle Creek Central)
37	Dante Razzano	LB	6-2	225	Fr.	So.	RS	Niles, Mich. (Edwardsburg)
55	Jordan Reid	OT	6-4	271	Fr.	Fr.	HS	Mount Clemens, Mich. (Cass Tech)
5	Hunter Rison	WR	5-11	200	Fr.	Fr.	HS	Ann Arbor, Mich. (Skyline)
44	Max Rosenthal	FB	6-2	235	Fr.	Fr.	HS	Winnetka, Ill. (New Trier Township Winnetka)
58	Devyn Salmon	DT	6-2	327	Sr.	Sr.-5	1L	Plant City, Fla. (Plant City)
36	Noah Sargent	RB	6-0	185	So.	So.	TR	Fenton, Mich. (Saginaw Valley State)
8	Brett Scanlon	K	5-11	210	Sr.	Sr.-5	SQ	Dowagiac, Mich. (Western Michigan)
68	Jeremy Schram	OL	6-4	311	Jr.	Sr.	SQ	White Lake, Mich. (Orchard Lake St. Mary's)
60	Casey Schreiner	OG	6-4	323	Jr.	Sr.	SQ	Bethel Park, Pa. (Bethel Park)
22	Josiah Scott	CB	5-10	173	Fr.	Fr.	HS	Hamilton, Ohio (Fairfield)
3	LJ Scott	RB	6-1	229	Jr.	Jr.	2L	Hubbard, Ohio (Hubbard)
80	Matt Seybert	TE	6-4	242	So.	Jr.	SQ	Traverse City, Mich. (Buffalo)
34	Antjuan Simmons	LB	6-0	217	Fr.	Fr.	HS	Ann Arbor, Mich. (Pioneer)
15	Tyson Smith	CB	5-11	170	Jr.	Jr.	2L	Southfield, Mich. (Orchard Lake St. Mary's)
81	Matt Sokol	TE	6-6	250	Jr.	Sr.	2L	Rochester, Mich. (Adams)
54	Mitchell Sokol	LB	6-3	219	Fr.	Fr.	HS	Rochester, Mich. (Orchard Lake St. Mary's)
16	Brandon Sowards	WR	6-0	193	Jr.	Sr.	2L	Wyandotte, Mich. (Roosevelt)
51	Kyonta Stallworth	DT	6-3	289	So.	Jr.	SQ	Detroit, Mich. (Martin Luther King)
25	Darrell Stewart Jr.	WR	6-2	210	So.	Jr.	1L	Houston, Texas (Nimitz)
6	Damion Terry	QB	6-4	220	Sr.	Sr.-5	3L	Erie, Pa. (Cathedral Prep)
17	Tyriq Thompson	LB	6-1	239	So.	Jr.	1L	Detroit, Mich. (Martin Luther King)
45	Darien Tipps-Clemons	LB	5-11	219	Fr.	Fr.	HS	Piqua, Ohio (Piqua)
92	DeAri Todd	DL	6-2	253	Fr.	Fr.	HS	Lorain, Ohio (Clearview)
87	Jahz Watts	WR	5-11	173	Fr.	Fr.	HS	Belleville, Mich. (Belleville)
20	Jalen Watts-Jackson	S	5-11	184	Sr.	Jr.	2L	Detroit, Mich. (Orchard Lake St. Mary's)
88	Andre Welch	WR	5-9	175	Fr.	Fr.	HS	East Kentwood, Mich. (East Kentwood)
7	Cody White	WR	6-3	206	Fr.	Fr.	HS	Novi, Mich. (Walled Lake Western)
67	Bryce Wilker	C	6-5	293	So.	Jr.	SQ	Belding, Mich. (Belding Area)
48	Kenny Willekes	DE	6-4	244	So.	Jr.	SQ	Rockford, Mich. (NorthPointe Christian)
99	Raequan Williams	DT	6-4	300	So.	Jr.	1L	Chicago, Ill. (DePaul College Prep)
27	Khari Willis	S	6-0	215	Jr.	Jr.	2L	Jackson, Mich. (Lumen Christi)

EXP. KEY – HS: High School; **RS:** Redshirted; **JC:** Junior College; **TR:** Transfer; **SQ:** Squad Member; **L:** Letters Earned.



2017 SPARTAN FOOTBALL GAME NOTES

GAME 1 • MICHIGAN STATE 35, BOWLING GREEN 10

Game 1 | Michigan State 35, Bowling Green 10

Sept. 2, 2017 • East Lansing, Mich.

Spartan Stadium • Att: 71,202

SCORE BY QUARTERS	1	2	3	4	F
Bowling Green (0-1)	3	0	0	7	- 10
Michigan State (1-0)	0	14	21	0	- 35

Play-by-play, post-game quotes and notes available at msuspartans.com.

EAST LANSING, Mich. (AP) - Brian Lewerke threw three touchdown passes, and Tyson Smith capped his heartwarming comeback with an interception return for a touchdown in Michigan State's 35-10 win over Bowling Green on Sept. 2.

Lewerke, who has taken over as the starting quarterback as a sophomore, went 22 of 33 for 250 yards and also made some crucial plays with his legs, running for a team-high 69 yards.

The play of the day went to Smith, however. He talked last month with reporters about an offseason health scare that involved a severe headache and turned out to be a stroke. By Saturday, he was able to play, and his 38-yard interception return in the third quarter made it 35-3.

Michigan State marched down the field on the first drive of the game, only for LJ Scott to fumble the ball away near the goal line. The Spartans lost another fumble near midfield later in the quarter, but they finally took a 7-3 lead early in the second on a 7-yard touchdown run by Madre London.

From there, it was smoother sailing. Lewerke threw two TD passes to Felton Davis - a 4-yarder in the final seconds of the half and an 8-yarder in the third quarter. His 13-yard touchdown pass to Matt Sokol made it 28-3.

Cameron Jefferies returned a fumble 46 yards for a touchdown in the fourth quarter for Bowling Green.

POST-GAME NOTES:

- Michigan State has won 19 straight home openers, tied for the fifth-longest active streak in the nation. MSU's streak began in 1999 with a win over Oregon . . . Mark Dantonio improved to 11-0 in home openers at MSU and 10-1 in season openers.
- A combined 18 true freshmen and redshirt freshmen saw action in their first collegiate game on Saturday (Matt Allen, Austin Andrews, Drew Beesley, Luke Campbell, Cam Chambers, Matt Coghlin, Noah Davis, Matt Dotson, Kevin Jarvis, Naquan Jones, Lar-ess Nelson, Jacob Panasiuk, Brandon Randle, Jordan Reid, Hunter Rison, Josiah Scott, Antjuan Simmons, Cody White).
- Tyson Smith, in his first game back since suffering an offseason stroke, returned an interception 38 yards for a touchdown in the third quarter. It marked Smith's first career interception and first career touchdown.



In his first game back since suffering an offseason stroke, junior cornerback Tyson Smith returned an interception 38 yards for a touchdown in the third quarter. It marked Smith's first career interception and first career touchdown.

SCORING SUMMARY

FIRST QUARTER

BGSU (3-0) Suder 36-yard field goal, 9:29 left
Drive: 6 plays, 50 yards, 2:12

SECOND QUARTER

MSU (7-3) London 7-yard run (Coghlin kick), 11:19 left
Drive: 12 plays, 67 yards, 6:19
MSU (14-3) Davis 4-yard pass from Lewerke (Coghlin kick), 0:09 left
Drive: 7 plays, 85 yards, 1:26

THIRD QUARTER

MSU (21-3) Davis 8-yard pass from Lewerke (Coghlin kick), 9:04 left
Drive: 10 plays, 69 yards, 4:35
MSU (28-3) Sokol 13-yard pass from Lewerke (Coghlin kick), 2:46 left
Drive: 8 plays, 45 yards, 3:36
MSU (35-3) Smith 38-yard interception return (Coghlin kick), 2:24 left

FOURTH QUARTER

BGSU (10-35) Jefferies 46-yard fumble recover (Suder kick), 14:44 left

TEAM STATISTICS

	MSU	BGSU
First Downs	25	9
Rushes-Yards	46-215	24-67
Passing Yards	250	145
Passes	22-36-0	10-31-1
Total Offense	82-465	55-212
Punts-Avg.	6-49.0	8-46.1
Fumbles-Lost	4-3	0-0
Penalties-Yards	4-25	4-20
Possession Time	38:01	21:59

INDIVIDUAL STATISTICS

RUSHING (CARRIES-YARDS)

MSU: Lewerke 8-69, London 10-54, Holmes 9-40, Scott 15-39, Stewart 4-28, Team 1-(-15); **BGSU:** Clair 4-22, Domer 4-21, Cleveland 8-16, Stephens 1-9, Wilson 6-9, Morgan 1-(-10).

PASSING (C-A-I-YARDS-TD)

MSU: Lewerke 22-33-0-250-3; Terry 0-3-0-0-0; **BGSU:** Morgan 10-31-1-145-0.

RECEIVING (RECEPTIONS-YARDS)

MSU: Stewart 6-85, Davis 4-35, Jackson 3-41, Sokol 3-31, Chambers 1-29, White 1-12, Holmes 1-8, Nelson 1-5, Rison 1-5, Scott 1-(-1); **BGSU:** Guyton 2-40, Redding 2-38, Miller 2-29, Folkertsma 1-19, Wilcox 1-12, Wilson 1-4, Clair 1-3.

TACKLES-TOP FIVE (TOTAL-SOLO-ASSISTS)

MSU: Bachie 10 (4-6), Frey 5 (2-3), A. Dowell 5 (1-4), S. Jones 4 (2-2), Four with 3; **BGSU:** Locke 15 (4-11), Jefferies 10 (6-4), Jackson 7 (4-3), Harris 7 (4-3), Posey 5 (3-2).



GAME 2 • MICHIGAN STATE 28, WESTERN MICHIGAN 14

Game 2 | Michigan State 28, Western Michigan 14
 Sept. 9, 2017 • East Lansing, Mich.
 Spartan Stadium • Att: 71,202

Play-by-play, post-game quotes and notes available at msuspartans.com.

EAST LANSING, Mich. (AP) - Brian Lewerke scored on a 61-yard run in the first quarter, and Michigan State's defense was impressive for a second straight week in a 28-14 victory over Western Michigan on Sept. 9.

Lewerke added another touchdown on a quarterback sneak and also threw for a TD on a day when the Spartans (2-0) didn't need to do much offensively. Michigan State has allowed only three touchdowns in two games this year. Two of them came on fumble returns and the other on a kickoff return.

The Broncos (0-2) looked like a dangerous opponent after rushing for 263 yards in a season-opening loss to Southern California, but the Spartans contained WMU's running backs. The only touchdowns for the Broncos came courtesy of Darius Phillips, on a 67-yard fumble return in the third and a 100-yard kick return in the fourth.

Lewerke opened the scoring with the longest touchdown run by a Michigan State quarterback since 1973. A fake handoff helped open up the middle of the field, and the sophomore was able to outrun the secondary for a 7-0 lead. Lewerke threw a 15-yard scoring pass to LJ Scott in the second quarter.

Phillips ripped the ball away from Hunter Rison and ran it all the way back to the end zone to make it 14-7, but Michigan State responded with a 75-yard scoring drive that included a 46-yard run by Darrell Stewart and Lewerke's 1-yard touchdown.

Scott scored on a 2-yard run in the fourth, but Phillips took the ensuing kickoff all the way back to make it 28-14.

The last time a Michigan State quarterback had a longer scoring run than Lewerke's was in 1973, when Charlie Baggett had a 69-yarder against Purdue.

POST-GAME NOTES:

- Michigan State limited Western Michigan to 195 yards of total offense (116 rushing; 79 passing) . . . in the season opener at No. 4 USC, the Broncos had 357 yards of total offense (263 rushing, 94 passing).

- Michigan State rushed for 296 yards, the most by the Spartans in a single game since they ran for 330 yards at Indiana on Oct. 18, 2014.

SCORE BY QUARTERS	1	2	3	4	F
Western Michigan (0-2)	0	0	7	7	- 14
Michigan State (2-0)	7	7	7	7	- 28

SCORING SUMMARY

FIRST QUARTER

MSU (7-0) Lewerke 61-yard run (Coghlin kick), 4:43 left
 Drive: 4 plays, 79 yards, 1:37

SECOND QUARTER

MSU (14-0) Scott 15-yard pass from Lewerke (Coghlin kick), 6:04 left
 Drive: 9 plays, 51 yards, 2:57

THIRD QUARTER

WMU (7-14) Phillips 67-yard fumble recovery (Grant kick), 8:43 left

MSU (21-7) Lewerke 1-yard run (Coghlin kick), 6:07 left
 Drive: 6 plays, 75 yards, 2:36

FOURTH QUARTER

MSU (28-7) Scott 2-yard run (Coghlin kick), 10:48 left
 Drive: 9 plays, 76 yards, 4:59 left

WMU (14-28) Phillips 100-yard kickoff return (Grant kick), 10:37 left

TEAM STATISTICS

	MSU	WMU
First Downs	21	11
Rushes-Yards	49-296	36-116
Passing Yards	161	79
Passes	13-21-1	12-27-1
Total Offense	70-457	63-195
Punts-Avg.	6-38.7	8-46.6
Fumbles-Lost	3-1	0-0
Penalties-Yards	3-30	3-20
Possession Time	32:50	27:10

INDIVIDUAL STATISTICS

RUSHING (CARRIES-YARDS)

MSU: Scott 18-86, Lewerke 9-81, Stewart 3-70, Holmes 8-35, London 8-28, Rison 1-(-2);
 WMU: Bellamy 12-67, Franklin 6-36, Bogan 11-30, Wassink 7-(-17).

PASSING (C-A-I-YARDS-TD)

MSU: Lewerke 13-21-1; WMU: Wassink 11-26-1, Bogan 1-1-0.

RECEIVING (RECEPTIONS-YARDS)

MSU: Davis 4-69, Stewart 3-33, Scott 3-25, Sokol 1-17, Rison 1-14, London 1-3; WMU: Eskridge 4-42, Watson 2-13, Ricci 2-5, Ernsberger 1-9, Franklin 1-8, Bellamy 1-5, Bogan 1-(-3).

TACKLES-TOP FIVE (TOTAL-SOLO-ASSISTS)

MSU: Bachie 11 (2-9), Willis 8 (2-6), Morrissey 7 (4-3), Frey 7 (1-6), Dowell 6 (3-3); WMU: Brown 10 (6-4), Spillane 10 (2-8), Ginwright 9 (5-4), Bailey 9 (3-6), Claiborne 6 (2-8).



Brian Lewerke ran for a career-high 81 yards, the most by a Spartan quarterback since Drew Stanton had 83 against Purdue in Nov. 4, 2006 . . . Lewerke scored his first career rushing touchdown on a 61-yard run in the first quarter, the longest TD run by a Spartan quarterback since Charlie Baggett on Oct. 27, 1973 vs. Purdue (69 yards) . . . Lewerke also had a 1-yard TD run in the third quarter to become the first Spartan QB to record two rushing TDs in a single game since Drew Stanton in 2006.



2017 SPARTAN FOOTBALL GAME NOTES



CAREER NOTES: Fourth-year player earned a scholarship in the spring . . . listed as one of the starting defensive ends on the depth chart.

2017 SEASON (JUNIOR): Has two starts this season, making first career start vs. Bowling Green, one of nine Spartans to make their first career starts . . . started Western Michigan game at defensive end and posted two tackles . . . logged one stop against BGSU.

D. ALEXANDER'S CAREER HIGHS

Tackles: 3, vs. Ohio State (11/19/16)

D. ALEXANDER'S STATISTICS

	G/GS	UT	AT	TM	TFL	SACKS	INT	PBU	FR	FF
2015	0/0	0	0	0	0-0	0-0	0-0	0	0-0	0
2016	3/0	2	3	5	1-1	0-0	0-0	0	1-0	0
2017	2/2	0	2	3	0-0	0-0	0-0	0	0-0	0
Career	5/2	2	5	8	1-1	0-0	0-0	0	1-0	0



CAREER NOTES: Third-year player competing for playing time at defensive end.

2017 SEASON (SOPHOMORE): Made season debut against Bowling Green, logging two tackles.

J. ALEXANDER'S CAREER HIGHS

Tackles: 2, vs. Bowling Green (9/2/17)

J. ALEXANDER'S STATISTICS

	G/GS	UT	AT	TM	TFL	SACKS	INT	PBU	FR	FF
2017	1/0	1	1	2	0-0	0-0	0-0	0	0-0	0



CAREER NOTES: Voted 2017 team captain . . . has started in 17 consecutive games, the longest active streak on the team . . . slated as the starting center for the Spartans . . . three-year letterwinner has played in 40 career games, including 27 starts (16 at left guard, six at center, five at right guard) . . . member of the team's Eagles leadership council . . . two-time second-team All-Big Ten selection (2015, 2016) . . . two-time Academic All-Big Ten honoree . . . versatile lineman can play either guard spot and also center . . . first-team preseason All-Big Ten selection by Athlon Sports, CollegeFootballNews.com and Sporting News . . . named to watch lists for the Rimington Trophy (nation's most outstanding center) and Outland Trophy (nation's most outstanding interior lineman) . . . named one of the top 30 players in the Big Ten by CollegeFootballNews.com . . . his older brother, Jack, was a four-year letterwinner (2012-15) and two-time first-team All-American center (2014-15) at Michigan State; he spent his rookie season (2016) in the NFL with the New Orleans Saints . . . his younger brother, Matt, is a redshirt freshman offensive lineman on the Spartans.

2017 SEASON (SENIOR): Started at center in both the Western Michigan and Bowling Green games . . . named Spartan Offensive Player of the Week against Western Michigan, posting team-best 17.5 knockdowns, highlighted by 6.5 dominators . . . led team with 10 knockdowns including team-best two dominators against Bowling Green, earning Spartan Offensive Lineman of the Week honors.



CAREER NOTES: Second-year player will provide depth and talent on the offensive line . . . his brother, Jack, was a four-year starter (2012-15) and two-time first-team All-America center (2014-15) for the Spartans who spent his rookie season (2016) in the NFL with the New Orleans Saints . . . his other older brother, Brian, is a senior on the 2017 roster.

2017 SEASON (REDSHIRT-FRESHMAN): Has played in two games, making Spartan debut in Bowling Green game, one of 18 true freshmen and redshirt freshmen to see action in their first collegiate game . . . saw limited action in Western Michigan game . . . played 25 snaps against BGSU.

2017 SPARTAN FOOTBALL GAME NOTES



CAREER NOTES: Second-year player is the Spartans' starting middle linebacker . . . member of the team's Eagles leadership council.

2017 SEASON (SOPHOMORE): Leads team in tackles (21) and production points (56) . . . has two starts this season, making first start as a Spartan in Bowling Green game, one of nine MSU players to make their first career start . . . has posted career bests in each of the last two games . . . started Western Michigan game at middle linebacker and registered career and game-best 11 tackles to post a team-leading 29 production points . . . logged a career-high and team-best 10 tackles against BGSU, adding half a tackle for loss . . . garnered defensive player of the week team award after posting a defense-leading 27 production points.

BACHIE'S CAREER HIGHS

Tackles: 11, vs. Western Michigan (9/9/17)

BACHIE'S STATISTICS

	G/GS	UT	AT	TM	TFL	SACKS	INT	PBU	FR	FF
2016	6/0	3	9	12	2.0-6	0-0	0-0	0	0-0	0
2017	2/2	6	15	21	0.5-3	0-0	0-0	0	0-0	0
Career	8/2	9	24	33	2.5-9	0-0	0-0	0	0-0	0

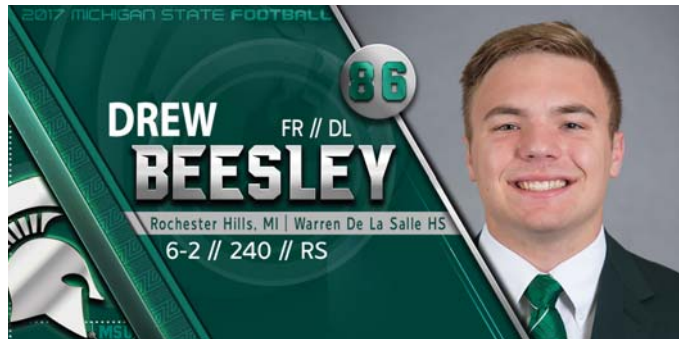
BACHIE'S GAME-BY-GAME STATISTICS

2017	DEFENSE	UT	AT	TM	TFL	SACKS	INT	PBU	FR	FF
Bowling Green		4	6	10	0.5-3	0-0	0-0	0	0-0	0
Western Michigan		2	9	11	0-0	0-0	0-0	0	0-0	0
Totals		6	15	21	0.5-3	0-0	0-0	0	0-0	0



CAREER NOTES: Fourth-year player has seen action in 23 games, including seven starts, making five starts at left tackle in 2016 and two at right guard in 2017 . . . slated as the starting right guard . . . has the ability to play either tackle or guard, but will focus on guard in 2017.

2017 SEASON (JUNIOR): Started at right guard in the Western Michigan and Bowling Green games . . . posted nine knockdowns against WMU, logging 4.5 dominators, to earn Spartan Offensive Lineman of the Week honors.



CAREER NOTES: Second-year walk-on provides depth on the defensive line.

2017 SEASON (REDSHIRT-FRESHMAN): Made Spartan debut in Bowling Green game, one of 18 true freshmen and redshirt freshmen to see action in their first collegiate game.



2017 SPARTAN FOOTBALL GAME NOTES



CAREER NOTES: Fourth-year player has played in nine career games.

2017 SEASON (JUNIOR): Has seen limited action in first two games . . . posted one QB hurry against Bowling Green.

BOWERS' CAREER HIGHS

Tackles: 5, vs. Ohio State (11/19/16)
Tackles for loss: 1, vs. Penn State (11/26/16)
Sacks: 0.5, vs. Ohio State (11/19/16)

BOWERS' STATISTICS

	G/GS	UT	AT	TM	TFL	SACKS	INT	PBU	FR	FF
2015	0/0	0	0	0	0-0	0-0	0-0	0	0-0	0
2016	7/3	2	10	12	1.5-6	0.5-3	0-0	0	0-0	0
2017	2/0	0	0	0	0-0	0-0	0-0	0	0-0	0
Career	9/3	2	10	12	1.5-6	0.5-3	0-0	0	0-0	0



CAREER NOTES: Fourth-year player will compete for playing time at middle linebacker . . . two-year letterwinner has played in 18 career games . . . member of the team's Eagles leadership council . . . two-time Academic All-Big Ten selection . . . is a third-generation Spartan, following in the footsteps of his grandfather Hank (guard, 1952-54) and father Shane (linebacker, 1983-86) who played football at Michigan State . . . his grandfather Jim Morse (halfback, 1954-56) played for Coach Terry Brennan at Notre Dame . . . his uncles Chuck Bullough (Michigan State, linebacker, 1988-91), Bobby Morse (Michigan State, running back, 1983-86) and Jim Morse (Notre Dame, cornerback, 1976-77) played college football . . . his brother, Max, was a four-year letterwinner (2010-13) and three-year starter at middle linebacker for the Spartans . . . his brother, Riley, was also a four-year letterwinner at linebacker at MSU and was a team captain in 2016 . . . his sister, Holly, is a sophomore on the MSU cross country team.

2017 SEASON (JUNIOR): Has played in both games this season . . . made one tackle in Western Michigan game . . . posted one stop against Bowling Green . . . game captain vs. Notre Dame.

BULLOUGH'S CAREER HIGHS

Tackles: 2, vs. Indiana (10/1/16)

BULLOUGH'S STATISTICS

	G/GS	UT	AT	TM	TFL	SACKS	INT	PBU	FR	FF
2015	9/0	0	0	0	0-0	0-0	0	0	0	0
2016	7/0	1	4	5	0-0	0-0	0-0	0	0-0	0
2017	2/0	0	2	2	0-0	0-0	0-0	0	0-0	0
Career	18/0	1	6	7	0-0	0-0	0-0	0	0-0	0

2017 SPARTAN FOOTBALL GAME NOTES



CAREER NOTES: Third-year player . . . slated as the Spartans' starter at cornerback . . . has appeared in 13 games with two starts.

2017 SEASON (SOPHOMORE): Has two starts this season, making first start of Spartan career in Bowling Green game, one of nine Spartans who made their first career start . . . tallied two tackles vs. Western Michigan, including half a sack . . . tied career high by posting three tackles and tallied first pass break-up of career against BGSU.

BUTLER'S CAREER HIGHS

Tackles: 3, twice (last vs. Bowling Green, 9/2/17)

Pass break-ups: 1, vs. Bowling Green (9/2/17)

BUTLER'S STATISTICS

	G/GS	UT	AT	TM	TFL	SACKS	INT	PBU	FR	FF
2016	11/0	3	4	7	1.5-14	0.5-4	0-0	0	0-0	0
2017	2/2	3	2	5	0.5-2	0.5-2	0-0	1	0-0	0
Career	13/2	6	6	12	2.0-16	1.0-6	0-0	1	0-0	0



CAREER NOTES: Second-year player is slated as the starter at right tackle after an impressive spring

2017 SEASON (REDSHIRT-FRESHMAN): Has appeared and started in two games, making not only his Spartan debut in Bowling Green game, but also the first start of his career, starting at right tackle, one of nine Spartans to make their first career starts on Saturday and one of 18 true freshmen and redshirt freshmen saw action in their first collegiate game . . . tallied 3.5 dominators in Western Michigan game . . . posted three knockdowns, including first dominator of Spartan career in playing 61 snaps against BGSU.



CAREER NOTES: Third-year player and second as the starting long snapper . . . was put on scholarship in the spring.

2017 SEASON (SOPHOMORE): Snapped on four PATs against Western Michigan and five PATs vs. Bowling Green.



CAREER NOTES: Second-year wideout is expected to see significant time in the playing rotation in 2017 . . . father Chris played wide receiver at Temple from 1985-89 under coach Bruce Arians, earning letters in 1986 and 1988 . . . sister, Cherelle, played softball at DePaul University.

2017 SEASON (REDSHIRT-FRESHMAN): Has played in two games this season, making Spartan debut in Bowling Green game, one of 18 true freshmen and redshirt freshmen who saw action in their first collegiate game . . . snared one catch for 29 yards against BGSU, which came on MSU's opening drive of the second half, setting up a Spartan TD.

CHAMBERS' CAREER HIGHS

Receptions: 1, vs. Bowling Green (9/2/17)

Receiving yards: 29 vs. Bowling Green (9/2/17)

CHAMBERS' STATISTICS

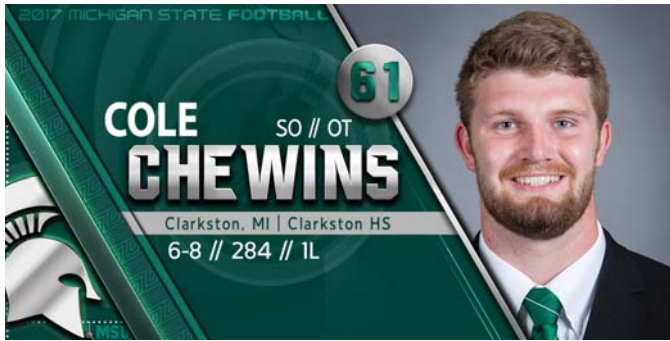
RECEIVING	G/GS	REC.	YDS.	AVG.	TD	LG	YPG
2017	2/0	1	29	29.0	0	29	14.5

CHAMBERS' GAME-BY-GAME STATISTICS

2017	RECEIVING	NO.	YDS	TD	LG
Bowling Green	1	29	0	29	
Western Michigan	0	0	0	0	
Totals	1	29	9	29	



2017 SPARTAN FOOTBALL GAME NOTES



CAREER NOTES: Third-year player slated as the starting left tackle . . . joined the Spartans in 2015 as a walk-on but was put on scholarship in January 2016 . . . has played in 14 career games with five starts, all at left tackle . . . member of the team's Eagles leadership council.

2017 SEASON (SOPHOMORE): Has started at left tackle both games this season . . . logged four knockdowns, including one dominator, in tying for the most snaps on the offensive line with 72 against Western Michigan . . . tied for the most snaps on the offensive line with 78 plays against BGSU while posting eight knockdowns.



CAREER NOTES: Second-year player is slated as the starting placekicker . . . is 9-of-9 on PATs this season.

2017 SEASON (REDSHIRT-FRESHMAN): Was 4-of-4 on PATs in Western Michigan game . . . made his Spartan debut in Bowling Green game, one of 18 true freshmen and redshirt freshmen saw action in their first collegiate game . . . was perfect 5-of-5 on PATs against the Falcons.

COGHLIN'S CAREER HIGHS

Extra Points Made.....5, vs. Bowling Green (9/2/17)
 Extra Points Att.....5, vs. Bowling Green (9/2/17)
 Field Goals Made --
 Field Goals Att --
 Points.....5, vs. Bowling Green (9/2/17)
 Field Goal --

COGHLIN'S STATISTICS

SCORING	PAT (Pct.)	FG (Pct.)	PTS	LG
2017	9-9 (1.000)	0-0 (.000)	9	--

FG BREAKDOWN	-20	20-29	30-39	40-49	50+	Total
2017	0-0	0-0	0-0	0-0	0-0	0-0

COGHLIN'S GAME-BY-GAME STATISTICS

2017	OPPONENT	PATs	FGs	LG	PTS
	Bowling Green	5-5	0-0	--	5
	Western Michigan	4-4	0-0	--	4
	Totals	9-9	0-0	--	9



CAREER NOTES: Fifth-year senior and three-year letterwinner has 57 career tackles in 40 games (12 starts), including 14.5 for losses and 8.5 sacks . . . graduated with his bachelor's degree in communication in August . . . currently pursuing a second degree in advertising management.

2017 SEASON (SENIOR): Logged two tackles and one QB hurry in Western Michigan game . . . posted one QB hurry against Bowling Green.

COOPER'S CAREER HIGHS

Tackles: 5, vs. Central Michigan (9/26/15)
 Tackles for loss: 1.5, vs. Notre Dame (9/17/16)
 Sacks: 1, six times (last vs. Penn State, 11/26/16)

COOPER'S STATISTICS

	G/GS	UT	AT	TM	TFL	SACKS	INT	PBU	FR	FF
2014	13/0	5	5	10	2-14	1-9	0-0	1	1-0	0
2015	13/1	11	11	22	6.5-16	5-14	0-0	0	1-0	2
2016	12/11	14	9	23	6-29	2.5-16	0-0	0	0-0	0
2017	2/0	0	2	2	0-0	0-0	0-0	0	0-0	0
Career	40/12	30	27	57	14.5-59	8.5-39	0-0	1	2-0	2

COOPER'S GAME-BY-GAME STATISTICS

2015	DEFENSE	UT	AT	TM	TFL	SACKS	INT	PBU	FR	FF
	Western Michigan	2	0	2	1-2	1-2	0	0	0	0
	Oregon	2	2	4	0.5-2	0.5-2	0	0	0	0
	Air Force					-DNP-				
	Central Michigan	1	4	5	1-2	1-2	0	0	0	0
	Purdue	0	0	0	0-0	0-0	0	0	0	0
	Rutgers	2	0	2	1-2	0-0	0	0	0	0
	Michigan	0	1	1	0.5-2	0.5-2	0	0	0	0
	Indiana	0	1	1	0.5-0	0-0	0	0	0	0
	Nebraska	0	0	0	0-0	0-0	0	0	0	0
	Maryland	1	2	3	0-0	0-0	0	0	1-0	1
	Ohio State	0	0	0	0-0	0-0	0	0	0	0
	Penn State	0	0	0	0-0	0-0	0	0	0	0
	Iowa	2	0	2	1-4	1-4	0	0	0	1
	Alabama	1	1	2	1-2	1-2	0	0	0	0
	Totals	11	11	22	6.5-16	5-14	0	0	1-0	2

2016	DEFENSE	UT	AT	TM	TFL	SACKS	INT	PBU	FR	FF
	Furman	3	0	3	1.0-8	0-0	0-0	0	0-0	0
	Notre Dame	1	1	2	1.5-3	0-0	0-0	0	0-0	0
	Wisconsin	0	1	1	0.5-3	0.5-3	0-0	0	0-0	0
	Indiana	1	2	3	0-0	0-0	0-0	0	0-0	0
	BYU	0	0	0	0-0	0-0	0-0	0	0-0	0
	Northwestern	1	1	2	0-0	0-0	0-0	0	0-0	0
	Maryland	2	0	2	0-0	0-0	0-0	0	0-0	0
	Michigan	1	1	2	1-2	0-0	0-0	0	0-0	0
	Illinois	0	1	1	0-0	0-0	0-0	0	0-0	0
	Rutgers	1	0	1	0-0	0-0	0-0	0	0-0	0
	Ohio State	2	2	4	1-5	1-5	0-0	0	0-0	0
	Penn State	2	0	2	1-8	1-8	0-0	0	0-0	0
	Totals	14	9	23	6-29	2.5-16	0-0	0	0-0	0

2017	DEFENSE	UT	AT	TM	TFL	SACKS	INT	PBU	FR	FF
	Bowling Green	0	0	0	0-0	0-0	0-0	0	0-0	0
	Western Michigan	0	2	2	0-0	0-0	0-0	0	0-0	0
	Totals	0	2	2	0-0	0-0	0-0	0	0-0	0

2017 SPARTAN FOOTBALL GAME NOTES



CAREER NOTES: Two-year letterwinner is expected to be a significant contributor on offense in his third season with the Spartans . . . has 22 catches for 304 yards and three touchdowns in 21 career games, making four starts . . . all three of his touchdowns have come on Sept. 2, snaring the first TD catch of his career on Sept. 2, 2016 vs. Furman and two against Bowling Green on Sept. 2, 2017.

2017 SEASON (JUNIOR): Snared team-leading four catches for game-high and career-best 69 yards with a long of 25 yards against Western Michigan . . . all four catches were for MSU first downs including one on a key third-and-8 that set up the Spartans' second TD of the day . . . started the Bowling Green game and had four catches for 35 yards with two touchdowns, the second coming on an impressive one-handed grab in the corner of the end zone for an 8-yard score . . . co-winner of the team's "Unsung Hero" award vs. BGSU.

DAVIS' CAREER HIGHS

Receptions: 6, vs. Illinois (11/5/16)
Receiving yards: 69, vs. Western Michigan (9/9/17)
Receiving TDs: 2, vs. Bowling Green (9/2/17)
Carries: 1, vs. Illinois (11/5/16)
Rushing Yards: 14, vs. Illinois (11/5/16)

DAVIS' STATISTICS

RECEIVING	G/GS	REC.	YDS.	AVG.	TD	LG	YPG
2015	7/0	2	50	25.0	0	28	7.1
2016	12/2	12	150	12.5	1	28	12.5
2017	2/2	8	104	13.0	2	25	52.0
Career	21/4	22	304	13.8	3	28	14.5

DAVIS' GAME-BY-GAME STATISTICS

2017				
RECEIVING	NO.	YDS	TD	LG
Bowling Green	4	35	2	15
Western Michigan	4	69	0	25
Totals	8	104	2	25

CAREER NOTES: Third-year player and two-year letterwinner has 100 tackles, including five for losses, in 27 career games (10 starts) . . . returns as the starting Star linebacker for the second straight year . . . his twin brother, David, is a sophomore safety on the Spartan roster . . . member of the team's Eagles leadership council.

2017 SEASON (JUNIOR): Has started both games at Star linebacker . . . has 11 tackles on the season . . . logged six tackles including one sack (11 yards) against Western Michigan . . . posted five stops in Bowling Green game.

A. DOWELL'S CAREER HIGHS

Tackles: 9, twice (last vs. Northwestern 10/15/16)
Tackles for loss: 1, five times (last vs. Western Michigan 9/9/17)
Sacks: 1, two times (last vs. Western Michigan 9/9/17)
Pass break-ups: 1, twice (last vs. Ohio State, 11/19/16)

A. DOWELL'S STATISTICS

	G/GS	UT	AT	TM	TFL	SACKS	INT	PBU	FR	FF
2015	13/0	9	13	22	1-2	0-0	0-0	0	1-2	0
2016	12/8	23	44	67	3-18	1-6	1-0	3	0	0
2017	2/2	3	7	11	1-11	1-11	0-0	0	0	0
Career	27/10	36	64	100	5-31	2-17	1-0	3	1-2	0

A. DOWELL'S GAME-BY-GAME STATISTICS

2015										
DEFENSE	UT	AT	TM	TFL	SACKS	INT	PBU	FR	FF	
Western Michigan	0	2	2	0-0	0-0	0	0	0	0	
Oregon	1	1	2	0-0	0-0	0	0	1-2	0	
Air Force	2	5	7	0-0	0-0	0	0	0	0	
Central Michigan	1	1	2	1-2	0-0	0	0	0	0	
Purdue	0	0	0	0-0	0-0	0	0	0	0	
Rutgers	2	0	2	0-0	0-0	0	0	0	0	
Michigan	0	0	0	0-0	0-0	0	0	0	0	
Indiana	1	1	2	0-0	0-0	0	0	0	0	
Nebraska	0	0	0	0-0	0-0	0	0	0	0	
Maryland	0	2	2	0-0	0-0	0	0	0	0	
Ohio State	0	0	0	0-0	0-0	0	0	0	0	
Penn State	2	1	3	0-0	0-0	0	0	0	0	
Iowa					-DNP-					
Alabama	0	0	0	0-0	0-0	0	0	0	0	
Totals	9	13	22	1-2	0-0	0	0	1-2	0	

2016										
DEFENSE	UT	AT	TM	TFL	SACKS	INT	PBU	FR	FF	
Furman	4	4	8	0-0	0-0	1-0	0	0	0	
Notre Dame	3	1	4	1-6	1-6	0-0	0	0	0	
Wisconsin	0	2	2	0-0	0-0	0-0	0	0	0	
Indiana	6	2	8	0-0	0-0	0-0	1	0	0	
BYU	2	7	9	0-0	0-0	0-0	0	0	0	
Northwestern	3	6	9	0-0	0-0	0-0	0	0	0	
Maryland	1	4	5	1-6	0-0	0-0	0	0	0	
Michigan	1	1	2	0-0	0-0	0-0	0	0	0	
Illinois	0	2	2	0-0	0-0	0-0	1	0	0	
Rutgers	1	5	6	0-0	0-0	0-0	0	0	0	
Ohio State	1	5	6	1-5	0-0	0-0	1	0	0	
Penn State	1	5	6	0-0	0-0	0-0	0	0	0	
Totals	23	44	67	3-17	1-6	1-0	3	0	0	

2017										
DEFENSE	UT	AT	TM	TFL	SACKS	INT	PBU	FR	FF	
Bowling Green	1	4	5	0-0	0-0	0-0	0	0	0	
Western Michigan	3	3	6	1-11	1-11	0-0	0	0	0	
Totals	4	7	11	1-11	1-11	0-0	0	0	0	



2017 SPARTAN FOOTBALL GAME NOTES



CAREER NOTES: Third-year player will compete for a starting position at safety . . . his twin brother, Andrew, is a junior linebacker on the Spartan roster.

2017 SEASON (SOPHOMORE): Has three tackles in two games of action . . . logged one tackle against Western Michigan . . . posted two stops and shared top honors on the team with two pass break-ups in Bowling Green game, logging 15 total production points, to rank tied for second on the defense.

D. DOWELL'S CAREER HIGHS

Tackles: 4, vs. Maryland (10/22/16)

Pass break-ups: 2, vs. Bowling Green (9/2/17)

D. DOWELL'S STATISTICS

	G/GS	UT	AT	TM	TFL	SACKS	INT	PBU	FR	FF
2016	10/0	4	6	10	0-0	0-0	0-0	0	1-0	0
2017	2/0	1	2	3	0-0	0-0	0-0	2	0-0	0
Career	12/1	5	8	13	0-0	0-0	0-0	2	1-0	0

D. DOWELL'S GAME-BY-GAME STATISTICS

2016

DEFENSE	UT	AT	TM	TFL	SACKS	INT	PBU	FR	FF
Furman	0	0	0	0-0	0-0	0-0	0	0	0
Notre Dame	0	1	1	0-0	0-0	0-0	0	0	0
Wisconsin	0	0	0	0-0	0-0	0-0	0	0	0
Indiana	0	0	0	0-0	0-0	0-0	0	0	0
BYU	0	0	0	0-0	0-0	0-0	0	0	0
Northwestern	0	2	2	0-0	0-0	0-0	0	0	0
Maryland	2	2	4	0-0	0-0	0-0	0	1	0
Michigan					-DNP-				
Illinois	1	0	1	0-0	0-0	0-0	0	0	0
Rutgers	1	1	2	0-0	0-0	0-0	0	0	0
Ohio State					-DNP-				
Penn State	0	0	0	0-0	0-0	0-0	0	0	0
Totals	4	6	10	0-0	0-0	0-0	0	1	0

2017

DEFENSE	UT	AT	TM	TFL	SACKS	INT	PBU	FR	FF
Bowling Green	1	1	2	0-0	0-0	0-0	2	0	0
Western Michigan	0	1	1	0-0	0-0	0-0	0	0	0
Totals	1	2	3	0-0	0-0	0-0	2	0	0



CAREER NOTES: Fifth-year senior and two-year letterwinner provides depth on the offensive line at tackle . . . has played in 10 career games.

2017 SEASON (SENIOR): Saw action against Bowling Green.

2017 SPARTAN FOOTBALL GAME NOTES



CAREER NOTES: Voted 2017 team captain . . . fourth-year senior and three-year letterwinner leads all active Spartans with 150 career tackles in 41 games, including 14 straight starts . . . slated as the Spartans' starting Sam linebacker for the second straight season . . . member of the team's Eagles leadership council . . . preseason All-Big Ten selection by Athlon Sports (third team) . . . two-time Academic All-Big Ten selection.

2017 SEASON (SENIOR): Has 12 tackles, including 1.5 sacks (12), in two games . . . started at Sam linebacker against Western Michigan and logged seven stops, including half a sack and added a QB hurry . . . ended WMU game with 22 production points, ranking second among linebackers and on the defense . . . was starting Sam linebacker in the Bowling Green game, posting five tackles, including a 10-yard sack and a QB hurry, tallying 15 total production points, ranking tied for second on the defense.

FREY'S CAREER HIGHS

Tackles: 13, vs. BYU (10/8/16)

Tackles for loss: 1, seven times (last vs. Bowling Green, 9/2/17)

Sacks: 1, three times (last vs. Bowling Green, 9/2/17)

FREY'S STATISTICS

	G/GS	UT	AT	TM	TFL	SACKS	INT	PBU	FR	FF
2014	13/0	8	11	19	0-0	0-0	0-0	0	1-0	0
2015	14/0	12	11	23	5-24	2.5-14	0-0	0	1-0	0
2016	12/12	40	56	96	4.0-12	0.5-4	0-0	0	0-0	1
2017	2/2	3	9	12	1.5-12	1.5-12	0-0	0	0-0	0
Career	41/14	63	87	150	10.5-48	4.5-31	0-0	0	2-0	1

FREY'S GAME-BY-GAME STATISTICS

2014

DEFENSE	UT	AT	TM	TFL	SACKS	INT	PBU	FR	FF
Jacksonville State	1	2	3	0-0	0-0	0-0	0	0	0
Oregon	1	0	1	0-0	0-0	0-0	0	0	0
Eastern Michigan	0	2	2	0-0	0-0	0-0	0	0	0
Wyoming	2	3	5	0-0	0-0	0-0	0	0	0
Nebraska	0	0	0	0-0	0-0	0-0	0	0	0
Purdue	1	1	2	0-0	0-0	0-0	0	0	0
Indiana	0	1	1	0-0	0-0	0-0	0	0	0
Michigan	0	0	0	0-0	0-0	0-0	0	0	0
Ohio State	0	1	1	0-0	0-0	0-0	0	1-0	0
Maryland	1	0	1	0-0	0-0	0-0	0	0	0
Rutgers	1	1	2	0-0	0-0	0-0	0	0	0
Penn State	0	0	0	0-0	0-0	0-0	0	0	0
Baylor	1	0	1	0-0	0-0	0-0	0	0	0
Totals	8	11	19	0-0	0-0	0-0	0	1-0	0

2015

DEFENSE	UT	AT	TM	TFL	SACKS	INT	PBU	FR	FF
Western Michigan	0	1	1	0-0	0-0	0-0	0	0	0
Oregon	2	2	4	1-7	1-7	0-0	0	0	0
Air Force	1	0	1	1-5	0-0	0-0	0	0	0
Central Michigan	0	0	0	0-0	0-0	0-0	0	0	0
Purdue	1	0	1	0-0	0-0	0-0	0	0	0
Rutgers	0	1	1	0.5-6	0.5-6	0-0	0	0	0
Michigan	3	1	4	0.5-2	0-0	0-0	0	0	0
Indiana	0	0	0	0-0	0-0	0-0	0	1-0	0
Nebraska	1	2	3	0-0	0-0	0-0	0	0	0
Maryland	1	1	2	1-1	1-1	0-0	0	0	0
Ohio State	1	0	1	0-0	0-0	0-0	0	0	0
Penn State	1	2	3	1-3	0-0	0-0	0	0	0
Iowa	1	0	1	0-0	0-0	0-0	0	0	0
Alabama	0	1	1	0-0	0-0	0-0	0	0	0
Totals	12	11	23	5-24	2.5-14	0-0	0	1-0	0

2016

DEFENSE	UT	AT	TM	TFL	SACKS	INT	PBU	FR	FF
Furman	1	8	9	0-0	0-0	0-0	0	0-0	0
Notre Dame	2	0	2	0-0	0-0	0-0	0	0-0	0
Wisconsin	4	4	8	1-2	0-0	0-0	0	0-0	0
Indiana	6	2	8	0.5-1	0-0	0-0	0	0-0	0
BYU	3	10	13	0-0	0-0	0-0	0	0-0	0
Northwestern	1	6	7	0-0	0-0	0-0	0	0-0	0
Maryland	7	3	10	0-0	0-0	0-0	0	0-0	1
Michigan	4	5	9	0-0	0-0	0-0	0	0-0	0
Illinois	1	8	9	0-0	0-0	0-0	0	0-0	0
Rutgers	4	2	6	1-3	0-0	0-0	0	0-0	0
Ohio State	3	6	9	0.5-4	0.5-4	0-0	0	0-0	0
Penn State	4	2	6	1-2	0-0	0-0	0	0-0	0
Totals	40	56	96	4.0-12	0.5-4	0-0	0	0-0	1

2017

DEFENSE	UT	AT	TM	TFL	SACKS	INT	PBU	FR	FF
Bowling Green	2	3	5	1-10	1-10	0-0	0	0-0	0
Western Michigan	1	6	7	0.5-2	0.5-2	0-0	0	0-0	0
Totals	3	9	12	1.5-12	1.5-12	0-0	0	0-0	0



2017 SPARTAN FOOTBALL GAME NOTES



CAREER NOTES: Fourth-year player will push for playing time at cornerback and will see action on special teams . . . two-year letterwinner has 10 tackles in 23 career games . . . has rotated between playing in the secondary and at linebacker before playing cornerback in spring practice

2017 SEASON (JUNIOR): Saw action in the Western Michigan and Bowling Green games.

HARRELL'S CAREER HIGHS

Tackles: 4, vs. Rutgers (11/12/16)

Tackles for loss: 0.5, vs. Rutgers (11/12/16)

HARRELL'S STATISTICS

	G/GS	UT	AT	TM	TFL	SACKS	INT	PBU	FR	FF
2015	10/0	1	1	2	0-0	0-0	0-0	0	0-0	0
2016	11/0	2	6	8	0.5-2	0-0	0-0	0	0-0	0
2017	2/0	0	0	0	0-0	0-0	0-0	0	0-0	0
Career	23/0	3	7	10	0.5-2	0-0	0-0	0	0-0	0



CAREER NOTES: Fourth-year player is in his third season as the starting punter in 2017 . . . named to Ray Guy Award Watch List . . . two-year letterwinner player is just the third starting punter in the Mark Dantonio era (Aaron Bates: 2007-10; Mike Sadler: 2011-14) . . . ranks seventh on MSU's career average yards per punt list (42.0 ypp) . . . also ranked 11th in MSU history in punting yards (5,171) and tied for 11th in punts (123) . . . has 27 punts of 50-plus yards . . . has placed 46 of 123 career punts (.374) inside the 20 and 23 inside the 10 (.195) . . . has pinned four inside the 20 in a game twice, both against Maryland (11/14/15 at home and 10/22/16 at Maryland) . . . has three punts of 60+ yards for career (60 vs. Nebraska, 11/7/15; 61 vs. Iowa, 12/5/15 and 61 vs. Northwestern, 10/15/16) . . . with 123 career punts, is the 14th Spartan punter with 100 career punts and is the 11th MSU punter with 5,000 career punt yards . . . two-time Academic All-Big Ten selection.

2017 SEASON (JUNIOR): Registered six punts for a 38.7 ypp average with a long of 47, pinning two inside the 20, with both being inside the 10, plus another at the 20, against Western Michigan . . . punted six times in Bowling Green game with a 49.0 ypp average with a long of 57 yards as part of three punts of 50+ yards, and pinned three inside the 20, including one inside the 10.

HARTBARGER'S CAREER HIGHS

Punts: 9, vs. Alabama (12/31/15)

Punting Yards: 411, vs. Alabama (12/31/15)

Punting Avg. (Min. 4): 51.4, vs. Oregon (9/12/15)

Punts Inside 20: 4, twice, (last vs. Maryland, 10/22/16)

Longest Punt: 61, twice (last vs. Northwestern, 10/15/16)

HARTBARGER'S STATISTICS

PUNTING	G	NO.	YDS.	AVG.	LG	I20	I10	50+
2015	14	57	2434	42.7	61	21	10	17
2016	12	54	2211	40.9	61	20	11	7
2017	2	12	526	43.8	57	5	3	3
Career	28	123	5171	42.0	61	46	24	27

HARTBARGER'S GAME-BY-GAME STATISTICS

2015								
PUNTING	NO.	YDS	AVG	LG	I20	I10	50+	
Western Michigan	4	189	47.2	55	2	1	2	
Oregon	5	257	51.4	55	1	0	4	
Air Force	3	133	44.3	52	1	1	2	
Central Michigan	3	119	39.7	46	2	1	0	
Purdue	5	207	41.4	52	2	1	1	
Rutgers	2	35	17.5	24	0	0	0	
Michigan	1	33	33.0	33	0	0	0	
Indiana	4	170	42.5	56	1	1	1	
Nebraska	3	135	45.0	60	1	1	1	
Maryland	7	297	42.4	56	4	2	2	
Ohio State	5	202	40.4	51	3	1	1	
Penn State	2	83	41.5	44	1	0	0	
Iowa	4	163	40.8	61	2	0	1	
Alabama	9	411	45.7	54	1	1	1	
Totals	57	2434	42.7	61	21	10	17	



CAREER NOTES: Fifth-year senior walk-on and two-year letterwinner provides depth at Star linebacker and will see action on special teams.

2017 SEASON (SENIOR): Logged one tackle in Bowling Green game.

2017 SPARTAN FOOTBALL GAME NOTES



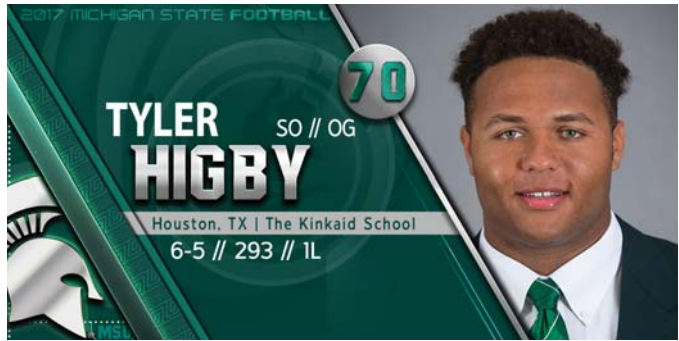
HARTBARGER'S GAME-BY-GAME STATISTICS (CONT'D)

2016

PUNTING	NO.	YDS	AVG	LG	I20	I10	50+
Furman	3	134	44.7	58	3	2	1
Notre Dame	7	266	38.0	42	2	2	0
Wisconsin	3	153	51.0	57	1	0	2
Indiana	5	197	39.4	59	1	1	1
BYU	5	189	37.8	42	0	0	0
Northwestern	5	231	46.2	61	3	2	1
Maryland	4	131	32.8	46	4	1	0
Michigan	1	49	49.0	49	0	0	0
Illinois	4	146	36.5	44	2	2	0
Rutgers	5	199	39.8	48	1	0	0
Ohio State	7	284	40.6	53	2	1	1
Penn State	5	232	46.4	58	1	0	1
Totals	54	2211	40.9	61	20	11	7

2017

PUNTING	NO.	YDS	AVG	LG	I20	I10	50+
Bowling Green	6	294	49.0	57	3	1	3
Western Michigan	6	232	38.7	47	2	2	0
Totals	12	526	43.8	57	5	3	3



CAREER NOTES: Third-year player expects to be a significant contributor on the offensive line at left guard this season for the Spartans.

2017 SEASON (SOPHOMORE): Started the Western Michigan and Bowling Green games at left guard . . . recorded seven knockdowns against WMU, including three dominators in playing the third-most snaps with 70 . . . tied for the most snaps on the offensive line with 78 plays against BGSU.



2017 SPARTAN FOOTBALL GAME NOTES



CAREER NOTES: Fifth-year senior expects to receive his share of carries in the backfield . . . experienced tailback has rushed for 1,090 yards and 13 touchdowns on 233 carries . . . also has 22 catches for 148 yards . . . has played in 30 career games, including 10 starts . . . member of the team's Eagles leadership council . . . attended the same high school that produced former Spartan All-Big Ten safety Otis Wiley (2005-08).

2017 SEASON (SENIOR): Started Western Michigan game, rushing eight times for 35 yards . . . rushed for 40 yards on nine carries in opener against Bowling Green, with a long of 16 yards.

HOLMES' CAREER HIGHS

Carries: 22, vs. Nebraska (11/7/15)

Rushing Yards: 117, vs. Nebraska (11/7/15)

Rushing Touchdowns: 2, twice (last vs. Notre Dame, 9/17/16)

Receptions: 4, vs. BYU (10/8/16)

Receiving Yards: 36, vs. Penn State (11/28/15)

HOLMES' STATISTICS

RUSHING	G/GS	ATT	YDS.	AVG.	TD	LG	YPG
2014	3/0	15	44	2.9	0	8	14.7
2015	13/7	110	540	4.9	8	43	41.5
2016	12/2	91	431	4.7	5	73	35.9
2017	2/1	17	75	4.4	0	16	37.5
Career	30/10	233	1,090	4.7	13	73	36.3

RECEIVING	REC.	YDS.	AVG.	TD	LG	YPG
2014	0	0	0.0	0	0	0.0
2015	10	92	9.2	0	24	7.1
2016	11	48	4.4	0	9	4.0
2017	1	8	8.0	0	8	8.0
Career	22	148	6.7	0	24	5.1

HOLMES' GAME-BY-GAME STATISTICS

2015

RUSHING	ATT	YDS	TD	LG
Western Michigan	9	54	1	20
Oregon		-DNP-		
Air Force	3	7	0	5
Central Michigan	4	22	2	11
Purdue	0	0	0	0
Rutgers	5	37	0	30
Michigan	8	33	0	7
Indiana	10	39	1	22
Nebraska	22	117	1	43
Maryland	18	83	1	14
Ohio State	14	65	1	14
Penn State	12	64	1	10
Iowa	3	13	0	10
Alabama	2	6	0	5
Totals	110	540	8	43

2016

RUSHING	ATT	YDS	TD	LG
Furman	0	0	0	0
Notre Dame	13	100	2	73
Wisconsin	1	0	0	0
Indiana	9	51	0	22
BYU	15	57	1	16
Northwestern	5	5	0	3
Maryland	13	59	1	26
Michigan	6	14	0	5
Illinois	12	78	1	20
Rutgers	9	52	0	25
Ohio State	2	-8	0	1
Penn State	6	23	0	8
Totals	91	431	5	7

2017

RUSHING	ATT	YDS	TD	LG
Bowling Green	9	40	0	15
Western Michigan	8	35	0	13
Totals	17	75	0	15

2017 SPARTAN FOOTBALL GAME NOTES



CAREER NOTES: Second-year player will be relied upon in the passing game in 2017 . . . led all receivers with eight catches for 168 yards in the Green-White spring game.

2017 SEASON (SOPHOMORE): Has started both games this season, including making first start of career against Bowling Green . . . snared career-high three catches for 41 yards (13.7 avg.) with a long of 21 yards in BGSU game.

JACKSON'S CAREER HIGHS

Receptions: 3, vs. Bowling Green (9/2/17)
 Receiving yards: 67, vs. Rutgers (11/12/16)
 Touchdowns: 1, vs. Rutgers (11/12/16)

JACKSON'S STATISTICS

RECEIVING	G/GS	REC.	YDS.	AVG.	TD	LG	YPG
2016	9/0	5	89	17.8	1	50	9.9
2017	1/1	3	41	13.7	0	21	41.0
Career	10/1	8	130	16.3	1	50	13.0

JACKSON'S GAME-BY-GAME STATISTICS

2017				
RECEIVING	NO.	YDS	TD	LG
Bowling Green	3	41	0	21
Western Michigan	0	0	0	0
Totals	3	41	0	21



CAREER NOTES: Second-year player will compete for playing time along the interior of the defensive line.

2017 SEASON (REDSHIRT-FRESHMAN): Has seen action in both games, including making Spartan debut against Bowling Green, one of 18 true freshmen and redshirt freshmen to see action in their first collegiate game . . . posted two tackles against Western Michigan . . . registered 12 production points, leading the defensive line, after posting one tackle and one QB hurry . . . collected team "Burst of the Week" and "Defensive Attack Force Player of the Week" awards.

N. JONES' CAREER HIGHS

Tackles: 2, vs. Western Michigan (9/9/17)

N. JONES' STATISTICS

	G/GS	UT	AT	TM	TFL	SACKS	INT	PBU	FR	FF
2017	2/0	0	3	3	0-0	0-0	0-0	0	0	0



CAREER NOTES: Fifth-year senior can play any linebacker position . . . has 62 tackles, including five for losses, in 35 career games, including four starts . . . member of the team's Eagles leadership council . . . brother Eric Thatcher played safety at Pittsburgh (2005-08).

2017 SEASON (SENIOR): Logged three tackles in Western Michigan game . . . posted four stops against Bowling Green.

S. JONES' CAREER HIGHS

Tackles: 13, vs. BYU (10/8/16)
 Tackles for loss: 2, vs. Wisconsin (9/24/16)

S. JONES' STATISTICS

	G/GS	UT	AT	TM	TFL	SACKS	INT	PBU	FR	FF
2014	8/0	2	2	4	0-0	0-0	0-0	0	0	0
2015	13/1	12	11	23	1.5-2	0-0	0-0	0	0	2
2016	12/3	9	19	28	3.5-15	1.0-7	0-0	0	0	1
2017	2/0	3	4	7	0-0	0-0	0-0	0	0	0
Career	35/4	26	46	62	5-17	1.0-7	0-0	0	0	3

S. JONES' GAME-BY-GAME STATISTICS

2016										
DEFENSE	UT	AT	TM	TFL	SACKS	INT	PBU	FR	FF	
Furman	0	0	0	0-0	0-0	0-0	0	0-0	0	
Notre Dame	1	0	1	0-0	0-0	0-0	0	0-0	0	
Wisconsin	2	4	6	2.0-7	0.5-3	0-0	0	0-0	0	
Indiana	2	2	4	0-0	0-0	0-0	0	0-0	1	
BYU	3	10	13	0-0	0-0	0-0	0	0-0	0	
Northwestern	0	0	0	0-0	0-0	0-0	0	0-0	0	
Maryland	0	2	2	0-0	0-0	0-0	0	0-0	0	
Michigan	0	0	0	0-0	0-0	0-0	0	0-0	0	
Illinois	0	0	0	0-0	0-0	0-0	0	0-0	0	
Rutgers	0	0	0	0-0	0-0	0-0	0	0-0	0	
Ohio State	0	1	1	0.5-4	0.5-4	0-0	0	0-0	0	
Penn State	1	0	1	1-4	0-0	0-0	0	0-0	0	
Totals	9	19	28	3.5-15	1-7	0-0	0	0-0	1	

2017										
DEFENSE	UT	AT	TM	TFL	SACKS	INT	PBU	FR	FF	
Bowling Green	2	2	4	0-0	0-0	0-0	0	0-0	0	
Western Michigan	1	2	3	0-0	0-0	0-0	0	0-0	0	
Totals	3	4	7	0-0	0-0	0-0	0	0-0	0	



2017 SPARTAN FOOTBALL GAME NOTES



CAREER NOTES: Talented second-year player saw action at both cornerback and wide receiver during spring practice . . . had three catches for 70 yards, including a 17-yard TD reception, in the spring game . . . could contribute on both sides of the ball in 2017 after transitioning from wide receiver to cornerback as a freshman last season, but is expected to contend for starting spot on defense at cornerback.

2017 SEASON (SOPHOMORE): Logged one stop in Western Michigan game . . . tallied one QB hurry against Bowling Green.

LAYNE'S CAREER HIGHS

Tackles: 4, vs. Maryland (10/22/16)

Interceptions: 1, vs. Northwestern (10/15/16)

LAYNE'S STATISTICS

	G/GS	UT	AT	TM	TFL	SACKS	INT	PBU	FR	FF
2016	9/5	11	7	18	1.5-7	0-0	1-43	1	0	0
2017	2/0	1	0	1	0-0	0-0	0-0	0	0	0
Career	11/5	12	7	19	1.5-7	0-0	1-43	1	0	0

LAYNE'S GAME-BY-GAME STATISTICS

2016	DEFENSE	UT	AT	TM	TFL	SACKS	INT	PBU	FR	FF
Furman					-DNP-					
Notre Dame					-DNP-					
Wisconsin					-DNP-					
Indiana		0	0	0	0-0	0-0	0-0	0	0-0	0
BYU		0	0	0	0-0	0-0	0-0	0	0-0	0
Northwestern		1	2	3	0-0	0-0	1-43	0	0-0	0
Maryland		2	2	4	0-0	0-0	0-0	0	0-0	0
Michigan		2	0	2	0-0	0-0	0-0	0	0-0	0
Illinois		1	0	1	0-0	0-0	0-0	0	0-0	0
Rutgers		1	2	3	1.5-7	0-0	0-0	0	0-0	0
Ohio State		1	1	2	0-0	0-0	0-0	0	0-0	0
Penn State		3	0	3	0-0	0-0	0-0	0	0-0	0
Totals		11	7	18	1.5-7	0-0	1-43	0	0-0	0

2017

DEFENSE	UT	AT	TM	TFL	SACKS	INT	PBU	FR	FF
Bowling Green	0	0	0	0-0	0-0	0-0	0	0-0	0
Western Michigan	1	0	1	0-0	0-0	0-0	0	0-0	0
Totals	1	0	1	0-0	0-0	0-0	0	0-0	0



CAREER NOTES: Third-year player is in his first season as the starting quarterback . . . member of the team's Eagles leadership council . . . suffered season-ending injury (broken tibia) in the fourth quarter of the Michigan game last season but fully participated in spring practice . . . has played in six career games, including four starts.

2017 SEASON (SOPHOMORE): Has completed 35-of-54 passes (.648) for 411 yards, four touchdowns and one interception . . . ranks fourth in the Big Ten in total offense (280.5 ypg.) . . . has already exceeded last season's passing and rushing totals with 411 yards passing and 150 yards rushing through two games, topping last year's 381 yards passing and 149 yards rushing in four games . . . leads team in rushing (150 yards on 17 carries; 75.0 ypg.) . . . had a banner day against Western Michigan, running for a career-high 81 yards, the most by a Spartan quarterback since Drew Stanton had 83 against Purdue in Nov. 4, 2006 . . . scored his first career rushing touchdown on a 61-yard run in the first quarter, the longest TD run by a Spartan quarterback since Charlie Baggett on Oct. 27, 1973 vs. Purdue (69 yards) . . . it tied the longest rush by a Spartan QB since Damon Dowdell also had a 61-yard run against Wisconsin on Nov. 13, 2004 . . . also had a 1-yard TD run in the third quarter . . . became the first Spartan QB to record two rushing TDs in a single game since Drew Stanton in 2006 against Eastern Michigan (Sept. 9) . . . finished with 242 yards of total offense, as he was 13-of-21 passing for 161 yards and one touchdown . . . started season opener against Bowling Green and recorded career highs in passing yards (250), completions (22), attempts (33), passing touchdowns (3), total offense (319 yards) and longest pass (40) in earning his first career win as a starting quarterback . . . also rushed eight times for 69 yards . . . collected team "Burst of the Week" award.

LEWERKE'S CAREER HIGHS

Pass Attempts: 33, vs. Bowling Green (9/2/17)

Pass Completions: 22, vs. Bowling Green (9/2/17)

Passing Yards: 250, vs. Bowling Green (9/2/17)

Passing TDs: 3, vs. Bowling Green (9/2/17)

Longest Pass: 40, vs. Bowling Green (9/2/17)

Rushing Yards: 81, vs. Western Michigan (9/9/17)

Longest Rush: 61, vs. Western Michigan (9/9/17)

Rushing TDs: 2, vs. Western Michigan (9/9/17)

LEWERKE'S STATISTICS

PASSING	G/GS	COMP	ATT	INT	PCT	YDS	YPG	TD	LG
2016	4/2	31	57	1	.544	381	95.2	2	34
2017	2/2	35	54	1	.648	411	149.5	4	40
Career	6/4	66	111	2	.595	792	133.6	6	40

RUSHING	NO.	YDS.	AVG.	TD	LG	YPG
2016	21	149	7.1	0	24	37.2
2017	17	150	8.8	0	22	75.0
Career	38	299	7.9	0	24	49.8

2017 SPARTAN FOOTBALL GAME NOTES



CAREER NOTES: Fourth-year player has 702 rushing yards and six rushing touchdowns on 165 carries in 23 career games, including six starts . . . will compete for carries in Michigan State's backfield.

2017 SEASON (JUNIOR): Rushed eight times for 28 yards against Western Michigan and added a 3-yard catch . . . scored MSU's first rushing TD of the Bowling Green game, giving the Spartans the lead that they would not relinquish on a 7-yard scamper up the middle, finishing with 10 carries for 54 yards (5.4 avg.) . . . also had tackle on special teams.

LONDON'S CAREER HIGHS

Carries: 18, vs. Oregon (9/12/15)

Rushing Yards: 103, vs. Oregon (9/12/15)

Rushing Touchdowns: 2, twice, (last vs. Rutgers, 11/12/16)

LONDON'S STATISTICS

RUSHING	G/GS	ATT	YDS.	AVG.	TD	LG	YPG
2015	11/6	119	500	4.2	3	62	45.5
2016	10/0	28	120	4.3	2	24	12.0
2017	2/0	18	82	4.6	1	11	41.0
Career	23/6	165	702	4.3	6	62	30.5

LONDON'S GAME-BY-GAME STATISTICS

2015

RUSHING	ATT	YDS	TD	LG
Western Michigan	13	59	2	24
Oregon	18	103	0	62
Air Force	17	40	0	11
Central Michigan	15	73	1	12
Purdue	17	97	0	18
Rutgers	15	27	0	8
Michigan				-DNP-INJURED-
Indiana				-DNP-INJURED-
Nebraska				-DNP-INJURED-
Maryland	4	6	0	4
Ohio State	2	4	0	3
Penn State	1	20	0	20
Iowa	12	60	0	12
Alabama	5	11	0	8
Totals	119	500	3	62

2016

RUSHING	ATT	YDS	TD	LG
Furman	5	14	0	5
Notre Dame	0	0	0	0
Wisconsin	1	6	0	6
Indiana	7	39	0	24
BYU	1	4	0	4
Northwestern	3	6	0	2
Maryland				-DNP-
Michigan	0	0	0	0
Illinois	2	-1	0	0
Rutgers	9	52	2	14
Ohio State	0	0	0	0
Penn State				-DNP-
Totals	28	120	2	24

2017

RUSHING	ATT	YDS	TD	LG
Bowling Green	10	54	1	11
Western Michigan	8	28	0	8
Totals	18	82	1	11

LEWERKE'S GAME-BY-GAME STATISTICS

2016

PASSING	COMP	ATT	INT	PCT	YDS	TD	LG
Furman							
Notre Dame							
Wisconsin	2	4	0	.500	26	0	16
Indiana							
BYU							
Northwestern	12	19	0	.632	99	1	33
Maryland	11	24	1	.458	156	0	24
Michigan	6	10	0	.600	100	1	34
Illinois							
Rutgers							
Ohio State							
Penn State							
Totals	31	57	1	.544	381	2	34

2017

PASSING	COMP	ATT	INT	PCT	YDS	TD	LG
Bowling Green	22	33	0	.667	250	3	40
Western Michigan	13	21	1	.619	161	1	25
Totals	35	54	1	.648	411	4	40

LEWERKE'S GAME-BY-GAME STATISTICS (CONT'D)

2016

RUSHING	ATT	YDS	TD	LG
Furman				
Notre Dame				
Wisconsin	1	16	0	16
Indiana				
BYU				
Northwestern	7	30	0	24
Maryland	10	79	0	18
Michigan	3	24	0	24
Illinois				
Rutgers				
Ohio State				
Penn State				
Totals	21	149	0	24

2017

RUSHING	ATT	YDS	TD	LG
Bowling Green	8	69	0	22
Western Michigan	9	81	2	61
Totals	17	150	2	61



2017 SPARTAN FOOTBALL GAME NOTES



CAREER NOTES: Fourth-year player was awarded a scholarship in the spring . . . will compete for playing time at fullback.

2017 SEASON (JUNIOR): Made first career start in Western Michigan game, helping block for offense that totalled 296 rushing yards . . . saw action vs. Bowling Green.



CAREER NOTES: Third-year player and two-year letterwinner will compete for a starting role at safety . . . member of the team's Eagles leadership council . . . has 46 tackles, two pass break-ups and one interception in 24 career games, including six starts . . . father John was a four-year letterwinner at Michigan State (1985-88) and earned first-team All-Big Ten honors as a safety twice (1987-88).

2016 SEASON (JUNIOR): Posted two tackles against Western Michigan . . . played in Bowling Green game.

MILLER'S CAREER HIGHS

Tackles: 7, vs. Michigan (10/29/16)

Tackles for loss: 1, vs. Michigan (10/17/15)

Interceptions: 1, vs. Indiana (10/24/15)

Pass Break-Ups: 2, vs. Michigan (10/29/16)

MILLER'S STATISTICS

	G/GS	UT	AT	TM	TFL	SACKS	INT	PBU	FR	FF
2015	12/4	16	8	24	1-1	0-0	1-0	0	0	0
2016	10/2	12	8	20	0-0	0-0	0-0	2	0	0
2017	2/0	2	0	2	0-0	0-0	0-0	0	0	0
Career	24/6	30	16	46	1-1	0-0	1-0	2	0	0

MILLER'S GAME-BY-GAME STATISTICS

2015

DEFENSE	UT	AT	TM	TFL	SACKS	INT	PBU	FR	FF
Western Michigan				-DNP-					
Oregon				-DNP-					
Air Force	0	0	0	0-0	0-0	0-0	0	0-0	0
Central Michigan	1	1	2	0-0	0-0	0-0	0	0-0	0
Purdue	0	0	0	0-0	0-0	0-0	0	0-0	0
Rutgers	1	0	1	0-0	0-0	0-0	0	0-0	0
Michigan	5	1	6	1-1	0-0	0-0	0	0-0	0
Indiana	3	3	6	0-0	0-0	1-0	0	0-0	0
Nebraska	3	1	4	0-0	0-0	0-0	0	0-0	0
Maryland	2	2	4	0-0	0-0	0-0	0	0-0	0
Ohio State	0	0	0	0-0	0-0	0-0	0	0-0	0
Penn State	1	0	1	0-0	0-0	0-0	0	0-0	0
Iowa	0	0	0	0-0	0-0	0-0	0	0-0	0
Alabama	0	0	0	0-0	0-0	0-0	0	0-0	0
Totals	16	8	24	1-1	0-0	1-0	0	0-0	0

2016

DEFENSE	UT	AT	TM	TFL	SACKS	INT	PBU	FR	FF
Furman	0	0	0	0-0	0-0	0-0	0	0-0	0
Notre Dame	0	1	1	0-0	0-0	0-0	0	0-0	0
Wisconsin	0	1	1	0-0	0-0	0-0	0	0-0	0
Indiana	1	0	1	0-0	0-0	0-0	0	0-0	0
BYU	1	1	2	0-0	0-0	0-0	0	0-0	0
Northwestern				-DNP-INJURED-					
Maryland				-DNP-INJURED-					
Michigan	4	3	7	0-0	0-0	0-0	2	0-0	0
Illinois	0	0	0	0-0	0-0	0-0	0	0-0	0
Rutgers	2	0	2	0-0	0-0	0-0	0	0-0	0
Ohio State	1	0	1	0-0	0-0	0-0	0	0-0	0
Penn State	3	2	5	0-0	0-0	0-0	0	0-0	0
Totals	12	8	20	0-0	0-0	0-0	2	0-0	0

2017

DEFENSE	UT	AT	TM	TFL	SACKS	INT	PBU	FR	FF
Bowling Green	0	0	0	0-0	0-0	0-0	0	0-0	0
Western Michigan	2	0	2	0-0	0-0	0-0	0	0-0	0
Totals	2	0	2	0-0	0-0	0-0	0	0-0	0

2017 SPARTAN FOOTBALL GAME NOTES



CAREER NOTES: Fourth-year player and two-year letterwinner will compete to be a starter at safety . . . has 32 tackles in 24 career games with three starts . . . member of the team's Eagles leadership council . . . two-time Academic All-Big Ten selection . . . father Jim was a four-year letterman at Michigan State (1981-84), earning first-team All-Big Ten honors as a linebacker as a senior, and spent nine years in the National Football League with the Chicago Bears (1985-93; Super Bowl XX Champions in 1986) and Green Bay Packers (1993) . . . brother Mike played linebacker at Boston College (three-year letterman; 2007, 2009-10) . . . sister Anna was a three-year letterwinner on the Spartan women's basketball team (2012-14).

2017 SEASON (JUNIOR): Started at field safety against both Western Michigan and Bowling Green . . . logged seven stops in WMU game, adding 1.5 tackles for loss and one pass break-up, finishing with 18 production points to rank second among defensive backs and fourth on the defense.

MORRISSEY'S CAREER HIGHS

Tackles: 8, vs. Illinois (11/5/16)
Pass Break-Ups: 1, twice, (last vs. Western Michigan, 9/9/17)

MORRISSEY'S STATISTICS

	G/GS	UT	AT	TM	TFL	SACKS	INT	PBU	FR	FF
2015	12/0	3	2	5	0-0	0-0	0-0	0	0	0
2016	10/1	12	8	20	0-0	0-0	0-0	1	0	0
2017	2/2	4	3	7	1.5-4	0-0	0-0	1	0	0
Career	24/3	19	13	32	1.5-4	0-0	0-0	2	0	0

MORRISSEY'S GAME-BY-GAME STATISTICS

2016										
DEFENSE	UT	AT	TM	TFL	SACKS	INT	PBU	FR	FF	
Furman	0	0	0	0-0	0-0	0-0	0	0-0	0	
Notre Dame	2	0	2	0-0	0-0	0-0	0	0-0	0	
Wisconsin	1	0	1	0-0	0-0	0-0	0	0-0	0	
Indiana	0	0	0	0-0	0-0	0-0	0	0-0	0	
BYU	0	1	1	0-0	0-0	0-0	0	0-0	0	
Northwestern	3	2	5	0-0	0-0	0-0	0	0-0	0	
Maryland	0	0	0	0-0	0-0	0-0	0	0-0	0	
Michigan	2	0	0	0-0	0-0	0-0	0	0-0	0	
Illinois	3	5	8	0-0	0-0	0-0	1	0-0	0	
Rutgers	1	0	0	0-0	0-0	0-0	0	0-0	0	
Ohio State										-DNP-INJURED-
Penn State										-DNP-INJURED-
Totals	12	8	20	0-0	0-0	0-0	1	0-0	0	
2017										
DEFENSE	UT	AT	TM	TFL	SACKS	INT	PBU	FR	FF	
Bowling Green	0	0	0	0-0	0-0	0-0	0	0-0	0	
Western Michigan	4	3	7	1.5-4	0-0	0-0	1	0-0	0	
Totals	4	3	7	1.5-4	0-0	0-0	1	0-0	0	

CAREER NOTES: First-year player expected to contribute immediately at wide receiver as well as punt and kick returner.

2017 (FRESHMAN): Has played in both games so far this season, making Spartan debut in Bowling Green game, one of 18 true freshmen and redshirt freshmen saw action in their first collegiate game . . . had two punt returns for 18 yards with a long of 15 yards, vs. Western Michigan . . . had a 5-yard catch for his first reception as a Spartan in BGSU game.

NELSON'S CAREER HIGHS

Receptions: 1, vs. Bowling Green (9/2/17)
Receiving yards: 5, vs. Bowling Green (9/2/17)
Punt returns: 2, vs. Western Michigan (9/9/17)
Punt return yards: 15, vs. Western Michigan (9/9/17)

NELSON'S STATISTICS

RECEIVING	G/GS	REC.	YDS.	AVG.	TD	LG	YPG
2017	2/0	1	5	5.0	0	5	5.0

PUNT RETURNS	ATT	YDS.	AVG.	TD	LG
2017	2	18	9.0	0	15

ALL PURPOSE	RUSH	REC	PR	KR	TOTAL	YPG
2017	0	5	18	0	23	11.5

NELSON'S GAME-BY-GAME STATISTICS

2017					
RECEIVING	NO.	YDS	TD	LG	
Bowling Green	1	5	0	5	
Western Michigan	0	0	0	0	
Totals	1	5	0	5	
ALL-PURPOSE	RUSH	REC	KR	PR	TOT
Bowling Green	0	5	0	0	5
Western Michigan	0	0	0	18	18
Totals	0	5	0	18	23 / 11.5 ypg



2017 SPARTAN FOOTBALL GAME NOTES



CAREER NOTES: Fourth-year player expects to see time in the playing rotation along the interior of the defensive line . . . has six tackles in eight career games . . . earned his first letter after playing in six games as a sophomore in 2016 . . . converted from fullback to defensive line during redshirt season and as redshirt freshman.

2017 SEASON (JUNIOR): Doubled his career tackles total by posted career-high three tackles against Western Michigan . . . saw action in Bowling Green game, logging one tackle.

OWENS' CAREER HIGHS

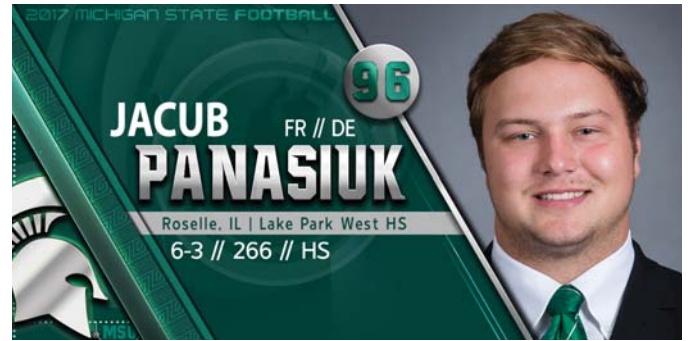
Tackles: 3, vs. Western Michigan (9/9/17)

OWENS' STATISTICS

	G/GS	UT	AT	TM	TFL	SACKS	INT	PBU	FR	FF
2016	6/0	2	0	2	0-0	0-0	0-0	0	0	0
2017	2/0	1	3	4	0-0	0-0	0-0	0	0	0
Career	8/0	3	3	6	0-0	0-0	0-0	0	0	0

OWENS GAME-BY-GAME STATISTICS

2017										
DEFENSE	UT	AT	TM	TFL	SACKS	INT	PBU	FR	FF	
Bowling Green	1	0	1	0-0	0-0	0-0	0	0-0	0	
Western Michigan	0	3	3	0-0	0-0	0-0	0	0-0	0	
Totals	1	3	4	0-0	0-0	0-0	0	0-0	0	



CAREER NOTES: First-year player adds talent and depth along the defensive line . . . brother, Mike, is a sophomore defensive tackle on the Spartans.

2017 SEASON (FRESHMAN): Has played in both games, making Spartan debut against Bowling Green, one of combined 18 true freshmen and redshirt freshmen who saw action in their first collegiate game . . . tallied two stops, including one tackle for loss against Western Michigan . . . posted three tackles in BGSU game.

J. PANASIUK'S CAREER HIGHS

Tackles: 3, vs. Bowling Green (9/2/17)

Tackles for loss: 1, vs. Western Michigan (9/9/17)

J. PANASIUK'S STATISTICS

	G/GS	UT	AT	TM	TFL	SACKS	INT	PBU	FR	FF
2017	2/0	3	2	5	1-7	0-0	0-0	0	0-0	0

J. PANASIUK'S GAME-BY-GAME STATISTICS

2017										
DEFENSE	UT	AT	TM	TFL	SACKS	INT	PBU	FR	FF	
Bowling Green	1	2	3	0-0	0-0	0-0	0	0-0	0	
Western Michigan	2	0	2	1-7	0-0	0-0	0	0-0	0	
Totals	3	2	5	1-7	0-0	0-0	0	0-0	0	

2017 SPARTAN FOOTBALL GAME NOTES



CAREER NOTES: Promising second-year player listed as the starting defensive tackle on the depth chart . . . his brother, Jacob, is a freshman defensive end for the Spartans.

2017 SEASON (SOPHOMORE): Started at defensive tackle in both the Western Michigan and Bowling Green games . . . logged three stops with half a tackle for loss against WMU.

M. PANASIUK'S CAREER HIGHS

Tackles: 7, vs. Ohio State (11/29/16)
Tackles for loss: 0.5, vs. Ohio State (11/29/16)
Sacks: 0.5, vs. Ohio State (11/29/16)

M. PANASIUK'S STATISTICS

	G/GS	UT	AT	TM	TFL	SACKS	INT	PBU	FR	FF
2016	12/3	8	6	14	0.5-3	0.5-3	0-0	0	0	0
2017	2/2	1	2	3	0.5-1	0-0	0-0	0	0	0
Career	14/5	9	8	17	1-4	0.5-3	0-0	0	0	0

M. PANASIUK'S GAME-BY-GAME STATISTICS

2016										
DEFENSE	UT	AT	TM	TFL	SACKS	INT	PBU	FR	FF	
Furman	0	0	0	0-0	0-0	0-0	0	0-0	0	
Notre Dame	0	0	0	0-0	0-0	0-0	0	0-0	0	
Wisconsin	1	0	1	0-0	0-0	0-0	0	0-0	0	
Indiana	2	0	2	0-0	0-0	0-0	0	0-0	0	
BYU	0	0	0	0-0	0-0	0-0	0	0-0	0	
Northwestern	1	0	1	0-0	0-0	0-0	0	0-0	0	
Maryland	0	0	0	0-0	0-0	0-0	0	0-0	0	
Michigan	0	0	0	0-0	0-0	0-0	0	0-0	0	
Illinois	0	0	0	0-0	0-0	0-0	0	0-0	0	
Rutgers	0	0	0	0-0	0-0	0-0	0	0-0	0	
Ohio State	3	4	7	0.5-3	0.5-3	0-0	0	0-0	0	
Penn State	1	2	3	0-0	0-0	0-0	0	0-0	0	
Totals	8	6	14	0.5-3	0.5-3	0-0	0	0-0	0	
2017										
DEFENSE	UT	AT	TM	TFL	SACKS	INT	PBU	FR	FF	
Bowling Green	0	0	0	0-0	0-0	0-0	0	0-0	0	
Western Michigan	1	2	3	0.5-1	0-0	0-0	0	0-0	0	
Totals	1	2	3	0.5-1	0-0	0-0	0	0-0	0	



CAREER NOTES: Second-year player can play both linebacker and defensive end.

2017 SEASON (REDSHIRT FRESHMAN): Played in both Western Michigan and Bowling Green games, making Spartan debut against Bowling Green, one of a combined 18 true freshmen and redshirt freshmen who saw action in their first collegiate game . . . logged two tackles, including one sack in WMU game . . . tallied one QB hurry against BGSU.

RANDLE'S CAREER HIGHS

Tackles: 2, vs. Western Michigan (9/9/17)
Tackles for loss: 1, vs. Western Michigan (9/9/17)
Sacks: 1, vs. Western Michigan (9/9/17)

RANDLE'S STATISTICS

	G/GS	UT	AT	TM	TFL	SACKS	INT	PBU	FR	FF
2017	2/0	1	1	2	1-4	1-4	0-0	0	0-0	0

RANDLE'S GAME-BY-GAME STATISTICS

2017										
DEFENSE	UT	AT	TM	TFL	SACKS	INT	PBU	FR	FF	
Bowling Green	0	0	0	0-0	0-0	0-0	0	0-0	0	
Western Michigan	1	1	2	1-4	1-4	0-0	0	0-0	0	
Totals	1	1	2	1-4	1-4	0-0	0	0-0	0	



CAREER NOTES: Promising first-year player who is expected to make immediate contribution on offensive line.

2017 SEASON (FRESHMAN): Has seen action in both Western Michigan and Bowling Green, making Spartan debut against Bowling Green, one of a combined 18 true freshmen and redshirt freshmen who saw action in their first collegiate game.



2017 SPARTAN FOOTBALL GAME NOTES



CAREER NOTES: Enrolled at Michigan State on Jan. 9, 2017, and participated in spring practice . . . his father, Andre, was a four-year letterwinner (1985-88) at Michigan State under Coach George Perles as a wide receiver and is in the MSU Athletics Hall of Fame . . . Andre ranks second in MSU history in receiving yards (2,992), third in yards per catch (20.49 avg.) and fifth in receptions (146); he was a two-time first-team All-Big Ten selection (1986, 1988) and earned first-team All-America honors as a senior in 1988 . . . Andre was selected in the first round (No. 22 overall) of the 1989 NFL Draft by the Indianapolis Colts and played 12 seasons in the NFL (1989-98; 2000) with seven different teams.

2017 SEASON (FRESHMAN): Has played in both games, making Spartan debut against Bowling Green, one of a combined 18 true freshmen and redshirt freshmen who saw action in their first collegiate game . . . had one catch for 14 yards against BGSU, adding one rush . . . snared first catch of MSU career with a 5-yard reception against BGSU.

RISON'S CAREER HIGHS

Receptions: 1, twice (last vs. Western Michigan 9/9/17)
Receiving yards: 14, vs. Western Michigan (9/9/17)

RISON'S STATISTICS

RECEIVING	G/GS	REC.	YDS.	AVG.	TD	LG	YPG
2017	2/0	2	19	9.5	0	14	9.5

RISON'S GAME-BY-GAME STATISTICS

2017				
RECEIVING	NO.	YDS	TD	LG
Bowling Green	1	5	0	5
Western Michigan	1	14	0	14
Totals	2	19	0	19



CAREER NOTES: Fifth-year senior provides depth along the interior of the defensive line . . . also has the ability to play center . . . has played in seven career games . . . moved back to the defensive line in spring practice after spending two seasons as center.

2017 SEASON (SENIOR): Saw action in Bowling Green game at defensive tackle.



CAREER NOTES: Fifth-year senior walk-on will handle kickoff duties and be the back-up placekicker for the Spartans in 2017 . . . played two seasons at Western Michigan (2013-14) before transferring to Michigan State in 2015.

2017 SEASON (SENIOR): Has handled kickoff duties in both games, making Spartan debut in Bowling Green game . . . recorded five kickoffs for a 61.8 ypk average with one touchback against Western Michigan . . . booted six kickoffs for a 61.2 ypk average with one touchback in the BGSU game.



CAREER NOTES: Enrolled at Michigan State on Jan. 9, 2017, and participated in spring practice . . . becomes the fourth member of his family to play college football; his brothers Isaiah and Joshua helped Mount Union win a Division III National Championship in 2012; his brother Elijah is currently a sophomore at Mount Union and helped the Purple Raiders to the 2016 Division III semifinals.

2017 SEASON (FRESHMAN): Has started the first two games . . . started at boundary cornerback against Western Michigan . . . snared first interception of MSU career in WMU game, adding one pass break-up to finish with 10 production points . . . made Spartan debut against Bowling Green, one of a combined 18 true freshmen and redshirt freshmen who saw action in their first collegiate game . . . had the top true freshman performance in the country for Week 1, according to Pro Football Focus, with a 85.6 rating vs. Bowling Green . . . shared the team lead with two pass break-ups against the Falcons, adding one tackle with half a tackle for loss, ending his first collegiate game with 11 production points.

J. SCOTT'S CAREER HIGHS

Tackles: 1, vs. Bowling Green (9/2/17)
Interceptions: 1, vs. Western Michigan (9/9/17)
Pass Break-Ups: 2, vs. Bowling Green (9/2/17)

J. SCOTT'S STATISTICS

	G/GS	UT	AT	TM	TFL	SACKS	INT	PBU	FR	FF
2017	2/2	0	1	1	0-0	0-0	1-0	3	0	0

J. SCOTT'S GAME-BY-GAME STATISTICS

2017										
DEFENSE	UT	AT	TM	TFL	SACKS	INT	PBU	FR	FF	
Bowling Green	0	1	1	0-0	0-0	0-0	2	0	0	
Western Michigan	0	0	0	0-0	0-0	1-0	1	0	0	
Totals	0	1	1	0-0	0-0	1-0	3	0	0	

2017 SPARTAN FOOTBALL GAME NOTES



CAREER NOTES: Third-year player and two-year letterwinner has rushed for 1,818 yards and 18 touchdowns on 363 carries in 28 career games, including 12 starts . . . has six career 100-yard rushing games . . . entered junior season with 1,693 career rushing yards, which is the fifth most by a Spartan through their sophomore season . . . named to preseason watch lists for the Maxwell Award (college player of the year) and the Doak Walker Award (nation's premier running back) . . . preseason All-Big Ten selection by Athlon Sports (second team) . . . named one of the top 30 players in the Big Ten by CollegeFootballNews.com.

2017 SEASON (JUNIOR): Has 33 carries for 125 yards with one TD this season, adding four catches for 24 yards and one score . . . registered game-high 86 yards on 18 carries (4.8 ypc) against Western Michigan, including a season-long 44-yard scamper on a fourth-and-1 from the MSU 45-yard line early in the fourth quarter, and later scored on a 2-yard plunge to give MSU a 14-0 lead . . . added three catches for 25 yards including a 15-yard score, finishing game with 111 all-purpose yards . . . logged 15 carries for 39 yards (2.6 ypc) in season opener against Bowling Green

LJ SCOTT'S CAREER HIGHS

Carries: 22, three times (last vs. Michigan 10/29/16)
Rushing Yards: 160, vs. Ohio State (11/19/16)
Rushing Touchdowns: 2, four times (last vs. Michigan, 10/17/15)

LJ SCOTT'S STATISTICS

RUSHING	G/GS	ATT	YDS.	AVG.	TD	LG	YPG
2015	14/1	146	699	4.8	11	38	49.9
2016	12/10	184	994	5.4	6	61	82.8
2017	2/1	33	125	3.8	1	44	62.5
Career	28/12	363	1818	5.0	18	61	64.9

RECEIVING	REC.	YDS.	AVG.	TD	LG	YPG
2015	3	15	5.0	0	9	1.2
2016	10	147	14.7	1	64	12.2
2017	4	24	6.0	1	15	12.0
Career	17	186	10.9	2	64	6.6

LJ SCOTT'S GAME-BY-GAME STATISTICS


2015	ATT	YDS	TD	LG
RUSHING				
Western Michigan	13	77	0	17
Oregon	11	76	2	38
Air Force	11	23	0	6
Central Michigan	8	54	0	29
Purdue	18	146	2	30
Rutgers	9	42	2	16
Michigan	8	16	2	11
Indiana	11	68	1	26
Nebraska	3	5	0	5
Maryland	2	12	0	15
Ohio State	13	58	0	20
Penn State	11	41	1	7
Iowa	22	73	1	10
Alabama	6	8	0	3
Totals	146	699	11	38

2016	ATT	YDS	TD	LG
RUSHING				
Furman	20	105	1	21
Notre Dame	22	98	1	23
Wisconsin	14	61	0	19
Indiana	11	38	0	13
BYU	3	9	0	5
Northwestern	3	25	0	23
Maryland	20	128	1	48
Michigan	22	139	1	40
Illinois	14	50	0	15
Rutgers	20	122	1	22
Ohio State	19	160	1	61
Penn State	16	59	0	11
Totals	184	994	6	61

2017	ATT	YDS	TD	LG
RUSHING				
Bowling Green	15	39	0	6
Western Michigan	18	86	1	44
Totals	33	125	1	44



2017 SPARTAN FOOTBALL GAME NOTES



CAREER NOTES: Second-year walk-on provides depth at tight end . . . per NCAA rules, had to sit out the entire 2016 season after transferring from the University of Buffalo . . . former high school teammate with junior linebacker Byron Bullough.

2017 SEASON (SOPHOMORE): Has seen action in both games this season, making Spartan debut against Bowling Green, seeing action on both offense and special teams.



CAREER NOTES: Talented first-year player expected to see action immediately to provide depth and talent to linebacking corps.

2017 SEASON (FRESHMAN): Has played in both games, making Spartan debut against Bowling Green, one of combined 18 true freshmen and redshirt freshmen saw action in their first collegiate game . . . posted one tackle in Western Michigan game . . . logged three tackles vs. BGSU.

SIMMONS' CAREER HIGHS

Tackles: 3, vs. Bowling Green (9/2/17)

SIMMONS' STATISTICS

	G/GS	UT	AT	TM	TFL	SACKS	INT	PBU	FR	FF
2017	2/0	3	1	4	0-0	0-0	0-0	0	0	0

SIMMONS' GAME-BY-GAME STATISTICS

2017										
DEFENSE	UT	AT	TM	TFL	SACKS	INT	PBU	FR	FF	
Bowling Green	2	1	3	0-0	0-0	0-0	0	0	0	
Western Michigan	1	0	1	0-0	0-0	0-0	0	0	0	
Totals	3	1	4	0-0	0-0	0-0	0	0	0	

2017 SPARTAN FOOTBALL GAME NOTES



CAREER NOTES: Third-year player has 18 tackles, five pass break-ups and one interception in 17 career games, including five starts . . . provides depth and talent in the rotation at cornerback . . . his uncle Bobby Williams spent 13 years on the football coaching staff at Michigan State, including three seasons as head coach from 1999-2002 . . . suffered a stroke last November and wasn't medically cleared to play football until late June . . . has been nominated for the Orange Bowl Courage Award, which honors players in college football who show great courage in the face of adversity.

2016 SEASON (JUNIOR): Has played in both games this season . . . made smashing return to action in Bowling Green game in his first game back since suffering an off-season stroke, returning an interception 38 yards for a touchdown in the third quarter . . . it was his first career interception and first career touchdown . . . co-winner of the team's "Unsung Hero" award after tallying 15 total production points, ranking tied for second on the defense.

SMITH'S CAREER HIGHS

Tackles: 6, vs. Michigan (10/29/16)
 Tackles For Loss: 1, vs. Michigan (10/29/16)
 Pass Break-ups: 1, five times (last vs. Illinois, 11/5/16)
 Interceptions: 1, vs. Bowling Green (9/2/17)

SMITH'S STATISTICS

	G/GS	UT	AT	TM	TFL	SACKS	INT	PBU	FR	FF
2015	7/1	2	3	5	0-0	0-0	0-0	1	0-0	0
2016	8/4	10	3	13	1.5-7	0-0	0-0	4	0-0	0
2017	2/0	0	0	0	0-0	0-0	1-38	0	0-0	0
Career	17/5	12	6	18	1.5-7	0-0	1-38	5	0-0	0

SMITH'S GAME-BY-GAME STATISTICS

2017

DEFENSE	UT	AT	TM	TFL	SACKS	INT	PBU	FR	FF
Bowling Green	0	0	0	0-0	0-0	1-38	0	0-0	0
Western Michigan	0	0	0	0-0	0-0	0-0	0	0-0	0
Totals	0	0	0	0-0	0-0	1-38	0	0-0	0

CAREER NOTES: Fourth-year player will likely see an expanded role in the offense as a junior in 2017 . . . two-year letterwinner has played in 28 career games, mostly on special teams . . . member of the team's Eagles leadership council . . . both of his parents were athletes at West Point . . . his brother, Mitchell, is a freshman walk-on linebacker for the Spartans.

2017 SEASON (JUNIOR): Has started both games, making first start of Spartan career in the Bowling Green game, one of nine Spartans who made their first career starts . . . had one catch for career-long 17-yards against Western Michigan . . . registered career highs with three catches for 31 yards, and also caught his first career touchdown pass on a 13-yard reception in the third quarter . . . also posted two tackles on special teams, earning special units player of the week team award.

SOKOL'S CAREER HIGHS

Receptions: 3, vs. Bowling Green (9/2/17)
 Receiving yards: 31, vs. Bowling Green (9/2/17)
 Touchdowns: 1, vs. Bowling Green (9/2/17)

SOKOL'S STATISTICS

RECEIVING	G/GS	REC.	YDS.	AVG.	TD	LG	YPG
2015	14/0	0	0	0.0	0	0	0.0
2016	12/0	2	26	13.0	0	16	2.2
2017	2/2	4	48	12.0	1	17	24.0
Career	28/2	6	74	12.3	1	17	2.6

SOKOL'S GAME-BY-GAME STATISTICS

2017

RECEIVING	NO.	YDS	TD	LG
Bowling Green	3	31	1	13
Western Michigan	1	17	0	17
Totals	4	48	1	17



2017 SPARTAN FOOTBALL GAME NOTES



CAREER NOTES: Third-year player provides depth along the interior of the defensive line . . . has four tackles in three career games.

2017 SEASON (SOPHOMORE): Saw action in the Bowling Green game and posted three tackles.

STALLWORTH'S CAREER HIGHS

Tackles: 3, vs. Bowling Green (9/2/17)

STALLWORTH'S STATISTICS

	G/GS	UT	AT	TM	TFL	SACKS	INT	PBU	FR	FF
2016	2/0	0	1	1	0-0	0-0	0-0	0	0	0
2017	1/0	0	3	3	0-0	0-0	0-0	0	0	0
Career	3/0	0	4	4	0-0	0-0	0-0	0	0	0



CAREER NOTES: Third-year player will see action in the playing rotation at wide receiver . . . can also return kicks and punts . . . attended the same high school of current Spartan wide receivers coach Terrence Samuel.

2017 SEASON (SOPHOMORE): Emerging playmaker ranks fifth in the Big Ten in all-purpose yards (154.5 ypg.) . . . has led MSU in all-purpose yards in both games, topping career-high each time . . . tallied 159 all-purpose yards (career-high 70 rushing, 33 receiving, 51 kick return, 5 punt return) against Western Michigan . . . posted career highs of six receptions for 85 yards and finished with 150 all-purpose yards (85 receiving, 28 rush, 22 kick return, 15 punt return) in season-opener against Bowling Green . . . named recipient of the Spartan "The One" and Offensive Player of the Week team awards.

STEWART'S CAREER HIGHS

Receptions: 6, vs. Bowling Green (9/2/17)

Receiving Yards: 85, vs. Bowling Green (9/2/17)

Carries: 3, twice (last vs. Western Michigan, 9/9/17)

Rushing Yards: 70, vs. Western Michigan (9/9/17)

Kick Return Yards: 52, vs. Furman (9/2/16)

Kick Return: 27, vs. Furman (9/2/16)

Punt Return Yards: 15, vs. Bowling Green (9/2/17)

All-Purpose Yards: 159, vs. Western Michigan (9/9/17)

STEWART'S STATISTICS

RUSHING	G/GS	ATT	YDS.	AVG.	TD	LG	YPG
2016	10/1	2	3	1.5	0	1	0.3
2017	2/0	6	98	16.3	0	46	49.0
Career	12/1	8	101	12.6	0	46	8.4

RECEIVING	REC.	YDS.	AVG.	TD	LG	YPG
2016	3	29	9.7	0	16	2.9
2017	9	118	13.1	0	40	59.0
Career	12	147	12.2	0	40	12.2

PUNT RETURNS	ATT	YDS.	AVG.	TD	LG
2016	0	0	0.0	0	0
2017	5	20	4.0	0	10
Career	5	20	4.0	0	10

KICKOFF RETURNS	ATT	YDS.	AVG.	TD	LG
2016	5	107	21.4	0	27
2017	3	73	24.3	0	29
Career	8	180	22.5	0	29

ALL PURPOSE	RUSH	REC	PR	KR	TOTAL	YPG
2016	3	29	0	107	139	13.9
2017	98	118	20	73	309	154.5
TOTAL	101	147	20	180	448	37.3

STEWART'S GAME-BY-GAME STATISTICS

2017

RECEIVING	NO.	YDS	TD	LG
Bowling Green	6	85	0	40
Western Michigan	3	33	0	16
Totals	9	118	0	40

ALL-PURPOSE	RUSH	REC	KR	PR	TOT
Bowling Green	28	85	22	15	150
Western Michigan	70	33	51	5	159
Totals	98	118	73	20	309 / 154.5 ypg

2017 SPARTAN FOOTBALL GAME NOTES



CAREER NOTES: Fifth-year senior and three-year letterwinner will compete for playing time at quarterback . . . has completed 36-of-75 passes (.480) for 356 yards in 23 career games, with one start . . . has 215 rushing yards on 59 carries (3.6 avg.) . . . member of the team's Eagles leadership council.

2017 SEASON (SENIOR): Saw action in Bowling Green game.

TERRY'S CAREER HIGHS

Pass Attempts: 12, vs. Illinois (11/5/16)
 Pass Completions: 7, vs. Penn State (11/26/16)
 Passing TDs: 1, vs. Illinois (11/5/16)
 Passing Yards: 101, vs. Penn State (11/26/16)
 Rushing Yards: 29, vs. BYU (10/8/16)
 Carries: 8, twice (last vs. BYU 10/8/16)

TERRY'S STATISTICS

PASSING	G/GS	COMP	ATT	INT	PCT	YDS	YPG	TD	LG
2014	5/0	12	19	0	.632	88	17.6	0	17
2015	10/0	2	7	0	.286	15	1.5	0	13
2016	7/1	22	46	1	.478	253	36.1	1	39
2017	1/0	0	3	0	.000	0	0.0	0	0
Career	23/1	36	75	1	.480	356	16.2	1	39

RUSHING	ATT	YDS.	AVG.	TD	LG	YPG
2014	12	62	5.2	0	15	12.4
2015	21	68	3.2	0	14	6.8
2016	26	85	3.3	1	13	12.1
2017	0	0	0.0	0	0	0.0
Career	59	215	3.6	1	15	9.8

2016

PASSING	COMP	ATT	INT	PCT	YDS	TD	LG
Furman			-DNP-				
Notre Dame	0	0	0	.000	0	0	0
Wisconsin			-DNP-				
Indiana			-DNP-				
BYU	6	10	1	.600	63	0	28
Northwestern			-DNP-				
Maryland			-DNP-				
Michigan	0	4	0	.000	0	0	0
Illinois	6	12	0	.500	50	1	13
Rutgers	1	3	0	.333	17	0	17
Ohio State	2	5	0	.400	22	0	12
Penn State	7	12	0	.583	101	0	39
Totals	22	46	1	.478	253	1	39

RUSHING	ATT	YDS	TD	LG
Furman		-DNP-		
Notre Dame	2	2	0	2
Wisconsin		-DNP-		
Indiana		-DNP-		
BYU	8	29	1	13
Northwestern		-DNP-		
Maryland		-DNP-		
Michigan	4	11	0	9
Illinois	3	14	0	8
Rutgers	1	1	0	1
Ohio State	4	15	0	8
Penn State	4	13	0	9
Totals	26	85	1	13

CAREER NOTES: Talented first-year player expected to make immediate contribution to wide receiver corps . . . his father, Sheldon, is the executive director of player personnel and recruiting for the Spartans and previously worked 19 seasons in the front office with the Detroit Lions; he played defensive back in the NFL for six seasons (1988-93).

2017 SEASON (FRESHMAN): Made Spartan debut against Bowling Green, one of a combined 18 true freshmen and redshirt freshmen who saw action in their first collegiate game . . . snared first catch of MSU career with a 12-yard reception vs. BGSU.

WHITE'S CAREER HIGHS

Receptions: 1, vs. Bowling Green (9/2/17)
 Receiving yards: 12, vs. Bowling Green (9/2/17)

WHITE'S STATISTICS

RECEIVING	G/GS	REC.	YDS.	AVG.	TD	LG	YPG
2017	2/0	1	12	12.0	0	12	6.0

WHITE'S GAME-BY-GAME STATISTICS

2017

RECEIVING	NO.	YDS	TD	LG
Bowling Green	1	12	0	12
Western Michigan	0	0	0	0
Totals	1	12	0	12



2017 SPARTAN FOOTBALL GAME NOTES



CAREER NOTES: Third-year player earned a scholarship in the spring . . . slated as the Spartans' starting defensive end.

2017 SEASON (SOPHOMORE): Has started both games this season, making first start of his Spartan career in Bowling Green game, one of nine Spartans to register their first starts . . . recorded three tackles including one tackle for loss against Western Michigan . . . logged two tackles, including one for loss and added one pass break-up and a QB hurry against BGSU.

WILLEKES' CAREER HIGHS

Tackles: 3, vs. Western Michigan (9/9/17)
 Tackles for Loss: 1, twice (last vs. Western Michigan, 9/9/17)
 Pass Break-Up: 1, vs. Bowling Green (9/2/17)

WILLEKES' STATISTICS

	G/GS	UT	AT	TM	TFL	SACKS	INT	PBU	FR	FF
2017	2/2	2	3	5	2-3	0-0	0	1	0	0

WILLEKES' GAME-BY-GAME STATISTICS

2017										
DEFENSE	UT	AT	TM	TFL	SACKS	INT	PBU	FR	FF	
Bowling Green	1	1	2	1-1	0-0	0	1	0	0	
Western Michigan	1	2	3	1-2	0-0	0	0	0	0	
Totals	2	3	5	2-3	0-0	0	1	0	0	



CAREER NOTES: Third-year player expects to be a major contributor on the defensive line as a sophomore in 2017 . . . slated as the Spartans' starter at nose tackle . . . member of the team's Eagles leadership council.

2016 SEASON (SOPHOMORE): Started both games this season . . . posted three stops against Western Michigan, including one sack . . . logged one QB hurry against Bowling Green.

WILLIAMS' CAREER HIGHS

Tackles: 4, three times (last vs. Penn State, 11/26/16)
 Sacks: 1, three times (last vs. Western Michigan, 9/9/17)
 Forced Fumble: 1, vs. Wisconsin (9/24/16)

WILLIAMS' STATISTICS

	G/GS	UT	AT	TM	TFL	SACKS	INT	PBU	FR	FF
2016	11/3	11	17	28	5.0-14	2.0-10	0	1	0	1
2017	2/2	1	2	3	1.0-11	1.0-11	0	0	0	0
Career	13/5	12	19	31	6.0-25	3.0-21	0	1	0	1

WILLIAMS' GAME-BY-GAME STATISTICS

2016										
DEFENSE	UT	AT	TM	TFL	SACKS	INT	PBU	FR	FF	
Furman	0	3	3	0-0	0-0	0	0	0	0	
Notre Dame	2	0	2	1-5	1-5	0	0	0	0	
Wisconsin	3	1	4	1-5	1-5	0	0	0	1	
Indiana	1	2	3	1-1	0-0	0	0	0	0	
BYU										-DNP-INJURED-
Northwestern	2	2	4	1.5-2	0-0	0	0	0	0	
Maryland	1	0	1	0-0	0-0	0	0	0	0	
Michigan	0	2	2	0-0	0-0	0	0	0	0	
Illinois	0	0	0	0-0	0-0	0	0	0	0	
Rutgers	0	2	2	0.5-1	0-0	0	0	0	0	
Ohio State	1	2	3	0-0	0-0	0	1	0	0	
Penn State	1	3	4	0-0	0-0	0	0	0	0	
Totals	11	17	28	5-14	2-10	0	1	0	1	

2017										
DEFENSE	UT	AT	TM	TFL	SACKS	INT	PBU	FR	FF	
Bowling Green	0	0	0	0-0	0-0	0	0	0	0	
Western Michigan	1	2	3	1-11	1-11	0	0	0	0	
Totals	1	2	3	1-11	1-11	0	0	0	0	

2017 SPARTAN FOOTBALL GAME NOTES



CAREER NOTES: Third-year player slated as starting safety . . . has 52 tackles and four pass break-ups in 22 career games, including six starts . . . member of the team's Eagles leadership council . . . presented the Harold & Raynor Shnider Office of the Provost Award (male recipient) at the Student-Athlete Support Services Academic Excellence Gala; the honor is given to a freshman or sophomore student-athlete who embodies the characteristics promoted by SASS, with emphasis on academic performance, community involvement and leadership ability.

2017 SEASON (JUNIOR): Started both games at boundary safety . . . led defensive backs and second on defense with eight stops against Western Michigan, adding one pass break-up, ending with 21 production points, leading the secondary and ranking third on the defense . . . posted three tackles in Bowling Green game.

WILLIS' CAREER HIGHS

Tackles: 11, vs. Maryland (10/22/16)

Pass break-ups: 1, four times (last vs. Western Michigan, 9/9/17)

WILLIS' STATISTICS

	G/GS	UT	AT	TM	TFL	SACKS	INT	PBU	FR	FF
2015	9/3	2	9	11	0-0	0-0	0-0	1	0	0
2016	11/1	16	14	30	0-0	0-0	0-0	2	0	1
2017	2/2	4	7	11	0-0	0-0	0-0	1	0	0
Career	22/6	22	30	52	0-0	0-0	0-0	4	0	1

WILLIS' GAME-BY-GAME STATISTICS

2015

DEFENSE	UT	AT	TM	TFL	SACKS	INT	PBU	FR	FF
Western Michigan				-DNP-					
Oregon				-DNP-					
Air Force				-DNP-					
Central Michigan	0	0	0	0-0	0-0	0	1	0	0
Purdue	0	0	0	0-0	0-0	0	0	0	0
Rutgers	0	0	0	0-0	0-0	0	0	0	0
Michigan	1	2	3	0-0	0-0	0	0	0	0
Indiana	0	4	4	0-0	0-0	0	0	0	0
Nebraska	0	0	0	0-0	0-0	0	0	0	0
Maryland	0	1	1	0-0	0-0	0	0	0	0
Ohio State	1	1	2	0-0	0-0	0	0	0	0
Penn State	0	1	1	0-0	0-0	0	0	0	0
Iowa				-DNP-INJURED-					
Alabama				-DNP-INJURED-					
Totals	2	9	11	0-0	0-0	0	1	0	0

2016

DEFENSE	UT	AT	TM	TFL	SACKS	INT	PBU	FR	FF
Furman	2	2	4	0-0	0-0	0-0	0	0	0
Notre Dame	1	0	1	0-0	0-0	0-0	0	0	1
Wisconsin	0	1	1	0-0	0-0	0-0	0	0	0
Indiana	1	0	1	0-0	0-0	0-0	0	0	0
BYU	2	0	2	0-0	0-0	0-0	0	0	0
Northwestern	2	4	6	0-0	0-0	0-0	0	0	0
Maryland	6	5	11	0-0	0-0	0-0	1	0	0
Michigan	0	1	1	0-0	0-0	0-0	1	0	0
Illinois				-DNP-INJURED-					
Rutgers	2	1	3	0-0	0-0	0-0	0	0	0
Ohio State	0	0	0	0-0	0-0	0-0	0	0	0
Penn State	0	0	0	0-0	0-0	0-0	0	0	0
Totals	16	14	30	0-0	0-0	0-0	2	0	1

2017

DEFENSE	UT	AT	TM	TFL	SACKS	INT	PBU	FR	FF
Bowling Green	2	1	3	0-0	0-0	0-0	0	0	0
Western Michigan	2	6	8	0-0	0-0	0-0	1	0	0
Totals	4	7	11	0-0	0-0	0-0	1	0	0

The Automated ScoreBook

Michigan State Combined Team Statistics (as of Sep 09, 2017)

All games

Date	Opponent	Score	Att.
Sep 2, 2017	BOWLING GREEN	W 35-10	71202
Sep 09, 2017	WESTERN MICHIGAN	W 28-14	72910

Record:	Overall	Home	Away	Neutral
All games	2-0	2-0	0-0	0-0
Conference	0-0	0-0	0-0	0-0
Non-Conference	2-0	2-0	0-0	0-0

Rushing	gp	att	gain	loss	net	avg	td	lg	avg/g
Lewerke, Brian	2	17	161	11	150	8.8	2	61	75.0
Scott, LJ	2	33	134	9	125	3.8	1	44	62.5
Stewart, D.	2	6	104	6	98	16.3	0	46	49.0
London, Madre	2	18	85	3	82	4.6	1	11	41.0
Holmes, Gerald	2	17	77	2	75	4.4	0	16	37.5
Total	2	95	561	50	511	5.4	4	61	255.5
Opponents	2	60	232	49	183	3.0	0	16	91.5

Team Statistics	MSU	OPP
FIRST DOWNS	46	20
Rushing	25	10
Passing	20	10
Penalty	1	0
RUSHING YARDAGE	511	183
Rushing Attempts	95	60
Average Per Rush	5.4	3.0
Average Per Game	255.5	91.5
TDs Rushing	4	0
PASSING YARDAGE	411	224
Comp-Att-Int	35-57-1	22-58-2
Average Per Pass	7.2	3.9
Average Per Catch	11.7	10.2
Average Per Game	205.5	112.0
TDs Passing	4	0
TOTAL OFFENSE	922	407
Average Per Play	6.1	3.4
Average Per Game	461.0	203.5
KICK RETURNS: #-Yards	4-85	9-274
PUNT RETURNS: #-Yards	7-38	1-10
INT RETURNS: #-Yards	2-38	1-0
FUMBLES-LOST	7-4	0-0
PENALTIES-Yards	7-55	7-40
PUNTS-AVG	12-43.8	16-46.4
TIME OF POSSESSION/Game	35:25	24:35
3RD-DOWN Conversions	15/30	3/28
4TH-DOWN Conversions	1/1	3/7

Passing	gp	effic	comp-att-int	pct	yds	td	lg	avg/g
Lewerke, Brian	2	149.49	35-54-1	64.8	411	4	40	205.5
Terry, Damion	1	0.00	0-3-0	0.0	0	0	0	0.0
Total	2	141.62	35-57-1	61.4	411	4	40	205.5
Opponents	2	63.48	22-58-2	37.9	224	0	45	112.0

Receiving	gp	no.	yds	avg	td	lg	avg/g
Stewart, D.	2	9	118	13.1	0	40	59.0
Davis, Felton	2	8	104	13.0	2	25	52.0
Sokol, Matt	2	4	48	12.0	1	17	24.0
Scott, LJ	2	4	24	6.0	1	15	12.0
Jackson, T.	2	3	41	13.7	0	21	20.5
Rison, Hunter	2	2	19	9.5	0	14	9.5
Chambers, Cam	2	1	29	29.0	0	29	14.5
White, Cody	2	1	12	12.0	0	12	6.0
Holmes, Gerald	2	1	8	8.0	0	8	4.0
Nelson, Laress	2	1	5	5.0	0	5	2.5
London, Madre	2	1	3	3.0	0	3	1.5
Total	2	35	411	11.7	4	40	205.5
Opponents	2	22	224	10.2	0	45	112.0

Field Goals	fg	pct.	01-19	20-29	30-39	40-49	50-99	lg	blk
Scoring	td	fg	kick	rush	rcv	pass	dxp	saf	pts
Lewerke, Brian	2	-	-	-	-	-	-	-	12
Scott, LJ	2	-	-	-	-	-	-	-	12
Davis, Felton	2	-	-	-	-	-	-	-	12
Coghlin, Matt	-	-	9-9	-	-	-	-	-	9
Smith, Tyson	1	-	-	-	-	-	-	-	6
London, Madre	1	-	-	-	-	-	-	-	6
Sokol, Matt	1	-	-	-	-	-	-	-	6
Total	9	-	9-9	-	-	-	-	-	63
Opponents	3	1-1	3-3	-	-	-	-	-	24

Interceptions	no.	yds	avg	td	lg
Smith, Tyson	1	38	38.0	1	38
Scott, Josiah	1	0	0.0	0	0

Punting	no.	yds	avg	lg	tb	fc	i20	50+	blk
Hartbarger, J.	12	526	43.8	57	2	4	5	3	0

Punt Returns	no.	yds	avg	td	lg
Stewart, D.	5	20	4.0	0	10
Nelson, Laress	2	18	9.0	0	15
Total	7	38	5.4	0	15
Opponents	1	10	10.0	0	10

Kick Returns	no.	yds	avg	td	lg
Stewart, D.	3	73	24.3	0	29
Davis, Noah	1	12	12.0	0	12
Total	4	85	21.2	0	29
Opponents	9	274	30.4	1	100

Score by Quarters	1st	2nd	3rd	4th	OT	Total
Michigan State	7	21	28	7	0	63
Opponents	3	0	7	14	0	24

All Purpose	g	rush	rcv	pr	kr	ir	total	avg/g
Stewart, D.	2	98	118	20	73	0	309	154.5
Lewerke, Brian	2	150	0	0	0	0	150	75.0
Scott, LJ	2	125	24	0	0	0	149	74.5
Davis, Felton	2	0	104	0	0	0	104	52.0
London, Madre	2	82	3	0	0	0	85	42.5
Total	2	511	411	38	85	38	1083	541.5
Opponents	2	183	224	10	274	0	691	345.5

Total Offense	g	plays	rush	pass	total	avg/g
Lewerke, Brian	2	71	150	411	561	280.5
Scott, LJ	2	33	125	0	125	62.5
Stewart, D.	2	6	98	0	98	49.0
London, Madre	2	18	82	0	82	41.0
Holmes, Gerald	2	17	75	0	75	37.5
Total	2	152	511	411	922	461.0
Opponents	2	118	183	224	407	203.5

#	Defensive Leaders	gp	Tackles				tfl/yds	Sacks no-yds	Pass defense			Fumbles		blkd	
			ua	a	tot				int-yds	brup	qbh	rcv-yds	ff	kick	saf
35	Bachie, Joe	2	6	15	21	0.5-3
23	Frey, Chris	2	3	9	12	1.5-12	1.5-12	.	.	2
5D	Dowell, Andrew	2	4	7	11	1.0-11	1.0-11
27	Willis, Khari	2	4	7	11	.	.	.	1
49	Jones, Shane	2	3	4	7
Total		2	49	80	129	11-57	5-37	2-38	9	12
Opponents		2	74	94	168	14-29	2-10	1-0	7	14	4	142	5	.	.

The Automated ScoreBook
Michigan State Overall Team Statistics (as of Sep 09, 2017)
All games

Team Statistics	MSU	OPP
SCORING	63	24
Points Per Game	31.5	12.0
Points Off Turnovers	7	17
FIRST DOWNS	46	20
Rushing	25	10
Passing	20	10
Penalty	1	0
RUSHING YARDAGE	511	183
Yards gained rushing	561	232
Yards lost rushing	50	49
Rushing Attempts	95	60
Average Per Rush	5.4	3.0
Average Per Game	255.5	91.5
TDs Rushing	4	0
PASSING YARDAGE	411	224
Comp-Att-Int	35-57-1	22-58-2
Average Per Pass	7.2	3.9
Average Per Catch	11.7	10.2
Average Per Game	205.5	112.0
TDs Passing	4	0
TOTAL OFFENSE	922	407
Total Plays	152	118
Average Per Play	6.1	3.4
Average Per Game	461.0	203.5
KICK RETURNS: #-Yards	4-85	9-274
PUNT RETURNS: #-Yards	7-38	1-10
INT RETURNS: #-Yards	2-38	1-0
KICK RETURN AVERAGE	21.2	30.4
PUNT RETURN AVERAGE	5.4	10.0
INT RETURN AVERAGE	19.0	0.0
FUMBLES-LOST	7-4	0-0
PENALTIES-Yards	7-55	7-40
Average Per Game	27.5	20.0
PUNTS-Yards	12-526	16-742
Average Per Punt	43.8	46.4
Net punt average	39.7	42.8
KICKOFFS-Yards	11-676	6-354
Average Per Kick	61.5	59.0
Net kick average	32.0	36.5
TIME OF POSSESSION/Game	35:25	24:35
3RD-DOWN Conversions	15/30	3/28
3rd-Down Pct	50%	11%
4TH-DOWN Conversions	1/1	3/7
4th-Down Pct	100%	43%
SACKS BY-Yards	5-37	2-10
MISC YARDS	0	0
TOUCHDOWNS SCORED	9	3
FIELD GOALS-ATTEMPTS	0-0	1-1
ON-SIDE KICKS	0-0	0-0
RED-ZONE SCORES	(7-8) 88%	(1-2) 50%
RED-ZONE TOUCHDOWNS	(7-8) 88%	(0-2) 0%
PAT-ATTEMPTS	(9-9) 100%	(3-3) 100%
ATTENDANCE	144112	0
Games/Avg Per Game	2/72056	0/0
Neutral Site Games		0/0

Score by Quarters	1st	2nd	3rd	4th	OT	Total
Michigan State	7	21	28	7	0	63
Opponents	3	0	7	14	0	24

The Automated ScoreBook
Michigan State Overall Individual Statistics (as of Sep 09, 2017)
All games

Rushing	gp	att	gain	loss	net	avg	td	lg	avg/g
Lewerke, Brian	2	17	161	11	150	8.8	2	61	75.0
Scott, LJ	2	33	134	9	125	3.8	1	44	62.5
Stewart, D.	2	6	104	6	98	16.3	0	46	49.0
London, Madre	2	18	85	3	82	4.6	1	11	41.0
Holmes, Gerald	2	17	77	2	75	4.4	0	16	37.5
Rison, Hunter	2	1	0	2	-2	-2.0	0	0	-1.0
TEAM	2	3	0	17	-17	-5.7	0	0	-8.5
Total	2	95	561	50	511	5.4	4	61	255.5
Opponents	2	60	232	49	183	3.0	0	16	91.5

Passing	gp	effic	comp-att-int	pct	yds	td	lg	avg/g
Lewerke, Brian	2	149.49	35-54-1	64.8	411	4	40	205.5
Terry, Damion	1	0.00	0-3-0	0.0	0	0	0	0.0
Total	2	141.62	35-57-1	61.4	411	4	40	205.5
Opponents	2	63.48	22-58-2	37.9	224	0	45	112.0

Receiving	gp	no.	yds	avg	td	lg	avg/g
Stewart, D.	2	9	118	13.1	0	40	59.0
Davis, Felton	2	8	104	13.0	2	25	52.0
Sokol, Matt	2	4	48	12.0	1	17	24.0
Scott, LJ	2	4	24	6.0	1	15	12.0
Jackson, T.	2	3	41	13.7	0	21	20.5
Rison, Hunter	2	2	19	9.5	0	14	9.5
Chambers, Cam	2	1	29	29.0	0	29	14.5
White, Cody	2	1	12	12.0	0	12	6.0
Holmes, Gerald	2	1	8	8.0	0	8	4.0
Nelson, Laress	2	1	5	5.0	0	5	2.5
London, Madre	2	1	3	3.0	0	3	1.5
Total	2	35	411	11.7	4	40	205.5
Opponents	2	22	224	10.2	0	45	112.0

Punt Returns	no.	yds	avg	td	lg
Stewart, D.	5	20	4.0	0	10
Nelson, Laress	2	18	9.0	0	15
Total	7	38	5.4	0	15
Opponents	1	10	10.0	0	10

Interceptions	no.	yds	avg	td	lg
Smith, Tyson	1	38	38.0	1	38
Scott, Josiah	1	0	0.0	0	0
Total	2	38	19.0	1	38
Opponents	1	0	0.0	0	0

Kick Returns	no.	yds	avg	td	lg
Stewart, D.	3	73	24.3	0	29
Davis, Noah	1	12	12.0	0	12
Total	4	85	21.2	0	29
Opponents	9	274	30.4	1	100

Fumble Returns	no.	yds	avg	td	lg
Total	0	0	0.0	0	0
Opponents	3	143	47.7	2	67

The Automated ScoreBook
Michigan State Overall Individual Statistics (as of Sep 09, 2017)
All games

Scoring	td	fg	PAT				dxp	saf	pts
			kick	rush	rcv	pass			
Lewerke, Brian	2	-	-	-	-	-	-	12	
Davis, Felton	2	-	-	-	-	-	-	12	
Scott, LJ	2	-	-	-	-	-	-	12	
Coghlin, Matt	-	-	9-9	-	-	-	-	9	
Sokol, Matt	1	-	-	-	-	-	-	6	
Smith, Tyson	1	-	-	-	-	-	-	6	
London, Madre	1	-	-	-	-	-	-	6	
Total	9	-	9-9	-	-	-	-	63	
Opponents	3	1-1	3-3	-	-	-	-	24	

Total Offense	g	plays	rush	pass	total	avg/g
Lewerke, Brian	2	71	150	411	561	280.5
Scott, LJ	2	33	125	0	125	62.5
Stewart, D.	2	6	98	0	98	49.0
London, Madre	2	18	82	0	82	41.0
Holmes, Gerald	2	17	75	0	75	37.5
Rison, Hunter	2	1	-2	0	-2	-1.0
TEAM	2	3	-17	0	-17	-8.5
Total	2	152	511	411	922	461.0
Opponents	2	118	183	224	407	203.5

Field Goals	fg	pct.	01-19	20-29	30-39	40-49	50-99	lg	blk
FG Sequence	Michigan State		Opponents						
Bowling Green	-								(36)
Western Michigan	-								-

Numbers in (parentheses) indicate field goal was made.

Punting	no.	yds	avg	lg	tb	fc	i20	50+	blk
Hartbarger, J.	12	526	43.8	57	2	4	5	3	0
Total	12	526	43.8	57	2	4	5	3	0
Opponents	16	742	46.4	64	1	2	5	5	0

Kickoffs	no.	yds	avg	tb	ob	retn	net	ydln
Scanlon, Brett	11	676	61.5	2	0			
Total	11	676	61.5	2	0	30.4	32.0	33
Opponents	6	354	59.0	2	0	21.2	36.5	28

The Automated ScoreBook
Michigan State Overall Individual Statistics (as of Sep 09, 2017)
All games

<u>All Purpose</u>	<u>g</u>	<u>rush</u>	<u>rcv</u>	<u>pr</u>	<u>kr</u>	<u>ir</u>	<u>total</u>	<u>avg/g</u>
Stewart, D.	2	98	118	20	73	0	309	154.5
Lewerke, Brian	2	150	0	0	0	0	150	75.0
Scott, LJ	2	125	24	0	0	0	149	74.5
Davis, Felton	2	0	104	0	0	0	104	52.0
London, Madre	2	82	3	0	0	0	85	42.5
Holmes, Gerald	2	75	8	0	0	0	83	41.5
Sokol, Matt	2	0	48	0	0	0	48	24.0
Jackson, T.	2	0	41	0	0	0	41	20.5
Smith, Tyson	2	0	0	0	0	38	38	19.0
Chambers, Cam	2	0	29	0	0	0	29	14.5
Nelson, Laress	2	0	5	18	0	0	23	11.5
Rison, Hunter	2	-2	19	0	0	0	17	8.5
Davis, Noah	2	0	0	0	12	0	12	6.0
White, Cody	2	0	12	0	0	0	12	6.0
TEAM	2	-17	0	0	0	0	-17	-8.5
Total	2	511	411	38	85	38	1083	541.5
Opponents	2	183	224	10	274	0	691	345.5

The Automated ScoreBook
Michigan State Overall Defensive Statistics (as of Sep 09, 2017)
All games

##	Defensive Leaders	gp	Tackles			tfl/yds	Sacks no-yds	Pass defense			Fumbles		blkd	
			ua	a	tot			int-yds	brup	qbh	rcv-yds	ff	kick	saf
35	Bachie, Joe	2	6	15	21	0.5-3
23	Frey, Chris	2	3	9	12	1.5-12	1.5-12	.	.	2
27	Willis, Khari	2	4	7	11	.	.	.	1
5D	Dowell, Andrew	2	4	7	11	1.0-11	1.0-11
49	Jones, Shane	2	3	4	7
10	Morrissey, Matt	2	4	3	7	1.5-4	.	.	1
96	Panasiuk, Jacob	2	3	2	5	1.0-7
48	Willekes, Kenny	2	2	3	5	2.0-3	.	.	1	3
19	Butler, Josh	2	3	2	5	0.5-2	0.5-2	.	1
41	Owens, Gerald	2	1	3	4
34	Simmons, A.	2	3	1	4
51	Stallworth, K.	2	.	3	3
93	Jones, Naquan	2	.	3	3	1
6D	Dowell, David	2	1	2	3	.	.	.	2
52	Alexander, D.	2	.	3	3
72	Panasiuk, Mike	2	1	2	3	0.5-1
99	Williams, R.	2	1	2	3	1.0-8	1.0-8	.	.	1
38	Bullough, Byron	2	.	2	2
44	Miller, Grayson	2	2	.	2
97	Alexander, J.	1	1	1	2
98	Cooper, D.	2	.	2	2	2
26	Randle, Brandon	2	1	1	2	1.0-4	1.0-4	.	.	1
81	Sokol, Matt	2	2	.	2
28	London, Madre	2	.	1	1
2	Layne, Justin	2	1	.	1	1
14	Lewerke, Brian	2	1	.	1
16	Andrews, Austin	1	1	.	1
50	Harrington, S.	2	1	.	1
8	Scanlon, Brett	2	.	1	1
22	Scott, Josiah	2	.	1	1	0.5-2	.	1-0	3
91	Bowers, Robert	2	1
15	Smith, Tyson	2	1-38
	Total	2	49	80	129	11-57	5-37	2-38	9	12
	Opponents	2	74	94	168	14-38	2-10	1-0	7	6	4-143	5	.	.

The Automated ScoreBook
Michigan State Team Game-by-Game (as of Sep 09, 2017)
All games

TEAM STATISTICS

Date	Opponent	Rushing				Receiving				Passing				Kick Returns				Punt Returns				tot off
		no.	yds	td	lg	no.	yds	td	lg	cmp-att-int	yds	td	lg	no.	yds	td	lg	no.	yds	td	lg	
Sep 2	BOWLING GREEN	46	215	1	28	22	250	3	40	22-36-0	250	3	40	2	34	0	22	3	15	0	10	465
Sep 09	WESTERN MICHIGAN	49	296	3	61	13	161	1	25	13-21-1	161	1	25	2	51	0	29	4	23	0	15	457
Michigan State		95	511	4	61	35	411	4	40	35-57-1	411	4	40	4	85	0	29	7	38	0	15	922
		60	183	0	16	22	224	0	45	22-58-2	224	0	45	9	274	1	100	1	10	0	10	407

Games: 2 • Avg/rush: 5.4 • Avg/catch: 11.7 • Pass effic: 141.62 • KR avg: 21.2 • PR avg: 5.4 • All purpose avg/game: 541.5 • Total offense avg/gm: 461.0

Date	Opponent	Tackles				Sacks no-yds	Fumble		Pass Defense			blkd kick	PAT Attempts			off		
		ua	a	total	tfl-yds		ff	fr-yds	int-yds	qbh	brup		kick	rush	rcv	saf	t/o	pts
Sep 2	BOWLING GREEN	25	32	57	3.0-16	1.0-10	0	0-0	1-38	8	6	0	5-5	0	0	0	7	35
Sep 09	WESTERN MICHIGAN	24	48	72	8.0-41	4.0-27	0	0-0	1-0	4	3	0	4-4	0	0	0	0	28
Michigan State		49	80	129	11.0-57	5.0-37	0	0-0	2-38	12	9	0	9-9	0	0	0	7	63
		74	94	168	14.0-38	2.0-10	5	4-143	1-0	6	7	0	3-3	0	0	0	17	24

Date	Opponent	Punting							Field Goals			Kickoffs						
		no.	yds	avg	long	blkd	tb	fc	50+	i20	md-att	long	blkd	no.	yds	avg	tb	ob
Sep 2	BOWLING GREEN	6	294	49.0	57	0	2	3	3	3	0-0	0	0	6	367	61.2	1	0
Sep 09	WESTERN MICHIGAN	6	232	38.7	47	0	0	1	0	2	0-0	0	0	5	309	61.8	1	0
Michigan State		12	526	43.8	57	0	2	4	3	5	0-0	0	0	11	676	61.5	2	0
		16	742	46.4	64	0	1	2	5	5	1-1	36	0	6	354	59.0	2	0

The Automated ScoreBook
Michigan State Opponent Game-by-Game (as of Sep 09, 2017)
All games

OPPONENT STATISTICS

Date	Opponent	Rushing				Receiving				Passing				Kick Returns				Punt Returns				tot off
		no.	yds	td	lg	no.	yds	td	lg	cmp-att-int	yds	td	lg	no.	yds	td	lg	no.	yds	td	lg	
Sep 2	BOWLING GREEN	24	67	0	15	10	145	0	45	10-31-1	145	0	45	5	93	0	32	1	10	0	10	212
Sep 09	WESTERN MICHIGAN	36	116	0	16	12	79	0	15	12-27-1	79	0	15	4	181	1	100	0	0	0	0	195
Opponents		60	183	0	16	22	224	0	45	22-58-2	224	0	45	9	274	1	100	1	10	0	10	407
		95	511	4	61	35	411	4	40	35-57-1	411	4	40	4	85	0	29	7	38	0	15	922

Games: 2 • Avg/rush: 3.0 • Avg/catch: 10.2 • Pass effic: 63.48 • KR avg: 30.4 • PR avg: 10.0 • All purpose avg/game: 345.5 • Total offense avg/gm: 203.5

Date	Opponent	Tackles				Sacks no-yds	Fumble		Pass Defense			blkd kick	PAT Attempts			off			
		ua	a	total	tfl-yds		ff	fr-yds	int-yds	qbh	brup		kick	rush	rcv	saf	t/o	pts	
Sep 2	BOWLING GREEN	37	46	83	8.0-19	0.0-0	3	3-76	0-0	4	4	0	1-1	0	0	0	0	10	10
Sep 09	WESTERN MICHIGAN	37	48	85	6.0-19	2.0-10	2	1-67	1-0	2	3	0	2-2	0	0	0	0	7	14
Opponents		74	94	168	14.0-38	2.0-10	5	4-143	1-0	6	7	0	3-3	0	0	0	0	17	24
		49	80	129	11.0-57	5.0-37	0	0-0	2-38	12	9	0	9-9	0	0	0	0	7	63

Date	Opponent	Punting							Field Goals			Kickoffs						
		no.	yds	avg	long	blkd	tb	fc	50+	i20	md-att	long	blkd	no.	yds	avg	tb	ob
Sep 2	BOWLING GREEN	8	369	46.1	64	0	0	1	2	3	1-1	36	0	3	161	53.7	1	0
Sep 09	WESTERN MICHIGAN	8	373	46.6	52	0	1	1	3	2	0-0	0	0	3	193	64.3	1	0
Opponents		16	742	46.4	64	0	1	2	5	5	1-1	36	0	6	354	59.0	2	0
		12	526	43.8	57	0	2	4	3	5	0-0	0	0	11	676	61.5	2	0

2017 Michigan State Football
Michigan State Individual Season/Career Statistics (as of Sep 10, 2017)
All games

	SEASON									CAREER								
Rushing	gp	att	gain	loss	net	avg	td	lg	avg/g	gp	att	gain	loss	net	avg	td	lg	avg/g
Lewerke, Brian	2	17	161	11	150	8.8	2	61	75.0	6	38	331	32	299	7.9	2	61	49.8
Scott, LJ	2	33	134	9	125	3.8	1	44	62.5	28	363	1888	70	1818	5.0	18	61	64.9
Stewart, Darrell	2	6	104	6	98	16.3	0	46	49.0	12	8	107	6	101	12.6	0	46	8.4
London, Madre	2	18	85	3	82	4.6	1	11	41.0	23	165	741	39	702	4.3	6	62	30.5
Holmes, Gerald	2	17	77	2	75	4.4	0	16	37.5	30	233	1132	42	1090	4.7	13	73	36.3
Rison, Hunter	2	1	0	2	-2	-2.0	0	0	-1.0	2	1	0	2	-2	-2.0	0	0	-1.0
TEAM	2	3	0	17	-17	-5.7	0	0	-8.5									
Total	2	95	561	50	511	5.4	4	61	255.5									
Opponents	2	60	232	49	183	3.0	0	16	91.5									

Passing	gp	effic	comp-att-int	pct	yds	td	lg	avg/g	gp	effic	comp-att-int	pct	yds	td	lg	avg/g
Lewerke, Brian	2	149.49	35-54-1	64.8	411	4	40	205.5	6	133.63	66-111-2	59.5	792	6	40	132.0
Terry, Damion	1	0.00	0-3-0	0.0	0	0	0	0.0	23	89.61	36-75-1	48.0	356	1	39	15.5
Total	2	141.62	35-57-1	61.4	411	4	40	205.5								
Opponents	2	63.48	22-58-2	37.9	224	0	45	112.0								

Receiving	gp	no.	yds	avg	td	lg	avg/g	gp	no.	yds	avg	td	lg	avg/g
Stewart, Darrell	2	9	118	13.1	0	40	59.0	12	12	147	12.2	0	40	12.2
Davis, Felton	2	8	104	13.0	2	25	52.0	21	22	304	13.8	3	28	14.5
Sokol, Matt	2	4	48	12.0	1	17	24.0	28	6	74	12.3	1	17	2.6
Scott, LJ	2	4	24	6.0	1	15	12.0	28	17	186	10.9	2	64	6.6
Jackson, Trishton	2	3	41	13.7	0	21	20.5	11	8	130	16.2	1	50	11.8
Rison, Hunter	2	2	19	9.5	0	14	9.5	2	2	19	9.5	0	14	9.5
Chambers, Cam	2	1	29	29.0	0	29	14.5	2	1	29	29.0	0	29	14.5
White, Cody	2	1	12	12.0	0	12	6.0	2	1	12	12.0	0	12	6.0
Holmes, Gerald	2	1	8	8.0	0	8	4.0	30	22	148	6.7	0	24	4.9
Nelson, Laress	2	1	5	5.0	0	5	2.5	2	1	5	5.0	0	5	2.5
London, Madre	2	1	3	3.0	0	3	1.5	23	5	41	8.2	0	15	1.8
Total	2	35	411	11.7	4	40	205.5							
Opponents	2	22	224	10.2	0	45	112.0							

Total Offense	g	plays	rush	pass	total	avg/g	g	plays	rush	pass	total	avg/g
Lewerke, Brian	2	71	150	411	561	280.5	6	149	299	792	1091	181.8
Scott, LJ	2	33	125	0	125	62.5	28	363	1818	0	1818	64.9
Stewart, Darrell	2	6	98	0	98	49.0	12	8	101	0	101	8.4
London, Madre	2	18	82	0	82	41.0	23	165	702	0	702	30.5
Holmes, Gerald	2	17	75	0	75	37.5	30	233	1090	0	1090	36.3
Rison, Hunter	2	1	-2	0	-2	-1.0	2	1	-2	0	-2	-1.0
TEAM	2	3	-17	0	-17	-8.5						
Total	2	152	511	411	922	461.0						
Opponents	2	118	183	224	407	203.5						

Scoring	td	fg	PAT						td	fg	PAT						
			kick	rush	rcv	pass	dxp	saf			pts	kick	rush	rcv	pass	dxp	saf
Lewerke, Brian	2	-	-	-	-	-	-	-	2	-	-	-	-	-	-	-	12
Scott, LJ	2	-	-	-	-	-	-	-	20	-	-	-	-	-	-	-	120
Davis, Felton	2	-	-	-	-	-	-	-	3	-	-	-	-	-	-	-	18
Coghlin, Matt	-	-	9-9	-	-	-	-	-	-	-	9-9	-	-	-	-	-	9
London, Madre	1	-	-	-	-	-	-	-	6	-	-	-	-	-	-	-	36
Sokol, Matt	1	-	-	-	-	-	-	-	1	-	-	-	-	-	-	-	6
Smith, Tyson	1	-	-	-	-	-	-	-	1	-	-	-	-	-	-	-	6
Total	9	-	9-9	-	-	-	-	-	-	-	-	-	-	-	-	-	63
Opponents	3	1-1	3-3	-	-	-	-	-	-	-	-	-	-	-	-	-	24

Punt Returns	no.	yds	avg	td	lg	no.	yds	avg	td	lg
Stewart, Darrell	5	20	4.0	0	10	5	20	4.0	0	10
Nelson, Laress	2	18	9.0	0	15	2	18	9.0	0	15
Total	7	38	5.4	0	15					
Opponents	1	10	10.0	0	10					

2017 Michigan State Football
Michigan State Individual Season/Career Statistics (as of Sep 10, 2017)
All games

	SEASON					CAREER				
	no.	yds	avg	td	lg	no.	yds	avg	td	lg
Kick Returns										
Stewart, Darrell	3	73	24.3	0	29	8	180	22.5	0	29
Davis, Noah	1	12	12.0	0	12	1	12	12.0	0	12
Total	4	85	21.2	0	29					
Opponents	9	274	30.4	1	100					

	SEASON					CAREER				
	no.	yds	avg	td	lg	no.	yds	avg	td	lg
Interceptions										
Smith, Tyson	1	38	38.0	1	38	1	38	38.0	1	38
Scott, Josiah	1	0	0.0	0	0	1	0	0.0	0	0
Total	2	38	19.0	1	38					
Opponents	1	0	0.0	0	0					

	SEASON					CAREER				
	no.	yds	avg	td	lg	no.	yds	avg	td	lg
Fumble Returns										
Total	0	0	0.0	0	0					
Opponents	3	143	47.7	2	67					

	SEASON								CAREER							
	g	rush	rcv	pr	kr	ir	total	avg/g	g	rush	rcv	pr	kr	ir	total	avg/g
Stewart, Darrell	2	98	118	20	73	0	309	154.5	12	101	147	20	180	0	448	37.3
Lewerke, Brian	2	150	0	0	0	0	150	75.0	6	299	0	0	0	0	299	49.8
Scott, LJ	2	125	24	0	0	0	149	74.5	28	1818	186	0	25	0	2029	72.5
Davis, Felton	2	0	104	0	0	0	104	52.0	21	14	304	0	0	0	318	15.1
London, Madre	2	82	3	0	0	0	85	42.5	23	702	41	0	0	0	743	32.3
Holmes, Gerald	2	75	8	0	0	0	83	41.5	30	1090	148	0	0	0	1238	41.3
Sokol, Matt	2	0	48	0	0	0	48	24.0	28	0	74	0	0	0	74	2.6
Jackson, Trishto	2	0	41	0	0	0	41	20.5	11	-1	130	0	0	0	129	11.7
Smith, Tyson	2	0	0	0	0	38	38	19.0	17	0	0	0	0	38	38	2.2
Chambers, Cam	2	0	29	0	0	0	29	14.5	2	0	29	0	0	0	29	14.5
Nelson, Laress	2	0	5	18	0	0	23	11.5	2	0	5	18	0	0	23	11.5
Rison, Hunter	2	-2	19	0	0	0	17	8.5	2	-2	19	0	0	0	17	8.5
White, Cody	2	0	12	0	0	0	12	6.0	2	0	12	0	0	0	12	6.0
Davis, Noah	2	0	0	0	12	0	12	6.0	2	0	0	0	12	0	12	6.0
TEAM	2	-17	0	0	0	0	-17	-8.5								
Total	2	511	411	38	85	38	1083	541.5								
Opponents	2	183	224	10	274	0	691	345.5								

	SEASON				CAREER			
	att	good	long	blkd	att	good	long	blkd
Field Goals								
Total	0	0	0	0				
Opponents	1	1	36	0				

	SEASON					CAREER				
	no.	yds	avg	lg	blk	no.	yds	avg	lg	blk
Punting										
Hartbarger, Jake	12	526	43.8	57	0	123	5171	42.0	61	0
Total	12	526	43.8	57	0					
Opponents	16	742	46.4	64	0					

	SEASON					CAREER				
	no.	yds	avg	tb	ob	no.	yds	avg	tb	ob
Kickoffs										
Scanlon, Brett	11	676	61.5	2	0	11	676	61.5	2	0
Total	11	676	61.5	2	0					
Opponents	6	354	59.0	2	0					

