



# NOTRE DAME

## HOCKEY

### FIGHTING IRISH MEDIA

Interim Director  
Athletics Communications

Dan Colleran

dcollera@nd.edu  
574-339-9810 (cell)

## GAME SEVEN OMAHA AT #8/T8 NOTRE DAME

### GAME INFORMATION

Game 6	Thursday, October 26 7:35 p.m. ET	Compton Family Ice Arena Notre Dame, Indiana
Records	Notre Dame Fighting Irish 3-2-1, 0-0-0-0 B1G	Omaha Mavericks 2-1-0, 0-0-0 NCHC
TV & Streaming Coverage	NBC Sports Chicago Plus & NBC Sports App	Nik Valdiserri (Thursday PxP, Friday analyst), David Korzenowski (Thursday analyst) & Mike Monaco (Friday PxP)
Radio/Audio Coverage	WZOC 94.3 FM (South Bend) & UND.com	Darin Pritchett (play-by-play)

### THE SERIES

All-Time	ND Leads, 18-10-4	Last: W, 3-2 (Oct. 13, 2012 at the Ice Breaker in Kansas City, Mo.)
At ND	ND Leads, 9-5-2	Last: W, 3-2 (Jan. 30, 2010 at the Joyce Center)

### COUNTDOWN TO PUCK DROP

<b>538</b>	Notre Dame's experienced blue line includes eight monogram winners who have combined for 538 career games played as well as 247 career points.
<b>125</b>	Senior defenseman <b>Jordan Gross</b> has skated in 125 consecutive games to start his Irish career, tied for the second-longest active consecutive games played streak in the country.
<b>100</b>	<b>Jake Evans</b> has 100 career points (31-69-100), which ranks fourth among active DI players. He became the 52nd Notre Dame player to reach 100 career points.
<b>70</b>	With 70 career assists each, <b>Jordan Gross</b> ranks second among active DI players in career assists. <b>Jake Evans</b> has 69 and ranks third.
<b>35</b>	At 35%, the Irish enter the week tied for the second-best power-play percentage in the country.
<b>30</b>	<b>Jordan Gross</b> has fired 30 shots on goal this season, which is tied for the NCAA lead and ranks first among defensemen.
<b>17</b>	<b>Anders Bjork</b> become the 17th former Notre Dame player under head coach <b>Jeff Jackson</b> to reach the NHL when he played for the Boston Bruins on Oct. 5.
<b>13</b>	Head coach <b>Jeff Jackson</b> begins his 13th season behind the Notre Dame bench. He has led the Irish to eight NCAA tournament appearances and three Frozen Fours.
<b>4</b>	The Irish have made four of the last five NCAA tournaments, one of nine teams that can make that claim.

### WHAT'S INSIDE

1	Overview & Schedule
2-6	Notes
2	Quick Facts
3	Numerical Roster / Pronunciations
3	Current Irish In The NHL Draft
4	Geographic Breakdown
4	2017-18 Honors & Awards
5	Major/College Breakdown
6	National Polls

### WHAT'S INSIDE

7	Series History
8-9	Head Coach Jeff Jackson
10	2017-18 Record When ...
11-12	The Last Time
13	Final 2016-17 Combined Stats
14-18	2017-18 Stats
19-32	Player Notes & Career Stats
33-34	2017-18 Box Scores

### 2017-18 SCHEDULE

Date	ND Rk	Opp Rk	Opponent	Location	TV	Time/Score
Oct. 1	8/8	--/--	USNTDP (exh.)	Notre Dame, IN	--	W, 4-3
Oct. 6	8/8	--/--	Alabama Huntsville	Notre Dame, IN	NBCSC+	W, 5-3
Oct. 7	8/8	--/--	Alabama Huntsville	Notre Dame, IN	NBCSC+	W, 4-0
Oct. 13	4/6	1/1	Denver	Notre Dame, IN	NBCSN	T, 2-2 (ot)
Oct. 14	4/6	1/1	Denver	Notre Dame, IN	NBCSN	L, 4-2
Oct. 19	5/6	--/--	Sacred Heart	Notre Dame, IN	NBCSC+	L, 6-4
Oct. 20	5/6	--/--	Sacred Heart	Notre Dame, IN	NBCSC+	W, 3-1
Oct. 26	8/t8	RV/--	Omaha	Notre Dame, IN	NBCSC+	7:35 p.m.
Oct. 27	8/t8	RV/--	Omaha	Notre Dame, IN	NBCSC+	7:35 p.m.
Nov. 3	--/--	--/--	at Ohio State	Columbus, OH	BTN	7:00 p.m.
Nov. 4	--/--	--/--	at Ohio State	Columbus, OH	--	7:00 p.m.
Nov. 10	--/--	--/--	Penn State	Notre Dame, IN	--	7:35 p.m.
Nov. 11	--/--	--/--	Penn State	Notre Dame, IN	NBCSN	7:05 p.m.
Nov. 17	--/--	--/--	at RPI	Troy, NY	--	7:00 p.m.
Nov. 18	--/--	--/--	at RPI	Troy, NY	--	7:00 p.m.
Nov. 24	--/--	--/--	Minnesota	Notre Dame, IN	NBCSN	7:35 p.m.
Nov. 25	--/--	--/--	Minnesota	Notre Dame, IN	NBCSC+	7:05 p.m.
Dec. 1	--/--	--/--	at Michigan State	East Lansing, MI	--	TBA
Dec. 2	--/--	--/--	at Michigan State	East Lansing, MI	--	TBA
Dec. 8	--/--	--/--	at Wisconsin	Madison, WI	BTN	9:05 p.m.
Dec. 9	--/--	--/--	at Wisconsin	Madison, WI	FSW+	8:05 p.m.
Jan. 5	--/--	--/--	at Michigan	Ann Arbor, MI	BTN	6:30 p.m.
Jan. 7	--/--	--/--	Michigan	Notre Dame, IN	NBCSN	3:05 p.m.
Jan. 19	--/--	--/--	Wisconsin	Notre Dame, IN	--	7:35 p.m.
Jan. 21	--/--	--/--	Wisconsin	TBA	NBCSN	3:05 p.m.
Jan. 26	--/--	--/--	at Minnesota	Minneapolis, MN	ESPN2	8:00 p.m.
Jan. 27	--/--	--/--	at Minnesota	Minneapolis, MN	FSN+	8:00 p.m.
Feb. 2	--/--	--/--	at Penn State	State College, PA	BTN	6:30 p.m.
Feb. 3	--/--	--/--	at Penn State	State College, PA	--	4:00 p.m.
Feb. 9	--/--	--/--	Ohio State	Notre Dame, IN	NBCSN	7:35 p.m.
Feb. 10	--/--	--/--	Ohio State	Notre Dame, IN	--	7:05 p.m.
Feb. 16	--/--	--/--	Michigan	Notre Dame, IN	--	7:35 p.m.
Feb. 18	--/--	--/--	at Michigan	Ann Arbor, MI	BTN	5:30 p.m.
Feb. 23	--/--	--/--	Michigan State	Notre Dame, IN	--	7:35 p.m.
Feb. 24	--/--	--/--	Michigan State	Notre Dame, IN	--	7:05 p.m.
March 2-4			B1G Round One	Campus Sites		
March 10			B1G Semifinals	Campus Sites		
March 17			B1G Championship	Campus Site		

Rankings: USCHO.com/USA Today/USA HM; ranking listed at time of game

All times Eastern

TV: NBC Sports Network [NBCSN] | Big Ten Network [BTN] | NBC Sports Chicago Plus [NBCSC+] | Fox Sports Wisconsin Plus [FSW+] | Fox Sport Northwest Plus [FSN+]

**UNIVERSITY INFORMATION**

School	University of Notre Dame
Location	Notre Dame, IN 46556
Founded	1842
Enrollment	8,530 (undergraduate), 12,393 (total)
Nickname	Fighting Irish
Colors	Gold and Blue
Affiliation	NCAA Division I
Conference	Big Ten (B1G)
President	Rev. John I. Jenkins
Provost	Thomas Burish
NCAA Faculty Representative	Patricia Bellia (Harvard '91)
Athletics Director	Jack Swarbrick (Notre Dame '76)
Sr. Assoc. Athletic Director/Sport Admin.	Tom Nevala (Notre Dame '90)
Ticket Office Phone	(574) 631-7356
Home Ice (capacity)	Compton Family Ice Arena (5,022) Charles "Lefty" Smith Rink
Ice Surface	200 x 90

**HOCKEY STAFF INFORMATION**

Head Coach	Jeff Jackson (Michigan State '78)
Record at Notre Dame	271-169-53 (13th season)
Record Overall	453-221-78 (19th season)
Big Ten Record	0-0-0
Associate Head Coach	Paul Pooley (Ohio State '84)
Associate Head Coach	Andy Slaggert (Notre Dame '89)
Volunteer Assistant Coach	Zack Cisek (Michigan State '15)
Coordinator of Hockey Operations	Nick Seirgiej (Wisconsin-River Falls '06)
Athletic Trainer	Kevin Ricks
Equipment Specialist	Ron Grove
Strength and Conditioning Coach	Tony Rolinski
Senior Managers	Emily Hession & Jenna Sobczyk
Administrative Assistant	Sue Halasz
Hockey Office Phone	(574) 631-3630

**TEAM INFORMATION**

2016-17 Overall Record	23-12-5
2016-17 Hockey East Record/Finish	12-6-4 (4th)
2016-17 Post Season	Hockey East Quarterfinals NCAA Frozen Four
Letter Winners Returning	21 (12 forwards, 8 defensemen, 1 goaltender)
Letter Winners Lost	5 (2 forwards, 1 defenseman, 2 goaltenders)
Newcomers	7 (4 forwards, 1 defenseman, 2 goaltenders)
2017-18 Captain	Jake Evans
2017-18 Alternate Captains	Luke Ripley, Andrew Oglevie, Jordan Gross
NCAA Appearances	Nine (Last: 2017)
NCAA Frozen Four Appearances	Three (2008, 2011, 2017)
All-Americans	13 players/14 times (Last: Anders Bjork in 2017)
Academic All-Americans	Nine (Last: Peter Schneider in 2015)

**FOR STARTERS**

- The Irish close out their eight-game home stand to open the 2017-18 season with a Thursday-Friday series against former CCHA foe Omaha (Oct. 26-27).
- Last week, Notre Dame split a series versus Sacred Heart, including a 3-1 game two win (Oct. 20).
- Joe Wegwerth had a pair of goals in that win, while Dawson Cook scored what proved to be the game winner.
- In the two games against Sacred Heart, Wegwerth (three goals), Andrew Peeke (three assists) and Cook (two goals) led the offense as 13 Irish players notched points in the series.
- Peeke (0-3-3), Wegwerth (3-0-3), Cook (2-0-2), Colin Theisen (0-2-2) and Jack Jenkins (0-2-2) each have two-game point streaks.
- Since giving up a third period power-play goal in game one against Denver on Oct. 13, Notre Dame's penalty kill has gone three straight games without giving up a goal (6-for-6) and has moved up to 10th in the country at 88.9 percent.
- Jake Evans' eight points rank tied for ninth in the country and tied for second among Big Ten players.
- On defense, Jordan Gross (2-5-7) is tied for fourth in the country in points scored by defensemen and ranks first in the Big Ten.
- Gross has 30 shots on goal, which is tied for the NCAA lead and ranks first among defensemen.

**POWER PLAY YIELDING EARLY RETURNS**

- The Irish enter the week tied with the second-highest power play percentage, converting at a 35.0% rate (7-for-20).
- Mercyhurst leads the nation (38.1%), while Lake Superior is tied with the Irish at 35%.
- Andrew Oglevie (3), Jake Evans (1), Jordan Gross (1), Bobby Nardella (1) and Joe Wegwerth (1) have accounted for Notre Dame's seven power-play goals.
- Oglevie's three power-play goals are tied for fourth in the nation.
- Four of Wegwerth's 11 career goals have come on the power play.

**OMAHA AT A GLANCE**

- Members of the National Collegiate Hockey Conference (NCHC), Omaha is 2-1-1 on the season, including a series split at UMass Lowell (Oct. 13-14) as well as a win and a tie

**MEDIA INFORMATION**

Interim Director of Athletics Communications (Hockey Contact)	Dan Colleran
Office Phone   Cell Phone	574-631-7519   574-339-9810
Email	dcollera@nd.edu
Compton Family Ice Arena Press Box Phone	574-631-4899
Mailing Address	University of Notre Dame 100 Compton Family Ice Arena Notre Dame, IN 44629
Media Availability	Coach Jackson and requested players are generally available once per week and then after a post-game cooling off period. Please contact Dan Colleran with requests or to be added to the email distribution list regarding availability.
Credentials	Please email Dan Colleran with any credential requests at least five days prior to a game. Media will call (at the front entrance) opens one hour before puck drop.
Parking	Parking for games at the Compton Family Ice Arena is on a first come, first served basis but media are encouraged to park at nearby Innovation Park.

No.	Name	Pos.	Ht.	Wt.	Cl.	Hometown/Last Team
1	Dylan St. Cyr	G	5-9	170	Fr.	Northville, MI/USNTDP
2	Tony Bretzman	D	5-11	175	Sr.	Mendota Heights, MN/Langley (BCHL)
3	Jordan Gross	D	5-10	186	Sr.	Maple Grove, MN/Green Bay (USHL)
4	Dennis Gilbert	D	6-2	220	Jr.	Buffalo, NY/Chicago Steel (USHL)
5	Matt Hellickson	D	6-1	182	Fr.	Rogers, MN/Sioux City (USHL)
6	Tory Dello	D	6-0	190	So.	Crystal Lake, IL/Tri-City (USHL)
8	Matt Steeves	F	6-1	201	Fr.	Bedford, NH/Muskegon (USHL)
9	Dawson Cook	F	6-2	213	Sr.	Cadillac, MI/Green Bay (USHL)
11	Cal Burke	F	5-10	184	So.	Boxborough, MA/Cedar Rapids (USHL)
12	Felix Holmberg	F	5-10	175	So.	Stockholm, SWE/AIK J20
13	Colin Theisen	F	6-0	192	Fr.	Monroe, MI/Dubuque Fighting (USHL)
14	Max Eisenmenger	F	6-4	196	Fr.	Münster, GER/ Djurgårdens IF J20
15	Andrew Oglevie	F	5-10	181	Jr.	Fullerton, CA/Cedar Rapids (USHL)
17	Pierce Crawford	F	5-10	188	Fr.	Park Ridge, IL/Youngstown (USHL)
18	Jake Evans	F	6-0	191	Sr.	Toronto, ONT/St. Michael's (USHL)
19	Mike O'Leary	F	6-1	195	So.	Halifax, NS/Dubuque (USHL)
20	Justin Wade	D	6-1	220	Sr.	Aurora, IL/Cedar Rapids (USHL)
21	Joe Wegwerth	F	6-3	230	Jr.	Brewster, NY/Cedar Rapids (USHL)
22	Andrew Peeke	D	6-2	200	So.	Parkland, FL/Green Bay (USHL)
23	Luke Novak	F	6-0	182	So.	Waukesha, WI/New Jersey (USPHL)
24	Luke Ripley	D	6-5	207	Sr.	Kitimat, BC/Powell River (BCHL)
25	Dylan Malmquist	F	5-11	185	Jr.	Edina, MN/Edina HS
26	Cam Morrison	F	6-3	212	So.	Aurora, ONT/Youngstown (USHL)
27	Bobby Nardella	D	5-9	175	Jr.	Rosemont, IL/Tri-City (USHL)
28	Jack Jenkins	F	5-11	192	Jr.	Lake Bluff, IL/Fargo (USHL)
29	Bo Brauer	F	6-3	210	Sr.	Edina, MN/Nanaimo Clippers (BCHL)
32	Cale Morris	G	6-1	190	So.	Larkspur, CO/Waterloo (USHL)
33	Nick Sanford	G	6-1	180	Fr.	Morristown, NJ/Boston (USPHL)

13   Colin Thiesen	Ty-sin
14   Max Eisenmenger	EYES-zen-men-ger
25   Dylan Malmquist	Mallmm-quist
32   Cale Morris	Kale (rhymes with male)

**COACHING STAFF**

Head Coach	Jeff Jackson (Michigan State '78)
Associate Head Coach	Paul Pooley (Ohio State '84)
Associate Head Coach	Andy Slaggert (Notre Dame '89)
Volunteer Assistant Coach	Zack Cisek (Michigan State '15)
Coordinator of Hockey Operations	Nick Seirgiej (Wisconsin-River Falls '06)
Athletic Trainer	Kevin Ricks
Equipment Specialist	Ron Grove
Strength and Conditioning Coach	Tony Rolinski

against Arizona State (Oct. 20-21).

- This week's series will mark the first and second games of a six-game road swing for the Mavericks.
- Senior forward and Edmonton draft pick Tyler Vesel leads the team with six points (3-3-6), followed by junior forward Steven Spinner (1-4-5).
- The Omaha roster features seven NHL draft picks.
- In net, junior Evan Weninger has played three games (2-1-0), posting a 2.34 goals against average and a .916 save percentage.
- Head coach Mike Gabinet, a 2004 Omaha graduate, is in his first season leading the Mavericks after being selected to succeed Dean Blais.

**THE SERIES** (COMPLETE SERIES HISTORY ON PAGE 7)

- Former CCHA foes, Omaha and Notre Dame will be meeting for the 33rd and 34th times in program history and for the first set of games at the Compton Family Ice Arena.
- The teams last played on Oct. 13, 2012 when the Irish posted a 3-2 win over the Mavericks to claim the 2012 Ice Breaker Tournament Championship at the Sprint Center in Kansas City, Missouri.
- Goaltender Steven Summerhays made 28 saves in that win over Omaha, while Peter Schneider, Anders Lee and Thomas DiPauli scored the Notre Dame goals.
- The other 31 meetings in series history came from 1999-2010 as part of CCHA play.
- The Irish are 9-1-1 in their last 11 games versus the Mavericks.

**HITTING THE CENTURY MARK**

- With a pair of third period assists against Denver (Oct. 14), senior captain Jake Evans (122 GP, 31-69-100) hit the 100-career points plateau.
- Evans became the 52nd player in program history to reach 100-career points and the first since Anders Bjork did so during the 2016-17 season.

**GROSS PILING UP THE POINTS**

- Senior defenseman Jordan Gross (125 GP, 28-70-98) is also approaching the 100-career points milestone.
- The last Notre Dame defenseman to reach the century mark was Bob Thebeau in 1985-86.

**CURRENT IRISH IN THE NHL DRAFT**

	Jake Evans	2014	Seventh Round	207th Overall	Montreal Canadiens	
	Joe Wegwerth	2014	Fourth Round	92th Overall	Florida Panthers	
	Dennis Gilbert	2015	Third Round	91st Overall	Chicago Blackhawks	
	Cam Morrison	2016	Second Round	40th Overall	Colorado Avalanche	
	Andrew Peeke	2016	Second Round	34th Overall	Columbus Blue Jackets	
	Matt Hellickson	2017	Seventh Round	214th Overall	New Jersey Devils	

**WHERE THEY'RE FROM**

California (1)	
Andrew Oglevie	Fullerton, California
Colorado (1)	
Cale Morris	Larkspur, Colorado
Florida (1)	
Andrew Peeke	Parkland, Florida
Illinois (5)	
Tory Dello	Crystal Lake, Illinois
Bobby Nardella	Rosemont, Illinois
Jack Jenkins	Lake Bluff, Illinois
Pierce Crawford	Park Ridge, Illinois
Justin Wade	Aurora, Illinois
Massachusetts (1)	
Cal Burke	Boxborough, Massachusetts
Michigan (3)	
Dawson Cook	Cadillac, Michigan
Dylan St. Cyr	Northville, Michigan
Colin Theisen	Monroe, Michigan
Minnesota (5)	
Tony Bretzman	Mendota Heights, Minnesota
Jordan Gross	Maple Grove, Minnesota
Dylan Malmquist	Edina, Minnesota
Bo Brauer	Edina, Minnesota
Matt Hellickson	Rogers, Minnesota
New Hampshire (1)	
Matt Steeves	Bedford, New Hampshire
New Jersey (1)	
Nick Sanford	Morristown, New Jersey
New York (2)	
Dennis Gilbert	Williamsville, New York
Joe Wegwerth	Brewster, New York
Wisconsin (1)	
Luke Novak	Waukesha, Wisconsin
Canada (4)	
Jake Evans	Toronto, Ontario
Cam Morrison	Aurora, Ontario
Mike O'Leary	Halifax, Nova Scotia
Luke Ripley	Kitimat, British Columbia
Sweden (1)	
Felix Holmberg	Stockholm, Sweden
Germany (1)	
Max Eisenmenger	Münster, Germany

**Career Points by a Notre Dame Defenseman**

1. John Schmidt (1978-82), 28-95-123
2. Jeff Brownschilde (1977-81), 29-92-122
3. Jack Brownschilde (1973-77), 31-78-109
4. Bob Thebeau (1982-86), 40-63-103
5. Paul Clarke (1973-77), 38-62-100
- 6. Jordan Gross (2014- ), 28-70-98**
7. Bill Green (1969-73), 30-66-96
7. Kevin Markovitz (1986-90), 24-72-96
9. Robbie Russo (2011-15), 28-66-94

**UP NEXT FOR THE IRISH**

- Next weekend, the Irish hit the road for the first time this season and officially open Big Ten conference play with a weekend series at Ohio State (Nov. 3-4).
- Puck drop on Friday night is scheduled for 7:00 p.m. ET (Big Ten Network), while Saturday's game will also begin at 7:00 p.m. ET.

**OGLEVIE'S BUZZER BEATERS**

- Junior forward Andrew Oglevie scored a pair of buzzer-beating goals in Notre Dame's 4-0 win over Alabama Huntsville (Oct. 7).
- Both of Oglevie's goals were scored with under 1.0 second remaining in the first and second periods, respectively.

**LEADERSHIP QUARTET**

- Senior Jake Evans will serve as the team captain in 2017-18, while seniors Jordan Gross and Luke Ripley, as well as junior Andrew Oglevie, will serve as alternate captains for the year.
- Evans and Ripley were alternate captains in 2016-17.
- Evans becomes the 13th Canadian born captain of the Irish and the first since two-year captain Steve Noble (1996-98).

**YEAR ONE IN THE BIG**

- Notre Dame embarks on its first season as an affiliate member of the Big Ten Conference in 2017-18.
- Coach Jackson will oversee the Fighting Irish in a third conference, having spent his first eight seasons with the Irish in the CCHA and the previous four seasons in Hockey East.
- Big Ten hockey features seven teams this season and each team will play 24 conference games.
- For all conference games as well as home non-conference games, the Irish will follow B1G protocol and if the game remains tied after a five minute overtime, there will be a shootout (three players per team).
- In a league game, the results of the shootout count towards league standings. In non-conference games, the results are for exhibition purposes.
- The 2018 Big Ten Tournament will feature a three-weekend format with all games

**2017-18 HONORS & AWARDS**

Player	Year	Pos.	Awards
Jake Evans	Sr.	F	<ul style="list-style-type: none"> <li>• Big Ten Second Star of the Week (Oct. 10)</li> <li>• 2017-18 Big Ten Preseason Watch List (Sept. 18)</li> </ul>
Dennis Gilbert	Jr.	D	<ul style="list-style-type: none"> <li>• 2017-18 Preseason All-CHN First Team (Sept. 20)</li> </ul>
Jordan Gross	Jr.	D	<ul style="list-style-type: none"> <li>• Big Ten Third Star of the Week (Oct. 10)</li> <li>• 2017-18 Big Ten Preseason Watch List (Sept. 18)</li> <li>• 2017-18 Preseason All-CHN Second Team (Sept. 20)</li> </ul>

## 2017-18 ROSTER BY SCHOOL AND/OR MAJOR

Marketing (Mendoza College of Business)
Bo Brauer (Sr.)
Dawson Cook (Sr.)
Finance (Mendoza College of Business)
Tony Bretzman (Sr.)
Luke Ripley (Sr.)
Jack Jenkins (Jr.)
Dylan Malmquist (Jr.)
Management Consulting (Mendoza College of Business)
Jake Evans (Sr.)
Jordan Gross (Sr.)
IT Management (Mendoza College of Business)
Justin Wade (Sr.)
Political Science (College of Arts and Letters)
Dennis Gilbert (Jr.)
Bobby Nardella (Jr.)
Andrew Oglevie (Jr.)
Joe Wegwerth (Jr.)
College of Arts and Letters
Tory Dello
Mendoza College of Business
Cal Burke (So.)
Felix Holmberg (So.)
Cale Morris (So.)
Cam Morrison (So.)
Luke Novak (So.)
Michael O'Leary (So.)
Andrew Peeke (So.)
First Year of Studies
Pierce Crawford (Fr.)
Max Eisenmenger (Fr.)
Matt Hellickson (Fr.)
Dylan St. Cyr (Fr.)
Nick Sanford (Fr.)
Matt Steeves (Fr.)
Colin Theisen (Fr.)

taking place on the campus of the higher-seeded teams.

- The tournament will open March 2-4 with three best-of-three quarterfinal series, as the second-, third- and fourth-seeded teams will each host a series.
- The top-seeded team will have a bye to the single-elimination semifinals, which are scheduled for Saturday, March 10.
- The highest-seeded team remaining after the semifinals will host a championship game scheduled for Saturday, March 17.

## TELEVISION

- Notre Dame will once again be one of college hockey's most televised teams in 2017-18.
- The NBC Sports Group will televise and/or stream 19 Notre Dame regular-season home games, including NBCSN games against Denver (Oct. 13-14), Penn State (Nov. 11), Minnesota (Nov. 24), Michigan (Jan. 7), Wisconsin (Jan. 21) and Ohio State (Feb. 9).
- It marks the fifth consecutive season of NBC Sports coverage for the Irish.
- Additionally, NBC Sports Chicago Plus will also pick up Notre Dame home games against Alabama Huntsville (Oct. 6-7), Sacred Heart (Oct. 19-20), Nebraska Omaha (Oct. 26-27) and Minnesota (Nov. 25).
- Seven Notre Dame road games will be televised this season, including Notre Dame's first Big Ten conference game at Ohio State on Friday, Nov. 3 (BTN).
- The Big Ten Network will also televise Notre Dame games at Wisconsin (Dec. 8), at Michigan (Jan. 5) and at Penn State (Feb. 2).
- ESPN2 will carry the road game at Minnesota on Friday, Jan. 26.
- Additionally, Fox Sports Wisconsin Plus (at Wisconsin on Dec. 9) and Fox Sports North Plus (at Minnesota on Jan. 27) will also televise Fighting Irish road games.

## BIG TEN PRESEASON COACHES POLL

1. Minnesota
- 2. Notre Dame**
3. Wisconsin
4. Penn State
5. Ohio State
6. Michigan
7. Michigan State

## 2017 FROZEN FOUR RUN

- Notre Dame concluded the 2016-17 season with an appearance in the Frozen Four at the United Center in Chicago (the University of Notre Dame also served as the host institution).
- It marked Notre Dame's third ever Frozen Four appearance as well as the third in a 10-year span (Boston College and North Dakota were the only other teams to make at least three Frozen Fours in that 10-year span).
- The Irish overcame deficits against both No. 1 seed Minnesota and No. 2 seed UMass Lowell to post back-to-back 3-2 victories at the Northeast Regional in Manchester, New Hampshire.
- In the combined 12 regional semifinal and regional games in the NCAA tournament last season, Notre Dame was the only team to trail in the second period or later and post a win - and the Irish did it twice.
- After trailing in the third period of the regional semifinal against UMass Lowell, the Irish tied the game late in the third when Cam Morrison scored on a feed from Anders Bjork.
- Andrew Oglevie then scored the dramatic game winner just 2:44 into the overtime period.
- The win over UMass Lowell was Notre Dame's first overtime win since defeating Miami 3-2 on Dec. 28, 2014, in the first round of the Florida College Hockey Classic in Estero,

### USCHO.com Division I Men's Poll (October 23, 2017)

Rk. Team (1st-place votes)	Record	Points	Last Week
1. Denver (33)	2-0-2	980	1
2. St. Cloud State (16)	5-0-0	955	3
3. Harvard (1)	0-0-0	903	2
4. North Dakota	4-1-1	840	4
5. Wisconsin	5-2-0	719	6
6. Boston University	3-2-1	682	7
7. Minnesota	3-3-0	659	8
<b>8. Notre Dame</b>	<b>3-2-1</b>	<b>615</b>	<b>5</b>
9. Clarkson	4-1-1	532	12
10. Minnesota Duluth	2-2-2	526	9
11. Providence	3-2-0	493	10
12. Minnesota State	3-2-0	404	14
13. Quinnipiac	3-1-1	381	18
14. New Hampshire	5-1-0	338	17
15. Penn State	3-3-0	322	11
16. Michigan Tech	4-2-1	240	15
17. UMass Lowell	3-3-0	222	19
18. Air Force	4-1-1	149	20
19. Boston College	1-3-1	131	13
20. Northeastern	2-2-1	105	16

**Others receiving votes:** Ohio State 97, Michigan 67, Cornell 65, Bemidji State 45, Colorado College 11, Omaha 10, Northern Michigan 4, Vermont 3, Army 2.

### USA Today/USA Hockey Magazine Poll (October 23, 2017)

Rk. Team	Points (1st-place votes)	Last Week	Record
1. University of Denver	503 (28)	1	2-0-2
2. St. Cloud State University	476, (6)	2	5-0-0
3. Harvard University	425	3	0-0-0
4. University of North Dakota	383	4	4-1-1
5. University of Wisconsin	297	5	5-2-0
6. Boston University	279	8	3-2-1
7. University of Minnesota	275	7	3-3-0
<b>T8. University of Notre Dame</b>	<b>220</b>	<b>6</b>	<b>3-2-1</b>
T8. Clarkson University	220	3	4-1-1
10. Providence College	219	9	3-2-0
11. University of Minnesota Duluth	173	13	2-2-2
12. University of New Hampshire	128	-	5-1-0
13. Quinnipiac University	123	-	3-1-1
14. Minnesota State University	89	12	3-2-0
15. Penn State University	70	11	3-3-0

**Others Receiving Votes:** UMass Lowell, 64; United States Air Force Academy, 44; Michigan Tech University, 31; Cornell University, 21; Boston College, 18; Ohio State University, 8; Northeastern University, 6; Northern Michigan University 5; Colorado College, 3.

### Notre Dame in the Polls

Date	USCHO.com	USAToday
September 25 (Preseason)	8	8
October 2	n/a	8
October 9	4	6
October 16	5	6
October 23	8	t-8
October 30		

Florida.

- Notre Dame headed into the NCAA Tournament as a No. 4 seed and the Irish were the only team not seeded No. 1 to make it to Chicago.
- Cam Morrison scored the lone goal for the Irish in the Frozen Four contest, with assists from Jordan Gross and Jake Evans.

### IRISH IN THE NHL

- Seven former Notre Dame players made 2017 NHL opening night rosters including, back-to-back defending Stanley Cup Champions Ian Cole and Bryan Rust (Pittsburgh), Anders Bjork (Boston), Stephen Johns (Dallas), Anders Lee (New York Islanders), Kyle Palmieri (New Jersey) and Riley Sheahan (Detroit).
- Bjork became the 17th former Irish player under Jeff Jackson to reach the NHL and the program's 31st overall when Boston opened the season with a home win against Nashville on Oct. 5 (Bjork had an assist in that win).
- Sheahan was traded to Pittsburgh on Oct. 21, where he joins Cole and Rust (at Notre Dame, he played with Cole during the 2009-10 season and with Rust during the 201-11 and 2011-12 seasons).
- Last season (2016-17), a program-record 10 former Notre Dame hockey players played in the NHL (nine was the previous high in 2011-12).
- The 2016-17 season also included several stretches where eight former Irish players were in the league at the same time, marking the first time in program history eight former players were on active NHL rosters at the same time.
- Prior to Bjork, Robbie Russo (Detroit) and T.J. Tynan (Columbus) were the most recent former Irish players to make their NHL debuts when they both did so on March 7, 2017.
- Also during the 2016-17 season, Rust became the third former Irish player to record an NHL hat trick, joining Palmieri (1) and Dave Poulin (5) and Lee totaled 34 goals to set the record for goals in an NHL season by a former Irish player.
- With Pittsburgh winning the 2017 Stanley Cup, Rust and Cole became the third and fourth former Irish players to win back-to-back Stanley Cup Championships, joining Bill Nyrop (Montreal '76-'77-'78) and Don Jackson (Edmonton '84-'85).

### NOTRE DAME IN THE 2017 NHL DRAFT

- Freshman defenseman Matt Hellickson was chosen in the seventh round (214th overall) by the New Jersey Devils in the June 2017 NHL Draft hosted (United Center).
- Future Irish defenseman and NLI signee Nicky Leivermann was also selected in the seventh round (187th overall) of the 2017 Draft by the Colorado Avalanche.
- Leivermann and Hellickson became the 80th and 81st Irish players selected in the NHL Draft.

### FRESHMAN CLASS [7]

- Defenseman Matt Hellickson, forwards Pierce Crawford, Max Eisenmenger, Matt Steeves and Colin Theisen, as well as goaltenders Nick Sanford and Dylan St. Cyr comprise the seven member freshman class.

**NEBRASKA OMAHA (HEADING INTO WEEKEND SERIES)**

Series: ND leads 18-10-4 (32 games)  
 At Notre Dame: ND leads 9-5-2  
 At Nebraska-Omaha: ND leads 8-5-2  
 At Neutral Sites: ND leads 1-0-0  
 Overtime Wins: ND 2, UNO 1  
 One-Goal Wins: ND 8, UNO 4  
 Last Meeting: Oct. 13, 2012 (ND 3-2)  
 Current Streak: ND 2 wins

**ALL-TIME SERIES RECORD**

Year	Host	Site	Arena	Win	Loss	Tie	Result
1999-00	Nebraska Omaha	Omaha, Neb.	Omaha Civic Auditorium			T (OT)	2-2
	Nebraska Omaha	Omaha, Neb.	Omaha Civic Auditorium	L			3-5
	Notre Dame	Notre Dame, Ind.	Joyce Center		L		1-3
	Notre Dame	Notre Dame, Ind.	Joyce Center	W			7-4
2000-01	Nebraska Omaha	Omaha, Neb.	Omaha Civic Auditorium		L		0-1
	Nebraska Omaha	Omaha, Neb.	Omaha Civic Auditorium	W			7-3
2001-02	Notre Dame	Notre Dame, Ind.	Joyce Center		L		2-3
	Notre Dame	Notre Dame, Ind.	Joyce Center		L		2-4
	Nebraska Omaha	Omaha, Neb.	Omaha Civic Auditorium		L (2 OT)		2-3
	Nebraska Omaha	Omaha, Neb.	Omaha Civic Auditorium	W (OT)			2-1
	Nebraska Omaha	Omaha, Neb.	Omaha Civic Auditorium	W			2-1
2002-03	Nebraska Omaha	Omaha, Neb.	Omaha Civic Auditorium	W			5-3
	Nebraska Omaha	Omaha, Neb.	Omaha Civic Auditorium		L		3-5
2003-04	Notre Dame	Notre Dame, Ind.	Joyce Center	W			4-2
	Notre Dame	Notre Dame, Ind.	Joyce Center	W			2-0
2004-05	Notre Dame	Notre Dame, Ind.	Joyce Center			T (OT)	1-1
	Notre Dame	Notre Dame, Ind.	Joyce Center		L		3-6
2005-06	Nebraska Omaha	Omaha, Neb.	Qwest Center Omaha	W			4-1
	Nebraska Omaha	Omaha, Neb.	Qwest Center Omaha			T (OT)	2-2
2006-07	Nebraska Omaha	Omaha, Neb.	Qwest Center Omaha	W			4-2
	Nebraska Omaha	Omaha, Neb.	Qwest Center Omaha		L		2-3
	Notre Dame	Notre Dame, Ind.	Joyce Center	W			4-2
	Notre Dame	Notre Dame, Ind.	Joyce Center			T (OT)	2-2
2007-08	Notre Dame	Notre Dame, Ind.	Joyce Center	W			5-4
	Notre Dame	Notre Dame, Ind.	Joyce Center	W			5-0
2008-09	Nebraska Omaha	Omaha, Neb.	Qwest Center Omaha	W (OT)			4-3
	Nebraska Omaha	Omaha, Neb.	Qwest Center Omaha	W			1-0
	Notre Dame	Notre Dame, Ind.	Joyce Center	W			5-0
	Notre Dame	Notre Dame, Ind.	Joyce Center	W			1-0
2009-10	Notre Dame	Notre Dame, Ind.	Joyce Center		L		3-5
	Notre Dame	Notre Dame, Ind.	Joyce Center	W			3-2
2012-13		Kansas City, Missouri	Sprint Center	W			3-2

**SERIES SCORING**

	Total	Avg.
Notre Dame	96	3
Nebraska Omaha	75	2.34

**SERIES RECORDS**

ND Most Goals (Game): 7, in 2000 (ND 7-4, ND 7-3)  
 Nebraska-Omaha Most Goals (Game): 6, in 2005 (UNO 6-3)  
 High-Scoring Game: 11, in 2000 (ND 7-4)  
 Low-Scoring Game: 1, in 2000 & 2009 (UNO 1-0, ND 1-0, ND 1-0)  
 Longest ND Win Streak: 6 games (2007-09)  
 Longest Nebraska-Omaha Win Streak: 3 games 2002  
 Shutouts By: ND 5, UNO 1

**OHIO STATE**

Series: OSU leads 33-30-10 (73 games)  
 At Notre Dame: ND leads 15-14-4  
 At Ohio State: OSU leads 17-14-6  
 At Neutral Sites: OSU leads 2-1-0  
 Overtime Wins: ND 4, OSU 2  
 One-Goal Wins: ND 9, OSU 9  
 Last Meeting: 2014-15  
 Current Streak: OSU 1 win

**ALL-TIME SERIES RECORD**

Year	Host	Site	Arena	Win	Loss	Tie	Result
1968-69	Ohio State	Columbus, Ohio	OSU Ice Arena	W			7-1
1969-70	Ohio State	Columbus, Ohio	OSU Ice Arena		L		3-4
	Notre Dame	Notre Dame, Ind.	Joyce Center	W			6-3
	Notre Dame	Notre Dame, Ind.	Joyce Center	W			7-1
1981-82	Ohio State	Columbus, Ohio	OSU Ice Arena	W			7-5
	Ohio State	Columbus, Ohio	OSU Ice Arena			T (OT)	4-4

	Notre Dame	Notre Dame, Ind.	Joyce Center	W			6-4
	Notre Dame	Notre Dame, Ind.	Joyce Center	W			6-3
1982-83	Notre Dame	Notre Dame, Ind.	Joyce Center			L	3-6
	Notre Dame	Notre Dame, Ind.	Joyce Center			L	5-6
	Ohio State	Columbus, Ohio	OSU Ice Arena	W			6-3
	Ohio State	Columbus, Ohio	OSU Ice Arena			L	1-8
1992-93	Ohio State	Columbus, Ohio	OSU Ice Arena	W			5-4
	Notre Dame	Notre Dame, Ind.	Joyce Center	W			3-1
	Notre Dame	Notre Dame, Ind.	Joyce Center	W			4-0
1993-94	Ohio State	Columbus, Ohio	OSU Ice Arena	W (OT)			3-2
	Notre Dame	Notre Dame, Ind.	Joyce Center	W			5-4
	Ohio State	Columbus, Ohio	OSU Ice Arena			T (OT)	3-3
1994-95	Ohio State	Columbus, Ohio	OSU Ice Arena	W (OT)			4-3
	Notre Dame	Notre Dame, Ind.	Joyce Center	W			5-1
	Notre Dame	Notre Dame, Ind.	Joyce Center	W			4-3
1995-96	Notre Dame	Notre Dame, Ind.	Joyce Center	W			4-0
	Ohio State	Columbus, Ohio	OSU Ice Arena			T (OT)	2-2
	Ohio State	Columbus, Ohio	OSU Ice Arena		L		2-5
1996-97	Ohio State	Columbus, Ohio	OSU Ice Arena	W			3-0
	Notre Dame	Notre Dame, Ind.	Joyce Center			L	3-5
	Notre Dame	Notre Dame, Ind.	Joyce Center			L	4-5
1997-98	Ohio State	Columbus, Ohio	OSU Ice Arena	W			3-2
	Ohio State	Columbus, Ohio	OSU Ice Arena			L	3-5
	Notre Dame	Notre Dame, Ind.	Joyce Center			L	3-5
1998-99	Notre Dame	Notre Dame, Ind.	Joyce Center	W			3-0
	Ohio State	Columbus, Ohio	Value City Arena			L	3-4
	Ohio State	Columbus, Ohio	Value City Arena			L	1-4
1999-00	Ohio State	Columbus, Ohio	Value City Arena			L	1-3
	Ohio State	Columbus, Ohio	Value City Arena			W (OT)	2-1
2000-01	Notre Dame	Notre Dame, Ind.	Joyce Center			L	3-5
	Notre Dame	Notre Dame, Ind.	Joyce Center			T (OT)	2-2
	Ohio State	Columbus, Ohio	Value City Arena			L	2-5
	Ohio State	Columbus, Ohio	Value City Arena			L	3-5
2001-02	Ohio State	Columbus, Ohio	Value City Arena			T (OT)	4-4
	Ohio State	Columbus, Ohio	Value City Arena			L	2-3
2002-03	Notre Dame	Notre Dame, Ind.	Joyce Center			T (OT)	3-3
	Notre Dame	Notre Dame, Ind.	Joyce Center			L	0-2
		Detroit, Mich.	Joe Louis Arena			L	2-3
2003-04	Ohio State	Columbus, Ohio	Value City Arena	W			5-2
	Ohio State	Columbus, Ohio	Value City Arena			L	1-3
		Detroit, Mich.	Joe Louis Arena			L (OT)	5-6
2004-05	Notre Dame	Notre Dame, Ind.	Joyce Center			L	1-4
	Notre Dame	Notre Dame, Ind.	Joyce Center			L	1-3
2005-06	Notre Dame	Notre Dame, Ind.	Joyce Center			L	1-4
	Notre Dame	Notre Dame, Ind.	Joyce Center			L	2-5
	Ohio State	Columbus, Ohio	Value City Arena			L	0-1
	Ohio State	Columbus, Ohio	Value City Arena	W			1-0
2006-07	Ohio State	Columbus, Ohio	Value City Arena	W			4-2
	Ohio State	Columbus, Ohio	Value City Arena			T (OT)	1-1
2007-08	Notre Dame	Notre Dame, Ind.	Joyce Center			L	1-3
	Notre Dame	Notre Dame, Ind.	Joyce Center			T (OT)	2-2
2008-09	Ohio State	Columbus, Ohio	Value City Arena	W (OT)			4-3
	Ohio State	Columbus, Ohio	Value City Arena			L	1-4
2009-10	Notre Dame	Notre Dame, Ind.	Joyce Center	W			3-1
	Notre Dame	Notre Dame, Ind.	Joyce Center			T (OT)	2-2
	Ohio State	Columbus, Ohio	Value City Arena			L	1-3
	Ohio State	Columbus, Ohio	Value City Arena			L	2-8
2010-11	Ohio State	Columbus, Ohio	Value City Arena			L	1-6
	Ohio State	Columbus, Ohio	Value City Arena	W			4-1
2011-12	Notre Dame	Notre Dame, Ind.	Joyce Center	W			5-2
	Notre Dame	Notre Dame, Ind.	Joyce Center			L	3-4
	Notre Dame	Notre Dame, Ind.	Compton Family Ice Arena	W			2-0
	Notre Dame	Notre Dame, Ind.	Compton Family Ice Arena	W			4-2
2012-13	Ohio State	Columbus, Ohio	Value City Arena			L	3-6
	Ohio State	Columbus, Ohio	Value City Arena			T (OT)	2-2
		Detroit, Mich.	Joe Louis Arena	W			3-1
2014-15	Notre Dame	Notre Dame, Ind.	Compton Family Ice Arena			L	1-5

**SERIES SCORING**

	Total	Avg.
Notre Dame	220	3.01
Ohio State	228	3.12

**SERIES RECORDS**

ND Most Goals (Game): 7, 3 times  
 OSU Most Goals (Game): 8, in '82-'83 (8-1), '09-'10 (8-2)  
 High-Scoring Game: 12, in 1981-82 (ND 7-5)  
 Low-Scoring Game: 1, in '05-'06 (OSU 1-0, ND 1-0)  
 Longest ND Win Streak: 5 games (1992-94)  
 Longest OSU Win Streak: 7 games ('03-'06)  
 Shutouts By: ND 6, OSU 2

**HEAD COACH**  
**JEFF JACKSON**



- The 2017-18 hockey season marks University of Notre Dame hockey coach Jeff Jackson's 13th season behind the Irish bench. The highly regarded Jackson now has over 30 years of coaching experience.
- Notre Dame's Jeff Jackson era began in 2005 when the University searched for a man who could move the program among the elite hockey schools in the country.
- During his now 13-year run, Notre Dame has become one of the nation's top teams, winning the Central Collegiate Hockey Association's (CCHA) regular-season title twice (2006-07 and 2008-09) while earning three Mason Cup championships ('07, '09 and the final one in 2013)
- Since his arrival at Notre Dame, the Irish skaters have accumulated an overall record of 268-167-52, including eight trips to the NCAA Tournament (2006-09, 2010-11, 2012-14 and 2016-17), three Frozen Four appearances (2008, 2011 and 2017) and one national championship berth (2008).
- The 2017-18 season begins Notre Dame's hockey tenure in the Big Ten Conference. Since the introduction of hockey to the Big Ten, Jackson's Irish hold a 4-7-1 record against members of the conference.
- Between 2006-09, the Irish turned in win totals of 32, 27 and 31 for three consecutive seasons of 25 or more wins and three consecutive NCAA tournament appearances, a first in program history.
- Jackson's success on the ice also has had a major impact off the ice for the Irish. With the wins came a commitment from the University that led to the new home of Irish hockey - The Compton Family Ice Arena - one of the finest college hockey facilities in the nation. The new venue opened on Oct. 21, 2011.
- The Irish have seen 34 players selected in the National Hockey League Entry Draft during Jackson's tenure, including three first round selections. Since his arrival on campus, Notre Dame has also seen 21 products from USA Hockey's National Team Development Program reach the Irish ranks.
- Jackson has coached six Irish players to All-America honors - Anders Bjork (2017) Robbie Russo (2015), Anders Lee (2013), Ian Cole (2009), Erik Condra (2009) and David Brown (2007).
- In addition, 16 of his players have gone on to play in the NHL, including most recently Robbie Russo (Detroit) and T.J. Tynan (Columbus), who each made their NHL debuts on March 7, 2017.
- Jackson's Notre Dame teams have played with poise, discipline, team speed and have also featured strong goaltending and excellent special teams play.
- Having led the Lake Superior State Lakers to an NCAA Division I title in 1992 and 1994, Jackson became the first coach to have won the championship prior to joining Notre Dame's hockey staff.
- As a head coach, Jackson has led teams to 14 NCAA Tournament appearances and seven conference championships (1991-93, '95, '07, '09 and '13).

THE JEFF JACKSON FILE   COLLEGIATE HEAD COACHING					
19th year as NCAA Div. I Head Coach					
Alma Mater: Michigan State ('78, '79)					
School	Seasons	Record			Pct.
Lake Superior State	6	182	52	25	.751
Notre Dame	13	271	169	53	..
<b>TOTALS</b>	<b>19</b>	<b>453</b>	<b>221</b>	<b>78</b>	<b>.</b>

THE JEFF JACKSON FILE   ADDITIONAL HEAD COACHING					
Team	Seasons	Record			
USNTDP (USHL)	3	N/A	N/A	N/A	N/A
Guelph (OHL)	2	71	46	16	3

HONORS AND ACCOLADES	
Year	Award
1990-91	CCHA Coach of the Year
2006-07	CCHA Coach of the Year
2006-07	Spencer Penrose Award
2010-11	CCHA Coach of the Year

JACKSON AND THE FROZEN FOUR	
Year	Team
1992	Lake Superior State (NCAA Champion)
1993	Lake Superior State (NCAA Runner-Up)
1994	Lake Superior State (NCAA Champion)
2008	University of Notre Dame (NCAA Runner-Up)
2011	University of Notre Dame (NCAA Semifinalist)
2017	University of Notre Dame (NCAA Semifinalist)

- A 1978 graduate of Michigan State University with a degree in communications, Jackson followed with an education degree from Michigan State in 1979.
- In May 2003, Inside College Hockey ranked Jackson 12th on its list of the 16 greatest college coaches of all-time with only five of the 16 still active.
- He made his NHL debut as an assistant coach with the New York Islanders during the 2003 season in which they earned a spot in the 2004 Stanley Cup playoffs. The following season all games were canceled due to the unresolved 2004-05 NHL lockout, and at the end of the year Jackson left the Islanders to join the Fighting Irish as head coach for the 2005-06 season.
- Jackson is a member of the USA Hockey Coaches Achievement Program, the American Hockey Coaches Association and the National Hockey League Coaches Association.



**JEFF JACKSON RECORDS VS. DIVISION I TEAMS**

Team	W	L	T	%
Air Force	1	0	0	1.00
Alabama Huntsville	8	1	0	0.889
Alaska	21	8	1	0.696
Alaska Anchorage	1	0	0	1.00
Arizona State	2	0	0	1.00
Army	1	0	0	1.00
Bemidji State	0	1	0	0.00
Boston College	10	8	0	0.555
Boston University	10	5	1	0.656
Bowling Green	43	9	4	0.804
Brown	0	1	0	0.00
Canisius	1	0	0	1.00
Clarkson	2	3	0	0.40
Colgate	1	0	0	1.00
Colorado College	0	1	0	0.00
Connecticut	4	1	1	0.750
Cornell	2	1	0	0.667
Denver	1	5	3	0.278
Ferris State	29	11	4	0.705
Harvard	1	1	0	0.50
Holy Cross	2	0	0	1.00
Illinois-Chicago	24	2	0	0.923
Kent State	7	0	1	0.938
Lake Superior State	20	4	4	0.786
Laurentian	2	0	0	1.00
Maine	9	4	1	0.679
Massachusetts	8	4	0	0.667
Massachusetts Lowell	4	9	2	0.333
Mercyhurst	1	0	0	1
Merrimack	6	2	1	0.722
Miami	20	16	10	0.694
Michigan	27	26	8	0.508
Michigan State	23	15	8	0.587
Michigan Tech	6	2	1	0.722
Minnesota	6	5	0	0.545
Minnesota-Duluth	6	6	2	0.50
Minnesota State	2	3	0	0.40
Nebraska Omaha	11	2	2	0.80
New Hampshire	6	3	1	0.650
Niagara	2	0	0	1.00
Northeastern	6	10	2	0.389
North Dakota	1	2	2	0.30
Northern Michigan	16	7	3	0.667
Notre Dame	11	2	0	0.846
Ohio State	28	13	7	0.656
Princeton	4	1	0	0.80
Providence College	8	3	2	0.692

Rensselaer	3	1	0	0.750
Robert Morris	1	1	0	0.50
Sacred Heart	3	1	0	0.750
St. Cloud State	0	2	0	0.00
St. Lawrence	2	0	1	0.833
Toronto	1	0	0	1.00
Union College	1	1	0	0.50
Vermont	6	2	2	0.70
Western Michigan	30	14	10	0.648
Wisconsin	1	2	0	0.333
York University	1	0	0	1

**POST-SEASON RECORD VS. DIVISION I TEAMS**

Team	W	L	%
Alabama Huntsville	1	0	1.00
Alaska	2	2	0.50
Alaska Anchorage	1	0	1.00
Bemidji State	0	1	0.00
Boston College	2	2	0.50
Boston University	3	1	0.750
Bowling Green	4	0	1.00
Clarkson	2	2	0.50
Cornell	1	0	1.00
Denver	0	1	0.00
Ferris State	2	1	0.667
Harvard	1	0	1.00
Illinois-Chicago	6	0	1.00
Lake Superior State	3	1	0.750
Maine	0	1	0.00
Massachusetts	2	1	0.667
Massachusetts Lowell	2	4	0.333
Merrimack	1	0	1.00
Miami	2	2	0.50
Michigan	9	6	0.60
Michigan State	5	1	0.833
Minnesota	2	0	1.00
Minnesota-Duluth	1	1	0.50
Nebraska Omaha	2	0	1.00
New Hampshire	2	0	1.00
Northeastern	1	2	0.333
Northern Michigan	1	1	0.50
Ohio State	7	2	0.778
Providence College	2	0	1.00
St. Cloud State	0	2	0.00
Vermont	0	1	0.00
Western Michigan	3	0	1.00
Wisconsin	1	0	1.00

NOTRE DAME'S 2017-18 RECORD WHEN	
Overall	3-2-1
In Big Ten regular season games	0-0-0
Non-conference games	3-2-1
Home	3-2-1
Road	0-0-0
Neutral	0-0-0
In overtime games	0-0-1
When Notre Dame scores first	3-1-1
When opponents score first	0-1-0
When Notre Dame leads after 1 period	2-1-0
When Notre Dame trails after 1 period	0-1-0
When score is tied after 1 period	1-0-1
When Notre Dame leads after 2 periods	2-1-0
When Notre Dame trails after 2 periods	0-1-0
When score is tied after 2 periods	1-0-1
When Notre Dame trails at any point in the third period	0-2-1
When Notre Dame outshoots opponent	2-1-0
When opponent outshoots Notre Dame	1-1-1
When shots are even	
In Game 1 of weekend series	1-1-1
In Game 2 of weekend series	2-1-0
In Game 1 of Big Ten weekend series	0-0-0
In Game 2 of Big Ten weekend series	0-0-0
In one-goal games	0-0-0
in two-goal games	2-2-0
When scoring 0-1 goals	0-0-0
When scoring two or more goals	3-2-1
When scoring three or more goals	3-1-0

When scoring four or more goals	2-1-0
When scoring five or more goals	1-0-0
<b>Against Ranked Opponents</b>	
vs. #1/1 Denver	0-1-1
<b>Month-By-Month</b>	
Notre Dame in October	3-1-1
Notre Dame in November	
Notre Dame in December	
Notre Dame in January	
Notre Dame in February	
Notre Dame in March	
<b>Vs. Conferences</b>	
Atlantic Hockey	1-1-0
Big Ten	0-0-0
ECAC	0-0-0
NCHC	0-1-1
WCHA	2-0-0

## THE LAST TIME...

TEAM	
Notre Dame won in overtime	March 26, 2017 vs. UMass Lowell in NCAA Northeast Regional Final (3-2)
Notre Dame lost in overtime	October 22, 2016 vs. Penn State (2-3)
Notre Dame tied in overtime	October 13, 2017 vs. Denver (2-2)
Notre Dame scored 10 or more goals in a game	December 29, 2010 vs. Canisius (10-2)
Notre Dame allowed 10 or more goals in a game	March 12, 2005 at Michigan (10-1)
Notre Dame had a home shutout	October 7, 2017 vs. Alabama Huntsville (Dylan St. Cyr, 34 saves)
Notre Dame had a road shutout	December 3, 2016 at Massachusetts (Cal Petersen, 22 saves)
Notre Dame had a neutral site shutout	October 13, 2012 vs. Maine (Steven Summerhays, 22 saves)
Notre Dame was shutout at home	November 26, 2016 vs. Clarkson (Jake Keilley 35 saves)
Notre Dame was shutout on the road	November 13, 2016 at Northeastern (Jake Theut, 22 saves, two periods of play) November 7, 2014 at Minnesota (Adam Wilcox, 20 saves)
Notre Dame won 1-0	February 27, 2016 vs. Boston University (Cal Petersen, 39 saves)
Notre Dame had 35 or more shots in a game	October 20, 2017 vs. Sacred Heart (43 shots)
Notre Dame had 40 or more shots in a game	October 20, 2017 vs. Sacred Heart (43 shots)
Notre Dame had 50 or more shots in a game	October 7, 2016 vs. Arizona State (51 shots)
Notre Dame surrendered 35 or more shots in a game	October 13, 2017 vs. Denver (48 shots)
Notre Dame surrendered 40 or more shots in a game	October 13, 2017 vs. Denver (48 shots)
Notre Dame surrendered 50 or more shots in a game	January 1, 2016 at Denver (50 shots)
Notre Dame had three PP goals in a game	October 25, 2014 vs. Niagara (7-0 win)
Notre Dame had four PP goals in a game	October 20, 2013 vs. Michigan Tech (7-3 win)
Notre Dame had six PP goals in a game	October 7, 2016 vs. Arizona State (9-2 win) February 13, 2009 vs. Northern Michigan (9-5 win)
Notre Dame had one short-handed goal	October 6, 2017 vs. Alabama Huntsville (Jake Evans, 5-3 win)
Notre Dame had two short-handed goals	January 7, 2011 at Northern Michigan (8-1 win) November 20, 2010 vs. Michigan State (4-2 win)
Notre Dame surrendered five PP goals	December 4, 2004 vs. Michigan (8-0 loss)
Notre Dame surrendered four PP goals	February 1, 2013 at Ohio State (6-3 loss)
Notre Dame surrendered three PP goals	December 2, 2016 at UMass (5-4 loss)
Notre Dame surrendered two short-handed goals	February 8, 2013 vs. Michigan (7-4 win)
Notre Dame played a #1 ranked team	October 14, 2017 vs. Denver (L, 4-2)
Notre Dame tied a #1 ranked team	October 13 2017 vs. Denver (T, 2-2 in OT)
Notre Dame defeated a #1 ranked team	March 1, 2014 at Boston College (W, 2-1 in OT)
Notre Dame defeated a #1 ranked team at home	November 8, 2013 vs. Minnesota (W, 4-1)

<b>INDIVIDUAL</b>	
Notre Dame player scored a hat trick	October 16, 2015 - Steven Fogarty at Penn State
Notre Dame defenseman scored a hat trick	January 18, 2015 - Robbie Russo at UConn
Notre Dame player scored four goals	October 19, 1995 - Brian Urick at Alaska Fairbanks
Notre Dame player scored five goals	December 29, 1971 - Ian Williams at Dartmouth
Notre Dame player had three assists	October, 6 2017 - Jordan Gross vs. Alabama Huntsville (0-3-3)
Notre Dame player had four assists	December 29, 2010 - Stephen Johns vs. Canisius (0-4-4)
Notre Dame player had five assists	October 21, 1994 - Jamie Ling vs. Waterloo (2-5-7)
Notre Dame player had four points	October 28, 2016 - Anders Bjork vs. UConn (2-2-4)
Notre Dame player had five points	February 13, 2009 - Erik Condra at Northern Michigan (2-3-5)
Notre Dame player had six points	October 21, 1994 - Jamie Ling vs. Waterloo (2-5-7)
Notre Dame player had seven points	October 21, 1994 - Jamie Ling vs. Waterloo (2-5-7)
Notre Dame goalie made 35+ saves	Oct. 13, 2017 - Dylan St. Cyr vs. Denver, 46 saves (2-2 overtime tie)
Notre Dame goalie made 40+ saves	Oct. 13, 2017 - Dylan St. Cyr vs. Denver, 46 saves (2-2 overtime tie)
Notre Dame goalie made 50+ saves	March 6, 2015 - Cal Petersen vs. UMass, 87 saves (4-3 loss)
Opposing player scored a hat trick	October 19, 2017 - Vito Bavaro of Sacred Heart
Opposing player scored four goals	March 12, 1994 - Colin Ward of Western Michigan
Opposing player scored five goals	November 10, 1973 - Tom Ross of Michigan State
Opposing player had four assists	December 2, 2011 - Ludwig Karlsson of Northeastern (0-4-4)
Opposing player had five assists	January 20, 1996 - Kevin Hilton of Michigan (0-5-5)
Opposing player had four points	March 12, 2016 - Kevin Roy of Northeastern (2-2-4)
Opposing player had five points	January 27, 2001 - Jeff Hamilton of Yale (2-3-5)
Opposing player had six points	January 11, 1994 - John Gruden of Ferris State (4-3-7)
Opposing player had seven points	January 11, 1994 - John Gruden of Ferris State (4-3-7)
Opposing goalie made 35+ saves	October 6, 2017 - Jordan Uhelski of Alabama Huntsville, 40 saves (5-3 ND win)
Opposing goalie made 40+ saves	October 20, 2017 - Nathan Perry of Sacred Heart, 40 saves (3-1 ND win)
Opposing goalie made 50+ saves	March 6, 2015 - Steve Mastalerz of UMass, 75 saves (4-3 ND loss)
Notre Dame had a penalty shot	January 21, 2017 - Joe Wegwerth (saved vs. New Hampshire)
Notre Dame scored on a penalty shot	December 6, 2013 - Jeff Costello (vs. UMass) March 16, 2013 - Bryan Rust (vs. Bowling Green)
Opponent had a penalty shot	March 10, 2017 - Shane Kavanagh, Providence (vs. Cal Petersen, missed wide, 5-0 ND win) January 29, 2016 - Colin White, Boston College (saved by Cal Petersen, 4-0 ND loss) January 22, 2016 - Ara Nazarian, New Hampshire (scored on Cal Petersen, 5-1 ND win) December 10, 2015 - Colin White, Boston College (saved by Cal Petersen, 4-3 ND win)



## Final 2016-17 Combined Stats

Date	Opponent	Score	Att.	Record:	Overall	Home	Away	Neutral					
Oct 07	ARIZONA STATE	W 9-2	3356	ALL GAMES	23-12-5	14-5-4	7-5-1	2-2-0					
Oct 08	ARIZONA STATE	W 4-2	3554	CONFERENCE	12-6-4	6-2-3	6-4-1	0-0-0					
Oct 14	at #4 Minnesota Duluth	L 3-4	5526	NON-CONFERENCE	11-6-1	8-3-1	1-1-0	2-2-0					
Oct 15	at #4 Minnesota Duluth	W 3-1	6014										
Oct 21	PENN STATE	Tot 3-3	3411										
Oct 22	PENN STATE	Lot 2-3	3518										
* Oct 27	UCONN	L 2-4	2936	<b>## Player</b>	<b>gp</b>	<b>g</b>	<b>a</b>	<b>pts</b>	<b>sh</b>	<b>sh%</b>	<b>pen-min</b>	<b>pp</b>	<b>sh</b>
* Oct 28	UCONN	W 6-2	4065	10 Anders Bjork	39	21	31	52	129	.163	8-16	5	2
* Nov 12	at Northeastern	W 5-2	3511	18 Jake Evans	40	13	29	42	110	.118	18-47	1	1
* Nov 13	at Northeastern	T 0-0	1444	15 Andrew Oglevie	40	21	20	41	127	.165	5-10	5	1
* Nov 17	#5 UMASS LOWELL	L 1-4	3151	3 Jordan Gross	40	10	22	32	160	.062	6-12	5	0
* Nov 18	#5 UMASS LOWELL	W 4-1	4653	26 Cam Morrison	40	12	12	24	83	.145	6-12	5	0
Nov 25	HOLY CROSS	W 5-3	4581	25 Dylan Malmquist	40	10	14	24	68	.147	10-20	3	0
Nov 26	CLARKSON	L 0-2	3865	4 Dennis Gilbert	40	0	22	22	50	.000	11-22	0	0
* Dec 2	at Massachusetts	L 4-5	2481	27 Bobby Nardella	34	7	14	21	84	.083	9-26	4	0
* Dec 3	at Massachusetts	W 3-0	3039	16 Connor Hurley	21	4	12	16	26	.154	11-22	0	0
* Dec 10	#3 BOSTON COLLEGE	W 3-2	5022	22 Andrew Peeke	40	4	10	14	56	.071	8-16	0	0
Dec 31	ALASKA	W 5-0	4149	28 Jack Jenkins	36	7	5	12	88	.080	2-4	0	0
Jan 01	ALASKA	W 4-0	4023	6 Tory Dello	39	1	11	12	80	.013	23-65	0	0
Jan 06	MICHIGAN TECH	W 3-1	4328	21 Joe Wegwerth	33	7	4	11	52	.135	7-14	3	0
Jan 07	MICHIGAN TECH	L 2-4	4741	11 Cal Burke	35	3	8	11	69	.043	4-8	0	0
* Jan 13	at Merrimack	W 2-1	2251	9 Dawson Cook	39	1	5	6	39	.026	4-8	0	0
* Jan 14	at Merrimack	L 2-4	2271	29 Bo Brauer	26	3	2	5	12	.250	3-14	1	0
* Jan 20	NEW HAMPSHIRE	Tot 2-2	4504	19 Mike O'Leary	37	2	2	4	22	.091	16-40	0	0
* Jan 21	NEW HAMPSHIRE	W 3-0	4652	40 Cal Petersen	40	0	3	3	0	.000	1-2	0	0
* Jan 28	at #13 Boston College	L 4-6	7884	8 Ben Ostlie	30	1	1	2	14	.071	6-12	0	0
* Feb 03	#12 VERMONT	Tot 4-4	4520	12 Felix Holmberg	18	1	0	1	8	.125	1-2	0	0
* Feb 04	#12 VERMONT	W 4-1	4744	2 Tony Bretzman	15	0	1	1	7	.000	1-2	0	0
* Feb 10	at Maine	W 3-2	4990	24 Luke Ripley	38	0	0	0	26	.000	20-40	0	0
* Feb 11	at Maine	W 4-2	4392	TM TEAM	21	0	0	0	0	.000	4-8	0	0
* Feb 17	#10 PROVIDENCE COLLEGE	W 4-1	4509	Total	40	128	228	356	1310	.098	184-422	32	4
* Feb 18	#10 PROVIDENCE COLLEGE	Tot 3-3	5022	Opponents	40	93	155	248	1201	.077	208-489	22	1
* Feb 24	at #6 Boston University	W 3-1	4562	<b>## Goalie</b>	<b>gp</b>	<b>min</b>	<b>ga</b>	<b>gaavg</b>	<b>saves</b>	<b>save%</b>	<b>w-l-t</b>		
* Feb 25	at #5 Boston University	L 1-4	5613	40 Cal Petersen	40	2374:39	88	2.22	1101	.926	23-12-5		
Mar 10	#10 PROVIDENCE COLLEGE	W 5-0	3933	32 Cale Morris	1	19:43	1	3.04	7	.875	0-0-0		
Mar 11	#10 PROVIDENCE COLLEGE	W 5-2	4239	TM EMPTY NET	21	9:42	4	-	0	.000	0-0-0		
Mar 17	vs #4 UMass Lowell	L 1-5	10979	Total	40	2404:04	93	2.32	1108	.923	23-12-5		
Mar 25	vs #5 Minnesota	W 3-2	6299	Opponents	40	2404:04	128	3.19	1182	.902	12-23-5		
Mar 26	vs UMass Lowell	Wot 3-2	4635										
Apr 6	vs Denver	L 1-6	19626										

TEAM STATISTICS	ND	OPP
SHOT STATISTICS		
Goals-Shot attempts	128-1310	93-1201
Shot pct.	.098	.077
Goals/Game	3.2	2.3
Shots/Game	32.8	30.0
POWER PLAYS		
Goals-Power Plays	32-171	22-151
Conversion Percent	.187	.146
Shot Attempts	266	207
Shot Percent	.120	.106
GOAL BREAKDOWN		
Power Play	32	22
Short-handed	4	1
Empty net	6	4
Penalty	0	0
Unassisted	6	5
Overtime	1	1
PENALTIES		
Number	184	208
Minutes	422	489
Penalties/Game	4.6	5.2
Pen minutes/Game	10.6	12.2

Attendance Summary	ND	Opponent
Total	95476	53978
Dates/Avg Per Date	23/4151	13/4152
Neutral Site #/Avg	4/10385	

Goals by Period	1st	2nd	3rd	OT	Total
Notre Dame	29	45	53	1	128
Opponents	31	32	29	1	93

Saves by Period	1st	2nd	3rd	OT	Total
Notre Dame	355	378	362	13	1108
Opponents	382	439	351	10	1182

**2017-18 COMBINED STATS**

Date	Opponent	Score	Att.	Record:	Overall	Home	Away	Neutral
Oct 06	ALABAMA HUNTSVILLE	W 5-3	3885	ALL GAMES	3-2-1	3-2-1	0-0-0	0-0-0
Oct 07	ALABAMA HUNTSVILLE	W 4-0	3412	CONFERENCE	0-0-0	0-0-0	0-0-0	0-0-0
Oct 13	#1 DENVER	Tot 2-2	4478	NON-CONFERENCE	3-2-1	3-2-1	0-0-0	0-0-0
Oct 14	#1 DENVER	L 2-4	4075					
Oct 19	SACRED HEART	L 4-6	3340					
Oct 20	SACRED HEART	W 3-1	4007					

**TEAM STATISTICS**

	ND	OPP
<b>SHOT STATISTICS</b>		
Goals-Shot attempts	20-209	16-197
Shot pct.	.096	.081
Goals/Game	3.3	2.7
Shots/Game	34.8	32.8
<b>POWER PLAYS</b>		
Goals-Power Plays	7-20	2-18
Conversion Percent	.350	.111
Shot Attempts	28	31
Shot Percent	.250	.065
<b>GOAL BREAKDOWN</b>		
Power Play	7	2
Short-handed	1	0
Empty net	1	2
Penalty	0	0
Unassisted	0	0
Overtime	0	0
Shootout	0	0
Delayed Penalty	0	0
<b>PENALTIES</b>		
Number	20	22
Minutes	40	44
Penalties/Game	3.3	3.7
Pen minutes/Game	6.7	7.3
SHOOTOUTS (Made-Att)	1-4	2-4

##	Player	gp	g	a	pts	sh	sh%	pen-min	pp	sh
18	Jake Evans	6	3	5	8	18	.167	0-0	1	1
15	Andrew Oglevie	6	4	3	7	20	.200	0-0	3	0
3	Jordan Gross	6	2	5	7	30	.067	2-4	1	0
27	Bobby Nardella	6	1	5	6	8	.125	4-8	1	0
21	Joe Wegwerth	6	3	1	4	22	.136	1-2	1	0
26	Cam Morrison	6	1	3	4	10	.100	0-0	0	0
13	Colin Theisen	6	1	3	4	13	.077	1-2	0	0
22	Andrew Peeke	6	0	3	3	14	.000	1-2	0	0
9	Dawson Cook	4	2	0	2	6	.333	0-0	0	0
29	Bo Brauer	4	0	2	2	5	.000	0-0	0	0
5	Matt Hellickson	6	0	2	2	3	.000	0-0	0	0
28	Jack Jenkins	6	0	2	2	8	.000	0-0	0	0
20	Justin Wade	5	0	2	2	4	.000	3-6	0	0
11	Cal Burke	6	1	0	1	19	.053	0-0	0	0
4	Dennis Gilbert	5	1	0	1	6	.167	1-2	0	0
8	Matt Steeves	2	1	0	1	2	.500	1-2	0	0
14	Max Eisenmenger	5	0	1	1	2	.000	1-2	0	0
19	Mike O'Leary	6	0	1	1	11	.000	1-2	0	0
6	Tory Dello	5	0	0	0	5	.000	2-4	0	0
12	Felix Holmberg	3	0	0	0	2	.000	0-0	0	0
32	Cale Morris	3	0	0	0	0	.000	1-2	0	0
23	Luke Novak	1	0	0	0	1	.000	0-0	0	0
24	Luke Ripley	2	0	0	0	0	.000	0-0	0	0
TM	TEAM	2	0	0	0	0	.000	1-2	0	0
	Total	6	20	38	58	209	.096	20-40	7	1
	Opponents	6	16	28	44	197	.081	22-44	2	0

##	Goalie	gp	min	ga	gaavg	saves	save%	w-l-t
1	Dylan St. Cyr	3	183:46	7	2.29	102	.936	1-1-1
32	Cale Morris	3	179:32	7	2.34	79	.919	2-1-0
TM	EMPTY NET	2	1:42	2	-	0	.000	0-0-0
	Total	6	365:00	16	2.63	181	.919	3-2-1
	Opponents	6	365:00	20	3.29	189	.904	2-3-1

**Attendance Summary**

	ND	Opponent
Total	23197	0
Dates/Avg Per Date	6/3866	0/0
Neutral Site #/Avg	0/0	

**Goals by Period**

	1st	2nd	3rd	Total
Notre Dame	4	9	7	20
Opponents	3	5	8	16

**Saves by Period**

	1st	2nd	3rd	Total
Notre Dame	60	43	76	181
Opponents	61	63	58	189

# 2017-18 INDIVIDUAL STATS

Overall: 3-2-1 Conf: 0-0-0 Home: 3-2-1 Away: 0-0-0 Neut: 0-0-0

##	Player	gp	Shots					+-	Penalties				Goals								blk	
			g	a	pts	sh	sh%		pen-min	min	maj	oth	pp	sh	fg	gw	gt	ot	ht	pn		ua
18	Jake Evans	6	3	5	8	18	.167	+3	0-0	0	0	0	1	1	1	1	0	0	0	0	0	3
15	Andrew Oglevie	6	4	3	7	20	.200	-3	0-0	0	0	0	3	0	1	1	1	0	0	0	0	0
3	Jordan Gross	6	2	5	7	30	.067	-1	2-4	2	0	0	1	0	0	0	0	0	0	0	0	5
27	Bobby Nardella	6	1	5	6	8	.125	-3	4-8	4	0	0	1	0	1	0	0	0	0	0	0	5
21	Joe Wegwerth	6	3	1	4	22	.136	0	1-2	1	0	0	1	0	1	0	0	0	0	0	0	3
26	Cam Morrison	6	1	3	4	10	.100	-1	0-0	0	0	0	0	0	0	0	0	0	0	0	0	1
13	Colin Theisen	6	1	3	4	13	.077	+2	1-2	1	0	0	0	0	0	0	0	0	0	0	0	6
22	Andrew Peeke	6	0	3	3	14	.000	+4	1-2	1	0	0	0	0	0	0	0	0	0	0	0	16
9	Dawson Cook	4	2	0	2	6	.333	0	0-0	0	0	0	0	0	0	1	0	0	0	0	0	0
29	Bo Brauer	4	0	2	2	5	.000	+2	0-0	0	0	0	0	0	0	0	0	0	0	0	0	1
5	Matt Hellickson	6	0	2	2	3	.000	+3	0-0	0	0	0	0	0	0	0	0	0	0	0	0	2
28	Jack Jenkins	6	0	2	2	8	.000	-2	0-0	0	0	0	0	0	0	0	0	0	0	0	0	3
20	Justin Wade	5	0	2	2	4	.000	-2	3-6	3	0	0	0	0	0	0	0	0	0	0	0	9
11	Cal Burke	6	1	0	1	19	.053	-4	0-0	0	0	0	0	0	1	0	0	0	0	0	0	1
4	Dennis Gilbert	5	1	0	1	6	.167	-1	1-2	1	0	0	0	0	0	0	0	0	0	0	0	6
8	Matt Steeves	2	1	0	1	2	.500	-1	1-2	1	0	0	0	0	0	0	0	0	0	0	0	0
14	Max Eisenmenger	5	0	1	1	2	.000	0	1-2	1	0	0	0	0	0	0	0	0	0	0	0	0
19	Mike O'Leary	6	0	1	1	11	.000	-1	1-2	1	0	0	0	0	0	0	0	0	0	0	0	0
6	Tory Dello	5	0	0	0	5	.000	-2	2-4	2	0	0	0	0	0	0	0	0	0	0	0	5
12	Felix Holmberg	3	0	0	0	2	.000	-1	0-0	0	0	0	0	0	0	0	0	0	0	0	0	0
32	Cale Morris	3	0	0	0	0	.000	0	1-2	1	0	0	0	0	0	0	0	0	0	0	0	0
23	Luke Novak	1	0	0	0	1	.000	0	0-0	0	0	0	0	0	0	0	0	0	0	0	0	1
24	Luke Ripley	2	0	0	0	0	.000	0	0-0	0	0	0	0	0	0	0	0	0	0	0	0	0
TM	TEAM	2	0	0	0	0	.000	0	1-2	1	0	0	0	0	0	0	0	0	0	0	0	6
	Total	6	20	38	58	209	.096	-8	20-40	20	0	0	7	1	5	3	1	0	0	0	0	73
	Opponents	6	16	28	44	197	.081	-	22-44	22	0	0	2	0	1	2	0	0	1	0	0	96

##	Goalie	gp-gs	Goal average			Saves		Record				Goals allowed				
			minutes	ga	avg	saves	pct	w	l	t	sho	pp	sh	en	pen	sog
1	Dylan St. Cyr	3-3	183:46	7	2.29	102	.936	1	1	1	1	1	0	0	0	0
32	Cale Morris	3-3	179:32	7	2.34	79	.919	2	1	0	0	1	0	0	0	0
TM	EMPTY NET	2-0	1:42	2	-	0	.000	0	0	0	0	0	0	2	0	0
	Total	6-0	365:00	16	2.63	181	.919	3	2	1	1	2	0	2	0	0
	Opponents	6-0	365:00	20	3.29	189	.904	2	3	1	0	7	1	1	0	0

## 2017-18 LEADERS

##	Points	GP	G	A	Pts	Sh
18	Jake Evans	6	3	5	8	18
15	Andrew Oglevie	6	4	3	7	20
3	Jordan Gross	6	2	5	7	30
27	Bobby Nardella	6	1	5	6	8
21	Joe Wegwerth	6	3	1	4	22
26	Cam Morrison	6	1	3	4	10
13	Colin Theisen	6	1	3	4	13
22	Andrew Peeke	6	0	3	3	14
9	Dawson Cook	4	2	0	2	6
29	Bo Brauer	4	0	2	2	5

##	Goals	GP	G	A	Pts	Sh
15	Andrew Oglevie	6	4	3	7	20
18	Jake Evans	6	3	5	8	18
21	Joe Wegwerth	6	3	1	4	22
3	Jordan Gross	6	2	5	7	30
9	Dawson Cook	4	2	0	2	6
27	Bobby Nardella	6	1	5	6	8
26	Cam Morrison	6	1	3	4	10
13	Colin Theisen	6	1	3	4	13
11	Cal Burke	6	1	0	1	19
4	Dennis Gilbert	5	1	0	1	6

##	Power-Play Goals	GP	PPG
15	Andrew Oglevie	6	3

##	Short-Handed Goals	GP	SHG
18	Jake Evans	6	1

##	Game-Winning Goals	GP	GWG
18	Jake Evans	6	1
9	Dawson Cook	4	1
15	Andrew Oglevie	6	1

##	Plus/Minus	GP	+/-
22	Andrew Peeke	6	+4
18	Jake Evans	6	+3
5	Matt Hellickson	6	+3
13	Colin Theisen	6	+2
29	Bo Brauer	4	+2

##	Assists	GP	G	A	Pts	Sh
18	Jake Evans	6	3	5	8	18
3	Jordan Gross	6	2	5	7	30
27	Bobby Nardella	6	1	5	6	8
15	Andrew Oglevie	6	4	3	7	20
26	Cam Morrison	6	1	3	4	10
13	Colin Theisen	6	1	3	4	13
22	Andrew Peeke	6	0	3	3	14
29	Bo Brauer	4	0	2	2	5
5	Matt Hellickson	6	0	2	2	3
28	Jack Jenkins	6	0	2	2	8

##	Shots	GP	G	A	Pts	Sh	Sh%
3	Jordan Gross	6	2	5	7	30	.067
21	Joe Wegwerth	6	3	1	4	22	.136
15	Andrew Oglevie	6	4	3	7	20	.200
11	Cal Burke	6	1	0	1	19	.053
18	Jake Evans	6	3	5	8	18	.167
22	Andrew Peeke	6	0	3	3	14	.000
13	Colin Theisen	6	1	3	4	13	.077
19	Mike O'Leary	6	0	1	1	11	.000
26	Cam Morrison	6	1	3	4	10	.100
27	Bobby Nardella	6	1	5	6	8	.125

##	Shot Pct.	GP	G	A	Pts	Sh	Sh%
8	Matt Steeves	2	1	0	1	2	.500
9	Dawson Cook	4	2	0	2	6	.333
15	Andrew Oglevie	6	4	3	7	20	.200
4	Dennis Gilbert	5	1	0	1	6	.167
18	Jake Evans	6	3	5	8	18	.167
21	Joe Wegwerth	6	3	1	4	22	.136
27	Bobby Nardella	6	1	5	6	8	.125
26	Cam Morrison	6	1	3	4	10	.100
13	Colin Theisen	6	1	3	4	13	.077
3	Jordan Gross	6	2	5	7	30	.067

##	Penalties	GP	Pen	Min
27	Bobby Nardella	6	4	8
20	Justin Wade	5	3	6
3	Jordan Gross	6	2	4
6	Tory Dello	5	2	4
14	Max Eisenmenger	5	1	2
21	Joe Wegwerth	6	1	2
13	Colin Theisen	6	1	2
19	Mike O'Leary	6	1	2
22	Andrew Peeke	6	1	2
4	Dennis Gilbert	5	1	2

##	Penalty Minutes	GP	Pen	Min
27	Bobby Nardella	6	4	8
20	Justin Wade	5	3	6
3	Jordan Gross	6	2	4
6	Tory Dello	5	2	4
19	Mike O'Leary	6	1	2
22	Andrew Peeke	6	1	2
4	Dennis Gilbert	5	1	2
32	Cale Morris	3	1	2
TM	TEAM	2	1	2
13	Colin Theisen	6	1	2



**2017-18 RESULTS**

Date	Opponent		Score	Shots	Overall	Conf	Time	Att.	Goalie of record
Oct 06	ALABAMA HUNTSVILLE	W	5-3	40/28	1-0-0	0-0-0	2:20	3885	Cale Morris
Oct 07	ALABAMA HUNTSVILLE	W	4-0	31/34	2-0-0	0-0-0	2:12	3412	Dylan St. Cyr
Oct 13	#1 DENVER	Tot	2-2	29/48	2-0-1	0-0-0	2:35	4478	Dylan St. Cyr
Oct 14	#1 DENVER	L	2-4	33/34	2-1-1	0-0-0	2:28	4075	Cale Morris
Oct 19	SACRED HEART	L	4-6	33/28	2-2-1	0-0-0	2:13	3340	Dylan St. Cyr
Oct 20	SACRED HEART	W	3-1	43/25	3-2-1	0-0-0	2:21	4007	Cale Morris

Team Record	W-L-T	Attendance	Dates	Total	Avg.
Overall:	3-2-1	Total:	6	23197	3866
Conference:	0-0-0	Home:	6	23197	3866
Home:	3-2-1	Away:	0	0	0
Away:	0-0-0	Neutral:	0	0	0
Neutral:	0-0-0				
Overtime:	0-0-1				

## 2017-18 G-A-P Game-by-Game

Opponent	Date	Score	1 CYR,DYLAN S	3 GROSS,JORD	4 GILBERT,DEN	5 HELLICKSON,	6 DELLO,TORY	8 STEEVES,MA	9 COOK,DAWS	11 BURKE,CAL	12 HOLMBERG,F	13 THEISEN,COL	14 EISENMENGE
UAH	Oct 06	5-3 W	DNP	0-3-3	1-0-1	0-1-1	0-0-0	DNP	0-0-0	0-0-0	0-0-0	1-0-1	0-1-1
UAH	Oct 07	4-0 W	0-0-0	1-0-1	0-0-0	0-1-1	DNP	1-0-1	0-0-0	0-0-0	DNP	0-1-1	0-0-0
DEN	Oct 13	2-2 t	0-0-0	0-1-1	0-0-0	0-0-0	0-0-0	DNP	DNP	0-0-0	0-0-0	0-0-0	0-0-0
DEN	Oct 14	2-4 L	DNP	1-0-1	0-0-0	0-0-0	0-0-0	DNP	DNP	0-0-0	0-0-0	0-0-0	0-0-0
SHU	Oct 19	4-6 L	0-0-0	0-0-0	0-0-0	0-0-0	0-0-0	0-0-0	1-0-1	1-0-1	DNP	0-1-1	0-0-0
SHU	Oct 20	3-1 W	DNP	0-1-1	DNP	0-0-0	0-0-0	DNP	1-0-1	0-0-0	DNP	0-1-1	DNP

Opponent	Date	Score	15 OGLEVIE,AND	18 EVANS,JAKE	19 O'LEARY,MIK	20 WADE,JUSTIN	21 WEGWERTH,J	22 PEEKE,ANDR	23 NOVAK,LUKE	24 RIPLEY,LUKE	26 MORRISON,C	27 NARDELLA,B	28 JENKINS,JAC
UAH	Oct 06	5-3 W	0-2-2	2-1-3	0-0-0	DNP	0-0-0	0-0-0	DNP	0-0-0	0-1-1	1-0-1	0-0-0
UAH	Oct 07	4-0 W	2-0-2	0-2-2	0-0-0	0-0-0	0-1-1	0-0-0	DNP	DNP	0-0-0	0-1-1	0-0-0
DEN	Oct 13	2-2 t	1-0-1	1-0-1	0-0-0	0-1-1	0-0-0	0-0-0	DNP	DNP	0-1-1	0-1-1	0-0-0
DEN	Oct 14	2-4 L	0-1-1	0-2-2	0-0-0	0-0-0	0-0-0	0-0-0	DNP	DNP	1-0-1	0-1-1	0-0-0
SHU	Oct 19	4-6 L	1-0-1	0-0-0	0-1-1	0-1-1	1-0-1	0-1-1	DNP	DNP	0-1-1	0-2-2	0-1-1
SHU	Oct 20	3-1 W	0-0-0	0-0-0	0-0-0	0-0-0	2-0-2	0-2-2	0-0-0	0-0-0	0-0-0	0-0-0	0-1-1

Opponent	Date	Score	29 BRAUER,BO	32 MORRIS,CAL
UAH	Oct 06	5-3 W	DNP	0-0-0
UAH	Oct 07	4-0 W	0-1-1	DNP
DEN	Oct 13	2-2 t	0-0-0	DNP
DEN	Oct 14	2-4 L	0-0-0	0-0-0
SHU	Oct 19	4-6 L	DNP	DNP
SHU	Oct 20	3-1 W	0-1-1	0-0-0

**1 ST. CYR FR. GOALTENDER**



Northville, Michigan  
USNTDP (USHL)

**Career Highs**

Saves: 46 (vs. Denver 10/13/17)  
Goals Against: 5 (vs. Sacred Heart 10/19/17)  
Shutouts: 1 (vs. Alabama Huntsville 10/7/17)  
Points: N/A

**As a Freshman**

- Made his Irish debut against Alabama Huntsville (Oct. 7) and posted a shutout in his first career start (34 saves).
- St. Cyr became the first Irish goaltender to record a shutout in


his first career start since Mike Johnson blanked Providence 2-0 on Oct. 16, 2009 at the Joyce Center (29 saves).

- Started game one of the Denver series and made 46 saves as the Irish skated to a 2-2 overtime tie with the No. 1 ranked Pioneers.

**ST. CYR'S CAREER STATS**

Goalie	GP-GS	Minutes	GA	GAvg	Saves	Save%	W	L	T	Sho	PPG	SHG
2017-18	3-3	183:46	7	2.29	102	.936	1	1	1	1.0	1	0
<b>TOTAL</b>	<b>3-3</b>	<b>183:46</b>	<b>7</b>	<b>2.29</b>	<b>102</b>	<b>.936</b>	<b>1</b>	<b>1</b>	<b>1</b>	<b>1.0</b>	<b>1</b>	<b>0</b>

**2 TONY BRETZMAN SR. DEFENSEMAN**



Mendota Heights, Minnesota  
Langley Rivermen (BCHL)

**Career Highs**


Goals: 1 (2x - vs. UConn 11/1/15)  
Assists: 1 (2x - at UMass 12/3/16)  
Points: 1 (4x - at UMass 12/3/16)  
Multi-Point Games: N/A  
Point Streak: N/A  
Most Recent Goal: 11/1/15 (W, 8-2 at UConn)

**As a Senior**

**BRETZMAN'S CAREER STATS**

Season	GP	G	A	Points	Shots	Shot%	Pen-Min	+/-	PPG	SHG	GWG	Blk
2014-15	17	1	1	2	8	.125	3-6	-2	0	0	1	15
2015-16	8	1	0	1	5	.200	2-4	+2	0	0	0	13
2016-17	15	0	1	1	7	.000	1-2	-1	0	0	0	10
<b>TOTAL</b>	<b>40</b>	<b>2</b>	<b>2</b>	<b>4</b>	<b>-</b>	<b>-</b>	<b>6-12</b>	<b>-1</b>	<b>0</b>	<b>0</b>	<b>1</b>	<b>38</b>

**3 JORDAN GROSS SR. DEFENSEMAN**



Maple Grove, Minnesota  
Green Bay Gamblers (USHL)

**Career Highs**

Goals: 2 (2x - vs. Northeastern 11/12/15)  
 Assists: 3 (2x - vs. Alabama Huntsville 10/6/17)  
 Points: 3 (3x - vs. Alabama Huntsville 10/6/17)  
 Multi-Point Games: 22  
 Point Streak: 9 games (Dec. 5, 2014 - Jan. 23, 2015; 3-8-11)  
 Most Recent Goal: 10/14/17 (L, 4-2 vs. Denver)

- Huntsville (Oct. 6) and followed by scoring a goal in the 4-0 win over the Chargers on Oct. 7 for a four-point weekend.
- Was named the Big Ten's Third Star of the Week (Oct. 10).
- Scored a game-tying, third period goal against No. 1 Denver in Notre Dame's 4-2 defeat (Oct. 14).
- That goal against the Pioneers was a power-play tally that was blasted through the back of the net and later called a goal after video review.

**As a Senior**

- Opened the season with a three assist game against Alabama

**GROSS' CAREER STATS**

Season	GP	G	A	Points	Shots	Shot%	Pen-Min	+/-	PPG	SHG	GWG	Blk
2014-15	42	7	21	28	92	.076	7-14	+8	1	0	1	41
2015-16	37	9	22	31	113	.080	11-30	+15	2	0	1	40
2016-17	40	10	22	32	160	.062	6-12	+10	5	0	3	66
2017-18	6	2	5	7	30	.067	2-4	-1	1	0	0	5
<b>TOTAL</b>	<b>125</b>	<b>28</b>	<b>70</b>	<b>98</b>	<b>395</b>	<b>.071</b>	<b>26-60</b>	<b>+32</b>	<b>9</b>	<b>0</b>	<b>5</b>	<b>152</b>

**4 DENNIS GILBERT JR. DEFENSEMAN**



Buffalo, New York  
Chicago Steel (USHL)

**Career Highs**

Goals: 1 (3x - vs. Alabama Huntsville 10/6/17)  
 Assists: 2 (8x - vs. Providence 2/18/17)  
 Points: 2 (9x - vs. Providence 2/18/17)  
 Multi-Point Games: 9  
 Point Streak: 5 games (Feb. 4 - Feb. 18, 2017; 0-9-9)  
 Most Recent Goal: 10/6/17 (W, 5-3 vs. Alabama Huntsville)

- Alabama Huntsville to tie the game at 3-3 (Oct. 6).
- That goal against the Chargers was his first since he netted the game winner in Notre Dame's 4-3 comeback win at Boston College during his freshman season (Dec. 10, 2015).

**As a Junior**

- Notched a goal in Notre Dame's 5-3 season-opening win over

**GILBERT'S CAREER STATS**

Season	GP	G	A	Points	Shots	Shot%	Pen-Min	+/-	PPG	SHG	GWG	Blk
2015-16	37	2	8	10	54	.037	17-34	+5	1	0	1	70
2016-17	40	0	22	22	50	.000	11-22	+27	0	0	0	78
2017-18	5	1	0	1	6	.167	1-2	-1	0	0	0	6
<b>TOTAL</b>	<b>82</b>	<b>3</b>	<b>30</b>	<b>33</b>	<b>110</b>	<b>.027</b>	<b>29-58</b>	<b>+31</b>	<b>1</b>	<b>0</b>	<b>1</b>	<b>154</b>

<b>5</b>	<b>MATT HELLICKSON</b>	<b>FR.</b>	<b>DEFENSEMAN</b>
----------	------------------------	------------	-------------------



Rogers, Minnesota  
Sioix City Muskateers (USHL)

**Career Highs**

Goals: N/A  
 Assists: 1 (vs. Alabama Huntsville 10/6/17)  
 Points: 1 (vs. Alabama Huntsville 10/6/17)  
 Multi-Point Games: N/A  
 Point Streak: N/A  
 Most Recent Goal: N/A

Alabama Huntsville (Oct. 6).

- Added an assist in Notre Dame's 4-0 game two win over the Chargers (Oct. 7).

**As a Freshman**

- Notched an assist in his first career game, a 5-3 win over

**HELLICKSON'S CAREER STATS**

Season	GP	G	A	Points	Shots	Shot%	Pen-Min	+/-	PPG	SHG	GWG	Blk
2017-18	6	0	2	2	3	.000	0-0	+3	0	0	0	2
<b>TOTAL</b>	<b>6</b>	<b>0</b>	<b>2</b>	<b>2</b>	<b>3</b>	<b>.000</b>	<b>0-0</b>	<b>+3</b>	<b>0</b>	<b>0</b>	<b>0</b>	<b>2</b>

<b>6</b>	<b>TORY DELLO</b>	<b>SO.</b>	<b>DEFENSEMAN</b>
----------	-------------------	------------	-------------------



Crystal Lake, Illinois  
Tri-City Storm (USHL)

**Career Highs**

Goals: 1 (vs. UConn 10/27/16)  
 Assists: 2 (vs. Holy Cross 11/25/16)  
 Points: 2 (vs. Holy Cross 11/25/16)  
 Multi-Point Games: 1  
 Point Streak: 3 games (Feb. 17-24, 2017; 0-3-3)  
 Most Recent Goal: 10/27/16 (L, 4-2 vs. UConn)

**As a Sophomore**

**DELLO'S CAREER STATS**

Season	GP	G	A	Points	Shots	Shot%	Pen-Min	+/-	PPG	SHG	GWG	Blk
2016-17	39	1	11	12	80	.013	23-65	+5	0	0	0	60
2017-18	5	0	0	0	5	.000	2-4	-2	0	0	0	5
<b>TOTAL</b>	<b>44</b>	<b>1</b>	<b>11</b>	<b>12</b>	<b>85</b>	<b>.012</b>	<b>25-69</b>	<b>+3</b>	<b>0</b>	<b>0</b>	<b>0</b>	<b>65</b>

<b>8</b>	<b>MATT STEEVES</b>	<b>FR.</b>	<b>FORWARD</b>
----------	---------------------	------------	----------------



Bedford, New Hampshire  
Muskegon Lumberjacks (USHL)

**Career Highs**

Goals: 1 (vs. Alabama Huntsville 10/7/17)  
 Assists: N/A  
 Points: 1 (vs. Alabama Huntsville 10/7/17)  
 Multi-Point Games: N/A  
 Point Streak: N/A  
 Most Recent Goal: 10/7/17 (W, 4-0 vs. Alabama Huntsville)

Huntsville, which was his first career game (Oct. 7).

- That goal came on Steeves' first shot on goal in an Irish uniform.

**As a Freshman**

- Notched a goal in Notre Dame's 4-0 win over Alabama

**STEEVES' CAREER STATS**

Season	GP	G	A	Points	Shots	Shot%	Pen-Min	+/-	PPG	SHG	GWG	Blk
2017-18	2	1	0	1	2	.500	1-2	-1	0	0	0	-
<b>TOTAL</b>	<b>2</b>	<b>1</b>	<b>0</b>	<b>1</b>	<b>2</b>	<b>.500</b>	<b>1-2</b>	<b>-1</b>	<b>0</b>	<b>0</b>	<b>0</b>	<b>-</b>

<b>9</b>	<b>DAWSON COOK</b>	<b>SR</b>	<b>FORWARD</b>
----------	--------------------	-----------	----------------



Cadillac, Michigan  
Green Bay Gamblers (USHL)

**Career Highs**

Goals: 1 (5x - vs. UMass Lowell 11/18/16)  
 Assists: 1 (6x - at Maine 2/11/17)  
 Points: 1 (11x - at Maine 2/11/17)  
 Multi-Point Games: N/A  
 Point Streak: 2 games (Nov. 28 - Dec. 4, 2015)  
 Most Recent Goal: 10/20/17 (W, 3-1 vs. Sacred Heart)

**As a Senior**

- Missed the Denver series with an upper body injury.
- Scored his first goal of the season in the game one loss to Sacred Heart (Oct. 19).
- Scored what proved to be the game winner against Sacred Heart (Oct. 20) for his second career game winner.

**COOK'S CAREER STATS**

Season	GP	G	A	Points	Shots	Shot%	Pen-Min	+/-	PPG	SHG	GWG	Blk
2014-15	35	1	1	2	11	.091	4-8	-6	0	0	0	9
2015-16	32	3	1	4	16	.188	2-4	-2	0	0	1	7
2016-17	39	1	5	6	39	.026	4-8	0	0	0	0	16
2017-18	4	2	0	2	6	.333	0-0	0	0	0	1	-
<b>TOTAL</b>	<b>110</b>	<b>7</b>	<b>7</b>	<b>14</b>	<b>72</b>	<b>.097</b>	<b>10-20</b>	<b>-8</b>	<b>0</b>	<b>0</b>	<b>2</b>	<b>32</b>

<b>11</b>	<b>CAL BURKE</b>	<b>SO</b>	<b>FORWARD</b>
-----------	------------------	-----------	----------------



Boxborough, Massachusetts  
Cedar Rapids RoughRiders (USHL)

**Career Highs**

Goals: 1 (3x - vs. Providence 2/17/17)  
 Assists: 2 (vs. UMass Lowell 11/18/16)  
 Points: 2 (vs. UMass Lowell 11/18/16)  
 Multi-Point Games: 1  
 Point Streak: 5 games (Feb. 3 - present)  
 Most Recent Goal: 10/19/17 (L, 6-4 vs. Sacred Heart)

- Scored his first goal of the season to put the Irish up 1-0 just 62 seconds into the game one loss to Sacred Heart (Oct. 19).

**As a Sophomore**

BURKE'S CAREER STATS												
Season	GP	G	A	Points	Shots	Shot%	Pen-Min	+/-	PPG	SHG	GWG	Blk
2016-17	35	3	8	11	69	.043	4-8	+3	0	0	1	10
2017-18	6	1	0	1	19	.053	0-0	-4	0	0	0	1
<b>TOTAL</b>	<b>41</b>	<b>4</b>	<b>8</b>	<b>12</b>	<b>88</b>	<b>.045</b>	<b>4-8</b>	<b>-1</b>	<b>0</b>	<b>0</b>	<b>1</b>	<b>11</b>

<b>12</b>	<b>FELIX HOLMBERG</b>	<b>SO</b>	<b>FORWARD</b>
-----------	-----------------------	-----------	----------------



Stockholm, Sweden  
AIK J20 (SuperElit)

**Career Highs**

Goals: 1 (at Boston College 1/28/17)  
 Assists: N/A  
 Points: 1 (at Boston College 1/28/17)  
 Multi-Point Games: N/A  
 Point Streak: N/A  
 Most Recent Goal: 1/28/17 (L, 6-4 at Boston College)

**As a Sophomore**

HOLMBERG'S CAREER STATS												
Season	GP	G	A	Points	Shots	Shot%	Pen-Min	+/-	PPG	SHG	GWG	Blk
2016-17	18	1	0	1	8	.125	1-2	-1	0	0	0	4
2017-18	3	0	0	0	2	.000	0-0	-1	0	0	0	-
<b>TOTAL</b>	<b>21</b>	<b>1</b>	<b>0</b>	<b>1</b>	<b>10</b>	<b>.100</b>	<b>1-2</b>	<b>-2</b>	<b>0</b>	<b>0</b>	<b>0</b>	<b>4</b>

<b>13</b>	<b>COLIN THEISEN</b>	<b>FR.</b>	<b>FORWARD</b>
-----------	----------------------	------------	----------------



Monroe, Michigan  
Dubuque Fighting Saints (USHL)

**Career Highs**

Goals: 1 (vs. Alabama Huntsville 10/6/17)  
 Assists: 1 (2x - vs. Sacred Heart 10/19/17)  
 Points: 1 (3x - vs. Sacred Heart 10/19/17)  
 Multi-Point Games: N/A  
 Point Streak: 2 games (Oct. 6-7, 2017; 1-1-2)  
 Most Recent Goal: 10/6/17 (W, 5-3 vs. Alabama Huntsville)

- season-opening win over Alabama Huntsville (Oct. 6).  
 • Notched his first career assist in Notre Dame's game two, 4-0 win over the Chargers (Oct. 7).

**As a Freshman**

- Scored a goal in his first career game, Notre Dame's 5-3

THEISEN'S CAREER STATS												
Season	GP	G	A	Points	Shots	Shot%	Pen-Min	+/-	PPG	SHG	GWG	Blk
2017-18	2	1	0	1	2	.500	1-2	-1	0	0	0	-
TOTAL	2	1	0	1	2	.500	1-2	-1	0	0	0	-

<b>14</b>	<b>MAX EISENMENGER</b>	<b>FR.</b>	<b>FORWARD</b>
-----------	------------------------	------------	----------------



Münster, Germany  
Djurgårdens IF J20 (SuperElit)

**Career Highs**

Goals: N/A  
 Assists: 1 (vs. Alabama Huntsville 10/6/17)  
 Points: 1 (vs. Alabama Huntsville 10/6/17)  
 Multi-Point Games: N/A  
 Point Streak: N/A  
 Most Recent Goal: N/A

Alabama Huntsville 5-3 (Oct. 6).

**As a Freshman**

- Notched an assist in his first career game as Notre Dame beat

EISENMENGER'S CAREER STATS												
Season	GP	G	A	Points	Shots	Shot%	Pen-Min	+/-	PPG	SHG	GWG	Blk
2017-18	5	0	1	1	2	.000	1-2	0	0	0	0	-
TOTAL	5	0	1	1	2	.000	1-2	0	0	0	0	-



**15 ANDREW OGLEVIE JR FORWARD**



Fullerton, California  
Cedar Rapids RoughRiders (USHL)

**Career Highs**

Goals: 2 (2x - at Boston College 1/28/17)  
Assists: 3 (vs. Providence 3/11/17)  
Points: 3 (4x - vs. Providence 3/11/17)  
Multi-Point Games: 11  
Point Streak: 11 games (Jan. 7 - Feb. 17, 2017; 9-5-14)  
Most Recent Goal: 10/19/17 (L, 6-4 vs. Sacred Heart)

- over Alabama Huntsville (Oct. 6).
- Scored a pair of goals, each with less than one second remaining on the clock (to end the first and second periods) in Notre Dame's 4-0 win over Alabama Huntsville (Oct. 7).
- Scored the third period, game-tying goal against Denver in Notre Dame's 2-2 tie with the No.1 ranked Pioneers.
- Scored a power-play goal against Sacred Heart (Oct. 19).

**As a Junior**

- Had a pair of assists in Notre Dame's season-opening 5-3 win

**OGLEVIE'S CAREER STATS**

Season	GP	G	A	Points	Shots	Shot%	Pen-Min	+/-	PPG	SHG	GWG	Blk
2015-16	31	5	4	9	59	.085	4-8	+9	0	0	2	6
2016-17	40	21	20	41	127	.165	5-10	+18	5	1	3	8
2017-18	6	4	3	7	20	.200	0-0	-3	3	0	1	-
TOTAL	77	30	27	57	206	.146	9-18	+24	8	1	6	14

**17 PIERCE CRAWFORD FR FORWARD**



Park Ridge, Illinois  
Youngstown Phantoms (USHL)

**Career Highs**

Goals: N/A  
Assists: N/A  
Points: N/A  
Multi-Point Games: N/A  
Point Streak: N/A

and remains out with an upper body injury.

**As a Freshman**

- Injured in the exhibition game against the USNTDP (Oct. 1)

**CRAWFORD'S CAREER STATS**

**18 JAKE EVANS SR. FORWARD**



Toronto, Ontario  
St. Michael's Buzzers (OJHL)

**Career Highs**

Goals: 2 (4x - (vs. Alabama Huntsville 10/6/17))  
 Assists: 3 (2x - vs. Minnesota 11/6/15)  
 Points: 3 (6x - (vs. Alabama Huntsville 10/6/17))  
 Multi-Point Games: 24  
 Point Streak: 7 games (Dec. 2, 2016 - Jan. 7, 2017; 4-4-8)  
 Most Recent Goal: 10/13/17 (T, 2-2 vs. Denver)

**As a Senior**


- Had two goals, including the game winner and the empty

- net shorthanded tally, and an assist in Notre Dame's 5-3 win against Alabama Huntsville to open the season (Oct. 6).
- Added a pair of assists in Notre Dame's 4-0 win in game two against the Chargers (Oct. 7) for a five-point weekend.
- Was named the Big Ten Conference's Second Star (Oct. 10).
- Had a three-point weekend against No. 1 Denver with a goal and two assists (Oct. 13-14) to reach the 100-career points milestone.
- Evans became the 52nd player in program history to notch at least 100-career points.

**EVANS' CAREER STATS**

Season	GP	G	A	Points	Shots	Shot%	Pen-Min	+/-	PPG	SHG	GWG	Blk
2014-15	41	7	10	17	63	.111	11-22	+4	1	0	1	10
2015-16	37	8	25	33	55	.145	9-29	+15	4	0	1	26
2016-17	40	13	29	42	110	.118	18-47	+11	1	1	0	27
2017-18	6	3	5	8	18	.167	0-0	+3	1	1	1	3
TOTAL	124	31	69	100	246	.126	38-98	+33	7	2	3	66

**19 MIKE O'LEARY SO. FORWARD**



Halifax, Nova Scotia  
Dubuque Fighting Saints (USHL)

**Career Highs**

Goals: 1 (2x - at Boston University 2/25/17)  
 Assists: 1 (3x - vs. Sacred Heart 10/19/17)  
 Points: 1 (5x - vs. Sacred Heart 10/19/17)  
 Multi-Point Games: N/A  
 Point Streak: 2 games (2x - Feb. 24-25, 2017; 1-1-2)  
 Most Recent Goal: 2/25/17 (L, 4-1 at Boston University)

**As a Sophomore**

- Notched his first point of the season with an assist against Sacred Heart (Oct. 19).

**O'LEARY'S CAREER STATS**

Season	GP	G	A	Points	Shots	Shot%	Pen-Min	+/-	PPG	SHG	GWG	Blk
2016-17	37	2	2	4	22	.091	16-40	+1	0	0	0	7
2017-18	6	0	1	1	11	.000	1-2	-1	0	0	0	-
TOTAL	43	2	3	5	33	.061	17-42	0	0	0	0	7

**20 JUSTIN WADE SR. DEFENSEMAN**



Aurora, Illinois  
Cedar Rapids RoughRiders (USHL)

**Career Highs**

Goals: 1 (2x - vs. UMD 10/23/15)  
 Assists: 1 (14x - vs. Sacred Heart 10/19/17)  
 Points: 1 (16x - vs. Sacred Heart 10/19/17)  
 Multi-point games: n/a  
 Point Streak: n/a  
 Most Recent Goal: 10/23/15 (T, 3-3 ot vs. Minnesota Duluth)

overtime tie versus No. 1 Denver (Oct. 13).

**As A Senior**

- Notched his first point of the season with an assist in the 2-2

**WADE'S CAREER STATS**

Season	GP	G	A	Points	Shots	Shot%	Pen-Min	+/-	PPG	SHG	GWG	Blk
2013-14	6	0	0	0	-	-	0-0	-1	0	0	0	-
2014-15	41	1	6	7	21	.048	12-38	+7	0	0	0	49
2015-16	34	1	6	7	31	.032	11-22	+5	0	1	0	56
2017-18	5	0	2	2	4	.000	3-6	-2	0	0	0	9
<b>TOTAL</b>	<b>86</b>	<b>2</b>	<b>14</b>	<b>16</b>	<b>-</b>	<b>-</b>	<b>26-66</b>	<b>+9</b>	<b>0</b>	<b>1</b>	<b>0</b>	<b>114</b>

**21 JOE WEGWERTH JR FORWARD**



Brewster, New York  
Cedar Rapids RoughRider (USHL)

**Career Highs**

Goals: 2 (2x - vs. Sacred Heart 10/20/17)  
 Assists: 1 (7x - vs. Alaska 1/11/17)  
 Points: 2 (2x - s. Sacred Heart 10/20/17)  
 Multi-Point Games: 1  
 Point Streak: 2 games (2x - Oct. 19-20, 2017)  
 Most Recent Goal: 10/20/17 (W, 3-1 vs. Sacred Heart)

against Sacred Heart (Oct. 19).

**As a Junior**

- Scored his first goal of the season on the power play

**WEGWERTH'S CAREER STATS**

Season	GP	G	A	Points	Shots	Shot%	Pen-Min	+/-	PPG	SHG	GWG	Blk
2015-16	30	1	3	4	29	.034	9-18	-4	0	0	0	4
2016-17	33	7	4	11	52	.135	7-14	+2	3	0	0	5
2017-18	6	3	1	4	22	.136	1-2	0	1	0	0	3
<b>TOTAL</b>	<b>69</b>	<b>11</b>	<b>8</b>	<b>19</b>	<b>103</b>	<b>.107</b>	<b>17-34</b>	<b>-2</b>	<b>4</b>	<b>0</b>	<b>0</b>	<b>12</b>

<b>22</b>	<b>ANDREW PEEKE</b>	<b>SO.</b>	<b>DEFENSEMAN</b>
-----------	---------------------	------------	-------------------



Parkland, Florida  
Green Bay Gamblers (USHL)

**Career Highs**

Goals: 1 (at Northeastern 11/12/16)  
 Assists: 2 (3x - vs. Sacred Heart 10/20/17)  
 Points: 2 (5x - vs. Sacred Heart 10/20/17)  
 Multi-Point Games: 4  
 Point Streak: 3 games (Jan. 1 - Jan. 7, 2017)  
 Most Recent Goal: 1/21/17 (W, 3-0 vs. New Hampshire)

Sacred Heart (Oct. 19).

- Had two assists in Notre Dame's 3-1 win over Sacred Heart (Oct. 20).


**As a Sophomore**

- Notched his first point of the season with an assist versus

**PEEKE'S CAREER STATS**

Season	GP	G	A	Points	Shots	Shot%	Pen-Min	+/-	PPG	SHG	GWG	Blk
2016-17	40	4	10	14	56	.071	8-16	+9	0	0	1	95
2017-18	6	0	3	3	14	.000	1-2	+4	0	0	0	16
<b>TOTAL</b>	<b>46</b>	<b>4</b>	<b>13</b>	<b>17</b>	<b>70</b>	<b>.057</b>	<b>9-18</b>	<b>+13</b>	<b>0</b>	<b>0</b>	<b>1</b>	<b>111</b>

<b>23</b>	<b>LUKE NOVAK</b>	<b>SO</b>	<b>FORWARD</b>
-----------	-------------------	-----------	----------------



Waukesha, Wisconsin  
New Jersey Hitmen (USPHL)

**Career Highs**

Goals: N/A  
 Assists: N/A  
 Points: N/A  
 Multi-Point Games: N/A  
 Point Streak: N/A

**As a Sophomore**

- Made his Notre Dame debut in the 3-1 win over Sacred Heart (Oct. 20).

**NOVAK'S CAREER STATS**

Season	GP	G	A	Points	Shots	Shot%	Pen-Min	+/-	PPG	SHG	GWG	Blk
2017-18	1	0	0	0	1	.000	0-0	0	0	0	0	1
<b>TOTAL</b>	<b>1</b>	<b>0</b>	<b>0</b>	<b>0</b>	<b>-</b>	<b>-</b>	<b>0-0</b>	<b>0</b>	<b>0</b>	<b>0</b>	<b>0</b>	<b>1</b>

**24 LUKE RIPLEY SR. DEFENSEMAN**



Kitimat, British Columbia  
Powell River Kingsg (BCHL)

**Career Highs**

Goals: 1 (3x - vs. Northeastern 3/12/16)  
Assists: 1 (12x - at Providence 2/19/16)  
Points: 1 (15x - vs. Northeastern 3/12/16)  
Multi-Point Games: N/A  
Point Streak: 3 games (Jan. 31 - Feb. 7, 2015; 0-3-3)  
Most Recent Goal: 3/12/16 (L, 6-4 vs. Northeastern)

**As a Senior**

**RIPLEY'S CAREER STATS**

Season	GP	G	A	Points	Shots	Shot%	Pen-Min	+/-	PPG	SHG	GWG	Blk
2014-15	42	2	6	8	32	.062	15-30	+4	0	0	1	71
2015-16	37	1	6	7	40	.025	18-47	+12	0	0	0	56
2016-17	38	0	0	0	26	.000	20-40	-4	0	0	0	36
2017-18	2	0	0	0	-	-	0-0	0	0	0	0	-
<b>TOTAL</b>	<b>119</b>	<b>3</b>	<b>12</b>	<b>15</b>	<b>-</b>	<b>-</b>	<b>53-117</b>	<b>+12</b>	<b>0</b>	<b>0</b>	<b>1</b>	<b>163</b>

**25 DYLAN MALMQUIST JR. FORWARD**



Edina, Minnesota  
Edina High School

**Career Highs**

Goals: 2 (4x - vs. Providence 3/11/17)  
Assists: 2 (4x - vs. Alaska 1/1/17)  
Points: 3 (3x - at Minnesota Duluth 10/15/16)  
Multi-Point Games: 8  
Point Streak: 2 games (6x - March 25-26, 2017)  
Most Recent Goal: 3/11/17 (W, 5-2 vs. Providence)

series with a lower body injury.

**As a Junior**

- Missed the Alabama Huntsville, Denver and Sacred Heart

**MALMQUIST'S CAREER STATS**

Season	GP	G	A	Points	Shots	Shot%	Pen-Min	+/-	PPG	SHG	GWG	Blk
2015-16	36	11	6	17	59	.186	7-25	+9	2	0	2	7
2016-17	40	10	14	24	68	.147	10-20	+6	3	0	3	3
<b>TOTAL</b>	<b>76</b>	<b>21</b>	<b>20</b>	<b>41</b>	<b>-</b>	<b>-</b>	<b>17-45</b>	<b>+15</b>	<b>5</b>	<b>0</b>	<b>5</b>	<b>10</b>

**26 CAM MORRISON** **SO** **FORWARD**



Aurora, Ontario  
Youngstown Phantoms (USHL)

**Career Highs**

Goals: 2 (vs. UMass Lowell 3/26/17)  
Assists: 2 (vs. Arizona State 10/7/16)  
Points: 2 (6x - vs. UMass Lowell 3/26/17)  
Multi-Point Games: 6  
Point Streak: 3 games (Dec. 3-31, 2016; 1-3-4)  
Most Recent Goal: 10/14/17 (L, 4-2 vs. Denver)

Dame's 4-2 loss to No. 1 Denver (Oct. 14).

**As a Sophomore**

- Scored his first goal of the season in the third period of Notre

**MORRISON'S CAREER STATS**

Season	GP	G	A	Points	Shots	Shot%	Pen-Min	+/-	PPG	SHG	GWG	Blk
2016-17	40	12	12	24	83	.145	6-12	+5	5	0	1	8
2017-18	6	1	3	4	10	.100	0-0	-1	0	0	0	1
TOTAL	46	13	15	28	93	.140	6-12	+4	5	0	1	9

**27 BOBBY NARDELLA** **JR** **DEFENSEMAN**



Rosemont, Illinois  
Tri-City Storm (USHL)

**Career Highs**

Goals: 2 (vs. Arizona State 10/7/16)  
Assists: 2 (6x - vs. Sacred Heart 10/19/17)  
Points: 3 ((3x - at UMass 12/2/16)  
Multi-Point Games: 9  
Point Streak: 6 games (Jan 2-23, 2017; 2-10-12)  
Most Recent Goal: 10/6/17 (W, 5-3 vs. Alabama Huntsville)

win over Alabama Huntsville (Oct. 6) and then added an assist in the 4-0 game two win over the Chargers for a two-point weekend.

- Had two assists in game one against Sacred Heart (Oct. 19).

**As a Junior**

- Scored a power-play goal in Notre Dame's season-opening

**NARDELLA'S CAREER STATS**

Season	GP	G	A	Points	Shots	Shot%	Pen-Min	+/-	PPG	SHG	GWG	Blk
2015-16	35	4	20	24	69	.058	9-18	+9	1	0	1	20
2016-17	34	7	14	21	84	.083	9-26	+5	4	0	1	34
2017-18	6	1	5	6	8	.125	4-8	-3	1	0	0	5
TOTAL	75	12	39	51	161	.075	22-52	+11	6	0	2	59

**28 JACK JENKINS JR FORWARD**



Lake Bluff, Illinois  
 Fargo Force (USHL)

**Career Highs**

Goals: 1 (9x - vs. UMass Lowell 3/17/17)  
 Assists: 1 (6x - vs. Providence 3/10/17)  
 Points: 2 (vs. Providence 3/10/17)  
 Multi-Point Games: 1  
 Point Streak: 3 games (March 10-26, 2017)  
 Most Recent Goal: 3/17/17 (L, 5-1 vs. UMass Lowell @ TD Garden)

against Sacred Heart (Oct. 19).

**As a Junior**

- Notched his first point of the season with an assist

**JENKINS' CAREER STATS**

Season	GP	G	A	Points	Shots	Shot%	Pen-Min	+/-	PPG	SHG	GWG	Blk
2015-16	28	2	2	4	28	.071	1-2	-1	0	0	1	9
2016-17	36	7	5	12	88	.080	2-4	+1	0	0	2	24
2017-18	6	0	2	2	8	.000	0-0	-2	0	0	0	3
<b>TOTAL</b>	<b>70</b>	<b>9</b>	<b>9</b>	<b>18</b>	<b>124</b>	<b>.073</b>	<b>3-6</b>	<b>-2</b>	<b>0</b>	<b>0</b>	<b>3</b>	<b>36</b>

**29 BO BRAUER SR FORWARD**



Edina, Minnesota  
 Naniamo Clippers (BCHL)

**Career Highs**

Goals: 2 (vs. Arizona State 10/7/16)  
 Assists: 2 (vs. Providence 3/10/17)  
 Points: 2 (vs. Providence 3/10/17)  
 Multi-Point Games: 2  
 Point Streak: N/A  
 Most Recent Goal: 2/23/17 (T, 4-4 ot vs. Vermont)

Huntsville (Oct. 7), which was his first game of the season.

**As a Senior**

- Notched an assist in Notre Dame's 4-0 win over Alabama

**BRAUER'S CAREER STATS**

Season	GP	G	A	Points	Shots	Shot%	Pen-Min	+/-	PPG	SHG	GWG	Blk
2014-15	2	0	0	0	1	.000	1-2	0	0	0	0	-
2015-16	1	0	0	0	-	-	0-0	0	0	0	0	-
2016-17	26	3	2	5	12	.250	3-14	+3	1	0	0	1
2017-18	4	0	2	2	5	.000	0-0	+2	0	0	0	1
<b>TOTAL</b>	<b>33</b>	<b>3</b>	<b>4</b>	<b>7</b>	<b>-</b>	<b>-</b>	<b>4-16</b>	<b>+5</b>	<b>1</b>	<b>0</b>	<b>0</b>	<b>2</b>

**32 CALE MORRIS SO GOALTENDER**



Larkspur, Colorado  
Waterloo Black Hawks (USHL)

**Career Highs**

Saves: 30 (vs. Denver 10/14/17)  
Goals Against: 3 (2x - vs. Denver 10/14/17)  
Shutouts: N/A

- Stopped 24 of the 25 shots he faced against Sacred Heart to post his second career win (Oct. 20).


**As a Sophomore**

- Made 25 saves against Alabama Huntsville to earn the win in his first career start (Oct. 6).
- Made a career-high 30 saves in Notre Dame's 4-2 loss to Denver (last DU goal was an ENG).

**MORRIS'S CAREER STATS**

Goalie	GP-GS	Minutes	GA	GAvg	Saves	Save%	W	L	T	Sho	PPG	SHG
2016-17	1-0	19:43	1	3.04	7	.875	0	0	0	0.0	0	0
2017-18	3-3	179:32	7	2.34	79	.919	2	1	0	0.0	1	0
<b>TOTAL</b>	<b>4-3</b>	<b>199:15</b>	<b>8</b>	<b>2.41</b>	<b>86</b>	<b>.915</b>	<b>2</b>	<b>1</b>	<b>0</b>	<b>0.0</b>	<b>1</b>	<b>0</b>

**33 NICK SANFORD FR. GOALTENDER**



Morristown, New Jersey  
Boston Jr. Bruins (USPHL)

**Career Highs**

Goals: N/A  
Assists: N/A  
Points: N/A  
Multi-Point Games: N/A  
Point Streak: N/A

Posted three shutouts on the season.

His 16 wins tied for third in the league, while his .924 save percentage ranked sixth and his three shutouts tied for first.

**In the USPHL**

Played in 40 games for the Jr. Bruins, recording a 16-8-0 record to go along with finishing the season with a 2.31 goals against average and a .924 save percentage.

Earned USPHL Goaltender of the Week honors on December 5, 2016.

**SANFORD'S CAREER STATS**





Hockey Game Box Score (Final)
Alabama Huntsville vs #8 Notre Dame (Oct 06, 2017 at Notre Dame, Ind.)

Alabama Huntsville (0-1-0) vs. Notre Dame (1-0-0)
Date: Oct 06, 2017 • Location: Notre Dame, Ind. • Arena: Compton Family Arena
Attendance: 3885 • Start time: 7:35 PM • End time: 9:55 PM • Total time: 2:20

Table with columns: Prd, Time, Team, Scored by, Assists, Vis. on ice, Home on ice, Goals by Period, Shots by Period, Power Play Goals-Att (Sh), Penalties-Minutes by Prd, TEAM SUMMARY, GOALTENDERS, PENALTY SUMMARY.

Table with columns: Prd, Player, Team, Min/Offense, Time, Prd, Player, Team, Min/Offense, Time. Includes Win-Cale Morris (1-0-0) and Loss-Jordan Uhelski (0-1-0).

Hockey Game Box Score (Final)
Alabama Huntsville vs #8 Notre Dame (Oct 07, 2017 at Notre Dame, Ind.)

Alabama Huntsville (0-2-0) vs. Notre Dame (2-0-0)
Date: Oct 07, 2017 • Location: Notre Dame, Ind. • Arena: Compton Ice Arena
Attendance: 3412 • Start time: 7:05 PM • End time: 9:17 PM • Total time: 2:12

Table with columns: Prd, Time, Team, Scored by, Assists, Vis. on ice, Home on ice, Goals by Period, Shots by Period, TEAM SUMMARY, GOALTENDERS, PENALTY SUMMARY.

Table with columns: Prd, Player, Team, Min/Offense, Time, Prd, Player, Team, Min/Offense, Time. Includes Referee's signature.

Hockey Game Box Score (Final)
#1 Denver vs #4 Notre Dame (Oct 13, 2017 at Notre Dame, Ind.)

Denver (0-0-1) vs. Notre Dame (2-0-1)
Date: Oct 13, 2017 • Location: Notre Dame, Ind. • Arena: Compton Family Arena
Attendance: 4478 • Start time: 7:05 • End time: 9:40 pm • Total time: 2:35

Table with columns: Prd, Time, Team, Scored by, Assists, Vis. on ice, Home on ice, Goals by Period, Shots by Period, Power Play Goals-Att (Sh), Penalties-Minutes by Prd, TEAM SUMMARY, GOALTENDERS, PENALTY SUMMARY.

Table with columns: Prd, Player, Team, Min/Offense, Time, Prd, Player, Team, Min/Offense, Time. Includes Referee's signature.

Hockey Game Box Score (Final)
#1 Denver vs #4 Notre Dame (Oct 14, 2017 at Notre Dame, Ind.)

Denver (1-0-1) vs. Notre Dame (2-1-1)
Date: Oct 14, 2017 • Location: Notre Dame, Ind. • Arena: Compton Family Arena
Attendance: 4075 • Start time: 6:05 PM • End time: 8:33 PM • Total time: 2:28

Table with columns: Prd, Time, Team, Scored by, Assists, Vis. on ice, Home on ice, Goals by Period, Shots by Period, Power Play Goals-Att (Sh), Penalties-Minutes by Prd, TEAM SUMMARY, GOALTENDERS, PENALTY SUMMARY.

Table with columns: Prd, Player, Team, Min/Offense, Time, Prd, Player, Team, Min/Offense, Time. Includes Referee's signature.



Hockey Game Box Score (Final) Sacred Heart vs #5 Notre Dame (Oct 19, 2017 at Notre Dame, Ind.)

Sacred Heart (2-2-0, 0-0-0 AHA) vs. Notre Dame (2-2-1, 0-0-0 BIG)
Date: Oct 19, 2017 • Location: Notre Dame, Ind. • Arena: Compton Family Arena
Attendance: 3340 • Start time: 7:35 PM • End time: 9:48 PM • Total time: 2:13

Table with columns: Prd, Time, Team, Scored by, Assists, Vis. on ice, Home on ice, Goals by Period, Team, 1, 2, 3, Tot.

TEAM SUMMARY table with columns: #, Sacred Heart, 1, 2, 3, Tot, +/-, BI, #, Notre Dame, 1, 2, 3, Tot, +/-, BI.

GOALTENDERS table with columns: #, Sacred Heart, Dec, Min, GA, 1, 2, 3, Saves, #, Notre Dame, Dec, Min, GA, 1, 2, 3, Saves.

PENALTY SUMMARY table with columns: Prd, Player, Team, MinOffense, Time, Prd, Player, Team, MinOffense, Time.

Win-Magnus, Brett (2-1-0). Loss-Dylan St. Cyr (1-1-1).

Hockey Game Box Score (Final) Sacred Heart vs #5 Notre Dame (Oct 20, 2017 at Notre Dame, Ind.)

Sacred Heart (2-3-0, 0-0-0 AHA) vs. Notre Dame (3-2-1, 0-0-0 BIG)
Date: Oct 20, 2017 • Location: Notre Dame, Ind. • Arena: Compton Family Arena
Attendance: 4007 • Start time: 7:35 PM • End time: 9:56 PM • Total time: 2:21

Table with columns: Prd, Time, Team, Scored by, Assists, Vis. on ice, Home on ice, Goals by Period, Team, 1, 2, 3, Tot.

TEAM SUMMARY table with columns: #, Sacred Heart, 1, 2, 3, Tot, +/-, BI, #, Notre Dame, 1, 2, 3, Tot, +/-, BI.

GOALTENDERS table with columns: #, Sacred Heart, Dec, Min, GA, 1, 2, 3, Saves, #, Notre Dame, Dec, Min, GA, 1, 2, 3, Saves.

PENALTY SUMMARY table with columns: Prd, Player, Team, MinOffense, Time, Prd, Player, Team, MinOffense, Time.

Win-Cale Morris (2-1-0). Loss-Perry, Nathan (0-2-0).

Referee's signature