

# 2005-06 NOTRE DAME MEN'S BASKETBALL



Notre Dame Fighting Irish (9-4, 0-2)

vs.

(- /24) Syracuse Orange (13-2, 1-0)



Wednesday, January 11, 2006 • 7:00 p.m. (EST)

Joyce Center (11,418) • Notre Dame, Ind.

## 2005-06 Notre Dame Men's Basketball (9-4, 0-2)

### NOVEMBER

3	Thur.	LEWIS (Exhibition)	W, 59-40
11	Fri.	QUINCY (Exhibition)	W, 80-53
20	Sun.	LAFAYETTE	W, 84-66
22	Tue.	HOFSTRA	W, 69-50
26	Sat.	vs. North Carolina State!	L, 48-61

### DECEMBER

3	Sat.	MICHIGAN (ESPN2)	L, 67-71
7	Wed.	at Alabama (22/19) (ESPN)	W, 78-71
10	Sat.	FLORIDA INTERNATIONAL	W, 81-47
18	Sun.	at IPFW	W, 65-63
21	Wed.	NIAGARA	W, 80-59
23	Fri.	COLUMBIA	W, 75-68
28	Wed.	FORDHAM	W, 85-49
30	Fri.	WOFFORD	W, 74-71

### JANUARY

4	Wed.	at Pittsburgh * (22/20)	L, 97-100 (2 OT)
7	Sat.	at DePaul *	L, 67-73
11	Wed.	SYRACUSE * (ESPN2)	7:00 p.m. (EST)
14	Sat.	PROVIDENCE * (ESPN)	6:00 p.m. (EST)
20	Fri.	at Marquette * (ESPNU)	9:00 p.m. (EST)/8:00 p.m. (CST)
24	Tue.	GEORGETOWN * (ESPNU)	7:00 p.m. (EST)
28	Sat.	VILLANOVA * (ESPN2)	7:00 p.m. (EST)

### FEBRUARY

1	Wed.	at West Virginia * (ESPN)	7:00 p.m. (EST)
4	Sat.	at Louisville * (ESPN)	12:00 p.m. (EST)
8	Wed.	RUTGERS * (ESPN Classic)	7:30 p.m. (EST)
15	Wed.	SOUTH FLORIDA *	7:30 p.m. (EST)
18	Sat.	at Seton Hall *	7:30 p.m. (EST)
21	Tue.	at Connecticut *	7:00 p.m. (EST)
25	Sat.	MARQUETTE * (ESPNU)	6:00 p.m. (EST)

### MARCH

1	Wed.	at Providence * (ESPN)	7:30 p.m. (EST)
4	Sat.	DEPAUL * (ESPN)	4:00 p.m. (EST)
8-11	Wed.-Sat.	BIG EAST Championship (Madison Square Garden)	TBA
16-19	Thur.-Sun.	NCAA First and Second Rounds	
23-26	Thur.-Sun.	NCAA Regional	

### APRIL

1 & 3	Sat. & Mon.	NCAA Final Four (RCA Dome - Indianapolis, Ind.)	7:30 p.m. (EST)
-------	-------------	--	-----------------

\* - indicates BIG EAST game

! - John R. Wooden Tradition (Conseco Fieldhouse - Indianapolis, Ind.)

( ) - indicates Associated Press and ESPN/USA Today rankings at time of game

## Broadcast Information

**Television:** ESPN2 — Dan Shulman (play-by-play analyst) and Len Elmore (color analyst)

**Radio:** Jack Lorri (play-by-play) and Jack Nolan (color analyst).

Notre Dame Sports Properties originates the Notre Dame Radio Network which includes: ESPN Radio in Chicago (Chicagoland area and Midwest); WZOW 97.7 FM and 102.3 FM in South Bend, Ind.; ESPN 950 AM in Indianapolis, Ind.; WGL 1250 AM in Fort Wayne, Ind. and Northeast, Ind.; WLUV 96.7 AM in Rockford and DeKalb, Ill. and Beloit and Janesville, Wis.; WEFM 95.9 FM in Michigan City and Gary, Ind.; ESPN (WRSW) 1480 AM in Warsaw, Ind.; WAMW 107.9 FM and 1580 AM in Washington, Ind.; and [www.und.com](http://www.und.com).

**Real-Time Stats:** Live in-game statistics are available for all home games, via the Notre Dame athletic website ([www.und.com](http://www.und.com)).

## Tonight's Game:

Notre Dame looks to end its two-game losing streak tonight when the Irish play host to Syracuse in their BIG EAST home opener ... Notre Dame opened up the conference portion of its season with losses on the road at Pittsburgh (100-97 in double overtime) and DePaul (63-57) ... Syracuse heads into the game having won seven of the last eight meetings ... The Orange own a 9-3 mark at the Joyce Center and have been victorious in each of their last five outings at Notre Dame ... Notre Dame's last win against Syracuse at the Joyce Center was a 74-60 victory on Jan. 23, 2001 ... The current two-game losing streak matches the longest of the season when the Irish suffered setbacks to North Carolina State (61-48) and Michigan (71-67) ... Tonight's matchup will be the only regular-season meeting between the two teams ... Since the 1999-2000 campaign, the two schools have faced each other twice each year during the regular season ... Prior to losing to both Pittsburgh and Syracuse, Notre Dame had owned a seven game win streak ... It was the longest for an Irish team since the 2002-03 campaign ... Beginning with tonight's contest, Notre Dame will play four of its next five games at the Joyce Center ... The lone remaining road game during the month of January will be against Marquette on Fri., Jan. 20.

## Irish Look For First Conference Win of 2005-06:

When the Notre Dame takes on Syracuse this evening, they will be looking to avoid the second 0-3 BIG EAST start in the school's 11 years in the league ... The worst conference start in school history came in 1995-96 - Notre Dame's first season in the BIG EAST - when the Irish dropped six consecutive games to Rutgers, Connecticut, Villanova, Boston College, Pittsburgh and Georgetown.

## Always In The Mix:

Notre Dame may be losers of seven of its last eight games versus the Orange, but that figure doesn't tell the whole story ... Those seven losses have come by just a combined 37 points, or an average of 5.3 per game ... Five of those seven losses have been by five points or less and three have been by three points or less.

## TONIGHT'S PROBABLE STARTING LINEUP

No.	Player	Pos	Ht.	Wt.	Yr.	2005-06 Statistics		
						PPG.	RPG	Notes
34	Torin Francis	F	6-11	252	Sr.	12.8	9.3	Owens 27 career double-doubles, including four this season
40	Luke Zeller	F/C	6-11	240	Fr.	5.2	5.0	Averaging six points and six rebounds per game in conference play
15	Colin Falls	G	6-5	204	Jr.	12.6	2.1	Poured in a season-high 26 points on a career-high eight field goals vs. DePaul
2	Chris Quinn	G	6-2	185	Sr.	16.3	3.8	13th player in Notre Dame history with more than 300 assists
43	Russell Carter	G	6-4	223	Jr.	9.8	4.8	One of four Irish players with seven rebounds in the game at DePaul

### OFF THE BENCH

No.	Player	Pos	Ht.	Wt.	Yr.	2005-06 Statistics		
						PPG.	RPG	Notes
11	Rick Cornett	F	6-9	244	Sr.	5.3	3.2	Chipped in nine points and eight boards in the Fordham game
23	Kyle McAlarney	G	6-1	200	Fr.	6.8	1.2	Has scored in double figures in four of his last six games
24	Chris Murphy	G	6-7	216	Sr.	0.6	0.6	Second-year walk-on scored first career points vs. Fordham
31	Rob Kurz	F	6-9	238	So.	5.5	4.8	Blocked a career-high five shots in win over Wofford and grabbed eight boards
33	Zach Hillesland	G	6-9	226	Fr.	0.8	0.4	Scored first four collegiate points in the win over Niagara
35	Kieran Piller	G	6-2	190	Jr.	1.0	0.0	First-year walk-on sank two free throws against Fordham
42	Ryan Ayers	G/F	6-8	203	Fr.	0.7	0.6	Has played in 10 games

### Tonight's Storylines ....

... Notre Dame will be looking to snap a four-game losing streak to the Orange at the Joyce Center ... Syracuse is 9-3 in its 12 appearances at the Joyce Center ... The last Irish win at home was 74-60 victory on January 23, 2001..

... In his last two outings against Pittsburgh and DePaul, Chris Quinn is averaging 26.5 points, 9.0 assists and 4.0 rebounds.

... Since holding Fordham to 28.4 percent shooting from the field (a season-low by an Irish opponent), Notre Dame's last three opponents (Wofford, Pittsburgh and DePaul) have shot a combined 79-177 (44.6 percent).

### ESPN/USA Today (Week of Jan. 9)

		LW
1.	Duke	1
2.	Florida	5
<b>3.</b>	<b>Villanova</b>	<b>3</b>
<b>4.</b>	<b>Connecticut</b>	<b>2</b>
5.	Memphis	4
6.	Illinois	6
7.	Gonzaga	9
8.	Indiana	15
9.	Texas	16
<b>10.</b>	<b>Louisville</b>	<b>8</b>
<b>11.</b>	<b>Pittsburgh</b>	<b>20</b>
12.	UCLA	17
13.	Washington	10
14.	Boston College	11
15.	Michigan State	7
16.	Ohio State	18
17.	Wisconsin	24
<b>18.</b>	<b>North Carolina St.</b>	<b>12</b>
19.	George Washington	19
20.	North Carolina	25
21.	Maryland	12
22.	Oklahoma	14
23.	West Virginia	NR
<b>24.</b>	<b>Syracuse</b>	<b>NR</b>
25.	Arizona	NR

**bold indicates games against 2005-06 opponents**

### Quinn Feeling Generous:

Senior co-captain Chris Quinn has been on a scoring tear of late, averaging 19.0 points per game over his last five outings, but he has been just as adept at helping his teammates find scoring opportunities ... Over that same five-game stretch, Quinn is averaging 8.2 assists ... Those numbers are on par with former Irish great Chris Thomas' best five game total - a 9.6 assist per game stretch during his freshman year ... For the season, Quinn is handing out dimes at a rate of 6.5 per game.

### When The Going Gets Tough:

Down by nine points — 73-64 — with only 35 seconds on the clock at the end of regulation Wednesday night against Pittsburgh, things looked bleak for the Irish until they reeled off a 10-3 run on the strength of 10 points from senior guard Chris Quinn to tie the game at 77 when the horn sounded ... In the first overtime period, the Irish found themselves on the wrong end of an 88-81 deficit with 1:28 to play, but clawed back with a 12-5 run, including eight points from Quinn, to send the game into a second extra frame before succumbing to the Panthers.

### A 'Quinn'tessential Performance:

Senior co-captain Chris Quinn's career-high 37 points against Pittsburgh in Notre Dame's double-overtime nailbiter on Jan. 4 were a single-game record for the Petersen Events Center (the Panthers' home arena) ... From the 4:02 mark of the first half — when the Irish were down 64-55 — Quinn scored 19 straight Notre Dame points to bring them within three, 77-74, with 14 seconds left in regulation and then picked up the assist on Colin Falls' game-tying three-point goal in regulation ... On top of those gaudy scoring numbers, Quinn also tied a career-high by dishing out nine assists and chipped in six rebounds. Quinn also set personal bests in field goals (12), field goals attempted (23) and minutes played (49) in the contest ... The 37 points also was a Petersen Events Center single-game record ... The point total matched Pat Garrity's 37-point performance against Seton Hall on Jan. 17, 1998 and Troy Murphy's 37-point effort against Rutgers on Jan. 6, 2001 as the most points scored by an Irish player in a BIG EAST game ... It also was the first 30-point plus effort by a Notre Dame player since Chris Thomas scored 39 points against Saint Louis in the second round of the NIT on March 22, 2004.

### Quinn Earns BIG EAST Honor Roll Honors:

Despite an 0-2 week for the Irish, Chris Quinn was named to the BIG EAST Weekly Honor Roll after averaging 26.5 points, 9.0 assists and 4.0 rebounds in losses to Pittsburgh and DePaul ... In the double-overtime loss to the Panthers, he set career highs in points (37), field goals (12), field goals attempted (23) and minutes played (49) and tied his career-high with nine assists ... He scored 16 straight points in the contest and then dished off an assist on Colin Falls' three-point

goal that sent the contest into overtime ... Three days later, he poured in 16 points and handed out nine assists to lead an Irish comeback that ultimately fell short ... His recognition to the Honor Roll marked the fifth such honor for the Irish this season ... Torin Francis has garnered the recognition twice, while Rob Kurz and Kyle McAlarney have each been named to the team once.

**Opponents Take Notice:**

Freshman Kyle McAlarney has scored double figures in four of the last six Notre Dame games ... The Irish rookie has played in all 13 contests (made one start when Chris Quinn missed the IPFW game with an ankle injury) and is the fifth-leading scorer, averaging 6.8 points (best among players coming off the bench) and shooting 50.0 percent from the field ... McAlarney had scored in double-figures in four straight games before the Pittsburgh contest ... The last freshman to have four consecutive double-figure scoring outings was Chris Thomas in 2001-02 when he had streaks of nine and seven straight games in double figures ... McAlarney has averaged 9.2 points (55 points) and 2.5 assists (15 assists) in the last six games and is shooting 18-28 from the field (.643) and is 13-23 (.565) from three-point range.

**Quinn Back In Form:**

Notre Dame was forced to play without starting point guard Chris Quinn against IPFW on Dec. 18 due to an ankle injury suffered in practice, but the senior co-captain is averaging 16.7 points, 4.3 rebounds and 7.7 assists per game since his return ... In Quinn's first game back, he took the court against Niagara and registered five points, five assists and four rebounds ... Just one game later, Quinn led the Irish to victory over Columbia with 18 points and eight assists ... He nearly claimed the school's second-ever triple-double in the Fordham game, netting 14 points, nine rebounds and eight assists ... The IPFW game marked just the second time in his career that Quinn missed a game and was forced to the sidelines with an injury ... Against Wofford, he scored 10 points, dished off seven assists and grabbed two rebounds ... The senior had arguably the best game of his career against Pittsburgh, scoring a career-high 37 points and matching his career best with nine assists to go along with six rebounds ... He scored 16 points and handed out nine helpers at DePaul on Saturday Last season, he missed the final game of the year (versus Holy Cross in the first round of the National Invitation Tournament) ... Prior to that game, he had played in 94 consecutive outings ... Overall, he has played 106 of 108 games and earned 65 career starts.

**Associated Press  
(Week of Jan. 9)**

		LW
1.	Duke	1
2.	Florida	5
<b>3.</b>	<b>Villanova</b>	<b>3</b>
<b>4.</b>	<b>Connecticut</b>	<b>2</b>
5.	Memphis	4
6.	Gonzaga	8
7.	Illinois	6
8.	Texas	15
9.	Indiana	16
<b>10.</b>	<b>Louisville</b>	<b>9</b>
11.	UCLA	17
<b>12.</b>	<b>Pittsburgh</b>	<b>22</b>
13.	Washington	10
14.	Michigan State	7
15.	Boston College	11
<b>16.</b>	<b>West Virginia</b>	<b>24</b>
17.	George Washington	20
18.	North Carolina St.	13
19.	Ohio State	18
20.	North Carolina	25
21.	Wisconsin	NR
22.	Oklahoma	12
23.	Maryland	14
24.	Arizona	21
25.	Cincinnati	NR

**bold indicates games against 2005-06 opponents**

**BIG EAST Bites ....**

**BIG EAST ROAD RECORDS IN LEAGUE PLAY  
SINCE 2000-01\***

Team	Record
Pittsburgh	24-16 (.600)
Syracuse	22-18 (.550)
Connecticut	22-19 (.537)
<b>NOTRE DAME</b>	<b>21-21 (.500)</b>
Georgetown	18-23 (.439)
Villanova	18-24 (.429)
Providence	17-25 (.405)
West Virginia	13-30 (.302)
Seton Hall	11-30 (.268)
St. John's	8-33 (.195)
Rutgers	3-37 (.075)

\*does not include Cincinnati, DePaul, Louisville, Marquette and South Florida

**IRISH ONE OF BIG EAST'S BEST DURING  
LAST FIVE SEASONS**

Since Mike Brey's arrival, Notre Dame owns one of the BIG EAST's best regular-season records.

	Record
Pittsburgh	57-24 (.704)
Connecticut	57-25 (.695)
Syracuse	55-26 (.679)
<b>NOTRE DAME</b>	<b>49-33 (.597)</b>
Villanova	41-41 (.500)
Providence	40-42 (.488)
Georgetown	39-43 (.476)
Seton Hall	35-47 (.427)
West Virginia	30-52 (.366)
St. John's	28-54 (.341)
Rutgers	25-56 (.309)

**Points Aplenty:**

With their 85-49 win over Fordham — their largest margin of victory (36 points) this season — the Irish have topped the 80-point mark five times in 12 games this season ... Last year, Notre Dame reached the 80-point plateau only once — an 88-73 win over Marist on Dec. 22, 2004 ... The last time the Irish scored 80 or more points at least four times in one season was 2003-04, when they accomplished the feat six times but didn't collect their fourth 80-point outing until their 20th game ... The last team to score 80-plus points in four games faster than this year's Notre Dame team was the 2002-03 Irish squad, who only needed nine games to reach the mark ... The 36-point margin of victory against Fordham on Dec. 28 was the largest for an Irish team since a 44-point win against IUPUI on Nov. 18, 2002.

**Irish Cut It Loose Against Fordham:**

The 85 points Notre Dame scored in their 85-49 victory over Fordham on Dec. 28 were their most in a game this season that ended in regulation ... The last time the Irish scored that many points was the 88 they put up in a win over Marist on Dec. 22, 2004 — a span of more than one year ... However, the Irish have scored 85-plus points in 34 games during the Mike Brey era.

**Close Calls:**

Just 12 games into the season, Notre Dame has already played in seven games that have been decided by seven or fewer points ... The Irish are 4-3 in those contests, with the losses coming against Michigan 71-67 on Dec. 3, at Pittsburgh 100-97 in double overtime on Jan. 4 and at DePaul on Jan. 7 ... Notre Dame was involved in 15 games last season that were decided by seven points or less ... The Irish finished with a 9-6 record in those contests.

**Francis Ranks Among Best In Double-Doubles:**

Senior co-captain Torin Francis' 27 career double-doubles rank him 10th in school history ... While LaPhonso Ellis' record of 54 double-doubles may be out of reach, Francis is within striking distance of some

of Notre Dame's greatest players as he continues to climb the list:

1. LaPhonso Ellis	54
2. Bob Whitmore	47
3. Walt Sahn	46
4. Bob Arnzen	45
Troy Murphy	45
6. Collis Jones	43
7. Adrian Dantley	39
8. Ron Reed	34
9. Ryan Humphrey	31
10. <b>Torin Francis</b>	27
11. Tom Hawkins	26*
12. Keith Robinson	22
13. Austin Carr	21
Pat Garrity	21
15. Sid Catlett	15

\*Rebound statistics were not kept in 1956-57, Hawkins' first year of competition.

**Rookie Ball:**

With Chris Quinn out of the lineup against IPFW due to an injury, freshman Kyle McAlarney started at point guard for the Irish ... Also in the starting lineup was another first-year player, Luke Zeller ... Zeller has been in the starting rotation for the last four games since earning his first career start against Alabama ... The last time two freshmen were in the starting lineup in the same game was during the 2001-02 campaign when Chris Thomas and Jordan Cornette made starts together six different times throughout the season.

**Series Record vs. Syracuse:**

Tonight's game is the 36th meeting between the two schools, and Syracuse leads the series 20-15 ... The Irish have won two of the last five meetings, but Syracuse took a pair of wins last season ... Notre Dame's last home win in the series came on Jan. 23, 2001, when the Irish posted a 74-60 victory.

**Double Delight:**

In the win over IPFW, Notre Dame had two players register double-doubles in the same game ... Torin Francis recorded his third double-double of the season with 24 points and 11 rebounds, while teammate Russell Carter earned his first career double-double with an 11-point and 14-rebound effort ... The 14 boards were a career high for Carter ... Ironically, the last time two Irish players posted double-doubles in the same game was against the Mastodons in a 73-45 victory on Nov. 23, 2004 ... In the contest, Chris Thomas finished with 10 points and 11 assists, while Dennis Latimore had 12 points and 11 rebounds.

**En Fuego:**

Torin Francis has scored in double figures in eight of his last 12 games and grabbed 10-plus rebounds in six games overall this season ... Francis currently is averaging 12.8 points and 9.3 rebounds per game and is shooting 55.1 percent from the field.

**Francis Collects 800th Rebound:**

With his nine rebounds against Pittsburgh, Torin Francis became just the 11th player in Notre Dame history to grab 800 rebounds ... Francis stands 11th on the all-time Irish rebounding charts and needs just 37 more to move into 10th on the all-time list ... Currently ahead of him is Adrian Dantley who had 843 boards in three seasons at Notre Dame.

**Double The Pleasure:**

Torin Francis' 22 points and 13 rebounds against Michigan marked his second straight double-double following a 13-point and 11-rebound effort against North Carolina State ... It also marked the third time in four games that he had grabbed 10-plus rebounds (he also had 14 in the season opener against Lafayette) ... Francis only recorded back-to-back double-doubles once last season — 16 pts./10 rebs. vs. Pittsburgh and 21 pts./13 rebs. vs. Rutgers ... He nearly had a double-double against Alabama finishing with 14 points and nine rebounds ... His third double-double of the season came against IPFW as he netted a season-high 24 points (one off of his career high) and grabbed 11 rebounds ... He registered his fifth of the season in Notre Dame's win over Wofford as he scored

**Series Record vs. Syracuse**

Syracuse leads 20-15

Home: 7-10, Away: 8-10, Neutral: 0-2

Date	Site	Result	Score
2-12-14	Syracuse, NY	L	14-50
3-2-31	Syracuse, NY - ot	L	23-28
2-10-32	Notre Dame, IN	W	26-18
1-20-36	Syracuse, NY	W	46-43
1-18-37	Notre Dame, IN	W	52-31
2-13-39	Syracuse, NY - ot	W	35-34
1-6-40	Notre Dame, IN	W	33-29
1-20-41	Syracuse, NY - ot	W	54-49
1-12-42	Notre Dame, IN	W	51-35
2-9-85	Notre Dame, IN	L	62-65
2-8-86	Syracuse, NY	W	85-81
1-21-89	Notre Dame, IN	L	87-99
2-17-90	Syracuse, NY	W	66-65
2-9-91	Notre Dame, IN	L	69-70
2-15-92	Syracuse, NY	W	101-98
3-2-96	Syracuse, NY	L	67-71
3-6-96	New York, NY*	L	55-76
1-2-97	Notre Dame, IN	W	69-52
1-18-97	Syracuse, NY	W	73-58
3-5-97	New York, NY*	L	66-84
1-21-98	Notre Dame, IN	W	83-63
12-29-99	Notre Dame, IN	L	63-75
2-17-99	Syracuse, NY	L	65-71
1-16-00	Syracuse, NY	L	57-80
3-1-00	Notre Dame, IN	L	71-73
1-2-01	Syracuse, NY	L	70-79
1-23-01	Notre Dame, IN	W	74-60
1-14-02	Syracuse, NY	L	51-56
2-17-02	Notre Dame, IN	L	65-68
2-15-03	Syracuse, NY	L	80-82
3-4-03	Notre Dame, IN	L	88-92
1-17-04	Notre Dame, IN	L	70-81
2-16-04	Syracuse, NY	W	84-72
1-10-05	Notre Dame, IN	L	61-70
2-5-05	Syracuse, NY	L	57-60

\* - BIG EAST Tournament

Scoring	Total	Average
Notre Dame	2173	58.7
Syracuse	2218	59.9

**Current Win Streak:** Syracuse, 2 games

**Brey vs. Syracuse:** 2-8

**ND Biggest Win:** 20 (83-63 on 1-21-98)

**Syracuse Biggest Win:** 36 (50-14 on 2-12-14)

**ND Biggest Win Streak:** 7 (from 1932-42)

**Syracuse Biggest Win Streak:** 5 (from 1999-01 and from 2002-04)

12 points and grabbed 11 boards ... Francis has scored in double figures in 57 career games, netted 20-plus points in 21 contests and registered 27 career double-doubles (good for 10th in school history).

**The Irish All-Time:**

The 2005-06 men's basketball campaign marks the 101st season of basketball and 11th as a member of the BIG EAST Conference ... In 100-plus seasons, Irish teams have posted a 1574-867 record for a .645 winning percentage ... In BIG EAST play, Notre Dame owns an 84-86 (.494) record all-time in conference regular-season play.

**The Captains:**

Guard Chris Quinn and forward Torin Francis have been named captains for the 2005-06 season, marking the second straight year that the two have served as captains ... The duo becomes the 11th and 12th players to serve as two-time captains.

**Postseason Trend:**

Since 2000, Notre Dame has appeared in either the NCAA or NIT tournaments each of the last six years ... The Irish played in the 2000 NIT and then earned three consecutive NCAA tournament berths — 2001, '02 and '03 — followed by NIT appearances in '04 and '05 ... This is the longest stretch of postseason appearances for Irish teams since making eight consecutive postseason trips from 1983-90 — (NIT in 1983 and '84 and NCAA from 1985-90).

### December Delight:

Notre Dame posted a 7-1 record during the month of December ... It marked the most wins under head coach Mike Brey that an Irish team had won during the month of December as well being the most games played ... Notre Dame's best record under Brey during the month of December was 6-0 during the 2002-03 campaign.

### Home Sweet Home:

Since the inaugural season in 1968-69 at the Joyce Center, Notre Dame owns a 451-136 record all-time for a .768 winning percentage ... The Irish are 66-23 (.742) at the Joyce Center during Mike Brey's five seasons, and since the 1996-97 campaign, they own a 114-38 mark for a .750 winning percentage ... Notre Dame's 13-5 mark a year ago at home marked the seventh time in eight years that the Irish won 10 or more home games.

### Welcome To The Club:

With his career-high 26-point performance against Michigan on Dec. 3, Chris Quinn became the 44th player in Notre Dame basketball history to score 1,000 career points ... In 106 (he played in his 100th career game against Florida International) career outings, Quinn has scored 1,136 points for a 10.7 career scoring average.

### Francis Gets To 1,000:

With his first basket of the game against Florida International on Dec. 10, Torin Francis became the 45th player in Notre Dame basketball history to score 1,000 points, joining teammate Chris Quinn who just a week earlier reached the mark against Michigan on December 3 ... In 96 career games, Francis has scored 1,098 points and owns an 11.4 career scoring average.

### 1,000-Point Duo:

Teammates Chris Quinn and Torin Francis became the 44th and 45th players, respectively, in Notre Dame basketball history to reach the 1,000-point plateau ... The senior co-captains reached the mark on successive Saturday outings ... Francis has 1,098 career points in 96 outings for an 11.4 average, while Quinn has scored 1,136 points in 106 games in an Irish uniform for a 10.7 career average ... The last time two players from the same class scored 1,000 points was Notre Dame's Class of 2002 — Troy Murphy and David Graves ... Murphy had reached the 1,000-point mark in his sophomore season and finished his career with 2,011 points before leaving after his junior year for the NBA ... In 94 career games, he averaged 21.4 points per game ... Graves finished his career with 1,746 points and reached the 1,000-point mark in his junior year (2000-01), the same season that Murphy topped the 2,000-point mark.

### Quinn and Francis In Elite Company:

Senior forward Torin Francis collected his 700th career rebound in the season opener versus Lafayette and reached the 800-rebound mark against Pittsburgh on Jan. 4 ... With 1,088 points, he is the 10th player in Notre Dame history to collect 1,000 career points and 800 career rebounds, joining this select company:

- Adrian Dantley (2,223 points, 843 rebounds)
- Troy Murphy (2,011 points, 924 rebounds)
- Tom Hawkins (1,820 points, 1,318 rebounds)
- Bob Arnzen (1,665 points, 944 rebounds)
- Bob Whitmore (1,580 points, 1,043 rebounds)
- LaPhonso Ellis (1,505 points, 1,075 rebounds)
- Collis Jones (1,367 points, 884 rebounds)
- Ron Reed (1,153 points, 872 rebounds)
- Walt Sahn (1,077 points, 1,146 rebounds)

Francis' classmate Chris Quinn dished out his 300th career assist in the win over Wofford ... With 1,120 career points to his credit, the Dublin, Ohio, native is the eighth player in Notre Dame history to score 1,000 points and hand out 300 assists, entering into this select company:

- Chris Thomas (2,195 points, 833 assists)
- David Rivers (2,058 points, 586 assists)
- Matt Carroll (1,850 points, 314 assists)
- David Graves (1,746 points, 340 assists)

### **2005-06 BIG EAST STANDINGS**

(through games of Jan. 9)

	<b>Overall Record</b>	<b>BIG EAST Record</b>
Pittsburgh	12-0	1-0
Syracuse	13-2	1-0
Georgetown	10-2	2-0
Rutgers	11-3	1-0
West Virginia	10-3	2-0
Cincinnati	13-3	2-1
Connecticut	13-1	1-1
Villanova	10-1	1-1
Louisville	12-2	1-1
Marquette	11-4	1-1
Seton Hall	9-4	1-1
DePaul	8-5	1-1
<b>NOTRE DAME</b>	<b>9-4</b>	<b>0-2</b>
Providence	7-6	0-2
St. John's	7-6	0-2
South Florida	6-9	0-2

### Player of the Week

Nov. 21	Roy Hibbert (GU)
Nov. 28	Denham Brown (UC)
Dec. 5	Quincy Douby (RU) Randy Foye (VU)
Dec. 12	Taquan Dean (UL)
Dec. 19	Gerry McNamara (SU)
Dec. 26	Rashad Anderson (UC) Kevin Pittsnogle (WVU)
Jan. 2	Kevin Pittsnogle (WVU)
Jan. 9	Eric Hicks (UC) Steve Novak (Marquette)

### Rookie of the Week

Nov. 21	Dominic James (MU)
Nov. 28	Jerel McNeal (DU)
Dec. 5	Anthony Farmer (RU)
Dec. 12	Devan Downey (UC)
Dec. 19	Devan Downey (UC)
Dec. 26	Geoff McDermott (PC)
Jan. 2	Sam Young (UP)
Jan. 9	Wilson Chandler (DU)

- Elmer Bennett (1,488 points, 516 assists)
- John Paxson (1,366 points, 411 assists)
- Rich Branning (1,232 points, 466 assists)

### Shuffling The Starting Five:

Through the first nine games of this season, Notre Dame head coach Mike Brey has used four different starting lineups, each with varying results ... Senior forward Torin Francis and junior guards Colin Falls and Russell Carter have been mainstays in the Irish starting lineups.

Lineup	Record
Quinn, Falls, Carter, Kurz, Francis	2-2
Quinn, Falls, Carter, Zeller, Francis	5-2
McAlearney, Falls, Carter, Zeller, Francis	1-0
Quinn, Falls, Carter, Cornett, Francis	1-0

### Where Charity Prevails:

Notre Dame converted a season-high 89.5 percent from the foul line against IPFW as the Irish connected on 17 of 19 attempts ... After shooting just 53.8 percent from the line in the third game of the season against North Carolina State, the Irish are 147-200 from the charity stripe (73.5 percent) ... The 45 free throws attempted by Notre Dame in their win over Columbia constitute a high mark in the Mike Brey era ... As a team, Notre Dame is 203-279 (72.8 percent), while opponents are 138-210 (65.7 percent).

### Hitting The Boards:

Notre Dame owns a +4.8 advantage over its opponents on the boards as the Irish are averaging 39.3 rebounds per game, compared to just 34.5 by their opponents ... Notre Dame has outrebounded nine of their last 11 opponents and has been on the plus side of the rebounding in 10 of 13 games this season ... The only teams to outrebound the Irish are Hofstra (40-39), Columbia (39-37) and Pittsburgh (51-43), with the Irish owning a 2-1 record in those games ... Notre Dame has outrebounded five opponents — Lafayette (43-29), North Carolina State (38-27), IPFW (40-29), Fordham (43-31) and Wofford (37-26) by double digits ... Notre Dame had a streak of outrebounding opponents come to an end at six games against Columbia ... The last time an Irish team outrebounded at least six straight opponents was a stretch that spanned the 1999-00 and 2000-01 seasons when they bested nine straight teams on the boards: Georgetown (51-29), Rutgers (35-28), Miami (Fla.) (31-29), Michigan (30-26), Xavier (40-31), BYU (29-22), Penn State (38-25), Wake Forest (37-32) and Sacred Heart (48-33) ... The Irish held Fordham to 13 defensive rebounds, the lowest total in the Mike Brey era ... In a testament to their team rebounding prowess, four Irish players - Torin Francis, Luke Zeller, Russell Carter and Rob Kurz - all had seven rebounds at DePaul to help the Irish win the rebound battle 36-35.

### New Faces In Irish Starting Lineup:

When the starting five took the court for Notre Dame's season-opening game against Lafayette, two of the Irish players were relatively new additions to the starting lineup ... Junior guard Russell Carter made just his second career start, while sophomore Rob Kurz was in the starting lineup for the first time in his collegiate career and has started four games overall this season ... In contrast, the other three Irish starters — senior guard Chris Quinn, senior forward Torin Francis and junior guard Colin Falls — carried 166 combined starts into the 2005-06 opener ... Freshman Luke Zeller has six games, while another rookie, Kyle McAlearney was in the starting five against IPFW in place of injured co-captain Chris Quinn ... Senior Rick Cornett earned his second career start, and first of the season, in the Columbia game.

### For The Defense:

Notre Dame's defense has yielded just 849 points in its first 13 games for an average of 65.3 points per game ... Last season, the Irish held opponents to just 64.1 points per contest, the fewest in head coach Mike Brey's five seasons ... Notre Dame has held three opponents to 50 points and under — (Hofstra, Florida International and Fordham).

### McAlearney Magic:

Freshman Kyle McAlearney has played in all 13 games for the Irish and is averaging 6.8 points and 1.2 rebounds and is Notre Dame's top scorer off the bench ... In four of the last six games, he has scored

### Free-Throw Shooting In Last Five Minutes:

Rob Kurz .....	6-6 (1.000)
Kyle McAlearney .....	4-4 (1.000)
Chris Quinn .....	24-27 (.888)
Torin Francis .....	9-14 (.643)
Colin Falls .....	9-10 (.900)
Russell Carter .....	6-8 (.750)
Rick Cornett .....	2-6 (.333)
Luke Zeller .....	2-6 (.333)
Ryan Ayres .....	2-2 (1.000)
Zach Hillesland .....	2-2 (1.000)
Kieran Piller .....	2-2 (1.000)
	<b>75-91 (.824)</b>
<b>Opponents .....</b>	<b>54-79 (.684)</b>

in double figures, netting a career-high 16 points against Niagara, 14 points versus Columbia, 10 points against Fordham and 12 in the win over Wofford ... McAlearney has enjoyed a stellar shooting performance in those games shooting a combined 18-28 (.643) from the field and 13-23 (.565) from three-point range ... His performance over the first two games of that stretch earned him BIG EAST Weekly honor roll honors.

### Tough Enough:

Notre Dame's 2005-06 schedule features five teams — Connecticut, Louisville, Alabama, West Virginia and Syracuse — that began the season ranked in the top 25 ... In addition, Notre Dame will take on eight teams that played in the 2005 NCAA Tournament — North Carolina State, Pittsburgh, Syracuse, Villanova, West Virginia, Louisville and Connecticut.

### Russellmania:

Junior guard Russell Carter has now been in the starting lineup in 14 straight games for the Irish dating back to last season ... He has been in the starting lineup for each of Notre Dame's 13 contests and earned his first career start in the first round NIT matchup against Holy Cross in what was the final game of the season ... He has posted seven double-figure scoring efforts, including a stretch of three in four outings with 11 points against Alabama, Florida International and IPFW wins ... He also has netted 10-plus points in six of the last nine games ... Carter has responded to his new role and is averaging 9.8 points and 4.8 rebounds.

### Big Luke:

Freshman Luke Zeller has performed well for the Irish in his first 13 collegiate games and is averaging 5.2 points and 5.0 rebounds ... He keyed Notre Dame's victory over Hofstra when he scored six points and grabbed nine rebounds (eight in the second half) and was instrumental in the Irish second-half comeback against Michigan with two three-pointers as he finished with eight points and grabbed six rebounds in 23 minutes of action ... He was held scoreless and without a rebound in the first half against Niagara, but responded with four points and seven boards in the final stanza ... He chipped in three offensive rebounds en route to a five-board night against Columbia ... Against Fordham, he scored a career-high 11 points and was one rebound away from being the first Notre Dame freshman to record a double-double since Torin Francis in 2002-03 ... Against Pittsburgh, he turned in his second consecutive 11-point effort to help the Irish battle the Panthers in a double-overtime shootout.

### Hot Stuff:

Notre Dame shot a season-best 55.2 percent from the field against Niagara on Dec. 21 ... The Irish connected on 32-58 from the field and were 17-28 (.607) in the second half ... It was also the best a Notre Dame team has shot since February 22, 2003 versus Virginia Tech (98-76 Irish victory) when that Irish squad was 36-65 from the field for 55.4 percent.

### "B" Is For BIG And BIG EAST:

With its membership of 16 teams, The BIG EAST Conference is the largest Division I conference in the nation ... The new additions are

Cincinnati, DePaul, Louisville, Marquette and South Florida.

### Irish Set For Three Repeat Games In BIG EAST Play:

Notre Dame will play DePaul, Marquette and Providence twice (both home and away) as part of its BIG EAST Conference regular-season 16-game slate during the 2005-06 campaign ... Playing under a straight divisional format with 16 teams this year, Notre Dame will play 10 opponents once, but will not face either Cincinnati or St. John's during the regular season.

### Irish On The Road Under Brey:

	<u>Away</u> .....	<u>Neutral</u> .....	<u>Overall</u>
<b>2005-06</b>	2-2.....	0-1.....	2-3
<b>2004-05</b>	4-6.....	0-1.....	4-7
<b>2003-04</b>	6-5.....	2-1.....	8-6
<b>2002-03</b>	4-5.....	6-3.....	10-8
<b>2001-02</b>	8-4.....	5-3.....	13-7
<b>2000-01</b>	6-4.....	2-2.....	8-6
<b>Totals</b>	<b>30-26</b> .....	<b>15-11</b> .....	<b>45-37</b>
	(.536).....	(.577).....	(.549)

### Road Warriors:

In Mike Brey's five-plus seasons, his Irish teams have compiled a road record of 45-37 (.549) ... That includes a 30-26 mark (.536) in true road games and a 15-11 (.577) record in neutral site contests.

### BIG EAST Distinction:

Notre Dame and Syracuse are the only two schools to post winning conference records in BIG EAST play each of the last five seasons ... Notre Dame has gone 11-5 (2000-01), 10-6 (2001-02), 10-6 (2002-03), 9-7 (2003-04) and 9-7 (2004-05), while Syracuse has posted marks of 10-6 (2001-01), 9-7 (2001-02), 13-3 (2002-03), 11-5 (2003-04) and 11-5 (2004-05).

### BIG EAST Formula For Success Under Brey:

Since his arrival at Notre Dame, Brey has led Notre Dame to a 49-33 (.598) record in BIG EAST regular-season games and a 2-5 mark in tournament play for an overall record of 51-38 (.573) against league foes ... In Brey's first season, the Irish posted their first-ever winning record in BIG EAST play and won the BIG EAST West Division title with an 11-5 mark ... Prior to Brey's arrival at Notre Dame, Irish teams had a 35-53 (.398) regular-season record since joining the league in 1995-96.

### Not So Lucky:

Notre Dame is the only team from one of the six major conferences to have a winning record in league play each of the past two seasons yet fail to make the NCAA Tournament ... 20 teams from the Big Six (ACC, BIG EAST, Big Ten, Big 12, Pac-10 and SEC) had a winning record in both 2003-04 and '04-05, while 19 other schools made the tournament both seasons.

### Keeping It Close:

In the 60 losses suffered by Irish teams in Mike Brey's four seasons, only 16 have been by 10 or more points and have been by a combined 425 points for an average of 7.1 points ... Notre Dame's biggest losses have been on the road at Pittsburgh (72-55 on January 6, 2003) and against Arizona (88-71 on March 27, 2003) in the West Regional semifinal in Anaheim, Calif.... Prior to those setbacks, the worst defeat was a 16-point decision at Connecticut during Brey's first season ... Notre Dame's 11 losses during the 2001-02 season were by a combined 49 points for an average margin of defeat of 4.5 points ... Only one loss that season (versus Georgetown at the Joyce Center) was by double figures, while eight of those setbacks were by five or less points.

### Down To The Wire:

Five of Notre Dame's 29 games in 2004-05 were decided by a single point ... The Irish were 3-2 in those contests ... Notre Dame teams are 9-4 overall during Mike Brey's tenure in one-point games ... Thirteen of Notre Dame's 17 BIG EAST contests last season were decided by less than 10 points.

### Irish Among Best In Wins Average:

Over the last six years, Notre Dame is one of 25 teams nationally that has averaged better than 20 wins per season ... The Irish have compiled a 123-71 record for a .634 winning percentage after finishing

22-15 (1999-2000), 20-10 (2000-01), 21-11 (2001-02), 24-10 (2002-03), 19-13 (2003-04) and 17-12 (2004-05).

### 221 And Counting:

Heading into tonight's game against Syracuse, Notre Dame has hit at least one three-pointer in 221 straight games, a mark that dates back to the 1998-99 campaign ... The last time an Irish team failed to hit a three-pointer was a 101-70 loss to Connecticut at the Hartford Civic Center on Jan. 12, 1999 as Notre Dame finished 0-7 from beyond the arc in the game.

### Over The Century Mark:

Notre Dame has scored 100-plus points five times during the Mike Brey era ... The last 100-point effort by an Irish team was in a 101-96 overtime decision at Boston College on Jan. 25, 2003.

### Threes Fall For Falls:

In 74 career outings, 171 of Colin Falls' 200 field goals have come from three-point range ... That translates into 85.5 percent ... Forty-one of his 52 field goals this season have come from three-point range (78.8) ... Overall during his career, he has connected on 171 of 427 three-point attempts for 40.0 accuracy from the field.

### Another Way To Get His Three Points:

While Colin Falls is considered Notre Dame's three-point threat and leads the team in three-point field goals, the junior sharpshooter has also found another way to get his three points ... In 2004-05, Falls was fouled a total of 16 times while shooting from beyond the arc and converted on 43-48 (.896) of his free-throw attempts ... This season, he was fouled twice in the Hofstra game and made 4-6 from the charity stripe ... He was also fouled while shooting from beyond the arc versus DePaul and made 2-3 from the line.

### Kurz Earns BIG EAST Honor Roll Honors:

Rob Kurz was named to the BIG EAST Weekly Honor Roll for the week of Nov. 21 after finishing with career bests of 18 points and eight rebounds in Notre Dame's 84-66 win over Lafayette ... Kurz played a career-high 25 minutes in the game and shot 8-10 from the field.

### Francis Earns BIG EAST Honor Roll Honors Twice:

Senior Torin Francis was named to the BIG EAST Honor Roll in consecutive weeks ... He earned the recognition for the first time the week of Dec. 12 after averaging 15.0 points and 8.0 rebounds in wins over Alabama and Florida International ... Against the Crimson Tide, he scored 14 points and grabbed nine rebounds and followed up that performance with 16 points, seven rebounds, three blocked shots, two steals and two assists versus the Golden Panthers ... Francis also was named to the honor roll this week after scoring 24 points and grabbing 11 rebounds against IPFW in Notre Dame's 65-63 win.

### McAlarney's Garners BIG EAST Honor Roll Recognition:

Freshman Kyle McAlarney's performances against Niagara and Columbia earned him recognition on the BIG EAST Honor Roll for the week of Dec. 27 ... In the two wins, the rookie averaged 15.0 points as he scored 16 against Niagara on six-of-eight shooting from the field, including a four-of-seven performance from three-point range ... Against Columbia, he netted 14 points as he hit five of his eight field goal attempts and was three-of-six from three-point range ... In the two games, he shot a combined 11-16 (.688) from the field and 7-12 (.583) from three-point range.

### McDonald's All-Americans:

Notre Dame's 2005-06 team features two McDonald's High School All-Americans — Torin Francis and Luke Zeller ... A total of 15 players who have donned an Irish uniform have been McDonald's All-Americans ... Zeller, a freshman from Washington, Ind., is the most recent McDonald's All-American, following Francis who earned McDonald's accolades in 2002 ... Francis also was named the recipient of the Morgan Wootten Award as the McDonald's National Boys Player of the Year ... Zeller played his McDonald's All-American game at the Joyce Center on March 30, 2005 ... Former Irish players who were also McDonald's All-Americans include: Tim Andre (1979-83), Ken Barlow (1982-86), LaPhonso

Ellis (1988-92), Ryan Humphrey (2000-02), Tracy Jackson (1973-77), Tim Kempton (1982-86), Dan Miller (2001-03), John Paxson (1979-83), David Rivers (1984-88), Keith Robinson (1986-90), Tom Sluby (1980-84), Barry Spencer (1980-84), Chris Thomas (2001-05), Torin Francis (2002-present) and Luke Zeller (2005-present).

#### Mr. Indiana:

When former standout Chris Thomas (2001-05) entered Notre Dame in the fall of 2001, he became the first Mr. Indiana Basketball to play for the Irish. Thomas, who graduated in May of 2005 and finished as the school's career leader in nine categories, earned the honor in 2001. History repeated itself four years later when current freshman Luke Zeller copped the state's top honor in 2005.

#### Irish Sign Two In Early Signing Period:

Irish head coach Mike Brey signed two players during the early signing period on Wed., Nov. 9 — Luke Harangody (Schererville, Ind.) and Tory Jackson (Saginaw, Mich.), Harangody, a 6-8, 250-pound forward attends Andrean High School in Merrville, Ind ... As a junior, he led his team in scoring and rebounding, averaging 23.2 points and 12.3 rebounds ... He ranked 11th and third, respectively, in scoring and rebounding among all Indiana players in his junior season ... Named the 2005 **Post Tribune Northwest** and **The Times Northwest** Player of the Year, he led Andrean to a 21-3 record and to the Gary (Ind.) Class 3A sectional championship ... Jackson, a 5-10, 175-pound guard, was named the '05 Michigan Class C Player of the Year and was a unanimous all-state selection ... He paced his Buena Vista High School team to a 17-6 record in '04-'05 while averaging 30.0 points, 8.0 rebounds, 6.0 assists and 3.0 steals ... This past summer, he played for the Blue Team which garnered the silver medal at the '05 Youth Development Festival as his squad finished with a 3-1 mark.

#### All In The Families:

Sophomore Rob Kurz' sister Laura is a sophomore on the Duke women's basketball team ... Freshman Ryan Ayers' father Randy is currently an assistant coach with the Orlando Magic ... He formerly was the head coach at Ohio State and with the Philadelphia 76ers.

#### Omari Isreal Leaves Program:

Junior forward Omari Isreal left the Irish basketball program on November 11 and will transfer to Loyola College ... As a sophomore last season, he averaged 1.4 points and 1.8 rebounds ... He missed the 2003-04 campaign, his freshman season, while recovering from knee surgery for an ACL injury suffered in the final season of his prep career.

#### Kevin White Radio Show:

Look for the Kevin White Radio Show on ESPN 1000 AM radio in Chicago ... The hour-long show, which debuted on Sept. 4, is in its sixth season and will run for 30 weeks throughout the year.

Guests regularly will include familiar names from all facets of college athletics ... The show features White, Notre Dame's director of athletics, and ESPN 1000's Dave Juday ... It can be heard regularly at 11:00 p.m. Central time on Sunday evenings ... ESPN 1000 in Chicago can be heard in more than 30 states around the country.

Sponsors of the show include Gatorade, Xerox, adidas, Comcast, McDonald's, Chase, Coca-Cola, Sirius Satellite Radio, Jordan Industries and Sayers Computer Source.

#### Notre Dame Basketball Radio Show:

Logan's Roadhouse Restaurant in Mishawaka will once again be the site of the Notre Dame Basketball Radio Show during the 2005-06 season featuring Irish coach Mike Brey and a player each week ... The 30-minute radio show will be broadcast live on Monday nights on WZOW 97.7 FM and 103.3 FM and will run 10 times during the year beginning at 7:00 p.m. ... The remaining dates of the show are Dec. 19, Jan. 9, Jan. 16, Jan. 23, Jan. 30, Feb. 6, Feb. 13 and Feb. 27 ... Jack Nolan once again will serve as the show's host.

#### Inside Irish Basketball With Mike Brey:

The University of Notre Dame and Notre Dame Sports Properties once again will combine to create "Inside Irish Basketball with Mike Brey." ... The show will be available to network and cable affiliates across the country in 2005-06 ... It will air throughout the season and

### Irish Athletes Fare Well In Graduation Success Rate Survey

Sixteen of 20 athletics programs at the University of Notre Dame compiled graduation rates of 100 percent, and none were below 90 percent, according to a new measurement developed by the NCAA.

The Graduation Success Rate (GSR) was created to more accurately reflect actual graduation rates by including transfer data in the calculation. The graduation rate methodology used for the past decade by the Department of Education counts all student-athletes who transfer from or leave an institution for any reason as non-graduates from their initial school, even if they leave in good academic standing.

College and university presidents asked the NCAA to develop a new methodology that takes into account the mobility among students in today's higher education environment. Research indicates that approximately 60 percent of all new bachelor's degree recipients are attending more than one undergraduate institution during their collegiate careers.

NCAA figures released today showed that, among Notre Dame's men's sports, baseball, cross country/track, fencing, ice hockey, soccer, swimming and tennis achieved 100 percent GSR scores. Football scored 96 percent, golf was 92 percent and basketball was 90 percent. (Lacrosse is not included because the program did not offer grants in aid during the years covered in the survey.)

The Irish women's programs with a GSR of 100 percent were basketball, cross country/track, fencing, golf, lacrosse, softball, swimming, tennis and volleyball. Soccer scored a 94 percent GSR.

Among the 119 NCAA Division I-A institutions, Notre Dame had the highest percentage of its sports with 100 percent scores, with a .800 figure (16 of 20).

Here are the top 10 in that category:

Institution	Percentage	100 Scores/Sports Rated
1. Notre Dame	.800	16/20
2. U.S. Naval Academy	.789	15/19
3. Northwestern	.722	13/18
4. Duke	.714	15/21
5. Illinois	.706	12/17
6. SMU	.643	9/14
7. Clemson	.600	9/15
8. Rice	.583	7/12
Vanderbilt	.583	7/12
10. Central Florida	.571	8/14
Wake Forest	.571	8/14

The national GSR for Division I-A is 76 percent. Only team rates were released; an aggregate rate for each institution will be announced in late January.

The first-year GSR data is based upon the entering classes from 1995 to 1998.

The GSR should not be confused with another new NCAA initiative, the Academic Progress Rate, which uses a series of formulas related to student-athlete retention and eligibility to measure the academic performance of all participants who receive a grant-in-aid on every team at every NCAA Division I college and university.

In addition to the GSR, the NCAA will continue to compile data and release results based upon the federally mandated methodology.

will be produced and distributed by Notre Dame Sports Properties ... Jack Nolan of WNDU will once again serve as the host ... Nolan and Irish head coach Mike Brey will recap games from the previous week, in addition to previewing upcoming opponents on the schedule ... The scheduled airing dates for the show are: Dec. 6, Dec. 13, Dec. 20, Jan. 10, Jan. 17, Jan. 24, Jan. 31, Feb. 7, Feb. 14, Feb. 21, Feb. 28, Mar. 7 and Mar. 14.

#### Irish Successful On And Off The Court:

The University of Notre Dame men's basketball team is enjoying success both on the court and in the classroom this season ... The 12 members of the Irish basketball program combined to produce a 3.244 grade-point average during the 2005 fall semester — its highest GPA ever and the fourth straight semester the team has been over a 3.000 grade index ... It also was the first time that the Irish had a team average of better than 3.200.

Nine members of the team were over a 3.000 grade-point average — Ryan Ayers (3.250), Russell Carter (3.083), Rick Cornett (3.250), Colin Falls (3.333), Zach Hillesland (3.500), Chris Murphy (3.400), Kieran Piller (3.600), Chris Quinn (3.833) and Luke Zeller (3.400).



**Notre Dame's Records in 2005-06 when ...**

Played at the Joyce Center.....	7-1
Played on the Road.....	2-2
Played at a neutral site.....	0-1
BIG EAST Conference Record.....	0-2
Non-Conference Record.....	9-2
Leading at Halftime.....	8-0
Trailing at Halftime.....	1-3
Tied at Halftime.....	0-1
Playing an Overtime Game.....	0-1
Shoots .500 or better.....	2-0
Shoots .500 or less.....	7-4
Opponent shoots .500 or less.....	9-4
Shoots better than opponent.....	8-0
Shoots worse than opponent.....	1-4
Makes more free throws than opponent.....	8-2
Makes less free throws than opponent.....	1-2
Outrebounds opponents.....	7-3
Outrebounded by opponents.....	2-1
Same number of rebounds.....	0-0
Has more turnovers than opponent.....	6-3
Has fewer turnovers than opponent.....	2-1
Had same number of turnovers.....	1-0
Bench outscores opponent's bench.....	5-0
Outscored by opponent's bench.....	4-3
Bench points are the same.....	0-1
Plays a ranked opponent.....	1-1
Makes 10 or more three-pointers.....	3-1
No Notre Dame player fouls out.....	7-3
One Notre Dame player fouls out.....	1-0
Two or more Notre Dame players foul out.....	1-1
Wears White Uniforms.....	7-1
Wears Blue Uniforms.....	2-3
Wears Gold Uniforms.....	0-0
Plays in an In-Season Tournament.....	0-0
Plays on Television.....	2-4
Plays in November.....	2-1
Plays in December.....	7-1
Plays in January.....	0-2
Plays in February.....	0-0
Plays in March.....	0-0
Plays in Day Games.....	0-2
Plays in Night Games.....	7-2
Plays on Sundays.....	2-0
Plays on Mondays.....	0-0
Plays on Tuesdays.....	1-0
Plays on Wednesdays.....	3-1
Plays on Thursdays.....	0-0
Plays on Fridays.....	2-0
Plays on Saturdays.....	1-3
Final Margin is 5 points or less.....	2-2
Final Margin is 6-10 points.....	2-1
Final Margin is 11-20 points.....	2-1
Final Margin is more than 20 points.....	3-0
Has a player score 20-plus points.....	1-2
Has a player score 30-plus points.....	0-1
Scores 59 points or less.....	0-1
Scores 60-69 points.....	2-2
Scores 70-79 points.....	3-0
Scoring 80-89 points.....	4-0
Scoring 90-plus points.....	0-1

**2005-06 Notre Dame Men's Basketball Teleconferences**

Call: (317) 263-8800

Passcode: 845800

All teleconferences begin at 10:00 a.m. (EST)/9:00 a.m. (CST)

**Wednesday, January 18**  
(Marquette/Georgetown)

**Thursday, January 26**  
(Villanova/West Virginia)

**Thursday, February 2**  
(Louisville/Rutgers)

**Monday, February 13**  
(South Florida/Seton Hall)

**Monday, February 20**  
(Connecticut)

**Thursday, February 23**  
(Marquette/Providence)

**Thursday, March 2**  
(DePaul)

**2005-06 BIG EAST Teleconferences**

**Jan. 12, Jan. 26, Feb. 9 and Feb. 23**

11:00 a.m.	Andy Kennedy (Cincinnati)
11:08 a.m.	Mike Brey (Notre Dame)
11:16 a.m.	Tom Crean (Marquette)
11:24 a.m.	Jim Calhoun (Connecticut)
11:32 a.m.	Jerry Wainwright (DePaul)
11:40 a.m.	Jamie Dixon (Pittsburgh)
11:48 a.m.	Rick Pitino (Louisville)
11:56 a.m.	John Thompson III (Georgetown)

**Jan. 19, Feb. 2, Feb. 16 and Mar. 2**

11:00 a.m.	Jay Wright (Villanova)
11:08 a.m.	Gary Waters (Rutgers)
11:16 a.m.	John Beilein (West Virginia)
11:24 a.m.	Louis Orr (Seton Hall)
11:32 a.m.	Norm Roberts (St. John's)
11:40 a.m.	Robert McCullum (South Florida)
11:48 a.m.	Jim Boeheim (Syracuse)
11:56 a.m.	Tim Welsh (Providence)

Call: (913) 381-5533



## Head Coach Mike Brey

6th season at Notre Dame • 111-60 (.649)  
 11th season as a head coach • 210-112 (.652)

- Named the 17th head coach at the University of Notre Dame on July 14, 2000
- A 19-year veteran of the college ranks...
  - University of Notre Dame (head coach) 2000-05 (six seasons)
  - University of Delaware (head coach) 1995-2000 (five seasons)
  - Duke University (assistant coach) 1987-95 (eight seasons)

• Spent eight years as an assistant coach under Mike Krzyzewski at Duke and during that time the Blue Devils advanced to the Final Four six times and won national championships in both 1991 and '92. While there, Duke compiled a 216-65 record

• Played at DeMatha High School under legendary coach Morgan Wootten and graduated from there in 1977. Also served as an assistant coach for Wootten from 1982-87

• Received DeMatha High School's Distinguished Alumnus Award in October 2003

• Recipient of 2003 Coaches vs. Cancer Champion Award in recognition of his fund-raising efforts for the Coaches vs. Cancer Program and a member of the CVC National Council

• Signed a contract extension through 2011 on October 25, 2004

### Mike Brey vs. Ranked Opponents:

Overall: 17-35

at Notre Dame: 17-29

(2005-06: 1-1; 2004-05: 2-5; 2003-04: 2-8; 2002-03: 5-6; 2001-02: 3-6; 2000-01: 4-3)

at Delaware: 0-6

### Mike Brey in Overtime Games at Notre Dame:

Overall: 3-1

at Georgetown (2/9/02) 116-111 (4 OT)

at Boston College (1/25/03) 101-96

vs. Georgetown (2/1/03) 93-92 (2OT)

at Pittsburgh (1/4/06) 97-100 (2 OT)

	<u>Overall</u>	<u>BIG EAST (regular season)</u>
2000-01	20-10	11-5 (1st place-West Division)
2001-02	22-11	10-6 (2nd place-West Division)
2002-03	24-10	10-6 (3rd place-West Division)
2003-04	19-13	9-7 (7th place)
2004-05	17-12	9-7 (6th place)
2005-06	9-4	0-2
	111-60 (.649)	49-33 (.598)

• Has guided five of his 10 teams to NCAA tournament play; eight of those teams have advanced to the postseason (three NIT appearances)

• In his first season, led Notre Dame to the 2000-01 BIG EAST West Division championship (its first league regular-season title in school history). In 2002-03, guided the Irish to their first Sweet 16 appearance since 1987

• He is only coach in the program's history to lead his teams to three consecutive 20-win seasons and three straight NCAA tournament appearances in his first three seasons

### Mike Brey Among BIG EAST's Best

Since his arrival, Mike Brey has compiled a 51-38 (.573) record in BIG EAST games (49-33 in regular season and 2-5 in tournament contests). Here's how the Irish coach ranks against some of the BIG EAST's best (both past and present)....

<b>Jim Calhoun (UC: 1986-)</b>	<b>235-128 (.647)</b>
John Thompson (GU: 1979-99)	231-123 (.653)
<b>John Thompson III (GU: 2004-)</b>	<b>11-9 (.550)</b>
<b>Rick Pitino (PC: 1985-87 and UL (2005-)</b>	<b>19-19 (.500)</b>
Paul Evans (UP: 1986-94)	76-70 (.524)
Ben Howland (UP: 1999-03)	46-29 (.613)
<b>Jamie Dixon (UP: 2003-)</b>	<b>26-11 (.703)</b>
Pete Gillen (PC: 1994-98)	38-43 (.469)
<b>Tim Welsh (PC: 1998-)</b>	<b>54-71 (.432)</b>
<b>Gary Waters (RU: 2001-)</b>	<b>23-46 (.333)</b>
Lou Carnesecca (SJU: 1979-92)	139-80 (.635)
Mike Jarvis (SJU: 1998-03)	57-36 (.613)
<b>Norm Roberts (2004-)</b>	<b>3-15 (.167)</b>
P.J. Carlesimo (SH: 1982-94)	90-130 (.409)
Tommy Amaker (SH: 1997-01)	35-39 (.473)
<b>Louis Orr (SH: 2001-)</b>	<b>31-40 (.437)</b>
<b>Jim Boeheim (SU: 1979-)</b>	<b>312-165 (.654)</b>
Rollie Massimino (VU: 1979-92)	123-92 (.572)
Steve Lappas (VU: 1992-01)	96-79 (.559)
<b>Jay Wright (VU: 2001-)</b>	<b>38-37 (.507)</b>
<b>John Beilien (WVU: 2002-)</b>	<b>23-31 (.426)</b>
Gale Catlett (WVU: 1995-02)	49-78 (.386)

### Irish Record Under Brey In Games Decided By....

1 point.....	9-4
2 points.....	4-3
3 points.....	7-11
4 points.....	3-4
5 points.....	2-5
6 points.....	5-1
7 points.....	5-5
8 points.....	3-7
9 points.....	3-4
10 points.....	5-3
11-15 points.....	24-11
16-20 points.....	15-2
21-30 points.....	12-0
31-40 points.....	10-0
41-50 points.....	4-0
50+points.....	0-0
	111-60

# Notre Dame under Mike Brey...

	<u>Overall</u>	<u>2005-06</u>
Overall	111-60 (.649)	9-4 (.692)
At Home	66-23 (.742)	7-1 (.875)
On the Road	30-26 (.536)	2-2 (.500)
Neutral Site	15-11 (.577)	0-1 (.000)
vs. BIG EAST (all games)	51-38 (.580)	0-2 (.000)
BIG EAST GAMES (regular season)	49-33 (.598)	0-2 (.000)
Home	29-12 (.707)	0-0 (.000)
Road	20-21 (.488)	0-2 (.000)
Non-Conference Teams (regular season)	54-17 (.761)	9-2 (.800)
Home	38-9 (.804)	7-1 (.857)
Road	8-5 (.615)	2-0 (1.000)
Neutral	8-3 (.727)	0-1 (.000)
Notre Dame Shoots 50% or better	38-2 (.950)	2-0 (1.000)
Notre Dame Shoots less than 50%	73-58 (.557)	7-4 (.636)
Hold opponent to less than 50%	99-45 (.688)	9-4 (.692)
Hold opponent to less than 40%	67-8 (.893)	6-0 (1.000)
Outrebounds opponent	59-22 (.728)	8-3 (.727)
Plays an overtime game	3-1 (.750)	0-1 (.000)
Plays a ranked opponent	16-29 (.355)	1-1 (.500)
Plays in November	21-2 (.913)	2-1 (.667)
Plays in December	31-10 (.756)	7-1 (.875)
Plays in January	24-18 (.571)	0-2 (.000)
Plays in February	22-16 (.579)	0-0 (.000)
Plays in March	13-14 (.481)	0-0 (.000)
Scores 50 points or less	0-2 (.000)	0-1 (.000)
Scores 50+ points	111-58 (.657)	9-3 (.750)
Scores 60+ points	106-45 (.702)	9-3 (.750)
Scores 70+ points	87-29 (.750)	7-1 (.875)
Scores 80+ points	48-6 (.888)	4-1 (.800)
Scores 90+ points	19-1 (.950)	0-1 (.000)
Scores 100+ points	5-0 (1.000)	0-0 (.000)
Season openers	6-0 (1.000)	1-0 (.000)
Season openers at the Joyce Center	6-0 (1.000)	1-0 (.000)
Record in first home game	6-0 (1.000)	1-0 (1.000)
Records in first road game (includes neutral)	3-3 (.500)	0-1 (.000)
Records in BIG EAST openers at home	4-4 (.500)	0-0 (.000)
Records in BIG EAST openers on the road	1-2 (.333)	0-1 (.000)
Best Record	24-10 (.706) (2002-03)	9-4 (.692)
Worst Record	17-12 (.586) (2004-05)	9-4 (.692)
Most BIG EAST wins in a season	11 (2000-01)	—
Most BIG EAST losses in a season	7 (2003-04, 2004-05)	2
Longest home winning streak	16 (2002-03)	5
Longest road winning streak	5 (2000-01)	2
Longest home losing streak	3 (2001-02)	1
Longest road losing streak (includes neutral)	4 (2004-05)	2

## Miscellaneous Irish Stats...

### Career Games In Double Figures:

Chris Quinn	58
Torin Francis	57
Colin Falls	28
Russell Carter	8
Rick Cornett	5
Kyle McAlarney	4
Rob Kurz	3
Luke Zeller	2

### Career Games With 20-Plus Points:

Torin Francis	12
Chris Quinn	10
Colin Falls	6

### Career Games With 10-Plus Rebounds:

Torin Francis	34
Rick Cornett	2
Russell Carter	1

### Career Games With 30-Plus Points:

Chris Quinn	1
-------------	---

### Career Games With 20-Plus Rebounds:

Torin Francis	1
---------------	---

### Career Double-Doubles:

Torin Francis	27
Rick Cornett	1
Russell Carter	1

### Career Games as Statistical Leader...

#### Chris Quinn —

Scoring:	13
Assists:	26
Steals:	34
Blocks:	4
Rebounds:	1

#### Torin Francis —

Scoring:	17
Rebounds:	58
Assists:	1
Steals:	10
Blocks:	45

#### Colin Falls —

Scoring:	13
Steals:	9
Blocks:	4
Assists:	1

#### Russell Carter —

Scoring	1
Steals:	8
Blocks:	4
Rebounds	2

#### Rick Cornett —

Rebounds:	4
Steals:	5
Blocks:	5

#### Rob Kurz —

Scoring:	1
Rebounds:	1
Blocks:	3
Steals:	4

#### Luke Zeller —

Rebounds:	3
Blocks:	2

#### Kyle McAlarney —

Assists:	2
Scoring:	1

# Irish in the Record Books

## Career Three-Point Field Goals Made

1. Chris Thomas (2001-05).....	302
2. Matt Carroll (1999-03).....	301
3. David Graves (1998-02).....	259
4. Ryan Hoover (1992-96).....	248
5. <b>Chris Quinn (2002-present)</b> .....	<b>193</b>
6. <b>Colin Falls (2003-present)</b> .....	<b>171</b>
7. Martin Ingelsby (1997-01).....	167

## Career Three-Point Field Goals Attempted

1. Chris Thomas (2001-present).....	833
2. Matt Carroll (1999-03).....	769
3. Ryan Hoover (1992-96).....	680
4. David Graves (1998-02).....	630
5. <b>Chris Quinn (2002-present)</b> .....	<b>463</b>
6. <b>Colin Falls (2003-present)</b> .....	<b>427</b>
7. Martin Ingelsby (1997-01).....	394
8. Antoni Wyche (1995-99).....	333

## Career Three-Point Field Goal Percentage

1. Joe Frederick (1987-90).....	490
2. Martin Ingelsby (1997-01).....	424
3. <b>Chris Quinn (2002-present)</b> .....	<b>417</b>
4. David Graves (1998-02).....	411
5. David Rivers (1984-88).....	406
6. <b>Colin Falls (2003-present)</b> .....	<b>400</b>

## Career Rebounds

1. Tom Hawkins (1956-59).....	1,318
2. Walter Sahn (1962-65).....	1,146
3. LaPhonso Ellis (1988-92).....	1,075
4. Robert Whitmore (1866-69).....	1,043
5. Bob Arnzen (1966-69).....	944
6. Troy Murphy (1998-01).....	924
7. Michael Granery (1957-60).....	893
8. Collis Jones (1968-71).....	884
9. Ron Reed (1962-65).....	872
10. Adrian Dantley (1973-76).....	843
11. <b>Torin Francis (2002-present)</b> .....	<b>807</b>
12. Pat Garrity (1994-98).....	776

## Career Rebounding Average

1. Walter Sahn (1962-65).....	16.9
2. Tom Hawkins (1956-59).....	16.7
3. Ron Reed (1962-65).....	14.3
4. Michael Graney (1957-60).....	13.3
5. Robert Whitmore (1966-69).....	12.4
6. John Shumate (1972-74).....	11.6
7. Bob Arnzen (1966-69).....	11.5
8. LaPhonso Ellis (1988-92).....	11.1
9. Collis Jones (1968-71).....	10.4
10. Ryan Humphrey (2000-02).....	9.9
14. Jay Miller (1962-65).....	8.9
15. Gary Novak (1971-74).....	8.7
16. <b>Torin Francis (2002-present)</b> .....	<b>8.4</b>

## Career Assists

1. Chris Thomas (2001-05).....	824
2. David Rivers (1984-88).....	586
3. Tim Singleton (1987-01).....	549
4. Martin Ingelsby (1997-01).....	526
5. Elmer Bennett (1988-02).....	516
6. Rich Branning (1976-80).....	466
7. John Paxson (1979-83).....	411
8. Jackie Meehan (1969-71).....	395
9. Admore White (1993-97).....	390
10. Jimmy Dillon (1996-00).....	387
11. David Graves (1998-02).....	340
12. <b>Chris Quinn (2002-present)</b> .....	<b>319</b>
13. Matt Carroll (1999-03).....	314

## Career Assist Average

1. Chris Thomas (2001-present).....	6.5
2. Doug Gottlieb (1995-96).....	5.7
3. Jackie Meehan (1968-71).....	5.3
4. David Rivers (1984-88).....	5.0
5. Tim Singleton (1987-91).....	4.9
6. Martin Ingelsby (1997-01).....	4.3
7. Elmer Bennett (1988-92).....	4.2
8. Rich Branning (1976-80).....	4.1
9. John Paxson (1979-83).....	3.7
10. Admore White (1993-97).....	3.6
11. Joe Howard (1983-84).....	3.3
12. Jimmy Dillon (1996-00).....	3.2
13. <b>Chris Quinn (2002-present)</b> .....	<b>3.0</b>
14. Ray Martin (1973-77).....	2.9
15. David Graves (1998-02).....	2.6
Dwight Clay (1972-75).....	2.6

## Steals

1. Chris Thomas (2001-present).....	243
2. David Graves (1998-02).....	202
3. David Rivers (1984-88).....	201
4. Elmer Bennett (1988-92).....	152
5. Ryan Hoover (1992-96).....	145
6. Tim Singleton (1987-91).....	144
7. Martin Ingelsby (1997-01).....	136
8. John Paxson (1979-83).....	133
9. Jimmy Dillon (1996-00).....	131
<b>Chris Quinn (2002-present)</b> .....	<b>131</b>

## Steals Average

1. Chris Thomas (2001-present).....	1.9
2. David Rivers (1984-88).....	1.7
3. David Graves (1998-02).....	1.6
4. Doug Gottlieb (1995-96).....	1.3
Ryan Hoover (1992-96).....	1.3
Tim Singleton (1987-91).....	1.3
Bill Hanzlik (1976-80).....	1.3
8. <b>Chris Quinn (2002-present)</b> .....	<b>1.2</b>
Troy Murphy (1998-01).....	1.2
Elmer Bennett (1988-02).....	1.2
John Paxson (1979-83).....	1.2

## Career Blocked Shots

1. Jordan Cornette (2001-2005).....	201
2. LaPhonso Ellis (1988-92).....	200
3. Ryan Humphrey (2000-02).....	166
4. <b>Torin Francis (2002-present)</b> .....	<b>145</b>
5. Troy Murphy (1998-01).....	126

## Career Blocked Shot Average

1. Ryan Humphrey (2000-02).....	2.8
2. LaPhonso Ellis (1988-92).....	2.1
3. Jordan Cornette (2001-2005).....	1.6
4. <b>Torin Francis (2002-present)</b> .....	<b>1.5</b>

## Career Free Throws Made

1. Adrian Dantley (1973-76).....	615
2. Troy Murphy (1998-01).....	587
3. David Rivers (1984-88).....	583
4. Austin Carr (1968-71).....	526
5. Pat Garrity (1994-98).....	489
6. Chris Thomas (2001-05).....	467
7. Kelly Tripucka (1977-81).....	461
8. Donald Royal (1983-87).....	449
9. Jack Stephens (1952-55).....	426
10. Tom Hawkins (1956-59).....	400
11. Robert Whitmore (1966-69).....	362
12. Bob Arnzen (1966-69).....	333
13. Elmer Bennett (1988-92).....	327
<b>Torin Francis (2002-present)</b> .....	<b>327</b>

## Career Free Throws Attempted

1. Adrian Dantley (1973-76).....	769
2. Troy Murphy (1998-01).....	755
3. David Rivers (1984-88).....	717
4. Jack Stephens (1952-56).....	686
5. Pat Garrity (1994-98).....	655
6. Austin Carr (1968-71).....	646
7. Tom Hawkins (1956-59).....	583
8. Kelly Tripucka (1977-81).....	578
9. Donald Royal (1983-87).....	576
10. Bob Whitmore (1966-69).....	543
11. Chris Thomas (2001-04).....	538
12. <b>Torin Francis (2002-present)</b> .....	<b>480</b>
13. LaPhonso Ellis (1988-92).....	468

## Career Games Started

1. Chris Thomas (2001-05).....	128
2. Matt Carroll (1999-03).....	125
3. David Rivers (1984-88).....	116
4. Pat Garrity (1994-98).....	111
5. David Graves (1998-02).....	107
6. Ken Barlow (1982-86).....	99
7. <b>Torin Francis (2002-present)</b> .....	<b>96</b>
8. Kelly Tripucka (1977-81).....	95
9. Ryan Hoover (1992-96).....	94
LaPhonso Ellis (1988-92).....	94
11. Troy Murphy (1998-01).....	93
12. Donald Royal (1983-87).....	91
13. Martin Ingelsby (1997-01).....	90
Tim Kempton (1982-86).....	90

# Notre Dame Highs and Lows Under Mike Brey

## Notre Dame - Team Game High (1st Half)

Points ..... 57 vs. Sacred Heart (11/18/00)\*  
 Field Goals Made ..... 21 vs. Pittsburgh (1/30/02)\*  
 Field Goals Attempted ..... 21 vs. New Hampshire (11/16/01)\*  
 Field Goal Percentage ..... 67.7% (21-31) vs. Pittsburgh (1/30/02)\*  
 3 PT Field Goals Made ..... 9 vs. UCLA (2/28/04)  
 3 PT Field Goals Attempted ..... 18 vs. UCLA (2/28/04)  
 3 PT Field Goals Percentage ..... 71.4% (5-7) vs. Fordham (12/28/05)\*  
 Free Throws Made ..... 11 vs. Connecticut (2/9/04)\*  
 Free Throws Attempted ..... 17 vs. Columbia (12/23/05)\*  
 Free Throw Percentage ..... 100.0% on three occasions  
 Total Rebounds ..... 27 vs. Army (12/19/04)\*  
 Offensive Rebounds ..... 14 vs. Army (12/19/04)\*  
 ..... 14 vs. Providence (2/19/05)  
 Defensive Rebounds ..... 19 vs. Georgetown (3/4/04)\*  
 Assists ..... 13 vs. Western Illinois (12/28/04)\*  
 ..... 13 vs. Fordham (12/28/05)\*  
 Steals ..... 12 vs. New Hampshire (11/16/01)\*  
 Blocked Shots ..... 13 vs. Belmont (11/17/02)\*  
 Turnovers ..... 10, on two occasions  
 Fouls ..... 11 vs. Villanova (1/8/05\*)

## Notre Dame - Team Game High (2nd Half)

Points ..... 68 vs. Georgetown (2/9/02)  
 Field Goals Made ..... 24 vs. Pittsburgh (1/4/06)  
 Field Goals Attempted ..... 63 vs. Georgetown (2/9/02)  
 Field Goal Percentage ..... 60.7% vs. Niagara (12/21/05)\*  
 3 PT Field Goals Made ..... 11 vs. St. John's (3/6/04)  
 3 PT Field Goals Attempted ..... 24 vs. Pittsburgh (1/4/06)  
 3 PT Field Goals Percentage ..... 75.0% (6-8) vs. Connecticut (2/21/05)  
 Free Throws Made ..... 20 vs. West Virginia (1/29/03)\*  
 Free Throws Attempted ..... 28 vs. Columbia (12/23/05)\*  
 Free Throw Percentage ..... 100.0% (13-13) vs. Villanova (1/8/05)\*  
 Total Rebounds ..... 34 vs. Seton Hall (1/8/01)  
 Offensive Rebounds ..... 15 vs. Army (12/19/04)\*  
 Defensive Rebounds ..... 25 vs. Sacred Heart (11/18/00)\*  
 Assists ..... 16 vs. Army (12/19/04)\*  
 Steals ..... 14 vs. New Hampshire (11/16/01)\*  
 Blocked Shots ..... 6 vs. Belmont (11/17/02)  
 Turnovers ..... 13 vs. Niagara (12/21/05)\*  
 Fouls ..... 16 vs. Rutgers (1/31/04)

## Notre Dame - Team Game High (Total)

Points ..... 116 vs. Georgetown (2/9/02)  
 Field Goals Made ..... 42 vs. Canisius (12/19/00)\*  
 Field Goals Attempted ..... 94 vs. Georgetown (2/9/02)  
 Field Goal Percentage ..... 66.7% (34-51) vs. Pittsburgh (1/30/02)\*  
 3 PT Field Goals Made ..... 17 vs. St. John's (3/6/04)#  
 3 PT Field Goals Attempted ..... 44 vs. Canisius (12/22/00)  
 3 PT Field Goals Percentage ..... 60.9% (14-23) vs. Rutgers (2/6/02)\*  
 Free Throws Made ..... 28 vs. Columbia (12/23/05)\*  
 Free Throws Attempted ..... 45 vs. Columbia (12/23/05)\*  
 Free Throw Percentage ..... 100% (5-5) vs. Illinois (3/22/03)  
 ..... 100% (19-19) vs. Villanova (1/8/05)#\*  
 Total Rebounds ..... 64 vs. Georgetown (2/9/02)  
 Offensive Rebounds ..... 24 vs. Seton Hall (1/8/01)  
 Defensive Rebounds ..... 40 vs. Tennessee Tech (12/17/00)\*  
 Assists ..... 32 vs. Canisius (12/19/00)\*  
 Steals ..... 26 vs. New Hampshire (11/16/01)\*#  
 Blocked Shots ..... 19 vs. Belmont (12/17/02)\*#  
 Turnovers ..... 20, on two occasions  
 Fouls ..... 26 vs. Georgetown (2/9/02)

## Notre Dame - Team Game Lows (1st Half)

Points ..... 19 vs. Connecticut (2/21/04)\*  
 Field Goals Made ..... 6 vs. Connecticut (2/21/04)  
 Field Goals Attempted ..... 21 vs. Canisius College (12/22/01)  
 Field Goal Percentage ..... 18.8% (6-32) vs. Connecticut (2/21/04)  
 3 PT Field Goals Made ..... 0 vs. West Virginia (1/7/04)  
 3 PT Field Goals Attempted ..... 5 vs. Virginia Tech (1/20/04)  
 ..... 5 vs. IPFW (11/23/04)\*  
 3 PT Field Goals Percentage ..... 0.0% (0-7) vs. West Virginia (1/7/04)\*  
 ..... 0.0% (0-10) vs. Michigan (12-3-05)\*  
 Free Throws Made ..... 0 on five occasions  
 Free Throws Attempted ..... 0 on four occasions  
 Free Throw Percentage ..... 0.0% on five occasions  
 Total Rebounds ..... 10 vs. Pittsburgh (2/9/03)\*  
 Offensive Rebounds ..... 1 vs. Pittsburgh (2/9/03)\*  
 ..... 1 vs. Rutgers (3/2/05)\*  
 Defensive Rebounds ..... 8 vs. Pittsburgh (2/12/05)  
 Assists ..... 3 vs. Charleston Southern (11/26/04)\*  
 Steals ..... 1, on two occasions  
 Blocked Shots ..... 0, on six occasions  
 Turnovers ..... 1 vs. Georgetown (3/4/04)\*  
 Fouls ..... 0 vs. Samford (12/30/04)\*

## Notre Dame - Team Game Lows (2nd Half)

Points ..... 19 vs. Valparaiso (1/5/03)  
 Field Goals Made ..... 6 vs. Purdue (3/17/04)\*  
 ..... 6 vs. Harvard (11/19/04)\*  
 Field Goals Attempted ..... 19 vs. Georgetown (2/16/05)\*  
 Field Goal Percentage ..... 21.4% (6-28) vs. Harvard (11/19/04)\*  
 3 PT Field Goals Made ..... 1 on three occasions  
 3 PT Field Goals Attempted ..... 3 vs. Indiana (12/8/04)  
 3 PT Field Goals Percentage ..... 10.0% (1-10) vs. Seton Hall (1/12/03)\*  
 Free Throws Made ..... 0 vs. Pittsburgh (1/12/04)  
 Free Throws Attempted ..... 2 vs. Pittsburgh (1/12/04)  
 Free Throw Percentage ..... 0.0% (0-2) vs. Pittsburgh (1/12/04)  
 Total Rebounds ..... 7 vs. Rutgers (3/1/03)  
 Offensive Rebounds ..... 2 vs. Charleston Southern (11/26/04)  
 Defensive Rebounds ..... 4 vs. Rutgers (3/1/03)  
 Assists ..... 0 vs. Harvard (11/19/04)  
 Steals ..... 0 vs. Georgetown (3/4/04)\*  
 ..... 0 vs. Villanova (1/26/05)  
 Blocked Shots ..... 0 on four occasions  
 Turnovers ..... 0 vs. West Virginia (3/10/04)  
 Fouls ..... 3 vs. West Virginia (1/7/04)\*  
 ..... 3 vs. Hofstra (11/22/05)\*

## Notre Dame - Team Game Lows (Total)

Points ..... 48 vs. North Carolina St. (11/26/05)  
 Field Goals Made ..... 13 vs. Rutgers (3/1/03)  
 Field Goals Attempted ..... 44 vs. Canisius College (12/22/01)  
 Field Goal Percentage ..... 29.7% (19-64) vs. Connecticut (2/21/04)  
 3 PT Field Goals Made ..... 1 vs. Pittsburgh (2/3/01)  
 3 PT Field Goals Attempted ..... 8 vs. Pittsburgh (2/3/01)  
 3 PT Field Goals Percentage ..... 10.5% vs. Rutgers (2/14/02)  
 Free Throws Made ..... 2 vs. Syracuse (1/14/02)  
 Free Throws Attempted ..... 4 vs. Pittsburgh (3/8/01)  
 Free Throw Percentage ..... 35.6% (6-17) vs. Syracuse (2/5/05)  
 Total Rebounds ..... 21 vs. Rutgers (3/1/03)  
 Offensive Rebounds ..... 3 vs. DePaul (12/14/02)\*  
 Defensive Rebounds ..... 14 vs. DePaul (12/11/04)\*  
 Assists ..... 6 vs. Mississippi (3/18/01)  
 Steals ..... 1 vs. DePaul (12/11/04)  
 Blocked Shots ..... 1 on four occasions  
 Turnovers ..... 4 vs. Connecticut (2/9/04)\*  
 ..... 4 vs. UCLA (2/25/05)\*  
 Fouls ..... 6 vs. West Virginia (1/7/04)\*

\* Indicates game played at the Joyce Center, Notre Dame, Ind.

# Indicates school record

# Opponent Highs and Lows Under Mike Brey

## Opponent - Team Game High (1st Half)

Points	53, Arizona (3/27/03)
Field Goals Made	23, Arizona (3/27/03)
Field Goals Attempted	43, Arizona (3/27/03)
Field Goal Percentage	59.3% (16-27), on three occasions
3 PT Field Goals Made	8, Rutgers (3/1/03)
3 PT Field Goals Attempted	18, Seton Hall (1/08/01)
3 PT Field Goal Percentage	80% (8-10), Rutgers (3/1/03)
Free Throws Made	14, Sacred Heart (11/18/00)*
Free Throws Attempted	19, Sacred Heart (11/18/00)*
Free Throw Percentage	100.0%, on five occasions
Total Rebounds	33, Connecticut (2/21/04)
Offensive Rebounds	16, Northern Illinois (11/24/03)*
Defensive Rebounds	21, on four occasions
Assists	14, Arizona (3/27/03)
Steals	9, Miami (Fla.) (2/23/02)
Blocked Shots	9, Alabama (12/7/05)
Turnovers	16, Loyola (Chicago) (11/22/00)*
Fouls	16, Rutgers (2/14/01)

## Opponent - Team Game High (2nd Half)

Points	68, Georgetown (4 OT) (2/9/02)
Field Goals Made	20, Pittsburgh (1/30/02)*
Field Goals Attempted	41, Vermont (12/21/00)*
Field Goal Percentage	68.2% (15-22), American (12/21/03)*
3 PT Field Goals Made	9, Texas (12/8/02)!
3 PT Field Goals Attempted	22, Tennessee Tech (12/17/00)*
3 PT Field Goal Percentage	100.0% (3-3), Seton Hall (2/5/03)
Free Throws Made	24, Pittsburgh (2 OT) (1/4/06)
Free Throws Attempted	39, Pittsburgh (2 OT) (1/4/06)
Free Throw Percentage	100.0% (14-14), Morehead State (12/28/03)*
Total Rebounds	38, Georgetown (4 OT) (2/9/02)
Offensive Rebounds	15, Loyola (Chicago) (11/22/00)*
Defensive Rebounds	27, Georgetown (4 OT) (2/9/02)
Assists	19, Pittsburgh (2 OT) (1/4/06)
Steals	9, on two occasions
Blocked Shots	11, Georgetown (4 OT) (2/9/02)
Turnovers	15, New Hampshire (11/16/01)*
Fouls	19, on two occasions

## Opponent - Team Game High (Total)

Points	111, Georgetown (4 OT) (2/9/02)
Field Goals Made	41, Syracuse (3/4/03)*
Field Goals Attempted	79, Vermont (12/21/00)*
Field Goal Percentage	63.0% (29-46), American (12/21/03)*
3 PT Field Goals Made	14, Texas (12/7/02)
3 PT Field Goals Attempted	35, Tennessee Tech (12/17/00) *
3 PT Field Goal Percentage	71.4% (5-7), Seton Hall (2/5/03)
Free Throws Made	30, Pittsburgh (2 OT) (1/4/06)
Free Throws Attempted	46, Pittsburgh (2 OT) (1/4/06)
Free Throw Percentage	94.1% (16-17), Morehead State (12/28/03)*
Total Rebounds	59, Connecticut (2/21/04)
Offensive Rebounds	27, Loyola (Chicago) (11/22/00)*
Defensive Rebounds	38, Pittsburgh (2 OT) (1/4/06)
Assists	30, Pittsburgh (2 OT) (1/4/06)
Steals	13, Niagara (12/21/05)*
Blocked Shots	13, Georgetown (4 OT) (2/9/02)
Turnovers	30, New Hampshire (11/16/01)*
Fouls	31, Columbia (12/23/05)*

## Opponent - Team Game Lows (1st Half)

Points	14, Pittsburgh (1/12/02)
Field Goals Made	6, Pittsburgh (1/12/02)
Field Goals Attempted	20, Harvard (11/19/04)*
Field Goal Percentage	20.7% (6-29), Pittsburgh (1/12/02)
3 PT Field Goals Made	0, on four occasions
3 PT Field Goals Attempted	2, Georgetown (2/9/02)
3 PT Field Goal Percentage	0.0%, on five occasions
Free Throws Made	0, on 13 occasions
Free Throws Attempted	0, on five occasions
Free Throw Percentage	0.0%, on 13 occasions
Total Rebounds	9, North Carolina State (11/26/05)
Offensive Rebounds	1, on four occasions
Defensive Rebounds	5, Fordham, (12/28/05)*
Assists	2, on two occasions
Steals	0, on three occasions
Blocked Shots	0, on six occasions
Turnovers	1, on two occasions
Fouls	1, Pittsburgh (2/12/05)

## Opponent - Team Game Lows (2nd Half)

Points	16, Charleston Southern (11/26/04)*
Field Goals Made	5, Bucknell (11/22/02)*
Field Goals Attempted	20, on four occasions
Field Goal Percentage	16.7% (5-30), Bucknell (11/22/02)*
3 PT Field Goals Made	0, on five occasions
3 PT Field Goals Attempted	3, on five occasions
3 PT Field Goal Percentage	0.0% (0-11), on five occasions
Free Throws Made	0, Monmouth (1/25/01)
Free Throws Attempted	1, Monmouth (1/25/01)
Free Throw Percentage	0.0% (0-1), Monmouth (1/25/01)
Total Rebounds	7, American (12/21/03)*
Offensive Rebounds	1, Cincinnati (11/24/00)
Defensive Rebounds	3, Virginia Tech (2/22/03)*
Assists	2, on six occasions
Steals	0, on three occasions
Blocked Shots	0, on four occasions
Turnovers	0, West Virginia (3/10/04)
Fouls	4, Syracuse (1/14/02)

## Opponent - Team Game Lows (Total)

Points	38, Charleston Southern (11/26/04)*
Field Goals Made	12, Bucknell (11/22/02)*
Field Goals Attempted	35, Rutgers (3/1/03)
Field Goal Percentage	21.1% (12-57), Bucknell (11/22/02)*
3 PT Field Goals Made	1, on two occasions
3 PT Field Goals Attempted	8, St. John's (2/14/01)
3 PT Field Goal Percentage	5.9% (1-17), Cincinnati (11/24/00)
Free Throws Made	0, Charleston Southern (11/26/04)*
Free Throws Attempted	0, Charleston Southern (11/26/04)*
Free Throw Percentage	0.0% (0-0), Charleston Southern (11/26/04)*
Total Rebounds	23, American (12/21/03)*
Offensive Rebounds	3, Army (12/19/04) *
Defensive Rebounds	13, Fordham (12/28/05)*
Assists	5, Bucknell (11/22/02)*
Steals	1, Connecticut (3/11/04)
Blocked Shots	0, on four occasions
Turnovers	4, Syracuse, (2/15/03)
Fouls	10, on three occasions

\* Indicates game played at the Joyce Center, Notre Dame, Ind.

# Notre Dame Team Highs and Lows in a BIG EAST Game

## Notre Dame - BIG EAST Team Game High (1<sup>st</sup> Half)

Points	41 vs. Villanova (1/8/05)*
Field Goals Made	21 vs. Pittsburgh (1/30/02)*
Field Goals Attempted	38 vs. St. John's (1/15 /05)*
Field Goal Percentage	67.7% (21-31) vs. Pittsburgh (1/30/02)*
3 PT Field Goals Made	7 vs. Villanova (1/8/05)*
3 PT Field Goals Attempted	14 vs. Connecticut (1/30/05)*
3 PT Field Goals Percentage	66.7% (8-12) vs. West Virginia (1/19/05)
Free Throws Made	11 vs. Connecticut (2/9/04)*
Free Throws Attempted	14 vs. Connecticut (2/9/04)*
Free Throw Percentage	100.0% (9-9) vs. Rutgers (1/14/03)*
Total Rebounds	(6-6) vs. Villanova (1/8/05)*
Offensive Rebounds	21 vs. Georgetown (3/4/04) *
Defensive Rebounds	14 vs. Providence (2/19/05)
Assists	19 vs. Georgetown (3/4/04)*
Steals	11 vs. Boston College (2/4/04)
Blocked Shots	7 vs. St. John's (3/6/04)
Turnovers	7 vs. Connecticut (2/9/04)*
Fouls	7 vs. West Virginia (1/19/05)
	9 vs. DePaul (1/7/06)
	11 vs. Villanova (1/8/05)*

## Notre Dame - BIG EAST Team Game High (2<sup>nd</sup> Half)

Points	68 vs. Georgetown (2/9/02)
Field Goals Made	24 vs. Pittsburgh (1/4/06)
Field Goals Attempted	63 vs. Georgetown (2/9/02)
Field Goal Percentage	53.8% vs. Connecticut (2/21/05)
3 PT Field Goals Made	11 vs. St. John's (3/6/04)
3 PT Field Goals Attempted	24 vs. Pittsburgh (1/4/06)
3 PT Field Goals Percentage	75.0% (6-8) vs. Connecticut (2/21/05)
Free Throws Made	20 vs. West Virginia (1/29/03)*
Free Throws Attempted	23 vs. West Virginia (1/29/03)*
Free Throw Percentage	100.0% (13-13) vs. Villanova (1/8/05)*
Total Rebounds	34 vs. Seton Hall (1/8/01)
Offensive Rebounds	18 vs. Seton Hall (1/8/01)
Defensive Rebounds	27 vs. Georgetown (3/4/04)*
Assists	13 vs. St. John's (3/6/04)
Steals	5 vs. Syracuse (1/7/04)*
Blocked Shots	4 vs. Connecticut (3/11/04)
Turnovers	vs. Villanova (1/8/05)*
Fouls	8 vs. Syracuse (1/10/05)*
	8 vs. Pittsburgh (1/12/05)
	26 vs. Pittsburgh (1/4/06)

## Notre Dame - BIG EAST Team Game High (Total)

Points	116 vs. Georgetown (2/9/02)
Field Goals Made	41 vs. Georgetown (2/9/02)
Field Goals Attempted	94 vs. Georgetown (2/9/02)
Field Goal Percentage	66.7% (34-51) vs. Pittsburgh (1/30/02)*
3 PT Field Goals Made	17 vs. St. John's (3/6/04)#
3 PT Field Goals Attempted	36 vs. Pittsburgh (1/4/06)
3 PT Field Goals Percentage	60.9% (14-23) vs. Rutgers (2/6/02)*
Free Throws Made	27 vs. Georgetown (2/9/02)
Free Throws Attempted	39 vs. Georgetown (2/9/02)
Free Throw Percentage	100.0% (19-19) vs. Villanova (1/14/03)#*
Total Rebounds	64 vs. Georgetown (2/9/02)
Offensive Rebounds	24 vs. Seton Hall (1/8/01)
Defensive Rebounds	28 vs. Pittsburgh (1/4/06)
Assists	20 vs. St. John's (3/6/04)
Steals	10 vs. Syracuse (1/7/04)*
Blocked Shots	9 vs. Connecticut (2/9/04)*
Turnovers	20 vs. Syracuse (1/2/01)
Fouls	32 vs. Pittsburgh (1/4/06)

## Notre Dame - BIG EAST Team Game Lows (1<sup>st</sup> Half)

Points	19 vs. Connecticut (2/12/04)*
Field Goals Made	6 vs. Connecticut (2/21/04)
Field Goals Attempted	24 vs. Georgetown (2/16/05)*
Field Goal Percentage	18.8% (6-32) vs. Connecticut (2/21/04)
3 PT Field Goals Made	0 vs. West Virginia (1/7/04)
3 PT Field Goals Attempted	0 vs. Connecticut (1/12/99)
3 PT Field Goals Percentage	5 vs. Virginia Tech (1/20/04)
Free Throws Made	8.3% (1-12) vs. Providence (1/21/03)
Free Throws Attempted	0 on four occasions
Free Throw Percentage	0 on four occasions
Total Rebounds	0.0% on five occasions
Offensive Rebounds	10 vs. Pittsburgh (2/9/03)*
Defensive Rebounds	0 on three occasions
Assists	8 vs. Pittsburgh (2/12/05)
Steals	4 vs. West Virginia (3/10/04)
Blocked Shots	4 vs. Connecticut (2/21/05)
Turnovers	0 vs. Pittsburgh (3/5/05)
Fouls	0 on four occasions
	1 vs. Georgetown (3/4/04)*
	3 vs. DePaul (1/7/06)

## Notre Dame - BIG EAST Team Game Lows (2<sup>nd</sup> Half)

Points	26 vs. Pittsburgh (2/7/04)
Field Goals Made	7 vs. Syracuse (1/10/05)
Field Goals Attempted	19 vs. Georgetown (2/16/05)*
Field Goal Percentage	28.0% (7-25) vs. Syracuse (1/10/05)
3 PT Field Goals Made	0 vs. Connecticut (1/12/99)
3 PT Field Goals Attempted	7 vs. Pittsburgh (1/12/04)
3 PT Field Goals Percentage	10.0% (1-10) vs. Seton Hall (1/12/03)*
Free Throws Made	0 vs. Pittsburgh (1/12/04)
Free Throws Attempted	2 vs. Pittsburgh (1/12/04)
Free Throw Percentage	0.0% (0-2) vs. Pittsburgh (1/12/04)
Total Rebounds	7 vs. Rutgers (3/1/03)
Offensive Rebounds	3 vs. Pittsburgh (2/9/03)*
Defensive Rebounds	3 vs. Boston College (2/8/05)*
Assists	8 vs. Rutgers (3/1/03)
Steals	2 vs. Boston College (2/4/04)
Blocked Shots	0 vs. Georgetown (3/4/04)*
Turnovers	0 vs. Villanova (1/26/05)
Fouls	0 on four occasions
	0 vs. West Virginia (3/10/04)
	3 vs. West Virginia (1/7/04)*

## Notre Dame - BIG EAST Team Game Lows (Total)

Points	50 vs. Connecticut (2/21/04)
Field Goals Made	13 vs. Rutgers (3/1/03)
Field Goals Attempted	42 vs. Miami (2/26/00)
Field Goal Percentage	29.7% (19-64) vs. Connecticut (2/21/04)
3 PT Field Goals Made	0 vs. Connecticut (1/12/99)
3 PT Field Goals Attempted	6 vs. Seton Hall (2/6/99)
3 PT Field Goals Percentage	10.5% vs. Rutgers (2/14/02)
Free Throws Made	2 vs. Syracuse (1/14/02)
Free Throws Attempted	4 vs. Pittsburgh (3/8/01)
Free Throw Percentage	35.3% (6-17) vs. Syracuse (2/5/05)
Total Rebounds	21 vs. Rutgers (3/1/03)
Offensive Rebounds	4 vs. Pittsburgh (2/9/03)*
Defensive Rebounds	18 vs. Pittsburgh (2/7/04)*
Assists	7 vs. Rutgers (3/1/03)
Steals	7 vs. Pittsburgh (3/8/01)
Blocked Shots	3 vs. Virginia Tech (1/20/04)
Turnovers	3 vs. Georgetown (1/23/05)
Fouls	1 on three occasions
	4 vs. Connecticut (2/9/04)*
	6 vs. West Virginia (1/7/04)*

\*Indicates game played at the Joyce Center, Notre Dame, Ind.

#Indicates school record

# Opponent Highs and Lows in a BIG EAST Game

## Opponent - BIG EAST Team Game High (1- Half)

Points	54, Connecticut (1/12/99)
Field Goals Made	22, Syracuse (3/4/03)*
Field Goals Attempted	44, Georgetown (3/4/01)*
Field Goal Percentage	65.2% (15-23), Providence (2/21/96)*
3 PT Field Goals Made	9, West Virginia (2/2/00)*
3 PT Field Goals Attempted	9, Boston College (1/11/97)*
3 PT Field Goals Percentage	100.0% (5-5), Connecticut (2/8/97)*
Free Throws Made	21, Connecticut (1/12/99)
Free Throws Attempted	23, Connecticut (1/12/99)
Free Throw Percentage	100.0% (7-7), Connecticut (3/11/04)
	100.0% (8-8), Providence (3/2/02)*
Total Rebounds	33, Connecticut (2/21/04)
Offensive Rebounds	14, Georgetown (3/8/03)
Defensive Rebounds	21, Connecticut (3/11/04)
	21, Connecticut (2/21/04)
Assists	11, on three occasions
Steals	7, Virginia Tech (1/20/04)
	7, Syracuse (1/10/05)*
Blocked Shots	10, Connecticut (2/21/04)
Turnovers	14, Pittsburgh (1/6/03)
Fouls	14, Rutgers (1/31/04)

## Opponent - BIG EAST Team Game High (2- Half)

Points	68, Georgetown (2/9/02)
Field Goals Made	23, Georgetown (2/9/02)
Field Goals Attempted	60, Georgetown (2/9/02)
Field Goal Percentage	66.7 % (20-30), Pittsburgh (3/5/05)*
3 PT Field Goals Made	9, Pittsburgh (1/29/97)
3 PT Field Goals Attempted	20, Miami (2/23/02)
3 PT Field Goals Percentage	83.3% (5-6), Boston College (3/1/97)
Free Throws Made	24, Pittsburgh (1/4/06)
Free Throws Attempted	39, Pittsburgh (1/4/06)
Free Throw Percentage	100.0% (14-14), Miami (1/28/00)*
Total Rebounds	30, Pittsburgh (1/6/03)
	30, Pittsburgh (1/4/06)
Offensive Rebounds	13, Syracuse (2/16/04)
	13, Virginia Tech (1/20/04)
Defensive Rebounds	26, Connecticut (2/21/04)
Assists	19, Pittsburgh (1/4/06)
Steals	6, West Virginia (1/7/04)*
	6, Pittsburgh (2/9/03)*
Blocked Shots	5 on three occasions
Turnovers	10, Rutgers (1/31/04)
Fouls	18, Georgetown (2/1/03)

## Opponent - BIG EAST Team Game High (Total)

Points	111, Georgetown (2/9/02)
Field Goals Made	41, Syracuse (3/4/03)*
Field Goals Attempted	87, Georgetown (1/7/97)
Field Goal Percentage	56.5% (34-60), Syracuse (1/17/04)*
3 PT Field Goals Made	14, Syracuse (1/16/00)
3 PT Field Goals Attempted	36, Boston College (1/2/00)*
3 PT Field Goals Percentage	71.4% (5-7), Seton Hall (2/5/03)
Free Throws Made	32, Connecticut (1/12/99)
Free Throws Attempted	46, Pittsburgh (1/4/06)
Free Throw Percentage	94.4% (17-18), Miami (1/25/00)*
Total Rebounds	59, Connecticut (2/21/04)
Offensive Rebounds	32, Georgetown (1/7/97)
Defensive Rebounds	40, Connecticut (1/3/98)
Assists	30, Pittsburgh (1/4/06)
Steals	24, Georgetown (2/10/99)*
Blocked Shots	13, Connecticut (2/17/96)
Turnovers	23, Villanova (1/6/02)*
Fouls	33, West Virginia (2/11/97)*

## Opponent - BIG EAST Team Game Lows (1- Half)

Points	16, Georgetown (3/4/04)*
Field Goals Made	6, Georgetown (2/16/05)*
Field Goals Attempted	19, Georgetown (2/16/05)*
Field Goal Percentage	21.9% (7-32), Syracuse (3/4/03)*
3 PT Field Goals Made	0 on three occasions
3 PT Field Goals Attempted	2, Georgetown (2/1/03)*
3 PT Field Goals Percentage	0.0% (0-6), Miami (2/26/00)
	0.0% (0-6), Syracuse (2/5/05)
Free Throws Made	0, West Virginia (3/10/04)
	0, Pittsburgh (2/7/04)*
Free Throws Attempted	0, St. John's (1/15/05)*
	0, Rutgers (1/31/04)
	0, West Virginia (1/9/02)
Free Throw Percentage	0.0% (0-0), Rutgers (1/31/04)*
	0.0% (0-0), West Virginia (1/9/02)
Total Rebounds	11, Virginia Tech (1/20/04)
	11, West Virginia (1/7/04)*
Offensive Rebounds	0, Virginia Tech (1/20/04)
Defensive Rebounds	7, Seton Hall (1/12/03)*
Assists	3 on three occasions
Steals	0, Connecticut (3/11/04)
	0, Georgetown (3/4/04)*
Blocked Shots	0 on three occasions
Turnovers	1, Pittsburgh (1/12/04)
Fouls	3, Pittsburgh (2/7/04) *

## Opponent - BIG EAST Team Game Lows (2- Half)

Points	21, Rutgers (1/14/03)*
Field Goals Made	5, West Virginia (1/9/02)
Field Goals Attempted	17, Boston College (1/9/96)
Field Goal Percentage	22.7%, West Virginia (1/9/02)
3 PT Field Goals Made	0, Connecticut (2/26/01)
3 PT Field Goals Attempted	3, Connecticut (2/26/01)
3 PT Field Goals Percentage	0.0% (0-3), Connecticut (2/26/01)
Free Throws Made	0, Pittsburgh (12/6/97)
Free Throws Attempted	0, Pittsburgh (1/29/97)
Free Throw Percentage	0.0% (0-0), Pittsburgh (1/29/97)
Total Rebounds	9, West Virginia (3/10/04)
	9, Virginia Tech (2/22/03)*
Offensive Rebounds	1, West Virginia (3/10/04)
Defensive Rebounds	3, Virginia Tech (2/22/03)*
Assists	2, Connecticut (3/11/04)
Steals	0, St. John's (3/6/04)
	0, West Virginia (1/15/05)
Blocked Shots	0, St. John's (3/6/04)
Turnovers	0, West Virginia (3/10/04)
Fouls	2, Connecticut (2/21/05)

## Opponent - BIG EAST Team Game Lows (Total)

Points	48, Georgetown (3/4/04)*
Field Goals Made	17, Rutgers (1/20/96) *
Field Goals Attempted	40, Syracuse (2/5/05)
Field Goal Percentage	28.1% (18-64), Georgetown (3/4/04)*
3 PT Field Goals Made	1, Georgetown (2/7/98)
3 PT Field Goals Attempted	7, Seton Hall (2/5/03)
3 PT Field Goals Percentage	9.5% (2-21), Seton Hall (2/6/99)
Free Throws Made	2, Connecticut (2/12/00)*
Free Throws Attempted	3, Connecticut (2/12/00)*
Free Throw Percentage	44.0% (11-25), Pittsburgh (1/6/03)
Total Rebounds	23, Pittsburgh (2/3/01)
Offensive Rebounds	4, West Virginia (2/18/03)
Defensive Rebounds	16, Pittsburgh (1/30/02)*
Assists	6, Syracuse (2/5/05)
Steals	1, Connecticut (3/11/04)
Blocked Shots	0, St. John's (3/6/04)
Turnovers	4, Syracuse (2/15/03)
Fouls	11, Connecticut (3/11/04)



# The Last Time ...

## Notre Dame recorded a .....

30-Point win.....was on 12/28/05 - ND 85, Fordham 49 (36 Points)\*  
40-Point win.....was on 11/18/02 - ND 89, IUPUI 45 (44 Points)\*  
50-Point win.....was on 2/22/86 - ND 126, Miami 73 (53 Points)  
30-Point loss.....was on 1/7/99 - ND 62, Villanova 93 (31 Points)\*

## Notre Dame shot.....

60% on FGs.....was on 12/14/02 - 60.0% (30-50) vs. DePaul (ND 102, DePaul 71)  
65% on FGs.....was on 1/30/02 - 66.7% (34-51) vs. Pittsburgh (ND 89, Pittsburgh 76)\*  
90% on FTs.....was on 1/19/05 - 91.7% (11-12) vs. West Virginia (ND 70 - West Virginia 57)

## Notre Dame.....

Won 10 games in a row.....was from 12/1/73 thru 1/24/74 - 12 straight  
Won 15 games in a row.....was from 12/31/53 thru 3/9/54 - 18 straight  
Won 20 games in a row.....never  
Lost 5 games in a row.....was from 1/15/94 thru 1/24/94 - 6 straight  
Scored 100 points.....was on 1/15/03 (ND 101 - Boston College 94)  
- Scored 100 points on the road.....was on 1/15/03 (ND 101 - Boston College 94)  
- Scored 100 points at a neutral site.....was on 3/12/78 (ND 100 - Houston 77) (NCAA First Round, Tulsa, OK)  
- Scored 100 points and lost.....was on 3/20/71 (ND 106 - Houston 119) (NCAA Regional Semi-finals at Wichita, KS)  
Allowed 100 points.....was on 1/4/06 vs. Pittsburgh (ND 97 - Pittsburgh 100 - 2OT)  
Scored less than 50 points.....was on 11/26/05 vs. North Carolina State (ND 48 - North Carolina State 61)  
Allowed less than 50 points.....was on 12/28/05 vs. Fordham (ND 85 - Fordham 49)\*  
Played an Overtime Game.....was on 1/4/06 vs. Pittsburgh (ND 97 - Pittsburgh 100)  
- Played in a Multi-Overtime Game.....was on 1/4/06 vs. Pittsburgh (ND 97 - Pittsburgh 100 - 2OT)  
Won on a "last second" shot.....was on 2/9/03 vs. Pittsburgh (ND 66 - Pittsburgh 64 - Torin Francis layup at 00:00.6)\*  
Had 5 double figure scorers.....was on 12/28/05 vs. Fordham (ND 85 - Fordham 49) - Chris Quinn 14, Luke Zeller 11, Russell Carter 10, Rob Kurz 10, Kyle McAlarney 10  
Had 6 double figure scorers.....was on 12/14/03 vs. DePaul (ND 82 - DePaul 69) - Jordan Cornette 17, Chris Thomas 13, Colin Falls 12, Torin Francis 12, Chris Quinn 12, Rick Cornett 10  
Had 7 double figure scorers.....never  
Had two double-figure rebounders.....was on 12/18/05 vs. IPFW (ND 65 - IPFW 45) - Russell Carter 14, Torin Francis 11  
Had two players with double-doubles.....was on 12/18/05 vs. IPFW (ND 65 - IPFW 63) - Russell Carter (11 pts., 14 reb.), Torin Francis (24 pts., 11 rebs.)  
Had three players with double-doubles.....never  
Had two 20-point scorers.....was on 12/3/05 vs. Michigan (ND 67 - Michigan 71)\* - Chris Quinn - 26, Torin Francis - 22  
Had three 20-point scorers.....was on 2/28/04 vs. UCLA (ND 75 - UCLA 60) - Chris Thomas 21, Tom Timmermans 20, Chris Quinn 20  
Made 10 three-point field goals.....was on 1/4/06 - 14-36 (38.9%) vs. Pittsburgh (ND 97 - Pittsburgh 100)  
Committed 10 turnovers or less.....was on 1/4/06 - 10 turnovers vs. Pittsburgh (ND 97 - Pittsburgh 100)  
Committed 5 turnovers or less.....was on 3/4/04 - 5 turnovers vs. Georgetown (ND 61 - Georgetown 48)  
Committed 25 turnovers.....was on 2/8/00 - 26 turnovers vs. Villanova (ND 69 - Villanova 86)  
Forced 25 turnovers.....was on 11/16/01 - 30 turnovers vs. New Hampshire (ND 95 - New Hampshire 53)

## An Irish player had.....

25+ points.....was on 1/7/06 - Colin Falls (26) vs. DePaul (ND 67 - DePaul 73)  
30+ points.....was on 2/9/04 - Chris Thomas (31) vs. Connecticut (ND 80 - Connecticut 74)\*  
35+ points.....was on 1/4/06 - Chris Quinn (37) vs. Pittsburgh (ND 97 - Pittsburgh 100 2OT)  
40+ points.....was on 11/28/93 - Monty Williams (42) vs. Valparaiso (ND 96 - Valparaiso 74)\*  
15 or more rebounds.....was on 1/20/04 - Torin Francis (16) vs. Virginia Tech (ND 74 - Virginia Tech 63)  
20 rebounds.....was on 11/22/02 - Torin Francis (20) vs. Bucknell (ND 73, Bucknell 42)\*  
a "double-double".....was on 12/18/05 - Russell Carter (11 pts, 14 rebs) and Torin Francis (24 pts, 11 rebs) vs. IPFW (ND 65 - IPFW 63)  
a "triple-double".....was on 11/16/01 - Chris Thomas (24 pts, 11 ast, 11 steals) vs. New Hampshire (ND 99 - New Hampshire 53)\*  
20 points and 10 rebounds.....was on 12/3/05 - Torin Francis (22 pts, 13 rebs) vs. Michigan (ND 67 - Michigan 71)  
20 points and 20 rebounds.....was on 1/8/01 - Troy Murphy (25 pts, 20 rebs) vs. Seton Hall (ND 76 - Seton Hall 78)  
10 assists.....was on 3/2/05 - Chris Thomas (12) vs. Rutgers (ND 66, Rutgers 56)  
10 blocks.....was on 11/17/02 - Jordan Cornette (11) vs. Belmont (ND 76, Belmont 48)\*##  
10 steals.....was on 11/16/01 - Chris Thomas (11) vs. New Hampshire (ND 99, New Hampshire 53)\*##

## An opposing player had.....

25+ points.....was on 1/4/06 - Aaron Gray (25), Pittsburgh (ND 97 - Pittsburgh 100 - 2OT)  
30+ points.....was on 1/25/03 - Troy Bell (31), Boston College (ND 101 - BC 96 OT)  
35+ points.....was on 2/1/03 - Mike Sweetney (38), Georgetown (ND 93 - Georgetown 92 2OT)  
40+ points.....was on 2/8/87 - Danny Manning (40), Kansas (ND 60 - Kansas 70)  
15 rebounds.....was on 3/2/05 - Byron Joynes (15), Rutgers (ND 66 - Rutgers 56) \*  
20 rebounds.....was on 2/21/04 - Emeka Okafor (22), Connecticut (ND 50 - Connecticut 61)  
a "double-double".....was on 1/7/06 - Wilson Chandler (21 pts, 12 rebs), DePaul (ND 67 - DePaul 73)  
a "triple-double".....never  
20 points and 10 rebounds.....was on 1/7/06 - Wilson Chandler (21 pts, 12 rebs), DePaul (ND 67 - DePaul 73)  
20 points and 20 rebounds.....was on 2/9/02 - Mike Sweetney (35 pts, 20 rebs), Georgetown (ND 116 - Georgetown 111 - 4OT)  
10 assists.....was on 2/21/05 - Marcus Williams (12), Connecticut (ND 74 - Connecticut 88)  
10 blocks.....was on 1/27/73 - Bill Walton (10), UCLA (ND 63 - UCLA 82)\*  
10 steals.....was on 1/29/89 - Mark Macon (11), Temple (ND 64 - Temple 60)\*

\*indicates Notre Dame home game; #school record; @Joyce Center record

# The Last Time In A BIG EAST Game...

Note: Notre Dame began playing as a member of the BIG EAST Conference in 1995-96.

## Notre Dame Recorded a ...

30-Point win.....never  
40-Point win.....never  
50-Point win.....never  
30-Point loss.....was on 1/7/99 - ND 62, Villanova 93 (31 points)

## Notre Dame Shot ...

60% on FGs.....was on 1/6/01 - 60.8% (31-51) vs. Rutgers (ND 87 - Rutgers 80)\*  
65% on FGs.....was on 1/30/02 - 66.7% (34-51) vs. Pittsburgh (ND 89, Pittsburgh 76)\*  
90% on FTs.....was on 1/19/05 - 91.7% (11-12) vs. West Virginia (ND 70 - West Virginia 57)

## Notre Dame ...

Won 5 BIG EAST games in a row.....was from 1/16/01 thru 2/14/01 (8 straight)  
Won 10 BIG EAST games in a row.....never  
Lost 5 BIG EAST games in a row.....never  
Scored 100 points.....was on 1/15/03 (ND 101 - Boston College 94)  
-Scored 100 points on the road.....was on 1/15/03 (ND 101 - Boston College 94)  
-Scored 100 points on the neutral sit.....enever  
-Scored 100 points and lost.....never  
Allowed 100 points.....was on 1/4/06 vs. Pittsburgh (ND 97 - Pittsburgh 100 - 2OT)  
Scored less than 50 points.....never  
Allowed less than 50 points.....was on 3/4/04 vs. Georgetown (ND 61 - Georgetown 48)\*  
Played an Overtime game.....was on 1/4/06 vs. Pittsburgh (ND 97 - Pittsburgh 100)  
-Played in a Multi-Overtime Game.....was on 1/4/06 vs. Pittsburgh (ND 97 - Pittsburgh 100 - 2OT)  
Won on a "last second" shot.....was on 2/9/03 vs. Pittsburgh (ND 66 - Pittsburgh 64 - Torin Francis layup at 00:00.6)\*  
Had 5 double figure scorers.....was on 3/6/04 vs. St. John's (ND 89 - St. John's 62) - Chris Thomas 25, Jordan Cornette 12, Colin Falls 11, Torin Francis 11, Tom Timmermans 11  
Had 6 double figure scorers.....never  
Had 7 double figure scorers.....never  
Had two double figure rebounders.....never  
Had two players with double-doubles.....was on 2/21/01 vs. Boston College (ND 76 - Boston College 75) - Ryan Humphrey (15 pts, 14 rebs), Matt Carroll (17 pts, 11 rebs)  
Had three players with double-doubles.....never  
Had two 20-point scorers.....was on 2/16/04 vs. Syracuse (ND 84 - Syracuse 72) - Chris Thomas - 25, Chris Quinn - 22  
Had three 20-point scorers.....was on 2/22/03 vs. Virginia Tech (ND 98 - Virginia Tech 76) - Dan Miller 22, Chris Thomas 21, Matt Carroll 25  
Made 10 three-point field goals.....was on 1/4/06 - 14-36 (38.9%) vs. Pittsburgh (ND 97 - Pittsburgh 100)  
Committed 10 turnovers or less.....was on 1/4/06 - 10 turnovers vs. Pittsburgh (ND 97 - Pittsburgh 100)  
Committed 5 turnovers or less.....was on 3/4/04 - 5 Turnovers vs. Georgetown (ND 61 - Georgetown 48)  
Committed 25 turnovers.....was on 2/8/00 - 26 turnovers vs. Villanova (ND 69 - Villanova 86)  
Forced 25 turnovers.....never

## An Irish player had..

25+ points.....was on 1/7/06 - Colin Falls (26) vs. DePaul (ND 67 - DePaul 73)  
30+ points.....was on 2/9/04 - Chris Thomas (31) vs. Connecticut (ND 80 - Connecticut 72)\*  
35+ points.....was on 1/4/06 - Chris Quinn (37) vs. Pittsburgh (ND 97 - Pittsburgh 100 2OT)  
40+ points.....never  
15 or more rebounds.....was on 1/20/04 - Torin Francis (16) vs. Virginia Tech (ND 74 - Virginia Tech 63)  
20 rebounds.....was on 1/8/01 - Troy Murphy (20) vs. Seton Hall (ND 76 - Seton Hall 78)  
a "double-double".....was on 3/9/05 - Torin Francis (21 pts, 13 rebs) vs. Rutgers (ND 65 - Rutgers 72)  
a "triple-double".....never  
20 points and 10 rebounds.....was on 1/20/04 - Torin Francis (22 pts, 16 rebs) vs. Virginia Tech (ND 74 - Virginia Tech 63)  
20 points and 20 rebounds.....was on 1/8/01 - Troy Murphy (25 pts, 20 rebs) vs. Seton Hall (ND 76 - Seton Hall 78)  
10 assists.....was on 2/22/03 - Chris Thomas (13) vs. Virginia Tech (ND 98 - Virginia Tech 76)  
10 blocks.....never  
10 steals.....never

## An opposing player had..

25+ points.....was on 1/4/06 - Aaron Gray (25), Pittsburgh (ND 97 - Pittsburgh 100 - 2OT)  
30+ points.....was on 1/25/03 - Troy Bell (31), Boston College (ND 101 - BC 96 OT)  
35+ points.....was on 2/1/03 - Mike Sweetney (38), Georgetown (ND 93 - Georgetown 92 - 2OT)  
40+ points.....never  
15 rebounds.....was on 3/2/05 - Byron Joynes (15), Rutgers (ND 66 - Rutgers 56) \*  
20 rebounds.....was on 2/21/04 - Emeka Okafor (22), Connecticut (ND 50 - Connecticut 61)  
a "double-double".....was on 1/7/06 - Wilson Chandler (21 pts, 12 rebs), DePaul (ND 67 - DePaul 73)  
a "triple-double".....never  
20 points and 10 rebounds.....was on 1/7/06 - Wilson Chandler (21 pts, 12 rebs), DePaul (ND 67 - DePaul 73)  
20 points and 20 rebounds.....was on 2/9/02 - Mike Sweetney (35 pts, 20 rebs), Georgetown (ND 116 - Georgetown 111 - 4OT)  
10 assists.....was on 2/21/05 - Marcus Williams (12), Connecticut (ND 74 - Connecticut 88)  
10 blocks.....never  
10 steals.....never

\* indicates Notre Dame home game; @ indicates Joyce Center record

# BIG EAST Career Statistics

## Ryan Ayers' Career Stats vs. The BIG EAST

Opponent	G-GS	Min.	3Pt.			Reb.	A	PF	BS	ST	Pts.
			FG-FGA	FG-FGA	FT-FTA						
Connecticut	0-0	0/0.0	0-0	0-0	0-0	0/0.0	0	0	0	0	0/0.0
DePaul	1-0	1/1.0	0-0	0-0	0-0	0/0.0	0	0	0	0	0/0.0
Georgetown	0-0	0/0.0	0-0	0-0	0-0	0/0.0	0	0	0	0	0/0.0
Pittsburgh	1-0	6/6.0	0-0	0-0	0-0	0/0.0	0	1	0	0	0/0.0
Providence	0-0	0/0.0	0-0	0-0	0-0	0/0.0	0	0	0	0	0/0.0
Rutgers	0-0	0/0.0	0-0	0-0	0-0	0/0.0	0	0	0	0	0/0.0
St. John's	0-0	0/0.0	0-0	0-0	0-0	0/0.0	0	0	0	0	0/0.0
Seton Hall	0-0	0/0.0	0-0	0-0	0-0	0/0.0	0	0	0	0	0/0.0
Syracuse	0-0	0/0.0	0-0	0-0	0-0	0/0.0	0	0	0	0	0/0.0
Villanova	0-0	0/0.0	0-0	0-0	0-0	0/0.0	0	0	0	0	0/0.0
West Virginia	0-0	0/0.0	0-0	0-0	0-0	0/0.0	0	0	0	0	0/0.0

## Russell Carter's Career Stats vs. The BIG EAST

Opponent	G-GS	Min.	3Pt.			Reb.	A	PF	BS	ST	Pts.
			FG-FGA	FG-FGA	FT-FTA						
Connecticut	2-0	5/2.5	0-0	0-0	0-0	1/0.5	1	2	0	0	4/2.0
DePaul	1-1	37/37.0	3-11	1-5	0-0	7/7.0	2	0	1	1	7/7.0
Georgetown	3-0	12/4.0	1-2	0-0	1-2	1/0.3	0	2	1	0	3/1.0
Pittsburgh	3-1	58/19.3	7-16	2-7	7-10	7/2.3	4	6	0	2	23/7.7
Providence	1-0	2/2.0	0-1	0-1	0-0	1/1.0	0	0	0	0	0/0.0
Rutgers	2-0	23/11.5	4-9	1-2	3-4	2/1.0	0	1	0	1	4/2.0
St. John's	2-0	11/5.5	2-3	1-2	0-0	1/0.5	1	2	0	0	5/2.5
Seton Hall	1-0	8/8.0	2-3	1-1	0-0	0/0.0	0	0	0	0	5/5.0
Syracuse	2-0	13/6.5	3-6	1-3	0-3	3/1.5	0	3	0	2	7/3.5
Villanova	2-0	6/3.0	1-1	1-1	0-0	1/0.5	0	2	0	0	3/1.5
West Virginia	1-1	4/4.0	1-1	1-1	0-0	0/0.0	0	2	0	0	3/3.0

## Rick Cornett's Career Stats vs. The BIG EAST

Opponent	G-GS	Min.	3Pt.			Reb.	A	PF	BS	ST	Pts.
			FG-FGA	FG-FGA	FT-FTA						
Connecticut	5-0	69/13.8	12-23	0-0	10-14	16/3.2	1	3	2	0	34/6.8
DePaul	1-0	6/6.0	0-0	0-0	0-0	0/0.0	0	2	0	0	0/0.0
Georgetown	3-0	33/11.0	3-4	0-0	3-4	9/3.0	0	6	1	0	9/3.0
Pittsburgh	4-0	36/9.0	5-11	0-0	1-4	9/2.3	1	9	0	2	11/2.8
Providence	2-0	43/21.5	5-12	0-0	6-13	19/9.5	1	3	0	0	16/8.0
Rutgers	3-0	17/5.7	6-8	0-0	0-0	4/1.3	0	1	0	1	12/4.0
St. John's	1-0	12/12.0	1-7	0-0	4-6	9/9.0	0	1	0	2	6/6.0
Seton Hall	1-0	11/11.0	3-4	0-0	0-2	3/3.0	0	2	1	1	6/6.0
Syracuse	3-0	28/9.3	7-9	0-0	0-3	5/1.7	0	1	0	1	14/4.7
Villanova	3-0	15/5.0	3-6	0-0	0-4	8/2.7	0	3	0	0	6/2.0
West Virginia	4-0	23/5.8	4-8	0-0	4-4	6/1.5	0	0	1	1	12/3.0

## Colin Falls' Career Stats vs. The BIG EAST

Opponent	G-GS	Min.	3Pt.			Reb.	A	PF	BS	ST	Pts.
			FG-FGA	FG-FGA	FT-FTA						
Connecticut	5-2	104/20.8	12-35	10-30	6-9	8/1.6	4	5	1	4	21/4.2
DePaul	1-1	38/38.0	8-13	6-11	4-5	3/3.0	0	3	2	1	26/26.0
Georgetown	3-2	87/29.0	6-19	6-16	11-12	2/0.4	1	8	0	5	29/9.7
Pittsburgh	5-3	129/25.8	15-45	14-39	7-8	8/1.6	6	11	0	2	51/10.2
Providence	2-1	55/27.5	3-17	3-11	0-0	6/3.0	4	3	0	4	9/4.5
Rutgers	3-2	84/28.0	9-24	6-18	1-2	3/1.0	2	2	1	1	27/9.0
St. John's	2-1	50/25.0	11-21	9-17	3-3	3/1.5	3	7	1	0	34/17.0
Seton Hall	2-1	38/19.0	3-10	3-6	10-11	4/2.0	0	3	0	1	19/9.5
Syracuse	4-2	95/23.8	7-20	7-19	7-8	7/1.8	9	7	1	0	28/7.0
Villanova	3-3	92/30.7	8-17	8-14	7-8	8/2.7	3	8	1	0	31/10.3
West Virginia	3-2	61/20.3	7-17	7-16	6-6	6/2.0	3	2	0	0	27/9.0

## Torin Francis' Career Stats vs. The BIG EAST

Opponent	G-GS	Min.	3Pt.			Reb.	A	PF	BS	ST	Pts.
			FG-FGA	FG-FGA	FT-FTA						
Connecticut	4-4	94/23.5	14-34	0-0	14-22	22/5.5	1	7	4	2	42/10.5
DePaul	1-1	27/27.0	5-11	0-0	0-0	7/7.0	2	1	0	0	10/10.0
Georgetown	4-4	107/26.8	8-21	0-0	9-10	23/5.8	4	10	9	2	25/6.3
Pittsburgh	7-7	189/27.0	22-54	0-0	8-20	49/7.0	6	11	6	2	52/7.4
Providence	2-2	38/19.0	4-13	0-0	5-6	13/6.5	0	2	0	0	13/6.5
Rutgers	5-5	152/30.4	20-42	0-0	27-33	38/7.6	5	9	8	1	67/13.4
St. John's	2-2	70/35.0	8-22	0-0	12-16	15/7.5	2	3	2	1	28/14.0
Seton Hall	3-3	88/29.3	12-27	0-0	10-14	27/9.0	1	4	2	4	34/11.3
Syracuse	5-5	164/32.8	24-41	0-0	35-53	47/9.4	5	14	7	0	83/16.6
Villanova	3-3	63/21.0	14-26	0-0	6-10	20/6.7	1	10	1	0	34/11.3
West Virginia	4-4	108/27.0	17-32	0-0	8-16	23/5.8	4	9	6	1	42/10.5

## Zach Hillesland's Career Stats vs. The BIG EAST

Opponent	G-GS	Min.	3Pt.			Reb.	A	PF	BS	ST	Pts.
			FG-FGA	FG-FGA	FT-FTA						
Connecticut	0-0	0/0.0	0-0	0-0	0-0	0/0.0	0	0	0	0	0/0.0
DePaul	0-0	0/0.0	0-0	0-0	0-0	0/0.0	0	0	0	0	0/0.0
Georgetown	0-0	0/0.0	0-0	0-0	0-0	0/0.0	0	0	0	0	0/0.0
Pittsburgh	1-0	1/1.0	0-0	0-0	0-0	0/0.0	0	0	0	0	0/0.0
Providence	0-0	0/0.0	0-0	0-0	0-0	0/0.0	0	0	0	0	0/0.0
Rutgers	0-0	0/0.0	0-0	0-0	0-0	0/0.0	0	0	0	0	0/0.0
St. John's	0-0	0/0.0	0-0	0-0	0-0	0/0.0	0	0	0	0	0/0.0
Seton Hall	0-0	0/0.0	0-0	0-0	0-0	0/0.0	0	0	0	0	0/0.0
Syracuse	0-0	0/0.0	0-0	0-0	0-0	0/0.0	0	0	0	0	0/0.0
Villanova	0-0	0/0.0	0-0	0-0	0-0	0/0.0	0	0	0	0	0/0.0
West Virginia	0-0	0/0.0	0-0	0-0	0-0	0/0.0	0	0	0	0	0/0.0

## Rob Kurz' Career Stats vs. The BIG EAST

Opponent	G-GS	Min.	3Pt.			Reb.	A	PF	BS	ST	Pts.
			FG-FGA	FG-FGA	FT-FTA						
Connecticut	1-0	1/1.0	0-0	0-0	0-0	0/0.0	0	0	0	0	0/0.0
DePaul	1-0	24/24.0	2-3	1-1	2-2	7/7.0	0	4	0	2	7/7.0
Georgetown	1-0	1/1.0	0-0	0-0	0-0	0/0.0	0	0	0	0	0/0.0
Pittsburgh	1-0	15/15.0	2-2	0-0	2-2	2/2.0	0	3	0	0	6/6.0
Providence	1-0	2/2.0	0-0	0-0	0-0	0/0.0	0	0	0	0	0/0.0
Rutgers	0-0	0/0.0	0-0	0-0	0-0	0/0.0	0	0	0	0	0/0.0
St. John's	0-0	0/0.0	0-0	0-0	0-0	0/0.0	0	0	0	0	0/0.0
Seton Hall	0-0	0/0.0	0-0	0-0	0-0	0/0.0	0	0	0	0	0/0.0
Syracuse	0-0	0/0.0	0-0	0-0	0-0	0/0.0	0	0	0	0	0/0.0
Villanova	0-0	0/0.0	0-0	0-0	0-0	0/0.0	0	0	0	0	0/0.0
West Virginia	1-0	1/1.0	0-0	0-0	0-0	0/0.0	0	0	0	0	0/0.0

## Kyle McAlarney's Career Stats vs. The BIG EAST

Opponent	G-GS	Min.	3Pt.			Reb.	A	PF	BS	ST	Pts.
			FG-FGA	FG-FGA	FT-FTA						
Connecticut	0-0	0/0.0	0-0	0-0	0-0	0/0.0	0	0	0	0	0/0.0
DePaul	1-0	8/8.0	0-2	0-2	0-0	1/1.0	1	1	0	0	0/0.0
Georgetown	0-0	0/0.0	0-0	0-0	0-0	0/0.0	0	0	0	0	0/0.0
Pittsburgh	1-0	18/18.0	1-2	1-2	0-0	1/1.0	1	5	0	0	3/3.0
Providence	0-0	0/0.0	0-0	0-0	0-0	0/0.0	0	0	0	0	0/0.0
Rutgers	0-0	0/0.0	0-0	0-0	0-0	0/0.0	0	0	0	0	0/0.0
St. John's	0-0	0/0.0	0-0	0-0	0-0	0/0.0	0	0	0	0	0/0.0
Seton Hall	0-0	0/0.0	0-0	0-0	0-0	0/0.0	0	0	0	0	0/0.0
Syracuse	0-0	0/0.0	0-0	0-0	0-0	0/0.0	0	0	0	0	0/0.0
Villanova	0-0	0/0.0	0-0	0-0	0-0	0/0.0	0	0	0	0	0/0.0
West Virginia	0-0	0/0.0	0-0	0-0	0-0	0/0.0	0	0	0	0	0/0.0

# BIG EAST Career Statistics

## Chris Quinn's Career Stats vs. The BIG EAST

Opponent	G-GS	Min.	3Pt.			Reb.	A	PF	BS	ST	Pts.
			FG- FGA	FG- FGA	FT- FTA						
Connecticut	6-5	192/32.0	24-62	11-31	5-12	14/2.3	12	1	1	6	64/10.7
DePaul	1-1	40/40.0	6-15	1-7	3-6	2/2.0	9	1	0	0	16/16.0
Georgetown	5-3	158/31.6	16-31	12-20	15-19	13/2.6	17	6	0	5	61/12.2
Pittsburgh	7-5	213/30.4	30-67	17-63	10-11	19/2.7	25	14	1	6	89/12.7
Providence	3-2	81/27.0	10/22	6-13	4-6	9/3.0	8	2	0	2	30/10.0
Rutgers	5-3	100/20.0	12-24	5-12	6-6	8/1.6	3	6	1	4	35/7.0
St. John's	3-2	93/31.0	10-26	5-14	1-1	11/3.7	10	6	2	5	26/8.7
Seton Hall	4-2	103/25.8	6-17	3-11	6-8	7/1.8	10	6	0	5	21/5.3
Syracuse	6-4	179/29.8	24-50	16-38	9-11	14/2.3	18	11	0	6	73/12.2
Villanova	3-2	109/36.3	13-31	8-18	8-9	11/3.7	13	4	2	5	42/14.0
West Virginia	5-2	136/27.2	13-33	8-19	5-5	13/2.6	11	5	0	3	39/7.8

## Luke Zeller's Career Stats vs. The BIG EAST

Opponent	G-GS	Min.	3Pt.			Reb.	A	PF	BS	ST	Pts.
			FG- FGA	FG- FGA	FT- FTA						
Connecticut	0-0	0/0.0	0-0	0-0	0-0	0/0.0	0	0	0	0	0/0.0
DePaul	1-1	20/20.0	0-1	0-1	1-2	7/7.0	2	3	0	1	1/1.0
Georgetown	0-0	0/0.0	0-0	0-0	0-0	0/0.0	0	0	0	0	0/0.0
Pittsburgh	1-1	38/38.0	4-12	3-10	0-0	5/5.0	3	3	1	0	11/11.0
Providence	0-0	0/0.0	0-0	0-0	0-0	0/0.0	0	0	0	0	0/0.0
Rutgers	0-0	0/0.0	0-0	0-0	0-0	0/0.0	0	0	0	0	0/0.0
St. John's	0-0	0/0.0	0-0	0-0	0-0	0/0.0	0	0	0	0	0/0.0
Seton Hall	0-0	0/0.0	0-0	0-0	0-0	0/0.0	0	0	0	0	0/0.0
Syracuse	0-0	0/0.0	0-0	0-0	0-0	0/0.0	0	0	0	0	0/0.0
Villanova	0-0	0/0.0	0-0	0-0	0-0	0/0.0	0	0	0	0	0/0.0
West Virginia	0-0	0/0.0	0-0	0-0	0-0	0/0.0	0	0	0	0	0/0.0



# Rick Cornett

Forward • Senior • 6-9 • 244 • Country Club Hills, IL

(Homewood Christian Academy)


11

Has scored in double figures in five career games • Lone career double-double (14 pts./14 rebs.) was against Providence on Feb. 19, 2005 • Enjoyed most productive outing of the season against Alabama as he scored eight points and grabbed a season-high nine rebounds in 15 minutes of action • Has started once and seen action off the bench in twelve games • Tied a season high in points (10) in the win over Niagara • Scored nine points against Columbia in his first start since the 2003-04 season • Carded nine points and eight boards against Fordham, while also recording two assists, two blocks and two steals in a season-high 18 minutes • Scored eight points in 14 minutes against Pittsburgh in the BIG EAST opener.

Opp.	Min.	Total				Rebounds				PF	A	TO	BLK	Stl.	Pts.	
		FG-FGA	Pct.	3FG-FGA	Pct.	FT-FTA	Pct.	Off.	Def.							Total
Lafayette	13	3-3	1.000	0-0	.000	4-6	.667	0	3	3	0	0	0	2	0	10
Hofstra	11	2-3	.667	0-0	.000	0-0	.000	1	2	3	1	0	0	0	0	4
NC State	9	1-2	.500	0-0	.000	0-0	.000	0	2	2	2	0	1	1	0	2
Michigan	3	0-1	.000	0-0	.000	0-0	.000	1	1	2	2	0	1	0	0	0
Alabama	15	2-6	.333	0-0	.000	4-5	.800	5	4	9	1	0	2	1	0	8
Fla. Int.	9	2-4	.500	0-0	.000	1-2	.500	1	2	3	2	0	0	0	0	5
IPFW	3	0-1	.000	0-0	.000	0-0	.000	0	0	0	0	1	0	0	0	0
Niagara	15	5-6	.833	0-0	.000	0-2	.000	1	3	4	2	1	1	1	2	10
Columbia (S)	15	3-4	.750	0-0	.000	3-4	.750	1	0	1	1	0	0	0	0	9
Fordham	18	4-6	.667	0-0	.000	1-2	.500	3	5	8	1	2	1	2	2	9
Wofford	8	2-3	.667	0-0	.000	0-0	.000	1	2	3	1	0	0	0	0	4
Pittsburgh	14	4-8	.500	0-0	.000	0-2	.000	4	0	4	5	1	2	0	1	8
DePaul	6	0-0	.000	0-0	.000	0-0	.000	0	0	0	2	0	1	0	0	0

## Cornett's Career Statistics

YEAR	G-S	MIN/AVG	FG-FGA	PCT.	3-Point		FT-FTA	PCT.	O	Rebounds			AST.	STL	BLK	PF-D	PTS/AVG
					FG-FGA	PCT.				D	TOT	AVG.					
2002-03	12-0	61/5.1	10-17	.588	0-0	.000	10-14	.714	2	11	13	1.1	2	0	3	7-0	30/2.5
BIG EAST	2-0	4/2.0	0-1	.000	0-0	.000	2-4	.500	1	0	1	0.5	0	0	0	0-0	2/1.0
2003-04	26-1	284/10.9	38-80	.475	0-0	.000	42-62	.677	38	51	89	3.4	4	11	7	32-0	118/4.5
BIG EAST	14-0	121/8.6	13-37	.400	0-0	.000	14-27	.519	19	25	44	3.1	0	5	2	14-0	40/2.0
2004-05	26-0	245/9.4	40-68	.588	0-0	.000	15-37	.405	32	35	67	2.6	4	5	10	36-0	95/3.7
BIG EAST	13-0	131/10.1	24-35	.686	0-0	.000	8-19	.421	16	19	35	2.7	1	2	3	20-0	56/4.3
2005-06	13-1	139/10.7	28-47	.596	0-0	.000	13-23	.565	18	24	42	3.2	5	5	7	20-1	69/5.3
BIG EAST	2-0	20/10.0	4-8	.500	0-0	.000	0-2	.000	4	0	4	2.0	1	1	0	7-1	8/4.0
TOTALS	77-2	729/9.5	116-212	.547	0-0	.000	80-136	.588	90	121	211	2.7	14	21	27	95-1	312/4.1
BIG EAST	31-0	265/8.5	41-81	.506	0-0	.000	24-52	.462	40	44	84	2.7	2	8	5	41-1	106/3.4



# Torin Francis

Forward • Senior • 6-11 • 252 • Boston, MA


(Tabor Academy)

Two-time Irish captain • Has started all 96 games he has played during his career • Leads all Irish players with 27 career double-doubles • Has four double-doubles this season and grabbed 10-plus rebounds in six outings • Scored in double figures in 57 career games and netted 20-plus points in 12 contests and grabbed 10-plus rebounds in 34 games • Registered back-to-back double-doubles against North Carolina State and Michigan • With first basket in Florida International game, became the 45th player in Notre Dame history to score 1,000 points • Named to BIG EAST Honor Roll for the week of Dec. 12 and for the week of Dec. 19 • Turned in 24 points and 11 rebounds against IPFW to earn his third double-double in four games • Hauled in a team-high 10 rebounds against Columbia • Matched career-high with four assists against Wofford • Paced the Irish with nine rebounds versus Pittsburgh, collecting his 800th career rebound in the process • Notched 10 points and seven boards at DePaul.

Opp.	Min.	Total				Rebounds				PF	A	TO	BLK	Stl.	Pts.	
		FG-FGA	Pct.	3FG-FGA	Pct.	FT-FTA	Pct.	Off.	Def.							Total
Lafayette (S)	29	2-5	.400	0-0	.000	4-4	1.000	2	12	14	1	1	1	0	1	8
Hofstra (S)	29	4-8	.500	0-0	.000	3-4	.750	2	5	7	1	2	1	1	0	11
NC State (S)	29	6-8	.750	0-0	.000	1-3	.333	4	7	11	3	0	0	1	0	13
Michigan (S)	37	8-16	.500	0-0	.000	6-7	.857	5	8	13	1	1	2	3	1	22
Alabama (S)	34	5-9	.556	0-0	.000	4-4	1.000	3	6	9	2	0	5	1	1	14
Fla. Int. (S)	25	5-9	.556	0-0	.000	6-11	.545	2	5	7	1	2	0	3	2	16
IPFW (S)	37	10-13	.769	0-0	.000	4-4	1.000	2	9	11	3	2	2	1	1	24
Niagara (S)	25	6-7	.857	0-0	.000	2-2	1.000	2	7	9	2	2	4	3	0	14
Columbia (S)	30	2-6	.333	0-0	.000	4-11	.364	2	8	10	2	0	1	4	0	8
Fordham (S)	20	4-6	.667	0-0	.000	0-0	.000	2	1	3	4	2	1	1	0	8
Wofford (S)	32	5-9	.556	0-0	.000	2-2	1.000	2	9	11	4	5	0	1	1	10
Pittsburgh (S)	29	3-11	.272	0-0	.000	1-4	.250	5	4	9	1	0	0	1	0	7
DePaul (S)	27	5-11	.455	0-0	.000	0-0	.000	2	5	7	1	2	2	0	0	10

### Francis' Career Statistics

YEAR	G-S	MIN/AVG	FG-FGA	PCT.	3-Point			Rebounds				AST.	STL	BLK	PF-D	PTS/AVG	
					FG-FGA	PCT.	FT-FTA	PCT.	O	D	TOT						AVG.
2002-03	34-34	974/28.6	126-252	.500	1-1	1.000	124-181	.685	96	188	284	8.4	34	16	60	64-0	377/11.1
BIG EAST	16-16	448/28.0	48-104	.462	0-0	.000	56-83	.675	34	71	105	6.6	19	7	23	29-0	152/9.5
2003-04	20-20	632/31.6	98-181	.567	0-2	.000	88-129	.682	61	114	175	8.8	23	7	35	47-0	284/14.2
BIG EAST	10-10	275/27.5	51-90	.567	0-0	.000	26-48	.542	26	42	68	6.8	6	1	13	23-0	128/12.8
2004-05	29-29	766/26.4	96-213	.451	0-0	.000	78-114	.684	84	143	227	7.8	14	8	31	60-1	270/9.3
BIG EAST	16-16	440/27.5	56-134	.418	0-0	.000	49-68	.721	46	74	120	7.5	8	6	16	44-1	161/10.1
2005-06	13-13	383/29.5	65-118	.551	0-0	.000	37-56	.661	35	86	121	9.3	18	7	19	26-0	167/12.8
BIG EAST	2-2	56/28.0	8-22	.364	0-0	.000	1-4	.250	7	9	16	8.0	2	0	1	2-0	17/8.5
TOTALS	96-96	2755/28.7	385-764	.505	1-3	.333	327-480	.681	276	533	807	8.4	89	38	145	191-1	1098/11.4
BIG EAST	44-44	1219/27.7	163-350	.466	0-0	.000	132-203	.650	113	196	309	7.0	35	14	53	98-1	458/10.4



# Chris Quinn


Guard • Senior • 6-2 • 185 • Dublin, OH  
(Dublin Coffman)

Two-time Irish captain • Has missed only two games (due to injury) during his career • Has netted double figures in 58 career games and 11 outings this season • Finished with 20-plus points in 10 career outings • Named to the BIG EAST Preseason Honorable Mention Team • Set a career high in assists against Lafayette with nine • Became the 44th player in Notre Dame history to score 1,000 points while finishing with a then-career-high 26 points against Michigan • Grabbed a season-high five rebounds against Michigan • Tied single-game school record with 10-10 performance from free-throw line versus Florida International • Dished out eight assists against Columbia — one off of his career high • Recorded 14 points, a career-high nine rebounds and eight assists against Fordham to finish just short of the second triple-double in school history • Dished off seven assists against Wofford • Set career highs in points (37), field goals (13), field goals attempted (23) and minutes played (49) and tied his career high in assists (9) and three-point field goals (6) in the double-overtime thriller with Pittsburgh • Handed out a career-high-tying nine assists against DePaul, marking the second consecutive game that he reached that figure.

Opp.	Min.	Total				Rebounds				PF	A	TO	BLK	Stl.	Pts.	
		FG-FGA	Pct.	3FG-FGA	Pct.	FT-FTA	Pct.	Off.	Def.							Total
Lafayette (S)	37	5-10	.500	1-2	.500	4-6	.667	0	3	3	1	9	4	0	5	15
Hofstra (S)	38	6-12	.500	2-4	.500	2-2	1.000	1	3	4	2	6	1	0	3	16
NC State (S)	39	4-15	.267	1-4	.250	2-2	1.000	1	1	3	4	5	4	0	3	11
Michigan (S)	40	9-18	.500	4-7	.571	4-4	1.000	0	2	2	0	3	2	1	0	26
Alabama (S)	40	4-8	.500	1-4	.250	2-2	1.000	2	3	5	2	4	3	0	0	11
Fla. Int. (S)	30	3-9	.333	0-3	.000	10-10	1.000	2	1	3	0	5	1	0	4	16
IPFW	DNP-Inj.															
Niagara (S)	34	2-6	.333	1-1	1.000	0-0	.000	0	4	4	1	5	2	0	3	5
Columbia (S)	39	5-10	.500	2-6	.333	6-7	.857	1	2	3	1	8	1	0	0	18
Fordham (S)	37	5-9	.555	4-6	.667	0-0	.000	1	8	9	1	8	2	0	0	14
Wofford (S)	38	2-12	.167	1-4	.250	5-6	.833	2	0	2	1	7	2	0	1	10
Pittsburgh (S)	49	13-23	.565	6-9	.667	5-5	1.000	0	6	6	5	9	3	0	2	37
DePaul (S)	40	6-15	.400	1-7	.143	3-6	.500	1	1	2	1	9	3	0	0	16

## Quinn's Career Statistics

YEAR	G-S	MIN/AVG	3-Point				Rebounds				AST.	STL	BLK	PF-D	PTS/AVG		
			FG-FGA	PCT.	FG-FGA	PCT.	FT-FTA	PCT.	O	D						TOT	AVG.
2002-03	34-0	521/15.3	43-90	.478	29-66	.439	16-20	.800	18	35	53	1.6	51	28	3	40-0	131/3.9
BIG EAST	16-0	210/13.1	15-33	.455	10-25	.400	8-10	.800	13	7	20	1.3	22	12	1	15-0	48/3.0
2003-04	32-25	1145/35.8	153-354	.432	74-195	.379	77-96	.802	15	80	95	3.0	104	47	5	62-0	457/14.3
BIG EAST	16-14	582/36.4	76-182	.418	38-105	.362	38-52	.731	8	41	49	3.1	60	26	4	29-0	228/14.3
2004-05	27-27	977/36.2	120-266	.451	66-145	.455	47-60	.783	21	56	77	2.9	86	35	5	42-0	353/12.6
BIG EAST	17-17	598/35.2	71-146	.486	43-83	.518	24-31	.774	15	37	52	3.3	54	13	4	22-0	209/12.3
2006-06	12-12	461/38.4	64-147	.435	24-57	.421	43-50	.860	11	35	46	3.8	78	21	1	19-1	195/16.3
BIG EAST	2-2	89/44.5	19-38	.500	7-16	.438	8-11	.727	1	7	8	4.0	18	2	0	6-1	53/26.5
TOTALS	106-65	3114/29.4	380-858	.443	193-463	.417	183-226	.810	65	206	271	2.6	319	131	14	163-1	1136/10.7
BIG EAST	50-32	1469/29.4	181-399	.454	98-229	.428	78-104	.750	37	92	129	2.6	154	53	9	72-1	536/10.7



# Russell Carter

Guard • Junior • 6-4 • 223 • Paulsboro, NJ  
(Paulsboro)


Earned first career start in final game last season versus Holy Cross (first round of NIT) • Has started all 13 games for the Irish this year • Played a then-career-high 25 minutes in the season opener against Lafayette and dished out three assists versus Hofstra • Scored a season-high 12 points against North Carolina State and also was in double figures in win at Alabama (11 points) • Finished with 11 points in win over Florida International which marked the first time in his career that he registered back-to-back double-digit scoring efforts • His seven rebounds against Michigan matched a career best at the time • Played a career-high 38 minutes in the win over IPFW, ripping down a career-high and team-leading 14 boards in addition to recording a career-high six steals • Hit a career-high two three-point field goals versus Niagara • Turned in his fifth double-figure scoring effort of the season with 10 points versus Fordham • Scored a career-high 16 points in win over Wofford to lead all Irish scorers in the contest, then followed that up with another 16-point effort against Pittsburgh • Has scored in double figures seven times this season • Recorded his 100th career rebound against DePaul.

Opp.	Min.	Total		Pct.	3FG-FGA		Pct.	FT-FTA		Pct.	Rebounds			PF	A	TO	BLK	Stl.	Pts.
		FG-FGA	Pct.		FG-FGA	Pct.		Off.	Def.		Total								
Lafayette (S)	25	2-5	.400	1-3	.333	4-6	.667	1	1	2	2	1	0	0	2	9			
Hofstra (S)	24	2-4	.500	1-1	1.000	1-2	.500	1	2	3	2	3	1	0	1	6			
NC State (S)	33	4-9	.444	0-4	.000	4-8	.500	1	2	3	3	1	2	1	3	12			
Michigan (S)	33	2-7	.286	0-3	.000	0-0	.000	3	4	7	3	4	3	0	2	4			
Alabama (S)	26	4-8	.500	1-1	1.000	2-4	.500	3	2	5	2	0	4	1	3	11			
Fla. Int. (S)	20	4-6	.667	1-1	1.000	2-2	1.000	0	2	2	1	1	1	1	0	11			
IPFW (S)	38	2-10	.200	1-2	.500	6-7	.857	5	9	14	2	2	3	1	6	11			
Niagara (S)	18	3-6	.500	2-3	.667	0-0	.000	1	4	5	2	2	5	0	2	8			
Columbia (S)	24	1-6	.167	1-3	.333	4-8	.500	2	3	5	2	0	0	0	2	7			
Fordham (S)	21	4-8	.500	0-2	.000	2-2	1.000	1	2	3	0	3	1	0	0	10			
Wofford (S)	30	4-9	.444	1-5	.200	7-9	.778	0	1	1	2	0	2	1	1	16			
Pittsburgh (S)	41	4-12	.333	1-5	.200	7-10	.700	4	2	6	4	3	0	0	2	16			
DePaul (S)	37	3-11	.273	1-5	.200	0-0	.000	3	4	7	0	2	1	1	1	7			

### Carter's Career Statistics

YEAR	G-S	MIN/AVG	FG-FGA		PCT.	3-Point		PCT.	FT-FTA		PCT.	Rebounds			AST.	STL	BLK	PF-D	PTS/AVG
			FG-FGA	PCT.		FG-FGA	PCT.		O	D		TOT	AVG.						
2003-04	11-0	23/2.1	3-9	.333	2-5	.400	1-2	.500	1	3	4	0.4	0	1	1	5-0	9/0.8		
BIG EAST	4-0	5/1.3	2-3	.667	1-2	.500	0-0	.000	0	1	1	0.3	0	0	0	2-0	5/1.3		
2004-05	24-1	204/8.5	30-61	.492	12-24	.500	11-18	.611	19	14	33	1.4	9	8	2	31-0	83/3.5		
BIG EAST	14-0	75/5.4	11-18	.611	5-8	.625	1-5	.200	4	5	9	0.6	3	2	1	13-0	28/2.0		
2005-06	13-13	370/28.5	39-101	.386	11-38	.289	39-58	.672	25	38	63	4.8	22	25	6	25-0	128/9.8		
BIG EAST	2-2	78/39.0	7-23	.304	2-10	.200	7-10	.700	7	6	13	6.5	5	3	1	4-0	23/11.5		
TOTALS	48-14	597/12.4	72-171	.421	25-67	.373	51-78	.654	45	55	100	2.1	31	34	9	61-0	220/4.6		
BIG EAST	20-2	158/7.9	20-44	.455	8-20	.400	8-15	.533	11	12	23	1.2	8	5	2	19-0	56/2.8		





# Colin Falls

Guard • Junior • 6-5 • 204 • Park Ridge, IL

(Loyola Academy)

15

Has not missed a game during his Notre Dame career (74 games) • Has started all 13 games for Notre Dame this season • After just two seasons, already ranks as one of the top three-point shooters in school history • His 93 three-pointers a year ago were the most ever by an Irish player in his sophomore season and third most in a single season • Of his 200 career field goals, 170 are from three-point range • Held scoreless for just the eighth time in his career against Michigan • Connected on seven three-pointers, including six in the first half against Alabama and finished with a season-high 24 points • Tied a career-high with five assists against Niagara • Matched a career high with five rebounds in the Pittsburgh game • Registered a season-high 26 points on 8-13 shooting from the field and 6-11 from beyond the arc at DePaul • His eight

field goals versus the Blue Demons marked a career high, as did his two blocked shots.

Opp.	Min.	Total			Rebounds			PF	A	TO	BLK	Stl.	Pts.			
		FG-FGA	Pct.	3FG-FGA	Pct.	FT-FTA	Pct.							Off.	Def.	Total
Lafayette (S)	29	5-13	.385	5-10	.500	0-2	.000	0	0	0	1	3	1	0	1	15
Hofstra (S)	38	5-13	.385	5-12	.417	4-6	.667	0	1	1	2	0	2	1	1	19
NC State (S)	34	1-9	.111	1-8	.125	0-0	.000	0	1	1	1	2	2	0	0	3
Michigan (S)	28	0-3	.000	0-3	.000	0-0	.000	0	2	2	2	1	1	1	1	0
Alabama (S)	40	7-17	.412	7-14	.500	3-4	.750	0	1	1	3	1	2	0	1	24
Fla. Int. (S)	27	5-9	.556	3-6	.500	0-0	.000	0	3	3	1	1	3	1	2	13
IPFW (S)	36	6-16	.375	3-7	.429	0-0	.000	0	1	1	5	2	1	0	0	15
Niagara (S)	37	6-13	.462	5-10	.500	2-2	1.000	0	2	2	2	5	2	0	2	19
Columbia (S)	30	2-12	.167	2-9	.222	4-4	1.000	0	3	3	2	2	0	0	0	10
Fordham (S)	35	2-6	.333	0-4	.000	0-0	.000	0	2	2	0	1	1	0	1	4
Wofford (S)	26	2-5	.400	1-4	.250	2-2	1.000	0	3	3	2	1	0	0	0	7
Pittsburgh (S)	39	3-13	.231	3-10	.300	0-0	.000	0	5	5	5	2	1	0	0	9
DePaul (S)	38	8-13	.615	6-11	.545	4-5	.800	0	3	3	3	0	1	2	1	26

## Falls' Career Statistics

YEAR	G-S	MIN/AVG	3-Point			Rebounds			AVG.	AST.	STL	BLK	PF-D	PTS/AVG			
			FG-FGA	PCT.	FG-FGA	PCT.	FT-FTA	PCT.							O	D	TOT
2003-04	32-8	499/15.6	47-115	.409	37-94	.394	16-23	.696	12	30	42	1.3	28	11	3	38-0	147/4.6
BIG EAST	16-2	196/12.3	19-45	.422	16-39	.410	11-16	.688	6	12	18	1.1	11	6	1	21-0	65/4.1
2004-05	29-22	901/31.1	101-261	.387	93-225	.413	70-78	.897	13	47	60	2.1	40	24	6	60-1	365/12.6
BIG EAST	16-16	567/35.4	65-171	.380	61-147	.415	52-58	.897	7	29	36	2.3	24	12	3	41-1	243/15.2
2005-06	13-13	434/33.4	52-142	.366	41-108	.380	19-25	.760	0	27	27	2.1	21	10	5	29-2	164/12.6
BIG EAST	2-2	77/38.5	11-26	.423	9-21	.429	4-5	.800	0	8	8	4.0	2	1	2	8-1	35/17.5
TOTALS	74-43	1834/24.8	200-518	.386	171-427	.400	105-126	.833	25	104	129	1.7	89	45	14	127-3	676/9.1
BIG EAST	35-21	876/25.0	96-252	.381	87-215	.405	67-79	.848	13	50	63	1.8	38	19	6	72-2	346/9.9



# Rob Kurz

Forward • Sophomore • 6-9 • 238 • Lower Gwynedd, PA  
(Penn Charter)


Set career highs in points (18), rebounds (8), field goals (8), field goals attempted (10) and minutes (25) in the season opener versus Lafayette in his first career start • Named to BIG EAST Weekly Honor Roll for the week of Nov. 21 following performance against Leopards • Came off the bench to grab six rebounds in 15 minutes against Alabama • Played 20 minutes against Florida International and had six points and six rebounds • Played a career-high 26 minutes and blocked a career-best two shots in the win over IPFW • Set a career high with two steals and tied a career best by making six free throws in the win over Columbia • Dished out a career-high three assists to go along with his 10 points in the win over Fordham • Matched career-best with eight rebounds against Wofford in addition to blocking a career-high five shots •

Recorded seven points and seven boards in 24 minutes against DePaul.

Opp.	Min.	Total				Rebounds				PF	A	TO	BLK	Stl.	Pts.	
		FG-FGA	Pct.	3FG-FGA	Pct.	FT-FTA	Pct.	Off.	Def.							Total
Lafayette (S)	25	8-10	.800	1-1	1.000	1-1	1.000	7	1	8	4	1	2	0	0	18
Hofstra (S)	18	1-3	.333	0-0	.000	0-0	.000	1	6	7	2	0	4	1	0	2
NC State (S)	19	1-2	.500	0-0	.000	0-0	.000	3	1	4	1	0	1	0	0	2
Michigan (S)	17	1-2	.500	0-0	.000	1-2	.000	1	0	1	3	0	3	1	3	3
Alabama	15	2-5	.400	0-1	.000	0-0	.000	2	4	6	4	0	0	0	0	4
Fl. Int.	20	2-6	.333	0-3	.000	2-2	1.000	1	5	6	4	1	2	0	1	6
IPFW	26	0-1	.000	0-0	.000	4-4	1.000	1	2	3	5	1	2	2	1	4
Niagara	14	0-1	.000	0-1	.000	0-0	.000	1	2	3	3	1	3	1	0	0
Columbia	20	0-2	.000	0-0	.000	6-8	.750	1	3	4	3	0	1	1	2	6
Fordham	14	3-5	.600	0-0	.000	4-6	.667	2	1	3	1	3	0	0	0	10
Wofford	22	2-3	.667	0-0	.000	0-0	.000	2	6	8	3	1	1	5	0	4
Pittsburgh	15	2-2	1.000	0-0	.000	2-2	1.000	1	1	2	3	0	0	0	0	6
DePaul	24	2-3	.667	1-1	1.000	2-2	1.000	1	6	7	4	0	2	0	2	7

### Kurz' Career Statistics

YEAR	G-S	MIN/AVG	FG-FGA		3-Point		FT-FTA		Rebounds			AST.	STL	BLK	PF-D	PTS/AVG	
			PCT.	FG-FGA	PCT.	FT-FTA	PCT.	O	D	TOT	AVG.						
2004-05	14-0	66/4.7	5-14	.357	1-3	.333	8-14	.571	8	8	16	1.1	3	1	2	9-1	19/1.4
BIG EAST	4-0	4/1.0	0-0	.000	0-0	.000	0-0	.000	0	0	0	0.0	0	0	0	0-0	0/0.0
2005-06	13-4	249/19.2	24-45	.533	2-7	.286	22-27	.815	24	38	62	4.8	8	7	11	40-1	72/5.5
BIG EAST	2-0	39/19.5	4-5	.800	1-1	1.000	4-4	1.000	2	7	9	4.5	0	2	0	7-0	13/6.5
TOTALS	27-4	315/11.7	29-59	.492	3-10	.300	30-41	.732	32	46	78	2.9	11	8	13	49-2	91/3.4
BIG EAST	6-0	43/7.2	4-5	.800	1-1	1.000	4-4	1.000	2	7	9	1.5	0	2	0	7-0	13/2.2



# Ryan Ayers

Guard/Forward • Freshman • 6-8 • 203 • Blue Bell, PA

(Germantown Academy)

42

One of four freshmen on this year's squad ... Hails from a basketball family — father Randy is an assistant coach with the Orlando Magic after previously coaching the Philadelphia 76ers and serving as head coach at Ohio State • Has played in 10 games • Logged a career-high 14 minutes against Florida International and finished with three points and three rebounds • Connected on his first two career free throws versus Fordham, while also dishing out an assist.

Opp.	Min.	Total		3FG-FGA	Pct.	FT-FTA	Pct.	Off.	Rebounds		PF	A	TO	BLK	Stl.	Pts.
		FG-FGA	Pct.						Def.	Total						
Lafayette	12	1-3	.333	0-2	.000	0-0	.000	1	1	2	0	0	2	0	0	2
Hofstra	2	0-0	.000	0-0	.000	0-0	.000	0	0	0	0	0	0	0	0	0
NC State	1	0-0	.000	0-0	.000	0-0	.000	0	0	0	0	0	0	0	0	0
Michigan	10	0-1	.000	0-1	.000	0-0	.000	0	1	1	0	0	0	1	0	0
Alabama	DNP															
Fla. Int.	14	1-4	.250	1-2	.500	0-0	.000	1	2	3	2	1	0	0	0	3
IPFW	9	0-0	.000	0-0	.000	0-0	.000	0	0	0	1	0	0	0	0	0
Niagara	10	0-6	.000	0-4	.000	0-0	.000	0	0	0	1	1	0	0	0	0
Columbia	DNP															
Fordham	3	0-0	.000	0-0	.000	2-2	1.000	0	0	0	1	1	0	0	0	2
Wofford	DNP															
Pittsburgh	6	0-0	.000	0-0	.000	0-0	.000	0	0	0	1	0	0	0	0	0
DePaul	1	0-0	.000	0-0	.000	0-0	.000	0	0	0	0	0	0	0	0	0

## Ayers' Career Statistics

YEAR	G-S	MIN/AVG	FG-FGA		PCT.	3-Point		FT-FTA	PCT.	Rebounds			AST.	STL	BLK	PF-D	PTS/AVG	
			FG-FGA	PCT.		FG-FGA	PCT.			O	D	TOT						AVG.
2005-06	10-0	67/6.7	2-14	.143		1-9	.111	2-2	1.000	2	4	6	0.6	3	0	1	6-0	7/0.7
BIG EAST	2-0	6/6.0	0-0	.000		0-0	.000	0-0	.000	0	0	0	0.0	0	0	0	1-0	0/0.0
TOTALS	10-0	67/6.7	2-14	.143		1-9	.111	2-2	1.000	2	4	6	0.6	3	0	1	6-0	7/0.7
BIG EAST	2-0	6/3.0	0-0	.000		0-0	.000	0-0	.000	0	0	0	0.0	0	0	0	1-0	0/0.0



# Zach Hillesland

Forward • Freshman • 6-9 • 226 • Toledo, OH

(St. John's Jesuit)


33

Has seen action in eight games this season off the bench • Played a career-high 10 minutes against Florida International • Grabbed a rebound in the Hofstra, Florida International and Fordham contests • Notched his first four collegiate points in the win over Niagara • Sank two free throws and handed out an assist against Fordham.

Opp.	Min.	Total		3FG-FGA	Pct.	FT-FTA	Pct.	Rebounds			PF	A	TO	BLK	Stl.	Pts.
		FG-FGA	Pct.					Off.	Def.	Total						
Lafayette	3	0-1	.000	0-0	.000	0-0	.000	0	0	0	0	0	0	0	0	0
Hofstra	2	0-0	.000	0-0	.000	0-0	.000	0	1	1	0	0	0	0	0	0
NC State	1	0-0	.000	0-0	.000	0-0	.000	0	0	0	0	0	0	0	0	0
Michigan	DNP															
Alabama	DNP															
Fla. Int.	10	0-2	.000	0-0	.000	0-0	.000	0	1	1	3	1	0	0	0	0
IPFW	1	0-0	.000	0-0	.000	0-0	.000	0	0	0	0	0	0	0	0	0
Niagara	2	2-2	1.000	0-0	.000	0-0	.000	0	0	0	0	0	0	0	0	4
Columbia	DNP															
Fordham	3	0-0	.000	0-0	.000	2-2	1.000	0	1	1	0	1	0	0	0	2
Wofford	DNP															
Pittsburgh	1	0-0	.000	0-0	.000	0-0	.000	0	0	0	0	0	0	0	0	0
DePaul	DNP															

## Hillesland's Career Statistics

YEAR	G-S	MIN/AVG	FG-FGA		PCT.	3-Point		FT-FTA	PCT.	Rebounds			AST.	STL	BLK	PF-D	PTS/AVG	
			FG-FGA	PCT.		FG-FGA	PCT.			O	D	TOT						AVG.
2005-06	8-0	22/2.8	2-5	.400		0-0	.000	2-2	1.000	0	3	3	0.4	2	0	0	0-0	6/0.8
BIG EAST	1-0	1/1.0	0-0	.000		0-0	.000	0-0	.000	0	0	0	0.0	0	0	0	0-0	0/0.0
TOTALS	8-0	22/2.8	2-5	.400		0-0	.000	2-2	1.000	0	3	3	0.4	2	0	0	0-0	6/0.8
BIG EAST	1-0	1/1.0	0-0	.000		0-0	.000	0-0	.000	0	0	0	0.0	0	0	0	0-0	0/0.0



# Kyle McAlarney

Guard • Freshman • 6-1 • 200 • Staten Island, NY  
(Moore Catholic)

23

Talented scoring threat will back up Chris Quinn this season at point guard • Has played in all 13 contests • Became first freshman to score in double figures in four straight games since Chris Thomas during the 2001-02 campaign • Scored seven points in season opener against Lafayette and had six points (two three-pointers) in win at Alabama • Played 18 minutes against Florida International • Set career highs in minutes (37), rebounds (3), steals (2) and blocks (1) against IPFW in his first career start • Scored a career-high 16 points and dished out a career-high five assists versus Niagara • Named to BIG EAST Weekly Honor Roll for the week of December 26 • Notched a career-high two steals against Fordham • Hit all four of his field goal attempts, including three three-pointers against Wofford and finished with 12 points • Netted double figures in four straight outings with 16 points against Niagara, 14 against Columbia, 10 against Fordham and 12 versus Wofford.

Opp.	Min.	Total			Rebounds			PF	A	TO	BLK	Stl.	Pts.	
		FG-FGA	Pct.	3FG-FGA	Pct.	FT-FTA	Pct.							Off.
Lafayette	15	1-6	.167	1-3	.333	4-4	1.000	2	0	2	1	0	0	7
Hofstra	17	2-3	.667	1-2	.500	0-0	.000	0	0	0	0	3	1	5
NC State	14	1-3	.333	0-0	.000	0-0	.000	0	0	0	3	1	2	2
Michigan	9	1-1	1.000	2-2	1.000	2-2	1.000	0	0	0	2	0	1	4
Alabama	14	2-2	1.000	2-2	1.000	0-0	.000	0	0	0	2	1	1	6
Fla. Int.	18	1-4	.250	0-3	.000	2-2	1.000	0	2	2	1	2	0	4
IPFW (S)	37	1-7	.143	1-6	.167	3-4	.750	1	2	3	1	4	3	6
Niagara	31	6-8	.750	4-6	.667	0-0	.000	0	3	3	0	5	1	16
Columbia	27	5-8	.625	3-6	.500	1-1	1.000	0	1	1	1	1	3	14
Fordham	23	2-4	.500	2-4	.500	4-4	1.000	0	1	1	1	4	2	10
Wofford	26	4-4	1.000	3-3	1.000	1-2	.500	0	1	1	1	3	2	12
Pittsburgh	18	1-2	.500	1-2	.500	0-0	.000	1	0	1	5	1	3	3
DePaul	8	0-2	.000	0-2	.000	0-0	.000	1	0	1	1	1	3	0

### McAlarney's Career Statistics

YEAR	G-S	MIN/AVG	FG-FGA	PCT.	3-Point FG-FGA	PCT.	FT-FTA	PCT.	Rebounds			AVG.	AST.	STL	BLK	PF-D	PTS/AVG
									O	D	TOT						
2005-06	13-1	258/19.8	27-54	.500	18-39	.462	17-19	.895	5	10	15	1.2	26	7	1	19-1	89/6.8
BIG EAST	2-0	26/13.0	1-4	.250	1-4	.250	0-0	.000	2	0	2	1.0	2	0	0	6-1	3/1.5
TOTALS	13-1	258/19.8	27-54	.500	18-39	.462	17-19	.895	5	10	15	1.2	26	7	1	19-1	89/6.8
BIG EAST	2-0	26/13.0	1-4	.250	1-4	.250	0-0	.000	2	0	2	2.0	2	0	0	6-1	3/1.5



# Luke Zeller

Forward/Center • Freshman • 6-11 • 240 • Washington, IN  
(Washington)

40


Joins Chris Thomas (2001-05) as the the second Indiana Mr. Basketball to attend Notre Dame • One of two McDonald's All-Americans on the Irish roster • Pulled down nine rebounds to pace the Irish versus Hofstra • Scored eight points and grabbed six rebounds against Michigan • Made his first career start against Alabama and has earned eight total starts this year • Scored seven points and grabbed four rebounds versus Florida International • Tallied seven rebounds, all in the second half, against Niagara • Scored a career-high 11 points and tied his career best with nine rebounds in the Fordham games • Hit a career-high three three-pointers on five attempts versus Wofford and finished with nine points • Tied a career high with 11 points against Pittsburgh in a career-best 38 minutes • Chipped in seven rebounds in 20 minutes the

at DePaul.

Total Opp.	Min.	FG-FGA		3FG-FGA		Rebounds		Off.	Def.	Total	PF	A	TO	BLK	Stl.	Pts.
		Pct.	Pct.	Pct.	Pct.	FT-FTA	Pct.									
Lafayette	11	0-0	.000	0-0	.000	0-0	.000	0	3	3	5	0	4	1	1	0
Hofstra	23	2-6	.333	1-3	.333	1-2	.500	1	8	9	0	2	1	1	0	6
NC State	20	1-3	.333	1-2	.500	0-0	.000	0	4	4	1	2	2	0	0	3
Michigan	23	3-9	.333	2-6	.333	0-3	.000	3	3	6	3	2	1	0	0	8
Alabama (S)	16	0-2	.000	0-1	.000	0-0	.000	1	0	1	2	1	1	0	0	0
Fla. Int. (S)	24	1-4	.250	1-3	.333	4-4	1.000	0	4	4	1	3	0	1	0	7
IPFW (S)	14	2-3	.667	1-2	.500	0-0	.000	0	2	2	1	2	1	0	0	5
Niagara (S)	14	2-3	.667	0-1	.000	0-0	.000	2	5	7	0	1	2	1	0	4
Columbia	15	1-2	.500	1-2	.500	0-2	.000	3	2	5	4	1	3	0	0	3
Fordham (S)	22	4-8	.500	2-4	.500	1-2	.500	1	8	9	0	0	2	0	1	11
Wofford (S)	18	3-6	.600	3-5	.600	0-0	.000	0	3	3	1	1	0	0	0	9
Pittsburgh (S)	38	4-12	.333	3-10	.300	0-0	.000	0	5	5	3	3	1	1	0	11
DePaul (S)	20	0-1	.000	0-1	.000	1-2	.500	2	5	7	3	2	0	0	1	1

## Zeller's Career Statistics

YEAR	G-S	MIN/AVG	FG-FGA		3-Point		FT-FTA		PCT.	Rebounds			AST.	STL	BLK	PF-D	PTS/AVG
			PCT.	PCT.	PCT.	PCT.	O	D		TOT	AVG.						
2005-06	13-8	258/19.8	23-58	.397	15-40	.375	7-14	.500	13	52	65	5.0	20	3	5	24-1	68/5.2
BIG EAST	2-2	58/29.0	4-13	.308	3-11	.273	1-2	.500	2	10	12	6.0	5	1	1	6-0	12/6.0
TOTALS	13-8	258/19.8	23-58	.397	15-40	.375	7-14	.500	13	52	65	5.0	20	3	5	24-1	68/5.2
BIG EAST	2-2	58/29.0	4-13	.308	3-11	.273	1-2	.500	2	10	12	6.0	5	1	1	6-0	12/6.0



# Chris Murphy

Forward • Senior • 6-7 • 216 • Downer's Grove, IL  
(Benet Academy)

24

Second year walk-on to Irish program • Has played in five games • Had a rebound in the Hofstra, Florida International and Fordham contests • Nailed a three-point field goal against Fordham for his first points in an Irish uniform.

Opp.	Min.	Total		3FG-FGA	Pct.	FT-FTA	Pct.	Off.	Def.	Rebounds					Pts.	
		FG-FGA	Pct.							Total	PF	A	TO	BLK		Stl.
Lafayette	1	0-0	.000	0-0	.000	0-0	.000	0	0	0	0	0	0	0	0	0
Hofstra	1	0-0	.000	0-0	.000	0-0	.000	0	1	1	0	0	0	0	0	0
NC State	DNP															
Michigan	DNP															
Alabama	DNP															
Fla. Int.	2	0-1	.000	0-1	.000	0-0	.000	0	1	1	0	0	0	0	1	0
IPFW	DNP															
Niagara	1	0-0	.000	0-0	.000	0-0	.000	0	0	0	0	0	0	0	0	0
Columbia	DNP															
Fordham	2	1-1	1.000	1-1	1.000	0-0	.000	0	1	1	0	0	1	0	0	2
Wofford	DNP															
Pittsburgh	DNP															
DePaul	DNP															

### Murphy's Career Statistics

YEAR	G-S	MIN/AVG	FG-FGA		3-Point		FT-FTA		PCT.	Rebounds			AST.	STL	BLK	PF-D	PTS/AVG
			PCT.	PCT.	PCT.	O	D	TOT		AVG.							
2004-05	2-0	2/1.0	0-0	.000	0-0	.000	0-0	.000	0	0	0	0.0	0	0	0	1-0	0/0.0
BIG EAST	2-0	1/1.0	0-0	.000	0-0	.000	0-0	.000	0	0	0	0.0	0	0	0	0-0	0/0.0
2005-06	5-0	6/1.2	1-2	.500	1-2	.500	0-0	.000	0	3	3	0.6	0	1	0	0-0	3/0.6
BIG EAST	0-0	0/0.0	0-0	.000	0-0	.000	0-0	.000	0	0	0	0.0	0	0	0	0-0	0/0.0
TOTALS	7-0	8/1.1	1-2	.500	1-2	.500	0-0	.000	0	3	3	0.4	0	1	0	1-0	3/0.4
BIG EAST	1-0	1/1.0	0-0	.000	0-0	.000	0-0	.000	0	0	0	0.0	0	0	0	0-0	0/0.0



# Kieran Piller

Guard • Junior • 6-2 • 190 • Endicott, NY  
(Union-Endicott)

35

First-year walk-on to Irish program • Has played in two games • Sank two free throws against against Fordham for his first points in an Irish uniform.

Opp.	Min.	Total		3FG-FGA	Pct.	FT-FTA	Pct.	Off.	Def.	Rebounds			BLK	Stl.	Pts.
		FG-FGA	Pct.							Total	PF	A			
Lafayette	DNP														
Hofstra	DNP														
NC State	DNP														
Michigan	DNP														
Alabama	DNP														
Fla. Int.	1	0-0	.000	0-0	.000	0-0	.000	0	0	0	0	0	0	0	0
IPFW	DNP														
Niagara	DNP														
Columbia	DNP														
Fordham	2	0-0	.000	0-0	.000	2-2	1.000	0	0	0	0	0	0	0	2
Wofford	DNP														
Pittsburgh	DNP														
DePaul	DNP														

### Piller's Career Statistics

YEAR	G-S	MIN/AVG	FG-FGA		3-Point		FT-FTA		PCT.	Rebounds			AST.	STL	BLK	PF-D	PTS/AVG
			PCT.	FG-FGA	PCT.	FG-FGA	PCT.	O		D	TOT	AVG.					
2005-06	2-0	3/1.5	0-0	.000	0-0	.000	2-2	1.000	0	0	0	0.0	0	0	0	0-0	2/1.0
BIG EAST	0-0	0/0.0	0-0	.000	0-0	.000	0-0	.000	0	0	0	0.0	0	0	0	0-0	0/0.0
TOTALS	2-0	3/1.5	0-0	.000	0-0	.000	2-2	1.000	0	0	0	0.0	0	0	0	0-0	2/1.0
BIG EAST	0-0	0/0.0	0-0	.000	0-0	.000	0-0	.000	0	0	0	0.0	0	0	0	0-0	0/0.0



## Career/Season Highs

### Ryan Ayers

#### Points:

Career: 3 vs. Florida International (12-10-05)

#### Field Goals:

Career: 1 vs. Lafayette (11-20-05) and Florida International (12-10-05)

#### Field Goals Attempted:

Career: 6 vs. Niagara (12-21-05)

#### Field-Goal Percentage:

Career: .333 vs. Lafayette (11-20-05)

#### Three-Point Field Goals:

Career: 1 vs. Florida International (12-10-05)

#### Three-Point Field Goals Attempted:

Career: 4 vs. Niagara (12-21-05)

#### Three-Point Field Goal Percentage:

Career: .500 vs. Florida International (12-10-05)

#### Free Throws:

Career: 2 vs. Fordham (12-28-05)

#### Free Throws Attempted:

Career: 2 vs. Fordham (12-28-05)

#### Free-Throw Percentage:

Career: 1.000 vs. Fordham (12-28-05)

#### Rebounds:

Career: 3 vs. Florida International (12-10-05)

#### Assists:

Career: 1 on three occasions

#### Blocked Shots:

Career: —

#### Steals:

Career: —

#### Minutes:

Career: 14 vs. Florida International (12-10-05)

### Russell Carter

#### Points:

Career: 16 vs. Wofford (12-30-05) and Pittsburgh (1-4-06)

Season: 16 vs. Wofford (12-30-05) and Pittsburgh (1-4-06)

#### Field Goals:

Career: 4 on seven occasions

Season: 4 on six occasions

#### Field Goals Attempted:

Career: 12 vs. Pittsburgh (1-4-06)

Season: 12 vs. Pittsburgh (1-4-06)

#### Field-Goal Percentage:

Career: 1.000 on five occasions

Season: .667 vs. Florida International (12-10-05)

#### Three-Point Field Goals:

Career: 2 vs. Niagara (12-21-05)

Season: 2 vs. Niagara (12-21-05)

#### Three-Point Field Goals Attempted:

Career: 5 on five occasions

Season: 5 on three occasions

#### Three-Point Field Goal Percentage:

Career: 1.000 (1-1) on eight occasions

Season: 1.000 on two occasions

#### Free Throws:

Career: 7 vs. Wofford (12-30-05) and Pittsburgh (1-4-06)

Season: 7 vs. Wofford (12-30-05) and Pittsburgh (1-4-06)

#### Free Throws Attempted:

Career: 10 vs. Pittsburgh (1-4-06)

Season: 10 vs. Pittsburgh (1-4-06)

#### Free-Throw Percentage:

Career: 1.000 on four occasions

Season: 1.000 vs. Florida International (12-10-05) and Fordham (12-28-05)

#### Rebounds:

Career: 14 vs. IPFW (12-18-05)

Season: 14 vs. IPFW (12-18-05)

#### Assists:

Career: 4 vs. Michigan (12-3-05)

Season: 4 vs. Michigan (12-3-05)

#### Blocked Shots:

Career: 1 on eight occasions

Season: 1 on six occasions

#### Steals:

Career: 6 vs. IPFW (12-18-05)

Season: 6 vs. IPFW (12-18-05)

#### Minutes:

Career: 41 vs. Pittsburgh (1-4-06)

Season: 41 vs. Pittsburgh (1-4-06)

### Rick Cornett

#### Points:

Career: 16 vs. Purdue (3-17-04)

Season: 10 vs. Lafayette (11-20-05) and Niagara (12-21-05)

#### Field Goals:

Career: 5 vs. Connecticut (3-11-04) and Niagara (12-21-05)

Season: 5 vs. Niagara (12-21-05)

#### Field Goals Attempted:

Career: 9 vs. Providence (2-19-05)

Season: 8 vs. Pittsburgh (1-4-06)

#### Field-Goal Percentage:

Career: 1.000 on seven occasions

Season: 1.000 (3-3) vs. Lafayette (11-20-05)

#### Three-Point Field Goals:

Career: —

Season: —

#### Three-Point Field Goals Attempted:

Career: —

Season: —

#### Three-Point Field Goal Percentage:

Career: —

Season: —

#### Free Throws:

Career: 8 vs. Purdue (3-17-04)

Season: 4 vs. Lafayette (11-20-05) and Alabama (12-7-05)

#### Free Throws Attempted:

Career: 9 vs. Providence (2-19-05)

Season: 6 vs. Lafayette (11-20-05)

#### Free-Throw Percentage:

Career: 1.000 on 11 occasions

Season: .800 vs. Alabama (12-7-05)

#### Rebounds:

Career: 14 vs. Providence (2-15-05)

Season: 9 vs. Alabama (12-7-05)

#### Assists:

Career: 2 on four occasions

Season: 1 vs. Fordham (12-28-05) and Pittsburgh (1-4-06)

#### Blocked Shots:

Career: 2 on six occasions

Season: 2 vs. Lafayette (11-20-05) and Fordham (12-28-05)

#### Steals:

Career: 2 on six occasions

Season: 2 vs. Niagara (12-21-05) and Fordham (12-28-05)

#### Minutes:

Career: 27 vs. Providence (2-19-05)

Season: 18 vs. Fordham (12-28-05)

### Colin Falls

#### Points:

Career: 28 vs. Pittsburgh (3-5-05)

Season: 26 vs. DePaul (1-7-06)

#### Field Goals:

Career: 8 on three occasions

Season: 8 vs. DePaul (1-7-06)

#### Field Goals Attempted:

Career: 17 vs. Alabama (12-7-05)

Season: 17 vs. Alabama (12-7-05)

#### Field-Goal Percentage:

Career: 1.000 on four occasions

Season: .615 vs. DePaul (1-7-06)

#### Three-Point Field Goals:

Career: 8 vs. Pittsburgh (3-5-05)

Season: 7 vs. Alabama (12-7-05)

#### Three-Point Field Goals Attempted:

Career: 14 vs. Pittsburgh (11-20-05) and Alabama (12-7-05)

Season: 14 vs. Alabama (12-7-05)

#### Three-Point Field Goal Percentage:

Career: 1.000 on three occasions

Season: .545 vs. DePaul (1-7-06)

#### Free Throws:

Career: 10 vs. Seton Hall (1-5-05)

Season: 4 on three occasions

#### Free Throws Attempted:

Career: 11 vs. Seton Hall (1-5-05)

Season: 6 vs. Hofstra (11-22-05)

#### Free-Throw Percentage:

Career: 1.000 on 17 occasions

Season: 1.000 on three occasions

#### Rebounds:

Career: 5 on four occasions

Season: 5 vs. Pittsburgh (1-4-06)

#### Assists:

Career: 5 vs. Army (12-19-04) and Niagara (12-21-05)

Season: 5 vs. Niagara (12-21-05)

#### Blocked Shots:

Career: 2 vs. DePaul (1-7-06)

Season: 2 vs. DePaul (1-7-06)

#### Steals:

Career: 3 on three occasions

Season: 2 vs. Florida International (12-30-05)

#### Minutes:

Career: 40 on three occasions

Season: 40 vs. Alabama (12-7-05)

### Torin Francis

#### Points:

Career: 25 vs. Arizona (3-27-03)

Season: 24 vs. IPFW (12-18-05)

#### Field Goals:

Career: 10 vs. Arizona (3-27-03) and IPFW (12-18-05)

Season: 10 vs. IPFW (12-18-05)

#### Field Goals Attempted:

Career: 16 vs. Michigan (12-3-05)

Season: 16 vs. Michigan (12-3-05)

#### Field-Goal Percentage:

Career: 1.000 on four occasions

Season: .857 vs. Niagara (12-21-05)

#### Three-Point Field Goals:

Career: 1 vs. Arizona (3-27-03)

Season: —

#### Three-Point Field Goals Attempted:

Career: 1 vs. Arizona (3-27-03)

Season: —

#### Three-Point Field Goal Percentage:

Career: 1.000 (1-1) vs. Arizona (3-27-03)

Season: —

#### Free Throws:

Career: 11 on two occasions

Season: 6 vs. Michigan (12-3-05) and Florida International (12-10-05)

#### Free Throws Attempted:

Career: 17 vs. Syracuse (2-15-03)

Season: 11 vs. Florida International (12-10-05) and Columbia (12-23-05)

#### Free-Throw Percentage:

Career: 1.000 on 12 occasions

Season: 1.000 on five occasions

#### Rebounds:

Career: 20 vs. Bucknell (11-2-03)

Season: 14 vs. Lafayette (11-20-05)

#### Assists:

Career: 4 vs. Virginia Tech (2-22-03) and Wofford (12-30-05)

## Career/Season Highs

Season: 4 vs. Wofford (12-30-05)

### Blocked Shots:

Career: 8 vs. Texas (12-8-02)

Season: 4 vs. Columbia (12-23-05)

### Steals:

Career: 3 vs. Seton Hall (1-12-03)

Season: 2 vs. Florida International (12-10-05)

### Minutes:

Career: 40 on two occasions

Season: 37 vs. Michigan (12-3-05) and IPFW (12-18-05)

## Zach Hillesland

### Points:

Career: 4 vs. Niagara (12-21-05)

### Field Goals:

Career: 2 vs. Niagara (12-21-05)

### Field Goals Attempted:

Career: 2 vs. Florida International (12-10-05) and Niagara (12-21-05)

### Field-Goal Percentage:

Career: 1.000 vs. Niagara (12-21-05)

### Three-Point Field Goals:

Career: —

### Three-Point Field Goals Attempted:

Career: —

### Three-Point Field Goal Percentage:

Career: —

### Free Throws:

Career: 2 vs. Fordham (12-28-05)

### Free Throws Attempted:

Career: 2 vs. Fordham (12-28-05)

### Free-Throw Percentage:

Career: 1.000 vs. Fordham (12-28-05)

### Rebounds:

Career: 1 on three occasions

### Assists:

Career: 1 vs. Florida International (12-10-05) and Fordham (12-28-05)

### Blocked Shots:

Career: —

### Steals:

Career: —

### Minutes:

Career: 10 vs. Florida International (12-10-05)

## Rob Kurz

### Points:

Career: 18 vs. Lafayette (11-20-05)

Season: 18 vs. Lafayette (11-20-05)

### Field Goals:

Career: 8 vs. Lafayette (11-20-05)

Season: 8 vs. Lafayette (11-20-05)

### Field Goals Attempted:

Career: 10 vs. Lafayette (11-20-05)

Season: 10 vs. Lafayette (11-20-05)

### Field-Goal Percentage:

Career: 1.000 vs. IPFW (11-23-04) and Pittsburgh (1-4-06)

Season: 1.000 vs. Pittsburgh (1-4-06)

### Three-Point Field Goals:

Career: 1 on three occasions

Season: 1 vs. Lafayette (11-20-05) and DePaul (1-7-06)

### Three-Point Field Goals Attempted:

Career: 3 vs. Florida International (12-10-05)

Season: 3 vs. Florida International (12-10-05)

### Three-Point Field Goal Percentage:

Career: 1.000 on three occasions

Season: 1.000 vs. Lafayette (11-20-05) and DePaul (1-7-06)

### Free Throws:

Career: 6 vs. Holy Cross (3-15-05) and Columbia (12-23-05)

Season: 6 vs. Columbia (12-23-05)

### Free Throws Attempted:

Career: 11 vs. Holy Cross (3-15-05)

Season: 8 vs. Columbia (12-23-05)

### Free-Throw Percentage:

Career: 1.000 on six occasions

Season: 1.000 on five occasions

### Rebounds:

Career: 8 vs. Lafayette (11-20-05) and Wofford (12-30-05)

Season: 8 vs. Lafayette (11-20-05) and Wofford (12-30-05)

### Assists:

Career: 3 vs. Fordham (12-28-05)

Season: 3 vs. Fordham (12-28-05)

### Blocked Shots:

Career: 5 vs. Wofford (12-30-05)

Season: 5 vs. Wofford (12-30-05)

### Steals:

Career: 2 vs. Columbia (12-23-05) and DePaul (1-7-06)

Season: 2 vs. Columbia (12-23-05) and DePaul (1-7-06)

### Minutes:

Career: 26 vs. IPFW (12-18-05)

Season: 26 vs. IPFW (12-18-05)

## Kyle McAlarney

### Points:

Career: 16 vs. Niagara (12-21-05)

### Field Goals:

Career: 6 vs. Niagara (12-21-05)

### Field Goals Attempted:

Career: 8 vs. Niagara (12-21-05) and Columbia (12-23-05)

### Field-Goal Percentage:

Career: 1.000 on three occasions

### Three-Point Field Goals:

Career: 4 vs. Niagara (12-21-05) and Wofford (12-30-05)

### Three-Point Field Goals Attempted:

Career: 6 on three occasions

### Three-Point Field Goal Percentage:

Career: 1.000 vs. Alabama (12-7-05) and Wofford (12-30-05)

### Free Throws:

Career: 4 vs. Lafayette (11-20-05) and Fordham (12-28-05)

### Free Throws Attempted:

Career: 4 on three occasions

### Free-Throw Percentage:

Career: 1.000 on five occasions

### Rebounds:

Career: 3 vs. IPFW (12-18-05) and Niagara (12-21-05)

### Assists:

Career: 5 vs. Niagara (12-21-05)

### Blocked Shots:

Career: 1 vs. IPFW (12-18-05)

### Steals:

Career: 2 vs. IPFW (12-18-05) and Fordham (12-28-05)

### Minutes:

Career: 37 vs. IPFW (12-18-05)

## Chris Quinn

### Points:

Career: 37 vs. Pittsburgh (1-4-06)

Season: 37 vs. Pittsburgh (1-4-06)

### Field Goals:

Career: 13 vs. Pittsburgh (1-4-06)

Season: 13 vs. Pittsburgh (1-4-06)

### Field Goals Attempted:

Career: 23 vs. Pittsburgh (1-4-06)

Season: 23 vs. Pittsburgh (1-4-06)

### Field-Goal Percentage:

Career: 1.000 on two occasions

Season: .565 vs. Pittsburgh (1-4-06)

### Three-Point Field Goals:

Career: 6 vs. Quinnipiac (12-23-03) and Pittsburgh (1-4-06)

Season: 6 vs. Pittsburgh (1-4-06)

### Three-Point Field Goals Attempted:

Career: 10 vs. Syracuse (1-17-04)

Season: 9 vs. Pittsburgh (1-4-06)

### Three-Point Field Goal Percentage:

Career: 1.000 (1-1) on eight occasions

Season: 1.000 vs. Niagara (12-21-05)

### Free Throws:

Career: 10 vs. Florida International (12-10-05)

Season: 10 vs. Florida International (12-10-05)

### Free Throws Attempted:

Career: 10 vs. Florida International (12-10-05)

Season: 10 vs. Florida International (12-10-05)

### Free-Throw Percentage:

Career: 1.000 on 31 occasions

Season: 1.000 on six occasions

### Rebounds:

Career: 9 vs. Fordham (12-28-05)

Season: 9 vs. Fordham (12-28-05)

### Assists:

Career: 9 on three occasions

Season: 9 on three occasions

### Blocked Shots:

Career: 1 on 13 occasions

Season: 1 vs. Michigan (12-3-05)

### Steals:

Career: 6 on two occasions

Season: 5 vs. Lafayette (11-20-05)

### Minutes:

Career: 49 vs. Pittsburgh (1-4-06)

Season: 49 vs. Pittsburgh (1-4-06)

## Luke Zeller

### Points:

Career: 11 vs. Fordham (12-28-05) and Pittsburgh (1-4-06)

### Field Goals:

Career: 4 vs. Fordham (12-28-05) and Pittsburgh (1-4-06)

Season: 4 vs. Fordham (12-28-05)

### Field Goals Attempted:

Career: 12 vs. Pittsburgh (1-4-06)

### Field-Goal Percentage:

Career: .667 vs. IPFW (12-18-05) and Niagara (12-21-05)

### Three-Point Field Goals:

Career: 3 vs. Wofford (12-30-05) and Pittsburgh (1-4-06)

### Three-Point Field Goals Attempted:

Career: 10 vs. Pittsburgh (1-4-06)

### Three-Point Field Goal Percentage:

Career: .600 vs. Wofford (12-30-05)

### Free Throws:

Career: 4 vs. Florida International (12-10-05)

### Free Throws Attempted:

Career: 4 vs. Florida International (12-10-05)

### Free-Throw Percentage:

Career: 1.000 vs. Florida International (12-10-05)

### Rebounds:

Career: 9 vs. Hofstra (11-22-05) and Fordham (12-28-05)

### Assists:

Career: 3 vs. Florida International (12-10-05) and Pittsburgh (1-4-06)

### Blocked Shots:

Career: 1 on five occasions

### Steals:

Career: 1 on four occasions

### Minutes:

Career: 38 vs. Pittsburgh (1-4-06)

## 2005-06 Game-By-Game Statistics

Opponent	Overall		3-Point		FT-A	Pct.	O-D-Tot.	PF	A	TO	B	S	Pts
	FG-A	Pct.	FG-A	Pct.									
Lafayette	24-61	.393	7-21	.333	11-14	.786	10-19-29	23	18	13	3	7	66
<b>Notre Dame</b>	27-56	.482	9-21	.429	21-29	.724	14-29-43	15	15	14	3	10	84
Hofstra	21-67	.313	7-26	.269	1-6	.167	16-24-40	15	9	11	4	9	50
<b>Notre Dame</b>	24-52	.462	10-22	.455	11-16	.688	7-32-39	10	16	12	4	6	69
North Carolina St.	19-43	.442	8-16	.500	15-18	.833	5-22-27	16	13	12	6	10	61
<b>Notre Dame</b>	19-51	.373	3-18	.167	7-13	.538	16-22-38	18	11	15	3	15	48
Michigan	27-58	.466	7-17	.412	10-11	.909	9-24-33	17	17	13	4	8	71
<b>Notre Dame</b>	24-58	.414	6-20	.300	13-18	.722	13-22-35	16	11	14	7	5	67
Alabama	27-62	.435	6-20	.300	11-21	.524	19-17-36	15	10	14	11	9	78
<b>Notre Dame</b>	26-57	.456	11-23	.478	15-19	.789	17-22-39	18	7	18	3	5	71
Florida International	18-55	.327	2-11	.182	9-17	.529	11-27-38	24	10	15	4	2	47
<b>Notre Dame</b>	24-58	.414	6-22	.273	27-33	.818	10-31-41	16	17	7	6	10	81
IPFW	22-59	.373	8-23	.348	11-14	.786	9-20-29	17	9	11	1	4	63
<b>Notre Dame</b>	21-51	.412	6-17	.353	17-19	.895	9-31-40	18	14	13	5	10	65
Niagara	21-67	.313	7-33	.212	10-13	.769	15-20-35	12	14	14	2	13	59
<b>Notre Dame</b>	32-58	.552	12-26	.462	4-6	.667	7-33-40	13	23	20	6	9	80
Columbia	30-63	.476	2-13	.154	6-10	.600	12-27-39	31	15	14	2	3	68
<b>Notre Dame</b>	19-50	.380	9-26	.346	28-45	.622	13-24-37	16	12	9	5	5	75
Fordham	19-67	.284	5-20	.250	6-10	.600	18-13-31	17	13	11	2	8	49
<b>Notre Dame</b>	29-53	.547	9-21	.429	18-22	.818	11-32-43	9	25	11	3	6	85
Wofford	27-58	.466	7-14	.500	10-14	.714	8-18-26	18	14	6	2	6	71
<b>Notre Dame</b>	24-50	.480	9-21	.429	17-21	.810	11-26-37	15	17	12	6	4	74
Pittsburgh	32-65	.492	6-15	.400	30-46	.652	13-38-51	22	30	15	6	4	100
<b>Notre Dame</b>	34-83	.410	14-36	.389	15-23	.652	15-28-43	32	19	10	2	5	97
DePaul	29-59	.492	7-16	.438	8-16	.500	11-24-35	15	19	8	2	6	73
<b>Notre Dame</b>	24-56	.429	9-27	.333	10-15	.667	11-25-36	15	16	13	3	5	67

# 2005-06 Box Scores

**Notre Dame 84, Lafayette 66**  
**November 20, 2005**  
**Joyce Center — Notre Dame, IN**

## Game 1

	3-pt																		
Lafayette	FG-A	FG-A	FT-A	REB	PF	TP	A	TO	BK	ST	MIN								
Andei Capusan	1-8	0-0	1-2	2-2-4	0	3	1	1	0	1	23								
Ted Detmer	5-8	1-1	2-2	1-0-1	4	13	3	1	0	3	23								
Pat Betley	2-4	1-2	0-2	0-1-1	1	5	2	0	0	0	22								
Bilal Abdullah	4-9	0-3	6-6	0-2-2	2	14	1	2	1	1	32								
Matt Betley	3-7	1-3	0-0	1-6-7	2	7	1	2	0	0	19								
Paul Cummins	2-7	2-4	0-0	1-2-3	4	6	1	1	0	1	15								
Everest Schmidt	4-8	0-0	2-2	2-1-3	4	10	3	2	2	0	29								
Andrew Brown	3-9	2-8	0-0	0-3-3	4	8	5	4	0	1	34								
Kerry Kenny	0-0	0-0	0-0	0-0-0	1	0	1	0	0	0	1								
Dave Smith	0-0	0-0	0-0	0-0-0	0	0	0	0	0	0	1								
Tom Leszczynski	0-1	0-0	0-0	0-0-0	1	0	0	0	0	0	1								
Team				3-2-5															
<b>TOTALS</b>	<b>24-61</b>	<b>7-21</b>	<b>11-14</b>	<b>10-19-29</b>	<b>23</b>	<b>66</b>	<b>18</b>	<b>13</b>	<b>3</b>	<b>7</b>	<b>200</b>								

FG%: 1st Half 9-33, .273; 2nd Half 15-28, .536; Game .393; 3-PT%: 1st Half 3-12, .250; 2nd Half 4-9, .444; Game .333; FT%: 1st Half 5-6, .833; 2nd Half 6-8, .750; Game .786; Deadball: 1.

	3-pt																		
Notre Dame	FG-A	FG-A	FT-A	REB	PF	TP	A	TO	BK	ST	MIN								
Rob Kurz	8-10	1-1	1-1	7-1-8	4	18	1	2	0	0	25								
Torin Francis	2-5	0-0	4-4	2-12-14	1	8	1	1	0	1	29								
Chris Quinn	5-10	1-2	4-6	0-3-3	1	15	9	4	0	5	37								
Colin Falls	5-13	5-10	0-2	0-0-0	1	15	3	1	0	1	29								
Russell Carter	2-5	1-3	4-6	1-1-2	2	9	1	0	0	2	25								
Rick Cornett	3-3	0-0	4-6	0-3-3	0	10	0	0	2	0	13								
Kyle McAlarney	1-6	1-3	4-4	2-0-2	1	7	0	0	0	0	15								
Chris Murphy	0-0	0-0	0-0	0-0-0	0	0	0	0	0	0	1								
Zach Hillesland	0-1	0-0	0-0	0-0-0	0	0	0	0	0	0	3								
Luke Zeller	0-0	0-0	0-0	0-3-3	5	0	0	4	1	1	11								
Ryan Ayres	1-3	0-2	0-0	1-1-2	0	2	0	2	0	0	12								
Team				1-5-6															
<b>TOTALS</b>	<b>27-56</b>	<b>9-21</b>	<b>21-29</b>	<b>14-29-43</b>	<b>15</b>	<b>84</b>	<b>15</b>	<b>14</b>	<b>3</b>	<b>10</b>	<b>200</b>								

FG%: 1st Half 15-30, .500; 2nd Half 12-26, .462; Game .482; 3-PT%: 1st Half 6-12, .500; 2nd Half 3-9, .333; Game .429; FT%: 1st Half 3-7, .429; 2nd Half 18-22, .818; Game .724; Deadball: 4.

**SCORE BY PERIODS**

Lafayette	1	2	F
Lafayette	26	40	66
Notre Dame	39	45	84

**OFFICIALS:** Tim Higgins, Jim Burr, Brian O'Connell  
**TECHNICALS:** None  
**ATTENDANCE:** 10,023

**Notes:** Notre Dame is now 83-18 all-time in season openers ... The Irish have won all six of its season openers under head coach Mike Brey ... Rob Kurz' 18 points and eight rebounds were both career-highs as he earned his first career start ... Chris Quinn's nine assists also marked a personal best.

**North Carolina State 61, Notre Dame 48**  
**November 26, 2005**  
**Conseco Fieldhouse — Indianapolis, IN**  
**John R. Wooden Tradition**

## Game 3

	3-pt																		
North Carolina St.	FG-A	FG-A	FT-A	REB	PF	TP	A	TO	BK	ST	MIN								
Ilian Evtimov	4-6	3-4	1-2	0-1-1	4	12	1	2	0	2	27								
Andrew Brackman	2-5	1-2	2-2	2-5-7	4	7	1	2	2	2	24								
Cedric Simmins	3-6	0-0	4-4	0-4-4	4	10	3	2	2	1	33								
Gavin Grant	2-6	0-0	1-2	0-5-5	0	5	3	2	1	0	33								
Engin Atsur	4-6	2-4	1-2	0-3-3	2	11	2	2	1	3	35								
Cameron Bennerman	2-6	2-4	6-6	2-1-3	0	12	2	1	0	1	29								
Tony Bethel	2-7	0-2	0-0	0-1-1	2	4	1	1	0	1	16								
Brandon Costner	0-1	0-0	0-0	0-0-0	0	0	0	0	0	0	2								
Ben McCauley	0-0	0-0	0-0	0-0-0	0	0	0	0	0	0	1								
Team				1-2-3															
<b>TOTALS</b>	<b>19-43</b>	<b>8-16</b>	<b>15-18</b>	<b>5-22-27</b>	<b>16</b>	<b>61</b>	<b>13</b>	<b>12</b>	<b>6</b>	<b>10</b>	<b>200</b>								

FG%: 1st Half 12-23, .522; 2nd Half 7-20, .350; Game .442; 3-PT%: 1st Half 3-7, .813; 2nd Half 5-9, .556; Game .500; FT%: 1st Half 2-2, 1.000; 2nd Half 13-16, .813; Game .833; Deadball: 0.

	3-pt																		
Notre Dame	FG-A	FG-A	FT-A	REB	PF	TP	A	TO	BK	ST	MIN								
Rob Kurz	1-2	0-0	0-0	3-1-4	1	2	0	1	0	0	20								
Russell Carter	4-9	0-4	4-8	1-2-3	3	12	1	2	1	3	33								
Torin Francis	6-8	0-0	0-1	4-7-11	3	13	0	0	1	0	29								
Colin Falls	1-9	1-8	0-0	0-1-1	1	3	2	2	0	0	34								
Chris Quinn	4-15	1-4	2-2	1-2-3	4	11	5	4	0	3	39								
Luke Zeller	1-3	1-2	0-0	0-4-4	1	3	2	2	0	0	20								
Kyle McAlarney	1-3	0-0	0-0	0-0-0	0	0	1	2	0	0	14								
Rick Cornett	1-2	0-0	0-0	0-2-2	2	2	0	1	1	0	9								
Zach Hillesland	0-0	0-0	0-0	0-0-0	0	0	0	1	0	0	1								
Ryan Ayres	0-0	0-0	0-0	0-0-0	0	0	0	0	0	0	1								
Team				7-3-10															
<b>TOTALS</b>	<b>19-51</b>	<b>3-18</b>	<b>7-13</b>	<b>16-22-38</b>	<b>18</b>	<b>48</b>	<b>11</b>	<b>15</b>	<b>3</b>	<b>6</b>	<b>200</b>								

FG%: 1st Half 10-36, .278; 2nd Half 9-25, .360; Game .373; 3-PT%: 1st Half 1-8, .125; 2nd Half 2-10, .200; Game .167; FT%: 1st Half 1-3, .333; 2nd Half 6-10, .600; Game .538; Deadball: 0.

**SCORE BY PERIODS**

North Carolina St.	1	2	F
North Carolina St.	31	20	61
Notre Dame	20	28	48

**OFFICIALS:** Mike Stuart, Doug Simons, Travis Cornell  
**TECHNICALS:** None  
**ATTENDANCE:** 8,219

**Notes:** The 48 points were the fewest ever scored by an Irish team under Mike Brey ... Torin Francis registered his 24th career double-double.

**Notre Dame 69, Hofstra 50**  
**November 22, 2005**  
**Joyce Center — Notre Dame, IN**

## Game 2

	3-pt																		
Hofstra	FG-A	FG-A	FT-A	REB	PF	TP	A	TO	BK	ST	MIN								
Aurimas Kieza	3-10	2-8	0-0	1-5-6	1	8	1	1	2	2	30								
Adrian Uter	5-10	0-0	0-4	7-5-12	3	10	0	1	2	0	29								
Loren Stokes	5-11	2-4	1-2	2-5-7	3	13	2	3	0	0	32								
Antoine Agudio	4-13	0-4	0-0	2-1-3	1	8	1	3	0	1	32								
Carlos Rivera	4-16	3-9	0-0	1-3-4	2	11	3	2	0	4	36								
Zygis Sestokas	0-1	0-0	0-0	0-0-0	0	0	0	0	0	0	4								
Jorge Lebron	0-1	0-1	0-0	0-0-0	0	0	0	0	0	0	2								
Arminas Urbutis	0-2	0-0	0-0	0-3-3	4	0	0	0	0	1	12								
Greg Johnson	0-3	0-0	0-0	1-0-1	0	0	2	0	0	1	16								
Mike Davis -Saab	0-0	0-0	0-0	1-0-1	1	0	0	1	0	0	4								
Chris Gadley	0-0	0-0	0-0	0-1-1	0	0	0	0	0	0	3								
Team				1-1-2															
<b>TOTALS</b>	<b>21-67</b>	<b>7-26</b>	<b>1-6</b>	<b>16-24-40</b>	<b>15</b>	<b>50</b>	<b>9</b>	<b>11</b>	<b>4</b>	<b>9</b>	<b>200</b>								

FG%: 1st Half 14-36, .389; 2nd Half 7-31, .226; Game .313; 3-PT%: 1st Half 5-13, .385; 2nd Half 2-13, .154; Game .269; FT%: 1st Half 0-4, .000; 2nd Half 1-2, .500

# 2005-06 Box Scores

**Notre Dame 78, Alabama 71**  
**December 7, 2005**  
**Coleman Coliseum — Tuscaloosa, AL**

## Game 5

Notre Dame	FG-A	FG-A	FT-A	REB	PF	TP	A	TO	BK	ST	MIN
Torin Francis	5-9	0-0	4-4	3-6-9	2	14	0	5	1	1	34
Luke Zeller	0-2	0-1	0-0	1-0-1	2	0	1	1	0	0	16
Chris Quinn	4-8	1-4	2-2	2-3-5	2	11	4	3	0	0	40
Colin Falls	7-17	7-14	3-4	0-1-1	3	24	1	2	0	1	40
Russell Carter	4-8	1-1	2-4	3-2-5	2	11	0	4	1	3	26
Rick Cornett	2-6	0-0	4-5	5-4-9	1	8	0	2	1	0	15
Kyle McAlarney	2-2	2-2	0-0	0-0-0	2	6	1	1	0	0	14
Rob Kurz	2-5	0-1	0-0	2-4-6	4	4	0	0	0	0	15
Team				1-2-3							
<b>TOTALS</b>	<b>26-57</b>	<b>11-23</b>	<b>15-19</b>	<b>17-22-39</b>	<b>18</b>	<b>78</b>	<b>7</b>	<b>18</b>	<b>3</b>	<b>5</b>	<b>200</b>

FG%: 1st Half 17-35, .486; 2nd Half 9-22, .409; Game .456; 3-PT%: 1st Half 7-11, .636; 2nd Half 4-12, .333; Game .478; FT%: 1st Half 5-6, .833; 2nd Half 10-13, .769; Game .789; Deadball: 1.

Alabama	FG-A	FG-A	FT-A	REB	PF	TP	A	TO	BK	ST	MIN
Chuck Davis	13-18	0-1	3-7	4-3-7	2	29	1	1	1	1	35
Ronald Steele	4-13	2-3	2-2	0-4-4	1	12	5	2	1	1	40
Jean Felix	0-4	0-3	0-0	1-0-1	4	0	0	1	0	1	9
Jermareo Davidson	3-9	0-0	0-0	1-3-4	2	6	1	2	4	2	31
Justin Jonus	2-3	2-3	0-0	1-0-1	5	6	2	3	0	0	26
Alonzo Gee	5-11	2-5	3-6	4-1-5	4	15	0	2	0	4	27
Evan Brock	0-1	0-0	1-2	2-0-2	0	1	1	2	0	1	14
Richard Hendrix	0-3	0-0	2-4	3-4-7	1	2	0	1	5	0	18
Team				3-2-5							
<b>TOTALS</b>	<b>27-62</b>	<b>6-20</b>	<b>11-21</b>	<b>19-17-36</b>	<b>15</b>	<b>71</b>	<b>10</b>	<b>14</b>	<b>11</b>	<b>9</b>	<b>200</b>

FG%: 1st Half 13-31, .419; 2nd Half 14-31, .452; Game .435; 3-PT%: 1st Half 1-9, .111; 2nd Half 5-11, .455; Game .300; FT%: 1st Half 2-8, .250; 2nd Half 9-13, .692; Game .524; Deadball: 1.

### SCORE BY PERIODS

	1	2	F
Notre Dame	46	29	78
Alabama	29	42	71

OFFICIALS: Tony Greene, Tim Higgins, Joe Lindsay

TECHNICALS: None

ATTENDANCE: 12,414

Notes: Notre Dame earned its first road win over a ranked opponent since an 84-72 victory over Syracuse (ranked 24th) on Feb. 16, 2004 ... It was the first win for Notre Dame over a Southeastern Conference foe since a 77-74 victory against Vanderbilt on Dec. 2, 2000 in Nashville, Tenn. ... Colin Falls' 24 marked the fifth time in his career that he scored 20-plus points.

**Notre Dame 65, IPFW 63**  
**December 18, 2005**  
**Memorial Coliseum — Fort Wayne, IN**

## Game 7

Notre Dame	FG-A	FG-A	FT-A	REB	PF	TP	A	TO	BK	ST	MIN
Colin Falls	6-16	3-7	0-0	0-1-1	5	15	2	1	0	0	36
Kyle McAlarney	1-7	1-6	3-4	1-2-3	1	6	4	3	1	2	37
Torin Francis	10-13	0-0	4-4	2-9-11	3	24	2	2	1	1	37
Luke Zeller	2-3	1-2	0-0	0-2-2	1	5	2	1	0	0	14
Russell Carter	2-10	1-2	6-7	5-9-14	2	11	2	3	1	6	38
Rick Cornett	0-1	0-0	0-0	0-0-0	0	0	1	0	0	0	3
Rob Kurz	0-1	0-0	4-4	1-2-3	5	4	1	2	2	1	26
Zach Hillesland	0-0	0-0	0-0	0-0-0	0	0	0	0	0	0	1
Ryan Ayres	0-0	0-0	0-0	0-0-0	1	0	0	0	0	0	8
Team				0-6-6							
<b>TOTALS</b>	<b>21-51</b>	<b>6-17</b>	<b>17-19</b>	<b>9-31-40</b>	<b>18</b>	<b>65</b>	<b>14</b>	<b>13</b>	<b>5</b>	<b>10</b>	<b>200</b>

FG%: 1st Half 12-28, .429; 2nd Half 9-23, .391; Game .412; 3-PT%: 1st Half 4-9, .444; 2nd Half 2-8, .250; Game .353; FT%: 1st Half 10-11, .909; 2nd Half 7-8, .875; Game .895; Deadball: 2.

IPFW	FG-A	FG-A	FT-A	REB	PF	TP	A	TO	BK	ST	MIN
DeWitt Scott	5-14	4-9	0-0	0-3-3	3	14	0	2	0	1	39
Justin Hawkins	2-9	1-3	3-4	3-3-6	3	8	2	0	0	1	40
Quintin Caruthers	5-10	0-2	3-4	1-1-2	5	13	1	3	1	0	28
Brad Pompey	3-7	0-3	4-4	1-4-5	2	10	4	4	4	0	34
Tyler Best	5-14	2-4	0-1	1-3-4	2	12	0	0	0	2	39
Jakari Johnson	0-0	0-0	0-0	0-0-0	0	0	0	0	0	0	1
Kyle Savely	2-5	1-2	1-1	1-2-3	2	6	2	2	0	0	18
Zeljko Egeric	0-0	0-0	0-0	0-0-0	0	0	0	0	0	0	1
Team				2-4-6							
<b>TOTALS</b>	<b>22-59</b>	<b>8-23</b>	<b>11-14</b>	<b>9-20-29</b>	<b>17</b>	<b>63</b>	<b>9</b>	<b>11</b>	<b>1</b>	<b>4</b>	<b>200</b>

FG%: 1st Half 12-30, .400; 2nd Half 10-29, .345; Game .373; 3-PT%: 1st Half 5-15, .333; 2nd Half 3-8, .375; Game .348; FT%: 1st Half 1-2, .500; 2nd Half 10-12, .833; Game .786; Deadball: 1.

### SCORE BY PERIODS

	1	2	F
Notre Dame	38	27	65
IPFW	30	33	63

OFFICIALS: Curtis Shaw, Tim Fogarty, Mike Roberts

TECHNICALS: None

ATTENDANCE: 8,957

Notes: Russell Carter notched his first career double-double in the contest ... Torin Francis scored 20-plus points for the second time this season and registered his third double-double of the season ... Kyle McAlarney earned his first career start in place of Chris Quinn ... Quinn missed his second career outing after sustaining an ankle injury in practice.

**Notre Dame 81, Florida International 47**  
**December 10, 2005**  
**Joyce Center — Notre Dame, IN**

## Game 6

Florida International	FG-A	FG-A	FT-A	REB	PF	TP	A	TO	BK	ST	MIN
Ivan Almonte	7-16	0-1	4-8	3-10-13	3	18	4	7	2	1	35
Kenny Simms	3-7	0-0	0-0	0-1-1	5	6	0	0	0	2	13
Chris Fuller	1-8	0-1	0-0	1-4-5	2	2	3	0	0	1	30
Jayce Lewis	1-1	1-1	0-0	1-1-2	3	3	1	4	0	0	27
Johwen Villegas	2-7	1-4	0-0	0-1-1	2	5	0	1	0	0	23
Facundo Giorgi	0-3	0-2	1-2	0-1-1	1	1	0	1	0	0	10
Elvis Lora	0-0	0-0	0-0	0-0-0	1	0	0	0	0	0	2
Alan Guyton	0-1	0-1	0-0	1-1-2	3	0	1	1	0	0	13
Cesar Chavez-Jacobo	0-0	0-0	0-0	0-0-0	0	0	0	0	0	0	0
Ismael N'Diaye	3-8	0-1	4-5	2-1-3	0	10	0	1	0	0	22
Marlon Bright	1-2	0-0	0-0	2-0-0	0	2	0	0	0	0	8
Team				0-2-2							
<b>TOTALS</b>	<b>18-55</b>	<b>2-11</b>	<b>9-17</b>	<b>11-27-38</b>	<b>24</b>	<b>47</b>	<b>10</b>	<b>15</b>	<b>4</b>	<b>2</b>	<b>200</b>

FG%: 1st Half 7-24, .292; 2nd Half 11-31, .355; Game .327; 3-PT%: 1st Half 1-5, .200; 2nd Half 1-6, .167; Game .182; FT%: 1st Half 5-10, .500; 2nd Half 4-7, .571; Game .529; Deadball: 3.

Notre Dame	FG-A	FG-A	FT-A	REB	PF	TP	A	TO	BK	ST	MIN
Torin Francis	5-9	0-0	6-11	2-5-7	1	16	2	0	3	2	25
Luke Zeller	1-4	1-3	4-4	0-4-4	1	7	3	0	1	0	24
Chris Quinn	3-9	0-3	10-10	2-1-3	0	16	5	1	0	4	30
Colin Falls	5-9	3-6	0-0	0-3-3	1	13	1	3	1	2	27
Russell Carter	4-6	1-1	2-2	0-2-2	1	11	1	1	1	0	20
Rick Cornett	2-4	0-0	1-2	1-2-3	2	5	0	0	0	0	9
Kyle McAlarney	1-4	0-3	2-2	0-2-2	1	4	2	0	0	0	18
Chris Murphy	0-1	0-1	0-0	0-1-1	0	0	0	0	0	1	2
Rob Kurz	2-6	0-3	2-2	1-5-6	4	6	1	2	0	1	20
Zach Hillesland	0-2	0-0	0-0	0-1-1	3	0	1	0	0	0	10
Kieran Pillier	0-0	0-0	0-0	0-0-0	0	0	0	0	0	0	1
Ryan Ayers	1-4	1-2	0-0	1-2-3	2	3	1	0	0	0	14
Team				3-3-6							
<b>TOTALS</b>	<b>24-58</b>	<b>6-22</b>	<b>27-33</b>	<b>10-31-41</b>	<b>16</b>	<b>81</b>	<b>17</b>	<b>7</b>	<b>6</b>	<b>10</b>	<b>200</b>

FG%: 1st Half 11-29, .379; 2nd Half 13-29, .448; Game .414; 3-PT%: 1st Half 2-11, .182; 2nd Half 4-11, .364; Game .273; FT%: 1st Half 14-17, .824; 2nd Half 13-16, .813; Game .818; Deadball: 2.

### SCORE BY PERIODS

	1	2	F
Florida International	20	27	47
Notre Dame	38	43	81

OFFICIALS: Ray Perone, John Gaffney, Bill McCarthy

TECHNICALS: Florida International - Bench; Ivan Almonte

ATTENDANCE: 7,516

Notes: With his first basket of the game, Torin Francis became the 45th player in Notre Dame history to score 1,000 points ... Russell Carter reached double figures for the second straight game as he scored 10-plus points in back-to-back outings for the first time in his career ... Chris Quinn's 10-10

**Notre Dame 80, Niagara 59**  
**December 21, 2005**  
**Joyce Center — Notre Dame, IN**

## Game 8

Niagara	FG-A	FG-A	FT-A	REB	PF	TP	A	TO	BK	ST	MIN
James Mathis	5-11	0-1	2-2	2-7-9	2	14	2	4	3	0	25
J.R. Duffey	2-9	1-7	2-2	3-6-9	3	7	4	1	0	0	24
Lorenzo Miles	4-11	2-8	0-0	0-4-4	1	10	1	7	0	1	37
Stanley Hodge	0-4	0-1	0-0	0-1-1	1	0	2	0	0	0	16
Charron Fisher	7-19	2-7	3-4	2-3-5	0	19	1	2	1	3	34
Barry Durosier	1-7	1-5	0-0	2-0-2	0	3	6	1	0	0	32
Clif Brown	2-6	1-4	2-3	0-4-4	3	7	0	3	0	2	24
Greg Noel	0-0	0-0	1-2	1-0-1	0	1	0	0	0	0	2
Team				2-1-3							
<b>TOTALS</b>	<b>21-67</b>	<b>7-33</b>	<b>10-13</b>	<b>15-20-35</b>	<b>12</b>	<b>59</b>	<b>14</b>	<b>14</b>	<b>2</b>	<b>13</b>	<b>200</b>



# 2005-06 Box Scores

DePaul 73, Notre Dame 67  
January 7, 2006  
Allstate Arena — Rosemont, IL

## Game 13

	3-pt											
Notre Dame	FG-A	FG-A	FT-A	REB	PF	TP	A	TO	BK	ST	MIN	
Torin Francis	5-11	0-0	0-0	2-5-7	1	10	2	2	0	0	27	
Luke Zeller	0-1	0-1	1-2	2-5-7	3	1	2	0	0	1	20	
Colin Falls	8-13	6-11	4-5	0-3-3	3	26	0	1	2	1	38	
Chris Quinn	6-15	1-7	3-6	1-1-2	1	16	9	3	0	0	40	
Russell Carter	3-11	1-5	0-0	3-4-7	0	7	2	1	1	1	37	
Rick Cornett	0-0	0-0	0-0	0-0-0	2	0	0	1	0	0	6	
Kyle McAlarney	0-2	0-2	0-0	1-0-1	1	0	1	3	0	0	8	
Rob Kurz	2-3	1-1	2-2	1-6-7	4	7	0	2	0	2	23	
Ryan Ayres	0-0	0-0	0-0	0-0-0	0	0	0	0	0	0	1	
Team				1-1-2								
<b>TOTALS</b>	<b>24-56</b>	<b>9-27</b>	<b>10-15</b>	<b>11-25-36</b>	<b>15</b>	<b>67</b>	<b>16</b>	<b>13</b>	<b>3</b>	<b>5</b>	<b>200</b>	

FG%: 1st Half 11-27, .407; 2nd Half 13-29, .448; Game .429; 3-PT%: 1st Half 4-14, .286; 2nd Half 5-13, .385; Game .333; FT%: 1st Half 1-2, .500; 2nd Half 9-13, .692; Game .667; Deadball: 2.

	3-pt											
DePaul	FG-A	FG-A	FT-A	REB	PF	TP	A	TO	BK	ST	MIN	
Wilson Chandler	9-16	0-0	3-6	2-10-12	3	21	3	1	0	1	39	
Karron Clarke	5-8	2-3	2-2	4-4-8	3	14	1	1	0	1	25	
Marlon Brumfield	3-5	0-0	0-0	1-3-4	2	6	0	0	2	2	31	
Jabari Currie	4-7	3-5	1-2	1-2-3	1	12	9	0	0	1	37	
Sammy Mejia	4-12	0-2	2-4	1-3-4	3	10	5	2	0	0	36	
Cliff Clinkscales	0-0	0-0	0-0	0-1-1	0	0	0	0	0	0	1	
Draelon Burns	4-11	2-6	0-2	1-1-2	3	10	1	3	0	1	27	
Lorenzo Thompson	0-0	0-0	0-0	0-0-0	0	0	0	1	0	0	4	
Team				1-0-1								
<b>TOTALS</b>	<b>29-59</b>	<b>7-16</b>	<b>8-16</b>	<b>11-24-35</b>	<b>15</b>	<b>73</b>	<b>19</b>	<b>8</b>	<b>2</b>	<b>6</b>	<b>200</b>	

FG%: 1st Half 16-31, .516; 2nd Half 13-28, .464; Game .492; 3-PT%: 1st Half 4-7, .571; 2nd Half 3-9, .333; Game .438; FT%: 1st Half 1-2, .500; 2nd Half 7-14, .500; Game .500; Deadball: 2.

### SCORE BY PERIODS

	1	2	F
Notre Dame	27	40	67
Pittsburgh	37	36	73

OFFICIALS: Mike Kitts, Pat Driscoll, Gary Prager

TECHNICALS: DePaul - Draelon Burns

ATTENDANCE: 15,675

Notes: Colin Falls' 26 points marked a season high ... The contest between the two teams marked was the 93rd overall but the first-ever as BIG EAST foes ... Chris Quinn's nine assists matched his career-high.