



NOTRE DAME FOOTBALL



CITRUS BOWL PRESENTED BY OVERTON'S

LSU TIGERS

GAME INFORMATION

| | | |
|--|--|---|
| | Monday, January 1 1:07 p.m. ET | Camping World Stadium Orlando, FL // AstroTurf Gameday Grass 3D |
| | ABC WatchESPN | Mark Jones (play-by-play) Rod Gilmore (color) Quint Kessenich (sideline) |
| | IMG College Sports (117 affiliates) SiriusXM (Channel 129) 96.1 FM, 101.5 FM & 960 AM (South Bend) | Don Criqui (play-by-play) Allen Pinkett (analysis) Joe Weil (pre- and post-game) Jack Nolan (interviews) |
| | CitrusBowlOrlando.com/tickets Capacity: 65,000 | Notre Dame Ticket Exchange powered by VividSeats.com |

THE SERIES

| | | |
|----------|---------------|---|
| All-Time | ND leads 6-5 | Last: 31-28 ND, Dec. 30, 2014 (Music City Bowl) |
| Neutral | LSU leads 2-1 | Last: 31-28 ND, Dec. 30, 2014 (Music City Bowl) |

THE COACHES

| | Head Coach | At School | Overall | vs. Opponent |
|-----|-------------|---------------------|----------------------|--------------|
| ND | Brian Kelly | 68-34 (eighth year) | 238-91-2 (27th year) | 1-0 |
| LSU | Ed Orgeron | 15-5 (second year) | 31-32 (sixth year) | 0-1 |

WHAT'S INSIDE

| | |
|-------|--------------------------------------|
| 2 | Covering the Irish |
| 3 | Depth Chart |
| 4 | Alphabetical Roster |
| 5 | Numerical Roster & Pronunciations |
| 6 | #33Trucking |
| 7-14 | Game Notes |
| 12-13 | Positional Breakdown |
| 15 | Irish in Bowl Games (Bowl Results) |
| 16-17 | Bowl Game Record Book |
| 18 | The LSU Tigers |
| 19 | Top 25 Polls |
| 19 | Opponent Update |
| 20 | Brian Kelly |
| 21 | The Record When & Starts By Position |
| 22 | Player Honors & Awards |
| 22 | Starter Sheet |
| 23-26 | The Last Time |
| 27 | Team Statistics |
| 38-31 | Individual Season & Career Stats |
| 32 | Team Game-by-Game Statistics |
| 33 | Opponent Game-by-Game Statistics |
| 34 | Team Game-by-Game Comparison |

WHAT'S INSIDE

| | |
|-------|------------------------------------|
| 35 | Game Highs |
| 36 | Conversions & Time of Possession |
| 37 | Red Zone Statistics |
| 38 | Game-by-Game Participation |
| 39 | Game-by-Game All-Purpose Yards |
| 40 | Game-by-Game Passing |
| 41 | Game-by-Game Rushing & Receiving |
| 41 | Game-by-Game Returns |
| 42 | Game-by-Game Tackles & TFLs |
| 43 | Game-by-Game Sacks & Fumbles |
| 44 | NCAA Team Ranking Summary |
| 45 | NCAA Individual Ranking Summary |
| 46 | Turnover Battle |
| 46 | Drive Charts |
| 46 | Third Down Conversions by Distance |
| 47 | Notre Dame's Big Plays |
| 48 | Longest Plays of the Season |
| 48 | Opponent Big Plays |
| 49 | Notre Dame's Scoring Drives |
| 50 | Opponent Scoring Drives |
| 51-56 | 2017 Game Recaps |

2017 SCHEDULE (9-3)

| Date | ND Rk | Opp Rk | Opponent | Location | TV | Time/Score |
|---------|----------|----------|-------------------|-------------------|-------|------------|
| Sep. 2 | RV/RV | --/RV | Temple | Notre Dame, IN | NBC | W, 49-16 |
| Sep. 9 | 24/25 | 15/15 | Georgia | Notre Dame, IN | NBC | L, 19-20 |
| Sep. 16 | RV/RV | | at Boston College | Chestnut Hill, MA | ESPN | W, 49-20 |
| Sep. 23 | RV/RV | RV/RV | at Michigan State | East Lansing, MI | FOX | W, 38-18 |
| Sep. 30 | 22/RV | | Miami (Ohio) | Notre Dame, IN | NBCSN | W, 52-17 |
| Oct. 7 | 21/22 | | at North Carolina | Chapel Hill, NC | abc | W, 33-10 |
| Oct. 21 | 13/16 | 11/10 | USC | Notre Dame, IN | NBC | W, 49-14 |
| Oct. 28 | 9/10 | 14/15 | NC State | Notre Dame, IN | NBC | W, 35-14 |
| Nov. 4 | 3/5/8 | | Wake Forest | Notre Dame, IN | NBC | W, 48-37 |
| Nov. 11 | 3/3/5 | 7/7/6 | at Miami (Fla.) | Miami Gardens, FL | abc | L, 8-41 |
| Nov. 18 | 8/9/9 | | Navy | Notre Dame, IN | NBC | W, 24-17 |
| Nov. 25 | 8/9/9 | 21/20/20 | at Stanford | Stanford, CA | abc | L, 20-38 |
| Jan. 1 | 14/14/15 | 17/16/14 | vs. LSU | Orlando, FL | abc | 1 p.m. |

Rankings: (CFP)/AP/Coaches (current for upcoming opponents, at time of game for past opponents) | All times Eastern

COUNTDOWN TO KICKOFF

| | |
|-----|---|
| 819 | Offensive snaps played by Outland Trophy finalist Quenton Nelson this season without allowing a single sack or QB hit. He is the highest-rated offensive lineman in the nation according to Pro Football Focus at 48.1. |
| 515 | With 515 rushing yards at Boston College, it marked the third-most by any Irish team in a game since 1969 when they ran for a modern school-record 597 yards against Navy. It was good for a 10.1 yards per rush average, breaking the modern Notre Dame record (10.0) set against Great Lakes in 1942. |
| 101 | Offensive linemen Quenton Nelson and Mike McGlinchey were both consensus first team All-Americans this season, giving Notre Dame a nation-leading 101 consensus All-Americans in school history. The Irish passed Yale for the most all-time, a position the Bulldogs had held a lead in since 1897. In addition, Nelson was a unanimous first team selection, the 34th in school history and first since Manti Te'o in 2012. |
| 10 | Notre Dame enters the Citrus Bowl looking to win at least 10 games in a season for the second time in three years under Brian Kelly. |
| 9 | With nine runs of at least 60 yards this season, the Irish are tied for the national lead in that category. Six of those runs came against Power 5 teams, making Notre Dame one of just four teams in FBS to have broken six runs of 60 yards or more against power conference teams this year. |
| 8 | CB Julian Love became the eighth Irish player to return two interceptions for touchdowns in a season when he recorded a pick-six against NC State to join his earlier INT return for a TD against Michigan State. Love recorded his third pick against Wake Forest and owns a single-season school-record 17 pass break-ups. |
| 7 | With seven runs of at least 60 yards this season, RB Josh Adams leads the nation in that category. In addition, he is the only running back in the country to break four rushes of at least 70 yards this season. |
| 6 | NC State's rushing defense entered the Oct. 28 contest ranked sixth nationally in rushing defense and had not allowed a 100-yard rusher all season. In Notre Dame's 35-14 win, the Irish ran for 318 yards, including 136 by halftime, eclipsing the Wolfpack's previous high for rushing yards allowed in a game of 133. |
| 5 | Five of Notre Dame's 2017 opponents finished the regular season in the AP Top 25, with LSU becoming the sixth such foe. In addition, 10 of 12 regular season opponents are in bowl games this year, including one opponent in the College Football Playoff (Georgia) and two more in the New Year's Six (USC and Miami). That follows a championship week which saw four of the Power 5 title game participants come from the Irish schedule. |
| 4 | LB Te'von Conery ranks fourth among major team (Power 5+ND) linebackers with a run stop percentage of 14.2 according to Pro Football Focus. The junior leads the Irish with 99 tackles entering the Citrus Bowl. |
| 3 | Brandon Wimbush is the third QB in school history to eclipse both 500 rushing yards and 1,000 passing yards in the same season. He joins Tony Rice (1988 and '89) and DeShone Kizer (2015). |
| 2 | Josh Adams is one of just two players in Notre Dame history to reach 1,000 rushing yards for the season in eight games. He passed the mark against NC State, matching Vagas Ferguson who hit 1,000 in eight games in 1979. Adams was the fastest to 1,000 in terms of carries in school history. |
| 1 | Notre Dame's offensive line won the Joe Moore Award for the first time in school history this season. Presented by the Foundation for Teamwork, the award is given annually the "toughest, most physical offensive line in the country," and is the only major college football award given to a position unit or group. |
| 0 | No FBS player since 1996 other than Josh Adams has broken a TD run of at least 70 yards in four consecutive games. Per STATS, he passed four players since '96 who had TD runs of 70-plus in three straight games, including Heisman trophy winner Ricky Williams. |

| COACHING STAFF GAMEDAY LOCATIONS | | |
|----------------------------------|---------------------------|-----------|
| Coach | Position | Location |
| Brian Kelly | Head Coach | Sideline |
| Mike Elko | Defensive Coordinator | Press Box |
| Chip Long | Offensive Coordinator | Sideline |
| Mike Elston | Defensive Line | Sideline |
| Autry Denson | Running Backs | Sideline |
| Harry Hiestand | Offensive Line | Sideline |
| Todd Lyght | Defensive Backs | Sideline |
| Brian Polian | Special Teams Coordinator | Sideline |
| Clark Lea | Linebackers | Sideline |
| Del Alexander | Wide Receivers | Sideline |
| Tom Rees | Quarterbacks | Press Box |

UND.COM/PRESSBOX

In an effort to move toward an environmentally friendly press box, Fighting Irish Media provides a majority of its services via UND.com/pressbox. As during the regular season, the press box site will be updated regularly throughout bowl week.

Citrus Bowl materials will include:

- Bowl game notes
- Updated player bios
- Updated Brian Kelly Era Record Book
- Transcripts and recordings of most Notre Dame media opportunities
- Season statistics

| FIGHTING IRISH MEDIA COMMUNICATIONS STAFF | | | |
|--|------------------|--------|-----------------|
| Director of Football Media Relations Credentialing Women's Lacrosse | Michael Bertsch | Email | mbertsc1@nd.edu |
| | | Office | 574-631-8642 |
| | | Cell | 574-532-4154 |
| Assistant Director Secondary Football Baseball | Michael Scholl | Email | mscholl@nd.edu |
| | | Office | 574-631-4780 |
| | | Cell | 574-876-6248 |
| Assistant AD Strategic Communications | Aaron Horvath | Email | ahorvat3@nd.edu |
| | | Office | 574-631-8978 |
| Director of Communications Hockey Women's Golf | Dan Colleran | Email | dcollera@nd.edu |
| | | Office | 574-631-7519 |
| Associate Director Men's Basketball Rowing | Alan Wasielewski | Email | awasiele@nd.edu |
| | | Office | 574-631-8458 |
| Associate Director Women's Basketball Men's Golf | Josh Bates | Email | jbates2@nd.edu |
| | | Office | 574-631-6453 |
| Assistant Director Volleyball Men's Lacrosse Secondary Men's Basketball | Robby Hamman | Email | rhamman@nd.edu |
| | | Office | 574-631-8032 |
| Assistant Director Women's Soccer Cross Country/Track & Field Secondary Women's Basketball | Megan Golden | Email | mgolden@nd.edu |
| | | Office | 574-631-2664 |
| Assistant Director Football Gameday Magazine Fencing Men's & Women's Tennis | Joanne Norell | Email | jnorell@nd.edu |
| | | Office | 574-631-3397 |
| Assistant Director Men's Soccer Softball Swimming & Diving | Tony Jones | Email | ajones25@nd.edu |
| | | Office | 574-631-1762 |
| Senior Admin. Assistant | Carol Copley | Email | ccopley1@nd.edu |
| | | Office | 574-631-7516 |

| CITRUS BOWL MEDIA SCHEDULE | | | |
|----------------------------|---|---|--|
| Tuesday Dec. 26 | Brian Kelly | Citrus Bowl Welcome Party Rosen Shingle Creek Resort | 7 p.m. |
| Wednesday Dec. 27 | Brian Kelly and/or Select Players Post-Practice | Freedom High School | Kelly: 2:10 p.m.* *if available Players: 3:15 p.m. |
| Thursday Dec. 28 | Brian Kelly and/or Select Players Post Practice | Freedom High School | Approx. 2:20 p.m. |
| Friday Dec. 29 | Chip Long Mike Elko Select Players | Rosen Plaza Hotel | 9 a.m. |
| Saturday Dec. 30 | Brian Kelly Select Players | Citrus Bowl Day for Kids Camping World Stadium | 2 p.m. |
| Sunday Dec. 31 | Brian Kelly Ed Orgeron | Citrus Bowl Press Conference Rosen Plaza Hotel | 9 a.m. |
| Monday Jan. 1 | Brian Kelly Select Players | Citrus Bowl Postgame | |

NOTRE DAME OFFENSE

| Pos. | No. | Name | Ht. | Wt. | Cl./Elg. | 2017 GP-GS |
|-----------|-----|-------------------------|--------|-----|----------|------------|
| WR | 81 | *Miles Boykin | 6-4 | 225 | Jr./2 | 11-0 |
| | 15 | Cam Smith | 5-10 ½ | 202 | Gr./4 | 5-4 |
| WR | 10 | *Chris Finke | 5-9 ½ | 181 | Jr./2 | 12-0 |
| | 3 | **C.J. Sanders | 5-8 | 181 | Jr./3 | 12-0 |
| LT | 68 | ***MIKE MCGLINCHEY | 6-8 | 315 | Gr./4 | 12-12 |
| | 74 | Liam Eichenberg | 6-6 | 300 | So./1 | 5-0 |
| LG | 56 | **QUENTON NELSON | 6-5 | 330 | Sr./3 | 12-12 |
| | 75 | Josh Lugg | 6-7 | 300 | Fr./1 | 0-0 |
| C | 53 | **SAM MUSTIPHER | 6-2 ½ | 305 | Sr./3 | 12-12 |
| | 57 | Trevor Ruhland | 6-4 | 302 | Jr./2 | 5-0 |
| RG | 71 | **ALEX BARS | 6-6 | 312 | Sr./3 | 12-12 |
| | 70 | ** Hunter Bivin | 6-6 | 315 | Gr./4 | 11-0 |
| RT | 78 | Tommy Kraemer | 6-6 | 314 | So./1 | 12-12 |
| | 72 | Robert Hainsey | 6-5 | 290 | Fr./1 | 12-0 |
| TE | 80 | ***DURHAM SMYTHE | 6-5 ½ | 257 | Gr./4 | 12-12 |
| | 82 | **Nic Weishar | 6-4 ¾ | 243 | Sr./3 | 12-1 |
| or | 84 | Cole Kmet | 6-5 ½ | 256 | Fr./1 | 12-0 |
| WR | 6 | **EQUANIMEOUS ST. BROWN | 6-5 | 203 | Jr./3 | 12-12 |
| | 87 | Michael Young | 5-10 | 190 | Fr./1 | 12-0 |
| QB | 7 | *Brandon Wimbush | 6-1 ¾ | 228 | Jr./2 | 11-11 |
| | 12 | Ian Book | 6-0 ½ | 208 | So./1 | 9-1 |
| | 4 | *Montgomery VanGorder | 6-1 ¾ | 222 | Sr./3 | 11-0 |
| RB | 33 | **JOSH ADAMS | 6-2 ¾ | 225 | Jr./3 | 12-12 |
| | 34 | Tony Jones | 5-11 | 225 | So./1 | 11-1 |
| or | 2 | *Dexter Williams | 5-11 | 215 | Jr./3 | 9-0 |
| | 38 | Deon McIntosh | 5-10 ¾ | 193 | So./1 | 8-0 |

NOTRE DAME DEFENSE

| Pos. | No. | Name | Ht. | Wt. | Cl./Elg. | 2017 GP-GS |
|-------------|-----|------------------------|--------|-----|----------|------------|
| DE | 9 | *Daelin Hayes | 6-3 ¾ | 258 | So./2 | 12-11 |
| or | 98 | ***ANDREW TRUMBETTI | 6-4 | 263 | Sr./4 | 12-1 |
| | 42 | Julian Okwara | 6-4 ½ | 240 | So./2 | 11-0 |
| DT | 55 | **Jonathan Bonner | 6-3 ¾ | 291 | Sr./3 | 12-12 |
| | 95 | Myron Tagovailoa-Amosa | 6-2 ½ | 293 | Fr./1 | 12-0 |
| | 97 | Micah Dew-Treadway | 6-4 ½ | 305 | Jr./2 | 8-0 |
| NG | 99 | **JERRY TILLERY | 6-6 ¾ | 306 | Jr./3 | 12-12 |
| | 41 | Kurt Hinish | 6-1 ¾ | 298 | Fr./1 | 11-0 |
| | 77 | Brandon Tiasum | 6-4 | 305 | Jr./2 | 3-0 |
| DE | 93 | *Jay Hayes | 6-3 ¾ | 290 | Sr./3 | 12-12 |
| or | 98 | ***ANDREW TRUMBETTI | 6-4 | 263 | Sr./4 | 12-1 |
| | 53 | Khalid Kareem | 6-4 | 266 | So./2 | 12-0 |
| | 91 | Adetokunbo Ogundeji | 6-4 ¾ | 256 | So./1 | 5-0 |
| BUCK | 48 | ***Greer Martini | 6-3 ¾ | 236 | Sr./4 | 11-6 |
| or | 4 | *TE'VON CONEY | 6-1 ¾ | 240 | Jr./3 | 12-6 |
| MIKE | 5 | ***NYLES MORGAN | 6-1 | 235 | Sr./4 | 12-12 |
| | 44 | Jamir Jones | 6-3 ¾ | 240 | So./1 | 11-0 |
| ROV | 23 | ***DRUE TRANQUILL | 6-2 | 231 | Sr./3 | 12-12 |
| | 22 | *Asmar Bilal | 6-2 | 230 | Jr./2 | 12-0 |
| CB | 27 | *JULIAN LOVE | 5-11 | 193 | So./2 | 12-12 |
| | 7 | *Nick Watkins | 6-1 | 207 | Sr./3 | 11-9 |
| FS | 24 | **Nick Coleman | 6-0 ½ | 192 | Jr./2 | 12-11 |
| | 17 | Isaiah Robertson | 6-1 ½ | 195 | Fr./1 | 11-0 |
| SS | 21 | *Jalen Elliott | 6-0 ½ | 205 | So./2 | 12-12 |
| or | 14 | *DEVIN STUDSTILL | 6-0 ¼ | 195 | So./2 | 10-0 |
| CB | 18 | *Troy Pride Jr. | 5-11 ½ | 187 | So./2 | 11-3 |
| | 20 | Shaun Crawford | 5-9 ¾ | 176 | Jr./2 | 12-1 |
| | 8 | *Donte Vaughn | 6-2 ¾ | 206 | So./2 | 8-0 |

NOTRE DAME SPECIAL TEAMS

| Pos. | No. | Name | Ht. | Wt. | Cl./Elg. | 2017 GP-GS |
|-----------|-----|-----------------|--------|-----|----------|------------|
| KO | 19 | **Justin Yoon | 5-10 | 192 | Jr./3 | 11-0 |
| or | 39 | Jonathan Doerer | 6-3 | 193 | Fr./1 | 6-0 |
| PK | 19 | **Justin Yoon | 5-10 | 192 | Jr./3 | 11-0 |
| | 39 | Jonathan Doerer | 6-3 | 193 | Fr./1 | 6-0 |
| P | 85 | **Tyler Newsome | 6-2 ½ | 210 | Sr./3 | 12-0 |
| | 42 | Jeff Riney | 5-10 ¾ | 180 | Jr./3 | 1-0 |
| LS | 54 | John Shannon | 6-2 | 230 | So./1 | 12-0 |
| | 82 | **Nic Weishar | 6-4 ¾ | 243 | Sr./3 | 12-0 |

NOTRE DAME SPECIAL TEAMS

| Pos. | No. | Name | Ht. | Wt. | Cl./Elg. | 2017 GP-GS |
|------------|-----|-----------------------|-------|-----|----------|------------|
| HLD | 4 | *Montgomery VanGorder | 6-1 ¾ | 222 | Sr./3 | 11-0 |
| | 85 | **Tyler Newsome | 6-2 ½ | 210 | Sr./3 | 12-0 |
| PR | 10 | *Chris Finke | 5-9 ½ | 181 | Jr./2 | 12-0 |
| | 3 | **C.J. Sanders | 5-8 | 181 | Jr./3 | 12-0 |
| KR | 3 | **C.J. Sanders | 5-8 | 181 | Jr./3 | 12-0 |
| | 34 | Tony Jones | 5-11 | 225 | So./1 | 11-1 |

Class (academic year)/Eligibility (athletic season)

* Number of monograms earned

ALL CAPS - returning starter from 2016

Positions with "or" are listed alphabetically

| No. | Name | NDP | Pos. | Ht. | Wt. | Cl./Elg. | Hometown/High School |
|-----|----------------------|-----|-------|--------|-----|----------|--|
| 35 | David Adams | | LB | 6-0 ¾ | 234 | Fr./1 | Pittsburgh, PA/Central Catholic |
| 33 | Josh Adams | * | RB | 6-2 ½ | 225 | Jr./3 | Warrington, PA/Central Bucks South |
| 31 | Temitope Agoro | | CB | 6-0 ¾ | 202 | So./2 | Riverdale, MD/Parkdale |
| 25 | Jafar Armstrong | | WR | 6-0 ¾ | 214 | Fr./1 | Lee's Summit, MO/Bishop Miege |
| 24 | Mick Assaf | | WR | 5-11 | 207 | So./2 | Atlanta, GA/Pace Academy |
| 43 | Brian Ball | | CB | 5-10 ½ | 196 | Jr./2 | Indianapolis, IN/Bishop Chatard |
| 69 | Aaron Banks | | OL | 6-5 ¾ | 325 | Fr./1 | Hayward, CA/EI Cerrito |
| 71 | Alex Bars | ** | OL | 6-6 ½ | 312 | Sr./3 | Nashville, TN/Montgomery Bell Academy |
| 22 | Asmar Bilal | * | LB | 6-2 | 230 | Jr./2 | Indianapolis, IN/Ben Davis |
| 70 | Hunter Bivin | ** | OL | 6-6 ½ | 315 | Gr./4 | Owensboro, KY/Apollo |
| 55 | Jonathan Bonner | ** | DL | 6-3 ¾ | 291 | Sr./3 | Chesterfield, MO/Parkway Central |
| 12 | Ian Book | | QB | 6-0 ½ | 208 | So./1 | El Dorado Hills, CA/Oak Ridge |
| 81 | Miles Boykin | * | WR | 6-4 | 225 | Jr./2 | Tinley Park, IL/Providence Catholic |
| 63 | Sam Bush | | OL | 6-4 | 287 | Sr./3 | Newport Beach, CA/Mater Dei |
| 46 | Matt Bushland | | LS | 6-2 | 190 | So./1 | Dallas, TX/John Paul II |
| 47 | Chris Bury | | TE | 6-1 | 242 | Sr./1 | Brookline, NH/Bishop Guertin |
| 67 | Jimmy Byrne | | OL | 6-4 ¾ | 294 | Sr./3 | Cleveland, OH/St. Ignatius |
| 11 | Freddy Canteen | | WR | 6-0 | 194 | Gr./3 | Elkton, MD/Eastern Christian |
| 14 | J.D. Carney | | QB | 5-10 | 170 | Fr./1 | San Diego, CA/Cathedral Catholic |
| 9 | Keenan Centlivre | | WR | 6-6 | 226 | Sr./3 | Fort Wayne, IN/Bishop Dwenger |
| 83 | Chase Claypool | * | WR | 6-4 ¾ | 228 | So./2 | Abbotsford, BC/Abbotsford |
| 24 | Nick Coleman | ** | S | 6-0 ½ | 192 | Jr./3 | Dayton, OH/Archbishop Alter |
| 4 | Te'von Coney | * | LB | 6-1 ½ | 240 | Jr./3 | Palm Beach Gardens, FL/Palm Beach Gardens |
| 20 | Shaun Crawford | | CB | 5-9 ½ | 176 | Jr./2 | Lakewood, OH/St. Edward |
| 13 | Avery Davis | | QB | 5-11 | 202 | Fr./1 | Cedar Hill, TX/Cedar Hill |
| 97 | Micah Dew-Treadway | | DL | 6-4 ¾ | 305 | Jr./2 | Bolingbrook, IL/Bolingbrook |
| 39 | Jonathan Doerer | | K/P | 6-3 | 193 | Fr./1 | Charlotte, NC/South Mecklenburg |
| 74 | Liam Eichenberg | | OL | 6-6 ½ | 300 | So./1 | Cleveland, OH/Saint Ignatius |
| 18 | Cameron Ekanayake | | QB | 6-0 | 200 | Fr./1 | Niles, MI/Edwardsburg |
| 21 | Jalen Elliott | * | S | 6-0 ½ | 205 | So./2 | Richmond, VA/Lloyd C. Bird |
| 94 | Darnell Ewell | | DL | 6-3 | 321 | Fr./1 | Norfolk, VA/Lake Taylor |
| 54 | Lincoln Feist | | DL | 6-2 ½ | 326 | Jr./3 | Rapid City, SD/St. Thomas More |
| 28 | Nicco Fertitta | ** | S | 5-9 | 175 | Jr./3 | Las Vegas, NV/Bishop Gorman |
| 10 | Chris Finke | * | WR | 5-9 ½ | 181 | Jr./2 | Dayton, OH/Archbishop Alter |
| 39 | Brandon Garcia | | CB/WR | 5-8 ¾ | 186 | So./1 | Casa Grande, AZ/Seton Catholic Prep |
| 13 | Jordan Genmark-Heath | | S | 6-0 ¾ | 220 | Fr./1 | San Diego, CA/Cathedral Catholic |
| 76 | Dillan Gibbons | | OL | 6-4 | 294 | Fr./1 | Clearwater, FL/Clearwater Central Catholic |
| 12 | Alohi Gilman | | S | 5-10 ½ | 199 | So./2 | Laie, HI/Kahuku |
| 61 | Colin Grunhard | | OL | 6-0 ½ | 266 | Fr./1 | Mission, KS/BishopMiege |
| 72 | Robert Hainsey | | OL | 6-4 ¾ | 290 | Fr./1 | Pittsburgh, PA/IMG Academy (FL) |
| 31 | Grant Hammann | | WR | 6-0 | 183 | Sr./3 | Dyersville, IA/Beckman |
| 9 | Daelin Hayes | * | DL | 6-3 ¾ | 258 | So./2 | Belleville, MI/Skyline |
| 93 | Jay Hayes | * | DL | 6-3 ¾ | 290 | Sr./3 | Brooklyn, NY/Poly Prep Country Day |
| 49 | Jack Henige | | TE | 6-5 | 205 | Fr./1 | Hinsdale, IL/Fenwick |
| 17 | Nolan Henry | | QB | 6-0 | 195 | Jr./3 | Vancouver, WA/Union |
| 41 | Kurt Hinish | | DL | 6-1 ¾ | 298 | Fr./1 | Pittsburgh, PA/Central Catholic |
| 16 | C.J. Holmes | | RB | 6-0 ½ | 208 | Fr./1 | Hamden, CT/Cheshire Academy |
| 49 | Brandon Hutson | | LB | 6-3 | 240 | Jr./3 | Battle Creek, MI/Harper Creek Community |
| 44 | Jamir Jones | | LB | 6-3 ½ | 240 | So./2 | Rochester, NY/Aquinas Institute |
| 45 | Jonathan Jones | | LB | 5-11 ½ | 223 | So./1 | Ocoee, FL/Oak Ridge |
| 34 | Tony Jones Jr. | | RB | 5-11 | 225 | So./1 | St. Petersburg, FL/IMG Academy |
| 53 | Khalid Kareem | | DL | 6-4 | 266 | So./2 | Pontiac, MI/Harrison |
| 64 | Ryan Kilander | | DL | 6-0 ½ | 305 | Sr./3 | Rancho Santa Margarita, CA/Santa Margarita |
| 84 | Cole Kmet | | TE | 6-5 ½ | 256 | Fr./1 | Lake Barrington, IL/St. Viator |
| 29 | Sam Kohler | | K | 6-0 | 193 | Sr./3 | Lincoln, NE/East |
| 78 | Tommy Kraemer | | OL | 6-5 ¾ | 314 | So./1 | Cincinnati, OH/Elder |
| 27 | Julian Love | * | CB | 5-11 | 193 | So./2 | Westchester, IL/Nazareth Academy |

| No. | Name | NDP | Pos. | Ht. | Wt. | Cl./Elg. | Hometown/High School |
|-----|-------------------------|-----|------|--------|-----|----------|--|
| 75 | Josh Lugg | | OL | 6-6 ¾ | 300 | Fr./1 | Wexford, PA/North Allegheny Sr. |
| 92 | Jonathon MacCollister | | DL | 6-3 ¾ | 233 | Fr./1 | DeLand, FL/Bishop Moore |
| 86 | Alizé Mack | * | TE | 6-4 ¾ | 251 | Jr./3 | Las Vegas, NV/Bishop Gorman |
| 15 | John Mahoney | | DB | 6-0 | 190 | Fr./1 | West Des Moines, IA/Valley |
| 48 | Greer Martini | *** | LB | 6-3 ¾ | 236 | Sr./4 | Cary, NC/Woodberry Forest (VA) |
| 68 | Mike McGlinchey | *** | OL | 6-8 ¾ | 315 | Gr./4 | Philadelphia, PA/William Penn Charter |
| 38 | Deon McIntosh | | RB | 5-10 ¾ | 193 | So./1 | Pompano Beach, FL/Cardinal Gibbons |
| 88 | Javon McKinley | | WR | 6-2 | 221 | So./2 | Corona, CA/Centennial |
| 96 | Pete Mokwuah | | DL | 6-3 ½ | 325 | Sr./3 | Staten Island, NY/St. Joseph by-the-Sea |
| 32 | D.J. Morgan | | S | 6-2 ½ | 209 | So./1 | Norwalk, CA/Saint John Bosco |
| 5 | Nyles Morgan | *** | LB | 6-1 | 235 | Sr./4 | Crete, IL/Crete-Monee |
| 59 | Kier Murphy | | LB | 6-1 ¾ | 232 | Jr./3 | Rock Island, IL/Alleman |
| 53 | Sam Mustipher | ** | OL | 6-2 ½ | 305 | Sr./3 | Olney, MD/Good Counsel |
| 56 | Quenton Nelson | ** | OL | 6-5 | 330 | Sr./3 | Holmdel, NJ/Red Bank Catholic |
| 85 | Tyler Newsome | ** | P | 6-2 ½ | 210 | Sr./3 | Carrollton, GA/Carrollton |
| 91 | Adetokunbo Ogundeji | | DL | 6-4 ¾ | 256 | So./1 | West Bloomfield, MI/Walled Lake Central |
| 42 | Julian Okwara | | DL | 6-4 ½ | 240 | So./2 | Charlotte, NC/Ardrey Kell |
| 30 | Jeremiah Owusu-Koramoah | | LB | 6-1 ½ | 204 | Fr./1 | Hampton, VA/Bethel |
| 10 | Patrick Peline | | DB | 6-1 | 181 | Fr./1 | Youngstown, OH/Cardinal Mooney |
| 62 | Logan Plantz | | OL | 6-2 ¾ | 285 | Jr./3 | Frankfort, IL/Providence Catholic |
| 18 | Troy Pride Jr. | * | CB | 5-11 ½ | 183 | So./2 | Greer, SC/Greer Senior |
| 37 | Robert Regan | | LB | 6-2 ¾ | 216 | Jr./3 | Darien, IL/Hinsdale South |
| 42 | Jeff Riney | | P | 5-10 ¾ | 185 | Jr./3 | Katy, TX/Seven Lakes |
| 17 | Isaiah Robertson | | S | 6-1 ½ | 195 | Fr./1 | Bolingbrook, IL/Neuqua Valley |
| 57 | Trevor Ruhland | | OL | 6-3 ¾ | 302 | Jr./2 | Cary, IL/Cary-Grove Community |
| 3 | C.J. Sanders | ** | WR | 5-8 | 181 | Jr./3 | Granada Hills, CA/Notre Dame |
| 38 | Christopher Schilling | | S | 5-11 ½ | 211 | So./2 | Overland Park, KS/St. Thomas Aquinas |
| 54 | John Shannon | | LS | 6-2 | 230 | So./1 | Lake Forest, IL/Loyola Academy |
| 85 | Arion Shinaver | | WR | 6-1 ¾ | 184 | So./2 | Carmel, IN/Guerin Catholic |
| 15 | Cam Smith | | WR | 5-10 ½ | 202 | Gr./4 | Coppell, TX/Coppell |
| 80 | Durham Smythe | ** | TE | 6-5 ½ | 257 | Gr./4 | Belton, TX/Belton |
| 51 | Devyn Spruell | | LB | 6-2 ¾ | 241 | Jr./3 | Warren, NJ/Watchung Hills |
| 6 | Equanimeous St. Brown | ** | WR | 6-5 | 203 | Jr./3 | Anaheim, CA/Servite |
| 29 | Kevin Stepherson | | WR | 6-0 ¾ | 185 | So./2 | Jacksonville, FL/First Coast |
| 14 | Devin Studstill | * | S | 6-0 ¾ | 195 | So./2 | Riviera Beach, FL/Palm Beach Gardens |
| 95 | Myron Tagovailoa-Amosa | | DL | 6-2 ½ | 293 | Fr./1 | Ewa Beach, HI/Kapolei |
| 58 | Elijah Taylor | | DL | 6-3 | 275 | Jr./2 | Cincinnati, OH/Moeller |
| 46 | Jimmy Thompson | | LB | 6-0 | 220 | Jr./3 | Hinsdale, IL/Central |
| 77 | Brandon Tiassum | | DL | 6-4 | 305 | Jr./2 | Indianapolis, IN/Park Tudor |
| 99 | Jerry Tillery | ** | DL | 6-6 ¾ | 306 | Jr./3 | Shreveport, LA/Evangel Christian Academy |
| 23 | Drue Tranquill | *** | LB | 6-2 | 231 | Sr./3 | Fort Wayne, IN/Carroll |
| 98 | Andrew Trumbetti | *** | DL | 6-4 | 263 | Sr./4 | Demarest, NJ/Northern Valley Regional |
| 4 | Montgomery VanGorder | * | QB | 6-1 ¾ | 222 | Sr./3 | Buford, GA/Buford |
| 8 | Donte Vaughn | * | CB | 6-2 ¾ | 206 | So./2 | Memphis, TN/Whitehaven |
| 47 | Kofi Wardlow | | DL | 6-2 ¾ | 234 | Fr./1 | Washington, DC/St. John's College |
| 7 | Nick Watkins | * | CB | 6-1 | 207 | Sr./3 | DeSoto, TX/Bishop Dunne |
| 26 | Austin Webster | | WR | 5-11 ¾ | 192 | Sr./3 | Beverly Hills, CA/Windward |
| 82 | Nic Weishar | ** | TE | 6-4 ¾ | 243 | Sr./3 | Midlothian, IL/Marist |
| 40 | Drew White | | LB | 6-0 ¾ | 227 | Fr./1 | Boca Raton, FL/St. Thomas Aquinas |
| 2 | Dexter Williams | * | RB | 5-11 | 215 | Jr./3 | Winter Garden, FL/West Orange |
| 7 | Brandon Wimbush | * | QB | 6-1 ¾ | 228 | Jr./2 | Teaneck, NJ/St. Peter's Prep |
| 89 | Brock Wright | | TE | 6-4 ½ | 254 | Fr./1 | Cypress, TX/Cy-Fair |
| 19 | Justin Yoon | ** | K | 5-10 | 192 | Jr./3 | Nashville, TN/Milton Academy (MA) |
| 87 | Michael Young | | WR | 5-10 | 190 | Fr./1 | Saint Rose, LA/Destrehan |

NDP Indicates number of monograms earned
 Class (academic year)/Eligibility (athletic season) for the 2017 campaign

| No. | Name | Pos. |
|-----|-------------------------|-------|
| 2 | *Dexter Williams | RB |
| 3 | **C.J. Sanders | WR |
| 4 | *Te'von Coney | LB |
| 4 | *Montgomery VanGorder | QB |
| 5 | ***Nyles Morgan | LB |
| 6 | **Equanimeous St. Brown | WR |
| 7 | *Nick Watkins | CB |
| 7 | *Brandon Wimbush | QB |
| 8 | *Donte Vaughn | CB |
| 9 | Keenan Centlivre | WR |
| 9 | *Daelin Hayes | DL |
| 10 | *Chris Finke | WR |
| 10 | Patrick Pelini | DB |
| 11 | Freddy Canteen | WR |
| 12 | Ian Book | QB |
| 12 | Alohi Gilman | S |
| 13 | Avery Davis | QB |
| 13 | Jordan Genmark-Heath | S |
| 14 | J.D. Carney | QB |
| 14 | *Devin Studstill | S |
| 15 | John Mahoney | DB |
| 15 | Cam Smith | WR |
| 16 | C.J. Holmes | RB |
| 17 | Nolan Henry | QB |
| 17 | Isaiah Robertson | S |
| 18 | Cameron Ekanayake | QB |
| 18 | *Troy Pride Jr. | CB |
| 19 | **Justin Yoon | K |
| 20 | Shaun Crawford | CB |
| 21 | *Jalen Elliott | S |
| 22 | *Asmar Bilal | LB |
| 23 | ***Drue Tranquill | LB |
| 24 | Mick Assaf | WR |
| 24 | ***Nick Coleman | S |
| 25 | Jafar Armstrong | WR |
| 26 | Austin Webster | WR |
| 27 | *Julian Love | CB |
| 28 | **Nicco Fertitta | S |
| 29 | Sam Kohler | K |
| 29 | Kevin Stepherson | WR |
| 30 | Jeremiah Owusu-Koramoah | LB |
| 31 | Temitope Agoro | CB |
| 31 | Grant Hammann | WR |
| 32 | D.J. Morgan | S |
| 33 | *Josh Adams | RB |
| 34 | Tony Jones Jr. | RB |
| 35 | David Adams | LB |
| 37 | Robert Regan | LB |
| 38 | Deon McIntosh | RB |
| 38 | Christopher Schilling | S |
| 39 | Jonathan Doerer | K/P |
| 39 | Brandon Garcia | CB/WR |
| 40 | Drew White | LB |
| 41 | Kurt Hinish | DL |
| 42 | Julian Okwara | DL |
| 42 | Jeff Riney | P |
| 43 | Brian Ball | CB |
| 44 | Jamir Jones | LB |

| No. | Name | Pos. |
|-----|------------------------|------|
| 45 | Jonathan Jones | LB |
| 46 | Matt Bushland | LS |
| 46 | Jimmy Thompson | LB |
| 47 | Chris Bury | TE |
| 47 | Kofi Wardlow | DL |
| 48 | ***Greer Martini | LB |
| 49 | Jack Henige | TE |
| 49 | Brandon Hutson | LB |
| 51 | Devyn Spruell | LB |
| 53 | Khalid Kareem | DL |
| 53 | **Sam Mustipher | OL |
| 54 | Lincoln Feist | DL |
| 54 | John Shannon | LS |
| 55 | **Jonathan Bonner | DL |
| 56 | **Quenton Nelson | OL |
| 57 | Trevor Ruhland | OL |
| 58 | Elijah Taylor | DL |
| 59 | Kier Murphy | LB |
| 61 | Colin Grunhard | OL |
| 62 | Logan Plantz | OL |
| 63 | Sam Bush | OL |
| 64 | Ryan Kilander | DL |
| 67 | Jimmy Byrne | OL |
| 68 | ***Mike McGlinchey | OL |
| 69 | Aaron Banks | OL |
| 70 | **Hunter Bivin | OL |
| 71 | **Alex Bars | OL |
| 72 | Robert Hainsey | OL |
| 74 | Liam Eichenberg | OL |
| 75 | Josh Lugg | OL |
| 76 | Dillan Gibbons | OL |
| 77 | Brandon Tiassum | DL |
| 78 | Tommy Kraemer | OL |
| 80 | **Durham Smythe | TE |
| 81 | *Miles Boykin | WR |
| 82 | **Nic Weishar | TE |
| 83 | *Chase Claypool | WR |
| 84 | Cole Kmet | TE |
| 85 | **Tyler Newsome | P |
| 85 | Arion Shinaver | WR |
| 86 | *Alizé Mack | TE |
| 87 | Michael Young | WR |
| 88 | Javon McKinley | WR |
| 89 | Brock Wright | TE |
| 91 | Adetokunbo Ogundeji | DL |
| 92 | Jonathon MacCollister | DL |
| 93 | *Jay Hayes | DL |
| 94 | Darnell Ewell | DL |
| 95 | Myron Tagovailoa-Amosa | DL |
| 96 | Pete Mokwuah | DL |
| 97 | Micah Dew-Treadway | DL |
| 98 | ***Andrew Trumbetti | DL |
| 99 | **Jerry Tillery | DL |

| | |
|-------------------------|--------------------------------|
| Temitope Agoro | Tee-mo-tep Uh-go-row |
| Jafar Armstrong | Juh-far |
| Mick Assaf | Ace-saf |
| Asmar Bilal | az-MAR bill-LAWL |
| Hunter Bivin | biv-un |
| Keenan Centlivre | CENT-liver |
| Te'von Coney | tay-von |
| Jonathan Doerer | Door-er |
| Liam Eichenberg | lke-n-burg |
| Cameron Ekanayake | Eck-uh-ny-uh-kuh |
| Darnell Ewell | Youll |
| Lincoln Feist | fyst |
| Nicco Fertitta | KNEE-coh fur-TEE-tah |
| Chris Finke | fink |
| Jordan Genmark-Heath | Jen-mark Heath |
| Dillan Gibbons | Dillon |
| Alohi Gillman | Uh-low-hee |
| Grant Hammann | ham-in |
| Daelin Hayes | DAY-lun |
| Kurt Hinish | High-nish |
| Jamir Jones | Juh-mear |
| Khalid Kareem | Kah-lid |
| Cole Kmet | Kuh-met |
| Alizé Mack | al-Lih-zaye |
| Mike McGlinchey | muh-GLINCH-ee |
| Javon McKinley | Juh-vonn |
| Peter Mokwuah | mock-wuh |
| Kier Murphy | keer |
| Sam Mustipher | Mus-tuh-fur |
| Adetokunbo Ogundeji | Ah-duh-kun-bo O-kin-day-jay |
| Julian Okwara | Oak-wara |
| Jeremiah Owusu-Koramoah | O-woo-sue Cora-moe-uhh |
| Robert Regan | ree-ginn |
| Jeff Riney | ryenee |
| Arion Shinaver | R-E-on Shin-uh-ver |
| Equanimeous St. Brown | eck-wah-nihm-ee-ous |
| Devyn Spruell | spru-well |
| Myron Tagovailoa-Amosa | Tounge-oh-vie-oh-la Uh-moe-suh |
| Brandon Tiassum | tee-ah-sum |
| Donte Vaughn | Don-tay |
| Kofi Wardlow | Ko-fee Ward-low |
| Nic Weishar | wish-err |



#33Trucking

Long Drives,
Reliably Delivered

AWARD CANDIDATES

| Player | Pos. | Awards |
|---|------|---|
| Mike McGlinchey, Quenton Nelson, Sam Mustipher, Alex Bars, Tommy Kraemer & Robert Hainsey | OL | Joe Moore Award Winners |
| Josh Adams | RB | Maxwell Award Semifinalist Phil Steele Third Team All-American |
| Mike McGlinchey | OL | Consensus All-American Outland Trophy Semifinalist Walter Camp First Team All-American AP First Team All-American FWAA First Team All-American Sporting News Second Team All-American Pro Football Focus First Team All-American USA Today First Team All-American Sports Illustrated First Team All-American The Athletic Second Team All-American Phil Steele First Team All-American |
| Quenton Nelson | OL | Unanimous All-American Outland Trophy Finalist Monogram Club Team MVP Walter Camp First Team All-American AP First Team All-American FWAA First Team All-American Sporting News First Team All-American Pro Football Focus First Team All-American USA Today First Team All-American Sports Illustrated First Team All-American The Athletic First Team All-American Phil Steele First Team All-American |
| Drue Tranquill | LB | Wuerffel Trophy Finalist Lott Trophy Quarterfinalist CoSIDA First Team Academic All-District |
| Sam Mustipher | OL | CoSIDA First Team Academic All-District |
| Justin Yoon | K | CoSIDA First Team Academic All-District |

HITTING THE BIG ONE

- Irish RB Josh Adams leads the nation with seven runs of at least 60 yards, while he owns four rushes of 70 yards on the year. Those four 70-plus yard runs all went for TDs and came in four consecutive games.
- Per STATS, he is the only player in college football since at least 1996 to break a TD run of at least 70 yards in four consecutive games. The STATS database going back to 1996 found four players who have hit a 70-yard TD run in three straight games (Texas' Ricky Williams, Northern Illinois' Garrett Wolfe, Matt Breida from Georgia Southern and Arizona's Khalil Tate).
- Adams hit those 70-yard runs against Miami University (73 yards), North Carolina (73 yards), USC (84 yards) and NC State (77 yards).

CLEARING THE PATH

- Notre Dame's offensive line enters bowl season as one of the most decorated units in the nation and winners of the 2017 Joe Moore Award for the nation's outstanding offensive line.
- Led by Outland Trophy finalist Quenton Nelson and Outland semifinalist Mike McGlinchey, the unit includes Sam Mustipher, Alex Bars, Tommy Kraemer and Robert Hainsey.
- Nelson was a unanimous All-American at left guard, while McGlinchey was a consensus All-America pick at left tackle. Mustipher was on the Rimington Watch List and a first team CoSIDA Academic All-District pick. Bars has started every game this season at right guard and has started 24 career games, while Kraemer and Hainsey split time at right tackle.
- The group blocked for the Irish to average 279.08 rushing yards per game this season, seventh in the nation and third among non-option teams. The Irish were tied for the national lead in runs of at least 60 yards at nine.
- Nelson, the team's 2017 Monogram Club MVP, is the highest rated offensive lineman in the nation according to Pro Football Focus. He has not surrendered a sack or QB hit in 819 snaps this season. Over 2,336 career snaps and 35 starts, Nelson has allowed just two sacks (none in 2016 or '17) and two QB hits.
- McGlinchey has allowed three sacks and two QB hits in 825 snaps this season, while rating out as the second-best offensive tackle according to Pro Football Focus. He's the highest-rated run blocker according to PFF, rating at 34.1, just ahead of Nelson's 33.0 to rank second.
- While Nelson and McGlinchey are at their best protecting the QB, PFF gives Adams his best yards per carry on rushes between Mustipher (center) and Bars (right guard) at 13.26 yards per attempt. The second-highest is to the right of Bars, with Adams averaging 12.93 yards per carry between Bars and the right tackle, where Hainsey and Kraemer split time.

FIGHTING AFTER CONTACT

- In addition to running behind a Joe Moore-winning offensive line, Josh Adams led the nation in yards per carry after contact according to Pro Football Focus.
- Adams averaged 5.20 yards after contact per carry (994 total). That average led FBS running backs with at least 115 carries on the year.

TAKING HIS PLACE IN IRISH LORE

- In addition to rushing for over 200 yards for the first time in his career at Boston College, Heisman candidate Josh Adams became the 17th player in school history to eclipse the 2,000 career rushing yards mark. Doing so in 316 carries, Adams hit the mark quicker than any player in school history.
- Adams broke the 3,000 career yard mark and moved into fifth all-time with a 106-yard performance against Navy.

NOTRE DAME CAREER RUSHING LIST

| Rk. | Player | Years | Yards | Avg. | TDs |
|-----------|-------------------|--------------|--------------|------------|-----------|
| 1. | Autry Denson | 1995-98 | 4,318 | 5.1 | 43 |
| 2. | Allen Pinkett | 1982-85 | 4,131 | 4.6 | 49 |
| 3. | Vagas Ferguson | 1976-79 | 3,472 | 5.2 | 32 |
| 4. | Darius Walker | 2004-06 | 3,249 | 4.7 | 23 |
| 5. | Josh Adams | 2015- | 3,154 | 6.8 | 20 |
| 6. | Julius Jones | 1999-03 | 3,018 | 4.8 | 26 |
| 7. | Jerome Heavens | 1975-78 | 2,682 | 4.5 | 15 |

BOWL BOUND

- Notre Dame is playing in its 35th bowl game in the Citrus Bowl against LSU on New Year's Day. The Irish appeared in the Rose Bowl on New Year's Day 1925, but did not return to postseason action until following the 1969 season.
- Head coach Brian Kelly has the Irish in a bowl game for the seventh time in his eight seasons at Notre Dame. The Irish are 3-3 in bowl games under Kelly.
- For more notes on Notre Dame's bowl history, complete bowl game results and bowl game records, see page 15.

LENGTHY RESUME FOR LEFT SIDE

- Left tackle Mike McGlinchey and left guard Quenton Nelson are cleaning up in the postseason awards category, while leading an offensive line to the Joe Moore Award.
- Nelson has earned first team All-America honors from the Walter Camp Football Foundation, Associate Press, Football Writers Association of America, Sporting News and American Football Coaches Association, making him Notre Dame's first unanimous All-American since Manti Te'o in 2012. He is the school's first unanimous All-American on the offensive line since Aaron Taylor in 1993.
- McGlinchey is a consensus first team All-American after garnering first team honors from Walter Camp, the AP, FWAA and AFCA. He was a second team selection by Sporting News.
- It is just the second time since 1994 the Irish have had multiple players earn unanimous or consensus first team All-America status, joining LB Jaylon Smith and OL Ronnie Stanley, who were both consensus picks in 2015. They were the first teammates to accomplish the feat since OT Aaron Taylor (unanimous) and CB Jeff Burris (consensus) in 1993.
- It's the first time an FBS school has had two players from the same position group earn consensus All-America honors since 2012 when Alabama's Barrett Jones (center) and Chance Warmack (offensive guard) were both consensus.
- McGlinchey and Nelson are the 17th FBS teammates in the same position group since the adoption of two-platoon football in 1964.
- Had McGlinchey been Sporting News first team to give the Irish a pair of unanimous first team All-Americans, it would have been the first time since 1990 the Irish had multiple unanimous first team All-Americans (FL Raghieb Ismail, DT Chris Zorich, LB Michael Stonebreaker and CB Todd Lyght). Nelson and McGlinchey also fell just shy of becoming the first teammates from the same position group to both earn unanimous first team All-America honors since 1945 when Army's famed "Mr. Inside and Mr. Outside" duo of FB Doc Blanchard and HB Glenn Davis.
- Nelson was a finalist for the Outland Trophy, given to the nation's best interior lineman, while McGlinchey was a semifinalist.

LSU WAS A RARE REMATCH

- LSU owns a rare place in Notre Dame football history, having been one of just four opponents to face the Irish twice in the same season.
- The teams met on Nov. 15, 1997, at Tiger Stadium, with the Irish knocking off the 11th-ranked Tigers, 24-6. They met again in that year's Independence Bowl, with the Tigers taking a 27-9 decision.
- It marks the only time in school history the Irish have faced a bowl opponent in a rematch from the regular season.
- It was the first time since 1901 Notre Dame faced the same team twice in a season. That year, Notre Dame tied and defeated the South Bend Athletic Club.
- In 1888, just the second season of football at Notre Dame, the Irish fell twice to Michigan on consecutive days.
- In 1894, Notre Dame tied and lost to Albion in two meetings that fall.

POSSESSIONS AT A PREMIUM

- Navy's ball security put an emphasis on every possession in a 24-17 Irish victory.
- The Midshipmen held the ball for 42:42 of the contest, running 80 offensive plays and running the ball 72 times. They were just four rushing attempts shy of the Notre Dame opponent record of 76 set by Nebraska in 1922.
- It is believed to be the lowest time of possession for Notre Dame in program history, topping the 1991 game at Michigan where the Irish had the ball for 19:20.
- According to NCAA stats, the last team to win a game with shorter time of possession than Notre Dame was Texas in a 42-28 win over Rice during which the Longhorns held the ball for 15:58.
- Navy entered the game averaging 5.9 yards per rush, but the Irish defense held the triple-option attack to 3.8 yards per attempt.
- It was the third time this season the Mids ran the ball 72 times. In both previous outings, they totaled over 500 yards and five TDs. On Saturday, Notre Dame held them to 277 yards and one TD.
- The ground attack made for one of the fastest Notre Dame football games this decade. At 2:52, it was the quickest Irish game since a 2:50 contest with the Mids in 2010. The only other contest since 2010 to check-in under three hours was against Army in 2016.

STEPPING UP WHEN IT MATTERS MOST

- Notre Dame has scored points on 41-of-45 trips to the red zone this season, good for a percentage of 91.11 which ranks 17th in the nation.
- The Irish were perfect in their first 22 red zone trips this season before failing to score for the first time against North Carolina. They have been perfect in nine of 12 games this year, with the only red zone failure in the NC State game coming as the Irish took a knee to run out the clock from the Wolfpack five-yard line.
- The area was a point of emphasis for the Irish after scoring at an 83.3 clip last season to rank 72nd in FBS.

HERE COME THE IRISH

- The Irish defense has made fast starts a trend, forcing either a punt or a turnover on the opponents' first drive in all but one game.
- Notre Dame forced a punt on the first defensive series against Temple, Georgia and Boston College.
- Against Michigan State and Miami (Ohio), the defense has gotten interceptions from Julian Love and Greer Martini, respectively.
- The defense extended their dominance even further at North Carolina, forcing the Tar Heels to go three-and-out on their first five drives of the game.
- Notre Dame forced USC QB Sam Darnold to fumble on the Trojans' first offensive play.
- The defense forced NC State to go three-and-out, one of six three-and-outs the Irish forced in the contest.
- The streak ended against Wake Forest when the Demon Deacons kicked a field goal on their first offense drive. The Deacs needed to convert two third downs and took 14 plays to go 82 yards over 4:11.
- At Miami (Fla.), the Irish forced the Hurricanes to punt on their first drive.
- Navy ate 6:09 off the clock, going 33 yards on 11 plays before turning it over on downs.
- The Irish forced a punt at Stanford to open play.

FRESH TURNOVERS

- Notre Dame ranks 29th nationally in turnover margin, improving on a rank of 93rd in 2016. The Irish have 10 interceptions and gained 10 fumbles while losing 15 turnovers.
- Just as importantly, the Irish have taken advantage of opponent's miscues, scoring 108 points off those 20 turnovers. Three games this season (Boston College, Michigan State and USC) have seen the Irish score 21 points off turnovers.
- In five games (Michigan State, Miami Ohio, USC, NC State and Wake Forest), the Irish have not turned the ball over at all.

BEATING THE BEST, SOUNDLY

- With the victory over NC State, Notre Dame beat opponents in the AP Top 15 in consecutive weeks for the first time since 1989.
- The Irish took down No. 14 NC State, 35-14, a week after defeating No. 11 Southern Cal, 49-14.
- In 1989, Lou Holtz's team beat No. 9 Southern Cal, 28-24, on Oct. 21, before downing No. 7 Pittsburgh, 45-7, on Oct. 28.
- With the two victories coming by at least 20 points, it marked the first time since 1944 the Irish won by 20 points over top-15 foes in consecutive weeks. That season, Notre Dame beat No. 10 Georgia Tech, 21-0, on Nov. 25, before beating No. 12 Great Lakes Naval Station, 28-7, on Dec. 2. Great Lakes was coached by the legendary Paul Brown.

SOMETHING GAVE

- No. 14 NC State entered the Oct. 28 contest ranked sixth in the nation in rushing defense, allowing just 91.3 rushing yards per game. The Wolfpack had not allowed an individual rusher to go over 100 yards and had not allowed a team to go beyond 133 yards in a game.
- The Irish flipped the script, rushing for 136 yards in the first half. Notre Dame finished with 318 yards on the ground, its sixth game with at least 300 rushing yards this season.
- Josh Adams didn't just become the first 100-yard rusher against the Wolfpack this season, he broke the 200-yard mark, finishing with 202 yards and a TD.

PUTTING IT AWAY

- While the Irish rushing attack helped Notre Dame salt away its 35-14 victory over No. 14 NC State with a 15-play, 76-yard drive over the final 8:40 of the contest, the Irish defense did its part, as well.
- Mike Elko's defense forced four straight three-and-outs to end the game. The other two second-half possessions by the Wolfpack ended in a 69-yard interception return for a TD by Notre Dame's Julian Love and a turnover on downs.
- It was one of two fourth down stops by the defense in the game.
- The Irish defense held the Wolfpack to 50 rushing yards, while QB Ryan Finley was intercepted for the first time this season when Love delivered his pick-six.

LIGHTING UP THE SCOREBOARD

- Notre Dame's 35-14 victory over NC State on Oct. 28 gave the Irish six consecutive victories of 20 points or more for the first time since 1966. That year the Irish scored consecutive wins over Northwestern, Army, North Carolina, Oklahoma, Navy, Pitt and Duke (the streak was snapped by the famous 10-10 tie at Michigan State).
- The previous weeks saw Notre Dame defeat Boston College (49-20), Michigan State (38-18), Miami (Ohio) (52-17), North Carolina (33-10) and USC (49-14).
- With over 38 points those first three games of the streak, Notre Dame eclipsed that number in three straight games for the first time since 2006. That season, Notre Dame beat North Carolina (45-26), Air Force (39-17) and Army (41-9).

- The Irish scored 45 of their 52 points against Miami (Ohio) in the first half, marking the highest scoring opening half under Brian Kelly. It was the most first-half points since the Irish hung 49 on Pitt in the first two periods on Nov. 9, 1968.
- The 28-point first quarter against the RedHawks was the highest scoring quarter for the Irish since Sept. 3, 2005, when they scored 28 points in the second quarter of a 42-21 victory at Pitt.
- With wins by over 20 points in seven games, Notre Dame has seven wins by at least 20 points in the same season for the first time since 2005.

LOVE THE END ZONE

- When Irish CB Julian Love returned an interception 59-yards for a touchdown on Michigan State's first drive, he became the first Irish player with a pick six since 2015 when Andrew Trumbetti returned an interception for a score against Wake Forest.
- Love was the first player to accomplish the feat in a true road game since 2013 when Bennett Jackson had a pick six against Purdue. Jackson's return was also the last time an Irish CB had an interception return for a TD.
- He had his second pick-six of the year against NC State, when he recorded the first interception of Wolfpack QB Ryan Finley on Oct. 28, then returned it 69 yards for a TD.
- Love became the eighth player in school history to return two interceptions for a TD in the same season, the first since Tom Zbikowski in 2005.
- On the season, Love has three interceptions and a school-record 17 pass break-ups on the season. His 153 interception return yards are the second-most in program history, trailing only Nick Rassas' 197 in 1965.

WIMBUSH ON THE RUN

- With 207 rushing yards and four TDs in the win at Boston College, QB Brandon Wimbush had a recording setting day for Irish signal callers.
- He is the first quarterback in school history to put together a 200-yard rushing performance, as he topped the school record of 146 set by Bill Etter against Navy on Nov. 1, 1969.
- With four rushing TDs, it was the first time any Irish player went for four scores on the ground since Emmett Mosley scored four rushing TDs against Navy on Oct. 22, 1994. He was the first QB in school history to score four times on the ground.
- Wimbush totals 14 rushing TDs on the season, a school record for rushing TDs in a season by a QB. That total ranks 15th in the nation and only three QBs have more rushing TDs this year.

ROAD WARRIORS

- Notre Dame secured its third road victory over a Power 5 opponent on Oct. 7 at North Carolina. The Irish had earlier victories at Boston College and Michigan State.
- Notre Dame was the third FBS team to reach three road wins over Power 5 foes this season, joining Washington and Georgia as the only programs to accomplish the feat over the first six weeks of the season.
- It marked the first time Notre Dame had three consecutive road wins over Power 5 teams since 2012 when a four-game winning streak included Michigan State, Oklahoma, Boston College and USC.
- Additionally, it was the first time since 1967 Notre Dame has scored three Power 5 road wins by at least 20 points each. That year, the Irish won at Illinois (47-7), Pitt (38-0) and Georgia Tech (36-3).
- It was the first streak of three straight games at any point since 1973-74 when Notre Dame won at Miami (Fla.), 44-0, in the '73 season finale before winning 31-7 at Georgia Tech and 49-3 at Northwestern in the first two road games of '74.

**COMPLETE PERFORMANCE CAPTURES
JEWEL SHILLELAGH**

- Notre Dame secured a 49-14 victory in the latest installment of the USC rivalry, scoring the most points against the Trojans since 1977.
- The Irish held a 28-0 halftime lead, the largest since holding a 31-0 advantage at intermission of a 51-0 win in 1966.
- RB Josh Adams and QB Brandon Wimbush led an Irish rushing attack which went for 377 yards, the most against USC in the modern era. The previous high was 373 yards in a 23-17 win over the Trojans in 1954.
- The victory gives the Irish four of their five competitive trophies, following earlier wins this season over Boston College (Leahy Bowl) and Michigan State (Megaphone), as well as a win over Purdue (Shillelagh) in the last meeting in 2014. Stanford (Legends Trophy) is the only Notre Dame opponent which holds the trophy at the end of the 2017 regular season.
- The Legends Trophy is also the next one up for grabs, as the Cardinal visit Notre Dame Stadium on Sept. 29, 2018.

WIMBUSH & BOOK WIN DEBUTS

- This season, Brandon Wimbush and Ian Book have become the sixth and seventh consecutive Notre Dame signal callers to win their first career starts.
- Wimbush scored a win in the season opener against Temple, while Book started for an injured Wimbush at North Carolina.
- The duo joins Dayne Crist (2010 vs. Purdue), Tommy Rees (2010 vs. No. 15 Utah), Everett Golson (2012 vs. Navy), Malik Zaire (2014 vs. No. 22 LSU) and DeShone Kizer (2015 vs. No. 14 Georgia Tech).
- Including his tenure at Cincinnati, head coach Brian Kelly has now seen each of the last 10 quarterbacks he has started emerge victorious from their debut starts.
- Wimbush not only completed 17 of 30 passes for 184 yards and two TDs, but the signal caller rushed for 106 yards on 12 carries and one TD. Wimbush became the first Irish quarterback responsible for three or more touchdowns (two passing, one rushing) in his first career start since Rees (three passing) against No. 15 Utah in 2010. Since 1985, only Wimbush, Rees, Matt LoVecchio (two passing, one rushing against Stanford in 2000) and Ron Powlus (four passing against Northwestern in 1994) can claim that distinction in their first career start.
- Book was the first Irish QB to make his first start on the road since Jimmy Clausen at Penn State in 2007 (Malik Zaire and Everett Golson made their first starts in neutral site games at the Music City Bowl and in Dublin, Ireland, respectively). Book is the first Notre Dame signal caller to win when his first career start came in a road game since Tom Krug won at Air Force, 44-14, in 1995.
- He was 17-for-31 passing for 146 yards and a TD, while rushing for 45 yards at UNC.
- Book was Notre Dame's 26th different starting quarterback since 1985. The Irish are 20-6 (.769) in those games featuring a first-time starter under center. Notre Dame is 10-2 (.833) in such games at Notre Dame Stadium.
- From 1985-98, Notre Dame was victorious in nine straight games in which an Irish quarterback was making his first career start, including four coming in a season opener. Those openers were won by Rick Mirer (No. 1 Notre Dame def. No. 4 Michigan 28-24 in '90), Kevin McDougal (No. 7 Notre Dame def. Northwestern 27-12 in '93), Powlus (No. 3 Notre Dame def. Northwestern 42-12 in '95) and Jarious Jackson (No. 22 Notre Dame def. No. 5 Michigan 36-20 in '98).
- Notre Dame's nine-game, first-start streak ended in the 10-0 loss at USC on Nov. 28, 1998, when Eric Chappell started in place of the injured starter Jackson (then-freshman Arnaz Battle also played a large chunk of that game).

- Following the 1998 meeting with USC, the Irish won three consecutive games under first-time signal callers. In fact, all three came during the same season, 2000, and occurred over the year's first five contests. Battle (Notre Dame def. No. 24 Texas A&M, 24-10), Gary Godsey (Notre Dame def. Purdue, 23-21) and Matt LoVecchio (No. 25 Notre Dame def. Stanford, 20-14).
- The Irish then dropped four straight contests with a first-time starting quarterback under center.
- Notre Dame used a trio of first-time signal callers in 2007, including one in each of the first two games of the season. Demetrius Jones (Georgia Tech def. Notre Dame, 33-3), Jimmy Clausen (No. 14 Penn State def. Notre Dame, 31-10) and Evan Sharpley (No. 13 USC def. Notre Dame, 38-0) all failed to walk away with a victory.
- Dayne Crist snapped that five-game skid with a victorious debut against Purdue on Sept. 4, 2010.

LAST 26 NOTRE DAME QUARTERBACK STARTING DEBUTS

| Name, Cl. | Date | Opp. | Score | C-A-I | Yds | TD | Rush-Yds | TD |
|----------------------|----------|-------------------|----------|---------|-----|----|----------|----|
| Terry Andrysiak, So. | 11/9/85 | Mississippi | W, 37-14 | 4-8-0 | 60 | 1 | 2-(-7) | 0 |
| Tony Rice, So. | 10/17/87 | at Air Force | W, 35-14 | 1-5-1 | 10 | 0 | 9-70 | 2 |
| Kent Graham, Fr. | 11/7/87 | Boston College | W, 32-25 | 6-8-1 | 11 | 0 | 3-7 | 0 |
| Rick Mirer, So. | 9/15/90 | Michigan | W, 28-24 | 14-23-1 | 165 | 1 | 10-12 | 1 |
| Paul Failla, Fr. | 9/28/91 | at Purdue | W, 45-20 | 1-1-0 | 10 | 0 | 2-11 | 0 |
| Kevin McDougal, Sr. | 9/4/93 | Northwestern | W, 27-12 | 6-8-0 | 135 | 0 | 5-(-16) | 0 |
| Ron Powlus, So. | 9/3/94 | Northwestern* | W, 42-15 | 18-24-0 | 291 | 4 | 2-6 | 0 |
| Tom Krug, Jr. | 11/18/95 | at Air Force | W, 44-14 | 8-13-1 | 96 | 0 | 3-13 | 0 |
| Jarious Jackson, Sr. | 9/5/98 | Michigan | W, 36-20 | 4-10-1 | 96 | 2 | 16-62 | 0 |
| Eric Chappell, Jr. | 11/28/98 | at USC | L, 0-10 | 0-3-2 | 0 | 0 | 7-33 | 0 |
| Arnaz Battle, Jr. | 9/2/00 | Texas A&M | W, 24-10 | 10-16-0 | 133 | 0 | 12-50 | 0 |
| Gary Godsey, So. | 9/16/00 | Purdue | W, 23-21 | 14-25-1 | 158 | 0 | 7-3 | 1 |
| Matt LoVecchio, Fr. | 10/7/00 | Stanford | W, 20-14 | 10-18-0 | 100 | 2 | 13-36 | 1 |
| Carlyle Holiday, So. | 9/29/01 | at Texas A&M | L, 3-24 | 6-13-2 | 73 | 0 | 12-23 | 0 |
| Pat Dillingham, So. | 10/5/02 | Stanford | W, 31-7 | 14-27-1 | 129 | 0 | 2-(-20) | 0 |
| Brady Quinn, Fr. | 9/27/03 | at Purdue | L, 10-23 | 29-59-4 | 297 | 1 | 8-25 | 0 |
| Demetrius Jones, So. | 9/1/07 | Georgia Tech | L, 3-33 | 1-3-0 | 4 | 0 | 12-28 | 0 |
| Jimmy Clausen, Fr. | 9/8/07 | at Penn State | L, 10-31 | 17-32-1 | 144 | 0 | 10-(-25) | 0 |
| Evan Sharpley, So. | 10/20/07 | USC | L, 0-38 | 17-33-1 | 117 | 0 | 8-(-31) | 0 |
| Dayne Crist, Jr. | 9/4/10 | Purdue | W, 23-12 | 19-26-0 | 205 | 1 | 9-6 | 0 |
| Tommy Rees, Fr. | 11/13/10 | Utah | W, 28-3 | 13-20-0 | 129 | 3 | 2-(-7) | 0 |
| Everett Golson, Fr. | 9/1/12 | Navy# | W, 50-10 | 12-18-1 | 144 | 1 | 1-(-8) | 0 |
| Malik Zaire, So. | 12/30/14 | LSU& | W, 31-28 | 12-15-0 | 96 | 1 | 22-96 | 1 |
| DeShone Kizer, So. | 9/19/15 | Georgia Tech | W, 30-22 | 21-30-1 | 242 | 1 | 5-6 | 0 |
| Brandon Wimbush, Jr. | 9/2/17 | Temple | W, 49-16 | 17-30-1 | 184 | 2 | 12-106 | 1 |
| Ian Book, So. | 10/7/17 | at North Carolina | W, 33-10 | 17-31-2 | 146 | 1 | 12-48 | 0 |

* - Soldier Field, Chicago, Illinois
- Aviva Stadium, Dublin, Ireland
& - Music City Bowl, Nashville, Tennessee

SPARTAN SHUTDOWN

- In Notre Dame's 38-18 victory to claim the Megaphone Trophy versus Michigan State last week, the Irish stepped-up in a rivalry game.
- Notre Dame put up 28 points in the first half, marking the most first-half by the Irish in the series with the Spartans since 1992.
- With a 21-point halftime lead, it was the largest deficit at intermission for Michigan State since the Capital One Bowl on Jan. 1, 2011, when the Spartans trailed Alabama 28-0 at the break.
- Notre Dame scored on the opening drive and followed with a pick six on Michigan State's first drive, en route to never trailing. It marked the first time Michigan State never had a lead in a game since Sept. 15, 2012, when Notre Dame took a 20-3 decision at Spartan Stadium.
- Coupled with Notre Dame's 49-20 win at Boston College the previous week, it marked the first time since 1983 the Irish scored wins by at least 20 points on the road in consecutive weeks. That year, Gerry Faust's teams won 27-3 at Colorado and 30-6 at South Carolina.
- In the game, the Irish ran for 182 yards, the second-most allowed on the ground by a Spartan defense which ranks seventh nationally in rushing defense.
- Notre Dame has now won five of its last seven games in East Lansing, Michigan.

CRAWFORD MAKING THE MOST

Notre Dame junior CB Shaun Crawford returned with a vengeance in his first six games of the season. He missed his entire freshman season (2015) with a torn ACL and then suffered a torn Achilles in the first quarter of the second game of his sophomore season (2016). In that limited time he:

- Returned a blocked PAT for a two-point conversion to tie Texas, 37-37, with just over three minutes remaining
- Three interceptions
- Two fumble recoveries
- A forced fumble at the goal line to negate a certain touchdown
- Four passes defended
- 1.5 sacks and 20 total tackles

RUNNING DOWN RECORDS

- Notre Dame ran for over 400 yards in two of the season's first three games. Prior to this year, that number had been reached once previously in the Brian Kelly era.
- At Boston College, the Irish went for 515 on the ground. It was the third-most since Notre Dame ran for 597 against Navy on Nov. 1, 1969, while also trailing a 545-yard day against Army in 1974 and a 526-yard performance against Navy in 1972.
- The 515 on 51 carries was good for an average of 10.1 yards per rush, setting a modern-day record. The previous top mark was 10.0 yards per rush against Great Lakes Naval Station on Dec. 5, 1942.
- The BC game was the first time in school history the Irish had a pair of runners eclipse 200 yards on the ground in the same game. RB Josh Adams went for 229 yards on 18 carries, while QB Brandon Wimbush picked-up 207 yards and ran for four scores.
- They were the first players to eclipse 200 yards since Julius Jones ran for 218 at Stanford in 2003.
- Adams led the charge against Temple in the opener, as three Notre Dame players eclipsed 100 yards on the ground for what is believed to be the first time in school history (confirmed since at least 1954). Adams led the charge with 161 yards, followed by Dexter Williams at 124 and Wimbush at 106. As a team, the Irish totaled 422 yards
- Against Miami (Ohio), Adams set a personal best by eclipsing 100 yards on just his fifth carry of the day. He finished with 162 yards on eight carries with two TDs against the RedHawks.

DOUBLE DOMERS

- The duo of RB Josh Adams and QB Brandon Wimbush each breaking 200 yards rushing at Boston College was not only the first time the feat had been accomplished in school history, it was just the seventh time in FBS history and only the fourth time the feat had been accomplished against a major program (ND+Power Five).
- It marked the first time the feat had been accomplished against a major program since the 2012 Big Ten Championship Game, when Melvin Gordon and Montee Ball both eclipsed 200 against Nebraska.
- It last happened in college football last season, when Middle Tennessee had I'Tavius Mathers and Richie James break the mark against Florida Atlantic.

TWO 200-YARD RUSHERS IN THE SAME GAME

| Team | Players | Yards | Opponent | Date |
|----------------|----------------------------------|------------|---|----------------|
| Notre Dame | Josh Adams Brandon Wimbush | 234 207 | Boston College | Sept. 16, 2017 |
| MTSU | I'Tavius Mathers Richie James | 213 207 | Florida Atlantic | Nov. 26, 2016 |
| Wisconsin | Melvin Gordon Montee Ball | 216 202 | Nebraska <small>(BIG Champ Game)</small> | Dec. 1, 2012 |
| Ball State | MiQuale Lewis Cory Sykes | 301 203 | Eastern Michigan | Oct. 24, 2009 |
| West Virginia | Patrick White Steve Slaton | 220 215 | Pittsburgh | Nov. 16, 2006 |
| Michigan State | Sedrick Irvin Marc Renaud | 238 203 | Penn State | Nov. 29, 1997 |
| Tulsa | Gordon Brown Steve Gage | 214 207 | Wichita State | Nov. 2, 1985 |

YOON HITS FOR FOUR

- K Justin Yoon made all four of his field goal attempts against No. 15 Georgia, connecting from 39, 42, 37 and 28 yards.
- It was the career-best performance by Yoon, who is a career 37-for-47 on field goals and 143-for-147 on PATs.
- It was the first time an Irish kicker connected for four field goals in a game since 2008 when Brandon Walker hit four in a four-overtime loss to Pittsburgh. Walker was 4-for-5, making his first four kicks before missing a 38-yarder in the fourth extra frame.

IRISH OPEN 2017 WITH QUICK STRIKE

- The Irish recorded their quickest offensive touchdown to open the season since at least 1963 (when records consistently show times of scores).
- Josh Adams broke a 37-yard run to the end zone just 33 seconds into the opener against Temple.
- It marked the quickest points of any kind by Notre Dame to open a season since 1993 when Pete Bercich returned an interception for a touchdown on the first play from scrimmage against Northwestern. That score occurred in just eight seconds.

WIMBUSH WINS BY LAND AND AIR

- In passing for 184 yards and rushing for 114 in the season opener, Irish QB Brandon Wimbush proved his potential as a dual threat quarterback.
- Wimbush is believed to be the first Irish QB since at least 1942 to break 100 yards in both passing and rushing in his first career start.
- He is just the sixth different Notre Dame quarterback to hit the century mark in both categories.
- Paul Hornung, Joe Theismann and Tony Rice were the first three to accomplish the feat, while Jarious Jackson and DeShone Kizer each hit the mark twice.
- Kizer's first such performance also came against Temple in 2015.
- Wimbush scored Notre Dame's only TD in the one-point loss to No. 15 Georgia on a one-yard run.

COIN TOSS CAPTAINS

Head coach Brian Kelly has named seven team captains for the 2017 campaign, but NCAA rules limit teams to sending four student-athletes to the middle of the field for the coin toss.

The captains include:

- RB Josh Adams
- LB Greer Martini
- OL Mike McGlinchey
- LB Nyles Morgan
- OL Quenton Nelson
- LB Drue Tranquill
- WR Austin Webster

The Irish are 7-4 on the toss this season. Regardless of the result of the toss, Notre Dame has received the opening kickoff in every game except Boston College.

NOTRE DAME'S COIN TOSS CAPTAINS

| Game | Captains | W/L Toss | Election |
|----------------|--|----------|---------------|
| Temple | Martini, McGlinchey, Morgan | Won | Received |
| Georgia | Adams, Nelson, Tranquill | Loss | UGA Deferred |
| Boston College | Martini, Morgan, Tranquill | Won | Deferred |
| Michigan State | Adams, McGlinchey, Nelson, Webster | Loss | MSU Deferred |
| Miami (Ohio) | Martini, Morgan, Nelson, Webster | Won | Received |
| North Carolina | Adams, Martini, McGlinchey, Tranquill | Won | Received |
| USC | McGlinchey, Morgan | Won | Received |
| NC State | Adams, Martini | Loss | NCST Deferred |
| Wake Forest | McGlinchey, Adams | Won | Received |
| Miami (Fla.) | Adams, Tranquill | Loss | UM Deferred |
| Navy | Martini, McGlinchey, Morgan | Won | Received |
| Stanford | McGlinchey, Nelson, Tranquill, Webster | Loss | STAN Deferred |

SIZE IT UP

Prior to the Temple game, Notre Dame Stadium's capacity was officially announced as 77,622. This becomes the sixth official capacity in Stadium history.

PAST NOTRE DAME STADIUM CAPACITIES

| | | | |
|---------|--------|------|--------|
| 1930-96 | 59,075 | 1997 | 80,225 |
| 1998-99 | 80,012 | 2000 | 80,232 |
| 2001-16 | 80,795 | | |

POSITIONAL BREAKDOWN

QUARTERBACKS

- Brandon Wimbrush has emerged as one of the most successful rushing quarterbacks in the nation. His 14 rushing TDs this season rank 15th in the country as well as being a school record for rushing TDs in a season by a QB. Against BC he became the first Irish QB in modern history to rush for over 200 yards and score four rushing TDs.
- Ian Book is the backup for Wimbrush. The sophomore saw limited action before making his first career start at North Carolina in place of an injured Wimbrush. Book became the sixth straight Notre Dame QB to win his starting debut by going 17-for-31 for 146 yards and a TD while also rushing for 45 yards. He briefly spelled an injured Wimbrush against Wake Forest, going 8-for-8 for 50 yards and a TD.

RUNNING BACKS

- Josh Adams leads a dominant Irish rushing game with 1,386 yards on the year. He's 16th nationally with 115.5 yards per game and leads the nation in yards per carry after contact (5.20 yards per game). Against BC, he became the 17th back in school history to reach 2,000 career yards and now stands fifth on the Notre Dame career rushing list at 3,154 yards.
- Dexter Williams, Tony Jones Jr. and Deon McIntosh provide depth at the position. The trio has combined for 938 yards and 12 TDs on the year.
- The Irish rushing attack ranks seventh nationally at 279.08 yards per game. Only two non-option teams in FBS average more rushing yards per game -- Florida Atlantic and Arizona.

WIDE RECEIVERS

- Equanimeous St. Brown leads the Irish receiving corps with 31 catches for 468 yards. His four TD catches rank second on the team.
- Chase Claypool is second in both catches (29) and yards (402), while grabbing a pair of TD receptions, but will miss the Citrus Bowl with a shoulder injury.
- Miles Boykin provides depth at the position, having nine catches for 151 yards and a TD.
- Cam Smith, who has only played in five games while battling injuries, is the only other Irish receiver with a TD reception. He is expected to be in full health for the Citrus Bowl.
- C.J. Sanders and Michael Young provide the next layer of depth.

TIGHT ENDS

- Notre Dame maintains its legacy as Tight End U with five tight ends who have seen action this season.
- Durham Smythe has started every game this season. He's made 13 catches for 234 yards and a TD.
- Senior Nic Weishar has two TDs among seven catches for 39 yards.
- The Irish welcomed in arguably the best tight end class in the country and both true freshmen have seen action. Brock Wright entered as the No. 1 tight end according to ESPN and Rivals, while Cole Kmet was ranked No. 3 by both groups. Kmet has two catches, while Wright has played in every game, occasionally lining up at fullback and Kmet seeing heavy action on special teams. Wright will miss the Citrus Bowl due to a shoulder injury.

OFFENSIVE LINE

- With four returning starters, Notre Dame's offensive line has paved the way for the Irish to go for over 300 rushing yards in seven games and rank third in the nation in rushing yards per game among non-option attacks.
- Led by preseason All-Americans Mike McGlinchey (tackle) and Quenton Nelson (guard) on the left side, the group also returns center Sam Mustipher and Alex Bars, who has moved from right tackle to right guard. Tommy Kraemer and Robert Hainsey have split time at right tackle.
- Under the tutelage offensive line coach Harry Hiestand, the group has helped the Irish to a rank of seventh nationally in rushing offense (279.08 per game), while they have been especially adept at helping the offense convert on red zone opportunities. The Irish are 41-for-45 in the red zone this season, and 24 of those trips have ended in rushing TDs.

- The Irish rank third in FBS in yards per carry (6.37), 12th in rushing TDs (35) and eighth in total rushing yards (3,349).
- Notre Dame has rushed for at least 300 yards in seven of 12 games
- Irish have rushed for at least 400 yards in two games
- With 515 rushing yards at Boston College -- third-most by any Irish team in a game since 1969 when they ran for a modern school-record 597 yards against Navy
- Irish rushed for 10.1 yards per carry against the Eagles -- breaking the modern Notre Dame record (10.0) set against Great Lakes in 1942
- Irish are among the top three nationally in runs of at least 20 yards (third/39), 30 yards (second/26), 40 yards (second/15), 50 yards (third/11), and 70 yards (second/four), while they are tied for the national lead in runs of at least 60 yards (nine).
- Irish ran for 318 yards, including 182 in the second half, against NC State, which entered the contest as the No. 6-ranked rushing defense in FBS allowing just 91.3 yards/game
- Notre Dame's total almost tripled the previous high by a Wolfpack opponent (133)
- Blocked for six different Irish players to have a run that gained at least 35 yards
- Irish have registered 20 carries that have netted a minimum of 35 yards
- Four different Notre Dame players have rushed for at least 100 yards
- Irish have recorded 13 separate 100-yard rushing games

DEFENSIVE LINE

- Under the tutelage of assistant head coach Mike Elston, the defensive line has thrived in defensive coordinator Mike Elko's system. Jerry Tillery, Jay Hayes, Jonathan Bonner and Daelin Hayes have been the starters, while Andrew Trumbetti, Julian Okwara, Khalid Kareem, Myron Tagovailoa-Amosa and Kurt Hinish see heavy action, as well.
- Against College Football Playoff qualifier Georgia, the group totaled three TFLs and a sack while holding the Bulldogs to two or fewer yards rushing on 21 of their 43 rushing attempts.
- The group stepped-up against then-No. 11 Southern Cal, as well, with Khalid Kareem recording two sacks and Jay and Daelin Hayes each getting one sack, while holding USC to its second-lowest rushing total of the season (78 yards).
- In addition, they held a Navy option attack which was averaging 369.8 yards per game to 277 yards and 3.8 yards per carry.
- On the year, the line has 15.0 sacks, a forced fumble, two fumble recoveries and an interception.

LINEBACKERS

- The Irish linebackers also have seen a new level of play under position coach Clark Lea and defensive coordinator Mike Elko.
- Greer Martini (buck), Nyles Morgan (mike) and Drew Tranquill (rover) have been the primary starters, while Te'Von Coney has seen a large share of playing time, as well.
- Those four are the team leaders in tackles, as Coney leads the way with 99, followed by Morgan at 83, Tranquill at 74 and Martini at 70.
- In addition, Coney has three sacks, 13.0 TFLs, a forced fumble and fumble recovery, while Tranquill has 8.5 TFLs, an interception, three fumble recoveries, three PBUs and a forced fumble.
- Martini, Notre Dame's go-to defender against the option, had a career-high 15 tackles against Navy, earning the game ball.

SECONDARY

- Julian Love and Nick Watkins have been primary starters at cornerback. Love, a 247 Freshman All-American in 2016, has three interceptions (two returned for a TD), 62 tackles and a single-season school-record 17 pass break-ups, while Watkins has 27 tackles to go along with seven break-ups.
- Shaun Crawford has provided depth at corner and had a breakout performance at BC. He had two interceptions and a fumble recovery in the win over the Eagles, while also registering two tackles and a pass break-up. Crawford followed with a forced fumble and fumble recovery at Michigan State.
- At safety, it's been Nick Coleman and Jalen Elliot as primary starters, with Troy Pride seeing action, as well. Coleman has made 42 tackles with three PBUs, while Elliott has contributed 38 tackles and a PBU. Pride has 22 tackles and had a big late-game interception against Navy.

SPECIAL TEAMS

- On special teams, the Irish return veterans at kicker, punter and holder, while breaking in a new long snapper.
- Justin Yoon has been the kicker since stepping on campus. He had his first four-for-four FG performance against Georgia this season and owns a career long of 52 yards. He is a perfect 54-for-54 on PATs this season and 12-for-16 on field goals. Freshman Jonathan Doerer has occasionally handled kickoff duties.
- Tyler Newsome is in his third year as the Irish punter. He ranks 30th nationally in punting with an average kick of 43.47 yards.
- Senior QB Montgomery VanGorder continues as the team's holder and was a finalist for the Mortell Holder of the Year Award.
- The Irish welcome a new long snapper to the mix this season, as John Shannon has made his debut at the position after not playing as a freshman.

FRESH LOOK FOR STAFF

- The Dick Corbett Head Football Coach Brian Kelly welcomes six new staff members to the fold in 2017.
- The group includes new coordinators for all three phases (OC Chip Long, DC Mike Elko and ST Brian Polian), with new position group coaches for the wide receivers (Del Alexander), quarterbacks (Tom Rees) and linebackers (Clark Lea).
- As part of the staff changes, Mike Elston has shifted to coaching the defensive line while also being promoted to assistant head coach.
- Polian has taken over the role of recruiting coordinator in addition to his special teams responsibilities.
- Holdovers on Kelly's staff include Elston, running backs coach Autry Denson, offensive line coach Harry Hiestand and the Pat and Jana Eilers Family Defensive Backs Coach, Todd Lyght.
- With the addition of Rees, Kelly's staff now includes three former Notre Dame football players, as he joins Denson and Lyght.
- Read on for some notes on the new assistant coaches, while full bios on all staff members can be found in the Notre Dame Football Media Guide from pages 16-35.

| Coach | Position | Notes |
|--------------|--|---|
| Clark Lea | Linebackers | <ul style="list-style-type: none"> • Coached All-American Akeem Ayers at UCLA • Mentored Marquel Lee at Wake Forest, the only FBS linebacker with at least 100 tackles, 20 TFLs and 7.5 sacks last season |
| Chip Long | Offensive Coordinator | <ul style="list-style-type: none"> • Had Memphis ranked among the FBS top-20 in passing offense, scoring offense, completion percentage, passing efficiency and first downs gained last year • As TE coach and recruiting coordinator at Arizona State in 2013 and 2014, helped Sun Devils post consecutive 10-win seasons while averaging 37.0 points per game. |
| Brian Polian | Special Teams Coordinator & Recruiting Coordinator | <ul style="list-style-type: none"> • Second stint at Notre Dame (2005-09) • Head coach at Nevada (2013-16) • Led Wolfpack to consecutive bowl games in 2014 & 2015, including school's fifth bowl win in 2015 • Helped 2008 Irish lead nation in kick return defense |
| Tom Rees | Quarterbacks | <ul style="list-style-type: none"> • Played QB at Notre Dame from 2010-13 • Posted a 23-8 record as a starting QB for Irish • Second all-time at Notre Dame in touchdown passes, third all-time in yards • Spent 2016 as an offensive assistant with the San Diego Chargers, helping Phillip Rivers rank fourth in the NFL in passing yards and third in touchdowns |

BIGGER THAN BRICK

Notre Dame Stadium enters a new era in 2017 with renovations and the additions of Corbett Family Hall, O'Neill Hall and Duncan Student Center.

STADIUM UPGRADES

- Renovated home and visitor locker room space and Schivarelli Lounge
- New video board boasting the highest resolution at any NCAA outdoor venue
- Upgraded concessions and restrooms
- 1930's art deco look to main concourse
- Addition 150 television monitors on the concourse
- Improved wifi and cell service

CORBETT FAMILY HALL

- Martin Media Center & Notre Dame Studios
- Departments of Anthropology and Psychology
- Downes Club hospitality space
- Press box and radio broadcast locations

DUNCAN STUDENT CENTER

- Restaurants, including Hagerty Family Cafe, Midfield Commons and Innovation Lounge
- Grojean Family Loft, student media center and climbing wall
- Smith Center for RecSports
- 1842 Club
- Dahnke Ballroom & Rasmus Family Club
- New NBC Sports broadcast position, game management locations and coaches booths

O'NEILL HALL

- LaBar Family Recital & Performance Halls
- Michuda Family Rehearsal Hall & music library
- Music department offices and practice rooms
- South Club hospitality space

For a full look at the upgrades in and around Notre Dame Stadium, visit: und.com/biggerthanbrick.

| Coach | Position | Notes |
|---------------|-----------------------|--|
| Del Alexander | Wide Receivers | <ul style="list-style-type: none"> • Helped Arizona State passing game average 299.1 yds/ game in 2015 • Contributed to school-record 3,280 passing yards at Wisconsin in 2011 |
| Mike Elko | Defensive Coordinator | <ul style="list-style-type: none"> • One of two DCs in the nation to rank in the top-40 of total defense in FBS each of the last five years • In 2017, Wake was one of just four schools in FBS among the top-20 in turnovers forced, sacks and scoring defense, with the other three (Alabama, Clemson & Washington) all making the College Football Playoff. |



FOLLOWING THE IRISH

- Fans can follow Notre Dame football via multiple outlets and around the world.
- NBC Sports has been the exclusive home to Notre Dame football since 1991. All seven home games in 2017 can be seen on NBC or NBCSN, as well as on the NBC Sports Live Extra App.
- Irish football games are available internationally via NBC Sports Gold. For \$49.99, fans in 13 countries (Austria, Canada, Denmark, Germany, Ireland, Italy, Japan, Luxembourg, Netherlands, Spain, Sweden, Switzerland and the United Kingdom) can purchase access to all seven home games at NBCSportsGold.com.
- Weekly replays and Inside Notre Dame Football with Brian Kelly are available nationwide.

| Market | Station | Replay | INDFB |
|------------------------------------|---------------------------|--------|-------|
| NY/NJ/PA/CT | SNY | Yes | Yes |
| Chicago/IL/IN/IA/WI | NBC Sports Chicago | Yes | Yes |
| Florida | Sun Sports | | Yes |
| Washington, D.C./NC/PA/MD/DE/VA/WV | NBC Sports Washington | Yes | Yes |
| Saint Louis/IL/IN/MO/NE/KA/IA | FOX Sports Midwest | | Yes |
| Houston/TX/LA/AR/NM | Root Sports Southwest | Yes | Yes |
| Boston/Providence/New England | NESN | Yes | Yes |
| San Francisco/Bay Area | NBC Sports California | Yes | Yes |
| Philadelphia | NBC Sports Philadelphia | Yes | Yes |
| Philadelphia/Harrisburg/Pittsburgh | The Comcast Network | Yes | Yes |
| Detroit/MI/NW Ohio/No. Indiana | FOX Sports Detroit | | Yes |
| Oregon | NBC Sports Northwest | Yes | Yes |
| Colorado | Comcast Entertainment TV | Yes | |
| New Orleans/LA/TX/GA/MS/VA/AR/FL | Cox Sports TV New Orleans | Yes | Yes |
| Denver | KETD-TV 53.2 Digital | Yes | Yes |
| Cleveland | SportsTime Ohio | | Yes |
| Pittsburgh/PA/WV/NY/MD/OH | Root Sports Pitt | | Yes |
| Indianapolis | WHMB-TV 40 | Yes | Yes |
| Indianapolis | Xfinity Channel 81 | | Yes |
| Las Vegas | KEEN-TV 17 | Yes | Yes |
| New Orleans | WHNO-TV 20 | Yes | Yes |
| Wilkes Barre/Scranton | WQMY-TV MyTV | Yes | Yes |
| Tulsa | KWHB-TV 47 | Yes | Yes |
| Wichita-Hutchinson | KGPT 49 & KSMI T 41 | Yes | Yes |
| Honolulu | KWHW-TV 14 | Yes | Yes |
| Toledo | WMNT-TV | Yes | Yes |
| Toledo | Buckeye SportsNetwork | Yes | |
| Huntsville | WYAM TV51 | Yes | Yes |
| Madison, Wisconsin | CW57 Sports | Yes | Yes |
| Colorado Springs-Pueblo | KWHS-TV 51 | Yes | Yes |
| South Bend | WNDU-TV 16 | | Yes |
| South Bend | CW25 | Yes | |
| Jasper, Indiana | WJTS TV27 | Yes | Yes |
| Binghamton, NY | WBPN TV My 8 | Yes | Yes |
| Clarksburg/Mannington, WV | TKMI Broadcasting | | Yes |
| St. Croix, U.S. Virgin Islands | WCVI-TV 23 | Yes | |
| METV | 25 Middle East Countries | Yes | |
| Family Entertainment Television | United States | Yes | |
| On Demand from Xfinity | | | Yes |
| UND.com | | | Yes |

BOWLING IRISH

- Notre Dame is playing in its 36th bowl game in the Citrus Bowl, with an all-time record of 17-18.
- The Irish are playing a Southeastern Conference opponent for the ninth time in a bowl game, with a 4-4 record against SEC foes.
- The first bowl trip for Notre Dame came at the conclusion of the 1924 season, when Knute Rockne took his 9-0 Irish, led by the Four Horsemen, to the Rose Bowl and defeated Stanford, 27-10. The victory captured the school's first consensus national title.
- The University then declined to participate in bowl games until after the 1969 season. During that span, the Irish captured seven additional consensus national championships.
- Under Ara Parseghian, Notre Dame returned to postseason play on New Year's Day 1970, falling to No. 1 Texas, 21-17, in the Cotton Bowl to cap the 1969 season with an 8-2-1 record. The Irish returned to the Cotton Bowl the next season, downing the top-ranked Longhorns, 24-11, to finish 10-1.
- Parseghian led his teams to three more bowl games, falling in the Orange Bowl after the 1972 campaign before capturing the 1973 national title with a 24-23 win over Alabama in the Sugar Bowl. Parseghian's final game as a head coach was a 13-11 win over the Crimson Tide in the Orange Bowl to cap the 1974 season at 10-2.
- Dan Devine took his teams to four New Year's Day games, going 3-1 in bowls. His 1977 team captured the national championship after the fifth-ranked Irish rolled No. 1 Texas, 38-10, in the Cotton Bowl to finish 11-1.
- Gerry Faust's teams split a pair of bowl appearances, defeating Boston College, 19-18, in Notre Dame's only visit to the Liberty Bowl after the 1983 season, while falling to SMU in the Aloha Bowl a year later.
- Lou Holtz took the Irish to nine consecutive January bowl games. The only years Holtz did not have Notre Dame in a bowl game were his first and final seasons. His team went 8-3 in 1996, but with Holtz's retirement already announced, the Irish elected to stay home.
- Holtz posted a 5-4 record in bowl games at Notre Dame, with the Irish playing in three Cotton Bowls, three Orange Bowls and two Fiesta Bowls. His 1988 team secured a 12-0 record and the national title in the Fiesta Bowl, downing West Virginia, 34-21.
- Holtz also saw his teams earn bowl victories over Florida (Sugar) after the 1991 season before back-to-back wins over Texas A&M in the Cotton Bowl after the 1992 and '93 campaigns.
- Bob Davie took the Irish to three bowl games in five years, while Tyrone Willingham followed with a pair of games in two seasons. Charlie Weis led Notre Dame to three bowls, including a pair of BCS appearances in the Fiesta and Sugar. His 2008 team won the Hawai'i Bowl, the school's first bowl victory since the Cotton Bowl on New Year's Day 1994.
- Brian Kelly has taken the Irish to a bowl game in seven of his eight seasons, including the BCS National Championship in 2012 and the Fiesta Bowl in 2015. Kelly's teams have split their six bowl games entering the Citrus Bowl.
- Prior to a loss to Ohio State in the Fiesta Bowl, Notre Dame's most recent bowl win came against LSU in the Music City Bowl at the end of the 2014 season. The Irish took a 31-28 decision at Nashville's LP Field when Kyle Brindza drilled a 32-yard field goal as time expired.
- This is Notre Dame's first appearance in the Citrus Bowl, with it marking Notre Dame's 11th bowl contest in the state of Florida (five Orange Bowls, three Gator Bowls, one Champs Sports Bowl and the 2012 BCS National Championship).
- Notre Dame secured the Citrus Bowl invitation through its scheduling agreement with the Atlantic Coast Conference. The Irish play five games per season against ACC foes and are part of the league's selection process for bowl games outside the College Football Playoff and New Year's Six.

- The Irish consistently set attendance and viewership records at bowl games. Attendance records were set when the Irish appeared in the BCS National Championship Game (80,120 at SunLife Stadium in 2012), Sugar Bowl (85,161 in 1973), Champs Sports Bowl (68,305 in 2011), Sun Bowl (54,021 in 2010), Hawai'i Bowl (43,487 in 2008), Insight Bowl (45,971 in 2004), Independence Bowl (50,459 in 1997) and Pinstripe Bowl (47,122 in 2013). Notre Dame set television ratings records at the Sugar Bowl (28.8 in 1973 on NBC), Hawai'i Bowl (3.7 in 2008 on ESPN), Independence Bowl (4.5 in 1997 on ESPN) and Pinstripe Bowl (3.2 in 2013 on ESPN).

BOWL GAME RESULTS (17-18)

| Season | Bowl | Date | Opponent | W/L/T | Score |
|--------|----------------|---------------|----------------|-------|-------|
| 1924 | Rose | Jan. 1, 1925 | Stanford | W | 27-10 |
| 1969 | Cotton | Jan. 1, 1970 | Texas | L | 17-21 |
| 1970 | Cotton | Jan. 1, 1971 | Texas | W | 24-11 |
| 1972 | Orange | Jan. 1, 1973 | Nebraska | L | 6-40 |
| 1973 | Sugar | Dec. 31, 1973 | Alabama | W | 24-23 |
| 1974 | Orange | Jan. 1, 1975 | Alabama | W | 13-11 |
| 1976 | Gator | Dec. 27, 1976 | Penn State | W | 20-9 |
| 1977 | Cotton | Jan. 2, 1978 | Texas | W | 38-10 |
| 1978 | Cotton | Jan. 1, 1979 | Houston | W | 35-34 |
| 1980 | Sugar | Jan. 1, 1981 | Georgia | L | 10-17 |
| 1983 | Liberty | Dec. 29, 1983 | Boston College | W | 19-18 |
| 1984 | Aloha | Dec. 29, 1984 | SMU | L | 20-27 |
| 1987 | Cotton | Jan. 1, 1988 | Texas A&M | L | 10-35 |
| 1988 | Fiesta | Jan. 2, 1989 | West Virginia | W | 34-21 |
| 1989 | Orange | Jan. 1, 1990 | Colorado | W | 21-6 |
| 1990 | Orange | Jan. 1, 1991 | Colorado | L | 9-10 |
| 1991 | Sugar | Jan. 1, 1992 | Florida | W | 39-28 |
| 1992 | Cotton | Jan. 1, 1993 | Texas A&M | W | 28-3 |
| 1993 | Cotton | Jan. 1, 1994 | Texas A&M | W | 24-21 |
| 1994 | Fiesta | Jan. 2, 1995 | Colorado | L | 24-41 |
| 1995 | Orange | Jan. 1, 1996 | Florida State | L | 26-31 |
| 1997 | Independence | Dec. 28, 1997 | LSU | L | 9-27 |
| 1998 | Gator | Jan. 1, 1999 | Georgia Tech | L | 28-35 |
| 2000 | Fiesta | Jan. 1, 2001 | Oregon State | L | 9-41 |
| 2002 | Gator | Jan. 1, 2003 | NC State | L | 6-28 |
| 2004 | Insight | Dec. 28, 2004 | Oregon State | L | 21-38 |
| 2005 | Fiesta | Jan. 2, 2006 | Ohio State | L | 20-34 |
| 2006 | Sugar | Jan. 3, 2007 | LSU | L | 14-41 |
| 2008 | Hawai'i | Dec. 24, 2008 | Hawai'i | W | 49-21 |
| 2010 | Sun | Dec. 31, 2010 | Miami (Fla.) | W | 33-17 |
| 2011 | Champs Sports | Dec. 29, 2011 | Florida State | L | 14-18 |
| 2012 | BCS Title Game | Jan. 7, 2013 | Alabama | L | 14-42 |
| 2013 | Pinstripe | Dec. 28, 2013 | Rutgers | W | 29-16 |
| 2014 | Music City | Dec. 30, 2014 | LSU | W | 31-28 |
| 2015 | Fiesta | Jan. 1, 2016 | Ohio State | L | 28-44 |

| NOTRE DAME INDIVIDUAL GAME RECORDS | | | | | |
|------------------------------------|-------------------|---|--|--|---|
| Category | Number | Player | Opponent | Year | Bowl |
| Rushing Attempts | 28 (111 yds) | Allen Pinkett | Boston Coll. | 1983 | Liberty |
| Rushing Yards | 150 (16 att) | Jerome Bettis | Florida | 1992 | Sugar |
| Rushing Yards/Att. (min. 10) | 9.4 (150 on 16) | Jerome Bettis | Florida | 1992 | Sugar |
| Rushing Touchdowns | 3 | Jerome Bettis Autry Denson Darius Walker | Florida Georgia Tech Ohio State | 1992 1999 2006 | Sugar Gator Fiesta |
| Longest Rush | 50 yards | C.J. Prorise | LSU | 2014 | Music City |
| Pass Attempts | 47 (27 comp.) | Tommy Rees | Rutgers | 2013 | Pinstripe |
| Pass Completions | 29 (45 att.) | Brady Quinn | Ohio State | 2006 | Fiesta |
| Completion Pct. (min. 10) | .846 (22-for-26) | Jimmy Clausen | Hawai'i | 2008 | Hawai'i |
| Passing Yards | 401 (22-for-26) | Jimmy Clausen | Hawai'i | 2008 | Hawai'i |
| Yards Per Passing Attempt | 19.4 (11 for 213) | Tony Rice | West Va. | 1988 | Fiesta |
| Yards Per Completion | 30.4 (7 for 213) | Tony Rice | West Va. | 1988 | Fiesta |
| Passes Intercepted | 4 | Joe Montana | Houston | 1979 | Cotton |
| Touchdown Passes | 5 | Jimmy Clausen | Hawai'i | 2008 | Hawai'i |
| Pass Receptions | 10 (84 yards) | Arnaz Battle | NC State | 2003 | Gator |
| Receiving Yards | 177 | Golden Tate | Hawai'i | 2008 | Hawai'i |
| Touchdown Receptions | 3 | Golden Tate | Hawai'i | 2008 | Hawai'i |
| Longest Pass | 81 yards | DeShone Kizer to Will Fuller | Ohio State | 2016 | Fiesta |
| Total Offense Attempts | 55 (254 yds) | Brady Quinn | Ohio State | 2006 | Fiesta |
| Total Offense Yards | 395 (28 att) | Jimmy Clausen | Hawai'i | 2008 | Hawai'i |
| Points | 18 | Elmer Layden (3 TD) Vagas Ferguson (3 TD) Jerome Bettis (3 TD) Jerome Bettis (3 TD) Autry Denson (3 TD) Darius Walker (3 TD) Golden Tate (3 TD) | Stanford Texas Florida Texas A&M Georgia Tech Ohio State Hawai'i | 1925 1977 1992 1993 1999 2006 2008 | Rose Cotton Sugar Cotton Gator Fiesta Hawai'i |
| Touchdowns | 3 | Elmer Layden (3 TD) Vagas Ferguson (3 TD) Jerome Bettis (3 TD) Jerome Bettis (3 TD) Autry Denson (3 TD) Darius Walker (3 TD) Golden Tate (3 TD) | Stanford Texas Florida Texas A&M Georgia Tech Ohio State Hawai'i | 1925 1977 1992 1993 1999 2006 2008 | Rose Cotton Sugar Cotton Gator Fiesta Hawai'i |
| Kicking Points | 17 (5 FG, 2 PAT) | Kyle Brindza | Rutgers | 2013 | Pinstripe |
| Extra Points | 7 | Brandon Walker | Hawai'i | 2008 | Hawai'i |
| Field Goals | 5 | Kyle Brindza | Rutgers | 2013 | Pinstripe |
| Longest Field Goal | 51 | John Carney | SMU | 1984 | Aloha |
| Most Unassisted Tackles | 18 | Rod Smith | Florida | 1992 | Sugar |
| Most Assisted Tackles | 9 | Jay Case Zeke Motta | Houston Alabama | 1979 2012 | Cotton BCS Title |
| Most Total Tackles | 18 | Rod Smith | Florida | 1992 | Sugar |
| Interceptions | 3 | Harrison Smith | Miami | 2010 | Sun |
| Interception Yards | 148 (2 returns) | Elmer Layden | Stanford | 1925 | Rose |
| Longest INT Return | 78 | Elmer Layden | Stanford | 1925 | Rose |
| Punt Returns | 4 | Dave Waymer Joe Howard Raghib Ismail | Houston SMU Colorado | 1979 1984 1991 | Cotton Aloha Orange |
| Punt Return Yards | 68 | Raghib Ismail | Colorado | 1991 | Orange |
| Longest Punt Return | 41 | Michael Floyd | Florida State | 2011 | Champs Sports |
| Kickoff Returns | 6 (129 yards) | Tim Brown | Texas A&M | 1988 | Cotton |
| Kickoff Return Yards | 144 (5 returns) | Clint Johnson | Florida | 1992 | Sugar |
| Longest Kickoff Return | 96 yards (TD) | Armando Allen | Hawai'i | 2008 | Hawai'i |

| NOTRE DAME INDIVIDUAL GAME RECORDS | | | | | |
|---|------------------|--|---|------|--------|
| Category | Number | Player | Opponent | Year | Bowl |
| Punts | 8 (366 yards) | Jim Yoder | Texas | 1971 | Cotton |
| Punting Average | 48.5 | Elmer Layden | Stanford | 1925 | Rose |
| Longest Punt | 80 | Elmer Layden | Stanford | 1925 | Rose |
| NOTRE DAME INDIVIDUAL CAREER BOWL RECORDS | | | | | |
| Category | Number | Player | Bowls | | |
| Rushing Attempts | 57 (298 yds) | Autry Denson | 1996 Orange, 1997 Independence, 1999 Gator | | |
| Rushing Yards | 298 (57 att) | Autry Denson | 1996 Orange, 1997 Independence, 1999 Gator | | |
| Rushing Yds/Att (min 20) | 5.7 (38 for 218) | Darius Walker | 2006 Fiesta, 2007 Sugar | | |
| Rushing Touchdowns | 5 | Jerome Bettis | 1991 Orange, 1992 Sugar, 1993 Cotton | | |
| Pass Attempts | 109 (59 comp) | Brady Quinn | 2004 Insight, 2006 Fiesta, 2007 Sugar | | |
| Pass Completions | 59 (109 att) | Brady Quinn | 2004 Insight, 2006 Fiesta, 2007 Sugar | | |
| Completion Pct. | .846 (22-26) | Jimmy Clausen | 2008 Hawai'i | | |
| Passing Yards | 683 (58-103) | Tommy Rees | 2010 Sun, 2011 Champs Sports, 2013 Pinstripe | | |
| Passes Intercepted | 5 | Joe Montana | 1978 Cotton, 1979 Cotton | | |
| Touchdown Passes | 5 | Jimmy Clausen | 2008 Hawai'i | | |
| Pass Receptions | 19 (207 yds) | Jeff Samardzija | 2004 Insight, 2006 Fiesta, 2007 Sugar | | |
| Receiving Yards | 207 (19 rec) | Jeff Samardzija | 2004 Insight, 2006 Fiesta, 2007 Sugar | | |
| Touchdown Receptions | 4 | Derrick Mayes | 1993 Cotton, 1994 Cotton, 1995 Fiesta, 1996 Orange | | |
| Total Offense Attempts | 126 (632 yds) | Brady Quinn | 2004 Insight, 2006 Fiesta, 2007 Sugar | | |
| Total Offensive Yards | 663 (110 att) | Tommy Rees | 2010 Sun, 2011 Champs Sports, 2013 Pinstripe | | |
| Points | 36 (6 TD) | Jerome Bettis | 1992 Sugar, 1993 Cotton | | |
| Touchdowns | 6 | Jerome Bettis | 1992 Sugar, 1993 Cotton | | |
| Kicking Points | 26 (6 FG, 8 PAT) | Kyle Brindza | 2013 BCS, 2013 Pinstripe, 2014 Music City | | |
| Extra Points | 11 | Dave Reeve | 1975 Orange, 1976 Gator, 1978 Cotton | | |
| Field Goals | 6 | Kyle Brindza | 2013 BCS, 2013 Pinstripe, 2014 Music City | | |
| Interceptions | 3 | Harrison Smith | 2010 Sun | | |
| Interception Return Yards | 148 | Elmer Layden | 1925 Rose | | |
| Punt Returns | 4 | Dave Waymer Joe Howard Raghib Ismail | 1976 Gator, 1978 Cotton, 1979 Cotton 1983 Liberty, 1984 Aloha 1991 Orange | | |
| Kickoff Returns | 8 | Tim Brown Clint Johnson | 1984 Aloha, 1988 Cotton 1992 Sugar, 1994 Cotton | | |
| Kickoff Return Yards | 217 (8 ret) | Tim Brown | 1984 Aloha, 1988 Cotton | | |

| OPPONENT INDIVIDUAL GAME RECORDS | | | | | |
|----------------------------------|----------------------------|---|--|----------------------|--------------------------------|
| Category | Number | Player | Team | Year | Bowl |
| Rushing Attempts | 36 (150 yds) | Herschel Walker | Georgia | 1981 | Sugar |
| Rushing Yards | 222 (34 att) | Rondell Mealey | LSU | 1997 | Independence |
| Rushing Yards/Att (min 10) | 13.0 (11 for 143) | Leonard Fournette | LSU | 2014 | Music City |
| Rushing Touchdowns | 4 | Ezekiel Elliott | Ohio State | 2016 | Fiesta |
| Longest Rush | 89 | Leonard Fournette | LSU | 2014 | Music City |
| Pass Attempts | 48 (28 comp) | Shane Matthews | Florida | 1992 | Sugar |
| Pass Completions | 28 (58 att) 28 (45 att) | Shane Matthews Derek Anderson | Florida Oregon St. | 1992 2004 | Sugar Insight |
| Completion Pct. (min 10 att) | .714 (20-28) | A.J. McCarron | Alabama | 2013 | BCS Title |
| Passing Yards | 370 (28-25) | Shane Matthews | Florida | 1992 | Sugar |
| Passes Intercepted | 3 | Randy McEachern Jacory Harris Chas Dodd | Texas Miami (Fla.) Rutgers | 1978 2010 2013 | Cotton Sun Pinstripe |
| Touchdown Passes | 4 | Danny Kanell Derek Anderson A.J. McCarron | Florida State Oregon St. Alabama | 1996 2004 2013 | Orange Insight BCS Title |
| Pass Receptions | 10 (127 yds) | Jerricho Cotchery | NC State | 2003 | Gator |
| Pass Reception Yards | 167 (8 rec) | Ted Ginn Jr. | Ohio State | 2006 | Fiesta |
| Touchdown Receptions | 3 | Andrew Cooper | Florida State | 1996 | Orange |
| Longest Pass | 85 | Troy Smith to Santonio Holmes | Ohio State | 2006 | Fiesta |
| Total Offense Attempts | 65 (397 yds) | Shane Matthews | Florida | 1992 | Sugar |
| Total Offense Yards | 397 (65 att) | Shane Matthews | Florida | 1992 | Sugar |
| Points | 24 (4TD) | Johnny Rodgers Ezekiel Elliott | Nebraska Ohio State | 1973 2016 | Orange Fiesta |
| Touchdowns | 4 | Johnny Rodgers | Nebraska | 1973 | Orange |
| Kicking Points | 16 (5 FG, 1 PAT) | Arden Czyzewski | Florida | 1992 | Orange |
| Extra Points | 6 | Jeremy Shelley | Alabama | 2013 | BCS Title |
| Field Goals | 5 | Arden Czyzewski | Florida | 1992 | Orange |
| Longest Field Goal | 47 | Brandy Brownlee Kyle Federico | SMU Rutgers | 1984 2013 | Aloha Pinstripe |
| Interceptions | 3 | Rod Johnson | NC State | 2003 | Gator |
| Interceptions Return Yds | 37 | Aric Williams | Oregon St. | 2004 | Insight |
| Longest INT Return | 37 | Aric Williams | Oregon St. | 2004 | Insight |
| Punt Returns | 5 | Willie Shelby | Alabama | 1975 | Orange |
| Punt Return Yards | 73 | Jalin Marshall | Ohio State | 2016 | Fiesta |
| Longest Punt Return | 52 | Sammie Stroughter | Oregon St. | 2004 | Insight |
| Kickoff Returns | 6 | Eugene Napoleon | West Va. | 1989 | Fiesta |
| Kickoff Return Yards | 127 | Janarion Grant | Rutgers | 2013 | Pinstripe |
| Longest Kickoff Return | 100 | Leonard Fournette | LSU | 2014 | Music City |
| Punts | 11 | Mark Malkiewicz | Georgia | 1981 | Sugar |
| Punting Average | 47.2 (8 for 378) | Shawn Powell | Florida State | 2011 | Champs Sports |
| Longest Punt | 69 | Greg Gantt | Alabama | 1973 | Sugar |

| TEAM GAME RECORDS | | | | | | | | |
|-------------------|--------------|--------------------|------------------|----------------------------|----------------------------|---------------------------|--------------|-------------------|
| Notre Dame | | | | Statistical Category | Opponent | | | |
| Bowl | Year | Opp. | Number | | Number | Opp. | Year | Bowl |
| Pinstripe | 2013 | Rutgers | 31 | First Downs | 31 | LSU | 2007 | Sugar |
| Orange | 1975 | Alabama | 66 (185 yds) | Rushing Attempts | 67 (331 yds) | Texas | 1970 | Cotton |
| Sugar | 1993 | Texas A&M | 290 (64 att) | Rushing Yards | 331 (67 att) | Texas | 1970 | Cotton |
| Pinstripe | 2013 | Rutgers | 47 (27 comp) | Pass Attempts | 58 (28 comp) | Florida | 1992 | Sugar |
| Fiesta | 2006 | Ohio State | 29 (45 att) | Pass Completions | 28 (58 att) 28 (45 att) | Florida Oregon St. | 1992 2004 | Sugar Insight |
| Hawai'i | 2008 | Hawai'i | .857 (24-28) | Completion Pct. | .714 (20-28) | Alabama | 2013 | BCS Title |
| Hawai'i | 2008 | Hawai'i | 413 | Passing Yards | 370 | Florida | 1992 | Sugar |
| Cotton | 1978 | Houston | 4 | Passes Intercepted | 5 | Stanford | 1925 | Rose |
| Hawai'i | 2008 | Hawai'i | 5 | Touchdown Passes | 4 | Florida St. Oregon St. | 1996 2004 | Orange Insight |
| Pinstripe | 2013 | Rutgers | 90 | Total Offense Att. | 91 | Florida | 1992 | Sugar |
| Pinstripe | 2013 | Rutgers | 494 | Total Offense Yards | 617 | Ohio St. | 2006 | Fiesta |
| Sugar Cotton | 1973 1979 | Alabama Houston | 3 | Fumbles Lost | 5 | Texas | 1971 | Cotton |
| Cotton | 1979 | Houston | 7 (4 int, 3 fum) | Total Turnovers | 8 (5 int, 3 fum) | Stanford | 1925 | Rose |

SERIES HISTORY vs. LSU

| Year | Month | Date | ND Rank | Opp Rank | W/L/T | Score (ND-Opp.) | | Site |
|------|-----------|------|---------|----------|-------|-----------------|----|------|
| 1970 | November | 21 | 2 | 7 | W | 3 | 0 | H |
| 1971 | November | 20 | 7 | 14 | L | 8 | 28 | A |
| 1981 | September | 12 | 4 | | W | 27 | 9 | H |
| 1984 | October | 27 | | 6 | W | 30 | 22 | A |
| 1985 | November | 23 | | 17 | L | 7 | 10 | H |
| 1986 | November | 22 | | 8 | L | 19 | 21 | A |
| 1997 | November | 15 | | 11 | W | 24 | 6 | A |
| 1997 | December | 28 | | 15 | L | 9 | 27 | N |
| 1998 | November | 21 | 10 | | W | 39 | 36 | H |
| 2007 | January | 3 | 11 | 4 | L | 14 | 41 | N |
| 2014 | December | 30 | | 22 | W | 31 | 28 | N |

ND leads all-time series 6-5; LSU leads at neutral sites 2-1

2017 LSU FOOTBALL SCHEDULE (9-3, 6-2 SEC West)

| Date | Opponent | Site | Time-TV/Result-Score | |
|----------|--------------------|-----------------|----------------------|-------|
| Sept. 2 | vs. BYU | New Orleans, LA | W | 27-0 |
| Sept. 9 | Chattanooga | Baton Rouge, LA | W | 45-10 |
| Sept. 16 | at Mississippi St. | Starkville, MS | L | 7-37 |
| Sept. 23 | Syracuse | Baton Rouge, LA | W | 35-26 |
| Sept. 30 | Troy | Baton Rouge, LA | L | 21-24 |
| Oct. 7 | at Florida | Gainesville, FL | W | 17-16 |
| Oct. 14 | Auburn | Baton Rouge, LA | W | 27-23 |
| Oct. 21 | at Ole Miss | Oxford, MS | W | 40-24 |
| Nov. 4 | at Alabama | Tuscaloosa, AL | L | 10-24 |
| Nov. 11 | Arkansas | Baton Rouge, LA | W | 33-10 |
| Nov. 18 | at Tennessee | Knoxville, TN | W | 30-13 |
| Nov. 25 | Texas A&M | Baton Rouge, LA | W | 45-10 |
| Jan. 1 | vs. Notre Dame | Orlando, FL | 1 p.m. | ABC |

THE IRISH CONNECTIONS

| Notre Dame Student-Athlete | Connection | Navy Student-Athlete |
|--|---|---|
| DL Jerry Tillery | Shreveport, LA/Evangel Christian Shreveport, LA | CB Andraez Williams WR Michael Kershaw |
| WR Michael Young | Destrehan HS (LA) | WR Justin Jefferson DE Glen Logan |
| WR Kevin Stepherson | Jacksonville, FL | CB Kevin Toliver II |
| WR Mick Assaf | Atlanta, GA | LB Arden Key |
| QB Montgomery VanGorder | Buford, GA/Buford | SNP Blake Ferguson LB Tyler Taylor |
| CB Donte Vaughn | Memphis, TN | DE Frank Herron |
| OL Alex Bars K Justin Yoon | Nashville, TN | LB Jacob Phillips |
| QB Avery Davis | Cedar Hill, TX/Cedar Hill | QB Justin McMillan |
| TE Brock Wright | Cypress, TX/Cy-Fair | OL Austin Deculus |
| LS Matt Bushland | Dallas, TX | RB Justin Jones |
| CB Nick Watkins | DeSoto, TX | WR Dee Anderson OL Ed Ingram |
| OL Robert Hainsey RB Tony Jones Jr. | IMG Academy | WR Drake Davis S Grant Delpit |

THE LSU SERIES

- Notre Dame and LSU are meeting for the 12th time in the Citrus Bowl, with the Irish holding a 6-5 edge in the series. It will be the fourth postseason meeting between the Irish and Tigers, with LSU holding a 2-1 edge in previous bowl match-ups.
- Three of the last four contests have been in bowl games. The teams last met in the 2014 Music City Bowl, with Notre Dame's Kyle Brindza kicking a field goal as time expired to secure a 31-28 Irish win. Prior to the Music City Bowl, LSU took home victories in the 2006 Sugar Bowl and 1997 Independence Bowl.
- The last regular season meetings came via a home-and-home series in 1997 and '98, both Irish victories. The Irish won, 39-36, at Notre Dame Stadium in 1998, following up a 24-6 win in Baton Rouge, Louisiana, the previous season. With the rematch later that year, it remains the only time in school history Notre Dame saw a regular season opponent in a bowl rematch the same season. It was the fourth time in program history and first since 1901 the Irish faced the same squad twice in a season.
- At least one team has been ranked in every match-up between Notre Dame and LSU, with this marking the fourth time both teams are ranked when facing each other.

IRISH VS. THE SOUTHEASTERN CONFERENCE

| Team | Home | | | | Away | | | | Neutral | | | | Overall | | | |
|-------------------|-----------|----------|----------|-------------|----------|----------|----------|-------------|----------|----------|----------|-------------|-----------|-----------|----------|-------------|
| | W | L | T | % | W | L | T | % | W | L | T | % | W | L | T | % |
| Alabama | 2 | 0 | 0 | 1.000 | 0 | 0 | 0 | -- | 3 | 2 | 0 | .600 | 5 | 2 | 0 | .714 |
| Arkansas | 0 | 0 | 0 | -- | 0 | 0 | 0 | -- | 0 | 0 | 0 | -- | 0 | 0 | 0 | -- |
| Auburn | 0 | 0 | 0 | -- | 0 | 0 | 0 | -- | 0 | 0 | 0 | -- | 0 | 0 | 0 | -- |
| Florida | 0 | 0 | 0 | -- | 0 | 0 | 0 | -- | 1 | 0 | 0 | 1.000 | 1 | 0 | 0 | 1.000 |
| Georgia | 0 | 1 | 0 | .000 | 0 | 0 | 0 | -- | 0 | 1 | 0 | .000 | 0 | 2 | 0 | .000 |
| Kentucky | 0 | 0 | 0 | -- | 0 | 0 | 0 | -- | 0 | 0 | 0 | -- | 0 | 0 | 0 | -- |
| LSU | 3 | 1 | 0 | .750 | 2 | 2 | 0 | .500 | 1 | 2 | 0 | .333 | 6 | 5 | 0 | .545 |
| Mississippi | 1 | 0 | 0 | 1.000 | 0 | 0 | 0 | -- | 0 | 1 | 0 | .000 | 1 | 1 | 0 | .500 |
| Mississippi State | 0 | 0 | 0 | -- | 0 | 0 | 0 | -- | 0 | 0 | 0 | -- | 0 | 0 | 0 | -- |
| Missouri | 0 | 2 | 0 | .000 | 2 | 0 | 0 | 1.000 | 0 | 0 | 0 | -- | 2 | 2 | 0 | .500 |
| South Carolina | 1 | 1 | 0 | .500 | 2 | 0 | 0 | 1.000 | 0 | 0 | 0 | -- | 3 | 1 | 0 | .750 |
| Tennessee | 2 | 2 | 0 | .500 | 2 | 2 | 0 | .500 | 0 | 0 | 0 | -- | 4 | 4 | 0 | .500 |
| Texas A&M | 1 | 0 | 0 | 1.000 | 0 | 1 | 0 | .000 | 2 | 1 | 0 | .667 | 3 | 2 | 0 | .600 |
| Vanderbilt | 1 | 0 | 0 | 1.000 | 1 | 0 | 0 | 1.000 | 0 | 0 | 0 | -- | 2 | 0 | 0 | 1.000 |
| TOTAL | 11 | 7 | 0 | .611 | 9 | 5 | 0 | .643 | 7 | 7 | 0 | .500 | 27 | 19 | 0 | .587 |

COLLEGE FOOTBALL PLAYOFF RANKINGS (Dec. 3)

| Rk | Team | Record | Trend |
|-----------|-----------------------|-------------|------------|
| 1 | Clemson | 12-1 | — |
| 2 | Oklahoma | 12-1 | + 1 |
| 3 | Georgia | 12-1 | + 3 |
| 4 | Alabama | 11-1 | + 1 |
| 5 | Ohio State | 11-2 | + 3 |
| 6 | Wisconsin | 12-1 | - 2 |
| 7 | Auburn | 10-3 | - 5 |
| 8 | USC | 11-2 | + 2 |
| 9 | Penn State | 10-2 | — |
| 10 | Miami | 10-2 | - 3 |
| 11 | Washington | 10-2 | + 2 |
| 12 | UCF | 12-0 | + 2 |
| 13 | Stanford | 9-4 | - 1 |
| 14 | Notre Dame | 9-3 | + 1 |
| 15 | TCU | 10-3 | - 4 |
| 16 | Michigan State | 9-3 | — |
| 17 | LSU | 9-3 | — |
| 18 | Washington State | 9-3 | — |
| 19 | Oklahoma State | 9-3 | — |
| 20 | Memphis | 10-2 | — |
| 21 | Northwestern | 9-3 | — |
| 22 | Virginia Tech | 9-3 | — |
| 23 | Mississippi State | 8-4 | — |
| 24 | NC State | 8-4 | — |
| 25 | Boise State | 10-3 | NR |

ASSOCIATED PRESS TOP 25 (Dec. 3)

| Rk | Team (1st Place Votes) | Record | Points | Trend |
|-----------|------------------------|-------------|-------------|------------|
| 1 | Clemson(43) | 12-1 | 1506 | — |
| 2 | Oklahoma(18) | 12-1 | 1474 | — |
| 3 | Georgia | 12-1 | 1409 | + 3 |
| 4 | Alabama | 11-1 | 1307 | + 1 |
| 5 | Ohio State | 11-2 | 1300 | + 3 |
| 6 | Wisconsin | 12-1 | 1162 | - 3 |
| 7 | Auburn | 10-3 | 1123 | - 3 |
| 8 | USC | 11-2 | 1101 | + 3 |
| 9 | Penn State | 10-2 | 1008 | — |
| 10 | UCF | 12-0 | 983 | + 2 |
| 11 | Miami | 10-2 | 948 | - 4 |
| 12 | Washington | 10-2 | 820 | + 1 |
| 13 | TCU | 10-3 | 816 | - 3 |
| 14 | Notre Dame | 9-3 | 632 | + 1 |
| 15 | Stanford | 9-4 | 629 | - 1 |
| 16 | LSU | 9-3 | 599 | + 1 |
| 17 | Oklahoma State | 9-3 | 549 | + 1 |
| 18 | Michigan State | 9-3 | 487 | + 1 |
| 19 | Memphis | 10-2 | 475 | - 3 |
| 20 | Northwestern | 9-3 | 398 | — |
| 21 | Washington State | 9-3 | 342 | — |
| 22 | Virginia Tech | 9-3 | 323 | — |
| 23 | South Florida | 9-2 | 115 | — |
| 24 | Mississippi State | 8-4 | 103 | — |
| 25 | Boise State | 10-3 | 59 | NR |







COACHES POLL (Dec. 3)

| Rk | Team (1st Place Votes) | Rec. | Points | Trend |
|-----------|------------------------|-------------|-------------|------------|
| 1 | Clemson(49) | 12-1 | 1510 | — |
| 2 | Oklahoma(10) | 12-1 | 1462 | — |
| 3 | Georgia(2) | 12-1 | 1416 | + 3 |
| 4 | Alabama | 11-1 | 1312 | + 1 |
| 5 | Ohio State | 11-2 | 1298 | + 2 |
| 6 | Wisconsin | 12-1 | 1162 | - 3 |
| 7 | USC | 11-2 | 1140 | + 2 |
| 8 | Auburn | 10-3 | 1085 | - 4 |
| 9 | Penn State | 10-2 | 1006 | + 1 |
| 10 | UCF | 12-0 | 986 | + 1 |
| 11 | Miami | 10-2 | 934 | - 4 |
| 12 | Washington | 10-2 | 855 | + 1 |
| 13 | TCU | 10-3 | 807 | - 1 |
| 14 | LSU | 9-3 | 638 | + 2 |
| 15 | Notre Dame | 9-3 | 628 | + 2 |
| 16 | Stanford | 9-4 | 607 | - 1 |
| 17 | Oklahoma State | 9-3 | 522 | + 1 |
| 18 | Memphis | 10-2 | 485 | - 4 |
| 19 | Michigan State | 9-3 | 474 | — |
| 20 | Northwestern | 9-3 | 370 | — |
| 21 | Washington State | 9-3 | 310 | + 1 |
| 22 | Virginia Tech | 9-3 | 302 | - 1 |
| 23 | Mississippi State | 8-4 | 134 | + 1 |
| 24 | South Florida | 9-2 | 126 | - 1 |
| 25 | Boise State | 10-3 | 72 | NR |

Others receiving votes: NC State 54, San Diego State 40, Toledo 25, Louisville 11, Michigan 8, Florida Atlantic 8, Fresno State 6, Missouri 3, Kansas State 1, Troy 1

Others receiving votes: NC State 54, San Diego State 50, Florida Atlantic 24, Toledo 21, Troy 11, Michigan 11, Fresno State 5, Louisville 4, South Carolina 4

2017 NOTRE DAME OPPONENT UPDATE

| Rk | Team | Record | Last Game | Bowl Game |
|----------------|---|--------------------------|-----------------------------------|--|
| |  | 6-6 4-4 American East | W, 43-22 at Tulsa | Gasparilla Bowl vs. Florida International Thur., Dec. 21, 8 p.m. |
| 3 3 3 |  | 12-1 7-1 SEC East | W, 28-7 vs. Auburn (SEC Champ) | CFP Semifinal at Rose Bowl vs. Oklahoma Jan. 1, 5 p.m. ET |
| |  | 7-5 4-4 ACC Atlantic | W, 42-14 at Syracuse | Pinstripe Bowl vs. Iowa Wed., Dec. 27, 5:15 p.m. |
| 16 18 19 |  | 9-3 7-2 B1G East | W, 40-7 at Rutgers | Holiday Bowl vs. Washington State Thur. Dec. 28, 9 p.m. |
| |  | 5-7 4-4 MAC East | W, 28-7 at Ball State | |
| |  | 3-9 1-7 ACC Coastal | L, 33-21 at NC State | |

2017 NOTRE DAME OPPONENT UPDATE

| Rk | Team | Record | Last Game | Bowl Game |
|----------------|---|--------------------------|---|--|
| 8 8 7 |  | 11-2 8-1 Pac 12 South | W, 31-28 vs. Stanford (Pac-12 Champ) | Cotton Bowl vs. Ohio State Fri., Dec. 29, 8:30 p.m. |
| 24 RV RV |  | 8-4 6-2 ACC Atlantic | W, 33-21 vs. North Carolina | Sun Bowl vs. Arizona State Fri., Dec. 29, 3 p.m. |
| |  | 7-5 4-4 ACC Atlantic | L, 31-23 vs. Duke | Belk Bowl vs. Texas A&M Fri. Dec. 29, 1 p.m. |
| 10 11 11 |  | 10-2 7-1 ACC Coastal | L, 38-3 vs. Clemson (ACC Champ) | Orange Bowl vs. Wisconsin Sat., Dec. 30, 8 p.m. |
| |  | 6-6 4-4 American West | L, 14-13 vs. Army (Philadelphia, PA) | Military Bowl vs. Virginia Thur., Dec. 28, 1:30 p.m. |
| 13 15 16 |  | 9-4 7-2 Pac 12 North | L, 31-28 vs. USC (Pac-12 Champ) | Alamo Bowl vs. TCU Thur., Dec. 28, 9 p.m. |

THE BRIAN KELLY FILE

35th year in coaching // 27th year as head coach // Eighth year at Notre Dame

Alma Mater: Assumption College (1983)

| School | Seasons | Record | | | Pct. |
|--------------------|-----------|------------|-----------|----------|-------------|
| Grand Valley State | 13 | 118 | 35 | 2 | .769 |
| Central Michigan | 3 | 19 | 16 | 0 | .543 |
| Cincinnati | 3 | 34 | 6 | 0 | .850 |
| Notre Dame | 8 | 68 | 34 | 0 | .667 |
| TOTALS | 27 | 239 | 91 | 2 | .723 |

HONORS AND ACCOLADES

| Year | Award |
|------|---|
| 2012 | AP National Coach of the Year |
| 2012 | Walter Camp National Coach of the Year |
| 2012 | Sporting News National Coach of the Year |
| 2012 | Home Depot National Coach of the Year |
| 2012 | Liberty Mutual National Coach of the Year |
| 2012 | AFCA National Coach of the Year |
| 2009 | Home Depot National Coach of the Year |

**BRIAN KELLY -
THE DICK CORBETT HEAD FOOTBALL COACH**

- Active winningest coach in FBS (239 wins)
- Fifth in wins at Notre Dame with 68
- Only two-time winner of The Home Depot Coach of the Year Award
- First coach in Notre Dame history to take Irish to a bowl game in each of his first six seasons
- Fourth among active FBS coaches in wins since 2001 (162), trailing only Urban Meyer, Nick Saban and Mark Richt
- Second-youngest coach to reach 200 career victories at a major school
- Only coach since 1994 to lead Notre Dame to any four-year span with a winning percentage of at least .700, which he has done three times
- Only coach in school history with at least eight wins in his first six seasons at the school, and just the 20th at a major school (ND+Power Five)
- First coach at Notre Dame to take Irish to six straight bowl games since Lou Holtz (1987-95)
- Joins Knute Rockne, Ara Parseghian and Holtz as the only coaches to twice reach double-digit wins at Notre Dame
- Led Notre Dame to its first undefeated season in 24 years in 2012
- That team finished the year ranked No. 4/3, the highest for an Irish squad since 1993 (No. 2/2)
- Oversaw the first football program to ever be ranked No. 1 in the AP & Coaches polls, first in NCAA Graduation Success Rate and reach the national title game
- Only the second coach in school history to win 12 games in a season (Lou Holtz in 1988)
- Has led his team to a bowl game in 11 of the last 12 seasons (seven of eight at Notre Dame, all three at Cincinnati and final team at Central Michigan)
- Has finished .500 or better in 25 of 27 seasons as a head coach
- Boasts a 16-8 record in postseason as a head coach

WINNINGEST ACTIVE FBS COACHES (By victories)

| Rk. | Coach | School | Years | Record | | | Pct. |
|-----------|--------------------|-------------------|-----------|------------|-----------|----------|-------------|
| 1. | Brian Kelly | Notre Dame | 27 | 239 | 91 | 2 | .723 |
| 2. | Nick Saban | Alabama | 22 | 216 | 62 | 1 | .776 |
| 3. | Bill Snyder | Kansas State | 26 | 209 | 110 | 1 | .655 |
| 4. | Paul Johnson | Georgia Tech | 21 | 182 | 93 | 0 | .662 |
| 5. | Urban Meyer | Ohio State | 16 | 176 | 31 | 0 | .850 |
| 6. | Terry Bowden | Akron | 24 | 170 | 105 | 2 | .617 |
| 7. | Rich Rodriguez | Arizona | 23 | 163 | 118 | 2 | .580 |
| 8. | Mark Richt | Miami (Fla.) | 17 | 164 | 57 | 0 | .742 |
| 9. | Gary Patterson | TCU | 18 | 159 | 57 | 0 | .736 |
| 10. | Kirk Ferentz | Iowa | 22 | 154 | 118 | 0 | .566 |

WINNINGEST ACTIVE FBS COACHES SINCE 2001 (By wins)

| Rk. | Coach | School | Record | | Pct. |
|-----------|--------------------|-------------------|------------|-----------|-------------|
| 1. | Urban Meyer | Ohio State | 176 | 31 | .850 |
| 2. | Nick Saban | Alabama | 165 | 32 | .838 |
| 3. | Mark Richt | Miami (Fla.) | 164 | 57 | .742 |
| 4. | Brian Kelly | Notre Dame | 162 | 58 | .736 |
| 5. | Gary Patterson | TCU | 159 | 57 | .736 |
| 6. | Kirk Ferentz | Iowa | 138 | 78 | .639 |
| 7. | Paul Johnson | Georgia Tech | 133 | 85 | .610 |
| 8. | Chris Petersen | Washington | 129 | 28 | .822 |
| 9. | Frank Solich | Ohio | 123 | 83 | .597 |
| 10. | Rich Rodriguez | Arizona | 118 | 82 | .590 |

WINNINGEST ACTIVE FBS COACHES (By percentage)

| Rk. | Coach | School | Years | Record | | | Pct. |
|-----------|--------------------|-------------------|-----------|------------|-----------|----------|-------------|
| 1. | Urban Meyer | Ohio State | 16 | 176 | 31 | 0 | .850 |
| 2. | Jimbo Fisher | Texas A&M | 8 | 83 | 23 | 0 | .783 |
| 3. | Chris Petersen | Washington | 12 | 129 | 28 | 0 | .822 |
| 4. | David Shaw | Stanford | 7 | 73 | 21 | 0 | .777 |
| 5. | Nick Saban | Alabama | 22 | 216 | 62 | 1 | .776 |
| 6. | Dabo Swinney | Clemson | 10 | 101 | 29 | 0 | .777 |
| 7. | Mark Richt | Miami (Fla.) | 17 | 164 | 57 | 0 | .742 |
| 8. | Gary Patterson | TCU | 18 | 159 | 57 | 0 | .736 |
| 9. | Brian Kelly | Notre Dame | 27 | 239 | 91 | 2 | .723 |
| 10. | Bobby Petrino | Louisville | 13 | 117 | 47 | 0 | .713 |

RECORD vs. AP TOP 25 (Min. 10 Games)

| Rk. | Coach | School | Record | | Pct. |
|------------|--------------------|-------------------|-----------|-----------|-------------|
| 1. | Urban Myer | Ohio State | 38 | 15 | .717 |
| 2. | Nick Saban | Alabama | 75 | 39 | .658 |
| 3. | David Shaw | Stanford | 23 | 13 | .639 |
| 4. | Tom Herman | Texas | 6 | 4 | .600 |
| 5. | Dabo Swinney | Clemson | 24 | 17 | .585 |
| 6. | Jimbo Fisher | Texas A&M | 17 | 13 | .567 |
| 7. | Chris Petersen | Washington | 15 | 13 | .536 |
| 8. | Gary Patterson | TCU | 24 | 22 | .522 |
| 9. | Mark Richt | Miami (Fla.) | 41 | 37 | .526 |
| 10. | Brian Kelly | Notre Dame | 23 | 21 | .523 |

| THE RECORD WHEN... | | | | | | | | |
|------------------------------------|----------------|----|---|--------------|----|--------------|---|--|
| Stat | Kelly's Career | | | Kelly at ND | | 2017 | | |
| | Record (W-L-T) | | | Record (W-L) | | Record (W-L) | | |
| Home | 130 | 33 | 1 | 37 | 14 | 6 | 1 | |
| Away | 93 | 50 | 1 | 18 | 17 | 3 | 2 | |
| Neutral | 16 | 6 | 0 | 13 | 4 | 0 | 0 | |
| In overtime | 6 | 5 | 0 | 2 | 3 | 0 | 0 | |
| Coming off a loss | 53 | 29 | 0 | 19 | 13 | 2 | 0 | |
| Coming off a win | 169 | 51 | 1 | 45 | 21 | 5 | 3 | |
| Coming off an open date | 20 | 2 | 0 | 9 | 1 | 1 | 0 | |
| vs. AP Top 25 | 23 | 21 | 0 | 13 | 17 | 2 | 3 | |
| Both teams are in the AP Top 25 | 13 | 16 | 0 | 9 | 14 | 2 | 3 | |
| Neither team is in the AP Top 25 | 54 | 28 | 0 | 22 | 12 | 3 | 0 | |
| Team is ranked higher | 60 | 15 | 0 | 38 | 12 | 5 | 2 | |
| Opponent is ranked higher | 9 | 14 | 0 | 6 | 10 | 1 | 1 | |
| vs. In-State Opponents | 75 | 22 | 2 | 5 | 0 | 0 | 0 | |
| In August | 5 | 2 | 0 | 2 | 0 | 0 | 0 | |
| In September | 73 | 34 | 0 | 21 | 11 | 4 | 1 | |
| In October | 83 | 24 | 2 | 23 | 7 | 3 | 0 | |
| In November | 67 | 26 | 0 | 19 | 13 | 2 | 2 | |
| In December | 11 | 2 | 0 | 3 | 1 | 0 | 0 | |
| In January | 0 | 3 | 0 | 0 | 2 | 0 | 0 | |
| On TV (except GVSU regular season) | 96 | 41 | 0 | 66 | 33 | 9 | 3 | |
| On NBC | 42 | 13 | 0 | 42 | 13 | 5 | 1 | |
| On NBCSN | 2 | 0 | 0 | 2 | 0 | 1 | 0 | |
| On ABC | 15 | 11 | 0 | 13 | 11 | 1 | 2 | |
| On ESPN | 13 | 7 | 0 | 5 | 5 | 1 | 0 | |
| On ESPN2 | 8 | 2 | 0 | 1 | 0 | 0 | 0 | |
| On CBS | 3 | 2 | 0 | 3 | 2 | 0 | 0 | |
| On FOX | 1 | 3 | 0 | 1 | 3 | 1 | 0 | |
| On CBS Sports Network | 1 | 0 | 0 | 1 | 0 | 0 | 0 | |
| Afternoon Games | 161 | 61 | 2 | 43 | 17 | 7 | 0 | |
| Night Games (6 p.m. or later) | 78 | 30 | 0 | 25 | 17 | 2 | 3 | |
| Decided by three points or fewer | 43 | 23 | 2 | 10 | 11 | 0 | 1 | |
| Decided by seven points or fewer | 77 | 38 | 2 | 22 | 15 | 1 | 1 | |
| Scoring first | 164 | 37 | 0 | 50 | 19 | 6 | 2 | |
| Opponent scores first | 73 | 54 | 2 | 18 | 15 | 3 | 1 | |

| THE RECORD WHEN... | | | | | | | | |
|-----------------------------------|----------------|----|---|--------------|----|--------------|---|--|
| Stat | Kelly's Career | | | Kelly at ND | | 2017 | | |
| | Record (W-L-T) | | | Record (W-L) | | Record (W-L) | | |
| Leading at halftime | 189 | 20 | 0 | 56 | 10 | 8 | 1 | |
| Tied at halftime | 16 | 3 | 0 | 5 | 1 | 1 | 0 | |
| Trailing at halftime | 32 | 68 | 2 | 7 | 23 | 0 | 2 | |
| Leading after three quarters | 200 | 17 | 0 | 55 | 9 | 8 | 1 | |
| Tied after three quarters | 13 | 6 | 1 | 5 | 5 | 1 | 0 | |
| Trailing after three quarters | 23 | 69 | 1 | 8 | 20 | 0 | 2 | |
| Scoring 40+ points | 89 | 3 | 0 | 21 | 2 | 5 | 0 | |
| Scoring 30-39 points | 67 | 11 | 0 | 21 | 7 | 3 | 0 | |
| Scoring 20-29 points | 60 | 36 | 1 | 18 | 14 | 1 | 1 | |
| Scoring 0-19 points | 23 | 41 | 1 | 8 | 11 | 0 | 2 | |
| Allowing 40+ points | 7 | 23 | 0 | 1 | 9 | 0 | 1 | |
| Allowing 30-39 points | 18 | 35 | 0 | 7 | 14 | 1 | 1 | |
| Allowing 20-29 points | 60 | 26 | 1 | 12 | 9 | 1 | 1 | |
| Allowing 0-19 Points | 153 | 8 | 1 | 47 | 3 | 7 | 0 | |
| Outrushing opponent | 189 | 29 | 1 | 51 | 8 | 8 | 1 | |
| Getting outrushed | 46 | 60 | 1 | 15 | 26 | 1 | 2 | |
| Passing for more yards | 154 | 61 | 1 | 41 | 28 | 1 | 3 | |
| Passing for fewer yards | 84 | 29 | 1 | 27 | 6 | 8 | 0 | |
| Outgaining opponent | 201 | 31 | 1 | 56 | 14 | 8 | 1 | |
| Outgained by opponent | 36 | 57 | 1 | 12 | 20 | 1 | 2 | |
| Winning time of possession battle | 128 | 28 | 0 | 39 | 6 | 3 | 0 | |
| Losing time of possession battle | 109 | 61 | 2 | 29 | 28 | 6 | 3 | |
| Scoring a DEF or ST touchdown | 72 | 9 | 0 | 13 | 5 | 2 | 0 | |
| Allowing a DEF or ST touchdown | 22 | 30 | 0 | 8 | 11 | 1 | 1 | |
| Fewer penalty yards | 74 | 42 | 1 | 35 | 17 | 5 | 1 | |
| More penalty yards | 156 | 46 | 1 | 31 | 16 | 4 | 2 | |
| Winning turnover battle | 139 | 15 | 0 | 36 | 4 | 7 | 0 | |
| Losing turnover battle | 60 | 52 | 1 | 19 | 24 | 1 | 2 | |
| Having indiv. 100-yd rusher | 112 | 26 | 1 | 29 | 9 | 8 | 0 | |
| Having indiv. 100-yd receiver | 91 | 33 | 0 | 21 | 16 | 2 | 1 | |
| Having indiv. 200-yd passer | 156 | 49 | 1 | 42 | 24 | 1 | 2 | |
| Allowing indiv. 100-yd rusher | 45 | 50 | 1 | 13 | 22 | 2 | 2 | |
| Allowing indiv. 100-yd receiver | 68 | 38 | 0 | 12 | 13 | 3 | 0 | |
| Allowing indiv. 200-yd passer | 95 | 47 | 1 | 28 | 23 | 7 | 0 | |

| CAREER STARTS BY POSITION | | | | | | | | | | |
|---------------------------|-----------------|--------------|-------------------|--------------|-----------------|----------------|----------------|----------------|---------------|--------------|
| WR | LT | LG | C | RG | RT | TE | WR | QB | WR | RB |
| Holmes (3) | McGlinchey (24) | Nelson (35) | Mustipher (24) | Bars (12) | McGlinchey (14) | Smythe (27) | St. Brown (24) | Wimbush (11) | Sanders (8) | Adams (24) |
| Stepherson (6) | | Bars (2) | | Bivin (1) | Bars (12) | Mack (11) | Claypool (8) | Book (1) | Smith (4) | Jones (1) |
| Canteen (1) | | | | | Kraemer (12) | Weishar (4) | | | | |
| DL | DL | DL | DL | LB | LB | LB | CB | S | S | CB |
| Trumbetti (12) | Bonner (13) | Tillery (23) | Daelin Hayes (11) | Martini (16) | Morgan (28) | Coney (15) | Pride (6) | Tranquill (24) | Studstill (9) | Love (19) |
| Jay Hayes (12) | | | | | | Tranquill (11) | Crawford (3) | Love (1) | Elliott (12) | Watkins (11) |
| | | | | | | | | Coleman (11) | | Coleman (2) |
| | | | | | | | | | | Vaughn (3) |

| 2017 HONORS & AWARDS | | | |
|-----------------------|------|-------|--|
| Player | Year | Pos. | Awards |
| Team | | | FWAA Team of the Week - USC |
| Brian Kelly | | HC | Paul "Bear" Bryant Coach of the Year Award Watch List Bobby Dodd Coach of the Year Midseason Watch List |
| Mike Elko | | Asst. | Broyles Award Semifinalist |
| Offensive Line | | | Joe Moore Award Finalists |
| Josh Adams | Jr. | RB | Team Captain Phil Steele Third Team All-American Maxwell Award Semifinalist Sports Illustrated Midseason 2nd Team All-American Walter Camp National Offensive POTW - NC State Game Ball - Temple |
| Te'von Coney | Jr. | LB | Game Ball - NC State |
| Shaun Crawford | Jr. | CB | Game Ball - Michigan State |
| Khalid Kareem | So. | DL | Game Ball - USC |
| Julian Love | So. | CB | Sports Illustrated Second Team All-American |
| Alizé Mack | Jr. | TE | Mackey Award Watch List |
| John Mahoney | Fr. | WR | National Football Foundation Chapter Scholar-Athlete |
| Green Martini | Sr. | LB | Team Captain Game Ball - Navy William V. Campbell Trophy Semifinalist |
| Mike McGlinchey | Sr. | OL | Team Captain Outland Trophy Semifinalist Walter Camp First Team All-American AP First Team All-American FWAA First Team All-American Pro Football Focus First Team All-American USA Today First Team All-American Sports Illustrated First Team All-American The Athletic Second Team All-American Phil Steele First Team All-American Sports Illustrated Midseason 1st Team All-American Associated Press Midseason 2nd Team All-American College Football News Preseason 1st Team All-American Associated Press Preseason 2nd Team All-American Sports Illustrated Preseason 2nd Team All-American Maxwell Award Watch List |
| Deon McIntosh | So. | RB | Game Ball - North Carolina |
| Nyles Morgan | Sr. | LB | Team Captain Bednarik Award Watch List Nagurski Award Watch List Butkus Award Watch list |
| Sam Mustipher | Sr. | OL | First Team CoSIDA Academic All-District Rimington Trophy Watch List |
| Quenton Nelson | Sr. | OL | Team Captain Outland Trophy Finalist Monogram Club Team MVP Walter Camp First Team All-American AP First Team All-American FWAA First Team All-American Pro Football Focus First Team All-American USA Today First Team All-American Sports Illustrated First Team All-American The Athletic First Team All-American Phil Steele First Team All-American Associated Press Midseason 1st Team All-American Sports Illustrated Midseason 1st Team All-American The All-American's Midseason 1st Team All-American Sporting News Midseason 1st Team All-American ESPN Midseason 1st Team All-American CBS Sports Midseason 1st Team All-American Associated Press Preseason 1st Team All-American Sports Illustrated Preseason 1st Team All-American College Football News Preseason 1st Team All-American |
| Tyler Newsome | Sr. | P | Wuerffel Trophy Watch List |
| Durham Smythe | Gr. | TE | Game Ball - NC State Mackey Award Watch List |
| Equanimeous St. Brown | Jr. | WR | Biletnikoff Award Watch List |
| Jerry Tillery | Jr. | DL | Game Ball - Miami (Ohio) |

| 2017 HONORS & AWARDS | | | |
|----------------------|------|------|--|
| Player | Year | Pos. | Awards |
| Drue Tranquill | Sr. | S | Team Captain First Team CoSIDA Academic All-District Wuerffel Trophy Finalist Lott Trophy Quarterfinalist Senior CLASS Award Nominee |
| Montgomery VanGorder | Sr. | QB/H | Holder of the Year Finalist |
| Austin Webster | Sr. | WR | Team Captain |
| Nic Wieshar | Sr. | TE | Wuerffel Trophy Watch List |
| Brandon Wimbush | Jr. | QB | Game Ball - Boston College Manning Award Star of the Week - USC Game Ball - Wake Forest |
| Justin Yoon | Jr. | K | First Team CoSIDA Academic All-District |

| STARTER SHEET | | | | |
|-----------------------|-------|------|--------|--------|
| OFFENSE | Pos. | 2017 | Streak | Career |
| Mike McGlinchey | RT/LT | 12 | 38 | 38 |
| Quenton Nelson | LG | 12 | 30 | 35 |
| Durham Smythe | TE | 12 | 25 | 27 |
| Alex Bars | LG/RT | 12 | 23 | 26 |
| Equanimeous St. Brown | WR | 12 | 24 | 24 |
| Sam Mustipher | C | 12 | 24 | 24 |
| Josh Adams | RB | 12 | 20 | 24 |
| Alizé Mack | TE | 6 | 0 | 11 |
| Tommy Kraemer | RT | 12 | 12 | 12 |
| Brandon Wimbush | QB | 11 | 6 | 11 |
| C.J. Sanders | WR | 0 | 0 | 8 |
| Chase Claypool | WR | 8 | 0 | 8 |
| Kevin Stepherson | WR | 3 | 1 | 6 |
| C.J. Holmes | WR | 0 | 0 | 4 |
| Cam Smith | WR | 4 | 0 | 4 |
| Nic Wieshar | TE | 1 | 0 | 4 |
| Hunter Bivin | RG | 0 | 0 | 1 |
| Freddy Canteen | WR | 1 | 0 | 1 |
| Tony Jones, Jr. | RB | 1 | 1 | 1 |

| DEFENSE | Pos. | 2017 | Streak | Career |
|------------------|------|------|--------|--------|
| Drue Tranquill | S | 12 | 24 | 28 |
| Nyles Morgan | LB | 12 | 24 | 28 |
| Jerry Tillery | DL | 12 | 24 | 26 |
| Julian Love | CB | 12 | 20 | 20 |
| Greer Martini | LB | 6 | 0 | 16 |
| Te'von Coney | LB | 6 | 1 | 15 |
| Nick Coleman | CB | 11 | 1 | 13 |
| Andrew Trumbetti | DL | 1 | 0 | 12 |
| Jonathan Bonner | DL | 12 | 13 | 13 |
| Devin Studstill | S | 0 | 0 | 10 |
| Nick Watkins | CB | 9 | 0 | 10 |
| Daelin Hayes | DL | 11 | 1 | 11 |
| Jalen Elliott | S | 12 | 12 | 12 |
| Jay Hayes | DL | 12 | 12 | 12 |
| Donte Vaughn | CB | 0 | 0 | 4 |
| Troy Pride Jr. | CB | 3 | 3 | 6 |
| Shaun Crawford | CB | 1 | 0 | 3 |

NOTRE DAME

Rushing

| | |
|--|--|
| Had 500 or more yards: | at Boston College, 2017 (515) |
| Had 450-499 or more yards: | vs. Massachusetts, 2015 (457) |
| Had 400-449 or more yards: | vs. Temple, 2017 (422) |
| Had 300-399 or more yards: | vs. Wake Forest, 2017 (380) |
| Had 70 or more rushing attempts: | vs. Michigan State, 1991 (76) |
| Had 60 or more rushing attempts: | vs. Navy, 2007 (63) |
| Had 50 or more rushing attempts: | vs. NC State, 2017 (54) |
| Had eight or more rush TDs: | vs. Pittsburgh, 1965 (9) |
| Had seven rush TDs: | at Boston College, 2017 (7) |
| Had six rush TDs: | vs. Massachusetts, 2015 (6) |
| Had five rush TDs: | vs. USC, 2017 (5) |
| Had four rush TDs: | vs. Wake Forest, 2017 (4) |
| Had two players with 200 rush yards in a game: | at Boston College, 2017 (Josh Adams 229, Brandon Wimbush 207) |
| Had three players with 100 rush yards in a game: | vs. Temple, 2017 (Josh Adams 161, DeShone Kizer 124, Brandon Wimbush 106) |
| Had two players with 100 rush yards in a game: | vs. USC, 2017 (Josh Adams 191, Brandon Wimbush 106) |

Passing

| | |
|---------------------------------------|-----------------------------|
| Had 500 or more yards: | at USC, 1970 (526) |
| Had 400-499 yards: | vs. Syracuse, 2016 (471) |
| Had 300-399 yards: | vs. Wake Forest, 2017 (330) |
| Had 50 or more pass attempts: | at Florida State, 2014 (52) |
| Had 40-49 pass attempts: | vs. Georgia, 2017 (40) |
| Had 30-39 pass attempts: | vs. Wake Forest, 2017 (38) |
| Had 35-39 pass completions: | at Clemson, 2015 (35) |
| Had 30-34 pass completions: | at Florida State, 2014 (31) |
| Had 25-29 pass completions: | vs. Purdue, 2014 (25) |
| Had six or more passing TDs: | vs. BYU, 2005 (6) |
| Had five or more passing TDs: | at Texas, 2016 (5) |
| Had four or more passing TDs: | vs. Syracuse, 2014 (4) |
| Had three or more passing TDs: | vs. Miami (Ohio), 2017 (3) |
| Had five or more passes intercepted: | vs. USC, 1967 (7) |
| Had four or more passes intercepted: | at Arizona State, 2014 (4) |
| Had three or more passes intercepted: | at Miami, Fla., 2017 (3) |

Receiving

| | |
|---|--|
| Had two players with 100 receiving yards in a game: | vs. Stanford, 2017 (Kevin Stepherson - 112, Equanimeous St. Brown - 111) |
| Had a player with over 150 receiving yards in a game: | vs. Wake Forest, 2017 (Chase Claypool - 180) |
| Had two players with 10 catches in a game: | vs. BYU, 2005 (Maurice Stovall - 14, Jeff Samardzija - 10) |

Combination Offense

| | |
|---|--|
| Had a 400-yard passer and 100-yard rusher in a game: | vs. Syracuse, 2016 (DeShone Kizer - 471, Josh Adams - 102) |
| Had a 300-yard passer and 100-yard rusher in a game: | vs. Syracuse, 2016 (DeShone Kizer - 471, Josh Adams - 102) |
| Had a 400-yard passer and 100-yard receiver in a game: | vs. Syracuse, 2016 (DeShone Kizer - 471, Equanimeous St. Brown - 182) |
| Had a 300-yard passer and 100-yard receiver in a game: | vs. Syracuse, 2016 (DeShone Kizer - 471, Equanimeous St. Brown - 182) |
| Had a 400-yard passer, 100-yard rusher and 100-yard receiver in a game: | vs. Syracuse, 2016 (DeShone Kizer - 471, Josh Adams - 102, Equanimeous St. Brown - 182) |
| Had a 300-yard passer, 100-yard rusher and 100-yard receiver in a game: | vs. Syracuse, 2016 (DeShone Kizer - 471, Josh Adams - 102, Equanimeous St. Brown - 182) |
| Had a 200-yard passer, 100-yard rusher and 100-yard receiver in a game: | vs. Wake Forest, 2017 (Brandon Wimbush - 280, Brandon Wimbush - 110, Chase Claypool - 180) |
| Had a 400-yard passer and 100-yard rusher in a game: | vs. Syracuse, 2016 (DeShone Kizer - 471, Josh Adams - 102) |
| Had a 300-yard passer and 100-yard rusher in a game: | vs. Syracuse, 2016 (DeShone Kizer - 471, Josh Adams - 102) |
| Had a 200-yard passer and 100-yard rusher in a game: | vs. Wake Forest, 2017 (Brandon Wimbush - 280, Brandon Wimbush - 110) |
| Had a 100-yard receiver and 100-yard rusher in a game: | vs. Navy, 2017 (Kevin Stepherson - 103, Josh Adams - 106) |

Total Offense

| | |
|--|-------------------------------|
| Had 700 or more yards total offense: | vs. Wake Forest, 2017 (710) |
| Had 650-699 or more yards total offense: | vs. Syracuse, 2016 (654) |
| Had 600-649 or more yards total offense: | at Boston College, 2017 (611) |
| Had 500-599 yards total offense: | vs. Miami (Ohio), 2017 (503) |
| Had 400-499 yards total offense: | at Stanford, 2017 (415) |
| Had 100 or more plays total offense: | vs. Pittsburgh, 2012 (104) |
| Had 85-99 plays total offense: | at North Carolina, 2017 (88) |
| Had 75-84 plays total offense: | vs. Wake Forest, 2017 (84) |

Scoring

| | |
|--|--|
| Scored 60 or more points: | vs. Massachusetts, 2015 (62) |
| Scored 50-59 points: | vs. Miami (Ohio), 2017 (52) |
| Scored 40-49 points: | vs. Wake Forest, 2017 (48) |
| Scored 30-39 points: | vs. NC State, 2017 (35) |
| Scored a two-point conversion: | at Miami, Fla., 2017 |
| Allowed 60 or more points: | Never |
| Allowed 50-59 points: | at Texas, 2016 (50) |
| Allowed 40-49 points: | at USC, 2016 (45) |
| Allowed 30-39 points: | vs. Wake Forest, 2017 (38) |
| Was held scoreless: | at Boston College, 2008 (17-0) |
| Was held scoreless at home: | USC, 2007 (38-0) |
| Was held scoreless on the road: | at Boston College, 2008 (17-0) |
| Was held without offensive touchdown: | at NC State, 2016 (10-3) |
| Was held without offensive touchdown on the road: | at NC State, 2016 (10-3) |
| Was held without offensive touchdown at home: | vs. USC, 2007 (38-0) |
| Held opponent scoreless: | vs. Michigan, 2014 (31-0) |
| Held opponent scoreless at home: | vs. Michigan, 2014 (31-0) |
| Held opponent scoreless on the road: | at Purdue, 1993 (17-0) |
| Held opponent without offensive touchdown: | at NC State, 2016 (10-3) |
| Held opponent without offensive touchdown on the road: | at NC State, 2016 (10-3) |
| Held opponent without offensive touchdown at home: | vs. Texas, 2015 (38-3) |
| Held opponent scoreless at neutral site: | vs. Maryland (Giants Stadium - East Rutherford, NJ), 2002 (22-0) |
| Held two or more opponents scoreless in a season: | 2002 vs. Maryland (22-0) vs. Rutgers (42-0) |
| Held three or more opponents scoreless in a season: | 1976 vs. Purdue (23-0) at Northwestern (49-0), vs. Oregon (41-0) |
| Held four or more opponents scoreless in a season: | 1966 vs. Army (35-0) vs. North Carolina (32-0), at Oklahoma (38-0), vs. Pittsburgh (40-0) vs. Duke (64-0), at USC (51-0) |
| Held five or more opponents scoreless in a season: | 1966 vs. Army (35-0) vs. North Carolina (32-0), at Oklahoma (38-0), vs. Pittsburgh (40-0) vs. Duke (64-0), at USC (51-0) |
| Held six or more opponents scoreless in a season: | 1966 vs. Army (35-0) vs. North Carolina (32-0), at Oklahoma (38-0), vs. Pittsburgh (40-0) vs. Duke (64-0), at USC (51-0) |
| Had multiple players with multiple TDs in a game: | at Boston College, 2017 (Brandon Wimbush - 4, Josh Adams - 2) |

Turnovers

| | |
|---|---|
| Did not commit a turnover: | vs. Navy, 2017 |
| Committed six or more turnovers: | vs. Navy, 1984 (6) |
| Committed five turnovers: | vs. Boston College, 2015 (5) |
| Lost four or more fumbles: | vs. Michigan State, 1999 (4) |
| Lost three fumbles: | at Clemson, 2015 (3) |
| Recorded six or more takeaways: | vs. Michigan, 2012 (6) |
| Recorded five takeaways: | vs. Boston College, 2009 (5) |
| Returned two or more interceptions for TDs: | vs. Stanford, 2002 (2) (Shane Walton - 18 yards, Courtney Watson - 34 yards) |
| Returned an interception for a TD: | vs. NC State, 2017 (1) (Julian Love - 69 yards) |
| Returned a fumble for a TD: | vs. Northwestern, 2012 (1) (Austin Collinsworth - 32 yards) |

Defense

| | |
|--|--|
| Held opponent 50 or fewer rushing yards: | vs. NC State, 2017 (50) |
| Held opponent to 100 or fewer passing yards: | vs. Navy, 2016 (41) |
| Held opponent to 101-200 passing yards: | at Stanford, 2017 (176) |
| Held opponent to 201-300 yards total offense: | vs. NC State, 2017 (263) |
| Held opponent to 200 or fewer yards total offense: | at NC State, 2016 (198) |
| Intercepted five or more passes: | vs. Michigan, 2012 (5) |
| Intercepted four passes: | vs. Rutgers (Pinstripe Bowl), 2013 (4) |
| Intercepted three passes: | vs. Michigan, 2014 (3) |
| Forced five or more fumbles: | vs. Washington, 2004 (5) |
| Forced four fumbles: | at UCLA, 2007 (4) |
| Forced three fumbles: | at NC State, 2016 (3) |
| Scored a safety: | at North Carolina, 2017 |
| Recorded nine or more sacks: | vs. Rutgers, 1996 (9) |
| Recorded eight sacks: | vs. Hawai'i (Hawai'i Bowl), 2008 (8) |
| Recorded seven sacks: | at Stanford, 2005 (7) |
| Recorded six sacks: | vs. Arizona State, 2013 (6) |
| Recorded five sacks: | vs. USC, 2017 (5) |
| Held opponent to 10 or fewer first downs: | vs. Texas, 2015 (8) |

Special Teams

| | |
|---|--|
| Returned a punt for a TD: | vs. Massachusetts, 2015 (C.J. Sanders, 50 yards) |
| Returned a blocked punt for a TD: | vs. USC, 2015 (Amir Carlisle, 5 yards) |
| Returned a kickoff for a TD: | vs. Syracuse, 2016 (C.J. Sanders, 93 yards) |
| Returned a blocked FG for a TD: | at Air Force, 2006 (Terrail Lambert, 76 yards) |
| Blocked a punt: | vs. USC, 2015 (Equineameous St. Brown) |
| Punted 10 or more times: | USC, 2007 (10) |
| Did not punt: | vs. Navy, 2013 |
| Blocked a field goal: | vs. LSU (Music City Bowl), 2014 (Isaac Rochell) |
| Had a field goal blocked: | at Texas, 2016 |
| Blocked a PAT kick: | vs. Syracuse, 2016 (Jarron Jones) |
| Scored on a blocked PAT attempt: | vs. Syracuse, 2016 (Cole Luke) |
| Missed a kicking PAT: | vs. Nevada, 2016 |
| Had a kicking PAT blocked: | vs. Northwestern, 2014 |
| Opponent scored on a blocked PAT attempt: | vs. Northwestern, 2014 |
| Had a punt blocked: | vs. NC State, 2017 |

Miscellaneous

| | |
|--|------------------------------------|
| Had 30 or more first downs: | vs. Wake Forest, 2017 (30) |
| Had 25-29 first downs: | vs. NC State, 2017 (25) |
| Had 20-24 first downs: | vs. USC, 2017 (23) |
| Was not penalized: | at LSU, 1997 |
| Had 10 or more penalties: | at North Carolina, 2017 (10) |
| Had 120 or more yards in penalties: | at Rutgers, 2000 (120) |
| Had 40 minutes or more of possession time: | vs. Washington State, 2009 (40:54) |
| Had 35-40 minutes of possession time: | at North Carolina, 2017 (36:32) |
| Was involved in a tie game: | at USC, 1994 (17-17) |
| Was involved in an overtime game: | at Texas, 2016 (47-50) |
| Was involved in a double overtime game: | at Texas, 2016 (47-50) |
| Was involved in a triple overtime game: | vs. Pittsburgh, 2012 (29-26) |
| Was involved in a quadruple overtime game: | vs. Pittsburgh, 2008 (33-36) |

A NOTRE DAME PLAYER

Rushing

| | |
|---|--|
| Rushed for 250-299 yards: | Julius Jones at Pittsburgh, 2003 (262) |
| Rushed for 200-249 yards: | Josh Adams vs. NC State, 2017 (202) |
| Rushed for 175-199 yards: | Josh Adams vs. USC, 2017 (191) |
| Rushed for 150-174 yards: | Josh Adams vs. Miami (Ohio), 2017 (159) |
| Rushed for 125-149 yards: | DeShone Kizer at Stanford, 2015 (128) |
| Rushed for 100-124 yards: | Josh Adams vs. Navy, 2017 (106) |
| Quarterback rushed for 200 or more yards: | Brandon Wimbush at Boston College, 2017 (207) |
| Quarterback rushed for 100-199 or more yards: | Brandon Wimbush vs. Wake Forest, 2017 (110) |
| Rushed 40 or more times: | Allen Pinkett at LSU, 1984 (40) |
| Rushed 35-39 times: | Julius Jones vs. BYU, 2003 (35) |
| Rushed 30-34 times: | James Aldridge vs. Navy, 2007 (32) |
| Rushed 25-29 times: | Josh Adams vs. NC State, 2017 (27) |
| Rushed for four or more TDs: | Brandon Wimbush at Boston College, 2017 (4) |
| Rushed for three TDs: | Josh Adams vs. USC, 2017 (3) |
| Rushed for two TDs: | Brandon Wimbush vs. Wake Forest, 2017 (110) (2) |
| Had a run of 90 yards or more: | Josh Adams vs. Wake Forest, 2015 (98) |
| Had a run of 80-89 yards: | Josh Adams vs. USC, 2017 (84) |
| Had a run of 70-79 yards: | Josh Adams vs. NC State, 2017 (77) |
| Had a run of 60-69 yards: | Josh Adams at Boston College, 2017 (65) Brandon Wimbush at Boston College, 2017 (65) Josh Adams at Boston College, 2017 (64) |
| Had a run of 50-59 yards: | Brandon Wimbush vs. Wake Forest, 2017 (50) |

Passing

| | |
|---------------------------------------|---|
| Passed for 500 or more yards: | Joe Theismann at USC, 1970 (526) |
| Passed for 400-499 yards: | DeShone Kizer vs. Syracuse, 2016 (471) |
| Passed for 300-399 yards: | DeShone Kizer vs. Duke, 2016 (381) |
| Attempted 50 or more passes: | Everett Golson at Florida State, 2014 (52) |
| Attempted 40-49 passes: | Brandon Wimbush vs. Georgia, 2017 (40) |
| Attempted 30-39 passes: | Brandon Wimbush vs. Wake Forest, 2017 (30) |
| Completed 30 or more passes: | Everett Golson at Florida State, 2014 (31) |
| Completed 20-29 passes: | Brandon Wimbush vs. Georgia, 2017 (20) |
| Threw six TDs: | Brady Quinn vs. BYU, 2005 (6) |
| Threw five or more TDs: | DeShone Kizer at Texas, 2016 (5) |
| Threw four or more TDs: | Everett Golson vs. Syracuse, 2014 (4) |
| Threw three or more TDs: | Brandon Wimbush vs. Miami (Ohio), 2017 (3) |
| Threw five or more interceptions: | Terry Hanratty vs. USC, 1967 (5) |
| Threw four interceptions: | Everett Golson at Arizona State, 2014 (4) |
| Threw three interceptions: | Tommy Rees vs. Boston College, 2015 (3) |
| Completed a pass of 90 yards or more: | Dayne Crist vs. Michigan, 2010 (95) |
| Completed a pass of 80-89 yards: | Brandon Wimbush at Stanford, 2017 (83) |
| Completed a pass of 70-79 yards: | DeShone Kizer vs. Syracuse, 2016 (79) |
| Completed a pass of 60-69 yards: | DeShone Kizer vs. Syracuse, 2016 (67) |
| Completed a pass of 50-59 yards: | Brandon Wimbush vs. Miami (Ohio), 2017 (54) |

Receiving

| | |
|----------------------------------|---|
| Caught 15 or more passes: | Never |
| Caught 10-14 passes: | Michael Floyd vs. Boston College, 2011 (10) |
| Caught seven to nine passes: | Chase Claypool vs. Wake Forest, 2017 (9) |
| Had 200 or more yards receiving: | Golden Tate at Stanford, 2009 (201) |
| Had 175-199 yards receiving: | Chase Claypool vs. Wake Forest, 2017 (180) |
| Had 150-174 yards receiving: | Will Fuller at Pittsburgh, 2015 (152) |
| Had 100-149 yards receiving: | Kevin Stepherson at Stanford, 2017 (112) Equanimeous St. Brown at Stanford, 2017 (111) |
| Caught four or more TDs: | Maurice Stovall vs. BYU, 2005 (4) |
| Caught three TDs: | Will Fuller at Pittsburgh, 2015 (3) |
| Caught two TDs: | Kevin Stepherson vs. Navy, 2017 (2) |

Total Offense

| | |
|---|--|
| Had 500 or more yards total offense: | Joe Theismann at USC, 1970 (512) |
| Had 400-499 yards total offense: | DeShone Kizer vs. Syracuse, 2016 (472) |
| Had 100 yards both passing and rushing: | Brandon Wimbush vs. Wake Forest, 2017 (280 passing, 110 rushing) |

Scoring

| | |
|---------------------------------------|---|
| Accounted for six or more touchdowns: | DeShone Kizer at Texas, 2016 (1 rushing, 5 passing) |
| Accounted for five touchdowns: | Everett Golson vs. Rice, 2014 (3 rushing, 2 passing) |
| Accounted for four touchdowns: | Brandon Wimbush vs. USC, 2017 (2 passing, 2 rushing) |
| Accounted for three touchdowns: | Brandon Wimbush vs. Navy, 2017 (1 rushing, 2 passing) |

Defense

| | |
|-----------------------------------|--|
| Intercepted three or more passes: | Harrison Smith vs. Miami (Fla.), 2010 (3) |
| Intercepted two passes: | Shaun Crawford at Boston College, 2017 (2) |
| Recovered three or more fumbles: | Never |
| Forced two fumbles: | Maurice Crum, Jr. at UCLA, 2007 (2) |
| Recovered two fumbles: | Brian Smith vs. Michigan, 2008 (2) |
| Recorded 20 or more tackles: | Manti Te'o vs. Stanford, 2010 (21) |
| Recorded 15-20 tackles: | Greer Martini vs. Navy, 2017 (15) |
| Recorded 10-14 tackles: | Julian Love vs. Navy, 2017 (14) |
| Recorded 4.0 or more sacks: | Victor Abiamiri at Stanford, 2005 (4.0) |
| Recorded 3.0-3.5 sacks: | Romeo Okwara vs. Wake Forest, 2015 (3.0) |
| Recorded 2.0-2.5 sacks: | Kahlid Kareem vs. USC, 2017 (2.0) |

Special Teams

| | |
|---|--|
| Scored 17 or more points kicking: | Kyle Brindza vs. Rutgers (Pinstripe Bowl), 2013 (17) |
| Scored 15-16 points kicking: | Kyle Brindza at USC, 2012 (16) |
| Scored 10-14 points kicking: | Justin Yoon vs. Wake Forest, 2017 (12) |
| Kicked five or more field goals: | Kyle Brindza vs. Rutgers (Pinstripe Bowl), 2013 (5) |
| Kicked four field goals: | Justin Yoon vs. Georgia, 2017 (4) |
| Kicked two field goals of 50 or more yards: | Never |
| Kicked a field goal of 50 or more yards: | Justin Yoon vs. Navy, 2015 (52) |
| Kicked a punt 70 or more yards: | Tyler Newsome vs. Michigan State, 2016 (71) |
| Kicked a punt 60-69 yards: | Tyler Newsome at USC, 2016 (62) |
| Punted 10 or more times: | Geoff Price vs. USC, 2007 (10) |
| Totaled 175 or more kickoff return yards: | C.J. Sanders at Stanford, 2015 (182) |
| Totaled 100 or more punt return yards: | Golden Tate at Pittsburgh, 2009 (101) |

AN OPPOSING TEAM

Rushing

| | |
|--|---|
| Had 400 or more yards: | Pittsburgh, 1975 (411) |
| Had 300-399 yards: | Navy, 2015 (318) |
| Had 200-299 yards: | Navy, 2017 (277) |
| Had 50 or more rushing attempts: | Navy, 2017 (272) |
| Had five or more rush TDs: | Texas, 2016 (5) |
| Had four rush TDs: | Ohio State (Fiesta Bowl), 2015 (4) |
| Had two or more players with 100 rush yards in a game: | BYU, 2013 (Taysom Hill - 101, Paul Lasike - 101) |

Passing

| | |
|----------------------------------|---------------------------|
| Had 400 or more yards: | USC, 2015 (440) |
| Had 300-399 yards: | Wake Forest, 2017 (331) |
| Had 60 or more pass attempts: | Tennessee, 1990 (60) |
| Had 50-59 pass attempts: | Michigan State, 2017 (51) |
| Had 40-49 pass attempts: | Wake Forest, 2017 (45) |
| Had 30 or more pass completions: | Michigan State, 2017 (31) |
| Had five or more passing TDs: | USC, 2014 (6) |
| Had four passing TDs: | Stanford, 2015 (4) |
| Had three passing TDs: | Duke, 2016 (3) |

Receiving

| | |
|---|---|
| Had two players with 100 receiving yards in a game: | USC, 2009 (Anthony McCoy 153, Damien Williams 108) |
|---|---|

Total Offense

| | |
|--------------------------------------|------------------------------------|
| Had 600 or more yards total offense: | Ohio State, 2006 Fiesta Bowl (617) |
| Had 500-599 yards total offense: | Wake Forest, 2017 (587) |
| Had 400-499 yards total offense: | at Michigan State, 2017 (496) |
| Had 90 or more plays: | USC, 2014 (93) |
| Had 80-89 plays: | Navy, 2017 (80) |
| Had 75-79 plays: | Michigan State, 2016 (78) |

Scoring

| | |
|--------------------------------|------------------------|
| Scored 60 or more points: | Never |
| Scored 50-59 points: | Texas, 2016 (50) |
| Scored 40-49 points: | Miami, Fla., 2017 (41) |
| Scored 30-39 points: | Stanford, 2017 (38) |
| Scored a two-point conversion: | Georgia Tech, 2015 |

Turnovers

| | |
|------------------------------------|---|
| Did not commit a turnover: | Miami, Fla., 2017 |
| Had three or more fumbles lost: | Navy, 2012 (3) |
| Intercepted five or more passes: | USC, 1967 (7) |
| Intercepted four passes: | Arizona State, 2014 (4) |
| Intercepted three passes: | Miami, Fla., 2017 |
| Returned an interception for a TD: | at Miami, Fla., 2017 (Trajan Bandy - 65 yards) |
| Returned a fumble for a TD: | Pittsburgh, 2015 (Ejuan Price - 32 yards) |

Defense

| | |
|--|------------------------------|
| Held ND to 10 or fewer first downs: | at NC State, 2016 (10) |
| Scored a safety: | vs. Stanford, 2016 |
| Held ND to 50 or fewer rushing yards: | at Arizona State, 2014 (41) |
| Held ND to 101-200 passing yards: | vs. Navy, 2017 (164) |
| Held ND to 100 or fewer passing yards: | at Boston College, 2017 (96) |
| Held ND to 201-300 yards total offense: | at Miami, Fla., 2017 (261) |
| Held ND to 200 or fewer yards total offense: | at NC State, 2016 (113) |

Special Teams

| | |
|--|--|
| Returned a punt for a TD: | at USC, 2016 (Adore Jackson - 55 yards) |
| Returned a blocked punt for a TD: | NC State, 2017 (Germaine Pratt - 0 yards) |
| Returned a kickoff for a TD: | at USC, 2016 (Adore Jackson - 97 yards) |
| Returns a punt for TD and kickoff for TD in same game: | at USC, 2016 (Adore Jackson - 55 yd PR; 97 yd TD) |
| Punted 10 or more times: | Boston College, 2010 (11) |
| Did not punt: | Miami (Fla.), 1985 |
| Missed a kicking PAT: | Massachusetts, 2015 |

Miscellaneous

| | |
|--|--|
| Had 30 or more first downs: | Wake Forest, 2017 (34) |
| Had 20-29 first downs: | at Michigan State, 2017 (26) |
| Had 10 or more penalties: | NC State, 2017 (12) |
| Had 100 or more yards in penalties: | Georgia, 2017 (127) |
| Had 35 minutes or more of possession time: | Navy, 2017 (42:42) |
| Had one 100-yard receiver and one 100-yard rusher: | Wake Forest, 2017 (Matt Colburn, 120 rushing; Anthony Bachman, 116 receiving) |

AN OPPOSING PLAYER

Rushing

| | |
|-------------------------------|--------------------------------------|
| Rushed for 300 or more yards: | Tony Dorsett, Pittsburgh, 1975 (303) |
| Rushed for 200-299 yards: | Alexander Teich, Navy, 2010 (210) |
| Rushed for 150-199 yards: | Tyler Gaffney, Stanford, 2013 (189) |

| | |
|--------------------------------|--|
| Rushed for 100-149 yards: | Bryce Love, Stanford, 2017 (125) |
| Rushed 40 or more times: | Craig Heyward, Pittsburgh, 1987 (42) |
| Rushed 30-39 times: | Tyler Gaffney, Stanford, 2013 (33) |
| Rushed 25-29 times: | Ezekiel Elliott, Ohio State (Fiesta Bowl), 2015 (27) |
| Rushed for five or more TDs: | Walter Reyes, Syracuse, 2003 (5) |
| Rushed for four TDs: | Ezekiel Elliott, Ohio State (Fiesta Bowl), 2015 (4) |
| Rushed for three TDs: | Tyrone Swoopes, Texas, 2016 (3) |
| Rushed for two TDs: | DeeJay Dallas, Miami, Fla., 2017 (2) |
| Had a run of 80 yards or more: | Jeff Smith, Boston College, 2015 (80) |
| Had a run of 70-79 yards: | Gerald Holmes, Michigan State, 2016 (73) |
| Had a run of 60-69 yards: | Ronald Jones II, USC, 2015 (65) |
| Had a run of 50-59 yards: | Brian Lewerke, at Michigan State, 2017 (52) |

Passing

| | |
|---------------------------------------|---|
| Passed for 500 or more yards: | Never |
| Passed for 400-499 yards: | Matt Leinart, USC, 2004 (400) |
| Passed for 300-399 yards: | John Wolford, Wake Forest, 2017 (331) |
| Attempted 60 or more passes: | Andy Kelly, Tennessee, 1990 (60) |
| Attempted 50-59 passes: | Brian Lewerke, at Michigan State, 2017 (51) |
| Attempted 40-49 passes: | John Wolford, Wake Forest, 2017 (45) |
| Completed 30 or more passes: | Brian Lewerke, at Michigan State, 2017 (31) |
| Completed 20-29 passes: | John Wolford, Wake Forest, 2017 (28) |
| Threw six or more TDs: | Cody Kessler, USC, 2014 (6) |
| Threw five TDs: | Matt Leinart, USC, 2004 (5) |
| Threw four TDs: | K.J. Costello, Stanford, 2017 (4) |
| Threw three TDs: | Daniel Jones, Duke, 2016 (3) |
| Completed a pass of 90 yards or more: | Kyle Orton, Purdue, 2004 (97) |
| Completed a pass of 80-89 yards: | Cody Kessler, USC, 2015 (83) |
| Completed a pass of 70-79 yards: | Eric Dungey, Syracuse, 2016 (72) |
| Completed a pass of 60-69 yards: | Daniel Jones, Duke, 2016 (64) |
| Completed a pass of 50-59 yards: | Sam Darnold, at USC, 2016 (52) |

Receiving

| | |
|----------------------------------|--|
| Caught 15 or more passes: | Jalen Saunders, Oklahoma, 2012 (15) |
| Caught 10-14 passes: | Canaan Severin, Virginia, 2015 (11) |
| Caught seven to nine passes: | Anthony Bachman, Wake Forest, 2017 (8) Scotty Washington, Wake Forest, 2017 (8) |
| Had 200 or more yards receiving: | Selwyn Lymon, Purdue, 2006 (238) |
| Had 150-199 yards receiving: | Canaan Severin, Virginia, 2015 (153) |
| Had 100-149 yards receiving: | Anthony Bachman, Wake Forest, 2017 (116) |
| Caught three or more TD passes: | Jeremy Gallon, Michigan, 2013 (3) |
| Caught two TD passes: | James Gardner, Miami (Ohio), 2017 (2) |

Scoring

| | |
|---------------------------------------|--|
| Accounted for six or more touchdowns: | Cody Kessler, USC, 2014 (6 passing, 0 rushing) |
| Accounted for five touchdowns: | Eric Dungey, Syracuse, 2016 (2 passing, 3 rushing) |
| Accounted for four touchdowns: | K.J. Costello, Stanford, 2017 (4 passing, 0 rushing) |
| Accounted for three touchdowns: | John Wolford, Wake Forest, 2017 (2 passing, 1 rushing) |

Defense

| | |
|-----------------------------------|---|
| Intercepted three or more passes: | Rod Johnson, North Carolina State, 2003 (3) |
| Intercepted two passes: | Justin Simmons, Boston College, 2015 (2) |
| Recorded three or more sacks: | Bradley Chubb, NC State, 2016 (3.0) |
| Recorded two sacks: | Harrison Phillips, Stanford, 2017 (2.0) |

Special Teams

| | |
|--|--|
| Kicked four or more field goals: | Jack Mitchell, Northwestern, 2014 (4) |
| Kicked a field goal 50 or more yards: | Matt Payne, BYU, 2004 (53) |
| Kicked a punt of 65 or more yards: | Jake Bailey, Stanford, 2017 (65) |
| Totaled 100 or more kick return yards: | Cameron Scarlett, Stanford, 2017 (104) |

| Team Statistics | ND | OPP |
|--------------------------------|--------------|--------------|
| SCORING | 424 | 262 |
| Points Per Game | 35.3 | 21.8 |
| Points Off Turnovers | 108 | 55 |
| FIRST DOWNS | 256 | 239 |
| Rushing | 135 | 100 |
| Passing | 96 | 120 |
| Penalty | 25 | 19 |
| RUSHING YARDAGE | 3349 | 1838 |
| Yards gained rushing | 3571 | 2110 |
| Yards lost rushing | 222 | 272 |
| Rushing Attempts | 526 | 464 |
| Average Per Rush | 6.4 | 4.0 |
| Average Per Game | 279.1 | 153.2 |
| TDs Rushing | 35 | 9 |
| PASSING YARDAGE | 2110 | 2562 |
| Comp-Att-Int | 165-324-9 | 233-412-10 |
| Average Per Pass | 6.5 | 6.2 |
| Average Per Catch | 12.8 | 11.0 |
| Average Per Game | 175.8 | 213.5 |
| TDs Passing | 18 | 21 |
| TOTAL OFFENSE | 5459 | 4400 |
| Total Plays | 850 | 876 |
| Average Per Play | 6.4 | 5.0 |
| Average Per Game | 454.9 | 366.7 |
| KICK RETURNS: #-Yards | 33-691 | 54-1265 |
| PUNT RETURNS: #-Yards | 24-156 | 24-223 |
| INT RETURNS: #-Yards | 10-209 | 9-154 |
| KICK RETURN AVERAGE | 20.9 | 23.4 |
| PUNT RETURN AVERAGE | 6.5 | 9.3 |
| INT RETURN AVERAGE | 20.9 | 17.1 |
| FUMBLES-LOST | 11-6 | 14-10 |
| PENALTIES-Yards | 71-618 | 80-690 |
| Average Per Game | 51.5 | 57.5 |
| PUNTS-Yards | 61-2585 | 70-3016 |
| Average Per Punt | 42.4 | 43.1 |
| Net punt average | 37.4 | 39.1 |
| KICKOFFS-Yards | 79-4916 | 55-3360 |
| Average Per Kick | 62.2 | 61.1 |
| Net kick average | 39.3 | 40.3 |
| TIME OF POSSESSION/Game | 28:02 | 31:58 |
| 3RD-DOWN Conversions | 78/179 | 63/188 |
| 3rd-Down Pct | 44% | 34% |
| 4TH-DOWN Conversions | 10/17 | 11/23 |
| 4th-Down Pct | 59% | 48% |
| SACKS BY-Yards | 22-123 | 25-113 |
| MISC YARDS | 0 | 0 |
| TOUCHDOWNS SCORED | 55 | 32 |
| FIELD GOALS-ATTEMPTS | 12-16 | 13-19 |
| ON-SIDE KICKS | 0-0 | 0-3 |
| RED-ZONE SCORES | (41-45) 91% | (35-43) 81% |
| RED-ZONE TOUCHDOWNS | (34-45) 76% | (23-43) 53% |
| PAT-ATTEMPTS | (54-54) 100% | (29-29) 100% |
| ATTENDANCE | 543354 | 288178 |
| Games/Avg Per Game | 7/77622 | 5/57636 |
| Neutral Site Games | | 0/0 |

| Score by Quarters | 1st | 2nd | 3rd | 4th | OT | Total |
|--------------------------|------------|------------|------------|------------|-----------|--------------|
| Notre Dame | 111 | 133 | 104 | 76 | 0 | 424 |
| Opponents | 54 | 79 | 60 | 69 | 0 | 262 |

SEASON

CAREER

| Rushing | gp | att | gain | loss | net | avg | td | lg | avg/g | gp | att | gain | loss | net | avg | td | lg | avg/g |
|-------------------|----|-----|------|------|------|------|----|----|-------|----|-----|------|------|------|------|----|----|-------|
| ADAMS, Josh | 12 | 191 | 1430 | 44 | 1386 | 7.3 | 9 | 84 | 115.5 | 37 | 466 | 3254 | 100 | 3154 | 6.8 | 20 | 98 | 85.2 |
| WIMBUSH, Brandon | 11 | 137 | 902 | 137 | 765 | 5.6 | 14 | 65 | 69.5 | 13 | 144 | 1011 | 150 | 861 | 6.0 | 15 | 65 | 66.2 |
| McINTOSH, Deon | 8 | 65 | 379 | 11 | 368 | 5.7 | 5 | 45 | 46.0 | 8 | 65 | 379 | 11 | 368 | 5.7 | 5 | 45 | 46.0 |
| WILLIAMS, Dexter | 9 | 37 | 325 | 1 | 324 | 8.8 | 4 | 66 | 36.0 | 28 | 97 | 621 | 16 | 605 | 6.2 | 8 | 66 | 21.6 |
| JONES JR, Tony | 11 | 43 | 234 | 2 | 232 | 5.4 | 3 | 32 | 21.1 | 11 | 43 | 234 | 2 | 232 | 5.4 | 3 | 32 | 21.1 |
| BOOK, Ian | 9 | 26 | 174 | 3 | 171 | 6.6 | 0 | 43 | 19.0 | 9 | 26 | 174 | 3 | 171 | 6.6 | 0 | 43 | 19.0 |
| STEPHERSON, Kevin | 8 | 5 | 76 | 0 | 76 | 15.2 | 0 | 35 | 9.5 | 20 | 5 | 76 | 0 | 76 | 15.2 | 0 | 35 | 3.8 |
| HOLMES, C.J. | 8 | 8 | 33 | 1 | 32 | 4.0 | 0 | 10 | 4.0 | 8 | 8 | 33 | 1 | 32 | 4.0 | 0 | 10 | 4.0 |
| YOUNG, Michael | 12 | 1 | 6 | 0 | 6 | 6.0 | 0 | 6 | 0.5 | 12 | 1 | 6 | 0 | 6 | 6.0 | 0 | 6 | 0.5 |
| SMITH, Cam | 5 | 2 | 12 | 7 | 5 | 2.5 | 0 | 12 | 1.0 | 5 | 2 | 12 | 7 | 5 | 2.5 | 0 | 12 | 1.0 |
| SANDERS, C.J. | 12 | 1 | 0 | 0 | 0 | 0.0 | 0 | 0 | 0.0 | 37 | 5 | 22 | 0 | 22 | 4.4 | 0 | 12 | 0.6 |
| CLAYPOOL, Chase | 12 | 2 | 0 | 3 | -3 | -1.5 | 0 | 0 | -0.2 | 24 | 3 | 9 | 3 | 6 | 2.0 | 0 | 9 | 0.2 |
| TEAM | 6 | 8 | 0 | 13 | -13 | -1.6 | 0 | 0 | -2.2 | | | | | | | | | |
| Total | 12 | 526 | 3571 | 222 | 3349 | 6.4 | 35 | 84 | 279.1 | | | | | | | | | |
| Opponents | 12 | 464 | 2110 | 272 | 1838 | 4.0 | 9 | 52 | 153.2 | | | | | | | | | |

| Passing | gp | effic | comp-att-int | pct | yds | td | lg | avg/g | gp | effic | comp-att-int | pct | yds | td | lg | avg/g |
|------------------|----|--------|--------------|------|------|----|----|-------|----|--------|--------------|------|------|----|----|-------|
| WIMBUSH, Brandon | 11 | 122.29 | 133-267-6 | 49.8 | 1818 | 16 | 83 | 165.3 | 13 | 121.67 | 136-272-6 | 50.0 | 1835 | 16 | 83 | 141.2 |
| BOOK, Ian | 9 | 102.01 | 32-56-3 | 57.1 | 292 | 2 | 48 | 32.4 | 9 | 102.01 | 32-56-3 | 57.1 | 292 | 2 | 48 | 32.4 |
| TEAM | 6 | 0.00 | 0-1-0 | 0.0 | 0 | 0 | 0 | 0.0 | | | | | | | | |
| Total | 12 | 118.41 | 165-324-9 | 50.9 | 2110 | 18 | 83 | 175.8 | | | | | | | | |
| Opponents | 12 | 120.75 | 233-412-10 | 56.6 | 2562 | 21 | 42 | 213.5 | | | | | | | | |

| Receiving | gp | no. | yds | avg | td | lg | avg/g | gp | no. | yds | avg | td | lg | avg/g |
|-------------------|----|-----|------|------|----|----|-------|----|-----|------|------|----|----|-------|
| ST. BROWN, E. | 12 | 31 | 468 | 15.1 | 4 | 75 | 39.0 | 31 | 90 | 1437 | 16.0 | 13 | 79 | 46.4 |
| CLAYPOOL, Chase | 12 | 29 | 402 | 13.9 | 2 | 44 | 33.5 | 24 | 34 | 483 | 14.2 | 2 | 44 | 20.1 |
| STEPHERSON, Kevin | 8 | 19 | 359 | 18.9 | 5 | 83 | 44.9 | 20 | 44 | 821 | 18.7 | 10 | 83 | 41.0 |
| MACK, Alize | 10 | 19 | 166 | 8.7 | 1 | 32 | 16.6 | 23 | 32 | 356 | 11.1 | 1 | 45 | 15.5 |
| SMYTHE, Durham | 12 | 13 | 234 | 18.0 | 1 | 33 | 19.5 | 40 | 26 | 371 | 14.3 | 6 | 33 | 9.3 |
| ADAMS, Josh | 12 | 10 | 82 | 8.2 | 0 | 32 | 6.8 | 37 | 38 | 317 | 8.3 | 2 | 44 | 8.6 |
| BOYKIN, Miles | 11 | 9 | 151 | 16.8 | 1 | 54 | 13.7 | 23 | 15 | 232 | 15.5 | 2 | 54 | 10.1 |
| SMITH, Cam | 5 | 8 | 60 | 7.5 | 1 | 29 | 12.0 | 5 | 8 | 60 | 7.5 | 1 | 29 | 12.0 |
| WEISHAR, Nic | 12 | 7 | 39 | 5.6 | 2 | 12 | 3.2 | 36 | 13 | 105 | 8.1 | 2 | 18 | 2.9 |
| FINKE, Chris | 12 | 5 | 84 | 16.8 | 0 | 48 | 7.0 | 22 | 15 | 206 | 13.7 | 2 | 48 | 9.4 |
| JONES JR, Tony | 11 | 4 | 13 | 3.2 | 0 | 8 | 1.2 | 11 | 4 | 13 | 3.2 | 0 | 8 | 1.2 |
| McINTOSH, Deon | 8 | 3 | 8 | 2.7 | 0 | 11 | 1.0 | 8 | 3 | 8 | 2.7 | 0 | 11 | 1.0 |
| KMET, Cole | 12 | 2 | 14 | 7.0 | 0 | 11 | 1.2 | 12 | 2 | 14 | 7.0 | 0 | 11 | 1.2 |
| WILLIAMS, Dexter | 9 | 2 | 13 | 6.5 | 1 | 8 | 1.4 | 28 | 6 | 29 | 4.8 | 1 | 8 | 1.0 |
| YOUNG, Michael | 12 | 2 | 10 | 5.0 | 0 | 6 | 0.8 | 12 | 2 | 10 | 5.0 | 0 | 6 | 0.8 |
| CANTEEN, Freddy | 3 | 1 | 7 | 7.0 | 0 | 7 | 2.3 | 3 | 1 | 7 | 7.0 | 0 | 7 | 2.3 |
| SANDERS, C.J. | 12 | 1 | 0 | 0.0 | 0 | 0 | 0.0 | 37 | 26 | 293 | 11.3 | 2 | 34 | 7.9 |
| Total | 12 | 165 | 2110 | 12.8 | 18 | 83 | 175.8 | | | | | | | |
| Opponents | 12 | 233 | 2562 | 11.0 | 21 | 42 | 213.5 | | | | | | | |

| Total Offense | g | plays | rush | pass | total | avg/g | g | plays | rush | pass | total | avg/g |
|-------------------|----|-------|------|------|-------|-------|----|-------|------|------|-------|-------|
| WIMBUSH, Brandon | 11 | 404 | 765 | 1818 | 2583 | 234.8 | 13 | 416 | 861 | 1835 | 2696 | 207.4 |
| ADAMS, Josh | 12 | 191 | 1386 | 0 | 1386 | 115.5 | 37 | 466 | 3154 | 0 | 3154 | 85.2 |
| BOOK, Ian | 9 | 82 | 171 | 292 | 463 | 51.4 | 9 | 82 | 171 | 292 | 463 | 51.4 |
| McINTOSH, Deon | 8 | 65 | 368 | 0 | 368 | 46.0 | 8 | 65 | 368 | 0 | 368 | 46.0 |
| WILLIAMS, Dexter | 9 | 37 | 324 | 0 | 324 | 36.0 | 28 | 97 | 605 | 0 | 605 | 21.6 |
| JONES JR, Tony | 11 | 43 | 232 | 0 | 232 | 21.1 | 11 | 43 | 232 | 0 | 232 | 21.1 |
| STEPHERSON, Kevin | 8 | 5 | 76 | 0 | 76 | 9.5 | 20 | 5 | 76 | 0 | 76 | 3.8 |
| HOLMES, C.J. | 8 | 8 | 32 | 0 | 32 | 4.0 | 8 | 8 | 32 | 0 | 32 | 4.0 |
| YOUNG, Michael | 12 | 1 | 6 | 0 | 6 | 0.5 | 12 | 1 | 6 | 0 | 6 | 0.5 |
| SMITH, Cam | 5 | 2 | 5 | 0 | 5 | 1.0 | 5 | 2 | 5 | 0 | 5 | 1.0 |
| CLAYPOOL, Chase | 12 | 2 | -3 | 0 | -3 | -0.2 | 24 | 3 | 6 | 0 | 6 | 0.2 |
| TEAM | 6 | 9 | -13 | 0 | -13 | -2.2 | | | | | | |
| Total | 12 | 850 | 3349 | 2110 | 5459 | 454.9 | | | | | | |
| Opponents | 12 | 876 | 1838 | 2562 | 4400 | 366.7 | | | | | | |

| Scoring | SEASON | | | | | CAREER | | | | | | | | | | | | |
|-------------------|--------|-------|-------|------|-----|--------|-----|-----|-----|----|-------|---------|------|-----|------|-----|-----|-----|
| | td | fg | PAT | | | | td | fg | PAT | | | | pts | | | | | |
| | | | kick | rush | rcv | pass | dxp | saf | pts | td | fg | kick | rush | rcv | pass | dxp | saf | pts |
| YOON, Justin | - | 12-16 | 54-54 | - | - | - | - | - | 90 | - | 40-50 | 148-152 | - | - | - | - | - | 268 |
| WIMBUSH, Brandon | 14 | - | - | 1-1 | - | - | - | - | 86 | 15 | - | - | 1-1 | - | - | - | - | 92 |
| ADAMS, Josh | 9 | - | - | - | - | - | - | - | 54 | 22 | - | - | - | - | - | - | - | 132 |
| McINTOSH, Deon | 5 | - | - | - | - | - | - | - | 30 | 5 | - | - | - | - | - | - | - | 30 |
| STEPHERSON, Kevin | 5 | - | - | - | - | - | - | - | 30 | 10 | - | - | - | - | - | - | - | 60 |
| WILLIAMS, Dexter | 5 | - | - | - | - | - | - | - | 30 | 9 | - | - | 0-1 | - | - | - | - | 54 |
| ST. BROWN, E. | 4 | - | - | - | - | - | - | - | 24 | 13 | - | - | - | - | - | - | - | 78 |
| JONES JR, Tony | 3 | - | - | - | - | - | - | - | 18 | 3 | - | - | - | - | - | - | - | 18 |
| LOVE, Julian | 2 | - | - | - | - | - | - | - | 12 | 2 | - | - | - | - | - | - | - | 12 |
| WEISHAR, Nic | 2 | - | - | - | - | - | - | - | 12 | 2 | - | - | - | - | - | - | - | 12 |
| CLAYPOOL, Chase | 2 | - | - | - | - | - | - | - | 12 | 2 | - | - | - | - | - | - | - | 12 |
| SMITH, Cam | 1 | - | - | - | - | - | - | - | 6 | 1 | - | - | - | - | - | - | - | 6 |
| MACK, Alize | 1 | - | - | - | - | - | - | - | 6 | 1 | - | - | - | - | - | - | - | 6 |
| SMYTHE, Durham | 1 | - | - | - | - | - | - | - | 6 | 6 | - | - | - | - | - | - | - | 36 |
| BOYKIN, Miles | 1 | - | - | - | - | - | - | - | 6 | 2 | - | - | - | - | - | - | - | 12 |
| HAYES, Jay | - | - | - | - | - | - | - | 1 | 2 | - | - | - | - | - | - | - | 1 | 2 |
| Total | 55 | 12-16 | 54-54 | 1-1 | - | - | - | 1 | 424 | | | | | | | | | |
| Opponents | 32 | 13-19 | 29-29 | - | 1 | 1-3 | - | - | 262 | | | | | | | | | |

| Punt Returns | no. | yds | avg | td | lg | no. | yds | avg | td | lg |
|--------------|-----|-----|-----|----|----|-----|-----|-----|----|----|
| FINKE, Chris | 24 | 156 | 6.5 | 0 | 41 | 33 | 226 | 6.8 | 0 | 41 |
| Total | 24 | 156 | 6.5 | 0 | 41 | | | | | |
| Opponents | 24 | 223 | 9.3 | 1 | 28 | | | | | |

| Kick Returns | no. | yds | avg | td | lg | no. | yds | avg | td | lg |
|-------------------|-----|------|------|----|----|-----|------|------|----|----|
| SANDERS, C.J. | 28 | 633 | 22.6 | 0 | 52 | 85 | 1998 | 23.5 | 3 | 93 |
| JONES JR, Tony | 2 | 18 | 9.0 | 0 | 16 | 2 | 18 | 9.0 | 0 | 16 |
| YOUNG, Michael | 1 | 18 | 18.0 | 0 | 18 | 1 | 18 | 18.0 | 0 | 18 |
| STEPHERSON, Kevin | 1 | 11 | 11.0 | 0 | 11 | 1 | 11 | 11.0 | 0 | 11 |
| KMET, Cole | 1 | 11 | 11.0 | 0 | 11 | 1 | 11 | 11.0 | 0 | 11 |
| Total | 33 | 691 | 20.9 | 0 | 52 | | | | | |
| Opponents | 54 | 1265 | 23.4 | 0 | 58 | | | | | |

| Interceptions | no. | yds | avg | td | lg | no. | yds | avg | td | lg |
|-----------------|-----|-----|------|----|----|-----|-----|------|----|----|
| LOVE, Julian | 3 | 153 | 51.0 | 2 | 69 | 4 | 155 | 38.8 | 2 | 69 |
| CRAWFORD, Shaun | 2 | 0 | 0.0 | 0 | 0 | 3 | 22 | 7.3 | 0 | 22 |
| OKWARA, Julian | 1 | 5 | 5.0 | 0 | 5 | 1 | 5 | 5.0 | 0 | 5 |
| TRANQUILL, Drue | 1 | 0 | 0.0 | 0 | 0 | 3 | -2 | -0.7 | 0 | 0 |
| PRIDE JR, Troy | 1 | -5 | -5.0 | 0 | 0 | 1 | -5 | -5.0 | 0 | 0 |
| MARTINI, Greer | 1 | 42 | 42.0 | 0 | 42 | 1 | 42 | 42.0 | 0 | 42 |
| WATKINS, Nick | 1 | 14 | 14.0 | 0 | 14 | 1 | 14 | 14.0 | 0 | 14 |
| Total | 10 | 209 | 20.9 | 2 | 69 | | | | | |
| Opponents | 9 | 154 | 17.1 | 1 | 65 | | | | | |

| Fumble Returns | no. | yds | avg | td | lg | no. | yds | avg | td | lg |
|-----------------|-----|-----|------|----|----|-----|-----|------|----|----|
| KAREEM, Khalid | 1 | 16 | 16.0 | 0 | 16 | 1 | 16 | 16.0 | 0 | 16 |
| TRANQUILL, Drue | 1 | 15 | 15.0 | 0 | 15 | 2 | 20 | 10.0 | 0 | 15 |
| Total | 2 | 31 | 15.5 | 0 | 16 | | | | | |
| Opponents | 0 | 0 | 0.0 | 0 | 0 | | | | | |

| All Purpose | SEASON | | | | | | | | CAREER | | | | | | | |
|----------------|--------|------|------|-----|------|-----|-------|-------|--------|------|------|-----|------|-----|-------|-------|
| | g | rush | rcv | pr | kr | ir | total | avg/g | g | rush | rcv | pr | kr | ir | total | avg/g |
| ADAMS, Josh | 12 | 1386 | 82 | 0 | 0 | 0 | 1468 | 122.3 | 37 | 3154 | 317 | 0 | 0 | 0 | 3471 | 93.8 |
| WIMBUSH, Bran | 11 | 765 | 0 | 0 | 0 | 0 | 765 | 69.5 | 13 | 861 | 0 | 0 | 0 | 0 | 861 | 66.2 |
| SANDERS, C.J. | 12 | 0 | 0 | 0 | 633 | 0 | 633 | 52.8 | 37 | 22 | 293 | 307 | 1998 | 0 | 2620 | 70.8 |
| ST. BROWN, E. | 12 | 0 | 468 | 0 | 0 | 0 | 468 | 39.0 | 31 | 0 | 1437 | 18 | 0 | 0 | 1455 | 46.9 |
| STEPHERSON, | 8 | 76 | 359 | 0 | 11 | 0 | 446 | 55.8 | 20 | 76 | 821 | 0 | 11 | 0 | 908 | 45.4 |
| CLAYPOOL, Cha | 12 | -3 | 402 | 0 | 0 | 0 | 399 | 33.2 | 24 | 6 | 483 | 0 | 0 | 0 | 489 | 20.4 |
| McINTOSH, Deo | 8 | 368 | 8 | 0 | 0 | 0 | 376 | 47.0 | 8 | 368 | 8 | 0 | 0 | 0 | 376 | 47.0 |
| WILLIAMS, Dext | 9 | 324 | 13 | 0 | 0 | 0 | 337 | 37.4 | 28 | 605 | 29 | 0 | 87 | 0 | 721 | 25.8 |
| JONES JR, Tony | 11 | 232 | 13 | 0 | 18 | 0 | 263 | 23.9 | 11 | 232 | 13 | 0 | 18 | 0 | 263 | 23.9 |
| FINKE, Chris | 12 | 0 | 84 | 156 | 0 | 0 | 240 | 20.0 | 22 | 0 | 206 | 226 | 85 | 0 | 517 | 23.5 |
| SMYTHE, Durha | 12 | 0 | 234 | 0 | 0 | 0 | 234 | 19.5 | 40 | 0 | 371 | 0 | 0 | 0 | 371 | 9.3 |
| BOOK, Ian | 9 | 171 | 0 | 0 | 0 | 0 | 171 | 19.0 | 9 | 171 | 0 | 0 | 0 | 0 | 171 | 19.0 |
| MACK, Alize | 10 | 0 | 166 | 0 | 0 | 0 | 166 | 16.6 | 23 | 0 | 356 | 0 | 0 | 0 | 356 | 15.5 |
| LOVE, Julian | 12 | 0 | 0 | 0 | 0 | 153 | 153 | 12.8 | 24 | 0 | 0 | 0 | 0 | 155 | 155 | 6.5 |
| BOYKIN, Miles | 11 | 0 | 151 | 0 | 0 | 0 | 151 | 13.7 | 23 | 0 | 232 | -2 | 0 | 0 | 230 | 10.0 |
| SMITH, Cam | 5 | 5 | 60 | 0 | 0 | 0 | 65 | 13.0 | 5 | 5 | 60 | 0 | 0 | 0 | 65 | 13.0 |
| MARTINI, Greer | 11 | 0 | 0 | 0 | 0 | 42 | 42 | 3.8 | 49 | 0 | 0 | 0 | 0 | 42 | 42 | 0.9 |
| WEISHAR, Nic | 12 | 0 | 39 | 0 | 0 | 0 | 39 | 3.2 | 36 | 0 | 105 | 0 | 0 | 0 | 105 | 2.9 |
| YOUNG, Michael | 12 | 6 | 10 | 0 | 18 | 0 | 34 | 2.8 | 12 | 6 | 10 | 0 | 18 | 0 | 34 | 2.8 |
| HOLMES, C.J. | 8 | 32 | 0 | 0 | 0 | 0 | 32 | 4.0 | 8 | 32 | 0 | 0 | 0 | 0 | 32 | 4.0 |
| KMET, Cole | 12 | 0 | 14 | 0 | 11 | 0 | 25 | 2.1 | 12 | 0 | 14 | 0 | 11 | 0 | 25 | 2.1 |
| WATKINS, Nick | 11 | 0 | 0 | 0 | 0 | 14 | 14 | 1.3 | 34 | 0 | 0 | 0 | 0 | 14 | 14 | 0.4 |
| CANTEEN, Fred | 3 | 0 | 7 | 0 | 0 | 0 | 7 | 2.3 | 3 | 0 | 7 | 0 | 0 | 0 | 7 | 2.3 |
| OKWARA, Julian | 11 | 0 | 0 | 0 | 0 | 5 | 5 | 0.5 | 22 | 0 | 0 | 0 | 0 | 5 | 5 | 0.2 |
| PRIDE JR, Troy | 11 | 0 | 0 | 0 | 0 | -5 | -5 | -0.5 | 19 | 0 | 0 | -2 | 0 | -5 | -7 | -0.4 |
| TEAM | 6 | -13 | 0 | 0 | 0 | 0 | -13 | -2.2 | | | | | | | | |
| Total | 12 | 3349 | 2110 | 156 | 691 | 209 | 6515 | 542.9 | | | | | | | | |
| Opponents | 12 | 1838 | 2562 | 223 | 1265 | 154 | 6042 | 503.5 | | | | | | | | |

| Field Goals | att | good | long | blkd | att | good | long | blkd |
|--------------|-----|------|------|------|-----|------|------|------|
| YOON, Justin | 16 | 12 | 46 | 0 | 50 | 40 | 52 | 1 |
| Total | 16 | 12 | 46 | 0 | | | | |
| Opponents | 19 | 13 | 41 | 0 | | | | |

| Punting | no. | yds | avg | lg | blk | no. | yds | avg | lg | blk |
|----------------|-----|------|------|----|-----|-----|------|------|----|-----|
| NEWSOME, Tyler | 59 | 2565 | 43.5 | 59 | 1 | 168 | 7358 | 43.8 | 71 | 3 |
| TEAM | 1 | 0 | 0.0 | 0 | 0 | | | | | |
| RINEY, Jeff | 1 | 20 | 20.0 | 20 | 0 | 1 | 20 | 20.0 | 20 | 0 |
| Total | 61 | 2585 | 42.4 | 59 | 1 | | | | | |
| Opponents | 70 | 3016 | 43.1 | 65 | 0 | | | | | |

| Kickoffs | no. | yds | avg | tb | ob | no. | yds | avg | tb | ob |
|------------------|-----|------|------|----|----|-----|------|------|----|----|
| YOON, Justin | 51 | 3187 | 62.5 | 15 | 2 | 106 | 6592 | 62.2 | 39 | 3 |
| DOERER, Jonathan | 28 | 1729 | 61.8 | 7 | 1 | 28 | 1729 | 61.8 | 7 | 1 |
| Total | 79 | 4916 | 62.2 | 22 | 3 | | | | | |
| Opponents | 55 | 3360 | 61.1 | 18 | 2 | | | | | |

| # | Defensive Leaders | SEASON | | | | | | | | | | CAREER | | | | | | | | | | | |
|----|-------------------|--------|-----|-----|-------|------|------|-----|-----|----|----|--------|----|-----|-----|-------|------|------|-----|-----|----|----|-----|
| | | gp | ua | a | total | tfl | sack | int | pbu | fr | ff | blk | gp | ua | a | total | tfl | sack | int | pbu | fr | ff | blk |
| 4 | CONEY, Te'von | 12 | 50 | 49 | 99 | 13.0 | 3.0 | . | . | 1 | 1 | . | 36 | 89 | 85 | 174 | 15.0 | 3.0 | . | . | 1 | 1 | . |
| 5 | MORGAN, Nyles | 12 | 34 | 49 | 83 | 6.5 | 1.0 | . | 1 | . | 1 | . | 49 | 115 | 126 | 241 | 16.0 | 5.5 | . | 5 | 1 | 2 | . |
| 23 | TRANQUILL, Drue | 12 | 40 | 34 | 74 | 8.5 | 1.5 | 1 | 3 | 3 | 1 | . | 38 | 114 | 81 | 195 | 14.0 | 2.0 | 3 | 7 | 4 | 1 | 1 |
| 48 | MARTINI, Greer | 11 | 38 | 32 | 70 | 3.0 | . | 1 | 1 | . | 2 | . | 49 | 103 | 83 | 186 | 14.5 | 5.0 | 1 | 2 | . | 2 | . |
| 27 | LOVE, Julian | 12 | 42 | 20 | 62 | 1.0 | . | 3 | 17 | . | . | . | 24 | 74 | 33 | 107 | 3.0 | . | 4 | 20 | 1 | 1 | . |
| 99 | TILLERY, Jerry | 12 | 25 | 27 | 52 | 8.5 | 4.0 | . | . | . | 1 | . | 36 | 51 | 50 | 101 | 13.5 | 5.0 | . | . | . | 1 | . |
| 24 | COLEMAN, Nick | 12 | 28 | 14 | 42 | 1.0 | . | . | 3 | . | . | . | 36 | 43 | 21 | 64 | 2.0 | . | . | 6 | . | . | . |
| 21 | ELLIOTT, Jalen | 12 | 23 | 15 | 38 | 0.0 | . | . | 1 | . | . | . | 24 | 30 | 22 | 52 | 0.0 | . | . | 1 | . | . | . |
| 20 | CRAWFORD, Shaun | 12 | 20 | 12 | 32 | 1.5 | 1.5 | 2 | 5 | 2 | 1 | . | 14 | 25 | 13 | 38 | 1.5 | 1.5 | 3 | 5 | 2 | 1 | . |
| 9 | HAYES, Daelin | 12 | 17 | 11 | 28 | 6.5 | 3.0 | . | 1 | 2 | . | . | 24 | 22 | 17 | 39 | 6.5 | 3.0 | . | 2 | 2 | 1 | . |
| 98 | TRUMBETTI, Andrew | 12 | 12 | 15 | 27 | 4.0 | 0.5 | . | 1 | . | . | . | 48 | 48 | 42 | 90 | 12.5 | 2.5 | 1 | 1 | . | . | . |
| 55 | BONNER, Jonathan | 12 | 12 | 15 | 27 | 3.5 | 2.0 | . | . | . | . | . | 34 | 16 | 25 | 41 | 4.5 | 3.0 | . | . | . | 2 | . |
| 7A | WATKINS, Nick | 11 | 22 | 5 | 27 | 0.0 | . | 1 | 8 | . | . | . | 34 | 27 | 8 | 35 | 0.0 | . | 1 | 9 | . | . | . |
| 93 | HAYES, Jay | 12 | 13 | 13 | 26 | 3.5 | 1.0 | . | 2 | 1 | . | . | 25 | 16 | 22 | 38 | 4.0 | 1.0 | . | 2 | 1 | . | . |
| 18 | PRIDE JR, Troy | 11 | 14 | 8 | 22 | 1.0 | . | 1 | 2 | . | . | . | 19 | 24 | 10 | 34 | 1.0 | . | 1 | 2 | 1 | . | . |
| 5A | KAREEM, Khalid | 12 | 10 | 8 | 18 | 5.5 | 3.0 | . | 2 | 1 | . | . | 16 | 10 | 8 | 18 | 5.5 | 3.0 | . | 2 | 1 | . | . |
| 14 | STUDSTILL, Devin | 10 | 6 | 10 | 16 | 0.0 | . | . | . | . | . | . | 22 | 34 | 20 | 54 | 1.0 | . | 1 | . | . | 1 | . |
| 22 | BILAL, Asmar | 12 | 11 | 5 | 16 | 1.5 | . | . | . | . | . | . | 24 | 23 | 22 | 45 | 4.5 | 1.0 | . | . | . | . | . |
| 42 | OKWARA, Julian | 11 | 9 | 7 | 16 | 3.5 | 1.5 | 1 | . | . | 1 | . | 22 | 11 | 9 | 20 | 3.5 | 1.5 | 1 | . | . | 1 | . |
| 95 | TAGOVAILOA-AMOS | 12 | 7 | 5 | 12 | 1.5 | . | . | . | . | . | . | 12 | 7 | 5 | 12 | 1.5 | . | . | . | . | . | . |
| 13 | GENMARK-HEATH, J. | 12 | 6 | 5 | 11 | 0.0 | . | . | . | . | . | . | 12 | 6 | 5 | 11 | 0.0 | . | . | . | . | . | . |
| 28 | FERTITTA, Nicco | 10 | 8 | 2 | 10 | 0.0 | . | . | . | . | . | . | 33 | 17 | 11 | 28 | 0.5 | . | . | 2 | . | 1 | . |
| 34 | JONES JR, Tony | 11 | 6 | 3 | 9 | 0.0 | . | . | . | . | . | . | 11 | 6 | 3 | 9 | 0.0 | . | . | . | . | . | . |
| 45 | JONES, Jonathan | 12 | 6 | 3 | 9 | 1.0 | . | 1 | . | . | . | . | 12 | 6 | 3 | 9 | 1.0 | . | . | 1 | . | . | . |
| 17 | ROBERTSON, Isaiah | 11 | 3 | 5 | 8 | 0.0 | . | . | . | . | . | . | 11 | 3 | 5 | 8 | 0.0 | . | . | . | . | . | . |
| 41 | HINISH, Kurt | 11 | 1 | 6 | 7 | 0.5 | . | . | . | . | . | . | 11 | 1 | 6 | 7 | 0.5 | . | . | . | . | . | . |
| 37 | REGAN, Robert | 9 | 4 | 3 | 7 | 0.0 | . | . | . | . | . | . | 9 | 4 | 3 | 7 | 0.0 | . | . | . | . | . | . |
| 8 | VAUGHN, Donte | 8 | 4 | 2 | 6 | 0.0 | . | . | . | . | . | . | 18 | 17 | 11 | 28 | 0.0 | . | 1 | 6 | . | . | . |
| 19 | YOON, Justin | 11 | 3 | 1 | 4 | 0.0 | . | . | . | . | . | . | 36 | 4 | 1 | 5 | 0.0 | . | . | . | . | . | . |
| 44 | JONES, Jamir | 11 | 1 | 2 | 3 | 0.0 | . | . | . | . | . | . | 21 | 8 | 3 | 11 | 0.0 | . | . | . | . | . | . |
| 80 | SMYTHE, Durham | 12 | 3 | . | 3 | 0.0 | . | . | . | . | . | . | 40 | 4 | . | 4 | 0.0 | . | . | . | . | . | . |
| 2 | WILLIAMS, Dexter | 9 | 1 | 2 | 3 | 0.0 | . | . | . | . | . | . | 28 | 3 | 4 | 7 | 0.0 | . | . | . | . | . | . |
| 77 | TIASSUM, Brandon | 3 | 1 | 1 | 2 | 0.0 | . | . | . | . | . | . | 3 | 1 | 1 | 2 | 0.0 | . | . | . | . | . | . |
| 32 | MORGAN, D.J. | 2 | 2 | . | 2 | 0.0 | . | . | . | . | . | . | 2 | 2 | . | 2 | 0.0 | . | . | . | . | . | . |
| 16 | HOLMES, C.J. | 8 | . | 2 | 2 | 0.0 | . | . | . | . | . | . | 8 | . | 2 | 2 | 0.0 | . | . | . | . | . | . |
| 54 | SHANNON, John | 12 | 1 | 1 | 2 | 0.0 | . | . | . | . | . | . | 12 | 1 | 1 | 2 | 0.0 | . | . | . | . | . | . |
| 84 | KMET, Cole | 12 | 1 | 1 | 2 | 0.0 | . | . | . | . | . | . | 12 | 1 | 1 | 2 | 0.0 | . | . | . | . | . | . |
| 26 | WEBSTER, Austin | 12 | . | 1 | 1 | 0.0 | . | . | . | . | . | . | 13 | . | 1 | 1 | 0.0 | . | . | . | . | . | . |
| 3 | SANDERS, C.J. | 12 | 1 | . | 1 | 0.0 | . | . | . | . | . | . | 37 | 3 | 1 | 4 | 0.0 | . | . | . | . | . | . |
| 82 | WEISHAR, Nic | 12 | 1 | . | 1 | 0.0 | . | . | . | . | . | . | 36 | 1 | 1 | 2 | 0.0 | . | . | . | . | . | . |
| 53 | MUSTIPHER, Sam | 12 | 1 | . | 1 | 0.0 | . | . | . | . | . | . | 33 | 1 | . | 1 | 0.0 | . | . | . | . | . | . |
| 72 | HAINSEY, Robert | 12 | 1 | . | 1 | 0.0 | . | . | . | . | . | . | 12 | 1 | . | 1 | 0.0 | . | . | . | . | . | . |
| 83 | CLAYPOOL, Chase | 12 | 1 | . | 1 | 0.0 | . | . | . | . | . | . | 24 | 8 | 4 | 12 | 0.0 | . | . | . | . | . | . |
| | TM TEAM | 6 | 1 | . | 1 | 0.0 | . | . | . | . | . | . | | | | | | | | | | | |
| 68 | McGLINCHEY, Mike | 12 | 1 | . | 1 | 0.0 | . | . | . | . | . | . | 50 | 1 | . | 1 | 0.0 | . | . | . | . | . | 1 |
| | Total | 12 | 491 | 394 | 885 | 75 | 22 | 10 | 48 | 10 | 8 | . | | | | | | | | | | | |
| | Opponents | 12 | 451 | 400 | 851 | 69 | 25 | 9 | 41 | 6 | 7 | 1 | | | | | | | | | | | |

| Date | Opponent | Rushing | | | | Receiving | | | | Passing | | | | Kick Returns | | | | Punt Returns | | | | tot off |
|------------|-------------------|---------|------|----|----|-----------|------|----|----|-------------|------|----|----|--------------|------|----|----|--------------|-----|----|----|------------|
| | | no. | yds | td | lg | no. | yds | td | lg | cmp-att-int | yds | td | lg | no. | yds | td | lg | no. | yds | td | lg | |
| Sep 02 | TEMPLE | 44 | 422 | 5 | 66 | 17 | 184 | 2 | 34 | 17-30-1 | 184 | 2 | 34 | 2 | 48 | 0 | 30 | 1 | 0 | 0 | 0 | 606 |
| Sep 09 | GEORGIA | 37 | 55 | 1 | 8 | 20 | 210 | 0 | 32 | 20-40-0 | 210 | 0 | 32 | 4 | 84 | 0 | 36 | 3 | -3 | 0 | 1 | 265 |
| Sep 16 | at Boston College | 51 | 515 | 7 | 65 | 11 | 96 | 0 | 33 | 11-27-1 | 96 | 0 | 33 | 0 | 0 | 0 | 0 | 4 | 5 | 0 | 4 | 611 |
| Sep 23 | at Michigan State | 40 | 182 | 3 | 32 | 14 | 173 | 1 | 40 | 14-20-0 | 173 | 1 | 40 | 3 | 83 | 0 | 38 | 1 | 0 | 0 | 0 | 355 |
| Sep 30 | MIAMI (OHIO) | 39 | 333 | 4 | 73 | 10 | 170 | 3 | 54 | 10-23-0 | 170 | 3 | 54 | 2 | 26 | 0 | 15 | 0 | 0 | 0 | 0 | 503 |
| Oct 07 | at North Carolina | 57 | 341 | 3 | 73 | 17 | 146 | 1 | 23 | 17-31-2 | 146 | 1 | 23 | 3 | 63 | 0 | 26 | 4 | 44 | 0 | 23 | 487 |
| Oct 21 | USC | 47 | 377 | 5 | 84 | 9 | 120 | 2 | 26 | 9-22-0 | 120 | 2 | 26 | 3 | 53 | 0 | 32 | 3 | 34 | 0 | 18 | 497 |
| Oct 28 | NC STATE | 54 | 318 | 2 | 77 | 10 | 104 | 2 | 25 | 10-19-0 | 104 | 2 | 25 | 3 | 73 | 0 | 32 | 3 | 11 | 0 | 15 | 422 |
| Nov 04 | WAKE FOREST | 46 | 380 | 4 | 50 | 23 | 330 | 2 | 44 | 23-38-0 | 330 | 2 | 44 | 3 | 83 | 0 | 52 | 1 | 12 | 0 | 12 | 710 |
| Nov 11 | at Miami (FL) | 36 | 109 | 0 | 20 | 13 | 152 | 1 | 23 | 13-27-3 | 152 | 1 | 23 | 4 | 82 | 0 | 28 | 1 | -3 | 0 | 0 | 261 |
| Nov 18 | NAVY | 31 | 163 | 1 | 30 | 9 | 164 | 2 | 30 | 9-18-0 | 164 | 2 | 30 | 4 | 66 | 0 | 24 | 1 | -5 | 0 | 0 | 327 |
| Nov 25 | at Stanford | 44 | 154 | 0 | 14 | 12 | 261 | 2 | 83 | 12-29-2 | 261 | 2 | 83 | 2 | 30 | 0 | 18 | 2 | 61 | 0 | 41 | 415 |
| Notre Dame | | 526 | 3349 | 35 | 84 | 165 | 2110 | 18 | 83 | 165-324-9 | 2110 | 18 | 83 | 33 | 691 | 0 | 52 | 24 | 156 | 0 | 41 | 5459 |
| | | 464 | 1838 | 9 | 52 | 233 | 2562 | 21 | 42 | 233-412-10 | 2562 | 21 | 42 | 54 | 1265 | 0 | 58 | 24 | 223 | 1 | 28 | 4400 |

Games: 12 • Avg/rush: 6.4 • Avg/catch: 12.8 • Pass effic: 118.41 • KR avg: 20.9 • PR avg: 6.5 • All purpose avg/game: 542.9 • Total offense avg/gm: 454.9

| Date | Opponent | Tackles | | | | Sacks no-yds | Fumble | | Pass Defense | | | blkd kick | PAT Attempts | | | off | | |
|------------|-------------------|---------|-----|-------|----------|-----------------|--------|--------|--------------|-----|------|--------------|--------------|------|-----|-----|-----|-----|
| | | ua | a | total | tfl-yds | | ff | fr-yds | int-yds | qbh | brup | | kick | rush | rcv | saf | t/o | pts |
| Sep 02 | TEMPLE | 44 | 36 | 80 | 11.0-39 | 3.0-20 | 1 | 1-15 | 0-0 | 4 | 3 | 0 | 7-7 | 0 | 0 | 0 | 7 | 49 |
| Sep 09 | GEORGIA | 40 | 34 | 74 | 6.0-17 | 2.0-8 | 0 | 1-0 | 1-0 | 5 | 2 | 0 | 1-1 | 0 | 0 | 0 | 7 | 19 |
| Sep 16 | at Boston College | 44 | 48 | 92 | 5.0-12 | 1.0-6 | 2 | 1-0 | 2-0 | 3 | 3 | 0 | 7-7 | 0 | 0 | 0 | 21 | 49 |
| Sep 23 | at Michigan State | 36 | 44 | 80 | 4.0-16 | 2.0-12 | 2 | 2-0 | 1-59 | 5 | 3 | 0 | 5-5 | 0 | 0 | 0 | 21 | 38 |
| Sep 30 | MIAMI (OHIO) | 41 | 26 | 67 | 4.0-18 | 3.0-16 | 1 | 1-0 | 1-42 | 5 | 6 | 0 | 7-7 | 0 | 0 | 0 | 14 | 52 |
| Oct 07 | at North Carolina | 34 | 22 | 56 | 5.0-25 | 2.0-19 | 1 | 2-16 | 1-5 | 11 | 7 | 0 | 4-4 | 0 | 0 | 1 | 3 | 33 |
| Oct 21 | USC | 41 | 34 | 75 | 10.0-38 | 5.0-28 | 1 | 2-0 | 1-14 | 7 | 2 | 0 | 7-7 | 0 | 0 | 0 | 21 | 49 |
| Oct 28 | NC STATE | 30 | 26 | 56 | 5.0-22 | 1.0-6 | 0 | 0-0 | 1-69 | 6 | 7 | 0 | 5-5 | 0 | 0 | 0 | 7 | 35 |
| Nov 04 | WAKE FOREST | 44 | 40 | 84 | 7.0-14 | 1.0-3 | 0 | 0-0 | 1-25 | 8 | 5 | 0 | 6-6 | 0 | 0 | 0 | 7 | 48 |
| Nov 11 | at Miami (FL) | 42 | 20 | 62 | 6.0-11 | 0.0-0 | 0 | 0-0 | 0-0 | 1 | 2 | 0 | 0-0 | 1 | 0 | 0 | 0 | 8 |
| Nov 18 | NAVY | 55 | 40 | 95 | 3.0-5 | 0.0-0 | 0 | 0-0 | 1-5 | 1 | 2 | 0 | 3-3 | 0 | 0 | 0 | 0 | 24 |
| Nov 25 | at Stanford | 40 | 24 | 64 | 9.0-13 | 2.0-5 | 0 | 0-0 | 0-0 | 3 | 6 | 0 | 2-2 | 0 | 0 | 0 | 0 | 20 |
| Notre Dame | | 491 | 394 | 885 | 75.0-230 | 22.0-123 | 8 | 10-31 | 10-209 | 59 | 48 | 0 | 54-54 | 1 | 0 | 1 | 108 | 424 |
| | | 451 | 400 | 851 | 69.0-207 | 25.0-113 | 7 | 6-0 | 9-154 | 46 | 41 | 1 | 29-29 | 0 | 1 | 0 | 55 | 262 |

| Date | Opponent | Punting | | | | | | | | Field Goals | | | Kickoffs | | | | | |
|------------|-------------------|---------|------|------|------|------|----|----|-----|-------------|--------|------|----------|-----|------|------|----|----|
| | | no. | yds | avg | long | blkd | tb | fc | 50+ | i20 | md-att | long | blkd | no. | yds | avg | tb | ob |
| Sep 02 | TEMPLE | 2 | 104 | 52.0 | 54 | 0 | 0 | 0 | 2 | 0 | 0-2 | 0 | 0 | 8 | 505 | 63.1 | 2 | 0 |
| Sep 09 | GEORGIA | 9 | 424 | 47.1 | 59 | 0 | 1 | 3 | 4 | 2 | 4-4 | 42 | 0 | 6 | 379 | 63.2 | 2 | 0 |
| Sep 16 | at Boston College | 7 | 323 | 46.1 | 57 | 0 | 0 | 3 | 4 | 3 | 0-0 | 0 | 0 | 8 | 486 | 60.8 | 3 | 1 |
| Sep 23 | at Michigan State | 4 | 153 | 38.2 | 56 | 0 | 1 | 2 | 1 | 3 | 1-1 | 46 | 0 | 7 | 441 | 63.0 | 2 | 1 |
| Sep 30 | MIAMI (OHIO) | 4 | 132 | 33.0 | 43 | 0 | 0 | 2 | 0 | 0 | 1-2 | 43 | 0 | 9 | 545 | 60.6 | 2 | 0 |
| Oct 07 | at North Carolina | 6 | 300 | 50.0 | 57 | 0 | 1 | 0 | 3 | 2 | 1-1 | 29 | 0 | 6 | 364 | 60.7 | 4 | 0 |
| Oct 21 | USC | 6 | 250 | 41.7 | 50 | 0 | 0 | 0 | 1 | 2 | 0-0 | 0 | 0 | 8 | 511 | 63.9 | 2 | 0 |
| Oct 28 | NC STATE | 7 | 242 | 34.6 | 47 | 1 | 1 | 2 | 0 | 1 | 0-0 | 0 | 0 | 6 | 359 | 59.8 | 0 | 1 |
| Nov 04 | WAKE FOREST | 2 | 87 | 43.5 | 44 | 0 | 0 | 0 | 0 | 2 | 2-3 | 34 | 0 | 9 | 574 | 63.8 | 3 | 0 |
| Nov 11 | at Miami (FL) | 6 | 235 | 39.2 | 50 | 0 | 0 | 4 | 1 | 1 | 0-0 | 0 | 0 | 2 | 126 | 63.0 | 0 | 0 |
| Nov 18 | NAVY | 3 | 109 | 36.3 | 45 | 0 | 0 | 1 | 0 | 1 | 1-1 | 29 | 0 | 5 | 308 | 61.6 | 1 | 0 |
| Nov 25 | at Stanford | 5 | 226 | 45.2 | 54 | 0 | 0 | 0 | 1 | 1 | 2-2 | 38 | 0 | 5 | 318 | 63.6 | 1 | 0 |
| Notre Dame | | 61 | 2585 | 42.4 | 59 | 1 | 4 | 17 | 17 | 18 | 12-16 | 46 | 0 | 79 | 4916 | 62.2 | 22 | 3 |
| | | 70 | 3016 | 43.1 | 65 | 0 | 6 | 24 | 21 | 30 | 13-19 | 41 | 0 | 55 | 3360 | 61.1 | 18 | 2 |

| Date | Opponent | Rushing | | | | Receiving | | | | Passing | | | | Kick Returns | | | | Punt Returns | | | | tot off |
|-----------|-------------------|---------|------|----|----|-----------|------|----|----|-------------|------|----|----|--------------|------|----|----|--------------|-----|----|----|---------|
| | | no. | yds | td | lg | no. | yds | td | lg | cmp-att-int | yds | td | lg | no. | yds | td | lg | no. | yds | td | lg | |
| Sep 02 | TEMPLE | 37 | 85 | 0 | 17 | 19 | 245 | 2 | 29 | 19-35-0 | 245 | 2 | 29 | 6 | 142 | 0 | 30 | 2 | 2 | 0 | 2 | 330 |
| Sep 09 | GEORGIA | 43 | 185 | 1 | 40 | 16 | 141 | 1 | 31 | 16-29-1 | 141 | 1 | 31 | 4 | 111 | 0 | 38 | 3 | 21 | 0 | 28 | 326 |
| Sep 16 | at Boston College | 44 | 185 | 0 | 29 | 24 | 215 | 2 | 22 | 24-41-2 | 215 | 2 | 22 | 4 | 80 | 0 | 30 | 2 | 19 | 0 | 13 | 400 |
| Sep 23 | at Michigan State | 32 | 151 | 0 | 52 | 32 | 345 | 2 | 25 | 32-53-1 | 345 | 2 | 25 | 4 | 106 | 0 | 32 | 0 | 0 | 0 | 0 | 496 |
| Sep 30 | MIAMI (OHIO) | 33 | 115 | 0 | 27 | 19 | 262 | 2 | 34 | 19-37-1 | 262 | 2 | 34 | 7 | 163 | 0 | 34 | 0 | 0 | 0 | 0 | 377 |
| Oct 07 | at North Carolina | 28 | 86 | 0 | 16 | 19 | 179 | 1 | 25 | 19-42-1 | 179 | 1 | 25 | 2 | 36 | 0 | 24 | 4 | 45 | 0 | 20 | 265 |
| Oct 21 | USC | 31 | 76 | 0 | 18 | 25 | 260 | 2 | 34 | 25-36-1 | 260 | 2 | 34 | 6 | 144 | 0 | 38 | 4 | 48 | 0 | 21 | 336 |
| Oct 28 | NC STATE | 24 | 50 | 0 | 14 | 17 | 213 | 1 | 42 | 17-37-1 | 213 | 1 | 42 | 5 | 118 | 0 | 58 | 2 | 22 | 1 | 11 | 263 |
| Nov 04 | WAKE FOREST | 40 | 239 | 3 | 32 | 30 | 348 | 2 | 37 | 30-48-1 | 348 | 2 | 37 | 6 | 139 | 0 | 27 | 1 | 0 | 0 | 0 | 587 |
| Nov 11 | at Miami (FL) | 42 | 237 | 3 | 40 | 15 | 137 | 1 | 28 | 15-24-0 | 137 | 1 | 28 | 2 | 28 | 0 | 19 | 2 | 28 | 0 | 17 | 374 |
| Nov 18 | NAVY | 72 | 277 | 1 | 19 | 3 | 41 | 1 | 21 | 3-8-1 | 41 | 1 | 21 | 4 | 94 | 0 | 27 | 0 | 0 | 0 | 0 | 318 |
| Nov 25 | at Stanford | 38 | 152 | 1 | 31 | 14 | 176 | 4 | 29 | 14-22-0 | 176 | 4 | 29 | 4 | 104 | 0 | 29 | 4 | 38 | 0 | 16 | 328 |
| Opponents | | 464 | 1838 | 9 | 52 | 233 | 2562 | 21 | 42 | 233-412-10 | 2562 | 21 | 42 | 54 | 1265 | 0 | 58 | 24 | 223 | 1 | 28 | 4400 |
| | | 526 | 3349 | 35 | 84 | 165 | 2110 | 18 | 83 | 165-324-9 | 2110 | 18 | 83 | 33 | 691 | 0 | 52 | 24 | 156 | 0 | 41 | 5459 |

Games: 12 • Avg/rush: 4.0 • Avg/catch: 11.0 • Pass effic: 120.75 • KR avg: 23.4 • PR avg: 9.3 • All purpose avg/game: 503.5 • Total offense avg/gm: 366.7

| Date | Opponent | Tackles | | | | Sacks | Fumble | | Pass Defense | | | blkd/kick | PAT Attempts | | | off | | | | | |
|-----------|-------------------|---------|-----|-------|----------|----------|--------|-------|--------------|---------|-----|-----------|--------------|------|------|-----|-----|-----|-----|-----|----|
| | | ua | a | total | tfl-yds | | no-yds | ff | fr-yds | int-yds | qbh | | brup | kick | rush | rcv | saf | t/o | pts | | |
| Sep 02 | TEMPLE | 37 | 32 | 69 | 4.0-12 | 2.0-7 | 0 | 0-0 | 1-43 | 6 | 3 | 0 | 1-1 | 0 | 0 | 0 | 0 | 0 | 0 | 0 | 16 |
| Sep 09 | GEORGIA | 42 | 34 | 76 | 9.0-33 | 3.0-24 | 3 | 2-0 | 0-0 | 7 | 3 | 0 | 2-2 | 0 | 0 | 0 | 0 | 0 | 0 | 0 | 20 |
| Sep 16 | at Boston College | 38 | 40 | 78 | 2.0-7 | 0.0-0 | 0 | 1-0 | 1-18 | 3 | 3 | 0 | 2-2 | 0 | 0 | 0 | 0 | 3 | 20 | 20 | |
| Sep 23 | at Michigan State | 28 | 44 | 72 | 7.0-18 | 1.0-5 | 0 | 0-0 | 0-0 | 3 | 1 | 0 | 1-1 | 0 | 1 | 0 | 0 | 0 | 0 | 18 | |
| Sep 30 | MIAMI (OHIO) | 32 | 20 | 52 | 4.0-16 | 2.0-10 | 0 | 0-0 | 0-0 | 1 | 3 | 0 | 2-2 | 0 | 0 | 0 | 0 | 0 | 0 | 17 | |
| Oct 07 | at North Carolina | 49 | 46 | 95 | 5.0-12 | 1.0-2 | 0 | 0-0 | 2-2 | 8 | 5 | 0 | 1-1 | 0 | 0 | 0 | 0 | 7 | 10 | 10 | |
| Oct 21 | USC | 35 | 28 | 63 | 5.0-16 | 1.0-10 | 0 | 0-0 | 0-0 | 4 | 3 | 0 | 2-2 | 0 | 0 | 0 | 0 | 0 | 0 | 14 | |
| Oct 28 | NC STATE | 43 | 40 | 83 | 9.0-25 | 2.0-7 | 0 | 0-0 | 0-0 | 1 | 4 | 1 | 2-2 | 0 | 0 | 0 | 0 | 0 | 0 | 14 | |
| Nov 04 | WAKE FOREST | 49 | 26 | 75 | 4.0-12 | 1.0-4 | 1 | 0-0 | 0-0 | 5 | 4 | 0 | 4-4 | 0 | 0 | 0 | 0 | 0 | 0 | 37 | |
| Nov 11 | at Miami (FL) | 33 | 34 | 67 | 9.0-29 | 5.0-21 | 1 | 1-0 | 3-85 | 3 | 5 | 0 | 5-5 | 0 | 0 | 0 | 0 | 24 | 41 | 41 | |
| Nov 18 | NAVY | 28 | 20 | 48 | 1.0-3 | 1.0-3 | 1 | 1-0 | 0-0 | 1 | 3 | 0 | 2-2 | 0 | 0 | 0 | 0 | 7 | 17 | 17 | |
| Nov 25 | at Stanford | 37 | 36 | 73 | 10.0-24 | 6.0-20 | 1 | 1-0 | 2-6 | 4 | 4 | 0 | 5-5 | 0 | 0 | 0 | 0 | 14 | 38 | 38 | |
| Opponents | | 451 | 400 | 851 | 69.0-207 | 25.0-113 | 7 | 6-0 | 9-154 | 46 | 41 | 1 | 29-29 | 0 | 1 | 0 | 55 | 262 | 262 | 262 | |
| | | 491 | 394 | 885 | 75.0-230 | 22.0-123 | 8 | 10-31 | 10-209 | 59 | 48 | 0 | 54-54 | 1 | 0 | 1 | 108 | 424 | 424 | 424 | |

| Date | Opponent | Punting | | | | | | | | | | Field Goals | | | Kickoffs | | | | |
|-----------|-------------------|---------|------|------|------|------|----|----|-----|-----|--------|-------------|------|-----|----------|------|----|----|--|
| | | no. | yds | avg | long | blkd | tb | fc | 50+ | i20 | md-att | long | blkd | no. | yds | avg | tb | ob | |
| Sep 02 | TEMPLE | 6 | 226 | 37.7 | 46 | 0 | 0 | 3 | 0 | 2 | 1-2 | 36 | 0 | 4 | 232 | 58.0 | 1 | 0 | |
| Sep 09 | GEORGIA | 8 | 352 | 44.0 | 56 | 0 | 0 | 4 | 1 | 4 | 2-3 | 30 | 0 | 5 | 313 | 62.6 | 1 | 0 | |
| Sep 16 | at Boston College | 8 | 307 | 38.4 | 51 | 0 | 0 | 3 | 1 | 7 | 2-2 | 41 | 0 | 5 | 325 | 65.0 | 5 | 0 | |
| Sep 23 | at Michigan State | 3 | 147 | 49.0 | 57 | 0 | 2 | 0 | 1 | 0 | 1-1 | 40 | 0 | 3 | 189 | 63.0 | 0 | 0 | |
| Sep 30 | MIAMI (OHIO) | 5 | 179 | 35.8 | 49 | 0 | 1 | 2 | 0 | 2 | 1-1 | 38 | 0 | 4 | 185 | 46.2 | 0 | 1 | |
| Oct 07 | at North Carolina | 9 | 436 | 48.4 | 60 | 0 | 1 | 1 | 6 | 3 | 1-1 | 34 | 0 | 4 | 270 | 67.5 | 1 | 0 | |
| Oct 21 | USC | 6 | 258 | 43.0 | 53 | 0 | 1 | 2 | 1 | 1 | 0-1 | 0 | 0 | 3 | 187 | 62.3 | 0 | 0 | |
| Oct 28 | NC STATE | 8 | 356 | 44.5 | 56 | 0 | 0 | 2 | 3 | 3 | 0-0 | 0 | 0 | 3 | 179 | 59.7 | 0 | 0 | |
| Nov 04 | WAKE FOREST | 5 | 205 | 41.0 | 57 | 0 | 0 | 2 | 1 | 3 | 1-2 | 34 | 0 | 5 | 299 | 59.8 | 1 | 1 | |
| Nov 11 | at Miami (FL) | 4 | 154 | 38.5 | 51 | 0 | 0 | 2 | 1 | 2 | 2-3 | 30 | 0 | 8 | 512 | 64.0 | 4 | 0 | |
| Nov 18 | NAVY | 1 | 43 | 43.0 | 43 | 0 | 0 | 0 | 0 | 0 | 1-2 | 39 | 0 | 4 | 215 | 53.8 | 0 | 0 | |
| Nov 25 | at Stanford | 7 | 353 | 50.4 | 65 | 0 | 1 | 3 | 6 | 3 | 1-1 | 24 | 0 | 7 | 454 | 64.9 | 5 | 0 | |
| Opponents | | 70 | 3016 | 43.1 | 65 | 0 | 6 | 24 | 21 | 30 | 13-19 | 41 | 0 | 55 | 3360 | 61.1 | 18 | 2 | |
| | | 61 | 2585 | 42.4 | 59 | 1 | 4 | 17 | 17 | 18 | 12-16 | 46 | 0 | 79 | 4916 | 62.2 | 22 | 3 | |

| Opponent | Score | First Downs | | | | Pen | Rushing Number-Yards | Passing | | Total Offense Plays-Yards | Return Yards | Turn- Overs |
|----------------|------------------|------------------|------------------|-----------------|----------------|-----|----------------------------|-------------------------------|--------------------|------------------------------|--------------------|----------------|
| | | Total | Rush | Pass | Comp-Att-Int | | | Yards | | | | |
| TEMPLE | 49 - 16 | 26 / 18 | 16 / 4 | 7 / 13 | 3 / 1 | | 44-422 / 37-85 | 17-30-1 / 19-35-0 | 184 / 245 | 74-606 / 72-330 | 63 / 187 | 1 / 1 |
| GEORGIA | 19 - 20 | 18 / 16 | 3 / 9 | 8 / 3 | 7 / 4 | | 37-55 / 43-185 | 20-40-0 / 16-29-1 | 210 / 141 | 77-265 / 72-326 | 81 / 132 | 2 / 2 |
| Boston College | 49 - 20 | 19 / 22 | 14 / 10 | 5 / 12 | 0 / 0 | | 51-515 / 44-185 | 11-27-1 / 24-41-2 | 96 / 215 | 78-611 / 85-400 | 5 / 117 | 2 / 3 |
| Michigan State | 38 - 18 | 21 / 26 | 7 / 6 | 10 / 17 | 4 / 3 | | 40-182 / 32-151 | 14-20-0 / 32-53-1 | 173 / 345 | 60-355 / 85-496 | 142 / 106 | 0 / 3 |
| MIAMI (OHIO) | 52 - 17 | 21 / 19 | 10 / 6 | 7 / 11 | 4 / 2 | | 39-333 / 33-115 | 10-23-0 / 19-37-1 | 170 / 262 | 62-503 / 70-377 | 68 / 163 | 0 / 2 |
| North Carolina | 33 - 10 | 27 / 13 | 16 / 6 | 9 / 6 | 2 / 1 | | 57-341 / 28-86 | 17-31-2 / 19-42-1 | 146 / 179 | 88-487 / 70-265 | 128 / 83 | 2 / 3 |
| USC | 49 - 14 | 23 / 18 | 17 / 5 | 6 / 13 | 0 / 0 | | 47-377 / 31-76 | 9-22-0 / 25-36-1 | 120 / 260 | 69-497 / 67-336 | 101 / 192 | 0 / 3 |
| NC STATE | 35 - 14 | 25 / 14 | 15 / 4 | 6 / 9 | 4 / 1 | | 54-318 / 24-50 | 10-19-0 / 17-37-1 | 104 / 213 | 73-422 / 61-263 | 153 / 140 | 0 / 1 |
| WAKE FOREST | 48 - 37 | 30 / 34 | 16 / 13 | 14 / 20 | 0 / 1 | | 46-380 / 40-239 | 23-38-0 / 30-48-1 | 330 / 348 | 84-710 / 88-587 | 120 / 139 | 0 / 1 |
| Miami (FL) | 8 - 41 | 13 / 18 | 4 / 11 | 9 / 6 | 0 / 1 | | 36-109 / 42-237 | 13-27-3 / 15-24-0 | 152 / 137 | 63-261 / 66-374 | 79 / 141 | 4 / 0 |
| NAVY | 24 - 17 | 16 / 23 | 8 / 19 | 7 / 2 | 1 / 2 | | 31-163 / 72-277 | 9-18-0 / 3-8-1 | 164 / 41 | 49-327 / 80-318 | 56 / 94 | 1 / 1 |
| Stanford | 20 - 38 | 17 / 18 | 9 / 7 | 8 / 8 | 0 / 3 | | 44-154 / 38-152 | 12-29-2 / 14-22-0 | 261 / 176 | 73-415 / 60-328 | 91 / 148 | 3 / 0 |
| Totals | 424 - 262 | 256 / 239 | 135 / 100 | 96 / 120 | 25 / 19 | | 526-3349 / 464-1838 | 165-324-9 / 233-412-10 | 2110 / 2562 | 850-5459 / 876-4400 | 1087 / 1642 | 15 / 20 |

| Opponent | 3rd Down | 4th Down | Time of | TOP | Avg | Avg | Avg | Punting | Penalties | Sacks |
|----------------|------------------------|----------------------|------------------------|---------------|------------------|------------------|------------------|--------------------------|------------------------|----------------|
| | Conversions | Conversions | Possession | Margin | Yds/Rush | Yds/Pass | Yds/Play | Number-Avg | Number-Yards | |
| TEMPLE | 6-13 / 5-17 | 1-2 / 0-2 | 26:11 / 33:49 | -7:38 | 9.6 / 2.3 | 6.1 / 7.0 | 8.2 / 4.6 | 2-52.0 / 6-37.7 | 4-20 / 6-42 | 3 / 2 |
| GEORGIA | 3-17 / 4-17 | 1-1 / 0-0 | 27:18 / 32:42 | -5:24 | 1.5 / 4.3 | 5.2 / 4.9 | 3.4 / 4.5 | 9-47.1 / 8-44.0 | 8-63 / 12-127 | 2 / 3 |
| Boston College | 9-18 / 4-17 | 0-1 / 1-2 | 29:35 / 30:25 | -0:50 | 10.1 / 4.2 | 3.6 / 5.2 | 7.8 / 4.7 | 7-46.1 / 8-38.4 | 5-45 / 6-35 | 1 / 0 |
| Michigan State | 8-14 / 11-19 | 0-0 / 1-2 | 25:57 / 34:03 | -8:06 | 4.6 / 4.7 | 8.6 / 6.5 | 5.9 / 5.8 | 4-38.2 / 3-49.0 | 6-65 / 9-97 | 2 / 1 |
| MIAMI (OHIO) | 5-13 / 6-15 | 2-2 / 0-2 | 24:27 / 35:33 | -11:06 | 8.5 / 3.5 | 7.4 / 7.1 | 8.1 / 5.4 | 4-33.0 / 5-35.8 | 5-60 / 9-90 | 3 / 2 |
| North Carolina | 5-16 / 6-18 | 3-4 / 0-1 | 36:32 / 23:28 | 13:04 | 6.0 / 3.1 | 4.7 / 4.3 | 5.5 / 3.8 | 6-50.0 / 9-48.4 | 10-80 / 10-104 | 2 / 1 |
| USC | 7-13 / 4-13 | 0-0 / 1-2 | 28:24 / 31:36 | -3:12 | 8.0 / 2.5 | 5.5 / 7.2 | 7.2 / 5.0 | 6-41.7 / 6-43.0 | 7-51 / 7-40 | 5 / 1 |
| NC STATE | 9-16 / 5-16 | 0-0 / 0-2 | 34:17 / 25:43 | 8:34 | 5.9 / 2.1 | 5.5 / 5.8 | 5.8 / 4.3 | 7-34.6 / 8-44.5 | 4-29 / 12-89 | 1 / 2 |
| WAKE FOREST | 8-16 / 6-14 | 1-3 / 1-1 | 31:53 / 28:07 | 3:46 | 8.3 / 6.0 | 8.7 / 7.2 | 8.5 / 6.7 | 2-43.5 / 5-41.0 | 5-40 / 3-15 | 1 / 1 |
| Miami (FL) | 6-16 / 2-13 | 1-2 / 3-3 | 26:01 / 33:59 | -7:58 | 3.0 / 5.6 | 5.6 / 5.7 | 4.1 / 5.7 | 6-39.2 / 4-38.5 | 6-49 / 1-5 | 0 / 5 |
| NAVY | 4-8 / 8-18 | 0-0 / 4-6 | 17:18 / 42:42 | -25:24 | 5.3 / 3.8 | 9.1 / 5.1 | 6.7 / 4.0 | 3-36.3 / 1-43.0 | 3-35 / 2-16 | 0 / 1 |
| Stanford | 8-19 / 2-11 | 1-2 / 0-0 | 28:36 / 31:24 | -2:48 | 3.5 / 4.0 | 9.0 / 8.0 | 5.7 / 5.5 | 5-45.2 / 7-50.4 | 8-81 / 3-30 | 2 / 6 |
| Totals | 78-179 / 63-188 | 10-17 / 11-23 | 336:29 / 383:31 | -47:02 | 6.4 / 4.0 | 6.5 / 6.2 | 6.4 / 5.0 | 61-42.4 / 70-43.1 | 71-618 / 80-690 | 22 / 25 |

Note: Game totals are displayed in the format TEAM/OPPONENT for each category

NOTRE DAME INDIVIDUAL GAME HIGHS

| | | |
|---------------------|------|---|
| Rushes | 27 | ADAMS, Josh vs NC State (Oct 28, 2017) |
| Yards Rushing | 229 | ADAMS, Josh at Boston College (Sep 16, 2017) |
| TD Rushes | 4 | WIMBUSH, Brandon at Boston College (Sep 16, 2017) |
| Long Rush | 84 | ADAMS, Josh vs USC (Oct 21, 2017) |
| Pass attempts | 40 | WIMBUSH, Brandon vs Georgia (Sep 09, 2017) |
| Pass completions | 20 | WIMBUSH, Brandon vs Georgia (Sep 09, 2017) |
| Yards Passing | 280 | WIMBUSH, Brandon vs Wake Forest (Nov 04, 2017) |
| TD Passes | 3 | WIMBUSH, Brandon vs Miami (Ohio) (Sep 30, 2017) |
| Long Pass | 83 | WIMBUSH, Brandon at Stanford (Nov 25, 2017) |
| Receptions | 9 | CLAYPOOL, Chase vs Wake Forest (Nov 04, 2017) |
| Yards Receiving | 180 | CLAYPOOL, Chase vs Wake Forest (Nov 04, 2017) |
| TD Receptions | 2 | STEPHERSON, Kevin vs Navy (Nov 18, 2017) |
| Long Reception | 83 | STEPHERSON, Kevin at Stanford (Nov 25, 2017) |
| Field Goals | 4 | YOON, Justin vs Georgia (Sep 09, 2017) |
| Long Field Goal | 46 | YOON, Justin at Michigan State (Sep 23, 2017) |
| Punts | 9 | NEWSOME, Tyler vs Georgia (Sep 09, 2017) |
| Punting Avg | 52.0 | NEWSOME, Tyler vs Temple (Sep 02, 2017) |
| Long Punt | 59 | NEWSOME, Tyler vs Georgia (Sep 09, 2017) |
| Punts inside 20 | 3 | NEWSOME, Tyler at Boston College (Sep 16, 2017) |
| | 3 | NEWSOME, Tyler at Michigan State (Sep 23, 2017) |
| Long Punt Return | 41 | FINKE, Chris at Stanford (Nov 25, 2017) |
| Long Kickoff Return | 52 | SANDERS, C.J. vs Wake Forest (Nov 04, 2017) |
| Tackles | 15 | MARTINI, Greer vs Navy (Nov 18, 2017) |
| Sacks | 2.0 | KAREEM, Khalid vs USC (Oct 21, 2017) |
| Tackles For Loss | 3.0 | ONEY, Te'von vs Wake Forest (Nov 04, 2017) |
| | 3.0 | TILLERY, Jerry at Stanford (Nov 25, 2017) |
| Interceptions | 2 | CRAWFORD, Shaun at Boston College (Sep 16, 2017) |

OPPONENT INDIVIDUAL GAME HIGHS

| | | |
|---------------------|------|--|
| Rushes | 29 | ABEY, Zach, vs Navy (Nov 18, 2017) |
| Yards Rushing | 146 | Homer, T, at Miami (FL) (Nov 11, 2017) |
| TD Rushes | 2 | Dallas, D, at Miami (FL) (Nov 11, 2017) |
| Long Rush | 52 | Lewerke, Brian, at Michigan State (Sep 23, 2017) |
| Pass attempts | 51 | Lewerke, Brian, at Michigan State (Sep 23, 2017) |
| Pass completions | 31 | Lewerke, Brian, at Michigan State (Sep 23, 2017) |
| Yards Passing | 340 | Lewerke, Brian, at Michigan State (Sep 23, 2017) |
| TD Passes | 4 | Costello, K, at Stanford (Nov 25, 2017) |
| Long Pass | 42 | Finley, R., vs NC State (Oct 28, 2017) |
| Receptions | 8 | Burnett, Deonta, vs USC (Oct 21, 2017) |
| | 8 | Bachman, A, vs Wake Forest (Nov 04, 2017) |
| | 8 | Washington, S, vs Wake Forest (Nov 04, 2017) |
| Yards Receiving | 116 | Bachman, A, vs Wake Forest (Nov 04, 2017) |
| TD Receptions | 2 | Callinan, C, at Boston College (Sep 16, 2017) |
| | 2 | GARDNER, James, vs Miami (Ohio) (Sep 30, 2017) |
| Long Reception | 42 | Louis, S., vs NC State (Oct 28, 2017) |
| Field Goals | 2 | R. Blankenship, vs Georgia (Sep 09, 2017) |
| | 2 | Lichtenberg, C, at Boston College (Sep 16, 2017) |
| | 2 | Badgley, M, at Miami (FL) (Nov 11, 2017) |
| Long Field Goal | 41 | Lichtenberg, C, at Boston College (Sep 16, 2017) |
| Punts | 8 | C. Nizialek, vs Georgia (Sep 09, 2017) |
| | 8 | Knoll, M, at Boston College (Sep 16, 2017) |
| | 8 | Cole, A.J., vs NC State (Oct 28, 2017) |
| Punting Avg | 53.0 | Sheldon, T., at North Carolina (Oct 07, 2017) |
| Long Punt | 65 | Bailey, J, at Stanford (Nov 25, 2017) |
| Punts inside 20 | 7 | Knoll, M, at Boston College (Sep 16, 2017) |
| Long Punt Return | 28 | Mecole Hardman, vs Georgia (Sep 09, 2017) |
| Long Kickoff Return | 58 | Samuels, J., vs NC State (Oct 28, 2017) |
| Tackles | 15 | Collins, C, at North Carolina (Oct 07, 2017) |
| Sacks | 2.0 | Harris, T, at Miami (FL) (Nov 11, 2017) |
| | 2.0 | Phillips, H, at Stanford (Nov 25, 2017) |
| Tackles For Loss | 3.0 | Chubb, B., vs NC State (Oct 28, 2017) |
| | 3.0 | Phillips, H, at Stanford (Nov 25, 2017) |
| Interceptions | 2 | Dorn, M, at North Carolina (Oct 07, 2017) |

NOTRE DAME TEAM GAME HIGHS

| | | |
|------------------|------|----------------------------------|
| Rushes | 57 | at North Carolina (Oct 07, 2017) |
| Yards Rushing | 515 | at Boston College (Sep 16, 2017) |
| Yards Per Rush | 10.1 | at Boston College (Sep 16, 2017) |
| TD Rushes | 7 | at Boston College (Sep 16, 2017) |
| Pass attempts | 40 | vs Georgia (Sep 09, 2017) |
| Pass completions | 23 | vs Wake Forest (Nov 04, 2017) |
| Yards Passing | 330 | vs Wake Forest (Nov 04, 2017) |
| Yards Per Pass | 9.1 | vs Navy (Nov 18, 2017) |
| TD Passes | 3 | vs Miami (Ohio) (Sep 30, 2017) |
| Total Plays | 88 | at North Carolina (Oct 07, 2017) |
| Total Offense | 710 | vs Wake Forest (Nov 04, 2017) |
| Yards Per Play | 8.5 | vs Wake Forest (Nov 04, 2017) |
| Points | 52 | vs Miami (Ohio) (Sep 30, 2017) |
| Sacks By | 5 | vs USC (Oct 21, 2017) |
| First Downs | 30 | vs Wake Forest (Nov 04, 2017) |
| Penalties | 10 | at North Carolina (Oct 07, 2017) |
| Penalty Yards | 81 | at Stanford (Nov 25, 2017) |
| Turnovers | 4 | at Miami (FL) (Nov 11, 2017) |
| Interceptions By | 2 | at Boston College (Sep 16, 2017) |
| Punts | 9 | vs Georgia (Sep 09, 2017) |
| Punting Avg | 52.0 | vs Temple (Sep 02, 2017) |
| Long Punt | 59 | vs Georgia (Sep 09, 2017) |
| Punts inside 20 | 3 | at Boston College (Sep 16, 2017) |
| | 3 | at Michigan State (Sep 23, 2017) |
| Long Punt Return | 41 | at Stanford (Nov 25, 2017) |

OPPONENT TEAM GAME HIGHS

| | | |
|------------------|------|----------------------------------|
| Rushes | 72 | vs Navy (Nov 18, 2017) |
| Yards Rushing | 277 | vs Navy (Nov 18, 2017) |
| Yards Per Rush | 6.0 | vs Wake Forest (Nov 04, 2017) |
| TD Rushes | 3 | vs Wake Forest (Nov 04, 2017) |
| | 3 | at Miami (FL) (Nov 11, 2017) |
| Pass attempts | 53 | at Michigan State (Sep 23, 2017) |
| Pass completions | 32 | at Michigan State (Sep 23, 2017) |
| Yards Passing | 348 | vs Wake Forest (Nov 04, 2017) |
| Yards Per Pass | 8.0 | at Stanford (Nov 25, 2017) |
| TD Passes | 4 | at Stanford (Nov 25, 2017) |
| Total Plays | 88 | vs Wake Forest (Nov 04, 2017) |
| Total Offense | 587 | vs Wake Forest (Nov 04, 2017) |
| Yards Per Play | 6.7 | vs Wake Forest (Nov 04, 2017) |
| Points | 41 | at Miami (FL) (Nov 11, 2017) |
| Sacks By | 6 | at Stanford (Nov 25, 2017) |
| First Downs | 34 | vs Wake Forest (Nov 04, 2017) |
| Penalties | 12 | vs Georgia (Sep 09, 2017) |
| | 12 | vs NC State (Oct 28, 2017) |
| Penalty Yards | 127 | vs Georgia (Sep 09, 2017) |
| Turnovers | 3 | at Boston College (Sep 16, 2017) |
| | 3 | at Michigan State (Sep 23, 2017) |
| | 3 | at North Carolina (Oct 07, 2017) |
| | 3 | vs USC (Oct 21, 2017) |
| Interceptions By | 3 | at Miami (FL) (Nov 11, 2017) |
| Punts | 9 | at North Carolina (Oct 07, 2017) |
| Punting Avg | 50.4 | at Stanford (Nov 25, 2017) |
| Long Punt | 65 | at Stanford (Nov 25, 2017) |
| Punts inside 20 | 7 | at Boston College (Sep 16, 2017) |
| Long Punt Return | 28 | vs Georgia (Sep 09, 2017) |

3rd-Down Conversions

| Date | Opponent | Score | Overall | 1st Qtr | 2nd Qtr | 3rd Qtr | 4th Qtr | Overtime |
|--------------|-------------------|---------|-------------|------------|------------|------------|------------|----------|
| Sep 02, 2017 | TEMPLE | W 49-16 | 6-13 46.2 | 1-2 50.0 | 2-4 50.0 | 2-4 50.0 | 1-3 33.3 | |
| Sep 09, 2017 | GEORGIA | L 19-20 | 3-17 17.6 | 0-4 0.0 | 0-4 0.0 | 1-4 25.0 | 2-5 40.0 | |
| Sep 16, 2017 | at Boston College | W 49-20 | 9-18 50.0 | 1-4 25.0 | 2-5 40.0 | 4-5 80.0 | 2-4 50.0 | |
| Sep 23, 2017 | at Michigan State | W 38-18 | 8-14 57.1 | 1-2 50.0 | 4-6 66.7 | 1-2 50.0 | 2-4 50.0 | |
| Sep 30, 2017 | MIAMI (OHIO) | W 52-17 | 5-13 38.5 | 2-4 50.0 | 1-3 33.3 | 0-2 0.0 | 2-4 50.0 | |
| Oct 07, 2017 | at North Carolina | W 33-10 | 5-16 31.2 | 2-6 33.3 | 1-4 25.0 | 1-3 33.3 | 1-3 33.3 | |
| Oct 21, 2017 | USC | W 49-14 | 7-13 53.8 | 0-2 0.0 | 5-7 71.4 | 1-1 100.0 | 1-3 33.3 | |
| Oct 28, 2017 | NC STATE | W 35-14 | 9-16 56.2 | 0-3 0.0 | 5-6 83.3 | 0-1 0.0 | 4-6 66.7 | |
| Nov 04, 2017 | WAKE FOREST | W 48-37 | 8-16 50.0 | 2-3 66.7 | 4-7 57.1 | 2-5 40.0 | 0-1 0.0 | |
| Nov 11, 2017 | at Miami (FL) | L 8-41 | 6-16 37.5 | 2-6 33.3 | 1-5 20.0 | 2-3 66.7 | 1-2 50.0 | |
| Nov 18, 2017 | NAVY | W 24-17 | 4-8 50.0 | 1-3 33.3 | 1-2 50.0 | 0-0 0.0 | 2-3 66.7 | |
| Nov 25, 2017 | at Stanford | L 20-38 | 8-19 42.1 | 2-4 50.0 | 2-6 33.3 | 1-3 33.3 | 3-6 50.0 | |
| | Notre Dame | | 78-179 43.6 | 14-43 32.6 | 28-59 47.5 | 15-33 45.5 | 21-44 47.7 | 0-0 0.0 |
| | Opponents | | 63-188 33.5 | 14-43 32.6 | 17-49 34.7 | 14-48 29.2 | 18-48 37.5 | 0-0 0.0 |

4th-Down Conversions

| Date | Opponent | Score | Overall | 1st Qtr | 2nd Qtr | 3rd Qtr | 4th Qtr | Overtime |
|--------------|-------------------|---------|------------|-----------|-----------|-----------|-----------|----------|
| Sep 02, 2017 | TEMPLE | W 49-16 | 1-2 50.0 | 0-0 0.0 | 0-0 0.0 | 0-0 0.0 | 1-2 50.0 | |
| Sep 09, 2017 | GEORGIA | L 19-20 | 1-1 100.0 | 0-0 0.0 | 0-0 0.0 | 1-1 100.0 | 0-0 0.0 | |
| Sep 16, 2017 | at Boston College | W 49-20 | 0-1 0.0 | 0-0 0.0 | 0-1 0.0 | 0-0 0.0 | 0-0 0.0 | |
| Sep 23, 2017 | at Michigan State | W 38-18 | 0-0 0.0 | 0-0 0.0 | 0-0 0.0 | 0-0 0.0 | 0-0 0.0 | |
| Sep 30, 2017 | MIAMI (OHIO) | W 52-17 | 2-2 100.0 | 1-1 100.0 | 1-1 100.0 | 0-0 0.0 | 0-0 0.0 | |
| Oct 07, 2017 | at North Carolina | W 33-10 | 3-4 75.0 | 1-2 50.0 | 0-0 0.0 | 0-0 0.0 | 2-2 100.0 | |
| Oct 21, 2017 | USC | W 49-14 | 0-0 0.0 | 0-0 0.0 | 0-0 0.0 | 0-0 0.0 | 0-0 0.0 | |
| Oct 28, 2017 | NC STATE | W 35-14 | 0-0 0.0 | 0-0 0.0 | 0-0 0.0 | 0-0 0.0 | 0-0 0.0 | |
| Nov 04, 2017 | WAKE FOREST | W 48-37 | 1-3 33.3 | 0-0 0.0 | 0-1 0.0 | 1-2 50.0 | 0-0 0.0 | |
| Nov 11, 2017 | at Miami (FL) | L 8-41 | 1-2 50.0 | 0-0 0.0 | 1-1 100.0 | 0-0 0.0 | 0-1 0.0 | |
| Nov 18, 2017 | NAVY | W 24-17 | 0-0 0.0 | 0-0 0.0 | 0-0 0.0 | 0-0 0.0 | 0-0 0.0 | |
| Nov 25, 2017 | at Stanford | L 20-38 | 1-2 50.0 | 0-0 0.0 | 0-0 0.0 | 0-0 0.0 | 1-2 50.0 | |
| | Notre Dame | | 10-17 58.8 | 2-3 66.7 | 2-4 50.0 | 2-3 66.7 | 4-7 57.1 | 0-0 0.0 |
| | Opponents | | 11-23 47.8 | 1-2 50.0 | 1-2 50.0 | 4-8 50.0 | 5-11 45.5 | 0-0 0.0 |

Time of Possession

| Date | Opponent | Score | Overall | 1st Qtr | 2nd Qtr | 3rd Qtr | 4th Qtr | Overtime |
|--------------|-------------------|---------|---------|---------|---------|---------|---------|----------|
| Sep 02, 2017 | TEMPLE | W 49-16 | 26:11 | 5:39 | 7:09 | 7:34 | 5:49 | |
| Sep 09, 2017 | GEORGIA | L 19-20 | 27:18 | 7:52 | 6:29 | 5:39 | 7:18 | |
| Sep 16, 2017 | at Boston College | W 49-20 | 29:35 | 6:30 | 7:17 | 7:56 | 7:52 | |
| Sep 23, 2017 | at Michigan State | W 38-18 | 25:57 | 5:27 | 7:13 | 6:31 | 6:46 | |
| Sep 30, 2017 | MIAMI (OHIO) | W 52-17 | 24:27 | 6:36 | 7:02 | 3:34 | 7:15 | |
| Oct 07, 2017 | at North Carolina | W 33-10 | 36:32 | 11:37 | 6:30 | 6:09 | 12:16 | |
| Oct 21, 2017 | USC | W 49-14 | 28:24 | 7:42 | 9:12 | 4:13 | 7:17 | |
| Oct 28, 2017 | NC STATE | W 35-14 | 34:17 | 6:54 | 9:44 | 4:50 | 12:49 | |
| Nov 04, 2017 | WAKE FOREST | W 48-37 | 31:53 | 7:19 | 9:57 | 7:07 | 7:30 | |
| Nov 11, 2017 | at Miami (FL) | L 8-41 | 26:01 | 7:17 | 8:37 | 6:41 | 3:26 | |
| Nov 18, 2017 | NAVY | W 24-17 | 17:18 | 4:20 | 5:13 | 1:48 | 5:57 | |
| Nov 25, 2017 | at Stanford | L 20-38 | 28:36 | 6:18 | 8:13 | 6:44 | 7:21 | |
| | Notre Dame | Total | 336:29 | 83:31 | 92:36 | 68:46 | 91:36 | 0:00 |
| | | Avg. | 28:02 | 6:57 | 7:43 | 5:43 | 7:38 | 0:00 |
| | Opponents | Total | 383:31 | 96:29 | 87:24 | 111:14 | 88:24 | 0:00 |
| | | Avg. | 31:57 | 8:02 | 7:17 | 9:16 | 7:22 | 0:00 |

Notre Dame Inside Opponent Red-Zone

| Date | Opponent | Score | Times In RZ | Times Scored | Total Pts | TDs | Rush TDs | Pass TDs | FGs Made | Failed to score inside RZ | | | | | |
|------------------|-------------------|---------|-------------|--------------|-----------|-----|----------|----------|----------|---------------------------|------|-----|------|------|------|
| | | | | | | | | | | FGA | Down | Int | Fumb | Half | Game |
| Sep 02, 2017 | TEMPLE | W 49-16 | 6 | 6 | 42 | 6 | 4 | 2 | 0 | 0 | 0 | 0 | 0 | 0 | 0 |
| Sep 09, 2017 | GEORGIA | L 19-20 | 3 | 3 | 13 | 1 | 1 | 0 | 2 | 0 | 0 | 0 | 0 | 0 | 0 |
| Sep 16, 2017 | at Boston College | W 49-20 | 6 | 6 | 42 | 6 | 6 | 0 | 0 | 0 | 0 | 0 | 0 | 0 | 0 |
| Sep 23, 2017 | at Michigan State | W 38-18 | 4 | 4 | 28 | 4 | 3 | 1 | 0 | 0 | 0 | 0 | 0 | 0 | 0 |
| Sep 30, 2017 | MIAMI (OHIO) | W 52-17 | 3 | 3 | 21 | 3 | 1 | 2 | 0 | 0 | 0 | 0 | 0 | 0 | 0 |
| Oct 07, 2017 | at North Carolina | W 33-10 | 4 | 2 | 10 | 1 | 0 | 1 | 1 | 0 | 0 | 1 | 0 | 1 | 0 |
| Oct 21, 2017 | USC | W 49-14 | 4 | 4 | 28 | 4 | 4 | 0 | 0 | 0 | 0 | 0 | 0 | 0 | 0 |
| Oct 28, 2017 | NC STATE | W 35-14 | 3 | 2 | 14 | 2 | 1 | 1 | 0 | 0 | 0 | 0 | 0 | 1 | 0 |
| Nov 04, 2017 | WAKE FOREST | W 48-37 | 6 | 6 | 34 | 4 | 3 | 1 | 2 | 0 | 0 | 0 | 0 | 0 | 0 |
| Nov 11, 2017 | at Miami (FL) | L 8-41 | 1 | 1 | 8 | 1 | 0 | 1 | 0 | 0 | 0 | 0 | 0 | 0 | 0 |
| Nov 18, 2017 | NAVY | W 24-17 | 3 | 3 | 17 | 2 | 1 | 1 | 1 | 0 | 0 | 0 | 0 | 0 | 0 |
| Nov 25, 2017 | at Stanford | L 20-38 | 2 | 1 | 3 | 0 | 0 | 0 | 1 | 0 | 1 | 0 | 0 | 0 | 0 |
| Totals | | | 45 | 41 | 260 | 34 | 24 | 10 | 7 | 0 | 1 | 1 | 0 | 2 | 0 |
| 41 of 45 (91.1%) | | | | | | | | | | | | | | | |

Opponents Inside Notre Dame Red-Zone

| Date | Opponent | Score | Times In RZ | Times Scored | Total Pts | TDs | Rush TDs | Pass TDs | FGs Made | Failed to score inside RZ | | | | | |
|------------------|-------------------|---------|-------------|--------------|-----------|-----|----------|----------|----------|---------------------------|------|-----|------|------|------|
| | | | | | | | | | | FGA | Down | Int | Fumb | Half | Game |
| Sep 02, 2017 | TEMPLE | W 49-16 | 4 | 3 | 16 | 2 | 0 | 2 | 1 | 1 | 0 | 0 | 0 | 0 | 0 |
| Sep 09, 2017 | GEORGIA | L 19-20 | 4 | 4 | 20 | 2 | 1 | 1 | 2 | 0 | 0 | 0 | 0 | 0 | 0 |
| Sep 16, 2017 | at Boston College | W 49-20 | 3 | 3 | 13 | 1 | 0 | 1 | 2 | 0 | 0 | 0 | 0 | 0 | 0 |
| Sep 23, 2017 | at Michigan State | W 38-18 | 5 | 2 | 10 | 1 | 0 | 1 | 1 | 0 | 1 | 0 | 1 | 1 | 0 |
| Sep 30, 2017 | MIAMI (OHIO) | W 52-17 | 2 | 2 | 10 | 1 | 0 | 1 | 1 | 0 | 0 | 0 | 0 | 0 | 0 |
| Oct 07, 2017 | at North Carolina | W 33-10 | 2 | 1 | 3 | 0 | 0 | 0 | 1 | 0 | 0 | 0 | 1 | 0 | 0 |
| Oct 21, 2017 | USC | W 49-14 | 3 | 2 | 14 | 2 | 0 | 2 | 0 | 1 | 0 | 0 | 0 | 0 | 0 |
| Oct 28, 2017 | NC STATE | W 35-14 | 2 | 1 | 7 | 1 | 0 | 1 | 0 | 0 | 1 | 0 | 0 | 0 | 0 |
| Nov 04, 2017 | WAKE FOREST | W 48-37 | 4 | 4 | 24 | 3 | 2 | 1 | 1 | 0 | 0 | 0 | 0 | 0 | 0 |
| Nov 11, 2017 | at Miami (FL) | L 8-41 | 6 | 6 | 34 | 4 | 3 | 1 | 2 | 0 | 0 | 0 | 0 | 0 | 0 |
| Nov 18, 2017 | NAVY | W 24-17 | 3 | 2 | 14 | 2 | 1 | 1 | 0 | 1 | 0 | 0 | 0 | 0 | 0 |
| Nov 25, 2017 | at Stanford | L 20-38 | 5 | 5 | 31 | 4 | 1 | 3 | 1 | 0 | 0 | 0 | 0 | 0 | 0 |
| Totals | | | 43 | 35 | 196 | 23 | 8 | 15 | 12 | 3 | 2 | 0 | 2 | 1 | 0 |
| 35 of 43 (81.4%) | | | | | | | | | | | | | | | |

| # | PLAYER | GP-GS | TEM | UGA | BC | MSU | MIAMI | NC | USC | NCST | WF | UM | NAVY | STAN |
|----|-----------------|-------|-------|-------|-------|-------|-------|-------|-------|-------|-------|-------|-------|-------|
| 33 | ADAMS, Josh | 12/12 | START | START | START | START | START | START | START | START | START | START | START | START |
| 31 | AGORO | 1/- | ... | ... | ... | ... | XXX | ... | ... | ... | ... | ... | ... | ... |
| 2A | ASSAF | 1/- | ... | ... | ... | ... | ... | ... | XXX | ... | ... | ... | ... | ... |
| 4A | BALL | 1/- | ... | ... | ... | ... | XXX | ... | ... | ... | ... | ... | ... | ... |
| 71 | BARS | 12/12 | START | START | START | START | START | START | START | START | START | START | START | START |
| 22 | BILAL | 12/- | XXX | XXX | XXX | XXX | XXX | XXX | XXX | XXX | XXX | XXX | XXX | XXX |
| 70 | BIVIN | 11/- | XXX | XXX | XXX | XXX | XXX | XXX | XXX | XXX | XXX | ... | XXX | XXX |
| 55 | BONNER | 12/12 | START | START | START | START | START | START | START | START | START | START | START | START |
| 12 | BOOK | 9/1 | ... | XXX | XXX | XXX | XXX | START | XXX | ... | XXX | XXX | ... | XXX |
| 81 | BOYKIN | 11/- | ... | XXX | XXX | XXX | XXX | XXX | XXX | XXX | XXX | XXX | XXX | XXX |
| 6 | ST. BROWN | 12/12 | START | START | START | START | START | START | START | START | START | START | START | START |
| 63 | BUSH | 1/- | ... | ... | ... | ... | ... | ... | XXX | ... | ... | ... | ... | ... |
| 67 | BYRNE | 3/- | ... | ... | ... | XXX | XXX | ... | XXX | ... | ... | ... | ... | ... |
| 11 | CANTEEN | 3/1 | XXX | START | XXX | ... | ... | ... | ... | ... | ... | ... | ... | ... |
| 9A | CENTLIVRE | 2/- | ... | ... | ... | ... | XXX | ... | ... | ... | ... | ... | XXX | ... |
| 83 | CLAYPOOL | 12/8 | XXX | XXX | START | START | START | START | START | XXX | START | START | START | XXX |
| 24 | COLEMAN | 12/11 | START | START | START | START | START | START | START | START | START | START | XXX | START |
| 4 | CONEY | 12/6 | XXX | XXX | XXX | XXX | XXX | START | START | START | START | START | XXX | START |
| 20 | CRAWFORD | 12/1 | XXX | XXX | XXX | XXX | XXX | XXX | XXX | XXX | XXX | XXX | START | XXX |
| 97 | DEW-TREADWAY | 8/- | ... | ... | XXX | XXX | XXX | XXX | XXX | ... | XXX | XXX | ... | XXX |
| 39 | DOERER | 6/- | ... | ... | XXX | ... | XXX | ... | ... | ... | XXX | XXX | XXX | XXX |
| 74 | EICHENBERG | 5/- | ... | ... | XXX | XXX | XXX | XXX | XXX | ... | ... | ... | ... | ... |
| 21 | ELLIOTT | 12/12 | START | START | START | START | START | START | START | START | START | START | START | START |
| 5B | FEIST | 1/- | ... | ... | ... | ... | XXX | ... | ... | ... | ... | ... | ... | ... |
| 28 | FERTITTA | 10/- | ... | ... | XXX | XXX | XXX | XXX | XXX | XXX | XXX | XXX | XXX | XXX |
| 10 | FINKE | 12/- | XXX | XXX | XXX | XXX | XXX | XXX | XXX | XXX | XXX | XXX | XXX | XXX |
| 13 | GENMARK-HEATH | 12/- | XXX | XXX | XXX | XXX | XXX | XXX | XXX | XXX | XXX | XXX | XXX | XXX |
| 72 | HAINSEY | 12/- | XXX | XXX | XXX | XXX | XXX | XXX | XXX | XXX | XXX | XXX | XXX | XXX |
| 35 | HAMMANN | 1/- | ... | ... | ... | ... | ... | ... | XXX | ... | ... | ... | ... | ... |
| 9 | HAYES, Daelin | 12/11 | START | START | START | START | START | START | START | START | START | START | XXX | START |
| 93 | HAYES, Jay | 12/12 | START | START | START | START | START | START | START | START | START | START | START | START |
| 41 | HINISH | 11/- | XXX | XXX | XXX | XXX | XXX | XXX | XXX | ... | XXX | XXX | XXX | XXX |
| 16 | HOLMES, C.J. | 8/- | ... | ... | XXX | ... | ... | XXX | XXX | XXX | XXX | XXX | XXX | XXX |
| 44 | JONES, Jamir | 11/- | XXX | XXX | XXX | XXX | XXX | XXX | XXX | XXX | XXX | XXX | XXX | ... |
| 45 | JONES, Jonathan | 12/- | XXX | XXX | XXX | XXX | XXX | XXX | XXX | XXX | XXX | XXX | XXX | XXX |
| 34 | JONES, T. | 11/1 | XXX | XXX | XXX | ... | XXX | XXX | XXX | XXX | XXX | XXX | XXX | START |
| 5A | KAREEM | 12/- | XXX | XXX | XXX | XXX | XXX | XXX | XXX | XXX | XXX | XXX | XXX | XXX |
| 64 | KILANDER | 1/- | ... | ... | ... | ... | XXX | ... | ... | ... | ... | ... | ... | ... |
| 84 | KMET | 12/- | XXX | XXX | XXX | XXX | XXX | XXX | XXX | XXX | XXX | XXX | XXX | XXX |
| 78 | KRAEMER | 12/12 | START | START | START | START | START | START | START | START | START | START | START | START |
| 27 | LOVE | 12/12 | START | START | START | START | START | START | START | START | START | START | START | START |
| 86 | MACK, Alize | 10/6 | START | XXX | START | XXX | XXX | START | START | START | ... | XXX | START | ... |
| 48 | MARTINI | 11/6 | START | START | START | START | START | XXX | ... | XXX | XXX | XXX | START | XXX |
| 68 | McGLINCHEY | 12/12 | START | START | START | START | START | START | START | START | START | START | START | START |
| 38 | McINTOSH | 8/- | ... | ... | XXX | XXX | XXX | XXX | XXX | XXX | XXX | XXX | ... | ... |
| 32 | MORGAN, D.J. | 2/- | ... | ... | XXX | ... | XXX | ... | ... | ... | ... | ... | ... | ... |
| 5 | MORGAN, Nyles | 12/12 | START | START | START | START | START | START | START | START | START | START | START | START |
| 53 | MUSTIPHER | 12/12 | START | START | START | START | START | START | START | START | START | START | START | START |
| 56 | NELSON | 12/12 | START | START | START | START | START | START | START | START | START | START | START | START |
| 85 | NEWSOME | 12/- | XXX | XXX | XXX | XXX | XXX | XXX | XXX | XXX | XXX | XXX | XXX | XXX |
| 91 | OGUNDEJI | 5/- | XXX | ... | XXX | XXX | XXX | ... | XXX | ... | ... | ... | ... | ... |
| 42 | OKWARA, J. | 11/- | XXX | XXX | XXX | XXX | XXX | XXX | XXX | XXX | XXX | XXX | ... | XXX |
| 62 | PLANTZ, Logan | 2/- | ... | ... | ... | ... | XXX | ... | XXX | ... | ... | ... | ... | ... |
| 18 | PRIDE | 11/3 | XXX | ... | XXX | XXX | XXX | XXX | XXX | XXX | XXX | START | START | START |
| 37 | REGAN | 9/- | XXX | XXX | ... | ... | XXX | XXX | XXX | XXX | XXX | ... | XXX | XXX |
| 4B | RINEY | 1/- | ... | ... | ... | ... | XXX | ... | ... | ... | ... | ... | ... | ... |
| 17 | ROBERTSON, I. | 11/- | XXX | XXX | XXX | XXX | XXX | XXX | XXX | XXX | XXX | ... | XXX | XXX |
| 57 | RUHLAND | 5/- | ... | ... | XXX | XXX | XXX | XXX | XXX | ... | ... | ... | ... | ... |
| 3 | SANDERS | 12/- | XXX | XXX | XXX | XXX | XXX | XXX | XXX | XXX | XXX | XXX | XXX | XXX |
| 54 | SHANNON | 12/- | XXX | XXX | XXX | XXX | XXX | XXX | XXX | XXX | XXX | XXX | XXX | XXX |
| 8A | SHINAVER | 1/- | ... | ... | ... | ... | ... | ... | XXX | ... | ... | ... | ... | ... |
| 15 | SMITH, Cam | 5/4 | START | START | ... | START | START | XXX | ... | ... | ... | ... | ... | ... |
| 80 | SMYTHE | 12/12 | START | START | START | START | START | START | START | START | START | START | START | START |
| 29 | STEPHERSON | 8/3 | ... | ... | ... | ... | XXX | XXX | XXX | START | XXX | START | XXX | START |
| 14 | STUDSTILL | 10/- | XXX | XXX | XXX | XXX | ... | XXX | XXX | XXX | XXX | XXX | XXX | ... |
| 95 | TAGOVAILOA-AMOS | 12/- | XXX | XXX | XXX | XXX | XXX | XXX | XXX | XXX | XXX | XXX | XXX | XXX |
| 77 | TIASSUM | 3/- | XXX | ... | ... | XXX | XXX | ... | ... | ... | ... | ... | ... | ... |
| 99 | TILLERY | 12/12 | START | START | START | START | START | START | START | START | START | START | START | START |
| 23 | TRANQUILL | 12/12 | START | START | START | START | START | START | START | START | START | START | START | START |
| 98 | TRUMBETTI | 12/1 | XXX | XXX | XXX | XXX | XXX | XXX | XXX | XXX | XXX | XXX | START | XXX |
| 4A | VANGORDER | 11/- | XXX | XXX | XXX | XXX | XXX | XXX | XXX | XXX | XXX | ... | XXX | XXX |
| 8 | VAUGHN | 8/- | XXX | ... | XXX | XXX | XXX | XXX | XXX | ... | XXX | ... | ... | XXX |
| 7A | WATKINS | 11/9 | START | START | START | START | START | START | START | START | START | XXX | ... | XXX |
| 26 | WEBSTER | 12/- | XXX | XXX | XXX | XXX | XXX | XXX | XXX | XXX | XXX | XXX | XXX | XXX |
| 82 | WEISHAR | 12/1 | XXX | XXX | XXX | XXX | XXX | XXX | XXX | XXX | START | XXX | XXX | XXX |
| 2 | WILLIAMS, D. | 9/- | XXX | XXX | XXX | XXX | ... | ... | ... | XXX | XXX | XXX | XXX | XXX |
| 7 | WIMBUSH | 11/11 | START | START | START | START | START | ... | START | START | START | START | START | START |
| 89 | WRIGHT | 11/- | XXX | XXX | XXX | XXX | XXX | ... | XXX | XXX | XXX | XXX | XXX | XXX |
| 19 | YOON | 11/- | XXX | XXX | XXX | XXX | XXX | XXX | XXX | XXX | XXX | ... | XXX | XXX |
| 87 | YOUNG, Michael | 12/- | XXX | XXX | XXX | XXX | XXX | XXX | XXX | XXX | XXX | XXX | XXX | XXX |

| ALL-PURPOSE YARDS | Total | TEM | UGA | BC | MSU | MIAMI | NC | USC | NCST | WF | UM | NAVY | STAN |
|-------------------|-------|-----|-----|-----|-----|-------|-----|-----|------|-----|-----|------|------|
| ADAMS, Josh | 1468 | 161 | 113 | 238 | 56 | 159 | 133 | 191 | 200 | 22 | 40 | 106 | 49 |
| WIMBUSH | 765 | 106 | 1 | 207 | 52 | 36 | DNP | 106 | 21 | 110 | 24 | 41 | 61 |
| SANDERS | 633 | 48 | 84 | - | 65 | 15 | 63 | 42 | 57 | 83 | 82 | 64 | 30 |
| ST. BROWN | 468 | 80 | 16 | 3 | 61 | 42 | 9 | 29 | 13 | 36 | 68 | - | 111 |
| STEPHERSON | 446 | DNP | DNP | DNP | DNP | -3 | - | 93 | 24 | 64 | 43 | 103 | 122 |
| CLAYPOOL | 399 | 16 | - | 8 | 54 | 28 | 36 | 13 | 17 | 180 | 8 | 28 | 11 |
| McINTOSH | 376 | DNP | DNP | 24 | 35 | 42 | 126 | 11 | 63 | 74 | 1 | DNP | DNP |
| WILLIAMS, D. | 337 | 124 | - | 50 | 48 | DNP | DNP | DNP | 33 | 33 | 23 | - | 26 |
| JONES, T. | 263 | 19 | 8 | 5 | DNP | 48 | 31 | 37 | 16 | 59 | 16 | 22 | 2 |
| FINKE | 240 | - | 33 | 5 | - | 48 | 44 | 34 | 11 | 12 | -3 | -5 | 61 |
| SMYTHE | 234 | 34 | - | 33 | 21 | - | 22 | 20 | 52 | 36 | 16 | - | - |
| BOOK | 171 | DNP | 2 | - | 1 | 37 | 45 | 11 | DNP | 54 | 10 | DNP | 11 |
| MACK, Alize | 166 | 17 | 41 | 43 | 15 | - | 38 | - | - | DNP | 12 | - | DNP |
| LOVE | 153 | - | - | - | 59 | - | - | - | 69 | 25 | - | - | - |
| BOYKIN | 151 | DNP | - | - | 12 | 54 | 18 | - | - | 14 | - | 33 | 20 |
| SMITH, Cam | 65 | 22 | 44 | DNP | - | - | -1 | DNP | DNP | DNP | DNP | DNP | DNP |
| MARTINI | 42 | - | - | - | - | 42 | - | DNP | - | - | - | - | - |
| WEISHAR | 39 | 20 | - | - | - | - | - | - | - | 17 | - | - | 2 |
| YOUNG, Michael | 34 | - | 4 | - | 18 | 12 | - | - | - | - | - | - | - |
| HOLMES, C.J. | 32 | DNP | DNP | - | DNP | DNP | 32 | - | - | - | - | - | - |
| KMET | 25 | - | - | - | - | 11 | - | - | - | 14 | - | - | - |
| WATKINS | 14 | - | - | - | - | - | - | 14 | - | - | - | DNP | - |
| CANTEEN | 7 | 7 | - | - | DNP | DNP | DNP | DNP | DNP | DNP | DNP | DNP | DNP |
| OKWARA, J. | 5 | - | - | - | - | - | 5 | - | - | - | - | DNP | - |
| PRIDE | -5 | - | DNP | - | - | - | - | - | - | - | - | -5 | - |
| TEAM | -13 | - | - | - | - | - | -2 | -3 | -1 | -3 | - | -4 | - |

| #7 WIMBUSH | Comp | Att | Int | Pct | Yards | TD | Long | Sacked | Effic |
|----------------|------------|------------|----------|-------------|-------------|-----------|-----------|---------------|---------------|
| Temple | 17 | 30 | 1 | 56.7 | 184 | 2 | 34 | 2-7 | 123.52 |
| Georgia | 20 | 40 | 0 | 50.0 | 210 | 0 | 32 | 3-24 | 94.10 |
| Boston College | 11 | 24 | 1 | 45.8 | 96 | 0 | 33 | 0-0 | 71.10 |
| Michigan State | 14 | 20 | 0 | 70.0 | 173 | 1 | 40 | 1-5 | 159.16 |
| Miami (Ohio) | 7 | 18 | 0 | 38.9 | 119 | 3 | 54 | 2-10 | 149.42 |
| USC | 9 | 19 | 0 | 47.4 | 120 | 2 | 26 | 1-10 | 135.16 |
| NC State | 10 | 19 | 0 | 52.6 | 104 | 2 | 25 | 2-7 | 133.35 |
| Wake Forest | 15 | 30 | 0 | 50.0 | 280 | 1 | 44 | 1-4 | 139.40 |
| Miami (FL) | 10 | 21 | 2 | 47.6 | 119 | 1 | 23 | 5-21 | 91.89 |
| Navy | 9 | 18 | 0 | 50.0 | 164 | 2 | 30 | 1-3 | 163.20 |
| Stanford | 11 | 28 | 2 | 39.3 | 249 | 2 | 83 | 6-20 | 123.27 |
| TOTALS | 133 | 267 | 6 | 49.8 | 1818 | 16 | 83 | 24-111 | 122.29 |

| #12 BOOK | Comp | Att | Int | Pct | Yards | TD | Long | Sacked | Effic |
|----------------|-----------|-----------|----------|-------------|------------|----------|-----------|------------|---------------|
| Boston College | 0 | 3 | 0 | 0.0 | 0 | 0 | 0 | 0-0 | 0.00 |
| Miami (Ohio) | 3 | 5 | 0 | 60.0 | 51 | 0 | 48 | 0-0 | 145.68 |
| North Carolina | 17 | 31 | 2 | 54.8 | 146 | 1 | 23 | 1-2 | 92.14 |
| USC | 0 | 2 | 0 | 0.0 | 0 | 0 | 0 | 0-0 | 0.00 |
| Wake Forest | 8 | 8 | 0 | 100.0 | 50 | 1 | 12 | 0-0 | 193.75 |
| Miami (FL) | 3 | 6 | 1 | 50.0 | 33 | 0 | 23 | 0-0 | 62.87 |
| Stanford | 1 | 1 | 0 | 100.0 | 12 | 0 | 12 | 0-0 | 200.80 |
| TOTALS | 32 | 56 | 3 | 57.1 | 292 | 2 | 48 | 1-2 | 102.01 |

| #TM TEAM | Comp | Att | Int | Pct | Yards | TD | Long | Sacked | Effic |
|---------------|----------|----------|----------|------------|----------|----------|----------|------------|-------------|
| USC | 0 | 1 | 0 | 0.0 | 0 | 0 | 0 | 0-0 | 0.00 |
| TOTALS | 0 | 1 | 0 | 0.0 | 0 | 0 | 0 | 0-0 | 0.00 |

| RUSHING | No-Yds/TD | TEM | UGA | BC | MSU | MIAMI | NC | USC | NCST | WF | UM | NAVY | STAN |
|----------------|------------|----------|---------|----------|---------|---------|----------|----------|----------|----------|---------|----------|---------|
| ADAMS, Josh | 191-1386/9 | 19-161/2 | 19-53/0 | 18-229/0 | 9-56/0 | 8-159/2 | 13-118/1 | 19-191/3 | 27-202/1 | 5-22/0 | 16-40/0 | 18-106/0 | 20-49/0 |
| WIMBUSH | 137-765/14 | 12-106/1 | 16-1/1 | 21-207/4 | 8-52/1 | 11-36/1 | DNP | 14-106/2 | 7-21/1 | 12-110/2 | 11-24/0 | 8-41/1 | 17-61/0 |
| McINTOSH | 65-368/5 | DNP | DNP | 4-24/0 | 12-35/1 | 12-47/1 | 12-124/2 | 4-11/0 | 11-63/0 | 9-63/1 | 1-1/0 | DNP | DNP |
| WILLIAMS, D. | 37-324/4 | 6-124/1 | - | 6-50/2 | 8-40/1 | DNP | DNP | DNP | 8-33/0 | 3-33/0 | 3-23/0 | - | 3-21/0 |
| JONES, T. | 43-232/3 | 6-19/1 | 1-1/0 | 2-5/1 | DNP | 4-48/0 | 9-31/0 | 5-37/0 | - | 10-59/1 | 2-12/0 | 3-20/0 | 1-2/0 |
| BOOK | 26-171/0 | DNP | 1-2/0 | - | 1-1/0 | 3-37/0 | 12-45/0 | 2-11/0 | DNP | 3-54/0 | 2-10/0 | DNP | 2-11/0 |
| STEPHERSON | 5-76/0 | DNP | DNP | DNP | DNP | - | - | 2-24/0 | - | 2-42/0 | - | - | 1-10/0 |
| HOLMES, C.J. | 8-32/0 | DNP | DNP | - | DNP | DNP | 8-32/0 | - | - | - | - | - | - |
| YOUNG, Michael | 1-6/0 | - | - | - | - | 1-6/0 | - | - | - | - | - | - | - |
| SMITH, Cam | 2-5/0 | 1-12/0 | - | DNP | - | - | 1-7/0 | DNP | DNP | DNP | DNP | DNP | DNP |
| SANDERS | 1-0/0 | - | - | - | 1-0/0 | - | - | - | - | - | - | - | - |
| CLAYPOOL | 2-3/0 | - | - | - | 1-2/0 | - | - | - | - | - | 1-1/0 | - | - |
| TEAM | 8-13/0 | DNP | DNP | DNP | - | DNP | 2-2/0 | 1-3/0 | 1-1/0 | 2-3/0 | DNP | 2-4/0 | DNP |

| RECEIVING | No-Yds/TD | TEM | UGA | BC | MSU | MIAMI | NC | USC | NCST | WF | UM | NAVY | STAN |
|----------------|-----------|--------|--------|--------|--------|--------|--------|--------|--------|---------|--------|---------|---------|
| ST. BROWN | 31-468/4 | 4-80/1 | 2-16/0 | 1-3/0 | 4-61/0 | 3-42/1 | 1-9/0 | 3-29/1 | 2-13/0 | 2-36/0 | 4-68/0 | - | 5-111/1 |
| CLAYPOOL | 29-402/2 | 1-16/0 | - | 2-8/0 | 4-56/0 | 2-28/1 | 3-36/0 | 1-13/0 | 2-17/0 | 9-180/1 | 2-9/0 | 2-28/0 | 1-11/0 |
| STEPHERSON | 19-359/5 | DNP | DNP | DNP | DNP | 1-3/0 | - | 3-58/1 | 2-24/1 | 2-22/0 | 3-43/0 | 5-103/2 | 3-112/1 |
| SMYTHE | 13-234/1 | 2-34/0 | - | 1-33/0 | 1-21/0 | - | 2-22/0 | 1-20/0 | 3-52/1 | 2-36/0 | 1-16/0 | - | - |
| MACK, Alize | 19-166/1 | 2-17/0 | 2-41/0 | 5-43/0 | 2-15/0 | - | 6-38/0 | - | - | DNP | 2-12/1 | - | DNP |
| BOYKIN | 9-151/1 | DNP | - | - | 1-12/0 | 1-54/1 | 2-18/0 | - | - | 2-14/0 | - | 2-33/0 | 1-20/0 |
| FINKE | 5-84/0 | - | 3-36/0 | - | - | 1-48/0 | - | 1-0/0 | - | - | - | - | - |
| ADAMS, Josh | 10-82/0 | - | 6-60/0 | 2-9/0 | - | - | 1-15/0 | - | 1-2/0 | - | - | - | - |
| SMITH, Cam | 8-60/1 | 3-10/0 | 4-44/0 | DNP | - | - | 1-6/1 | DNP | DNP | DNP | DNP | DNP | DNP |
| WEISHAR | 7-39/2 | 3-20/1 | - | - | - | - | - | - | - | 3-17/1 | - | - | 1-2/0 |
| KMET | 2-14/0 | - | - | - | - | - | - | - | - | 2-14/0 | - | - | - |
| JONES, T. | 4-13/0 | 1-0/0 | 2-9/0 | - | DNP | - | - | - | - | - | 1-4/0 | - | - |
| WILLIAMS, D. | 2-13/1 | - | - | - | 1-8/1 | DNP | DNP | DNP | - | - | - | - | 1-5/0 |
| YOUNG, Michael | 2-10/0 | - | 1-4/0 | - | - | 1-6/0 | - | - | - | - | - | - | - |
| McINTOSH | 3-8/0 | DNP | DNP | - | - | 1-5/0 | 1-2/0 | - | - | 1-11/0 | - | DNP | DNP |
| CANTEEN | 1-7/0 | 1-7/0 | - | - | DNP | DNP | DNP | DNP | DNP | DNP | DNP | DNP | DNP |
| SANDERS | 1-0/0 | - | - | - | 1-0/0 | - | - | - | - | - | - | - | - |

GAME-BY-GAME RETURNS

| PUNT RETURNS | No-Yds | TEM | UGA | BC | MSU | MIAMI | NC | USC | NCST | WF | UM | NAVY | STAN |
|--------------|--------|-----|-----|-----|-----|-------|------|------|------|------|-----|------|------|
| FINKE | 24-156 | 1-0 | 3-3 | 4-5 | 1-0 | - | 4-44 | 3-34 | 3-11 | 1-12 | 1-3 | 1-5 | 2-61 |

| KICK RETURNS | No-Yds | TEM | UGA | BC | MSU | MIAMI | NC | USC | NCST | WF | UM | NAVY | STAN |
|----------------|--------|------|------|-----|------|-------|------|------|------|------|------|------|------|
| SANDERS | 28-633 | 2-48 | 4-84 | - | 2-65 | 1-15 | 3-63 | 2-42 | 2-57 | 3-83 | 4-82 | 3-64 | 2-30 |
| JONES, T. | 2-18 | - | - | - | DNP | - | - | - | 1-16 | - | - | 1-2 | - |
| YOUNG, Michael | 1-18 | - | - | - | 1-18 | - | - | - | - | - | - | - | - |
| KMET | 1-11 | - | - | - | - | 1-11 | - | - | - | - | - | - | - |
| STEPHERSON | 1-11 | DNP | DNP | DNP | DNP | - | - | 1-11 | - | - | - | - | - |

| INT. RETURNS | No-Yds | TEM | UGA | BC | MSU | MIAMI | NC | USC | NCST | WF | UM | NAVY | STAN |
|--------------|--------|-----|-----|-----|------|-------|-----|------|------|------|----|------|------|
| LOVE | 3-153 | - | - | - | 1-59 | - | - | - | 1-69 | 1-25 | - | - | - |
| CRAWFORD | 2-0 | - | - | 2-0 | - | - | - | - | - | - | - | - | - |
| TRANQUILL | 1-0 | - | 1-0 | - | - | - | - | - | - | - | - | - | - |
| WATKINS | 1-14 | - | - | - | - | - | - | 1-14 | - | - | - | DNP | - |
| OKWARA, J. | 1-5 | - | - | - | - | - | 1-5 | - | - | - | - | DNP | - |
| PRIDE | 1-5 | - | DNP | - | - | - | - | - | - | - | - | 1-5 | - |
| MARTINI | 1-42 | - | - | - | - | 1-42 | - | DNP | - | - | - | - | - |

| FUMBLE RETURNS | No-Yds | TEM | UGA | BC | MSU | MIAMI | NC | USC | NCST | WF | UM | NAVY | STAN |
|----------------|--------|------|-----|----|-----|-------|------|-----|------|----|----|------|------|
| KAREEM | 1-16 | - | - | - | - | - | 1-16 | - | - | - | - | - | - |
| TRANQUILL | 1-15 | 1-15 | - | - | - | - | - | - | - | - | - | - | - |

| Total Tackles | UA-A | Total | TEM | UGA | BC | MSU | MIAMI | NC | USC | NCST | WF | UM | NAVY | STAN |
|-----------------|-------|-------|-----|-----|-----|-----|-------|-----|-----|------|-----|-----|------|------|
| CONEY | 50-49 | 99 | 3-3 | 4-2 | 5-8 | 3-4 | 3-1 | 1-5 | 4-7 | 6-3 | 6-6 | 7-2 | 5-5 | 3-3 |
| MORGAN, Nyles | 34-49 | 83 | 4-4 | 3-4 | 2-8 | 2-7 | 3-4 | 2-1 | 3-4 | 2-4 | 3-4 | 4-3 | 3-2 | 3-4 |
| TRANQUILL | 40-34 | 74 | 1-3 | 1-4 | 4-1 | 3-3 | 2-5 | 6-1 | 5-2 | 3-4 | 3-3 | 5-3 | 5-3 | 2-2 |
| MARTINI | 38-32 | 70 | 1-5 | 4-2 | 4-6 | 5-2 | 2-3 | 5-0 | DNP | 1-0 | 4-2 | 5-2 | 7-8 | 0-2 |
| LOVE | 42-20 | 62 | 4-0 | 4-2 | 1-0 | 2-4 | 3-1 | 3-3 | 1-0 | 2-0 | 5-2 | 3-1 | 10-4 | 4-3 |
| TILLERY | 25-27 | 52 | 3-1 | 1-4 | 4-3 | 0-3 | 1-2 | 2-3 | 1-3 | 1-3 | 1-1 | 2-1 | 3-3 | 6-0 |
| COLEMAN | 28-14 | 42 | 4-1 | 3-1 | 3-2 | 1-0 | 2-1 | 1-2 | 2-1 | 2-0 | 4-3 | 2-0 | 1-0 | 3-3 |
| ELLIOTT | 23-15 | 38 | 2-1 | 0-1 | 2-1 | 3-1 | 3-2 | 2-2 | 1-0 | 1-1 | 3-1 | 1-2 | 1-1 | 4-2 |
| CRAWFORD | 20-12 | 32 | 1-0 | - | 0-2 | 1-3 | 1-1 | 5-0 | 1-1 | 2-0 | 4-0 | 1-1 | 3-4 | 1-0 |
| HAYES, Daelin | 17-11 | 28 | 3-1 | 1-0 | 1-4 | 0-1 | 1-0 | 1-1 | 5-0 | 2-3 | 1-0 | 1-0 | 1-1 | - |
| WATKINS | 22-5 | 27 | 1-0 | 5-2 | 4-1 | 2-2 | 1-0 | 1-0 | 4-0 | 2-0 | 1-0 | - | DNP | 1-0 |
| TRUMBETTI | 12-15 | 27 | 1-1 | 2-3 | 2-1 | 2-2 | 1-1 | - | 0-2 | 0-2 | 1-0 | - | 3-1 | 0-2 |
| BONNER | 12-15 | 27 | 2-2 | 2-2 | 1-1 | 0-3 | 1-1 | 1-0 | - | - | 0-3 | 1-0 | 2-2 | 2-1 |
| HAYES, Jay | 13-13 | 26 | 1-4 | 5-2 | - | 1-1 | 0-1 | 0-1 | 1-1 | - | 1-2 | 3-0 | 0-1 | 1-0 |
| PRIDE | 14-8 | 22 | 1-0 | DNP | - | 2-0 | - | - | 3-1 | 0-1 | 2-2 | 1-1 | 4-2 | 1-1 |
| KAREEM | 10-8 | 18 | 1-0 | - | 1-1 | 0-1 | 2-0 | - | 2-0 | 1-1 | 1-3 | - | 2-2 | - |
| OKWARA, J. | 9-7 | 16 | 1-0 | - | 2-1 | 0-1 | - | 2-0 | 1-1 | 1-1 | 0-2 | 2-1 | DNP | - |
| STUDSTILL | 6-10 | 16 | 0-4 | 2-1 | 2-2 | - | DNP | 0-1 | 1-0 | - | - | 0-2 | 1-0 | DNP |
| BILAL | 11-5 | 16 | 2-0 | - | 2-2 | 1-1 | 2-0 | 1-1 | 0-1 | - | 1-0 | - | - | 2-0 |
| TAGOVAILOA-AMOS | 7-5 | 12 | 2-1 | 0-1 | - | 1-1 | - | - | - | - | - | 1-1 | 2-1 | 1-0 |
| GENMARK-HEATH | 6-5 | 11 | 1-0 | 1-1 | 1-1 | 1-2 | 0-1 | - | - | - | 1-0 | - | 1-0 | - |
| FERTITTA | 8-2 | 10 | DNP | DNP | 1-0 | - | 2-0 | - | - | 2-0 | 1-2 | - | - | 2-0 |
| JONES, T. | 6-3 | 9 | 2-1 | 1-1 | - | DNP | - | - | 0-1 | 1-0 | - | 2-0 | - | - |
| JONES, Jonathan | 6-3 | 9 | - | - | 0-1 | - | 4-0 | - | 2-1 | 0-1 | - | - | - | - |
| ROBERTSON, I. | 3-5 | 8 | 0-1 | - | 0-1 | 1-1 | 1-0 | - | 1-0 | - | 0-2 | DNP | - | - |
| HINISH | 1-6 | 7 | 0-1 | 0-1 | - | - | - | - | 0-3 | DNP | - | - | 1-0 | 0-1 |
| REGAN | 4-3 | 7 | - | - | DNP | DNP | 1-1 | - | 1-1 | 1-0 | 1-1 | DNP | - | - |
| VAUGHN | 4-2 | 6 | 1-0 | DNP | - | 3-0 | 0-1 | - | 0-1 | DNP | - | DNP | DNP | - |
| YOON | 3-1 | 4 | - | - | 0-1 | 1-0 | 1-0 | - | 1-0 | - | - | DNP | - | - |
| SMYTHE | 3-0 | 3 | - | - | 1-0 | - | - | - | - | - | - | - | - | 2-0 |
| WILLIAMS, D. | 1-2 | 3 | 0-1 | 1-0 | - | - | DNP | DNP | DNP | 0-1 | - | - | - | - |
| JONES, Jamir | 1-2 | 3 | - | - | - | 0-1 | - | - | 1-1 | - | - | - | - | DNP |
| SHANNON | 1-1 | 2 | - | - | - | - | - | - | 0-1 | - | - | - | - | 1-0 |
| MORGAN, D.J. | 2-0 | 2 | DNP | DNP | - | DNP | 2-0 | DNP | DNP | DNP | DNP | DNP | DNP | DNP |
| TIASSUM | 1-1 | 2 | 0-1 | DNP | DNP | - | 1-0 | DNP | DNP | DNP | DNP | DNP | DNP | DNP |
| HOLMES, C.J. | 0-2 | 2 | DNP | DNP | - | DNP | DNP | 0-1 | - | 0-1 | - | - | - | - |
| KMET | 1-1 | 2 | - | - | - | - | 1-0 | - | 0-1 | - | - | - | - | - |
| WEISHAR | 1-0 | 1 | - | - | - | - | - | 1-0 | - | - | - | - | - | - |
| WEBSTER | 0-1 | 1 | - | - | - | - | - | - | - | - | 0-1 | - | - | - |
| McGLINCHEY | 1-0 | 1 | - | - | 1-0 | - | - | - | - | - | - | - | - | - |
| TEAM | 1-0 | 1 | - | - | - | 1-0 | - | - | - | - | - | - | - | - |
| SANDERS | 1-0 | 1 | - | - | - | - | - | - | - | - | - | - | - | 1-0 |
| HAINSEY | 1-0 | 1 | 1-0 | - | - | - | - | - | - | - | - | - | - | - |
| CLAYPOOL | 1-0 | 1 | 1-0 | - | - | - | - | - | - | - | - | - | - | - |
| MUSTIPHER | 1-0 | 1 | - | - | - | - | - | - | - | - | - | 1-0 | - | - |

GAME-BY-GAME TACKLES FOR LOSS

| TACKLES FOR LOSS | UA-A | Total | TEM | UGA | BC | MSU | MIAMI | NC | USC | NCST | WF | UM | NAVY | STAN |
|------------------|------|-------|--------|-------|-------|--------|-------|--------|--------|-------|-------|-------|-------|-------|
| CONEY | 10-6 | 13.0 | 1.5-11 | - | - | 0.5-1 | - | 0.5-1 | 2.0-8 | 1.5-3 | 3.0-5 | 2.0-3 | - | 2.0-2 |
| TRANQUILL | 6-5 | 8.5 | 1.0-1 | 1.5-5 | 1.0-1 | 1.0-10 | - | - | 1.0-3 | 1.0-5 | - | - | 2.0-3 | - |
| TILLERY | 5-7 | 8.5 | - | 0.5-1 | 1.0-6 | 0.5-1 | 1.5-6 | 1.0-1 | 0.5-2 | - | 0.5-1 | - | - | 3.0-4 |
| HAYES, Daelin | 6-1 | 6.5 | 1.0-6 | - | 0.5-1 | - | 1.0-2 | 1.0-11 | 1.0-1 | 1.0-3 | 1.0-3 | - | - | - |
| MORGAN, Nyles | 4-5 | 6.5 | 1.0-1 | 1.5-3 | 0.5-1 | 0.5-1 | - | 1.0-3 | 0.5-1 | - | - | - | - | 1.5-2 |
| KAREEM | 5-1 | 5.5 | 1.0-2 | - | - | - | 1.0-8 | - | 2.0-17 | - | 1.5-3 | - | - | - |
| TRUMBETTI | 2-4 | 4.0 | 1.5-6 | 0.5-1 | - | 1.0-2 | - | - | - | 0.5-3 | - | - | - | 0.5-1 |
| HAYES, Jay | 2-3 | 3.5 | 1.0-2 | - | - | - | - | 0.5-1 | 1.0-4 | - | - | 1.0-2 | - | - |
| OKWARA, J. | 3-1 | 3.5 | 1.0-4 | - | 1.0-2 | 0.5-1 | - | - | - | - | - | 1.0-4 | DNP | - |
| BONNER | 3-1 | 3.5 | - | 1.5-6 | - | - | - | - | - | - | - | 1.0-1 | - | 1.0-3 |
| MARTINI | 3-0 | 3.0 | 1.0-1 | - | 1.0-1 | - | - | - | DNP | - | - | 1.0-1 | - | - |
| BILAL | 1-1 | 1.5 | - | - | - | - | - | - | 0.5-0 | - | - | - | - | 1.0-1 |
| CRAWFORD | 1-1 | 1.5 | - | - | - | - | 0.5-2 | 1.0-8 | - | - | - | - | - | - |
| TAGOVAILOA-AMOS | 1-1 | 1.5 | 1.0-5 | 0.5-1 | - | - | - | - | - | - | - | - | - | - |
| COLEMAN | 1-0 | 1.0 | - | - | - | - | - | - | - | 1.0-8 | - | - | - | - |
| LOVE | 1-0 | 1.0 | - | - | - | - | - | - | - | - | 1.0-2 | - | - | - |
| JONES, Jonathan | 1-0 | 1.0 | - | - | - | - | - | - | 1.0-1 | - | - | - | - | - |
| PRIDE | 1-0 | 1.0 | - | DNP | - | - | - | - | - | - | - | - | 1.0-2 | - |
| HINISH | 0-1 | 0.5 | - | - | - | - | - | - | 0.5-1 | DNP | - | - | - | - |

| SACKS | UA-A | Total | TEM | UGA | BC | MSU | MIAMI | NC | USC | NCST | WF | UM | NAVY | STAN |
|---------------|------|-------|--------|-------|-------|--------|-------|--------|--------|-------|-------|----|------|-------|
| TILLERY | 3-2 | 4.0 | - | - | 1.0-6 | 0.5-1 | 1.5-6 | - | - | - | - | - | - | 1.0-2 |
| CONEY | 3-0 | 3.0 | 1.0-10 | - | - | - | - | - | 1.0-6 | - | 1.0-3 | - | - | - |
| KAREEM | 3-0 | 3.0 | - | - | - | - | 1.0-8 | - | 2.0-17 | - | - | - | - | - |
| HAYES, Daelin | 3-0 | 3.0 | 1.0-6 | - | - | - | - | 1.0-11 | 1.0-1 | - | - | - | - | - |
| BONNER | 2-0 | 2.0 | - | 1.0-6 | - | - | - | - | - | - | - | - | - | 1.0-3 |
| CRAWFORD | 1-1 | 1.5 | - | - | - | - | 0.5-2 | 1.0-8 | - | - | - | - | - | - |
| TRANQUILL | 1-1 | 1.5 | - | - | - | 1.0-10 | - | - | - | 0.5-3 | - | - | - | - |
| OKWARA, J. | 1-1 | 1.5 | 1.0-4 | - | - | 0.5-1 | - | - | - | - | - | - | DNP | - |
| HAYES, Jay | 1-0 | 1.0 | - | - | - | - | - | - | 1.0-4 | - | - | - | - | - |
| MORGAN, Nyles | 1-0 | 1.0 | - | 1.0-2 | - | - | - | - | - | - | - | - | - | - |
| TRUMBETTI | 0-1 | 0.5 | - | - | - | - | - | - | - | 0.5-3 | - | - | - | - |

GAME-BY-GAME FUMBLES

| FUMBLES | No-Lost | TEM | UGA | BC | MSU | MIAMI | NC | USC | NCST | WF | UM | NAVY | STAN |
|------------|---------|-----|-----|-----|-----|-------|-----|-----|------|-----|-----|------|------|
| WIMBUSH | 6-4 | - | 3-2 | 1-1 | - | - | DNP | - | - | 1-0 | 1-1 | - | - |
| SANDERS | 1-1 | - | - | - | - | - | - | - | - | - | - | - | 1-1 |
| MUSTIPHER | 1-0 | - | - | - | - | - | 1-0 | - | - | - | - | - | - |
| BOOK | 1-0 | DNP | - | - | - | - | - | - | DNP | 1-0 | - | DNP | - |
| FINKE | 1-1 | - | - | - | - | - | - | - | - | - | - | 1-1 | - |
| SMITH, Cam | 1-0 | - | - | DNP | - | - | 1-0 | DNP | DNP | DNP | DNP | DNP | DNP |

| FUMBLES FORCED | Number | TEM | UGA | BC | MSU | MIAMI | NC | USC | NCST | WF | UM | NAVY | STAN |
|----------------|--------|-----|-----|----|-----|-------|----|-----|------|----|----|------|------|
| MARTINI | 2 | 1 | - | - | 1 | - | - | DNP | - | - | - | - | - |
| TILLERY | 1 | - | - | - | - | 1 | - | - | - | - | - | - | - |
| TRANQUILL | 1 | - | - | - | - | - | 1 | - | - | - | - | - | - |
| CONEY | 1 | - | - | - | - | - | - | 1 | - | - | - | - | - |
| MORGAN, Nyles | 1 | - | - | 1 | - | - | - | - | - | - | - | - | - |
| OKWARA, J. | 1 | - | - | 1 | - | - | - | - | - | - | - | DNP | - |
| CRAWFORD | 1 | - | - | - | 1 | - | - | - | - | - | - | - | - |

| FUMBLES RECOVERED | Number | TEM | UGA | BC | MSU | MIAMI | NC | USC | NCST | WF | UM | NAVY | STAN |
|-------------------|--------|-----|-----|----|-----|-------|----|-----|------|----|----|------|------|
| TRANQUILL | 3 | 1 | - | - | - | - | 1 | 1 | - | - | - | - | - |
| CRAWFORD | 2 | - | - | 1 | 1 | - | - | - | - | - | - | - | - |
| HAYES, Daelin | 2 | - | 1 | - | 1 | - | - | - | - | - | - | - | - |
| CONEY | 1 | - | - | - | - | - | - | 1 | - | - | - | - | - |
| HAYES, Jay | 1 | - | - | - | - | 1 | - | - | - | - | - | - | - |
| KAREEM | 1 | - | - | - | - | - | 1 | - | - | - | - | - | - |

| Statistic | National Rank | | Conference Rank | | National Leader | | Conference Leader | |
|--|---------------|-------|-----------------|------------------------------|-----------------|--|-------------------|-------|
| | Rank | Value | Rank | Value | Value | Value | Value | Value |
| 3rd Down Conversion Pct (129 ranked) | 34 | 2 | 0.436 | Army West Point | 0.531 | Army West Point | 0.531 | |
| 3rd Down Conversion Pct Defense (129 ranked) | 27 | 1 | 0.335 | Washington St. | 0.248 | Notre Dame | 0.335 | |
| 4th Down Conversion Pct (129 ranked) | 39 | 3 | 0.588 | Alabama | 0.813 | Army West Point | 0.654 | |
| 4th Down Conversion Pct Defense (129 ranked) | 57 | 2 | 0.478 | San Diego St. | 0.143 | Massachusetts | 0.429 | |
| Blocked Kicks (65 ranked) | | | | 4 teams tied | 6 | Army West Point | 5 | |
| Blocked Kicks Allowed (129 ranked) | 29 | 2 | 1 | 28 teams tied | 0 | BYU | 0 | |
| Blocked Punts (19 ranked) | | | | Virginia Tech Arizona St. | 5 5 | Army West Point | 2 | |
| Blocked Punts Allowed (129 ranked) | 71 | 4 | 1 | 70 teams tied | 0 | Army West Point Massachusetts BYU | 0 0 0 | |
| Completion Percentage (129 ranked) | 117 | 3 | 0.509 | Oklahoma | 0.718 | Massachusetts | 0.609 | |
| Defensive TDs (44 ranked) | 44 | 1 | 2 | Texas Wisconsin | 6 6 | Massachusetts Notre Dame Army West Point | 2 2 2 | |
| Fewest Penalties (129 ranked) | 60 | 3 | 71 | Minnesota | 39 | Army West Point | 51 | |
| Fewest Penalties Per Game (129 ranked) | 61 | 3 | 5.92 | Minnesota | 3.25 | Army West Point | 4.25 | |
| Fewest Penalty Yards (129 ranked) | 56 | 3 | 618 | Boston College | 331 | Army West Point | 425 | |
| Fewest Penalty Yards Per Game (129 ranked) | 58 | 3 | 51.50 | Boston College | 27.58 | Army West Point | 35.42 | |
| First Downs Defense (129 ranked) | 59 | 3 | 239 | Mississippi St. | 155 | Army West Point | 225 | |
| First Downs Offense (129 ranked) | 53 | 2 | 256 | Ohio St. | 341 | Massachusetts | 260 | |
| Fumbles Lost (129 ranked) | 28 | 2 | 6 | Iowa St. | 0 | Army West Point | 4 | |
| Fumbles Recovered (129 ranked) | 20 | 1 | 10 | Western Mich. | 16 | Notre Dame | 10 | |
| Kickoff Return Defense (129 ranked) | 103 | 4 | 23.43 | Michigan | 15.45 | BYU | 18.47 | |
| Kickoff Returns (129 ranked) | 68 | 1 | 20.94 | Wyoming | 29.50 | Notre Dame | 20.94 | |
| Net Punting (129 ranked) | 74 | 3 | 37.41 | Texas | 44.66 | BYU | 41.13 | |
| Passes Had Intercepted (128 ranked) | 49 | 3 | 9 | Alabama | 2 | Army West Point | 5 | |
| Passes Intercepted (128 ranked) | 64 | 2 | 10 | Fla. Atlantic | 20 | Massachusetts | 13 | |
| Passing Offense (129 ranked) | 103 | 3 | 175.8 | Oklahoma St. | 392.3 | Massachusetts | 297.5 | |
| Passing Yards Allowed (129 ranked) | 51 | 3 | 213.5 | Michigan | 142.7 | Army West Point | 189.4 | |
| Passing Yards per Completion (129 ranked) | 51 | 3 | 12.79 | Navy | 23.93 | Army West Point | 18.68 | |
| Punt Return Defense (129 ranked) | 84 | 3 | 9.29 | Alabama Miami (OH) | 1.25 1.25 | BYU | 3.56 | |
| Punt Returns (129 ranked) | 81 | 2 | 6.50 | Texas A&M | 18.64 | Army West Point | 9.08 | |
| Red Zone Defense (129 ranked) | 52 | 2 | 0.814 | Troy | 0.590 | Army West Point | 0.719 | |
| Red Zone Offense (129 ranked) | 17 | 1 | 0.911 | FIU | 0.975 | Notre Dame | 0.911 | |
| Rushing Defense (129 ranked) | 49 | 2 | 153.2 | Washington | 92.3 | BYU | 147.6 | |
| Rushing Offense (129 ranked) | 7 | 2 | 279.1 | Army West Point | 355.8 | Army West Point | 355.8 | |
| Sacks Allowed (129 ranked) | 75 | 3 | 2.17 | Army West Point | 0.08 | Army West Point | 0.08 | |
| Scoring Defense (129 ranked) | 32 | 2 | 21.8 | Alabama | | | | |
| Scoring Offense (129 ranked) | 22 | 1 | 35.3 | UCF | 11.5 49.4 | Army West Point Notre Dame | 20.9 35.3 | |
| Tackles for Loss Allowed (129 ranked) | 57 | 3 | 5.75 | Missouri | 2.83 | Army West Point | 3.08 | |
| Team Passing Efficiency (129 ranked) | 103 | 2 | 118.41 | Oklahoma | 206.90 | Massachusetts | 144.45 | |
| Team Passing Efficiency Defense (129 ranked) | 37 | 2 | 120.75 | Wisconsin | 96.31 | Massachusetts | 118.89 | |
| Team Sacks (128 ranked) | 84 | 3 | 1.83 | Miami (FL) | 3.58 | Army West Point Massachusetts | 1.92 1.92 | |
| Team Tackles for Loss (129 ranked) | 51 | 2 | 6.3 | Northern Ill. | 8.8 | Massachusetts | 6.9 | |
| Time of Possession (129 ranked) | 107 | 3 | 28:02 | Navy | 35:49 | Army West Point | 33:47 | |
| Total Defense (129 ranked) | 44 | 2 | 366.7 | Wisconsin | 253.2 | Army West Point | 355.5 | |
| Total Offense (129 ranked) | 24 | 1 | 454.9 | Oklahoma | 583.3 | Notre Dame | 454.9 | |
| Turnover Margin (129 ranked) | 29 | 1 | 0.42 | Wyoming | 1.33 | Notre Dame | 0.42 | |
| Turnovers Gained (129 ranked) | 40 | 1 | 20 | Central Mich. | 31 | Notre Dame Massachusetts | 20 20 | |
| Turnovers Lost (129 ranked) | 35 | 2 | 15 | Alabama LSU | 8 8 | Army West Point | 9 | |
| Winning Percentage (129 ranked) | 21 | 1 | 0.750 | UCF | 1.000 | Notre Dame Army West Point | 0.750 0.750 | |

| Statistic | Player | National | | Conference | | Conference | | Value |
|--|--|--------------------------------|--------------------------|---------------------------------|--|--------------|---|--------------|
| | | Rank | Rank | Value | National Leader | Value | Leader | |
| All Purpose (200 ranked) | Josh Adams | 40 | 3 | 122.33 | Rashaad Penny, San Diego St. | 224.83 | Ahmad Bradshaw, Army West Point | 130.50 |
| Blocked Kicks (3 ranked) | | | | | Justin Lawler, SMU Jeffery Simmons, Mississippi St. | 3 3 | Wunmi Oyetuga, Army West Point | 2 |
| Combined Kick Returns (199 ranked) | C.J. Sanders | 35 | 1 | 633 | Michael Walker, Boston College | 1,110 | C.J. Sanders, Notre Dame | 633 |
| Completion Percentage (114 ranked) | Brandon Wimbush | 111 | 2 | 0.498 | Baker Mayfield, Oklahoma | 0.710 | Andrew Ford, Massachusetts | 0.632 |
| Completions Per Game (100 ranked) | Brandon Wimbush | 87 | 2 | 12.09 | Luke Falk, Washington St. | 29.75 | Andrew Ford, Massachusetts | 20.27 |
| Field Goal Percentage (106 ranked) | Justin Yoon | 57 | 2 | 0.750 | Eddy Pineiro, Florida | 0.944 | Logan Laurent, Massachusetts | 0.867 |
| Field Goals Per Game (135 ranked) | Justin Yoon | 61 | 1 | 1.09 | Matt Gay, Utah | 2.25 | Justin Yoon, Notre Dame | 1.09 |
| Forced Fumbles (29 ranked) | | | | | Ben DeLuca, Charlotte Dante Sawyer, South Carolina | 0.45 0.45 | Zayne Anderson, BYU | 0.25 |
| Fumbles Recovered (23 ranked) | Drue Tranquill Shaun Crawford Daelin Hayes | 4 23 23 | 1 2 2 | 3 2 2 | William Harris, Boston College Brody Hoying, Eastern Mich. Brian Keyes, UNLV | 4 4 4 | Drue Tranquill, Notre Dame | 3 |
| Interceptions Per Game (143 ranked) | Julian Love | 77 | 2 | 0.3 | Lukas Denis, Boston College Joshua Jackson, Iowa | 0.6 0.6 | Lee Moses, Massachusetts | 0.4 |
| Kickoff Return TDs (14 ranked) | | | | | Tony Pollard, Memphis Marcus Green, La.-Monroe | 4 4 | | |
| Kickoff Returns (104 ranked) | C.J. Sanders | 48 | 1 | 22.6 | Tony Pollard, Memphis | 42.4 | C.J. Sanders, Notre Dame | 22.6 |
| Passes Defended (37 ranked) | Julian Love | 2 | 1 | 1.7 | Joshua Jackson, Iowa | 2.1 | Julian Love, Notre Dame | 1.7 |
| Passing Efficiency (114 ranked) | Brandon Wimbush | 87 | 2 | 122.3 | Baker Mayfield, Oklahoma | 203.8 | Andrew Ford, Massachusetts | 151.1 |
| Passing TDs (152 ranked) | Brandon Wimbush | 50 | 2 | 16 | Drew Lock, Missouri | 43 | Andrew Ford, Massachusetts | 22 |
| Passing Yards (130 ranked) | Brandon Wimbush | 77 | 2 | 1,818 | Mason Rudolph, Oklahoma St. | 4,553 | Andrew Ford, Massachusetts | 2,924 |
| Passing Yards Per Game (130 ranked) | Brandon Wimbush Ian Book | 76 129 | 2 4 | 165.3 32.4 | Mason Rudolph, Oklahoma St. | 379.4 | Andrew Ford, Massachusetts | 265.8 |
| Passing Yards per Completion (114 ranked) | Brandon Wimbush | 20 | 1 | 13.67 | Baker Mayfield, Oklahoma | 16.56 | Brandon Wimbush, Notre Dame | 13.67 |
| Points Responsible For (197 ranked) | Brandon Wimbush Justin Yoon | 19 133 | 1 3 | 182 90 | Baker Mayfield, Oklahoma | 278 | Brandon Wimbush, Notre Dame | 182 |
| Points Responsible For Per Game (196 ranked) | Brandon Wimbush Justin Yoon | 17 118 | 1 3 | 16.5 8.2 | Mason Rudolph, Oklahoma St. | 22.5 | Brandon Wimbush, Notre Dame | 16.5 |
| Punt Return TDs (10 ranked) | | | | | Dante Pettis, Washington | 4 | Javhari Bourdeau, Army West Point | 1 |
| Punt Returns (48 ranked) | Chris Finke | 36 | 2 | 6.5 | Dante Pettis, Washington | 20.4 | Michael Shelton, BYU | 6.7 |
| Punting (106 ranked) | Tyler Newsome | 30 | 1 | 43.5 | Michael Dickson, Texas | 48.4 | Tyler Newsome, Notre Dame | 43.5 |
| Receiving TDs (160 ranked) | Kevin Stepherson Equanimeous St. Brown | 110 160 | 2 3 | 5 4 | David Sills, West Virginia | 18 | Andy Isabella, Massachusetts | 10 |
| Receiving Yards (200 ranked) | | | | | James Washington, Oklahoma St. | 1,423 | Andy Isabella, Massachusetts | 1,020 |
| Receiving Yards Per Game (200 ranked) | | | | | James Washington, Oklahoma St. | 118.6 | Andy Isabella, Massachusetts | 85.0 |
| Receptions Per Game (191 ranked) | | | | | Trey Quinn, SMU | 8.8 | Adam Breneman, Massachusetts | 5.8 |
| Rush Yards Per Carry (169 ranked) | Josh Adams Brandon Wimbush | 8 51 | 2 4 | 7.26 5.58 | Khali Tate, Arizona | 10.17 | Ahmad Bradshaw, Army West Point | 7.46 |
| Rushing TDs (169 ranked) | Brandon Wimbush Josh Adams Deon McIntosh | 15 63 169 | 1 4 8 | 14 9 5 | Devin Singletary, Fla. Atlantic | 29 | Brandon Wimbush, Notre Dame | 14 |
| Rushing Yards (199 ranked) | Josh Adams Brandon Wimbush | 13 90 | 2 4 | 1,386 765 | Rashaad Penny, San Diego St. | 2,027 | Ahmad Bradshaw, Army West Point | 1,566 |
| Rushing Yards Per Game (199 ranked) | Josh Adams Brandon Wimbush | 16 86 | 2 5 | 115.5 69.5 | Rashaad Penny, San Diego St. | 168.9 | Ahmad Bradshaw, Army West Point | 130.5 |
| Sacks (130 ranked) | | | | | Joe Ostman, Central Mich. | 1.20 | Alex Aukerman, Army West Point Da'Sean Downey, Massachusetts | 0.50 0.50 |
| Scoring (198 ranked) | Justin Yoon Brandon Wimbush | 36 51 | 1 3 | 8.2 7.8 | Devin Singletary, Fla. Atlantic | 13.8 | Justin Yoon, Notre Dame | 8.2 |
| Solo Tackles (47 ranked) | | | | | Joe Dineen Jr., Kansas | 7.8 | | |
| Tackles For Loss (27 ranked) | | | | | Sutton Smith, Northern Ill. | 2.4 | Da'Sean Downey, Massachusetts | 1.7 |
| Total Interceptions (63 ranked) | Julian Love | 63 | 2 | 3 | Lukas Denis, Boston College Joshua Jackson, Iowa Jalen Young, Fla. Atlantic | 7 7 7 | Lee Moses, Massachusetts | 4 |
| Total Offense (200 ranked) | Brandon Wimbush Josh Adams | 56 127 | 2 4 | 234.8 115.5 | Lamar Jackson, Louisville | 411.0 | Andrew Ford, Massachusetts | 253.4 |
| Total Points Scored (135 ranked) | Justin Yoon Brandon Wimbush | 54 71 | 1 2 | 90 84 | Devin Singletary, Fla. Atlantic | 180 | Justin Yoon, Notre Dame | 90 |
| Total Tackles (492 ranked) | Te'Von Coney Nyles Morgan Greer Martini Drue Tranquill Julian Love | 62 158 226 260 422 | 2 4 10 11 16 | 8.3 6.9 6.4 6.2 5.2 | Frank Ginda, San Jose St. | 13.3 | Bryton Barr, Massachusetts | 8.8 |
| Total Touchdowns (137 ranked) | Brandon Wimbush Josh Adams | 24 100 | 1 6 | 14 9 | Devin Singletary, Fla. Atlantic | 30 | Brandon Wimbush, Notre Dame | 14 |
| Yards per Pass Attempt (114 ranked) | Brandon Wimbush | 80 | 2 | 6.81 | Baker Mayfield, Oklahoma | 11.76 | Andrew Ford, Massachusetts | 8.28 |
| Yards per Reception (200 ranked) | Equanimeous St. Brown Chase Claypool | 95 160 | 2 6 | 15.10 13.86 | Byron Pringle, Kansas St. | 25.18 | Andy Isabella, Massachusetts | 15.69 |

| THE TURNOVER BATTLE | | | | | | | | | |
|---------------------|------------|-----------|-----------|--------------|-------------------|------------|-----------|-----------|------------|
| NOTRE DAME | | | | | OPPONENT | | | | |
| Game | FUM (lost) | INT | TOTAL | Opp. Pts Off | Game | FUM (lost) | INT | TOT | ND Pts Off |
| Temple | 0 | 2 | 2 | 0 | Temple | 1 | 0 | 1 | 7 |
| Georgia | 2 | 0 | 2 | 0 | Georgia | 1 | 1 | 2 | 7 |
| at Boston College | 1 | 1 | 2 | 3 | at Boston College | 1 | 2 | 3 | 21 |
| at Michigan State | 0 | 0 | 0 | 0 | at Michigan State | 2 | 1 | 3 | 21 |
| Miami (OH) | 0 | 0 | 0 | 0 | Miami (OH) | 1 | 1 | 2 | 14 |
| at North Carolina | 0 | 2 | 2 | 7 | at North Carolina | 2 | 1 | 3 | 3 |
| USC | 0 | 0 | 0 | 0 | USC | 2 | 1 | 3 | 21 |
| NC State | 0 | 0 | 0 | 0 | NC State | 0 | 1 | 1 | 7 |
| Wake Forest | 0 | 0 | 0 | 0 | Wake Forest | 0 | 1 | 1 | 7 |
| at Miami (FL) | 1 | 3 | 4 | 24 | at Miami (FL) | 0 | 0 | 0 | 0 |
| Navy | 1 | 0 | 1 | 7 | Navy | 0 | 1 | 1 | 0 |
| at Stanford | 1 | 2 | 3 | 14 | at Stanford | 0 | 0 | 0 | 0 |
| TOTALS | 6 | 10 | 16 | 55 | TOTALS | 10 | 10 | 20 | 108 |

| DRIVE CHARTS | | | | | | | | | | | | | | | |
|-------------------|------------|-----------|-------------|-----------|-------------|-----------|-------------|-------------------|------------|-----------|-------------|-----------|-------------|-----------|-------------|
| NOTRE DAME | | | | | | | | OPPONENT | | | | | | | |
| Game | No. | 3&Out | Pct. | Score | Pct. | TD | Pct. | Game | No. | 3&Out | Pct. | Score | Pct. | TD | Pct. |
| Temple | 13 | 1 | 7.7 | 7 | 53.8 | 7 | 53.8 | Temple | 14 | 4 | 28.6 | 3 | 21.4 | 2 | 14.3 |
| Georgia | 16 | 7 | 43.8 | 5 | 31.3 | 1 | 6.3 | Georgia | 17 | 7 | 41.2 | 4 | 23.5 | 2 | 11.7 |
| at Boston College | 17 | 5 | 29.4 | 7 | 41.2 | 7 | 41.2 | at Boston College | 18 | 3 | 16.7 | 4 | 22.2 | 2 | 22.2 |
| at Michigan State | 11 | 1 | 9.1 | 6 | 54.5 | 5 | 45.5 | at Michigan State | 11 | 1 | 9.1 | 3 | 27.3 | 2 | 18.2 |
| Miami (OH) | 13 | 3 | 23.1 | 8 | 61.5 | 7 | 53.8 | Miami (OH) | 14 | 1 | 7.1 | 3 | 21.4 | 2 | 14.3 |
| at North Carolina | 16 | 3 | 18.8 | 5 | 31.3 | 4 | 25.0 | at North Carolina | 15 | 8 | 53.3 | 2 | 13.3 | 1 | 6.7 |
| USC | 14 | 2 | 14.3 | 7 | 50.0 | 7 | 50.0 | USC | 14 | 3 | 21.4 | 2 | 14.3 | 2 | 14.3 |
| NC State | 14 | 3 | 21.4 | 5 | 35.7 | 5 | 35.7 | NC State | 13 | 6 | 46.2 | 2 | 15.4 | 2 | 15.4 |
| Wake Forest | 14 | 0 | 0.00 | 8 | 57.2 | 6 | 42.9 | Wake Forest | 14 | 2 | 14.3 | 6 | 42.9 | 5 | 35.7 |
| at Miami (FL) | 13 | 4 | 30.1 | 1 | 0.8 | 1 | 0.8 | at Miami (FL) | 13 | 1 | 0.8 | 7 | 53.8 | 5 | 38.5 |
| Navy | 9 | 2 | 22.2 | 4 | 44.4 | 3 | 33.3 | Navy | 9 | 1 | 11.1 | 3 | 33.3 | 2 | 22.2 |
| at Stanford | 14 | 3 | 21.4 | 4 | 28.6 | 2 | 14.3 | at Stanford | 14 | 5 | 35.7 | 6 | 42.9 | 5 | 35.7 |
| TOTALS | 164 | 30 | 18.3 | 67 | 40.9 | 52 | 31.7 | TOTALS | 166 | 42 | 25.3 | 45 | 27.1 | 33 | 19.9 |

| THIRD DOWN CONVERSIONS | | | | | | | | | | | | | | | | | |
|------------------------|--------------|--------------|--------------|--------------|------------|------------|---------------|-------------|-------------------|--------------|--------------|-------------|--------------|-------------|------------|---------------|-------------|
| NOTRE DAME | | | | | | | | | OPPONENT | | | | | | | | |
| Game | 1-3 | 4-6 | 7-9 | 10-14 | 15-19 | 20+ | Tot | Pct. | Game | 1-3 | 4-6 | 7-9 | 10-14 | 15-19 | 20+ | Tot | Pct. |
| Temple | 4-6 | 1-1 | 1-2 | 0-4 | | | 6-13 | 46.2 | Temple | 3-4 | 0-4 | 0-1 | 2-6 | 0-2 | | 5-17 | 29.4 |
| Georgia | 0-2 | 1-4 | 2-6 | 0-5 | | | 3-17 | 17.6 | Georgia | 3-5 | 1-4 | 0-4 | 0-4 | | | 4-17 | 23.5 |
| at Boston College | 5-7 | 2-6 | 1-2 | 1-2 | 0-1 | | 9-18 | 50.0 | at Boston College | 2-2 | 1-4 | 0-7 | 1-4 | | | 4-17 | 23.5 |
| at Michigan State | 2-2 | 3-4 | 2-5 | 1-3 | | | 8-14 | 57.1 | at Michigan State | 5-6 | 4-8 | 1-2 | 1-1 | 0-2 | | 11-19 | 57.9 |
| Miami (OH) | 3-3 | 1-5 | 0-2 | 1-3 | | | 5-13 | 38.5 | Miami (OH) | 3-5 | 0-3 | 2-4 | 1-2 | 0-1 | | 6-15 | 40.0 |
| at North Carolina | 4-6 | 0-3 | 1-3 | 0-2 | | 0-2 | 5-16 | 31.3 | at North Carolina | 2-4 | 3-8 | 0-2 | 1-2 | 0-2 | | 6-18 | 33.3 |
| USC | 3-3 | 2-3 | 1-2 | 1-5 | | | 7-13 | 53.8 | USC | 1-3 | 2-4 | 0-1 | 1-4 | 0-1 | | 4-13 | 30.8 |
| NC State | 5-6 | 2-2 | 1-3 | 1-4 | 0-1 | | 9-16 | 56.3 | NC State | 1-1 | 2-3 | 0-4 | 2-7 | 0-1 | | 5-16 | 31.3 |
| Wake Forest | 3-4 | 1-4 | 1-2 | 3-6 | | | 8-16 | 50.0 | Wake Forest | 2-2 | 2-4 | 1-5 | 1-3 | | | 6-14 | 42.9 |
| at Miami (FL) | 2-4 | 2-5 | 1-3 | 1-4 | | | 6-16 | 37.5 | at Miami (FL) | 1-2 | 0-5 | 1-2 | 0-4 | | | 2-13 | 15.4 |
| Navy | 1-2 | 1-3 | 1-2 | 1-1 | | | 4-8 | 50.0 | Navy | 3-6 | 1-6 | 2-4 | 1-1 | 1-1 | | 8-18 | 44.4 |
| at Stanford | 1-4 | 3-4 | 4-6 | 0-4 | 0-1 | | 8-19 | 42.1 | at Stanford | 0-3 | 1-2 | 1-3 | 0-2 | | 0-1 | 2-11 | 18.2 |
| TOTALS | 33-49 | 19-44 | 16-38 | 10-39 | 0-3 | 0-2 | 78-179 | 43.6 | TOTALS | 26-43 | 17-55 | 8-39 | 11-40 | 1-10 | 0-1 | 63-188 | 33.5 |

| NOTRE DAME'S BIG PLAYS (35+ Yards) | | | | |
|------------------------------------|---------|-----|--|----------------|
| Yards | Type | TD | Player(s) | Opponent |
| 84 | Rush | Yes | Josh Adams | USC |
| 77 | Rush | Yes | Josh Adams | NC State |
| 73 | Rush | Yes | Josh Adams | North Carolina |
| 73 | Rush | Yes | Josh Adams | Miami (Ohio) |
| 69 | INT Ret | Yes | Julian Love | NC State |
| 66 | Rush | | Dexter Williams | Temple |
| 65 | Rush | | Josh Adams | Boston College |
| 65 | Rush | Yes | Brandon Wimbush | Boston College |
| 64 | Rush | | Josh Adams | Boston College |
| 60 | Rush | | Josh Adams | Temple |
| 59 | Rush | Yes | Josh Adams | Miami (Ohio) |
| 59 | INT Ret | Yes | Julian Love | Michigan State |
| 54 | Pass | Yes | Brandon Wimbush to Myles Boykin | Miami (Ohio) |
| 48 | Pass | | Ian Book to Chris Finke | Miami (Ohio) |
| 46 | Rush | | Brandon Wimbush | Boston College |
| 40 | Pass | | Brandon Wimbush to Equanimeous St. Brown | Michigan State |
| 40 | Rush | | Dexter Williams | Temple |
| 38 | KR | | C.J. Sanders | Michigan State |
| 37 | Rush | Yes | Josh Adams | Temple |
| 36 | Rush | | Josh Adams | Boston College |
| 35 | Rush | | Josh Adams | NC State |
| 35 | Rush | Yes | Deon McIntosh | North Carolina |

| NOTRE DAME'S EXPLOSIVE PASSING PLAYS (20+ Yards) | | | |
|--|-------|--|----------------|
| Yards | Score | Player(s) | Opponent |
| 54 | Yes | Brandon Wimbush to Miles Boykin | Miami (Ohio) |
| 48 | | Ian Book to Chris Finke | Miami (Ohio) |
| 40 | | Brandon Wimbush to Equanimeous St. Brown | Michigan State |
| 34 | | Brandon Wimbush to Equanimeous St. Brown | Temple |
| 33 | | Brandon Wimbush to Equanimeous St. Brown | Temple |
| 33 | | Brandon Wimbush to Durham Smythe | Boston College |
| 32 | | Brandon Wimbush to Josh Adams | Georgia |
| 32 | | Brandon Wimbush to Alize Mack | Georgia |
| 30 | Yes | Brandon Wimbush to Kevin Stepherson | Navy |
| 29 | | Brandon Wimbush to Cam Smith | Georgia |
| 27 | | Brandon Wimbush to Chase Claypool | Michigan State |
| 25 | | Brandon Wimbush to Durham Smythe | Temple |
| 23 | | Brandon Wimbush to Kevin Stepherson | Navy |
| 23 | | Brandon Wimbush to Kevin Stepherson | Navy |
| 23 | | Brandon Wimbush to Chase Claypool | Navy |
| 23 | | Ian Book to Chase Claypool | North Carolina |
| 21 | | Brandon Wimbush to Chase Claypool | Miami (Ohio) |
| 21 | | Brandon Wimbush to Durham Smythe | Michigan State |
| 21 | | Brandon Wimbush to Josh Adams | Georgia |
| 26 | Yes | Brandon Wimbush to Equanimeous St. Brown | USC |
| 23 | | Ian Book to Equanimeous St. Brown | Miami (Fla.) |
| 23 | | Brandon Wimbush to Equanimeous St. Brown | Miami (Fla.) |

| NOTRE DAME'S EXPLOSIVE PASSING PLAYS (20+ Yards) | | | |
|--|-------|-------------------------------------|--------------|
| Yards | Score | Player(s) | Opponent |
| 23 | Yes | Brandon Wimbush to Kevin Stepherson | USC |
| 23 | | Brandon Wimbush to Kevin Stepherson | USC |
| 21 | | Brandon Wimbush to Kevin Stepherson | Miami (Fla.) |
| 20 | | Brandon Wimbush to Durham Smythe | USC |

| NOTRE DAME'S EXPLOSIVE RUNS (15+ Yards) | | | |
|---|-----|-----------------|----------------|
| Yards | TD | Player(s) | Opponent |
| 84 | Yes | Josh Adams | USC |
| 77 | Yes | Josh Adams | NC State |
| 73 | Yes | Josh Adams | North Carolina |
| 73 | Yes | Josh Adams | Miami (Ohio) |
| 66 | | Dexter Williams | Temple |
| 65 | | Josh Adams | Boston College |
| 65 | Yes | Brandon Wimbush | Boston College |
| 64 | | Josh Adams | Boston College |
| 60 | | Josh Adams | Temple |
| 59 | Yes | Josh Adams | Miami (Ohio) |
| 46 | | Brandon Wimbush | Boston College |
| 40 | | Dexter Williams | Temple |
| 37 | Yes | Josh Adams | Temple |
| 36 | | Josh Adams | Boston College |
| 35 | | Josh Adams | NC State |
| 35 | Yes | Deon McIntosh | North Carolina |
| 32 | | Tony Jones Jr. | Miami (Ohio) |
| 32 | | Brandon Wimbush | Michigan State |
| 32 | | Brandon Wimbush | Boston College |
| 30 | | Josh Adams | Navy |
| 30 | | Josh Adams | Michigan State |
| 26 | | Ian Book | Miami (Ohio) |
| 24 | | Brandon Wimbush | USC |
| 24 | Yes | Deon McIntosh | North Carolina |
| 24 | | Brandon Wimbush | Temple |
| 23 | | Brandon Wimbush | USC |
| 22 | | Josh Adams | Temple |
| 21 | | Josh Adams | NC State |
| 21 | | Josh Adams | USC |
| 20 | | Brandon Wimbush | NC State |
| 19 | | Brandon Wimbush | Miami (Ohio) |
| 17 | | Deon McIntosh | North Carolina |
| 17 | | Brandon Wimbush | Temple |
| 16 | Yes | Brandon Wimbush | Michigan State |
| 16 | | Brandon Wimbush | Temple |
| 15 | Yes | Dexter Williams | Boston College |

NOTRE DAME'S LONGEST PLAYS OF THE SEASON

| Type | Yards | Player | Opponent |
|---------------------|---------|---------------------------------|----------------|
| Rushing | 84 (TD) | Josh Adams | USC |
| Rushing Touchdown | 84 | Josh Adams | USC |
| Passing | 54 | Brandon Wimbush to Miles Boykin | Miami (Ohio) |
| Passing Touchdown | 54 | Brandon Wimbush to Miles Boykin | Miami (Ohio) |
| Punt Return | 23 | Chris Finke | North Carolina |
| Kick Return | 38 | C.J. Sanders | Michigan State |
| Interception Return | 69 (TD) | Julian Love | NC State |
| Fumble Return | 15 | Drue Tranquill | Temple |
| Punt | 59 | Tyler Newsome | Georgia |
| Field Goal | 46 | Justin Yoon | Michigan State |

OPPONENT LONGEST PLAYS OF THE SEASON

| Type | Yards | Player | Opponent |
|---------------------|---------|---|---------------------|
| Rushing | 52 | Brian Lewerke | Michigan State |
| Rushing Touchdown | 16 | Malik Rosier | Miami (Fla.) |
| Passing | 34 | Gus Ragland to James Gardner Sam Darnold to Deonta Burnett | Miami (Ohio) USC |
| Passing Touchdown | 34 | Gus Ragland to James Gardner | Miami (Ohio) |
| Punt Return | 28 | Mecole Hardman | Georgia |
| Kick Return | 58 | Jaylen Samuels | NC State |
| Interception Return | 65 (TD) | Trajan Bandy | Miami (Fla.) |
| Fumble Return | -- | | |
| Punt | 60 | Hunter Lent | North Carolina |
| Field Goal | 44 | Rodrgio Blankenship | Georgia |

OPPONENT BIG PLAYS (35+ Yards)

| Yards | Type | TD | Player(s) | Opponent |
|-------|------|----|-------------------------------|----------------|
| 52 | Rush | | Brian Lewerke | Michigan State |
| 40 | Rush | | D'Andre Swift | Georgia |
| 38 | KR | | Velus Jones | USC |
| 29 | Rush | | Jon Hillman | Boston College |
| 42 | Pass | | Ryan Finley to Jaylen Samuels | NC State |
| 40 | Rush | | Travis Homer | Miami (Fla.) |
| 38 | Rush | | Travis Homer | Miami (Fla.) |

OPPONENT EXPLOSIVE PASSING PLAYS (20+ Yards)

| Yards | Score | Player(s) | Opponent |
|-------|-------|-----------------------------------|----------------|
| 42 | | Ryan Finley to Jaylen Samuels | NC State |
| 34 | Yes | Gus Ragland to James Gardner | Miami (Ohio) |
| 33 | | Gus Ragland to James Gardner | Miami (Ohio) |
| 31 | | Jake Fromm to Terry Godwin | Georgia |
| 31 | | Jake Fromm to Javon Wims | Georgia |
| 29 | | Logan Marchi to Isaiah Wright | Temple |
| 28 | | Malik Rosier to Lawrence Cager | Miami (Fla.) |
| 25 | | Malik Rosier to Travis Homer | Miami (Fla.) |
| 25 | Yes | Chazz Surratt to Anthony Ratliff | North Carolina |
| 25 | Yes | Brian Lewerke to Gerald Holmes | Michigan State |
| 25 | | Logan Marchi to Isaiah Wright | Temple |
| 24 | | Ryan Finley to Kelvin Harmon | NC State |
| 24 | | Chazz Surratt to Roscoe Johnson | North Carolina |
| 24 | | Gus Ragland to Ryan Smith | Miami (Ohio) |
| 24 | | Brian Lewerke to Hunter Rison | Michigan State |
| 23 | | Brian Lewerke to Hunter Rison | Michigan State |
| 22 | | Gus Ragland to Ryan Smith | Miami (Ohio) |
| 22 | Yes | Anthony Brown to Charlie Callinan | Boston College |
| 21 | | Zach Abey to Anthony Gargiulo | Navy |
| 21 | | Gus Ragland to James Gardner | Miami (Ohio) |
| 20 | | Ryan Finley to Kelvin Harmon | NC State |
| 20 | | Brian Lewerke to Trishton Jackson | Michigan State |
| 20 | | Brian Lewerke to Trishton Jackson | Michigan State |
| 20 | | Brian Lewerke to Hunter Rison | Michigan State |
| 20 | | Logan Marchi to Adonis Jennings | Temple |
| 20 | | Anthony Brown to Chris Garrison | Boston College |

OPPONENT EXPLOSIVE RUNS (15+ Yards)

| Yards | TD | Player(s) | Opponent |
|-------|----|------------------|----------------|
| 52 | | Brian Lewerke | Michigan State |
| 40 | | Travis Homer | Miami (Fla.) |
| 40 | | D'Andre Swift | Georgia |
| 38 | | Travis Homer | Miami (Fla.) |
| 30 | | Nick Chubb | Georgia |
| 29 | | Jon Hillman | Boston College |
| 27 | | Alonzo Smith | Miami (Ohio) |
| 25 | | Deejay Dallas | Miami (Fla.) |
| 20 | | Kenny Young | Miami (Ohio) |
| 19 | | Anthony Gargiulo | Navy |
| 18 | | Ronald Jones | USC |
| 18 | | Sam Darnold | USC |
| 18 | | Matt Fink | USC |
| 17 | | Ryquell Armstead | Temple |
| 17 | | Sony Michel | Georgia |
| 16 | | Chazz Surratt | North Carolina |
| 16 | | Jordon Brown | North Carolina |

| NOTRE DAME SCORING DRIVES | | | | | | |
|---------------------------|-----|-----|-----|-----|------|---|
| Game | Qtr | Pts | Pl. | Yds | TOP | Scoring Play |
| TEM | 1 | 7 | 2 | 70 | 0:33 | Josh Adams 37-yard rush |
| TEM | 1 | 7 | 7 | 59 | 2:44 | Brandon Wimbush eight-yard rush |
| TEM | 1 | 7 | 3 | 72 | 1:10 | Nic Weishar 12-yard pass from Brandon Wimbush |
| TEM | 2 | 7 | 8 | 76 | 3:40 | Equanimeous St. Brown 5-yard pass from Brandon Wimbush |
| TEM | 3 | 7 | 8 | 80 | 3:03 | Tony Jones Jr. seven-yard rush |
| TEM | 4 | 7 | 6 | 34 | 2:27 | Josh Adams one-yard rush |
| TEM | 4 | 7 | 3 | 69 | 0:53 | Dexter Williams one-yard rush |
| UGA | 1 | 3 | 7 | 53 | 2:12 | Justin Yoon 39-yard field goal |
| UGA | 2 | 7 | 4 | 32 | 0:53 | Brandon Wimbush one-yard rush |
| UGA | 2 | 3 | 6 | 40 | 2:31 | Justin Yoon 42-yard field goal |
| UGA | 3 | 3 | 9 | 33 | 2:16 | Justin Yoon 37-yard field goal |
| UGA | 3 | 3 | 17 | 73 | 4:43 | Justin Yoon 28-yard field goal |
| BC | 1 | 7 | 4 | 75 | 1:24 | Brandon Wimbush 2-yard rush |
| BC | 2 | 7 | 7 | 92 | 1:55 | Brandon Wimbush 1-yard rush |
| BC | 3 | 7 | 9 | 70 | 2:36 | Tony Jones Jr. 1-yard rush |
| BC | 3 | 7 | 4 | 75 | 1:34 | Brandon Wimbush 3-yard rush |
| BC | 3 | 7 | 5 | 83 | 1:59 | Brandon Wimbush 65-yard rush |
| BC | 4 | 7 | 2 | 35 | 0:28 | Dexter Williams 3-yard rush |
| BC | 4 | 7 | 5 | 33 | 1:16 | Dexter Williams 15-yard rush |
| MSU | 1 | 7 | 7 | 78 | 1:55 | Brandon Wimbush 16-yard rush |
| MSU | 1 | 7 | 0 | 0 | 0:00 | Julian Love 59-yard interception return |
| MSU | 2 | 7 | 6 | 24 | 2:23 | Dexter Williams eight-yard pass from Brandon Wimbush |
| MSU | 2 | 7 | 5 | 80 | 1:34 | Dexter Williams 14-yard rush |
| MSU | 3 | 7 | 8 | 62 | 3:19 | Deon McIntosh nine-yard rush |
| MSU | 4 | 3 | 10 | 66 | 5:01 | Justin Yoon 46-yard field goal |
| MIA-OH | 1 | 7 | 2 | 73 | 0:25 | Josh Adams 73-yard rush |
| MIA-OH | 1 | 7 | 7 | 36 | 1:43 | Brandon Wimbush one-yard rush |
| MIA-OH | 1 | 7 | 4 | 71 | 1:53 | Josh Adams 59-yard rush |
| MIA-OH | 1 | 7 | 5 | 30 | 1:35 | Chase Claypool seven-yard pass from Brandon Wimbush |
| MIA-OH | 2 | 7 | 5 | 57 | 1:20 | Equanimeous St. Brown 14-yard pass from Brandon Wimbush |
| MIA-OH | 2 | 3 | 8 | 44 | 4:00 | Justin Yoon 43-yard field goal |
| MIA-OH | 2 | 7 | 5 | 81 | 1:42 | Miles Boykin 54-yard pass from Brandon Wimbush |
| MIA-OH | 4 | 7 | 7 | 87 | 2:20 | Deon McIntosh 26-yard rush |
| UNC | 1 | 7 | 15 | 80 | 4:57 | Cam Smith six-yard pass from Ian Book |
| UNC | 1 | 7 | 2 | 73 | 0:17 | Josh Adams 73-yard rush |
| UNC | 1 | 2 | -- | -- | -- | Jay Hayes safety |
| UNC | 3 | 3 | 7 | 5 | 2:47 | Justin Yoon 29-yard field goal |
| UNC | 3 | 7 | 2 | 46 | 0:28 | Deon McIntosh 35-yard rush |
| UNC | 4 | 7 | 11 | 75 | 5:06 | Deon McIntosh 24-yard rush |
| USC | 1 | 7 | 3 | 51 | 1:04 | Equanimeous St. Brown 26-yard pass from Brandon Wimbush |
| USC | 1 | 7 | 10 | 79 | 3:19 | Kevin Stepherson 23-yard pass from Brandon Wimbush |
| USC | 2 | 7 | 3 | 9 | 0:36 | Josh Adams three-yard rush |
| USC | 2 | 7 | 7 | 59 | 3:08 | Brandon Wimbush four-yard rush |
| USC | 3 | 7 | 8 | 65 | 3:54 | Brandon Wimbush seven-yard rush |
| USC | 3 | 7 | 1 | 84 | 0:19 | Josh Adams 84-yard rush |
| USC | 4 | 7 | 5 | 52 | 1:37 | Josh Adams 14-yard rush |
| NCST | 1 | 7 | 2 | 60 | 0:29 | Durham Smythe 25-yard pass from Brandon Wimbush |
| NCST | 2 | 7 | 14 | 72 | 5:11 | Brandon Wimbush three-yard rush |

| NOTRE DAME SCORING DRIVES | | | | | | |
|---------------------------|-----|-----|-----|-----|------|---|
| Game | Qtr | Pts | Pl. | Yds | TOP | Scoring Play |
| NCST | 2 | 7 | 8 | 60 | 2:18 | Kevin Stepherson 11-yard pass from Brandon Wimbush |
| NCST | 3 | 7 | -- | -- | -- | Julian Love 69-yard interception return |
| NCST | 3 | 7 | 2 | 77 | 0:16 | Josh Adams 77-yard rush |
| WF | 1 | 7 | 7 | 48 | 2:20 | Brandon Wimbush six-yard rush |
| WF | 2 | 3 | 9 | 70 | 3:38 | Justin Yoon 34-yard field goal |
| WF | 2 | 7 | 1 | 5 | 0:05 | Tony Jones Jr. five-yard rush |
| WF | 2 | 7 | 5 | 65 | 1:35 | Brandon Wimbush 50-yard rush |
| WF | 2 | 7 | 9 | 99 | 2:47 | Nic Weishar one-yard pass from Ian Book |
| WF | 3 | 3 | 12 | 52 | 4:00 | Justin Yoon 22-yard field goal |
| WF | 3 | 7 | 4 | 78 | 0:50 | Chase Claypool 34-yard pass from Brandon Wimbush |
| WF | 4 | 7 | 9 | 85 | 3:51 | Deon McIntosh two-yard rush |
| UM | 3 | 7 | 10 | 80 | 4:50 | Alize Mack 14-yard pass from Brandon Wimbush |
| NAVY | 1 | 3 | 11 | 58 | 2:51 | Justin Yoon 29-yard field goal |
| NAVY | 2 | 7 | 7 | 62 | 1:00 | Brandon Wimbush two-yard rush |
| NAVY | 3 | 7 | 5 | 78 | 1:28 | Kevin Stepherson 30-yard pass from Brandon Wimbush |
| NAVY | 4 | 7 | 11 | 80 | 3:31 | Kevin Stepherson nine-yard pass from Brandon Wimbush |
| STAN | 1 | 7 | 3 | 86 | 0:39 | Kevin Stepherson 83-yard pass from Brandon Wimbush |
| STAN | 2 | 3 | 15 | 69 | 4:34 | Justin Yoon 38-yard field goal |
| STAN | 3 | 7 | 1 | 75 | 0:12 | Equanimeous St. Brown 75-yard pass from Brandon Wimbush |
| STAN | 3 | 3 | 4 | -2 | 2:43 | Justin Yoon 38-yard field goal |

| OPPONENT SCORING DRIVES | | | | | | |
|-------------------------|-----|-----|-------|-----|------|---|
| Game | Qtr | Pts | Plays | Yds | TOP | Scoring Play |
| TEM | 1 | 3 | 9 | 57 | 3:27 | Austin Jones 36-yard field goal |
| TEM | 2 | 7 | 11 | 75 | 5:00 | Keith Kirkwood 12-yard pass from Logan Marchi |
| TEM | 3 | 7 | 11 | 70 | 4:17 | Brodrick Yancy 11-yard pass from Logan Marchi |
| UGA | 1 | 3 | 6 | 71 | 2:33 | Rodrigo Blankenship 27-yard field goal |
| UGA | 2 | 7 | 12 | 62 | 5:39 | Terry Godwin five-yard pass from Jake Fromm |
| UGA | 3 | 7 | 7 | 75 | 1:48 | Sony Michel six-yard rush |
| UGA | 4 | 3 | 9 | 63 | 3:13 | Rodrigo Blankenship 30-yard field goal |
| BC | 1 | 3 | 10 | 32 | 4:16 | Colton Lichtenberg 38-yard field goal |
| BC | 2 | 7 | 9 | 85 | 3:01 | Charlie Callinan 22-yard pass from Anthony Brown |
| BC | 3 | 3 | 5 | 9 | 2:19 | Colton Lichtenberg 41-yard field goal |
| BC | 4 | 7 | 14 | 74 | 4:39 | Charlie Callinan 14-yard pass from Anthony Brown |
| MSU | 1 | 7 | 7 | 75 | 4:00 | Darrell Stewart four-yard pass from Brian Lewerke |
| MSU | 3 | 3 | 9 | 53 | 3:38 | Matt Coghlin 40-yard field goal |
| MSU | 4 | 7 | 7 | 71 | 1:35 | Gerald Holmes 25-yard pass from Brian Lewerke |
| MIA-OH | 1 | 7 | 8 | 73 | 3:37 | James Gardner 34-yard pass from Gus Ragland |
| MIA-OH | 2 | 7 | 5 | 57 | 2:41 | James Gardner 14-yard pass from Gus Ragland |
| MIA-OH | 3 | 3 | 9 | 49 | 3:36 | Sam Sloman 38-yard field goal |
| UNC | 1 | 7 | 6 | 47 | 1:49 | Anthony Ratliff 25-yard pass from Chazz Surratt |
| UNC | 4 | 3 | 16 | 56 | 4:31 | Freeman Jones 34-yard field goal |
| USC | 3 | 7 | 12 | 77 | 5:00 | Steve Mitchell five-yard pass from Sam Darnold |
| USC | 3 | 7 | 6 | 73 | 2:40 | Deonta Burnett 16-yard pass from Sam Darnold |
| NCST | 1 | 7 | -- | -- | -- | Germaine Pratt zero-yard blocked punt return |
| NCST | 2 | 7 | 7 | 71 | 2:46 | Kelvin Harmon 15-yard pass from Ryan Finley |
| WF | 1 | 3 | 14 | 82 | 4:11 | Mike Weaver 34-yard field goal |
| WF | 2 | 7 | 3 | 69 | 0:40 | John Wolford 20-yard rush |
| WF | 3 | 7 | 6 | 63 | 1:32 | Alex Bachman 30-yard pass from John Wolford |
| WF | 3 | 7 | 6 | 75 | 1:34 | Matt Colburn 24-yard rush |
| WF | 4 | 7 | 12 | 70 | 2:54 | Jack Freudenthal 11-yard pass from John Wolford |
| WF | 4 | 7 | 14 | 90 | 4:36 | Isaiah Robinson 2-yard rush |
| UM | 1 | 7 | 8 | 58 | 3:04 | Braxton Berrios seven-yard pass from Malik Rosier |
| UM | 1 | 7 | 2 | 32 | 0:36 | Malik Rosier 16-yard rush |
| UM | 2 | 3 | 9 | 48 | 2:37 | Michael Badgley 23-yard field goal |
| UM | 2 | 3 | 4 | -4 | 1:24 | Michael Badgley 30-yard field goal |
| UM | 2 | 7 | -- | -- | -- | Trajan Bandy 65-yard interception return |
| UM | 3 | 7 | 9 | 90 | 4:30 | Deejay Dallas four-yard rush |
| UM | 4 | 7 | 8 | 30 | 4:50 | Deejay Dallas four-yard rush |
| NAVY | 1 | 3 | 13 | 49 | 7:10 | Owen White 38-yard field goal |
| NAVY | 1 | 7 | 11 | 39 | 5:02 | Zach Abey one-yard rush |
| NAVY | 3 | 7 | 15 | 72 | 7:59 | Craig Scott 12-yard pass from Zach Abey |
| STAN | 1 | 7 | 5 | 72 | 2:49 | Trenton Irwin 29-yard pass from K.J. Costello |
| STAN | 2 | 7 | 6 | 55 | 2:40 | JJ Arcega-Whiteside four-yard pass from K.J. Costello |
| STAN | 3 | 3 | 9 | 64 | 4:19 | Jet Toner 24-yard field goal |
| STAN | 4 | 7 | 7 | 70 | 2:31 | Kaden Smith 19-yard pass from Costello |
| STAN | 4 | 7 | 3 | 29 | 1:22 | Dalton Schultz 12-yard pass from Costello |
| STAN | 4 | 7 | 4 | 18 | 2:06 | Cameron Scarlett three-yard rush |

| GAME 1 | 1 | 2 | 3 | 4 | Total |
|------------------|----------------|---|--------------------|----|-----------|
| Temple (0-1) | 3 | 7 | 0 | 6 | 16 |
| Notre Dame (1-0) | 21 | 7 | 7 | 14 | 49 |
| Sept. 2, 2017 | Notre Dame, IN | | Notre Dame Stadium | | |

| GAME 2 | 1 | 2 | 3 | 4 | Total |
|----------------------|----------------|----|--------------------|---|-----------|
| #15 Georgia (2-0) | 3 | 7 | 7 | 3 | 20 |
| #24 Notre Dame (1-1) | 3 | 10 | 3 | 3 | 19 |
| Sept. 9, 2017 | Notre Dame, IN | | Notre Dame Stadium | | |

Put It On The Board: Irish Top Owls

Notre Dame receives trio of 100-plus yard rushing performances for first time since at least 1954

NOTRE DAME, Indiana (AP) -- Notre Dame got just about everything it could have hoped for in an opening game coming off a disappointing 4-8 season: solid play on defense, three 100-yard rushers and first-time starter Brandon Wimbush throwing for a pair of touchdowns in a 49-16 win over Temple on Saturday.

"When you can exhibit some of the perseverance and the grit that we showed that is needed to have a successful season, that's a good day for me," Notre Dame coach Brian Kelly said.

It was a different story for the Owls under first-year coach Geoff Collins as Temple struggled throughout.

"There have been a lot of fun moments and some exciting moments I was really looking forward to as a first-time head coach, and this was not one of them," Collins said. "We came out slow early. At halftime, I told the kids we had a lot of rookies out there and I thought I acted like a rookie early."

Wimbush, a junior, threw touchdown passes to Equanimeous St. Brown and Nic Weishar and completed 17 of 30 passes for 184 yards with one interception. He also ran for 106 yards on 12 carries, including an 8-yard touchdown run.

"I thought that for a guy starting for the first time, he provided some excitement and energy to the offense," Kelly said. "I think everybody that watched him can see the tools that he has; the ability to run, throw the football. He's tough. He got hit today. He got back up. Again, I think when you assess the quarterback position at the end of the day, they are going to assess him on wins and losses and today was a good day for the quarterback at Notre Dame because we are 1-0."

Wimbush said he wasn't surprised by anything he saw.

"I'll be sore tomorrow, but right now I'm great physically, mentally, emotionally," he said.

Josh Adams scored the quickest opening-season touchdown for Notre Dame in 24 years and rushed for 112 yards in the first quarter alone to get the Irish started. Adams finished with 161 yards rushing on 19 carries and Dexter Williams added 124 yards rushing on six carries.

"We just came out with intensity," Adams said. "We trusted in our training and everything we've been through the offseason and just going out there and having fun and forcing what we wanted to happen."

Adams scored on a 37-yard run 33 seconds into the game, the fastest touchdown to open a season for the Irish since linebacker Pete Bercich returned an interception 21 yards on the opening play against Northwestern in 1993. It was the quickest offensive touchdown for the Irish to open a season since at least 1963.

Wimbush set up the touchdown run with a 33-yard pass to St. Brown on the first play.

"That first play was huge for my confidence," he said.

SCORING SUMMARY

| | | | | |
|-----|-------|-----|---|---------|
| 1st | 14:27 | ND | Adams 37 yd run (Yoon kick) | |
| | | | 2 plays, 70 yards, TOP 0:33 | 0 - 7 |
| | 05:50 | ND | Wimbush 8 yd run (Yoon kick) | |
| | | | 7 plays, 59 yards, TOP 2:44 | 0 - 14 |
| | 02:23 | TEM | Jones 36 yd field goal | |
| | | | 9 plays, 57 yards, TOP 3:27 | 3 - 14 |
| | 01:13 | ND | Weishar 12 yd pass from Wimbush (Yoon kick) | |
| | | | 3 plays, 72 yards, TOP 1:10 | 3 - 21 |
| 2nd | 11:09 | ND | St. Brown 5 yd pass from Wimbush (Yoon kick) | |
| | | | 8 plays, 76 yards, TOP 3:40 | 3 - 28 |
| | 06:09 | TEM | Kirkwood 12 yd pass from Marchi (Jones kick) | |
| | | | 11 plays, 75 yards, TOP 5:00 | 10 - 28 |
| 3rd | 01:22 | ND | Jones Jr. 7 yd run (Yoon kick) | |
| | | | 8 plays, 80 yards, TOP 3:03 | 10 - 35 |
| 4th | 12:05 | TEM | Yancy 11 yd pass from Marchi (Marchi pass failed) | |
| | | | 11 plays, 70 yards, TOP 4:17 | 16 - 35 |
| | 05:44 | ND | Adams 1 yd run (Yoon kick) | |
| | | | 6 plays, 34 yards, TOP 2:27 | 16 - 42 |
| | 02:29 | ND | Williams 1 yd run (Yoon kick) | |
| | | | 3 plays, 69 yards, TOP 0:53 | 16 - 49 |

#24 Irish Fall To #15 Bulldogs

Georgia hits go-ahead field goal with 3:34 remaining in 20-19 decision

NOTRE DAME, Indiana (AP) -- Georgia got to Dawg Walk out of Notre Dame Stadium with a victory, dozens of its fans forming a line from the locker room to the buses to congratulate the Bulldogs after their first trip to this part of the country in more than 50 years.

Lorenzo Carter and Davin Bellamy led a swarming Georgia defense and the No. 15 Bulldogs got enough plays from an offense starting a freshman quarterback to beat No. 24 Notre Dame 20-19 on Saturday night.

The first regular-season meeting between the storied programs was a hard-hitting, penalty filled tug-o-war, and when it was done the Bulldogs gathered in the corner of the stadium to celebrate with and salute thousands of their fans who made the pilgrimage.

"It definitely means a little more," linebacker Roquan Smith said. "Coming up to South Bend, an awesome environment. Then having all these Dawgs fans coming out, showing their support. Showing how much they believe in us. It's just an awesome feeling to be able to give those fans a W."

Rodrigo Blankenship, a third-year sophomore walk-on who received a scholarship just this week, kicked a 30-yard field goal with 3:39 remaining to give the Bulldogs (2-0) a one-point lead, and that was enough for Carter and company. Georgia stopped Brandon Wimbush and the Fighting Irish (1-1) on downs once. Then, on Notre Dame's final drive, Bellamy blind-sided the quarterback and Carter recovered the fumble with 1:27 left to seal it.

Carter had a strip sack in the second-half, too. Wimbush, starting his second game for the Irish, scored Notre Dame's only touchdown in the first half on a 1-yard run and finished 20 for 40 for 210 yards with two lost fumbles.

"We're learning," Notre Dame coach Brian Kelly said. "Our QB is learning the tools of trade. He's getting different looks and reads. I thought he learned a lot tonight."

THE TAKEAWAY

Georgia: The Bulldogs had not ventured this far north for a game since 1965 against Michigan. They brought thousands of their fans with them and started freshman Jake Fromm at quarterback. Fromm was filling in for the injured Jacob Eason and making his first career start. The Bulldogs tried not to put too much on the former Little League World Series hero from Warner Robins, Georgia. He went 16 for 29 for 141 yards with a touchdown pass -- thanks to a reaching, one-handed grab by Terry Godwin in the first half -- and two turnovers.

Notre Dame: The Notre Dame defense hung in against one of the best running-back combinations in the country in Nick Chubb and Sony Michel, an encouraging sign for a unit that struggled mightily last season. The Bulldogs ran for 185 yards and 4.3 per carry. New defensive coordinator Mike Elko doesn't have a lot of game-changers or depth on that side of the ball, but the Irish did a good job of getting lots of defenders to the ball.

SCORING SUMMARY

| | | | | |
|-----|-------|-----|--|---------|
| 1st | 12:48 | ND | Yoon 39 yd field goal | |
| | | | 7 plays, 53 yards, TOP 2:12 | 0 - 3 |
| | 06:36 | UGA | Blankenship 27 yd field goal | |
| | | | 6 plays, 71 yards, TOP 2:33 | 3 - 3 |
| 2nd | 12:24 | ND | Wimbush 1 yd run (Yoon kick) | |
| | | | 4 plays, 32 yards, TOP 0:53 | 3 - 10 |
| | 06:45 | UGA | Godwin 5 yd pass from Fromm (Blankenship kick) | |
| | | | 12 plays, 62 yards, TOP 5:39 | 10 - 10 |
| | 04:14 | ND | Yoon 42 yd field goal | |
| | | | 6 plays, 40 yards, TOP 2:31 | 10 - 13 |
| 3rd | 06:22 | ND | Yoon 37 yd field goal | |
| | | | 9 plays, 33 yards, TOP 2:16 | 10 - 16 |
| | 04:34 | UGA | Michel 6 yd run (Blankenship kick) | |
| | | | 7 plays, 75 yards, TOP 1:48 | 17 - 16 |
| 4th | 10:21 | ND | Yoon 28 yd field goal | |
| | | | 13 plays, 73 yards, TOP 4:43 | 17 - 19 |
| | 03:34 | UGA | Blankenship 30 yd field goal | |
| | | | 9 plays, 63 yards, TOP 3:13 | 20 - 19 |

| GAME 3 | 1 | 2 | 3 | 4 | Total |
|----------------------|-------------------|---|----|----------------|-----------|
| Notre Dame (2-1) | 7 | 7 | 14 | 21 | 49 |
| Boston College (1-2) | 3 | 7 | 3 | 7 | 20 |
| Sept. 16, 2017 | Chestnut Hill, MA | | | Alumni Stadium | |

Adams, Wimbush run Notre Dame past BC 49-20

Notre Dame sees two player eclipse 200 rushing yards each in the same game for the first time in school history

BOSTON (AP)— Notre Dame quarterback Brandon Wimbush had already scored from 1, 2, and 3 yards out when he broke loose for a 65-yard touchdown to help ice the game.

Josh Adams had 64- and 65-yard runs of his own. "Big plays, you don't look for them," Wimbush said after helping Notre Dame bounce back from its fall from the rankings by beating Boston College 49-20 on Saturday. "You do your job and the plays are there."

Wimbush ran for four touchdowns and 207 yards, a record for a Notre Dame quarterback. Adams rushed for 229 in three quarters, the first time in the history of the illustrious program that two players have run for more than 200 yards in a game.

"The tale of the game came with their ability to run," Boston College coach Steve Addazio said. "Those chunks are what turned the game, because it was a close game."

For about 40 minutes it was, until Notre Dame (2-1) scored three straight touchdowns to turn a 14-13 game into a blowout and beat BC (1-2) for the sixth straight time.

After stopping the Eagles on a fourth-and-1, Wimbush broke loose for a 46-yard run to set up one touchdown. The Irish scored twice more before BC was able to respond, one set up by Adams' 33-yard scamper and the other on Wimbush's 65-yard TD.

"We didn't make a lot of plays in the first half," Notre Dame coach Brian Kelly said. "We came in at halftime and went up to the offensive line and said, 'Look, we need you to take over this football game. You're our veteran group.' And they really responded."

In the matchup of the only two Catholic schools in FBS – a rivalry known as the "Holy War" – the Irish ran for 515 yards on 51 carries. Wimbush completed 11 of 24 passes for 96 yards, with one interception.

"You've just got to find a way to find something that's working for you," he said. "And it happened to be my feet during this game."

THE RECORDS

Wimbush's 207 rushing yards was the most ever for a Notre Dame quarterback, breaking the record set by Bill Etter against Navy in 1969. The 10.1 yards per rush was also a record for the Fighting Irish; the old mark of 10.0 had stood since 1942 (250 yards on 25 carries against Great Lakes).

LOOSE ENDS

BC's Anthony Brown connected with Charlie Callinan on two touchdowns. In all, Brown was 24 of 40 for 215 yards, with two touchdowns and two interceptions. ... Dexter Williams scored Notre Dame's last two touchdowns, from 3 and 15 yards out. ... Sean Crawford had both interceptions for the Irish. ... BC defensive back Isaac Yiadom chased down Adams on his 65- and 64-yard runs, tackling him at the 2 and the 17, respectively.

SCORING SUMMARY

| | | | | | |
|-----|-------|----|---|--|---------|
| 1st | 07:52 | BC | Lichtenberg 38 yd field goal | | |
| | | | 10 plays, 32 yards, TOP 4:16 | | 0 - 3 |
| | 06:28 | ND | Wimbush 2 yd run (Yoon kick) | | |
| | | | 4 plays, 75 yards, TOP 1:24 | | 7 - 3 |
| 2nd | 11:59 | BC | Callinan 22 yd pass from Brown (Lichtenberg kick) | | |
| | | | 9 plays, 85 yards, TOP 3:01 | | 7 - 10 |
| | 01:57 | ND | Wimbush 1 yd run (Yoon kick) | | |
| | | | 7 plays, 92 yards, TOP 1:55 | | 14 - 10 |
| 3rd | 11:25 | BC | Lichtenberg 41 yd field goal | | |
| | | | 5 plays, 9 yards, TOP 2:19 | | 14 - 13 |
| | 05:04 | ND | Jones Jr. 1 yd run (Yoon kick) | | |
| | | | 9 plays, 70 yards, TOP 2:36 | | 21 - 13 |
| | 02:38 | ND | Wimbush 3 yd run (Yoon kick) | | |
| | | | 4 plays, 75 yards, TOP 1:34 | | 28 - 13 |
| 4th | 13:41 | ND | Wimbush 65 yd run (Yoon kick) | | |
| | | | 5 plays, 83 yards, TOP 1:59 | | 35 - 13 |
| | 09:02 | BC | Callinan 14 yd pass from Brown (Lichtenberg kick) | | |
| | | | 14 plays, 75 yards, TOP 4:39 | | 35 - 20 |
| | 06:23 | ND | Williams 3 yd run (Yoon kick) | | |
| | | | 2 plays, 35 yards, TOP 0:28 | | 42 - 20 |
| | 04:57 | ND | Williams 15 yd run (Yoon kick) | | |
| | | | 5 plays, 33 yards, TOP 1:16 | | 49 - 20 |

| GAME 4 | 1 | 2 | 3 | 4 | Total |
|----------------------|------------------|----|---|-----------------|-----------|
| Notre Dame (3-1) | 14 | 14 | 7 | 3 | 38 |
| Michigan State (2-1) | 7 | 0 | 3 | 8 | 18 |
| Sept. 23, 2017 | East Lansing, MI | | | Spartan Stadium | |

Irish Recapture Megaphone With 38-18 Win Over Spartans

Notre Dame regains its oldest rivalry trophy with victory at Michigan State

EAST LANSING, Michigan (AP) -- Brian Lewerke threw toward the left side of the field and Julian Love broke to the ball.

"I really don't remember the rest," the Notre Dame cornerback said.

Love intercepted the pass and had open field in front of him, scoring on a 59-yard return in the first quarter that gave the Irish a comfortable early lead in their 38-18 victory over Michigan State on Saturday night. Notre Dame was outgained but never trailed. The Irish took control by forcing three crucial turnovers in the first half.

Brandon Wimbush threw for a touchdown and ran for one for Notre Dame, and Dexter Williams caught a touchdown pass and ran for a TD. Deon McIntosh added a scoring run for the Irish (3-1).

It was the first time Michigan State (2-1) went an entire regular-season game without leading in over five years.

Michigan State hadn't allowed an offensive touchdown through its first two games, but Notre Dame put an end to that run by driving 78 yards in 1:55 on the game's first possession. Wimbush opened the scoring with a 16-yard run, and then Love picked off Lewerke's pass and ran it back to give the Irish a 14-point advantage.

"We got the pick-six and got up 14-0, then we were able to control the football a little bit," Notre Dame coach Brian Kelly said. "Then when you get a lead on the road, I thought that Brandon Wimbush did a really good job of controlling the offense. And then again I think like everything else, if you take care of the football, which we did today, good things happen."

Lewerke broke free for a 52-yard run on what looked like a simple quarterback sneak on third-and-1. That set up his 4-yard touchdown pass to Darrell Stewart. But in the second quarter, Lewerke fumbled while trying to scramble out of trouble on third down, giving Notre Dame the ball at the Michigan State 24. Wimbush threw an 8-yard TD pass to Williams to make it 21-7.

"The interception was just a bad decision. On the fumble I've got to keep the ball tucked in," said Lewerke, who threw for 340 yards and two TDs. "The fumble shouldn't happen. The interception shouldn't happen, either."

The Spartans were still very much in the game, but they couldn't overcome their next giveaway. LJ Scott was about to score when Notre Dame cornerback Shaun Crawford forced a fumble and recovered the ball in the end zone for a touchback.

Williams scored on a 14-yard run to give Notre Dame a 28-7 halftime lead.

Crawford intercepted two passes and recovered a fumble in a win at Boston College last weekend.

The last time Michigan State went a whole regular-season game without leading was Sept. 15, 2012, in a 20-3 loss to Notre Dame.

SCORING SUMMARY

| | | | | | |
|-----|-------|-----|--|--|---------|
| 1st | 13:05 | ND | Wimbush 16 yd run (Yoon kick) | | |
| | | | 7 plays, 78 yards, TOP 1:55 | | 7 - 0 |
| | 10:33 | ND | Love 59 yd interception return (Yoon kick) | | |
| | | | -- | | 14 - 0 |
| | 6:33 | MSU | Stewart 4 yd pass from Lewerke (Coghlin kick) | | |
| | | | 7 plays, 75 yards, TOP 4:00 | | 14 - 7 |
| 2nd | 9:32 | ND | Williams 8 yd pass from Wimbush (Yoon kick) | | |
| | | | 6 plays, 24 yards, TOP 2:23 | | 21 - 7 |
| | 4:47 | ND | Williams 14 yd run (Yoon kick) | | |
| | | | 5 plays, 80 yards, TOP 1:34 | | 28 - 7 |
| 3rd | 11:13 | MSU | Coghlin 40 yd field goal | | |
| | | | 9 plays, 53 yards, TOP 3:38 | | 28 - 10 |
| | 07:46 | ND | McIntosh 9 yd run (Yoon kick) | | |
| | | | 8 plays, 62 yards, TOP 3:19 | | 35 - 10 |
| 4th | 04:51 | ND | Yoon 46 yd field goal | | |
| | | | 10 plays, 66 yards, TOP 5:01, ND 38 - MSU 10 | | 38 - 10 |
| | 03:09 | MSU | Holmes 25 yd pass from Lewerke (White pass from Lewerke) | | |
| | | | 7 plays, 71 yards, TOP 1:35 | | 38 - 18 |

| GAME 5 | 1 | 2 | 3 | 4 | Total |
|----------------------|----------------|----|--------------------|---|-----------|
| Miami (Ohio) (2-3) | 7 | 7 | 3 | 0 | 17 |
| #22 Notre Dame (4-1) | 28 | 17 | 0 | 7 | 52 |
| Sept. 30, 2017 | Notre Dame, IN | | Notre Dame Stadium | | |

Dynamic First Half Leads Irish Past Miami (Ohio)

No. 22 Notre Dame claims third straight win by 20+ points

NOTRE DAME, Indiana (Fighting Irish Media) -- The No. 22 nationally ranked University of Notre Dame football squad (4-1) secured win No. 900 in program history Saturday night after its dominant 52-17 victory over the visiting Miami RedHawks (2-3).

The Irish offense struck early and often, tallying 45 points in the first half, which marked the most in the opening half during the Brian Kelly era. In addition, the 35-point victory was Notre Dame's third straight of 20 or more points for the first time since 2005.

HOW IT HAPPENED

Both sides of the football got off to a hot start that resulted in a 14-0 Irish lead in the first 3:30 of the game. On just the second play, Josh Adams took it 72 yards to the end-zone, marking his fourth rush this season of 60+ yards.

Two series later, Adams was at it again, this time bursting a 53-yard touchdown carry to put Notre Dame up 21-7. With his second touchdown, Adams boasted five carries for 151 yards, setting a new career best for fewest carries to 100+ yards.

The defense also played a major role in the first quarter, forcing two turnovers via Greer Martini's first career interception and Jerry Tiller's first career forced fumble. Notre Dame converted both said turnovers into 14 points, first with a Brandon Wimbush one-yard touchdown run, followed later by a seven-yard touchdown reception by Chase Claypool.

All said and done, the Irish put 28 points on the board in the first quarter, which was the most in a single period since Sept. 3, 2005.

In the second quarter, Notre Dame struck twice through the air in addition to a 43-yard field goal. First, Equanimeous St. Brown scored his second touchdown of the year, scoring on a 14-yard reception from Wimbush. Then, with 37 seconds remaining in the half, Miles Boykin hauled in his first touchdown reception of the season, covering 54 yards to put the Irish up 45-14.

The Blue and Gold tacked on one more touchdown with eight-minutes left in the fourth quarter as Deon McIntosh notched a career-long 26-yard carry, bringing the game to its final score of 52-17.

Wimbush finished 7-of-18 for 119 yards with three touchdowns while Adams led the ground attack with 159 yards, two touchdowns, via eight carries. All-together, the Irish offense mustered 503 yards, including 333 total rushing yards.

SCORING SUMMARY

| | | | | |
|-----|-------|----|---|---------|
| 1st | 14:35 | ND | Adams 73 yd run (Yoon kick) | |
| | | | 2 plays, 73 yards, TOP 0:25 | 0 - 7 |
| | 11:36 | ND | Wimbush 1 yd run (Yoon kick) | |
| | | | 7 plays, 36 yards, TOP 1:43 | 0 - 14 |
| | 07:59 | MU | Gardner 34 yd pass from Ragland (Sloman kick) | |
| | | | 8 plays, 73 yards, TOP 3:37 | 7 - 14 |
| | 06:06 | ND | Adams 59 yd run (Yoon kick) | |
| | | | 4 plays, 71 yards, TOP 1:53 | 7 - 21 |
| | 00:38 | ND | Claypool 7 yd pass from Wimbush (Yoon kick) | |
| | | | 5 plays, 30 yards, TOP 1:35 | 7 - 28 |
| 2nd | 12:50 | ND | St. Brown 14 yd pass from Wimbush (Yoon kick) | |
| | | | 5 plays, 57 yards, TOP 1:20 | 7 - 35 |
| | 10:09 | MU | Gardner 14 yd pass from Ragland (Sloman kick) | |
| | | | 5 plays, 57 yards, TOP 2:41 | 14 - 35 |
| | 06:09 | ND | Yoon 43 yd field goal | |
| | | | 8 plays, 44 yards, TOP 4:00 | 14 - 38 |
| | 00:37 | ND | Boykin 54 yd pass from Wimbush (Yoon kick) | |
| | | | 5 plays, 81 yards, TOP 1:42 | 14 - 45 |
| 3rd | 06:40 | MU | Sloman 38 yd field goal | |
| | | | 9 plays, 49 yards, TOP 3:36 | 17 - 45 |
| 4th | 08:10 | ND | McIntosh 26 yd run (Yoon kick) | |
| | | | 7 plays, 87 yards, TOP 2:20 | 17 - 52 |

| GAME 6 | 1 | 2 | 3 | 4 | Total |
|----------------------|-----------------|----|---------------|---|-----------|
| #21 Notre Dame (5-1) | 0 | 16 | 10 | 7 | 33 |
| North Carolina (1-5) | 0 | 7 | 0 | 3 | 10 |
| Oct. 7, 2017 | Chapel Hill, NC | | Kenan Stadium | | |

No. 21 Notre Dame beats North Carolina 33-10 for 5-1 start

With Ian Book at QB for injured Brandon Wimbush, Irish run past Heels

CHAPEL HILL, N.C. (AP) -- Notre Dame didn't have its starting quarterback, and its best runner was limited by dehydration. The Fighting Irish also had to operate in rainy conditions on the road.

And they did just fine.

Josh Adams ran for 118 yards, including a 73-yard touchdown, and No. 21 Notre Dame stuck with its strong ground game to beat North Carolina 33-10 on Saturday.

Adams, ranked among the national rushing leaders, carried the ball just 13 times before leaving the game. But Deon McIntosh added 124 yards rushing and two scores for the Fighting Irish (5-1), who won a third straight road game against a power-conference opponent despite not having starting quarterback Brandon Wimbush due to a right foot injury.

Wimbush was on the sideline as the No. 2 QB behind first-time starter Ian Book. The sophomore, who had thrown just eight passes this season, was 17 of 31 for 146 yards and a touchdown while running for 45 yards. He also threw two interceptions.

"I had some nerves when I first got out there," Book said. "But the 10 guys on that offense with me make my job a lot easier, so I had all the confidence in the world."

Still, the Fighting Irish had no trouble earning their fourth straight win by at least 20 points since a 20-19 loss to Georgia on Sept. 9, the first time they have accomplished that feat since 2005.

Chazz Surratt threw a 25-yard touchdown pass to Anthony Ratliff-Williams before halftime in the only noteworthy offensive play for the Tar Heels (1-5). North Carolina finished with 265 yards and eight three-and-outs in its second straight lackluster showing.

"It comes down to me as the head coach putting them in a position to be successful," UNC coach Larry Fedora said. "And I haven't found a way to make that happen yet."

THE TAKEAWAY

Notre Dame: The Fighting Irish certainly can lean on their sturdy ground game. They entered ranked second nationally with 20 rushing touchdowns, third in yards per carry (7.14) and seventh in rushing yards per game (301.4). It offered unflashy reliability Saturday as Notre Dame got 341 of its 487 total yards on the ground.

"We probably weren't as opportunistic as we have been this year offensively," Kelly said. "But when we needed it, we obviously put together a great second half in terms of controlling the clock and running the football."

MCINTOSH'S DAY

McIntosh, a sophomore, capitalized on his extra work by scoring from 24 and 35 yards out -- his third straight game with at least one rushing score.

"I was just running behind my pads, trusting my O-line, reading the blocks and just making the plays," McIntosh said. "I stepped up when my number was called."

STREAK SNAPPED

Notre Dame finally came up empty in the red zone.

The Irish entered the game 22 for 22 on red-zone scoring chances, with 20 of those being touchdowns, and scored on their first two red-zone drives Saturday. But that streak ended with Book's interception in the third after Notre Dame had reached the UNC 18.

SCORING SUMMARY

| | | | | |
|-----|-------|----|--|---------|
| 2nd | 14:54 | ND | Smith 6 yd pass from Book (Yoon kick) | |
| | | | 15 plays, 80 yards, TOP 4:57 | 7 - 0 |
| | 12:38 | ND | Adams 73 yd run (Yoon kick) | |
| | | | 2 plays, 73 yards, TOP 0:17 | 14 - 0 |
| | 01:50 | NC | Ratliff 25 yd pass from Surratt (Jones kick) | |
| | | | 6 plays, 47 yards, TOP 1:49 | 14 - 7 |
| | 00:28 | ND | Hayes, J. safety | |
| | | | | 16 - 7 |
| 3rd | 11:15 | ND | Yoon 29 yd field goal | |
| | | | 7 plays, 5 yards, TOP 2:47 | 19 - 7 |
| | 06:41 | ND | McIntosh 35 yd run (Yoon kick) | |
| | | | 2 plays, 46 yards, TOP 0:28 | 26 - 7 |
| 4th | 14:11 | NC | Jones 34 yd field goal | |
| | | | 16 plays, 56 yards, TOP 4:31 | 26 - 10 |
| | 09:05 | ND | McIntosh 24 yd run (Yoon kick) | |
| | | | 11 plays, 75 yards, TOP 5:06 | 33 - 10 |

| GAME 7 | 1 | 2 | 3 | 4 | Total |
|----------------------|----------------|----|--------------------|---|-----------|
| #11 USC (6-2) | 0 | 0 | 14 | 0 | 14 |
| #13 Notre Dame (6-1) | 14 | 14 | 14 | 7 | 49 |
| Oct. 21, 2017 | Notre Dame, IN | | Notre Dame Stadium | | |

Irish Bring Home Shillelagh in Emphatic 49-14 Win

Notre Dame matches 1977 team with second-most points scored in Southern Cal rivalry

NOTRE DAME, Ind. (Fighting Irish Media) – The No. 13 Fighting Irish football squad put on a show in front of a sell-out crowd under the lights of Notre Dame Stadium Saturday night, toppling the No. 11 USC Trojans by the score of 49-14. It was only fitting with the 1977 national championship squad in attendance that Notre Dame's 49 points against USC were the most since the 49-19 victory 40 years ago.

STATS OF THE NIGHT

The Notre Dame ground attack proved unstoppable tonight, totaling 377 rushing yards, which are believed to be the most for the Irish in a game versus USC since 1950. Josh Adams continued to build his Heisman resume as the junior finished with 191 yards on 19 carries (10.1 avg), including three touchdowns.

Meanwhile, Brandon Wimbush followed suit with 106 yards on 14 carries (7.6) with two rushing touchdowns, marking the fourth time this season Notre Dame had a pair of 100-yard rushers. In addition, Wimbush tacked on 190 yards and two touchdowns through the air.

Furthermore, Notre Dame utilized a dominant first half to build a 28-0 lead, marking the second largest halftime lead in series history with USC. The Irish outgained the Trojans 262-103 in total yards for the half, and stymied the USC running game to negative-four yards.

HOW IT HAPPENED

The House that Rockne Built was rocking from the get-go when Te'von Coney recorded a sack and fumble recovery just two minutes into the game. The Irish then capitalized on the momentum with a quick three-play strike that ended with a 26-yard pass from Wimbush to Equanimeous St. Brown.

The Irish kept it rolling on their very next drive, traversing 79 yards in 10 plays, capped by a 23-yard strike from Wimbush to Kevin Stepherson.

Later, at 8:19 in the second quarter, the Irish took advantage of a muffed punt from the Trojans, recovering the fumble at the USC nine-yard line. Three plays later, Adams went three yards into the striped end-zone for the score.

Next, Notre Dame's defense continued to disrupt USC quarterback Sam Darnold, as Nick Watkins garnered an interception at the 7:02 mark, which then set-up a seven-play, 59-yard drive by the Irish that ended with a four-yard touchdown carry from Wimbush.

All-in-all, Notre Dame's defense kept Southern Cal off the scoreboard until the 10-minute mark in the third quarter. Even so, the Irish immediately retaliated on the ensuing drive, as Wimbush equaled the Notre Dame quarterback rushing touchdown mark for a single season with his 10th on the year with a seven-yard carry, extending the lead to 35-7.

Lastly, at the 3:26 mark in the third, Adams busted out an impressive 84-yard touchdown run, but wasn't done there, tacking on a 14-yard touchdown carry at the start of the fourth, completing Notre Dame's 49-point tally for the evening.

SCORING SUMMARY

| | | | | |
|-----|-------|-----|--|---------|
| 1st | 12:45 | ND | St. Brown 26 yd pass from Wimbush (Yoon kick) | |
| | | | 3 plays, 51 yards, TOP 1:04 | 0 - 7 |
| | 06:59 | ND | Stepherson 23 yd pass from Wimbush (Yoon kick) | |
| | | | 10 plays, 79 yards, TOP 3:19 | 0 - 14 |
| 2nd | 07:43 | ND | Adams 3 yd run (Yoon kick) | |
| | | | 3 plays, 9 yards, TOP 0:36 | 0 - 21 |
| | 03:54 | ND | Wimbush 4 yd run (Yoon kick) | |
| | | | 7 plays, 59 yards, TOP 3:08 | 0 - 28 |
| 3rd | 10:00 | USC | Mitchell 5 yd pass from Darnold (McGrath kick) | |
| | | | 12 plays, 77 yards, TOP 5:00 | 7 - 28 |
| | 06:06 | ND | Wimbush 7 yd run (Yoon kick) | |
| | | | 8 plays, 65 yards, TOP 3:54 | 7 - 35 |
| | 03:26 | USC | Burnett 16 yd pass from Darnold (McGrath kick) | |
| | | | 6 plays, 73 yards, TOP 2:40 | 14 - 35 |
| | 03:07 | ND | Adams 84 yd run (Yoon kick) | |
| | | | 1 play, 84 yards, TOP 0:19 | 14 - 42 |
| 4th | 13:17 | ND | Adams 14 yd run (Yoon kick) | |
| | | | 5 plays, 52 yards, TOP 1:37 | 14 - 49 |

| GAME 8 | 1 | 2 | 3 | 4 | Total |
|---------------------|----------------|----|--------------------|---|-----------|
| #14 NC State (6-2) | 7 | 7 | 0 | 0 | 14 |
| #9 Notre Dame (7-1) | 7 | 14 | 14 | 0 | 35 |
| Oct. 28, 2017 | Notre Dame, IN | | Notre Dame Stadium | | |

#9 Irish Romp In 35-14 Win Over #14 Wolfpack

Adams runs for 202 yards as Irish offensive line dominates

NOTRE DAME, Ind. (Fighting Irish Media)-- Saturday's match-up against No. 14 NC State promised a challenge for Notre Dame's sixth-rated rushing offense, and the ninth-ranked Irish proved more than up to the challenge, handling the Wolfpack rush defense in a 35-14 win at Notre Dame Stadium.

The Notre Dame rushing attack totaled 318 yards against the nation's sixth-ranked rushing defense, busting NC State's average coming into the game (91.3) by nearly 230 yards. At the head of the Irish charge was Josh Adams, who bolstered his Heisman credentials with a 202-yard, one-touchdown performance.

On a day in which he surpassed the 1,000-yard rushing mark in the fewest carries (110) in school history, Adams tacked on a 77-yard touchdown run in the third quarter that gave the Irish their 35-14 lead. It was his nation-leading seventh run of at least 60 yards on the season and his fourth of at least 70 yards.

Quarterback Brandon Wimbush went 10-for-19 for 104 yards passing, while tight end Durham Smythe led the squad with 52 yards receiving and a touchdown.

The Irish (7-1) held NC State rushers to just 50 yards after averaging 177.4 yards per game prior to Saturday. Linebacker Te'von Coney led the team with 9.0 tackles, including 5.0 solo efforts. Linebacker Drue Tranquill followed with 7.0 tackles (3.0 solo) of his own, while Nyles Morgan recorded 6.0 (2.0 solo).

Cornerback Julian Love led the secondary with three pass break-ups, as well as his second interception return for a touchdown of the season.

The Wolfpack (6-2) got on the board first, capitalizing on an Irish miscue as James Smith-Williams blocked a Tyler Newsome punt in the Irish end zone and Germaine Pratt recovered the attempt for an NC State touchdown.

Notre Dame was quick to respond however, engineering its own scoring drive of two plays for 60 yards in 29 seconds, culminating in a 25-yard strike from Wimbush to Smythe to even the score.

After a 15-yard touchdown pass from Ryan Finley to Kelvin Harmon to start the second quarter for NC State, the Irish again struck back with the equalizer. After guiding the Irish on a 14-play, 72-yard drive, Wimbush scampered into the end zone for a three-yard touchdown rush for his 11th scoring run of the season, eclipsing DeShone Kizer's previous school record for rushing touchdowns by a quarterback.

The Irish defense forced a three-and-out on the next series, and the offense delivered upon getting the ball back. Facing third-and-six from the NC State 22, Smythe pulled in an 11-yard pass pass down the far sideline, grazing his toes in-bounds to keep the drive alive. Kevin Stepherson followed in kind on the next play, getting a foot down in the corner of the end zone on the 11-yard touchdown reception to put the Irish up 21-14.

After notching three critical pass break-ups in the first half, Love was back at it in the second, disrupting the Wolfpack's opening drive with his second interception return for a touchdown of the season. Love's 69-yard return also marked the first pick against Finley this season, who had made 339 straight attempts without a passing turnover.

Adams capped the day for the Irish with his 77-yard jaunt with 4:11 remaining in the third quarter. It came a week after an 84-yard scoring rush in the win against USC.

SCORING SUMMARY

| | | | | |
|-----|-------|----|--|---------|
| 1st | 10:05 | ST | Pratt 0 yd blocked punt return (Wise kick) | |
| | | | | 7 - 0 |
| | 09:36 | ND | Smythe 25 yd pass from Wimbush (Yoon kick) | |
| | | | 2 plays, 60 yards, TOP 0:29 | 7 - 7 |
| 2nd | 14:48 | ST | Harmon 15 yd pass from Finley (Wise kick) | |
| | | | 7 plays, 71 yards, TOP 2:46 | 14 - 7 |
| | 09:37 | ND | Wimbush 3 yd run (Yoon kick) | |
| | | | 14 plays, 72 yards, TOP 5:11 | 14 - 14 |
| | 05:30 | ND | Stepherson 11 yd pass from Wimbush (Yoon kick) | |
| | | | 8 plays, 60 yards, TOP 2:18 | 14 - 21 |
| 3rd | 12:05 | ND | Love 69 yd interception return (Yoon kick) | |
| | | | | 14 - 28 |
| | 04:11 | ND | Adams 77 yd run (Yoon kick) | |
| | | | 2 plays, 77 yards, TOP 0:16 | 14 - 35 |

| GAME 9 | 1 | 2 | 3 | 4 | Total |
|---------------------|----------------|----|--------------------|----|-----------|
| Wake Forest (5-4) | 3 | 7 | 13 | 14 | 37 |
| #3 Notre Dame (8-1) | 7 | 24 | 10 | 7 | 48 |
| Nov. 4, 2017 | Notre Dame, IN | | Notre Dame Stadium | | |

#3 Irish Prevail In 48-37 Victory Over Wake Forest

Notre Dame racks up 710 total yards in offensive effort

NOTRE DAME, Ind. (Fighting Irish Media) - On a cold and rainy day at Notre Dame Stadium, the third-ranked Fighting Irish football team put on a scorching offensive performance in a 48-37 victory over Wake Forest.

The Irish (8-1) racked up 710 total yards, coming within 10 yards of the previous school single-game record of 720 set against Navy on Nov. 1, 1969. It was a balanced attack, with 380 rushing yards to go with 330 yards through the air.

Quarterback Brandon Wimbush was responsible for 390 total yards, leading Irish rushers with 110 yards (two touchdowns) and passing for another 280 (one touchdown). Wimbush's two rushing touchdowns brought his season total to 13 -- extending his school record -- and his career total to 14 -- tying for seventh all-time with Joe Montana and Everett Golson.

Wide receiver Chase Claypool hauled in a career-high 180 yards with one touchdown to lead all receivers.

Cornerback Julian Love recorded three pass break-ups in the first half -- including his third interception of the season -- to bring his season total to 14, surpassing Clarence Ellis (13, 1969) for the most by a Notre Dame player in a single season.

After Wake Forest scored on its opening drive, Notre Dame answered after C.J. Sanders returned the ensuing kickoff 52 yards to the Wake 48-yard-line and Wimbush scampered into the end zone from six yards to put the Irish up 7-3.

The Irish extended their lead when Justin Yoon connected on a 34-yard field goal to open the second quarter. On Wake Forest's next offensive play, cornerback Julian Love snagged his third interception of the season, returning 25 yards and setting up a five-yard touchdown run by Tony Jones Jr.

The Demon Deacons came within 17-10 with 10:13 left in the second quarter when quarterback John Wolford ran for a 20-yard touchdown, but the Irish tacked on two more scores before halftime to lead 31-10 at intermission. On the next drive, Wimbush ran for a 50-yard rushing touchdown, and the Irish capped the half with a 99-yard, nine-play scoring drive when Ian Book hooked up with Nick Weishar for a one-yard touchdown reception with 22 seconds left in the quarter.

It was a shootout in the second half as Wake Forest outscored the Irish 27-18 over the final two quarters, rushing for two touchdowns and passing for two more. Notre Dame opened the scoring with a Yoon field goal nearly six minutes into the third quarter, and the Demon Deacons answered three series later on a 30-yard Wolford pass to Alex Bachman, though missed the two-point conversion attempt.

Notre Dame took a 42-16 lead 50 seconds later when Claypool broke the plane on a 34-yard reception from Wimbush. Wake Forest responded before the quarter ended, though, when Matt Colburn rushed in from 24 yards to narrow the gap at 42-23.

The Irish opened the fourth quarter on an 85-yard scoring drive, capped by a two-yard rush from Deon McIntosh, who finished with 63 yards on nine carries.

Wake Forest closed the game with two more touchdown drives of 70 and 90 yards, respectively, but it wasn't enough to close the Irish advantage.

SCORING SUMMARY

| | | | | | |
|-----|-------|----|---|--|---------|
| 1st | 08:46 | WF | Weaver 34 yd field goal | | |
| | | | 14 plays, 82 yards, TOP 4:11 | | 3 - 0 |
| | 06:26 | ND | Wimbush 6 yd run (Yoon kick) | | |
| | | | 7 plays, 48 yards, TOP 2:20 | | 3 - 7 |
| 2nd | 14:18 | ND | Yoon 34 yd field goal | | |
| | | | 9 plays, 70 yards, TOP 3:38 | | 3 - 10 |
| | 14:00 | ND | Jones, Jr. 5 yd run (Yoon kick) | | |
| | | | 1 play, 5 yards, TOP 0:05 | | 3 - 17 |
| | 10:13 | WF | Wolford 20 yd run (Weaver kick) | | |
| | | | 3 plays, 69 yards, TOP 0:40 | | 10 - 17 |
| | 08:38 | ND | Wimbush 50 yd run (Yoon kick) | | |
| | | | 5 plays, 65 yards, TOP 1:35 | | 10 - 24 |
| | 00:22 | ND | Weishar 1 yd pass from Book (Yoon kick) | | |
| | | | 9 plays, 99 yards, TOP 2:47 | | 10 - 31 |
| 3rd | 09:19 | ND | Yoon 22 yd field goal | | |
| | | | 12 plays, 52 yards, TOP 4:00 | | 10 - 34 |
| | 02:54 | WF | Bachman 30 yd pass from Wolford (Wolford pass failed) | | |
| | | | 6 plays, 63 yards, TOP 1:32 | | 16 - 34 |
| | 02:04 | ND | Claypool 34 yd pass from Wimbush (Yoon kick) | | |
| | | | 4 plays, 78 yards, TOP 0:50 | | 16 - 41 |
| | 00:30 | WF | Colburn II 24 yd run (Weaver kick) | | |
| | | | 6 plays, 75 yards, TOP 1:34 | | 23 - 41 |
| 4th | 11:39 | ND | McIntosh 2 yd run (Yoon kick) | | |
| | | | 9 plays, 85 yards, TOP 3:51 | | 23 - 48 |
| | 08:45 | WF | Freudenthal 11 yd pass from Wolford (Weaver kick) | | |
| | | | 12 plays, 70 yards, TOP 2:54 | | 30 - 48 |
| | 00:51 | WF | Robinson 2 yd run (Weaver kick) | | |
| | | | 14 plays, 90 yards, TOP 4:36 | | 37 - 48 |

| GAME 10 | 1 | 2 | 3 | 4 | Total |
|---------------------|-------------------|----|-------------------|---|-----------|
| #3 Notre Dame (8-2) | 0 | 0 | 8 | 0 | 8 |
| #7 Miami (9-0) | 14 | 13 | 7 | 7 | 41 |
| Nov. 11, 2017 | Miami Gardens, FL | | Hard Rock Stadium | | |

#9 Irish Romp In 35-14 Win Over #14 Wolfpack

Adams runs for 202 yards as Irish offensive line dominates

MIAMI GARDENS, Fla. (AP) Travis Homer ran for 146 yards, DeeJay Dallas had a pair of touchdown runs and No. 7 Miami beat No. 3 Notre Dame 41-8 to extend the nation's longest winning streak to 14 games.

"I never would have predicted what happened," Miami coach Mark Richt said of the rout. "But it happened." Malik Rosier threw for a touchdown and ran for another for the Hurricanes (9-0, No. 7 CFP), who forced four turnovers for the fourth consecutive week and handed the Irish their second-worst loss in the history of the Miami-Notre Dame series. Only the 58-7 Miami romp in 1985 was more decisive.

"We didn't see this coming," Notre Dame coach Brian Kelly said. "Obviously, we felt we were prepared to play at a high level. We did not."

And it came on the day that Miami clinched its first trip to the Atlantic Coast Conference championship game. The Hurricanes wrapped up the Coastal Division title about an hour before kickoff when Virginia's loss to Louisville went final, giving Miami a berth against Clemson in the ACC title matchup on Dec. 2 at Charlotte.

"It's a tremendous win," linebacker Shaquille Quarterman said. "It's a tremendous moment."

Alize Mack caught a 14-yard pass from Brandon Wimbush for the lone touchdown for Notre Dame (8-2, No. 3 CFP), which hadn't played a road game against the Hurricanes since 1989.

"We are back," former Florida governor and Miami fan Jeb Bush tweeted during the game.

The swaggar sure seems like it's back.

Ed Reed was on the field pregame waving a Turnover Chain, the necklace that has become college football's most-discussed piece of jewelry this season. Vince Wilfork called Notre Dame out on Twitter for standing on the "U" midfield logo in a pregame talk. The game was a sellout; a simultaneous concert a few miles south in Miami by Enrique Iglesias and Pitbull - both Miami natives with enormous fan bases - still had some tickets remaining not long before showtime.

For now, the 'Canes are the biggest thing in town again.

"Say whatever you want about us," Miami wide receiver Braxton Berrios said. "But at the end of the day, we're going to make you respect us."

Berrios made a diving catch for the first touchdown of the night, then ran back to the Miami sideline with his hands clasped behind his back - as if he was wearing handcuffs, a nod to the "Catholics vs. Convicts" moniker from the 1980s that still makes the Hurricanes seethe.

Rosier ran in from 16 yards out 88 seconds later after Jaquan Johnson got Miami's first interception of the night, and the Hurricanes were well on their way to the rout. Trajan Bandy's 65-yard interception return just before halftime sent the Hurricanes into the break leading 27-0, and Dallas scored twice in the second half.

"Growing up right before our eyes," Richt said.

The Irish changed quarterbacks in the first half, giving Ian Book a look after Wimbush started 2 for 10 with two interceptions. And Heisman contender Josh Adams got nothing going, finishing with 40 yards on 16 carries.

"Credit to them all over the place," Notre Dame linebacker Drue Tranquill said. "They played a whole game."

SCORING SUMMARY

| | | | | | |
|-----|-------|----|--|--|--------|
| 1st | 04:01 | UM | Berrios 7 yd pass from Rosier (Badgley kick) | | |
| | | | 8 plays, 58 yards, TOP 3:04 | | 0 - 7 |
| | 02:33 | UM | Rosier 16 yd run (Badgley kick) | | |
| | | | 2 plays, 32 yards, TOP 0:36 | | 0 - 14 |
| 2nd | 13:27 | UM | Badgley 23 yd field goal | | |
| | | | 9 plays, 48 yards, TOP 2:37 | | 0 - 17 |
| | 05:56 | UM | Badgley 30 yd field goal | | |
| | | | 4 plays, -4 yards, TOP 1:24 | | 0 - 20 |
| | 00:22 | UM | Bandy 65 yd interception return (Badgley kick) | | |
| | | | | | 0 - 27 |
| 3rd | 10:30 | UM | Dallas 4 yd run (Badgley kick) | | |
| | | | 9 plays, 90 yards, TOP 4:30 | | 0 - 34 |
| | 00:12 | ND | Mack 14 yd pass from Wimbush (Wimbush rush) | | |
| | | | 10 plays, 80 yards, TOP 4:47 | | 8 - 34 |
| 4th | 04:00 | UM | Dallas 4 yd run (Badgley kick) | | |
| | | | 8 plays, 30 yards, TOP 4:50 | | 8 - 41 |

| GAME 11 | 1 | 2 | 3 | 4 | Total |
|---------------------|----------------|----|--------------------|---|-----------|
| Navy (6-4) | 0 | 10 | 7 | 0 | 17 |
| #8 Notre Dame (9-2) | 3 | 7 | 7 | 7 | 24 |
| Nov. 18, 2017 | Notre Dame, IN | | Notre Dame Stadium | | |

#8 Irish Hold Off Midshipmen, 24-17

Defense holds Navy option attack to season-low 17 points

NOTRE DAME, Indiana (AP) -- Facing a Navy team which held the ball for over 40 minutes on Saturday, Brandon Wimbush and Notre Dame finally found a rhythm to put the Midshipment away.

Wimbush threw for 164 yards and two touchdowns and ran for a score as No. 9 Notre Dame rallied in the rain and wind to beat Navy 24-17 Saturday.

Wearing throwback uniforms with the name Rockne on the back of every player's jersey and helmets designed to evoke the leather lids from the era of Knute Rockne, one of the Fighting Irish's most famous names, Notre Dame (9-2, No. 8 College Football Playoff) kept its slight shot at a spot in the national championship playoffs alive heading into the regular-season finale next Saturday at Stanford.

Wimbush started slow before connecting with Kevin Stepherson twice and added his 14th rushing TD of the year as the Irish scored on three straight possessions late in the longest-running matchup between teams from different regions of the country, dating to 1927.

"I started seeing things a little more clear and adjusted to the tempo Navy was playing at," Wimbush said.

He threw a 30-yard touchdown to Stepherson in the third quarter and a 9-yarder for the eventual winning touchdown with 11:49 to go in the fourth quarter.

"I thought he was gritty and hung with it," Notre Dame coach Brian Kelly said of his quarterback's play in the wet and windy (gusts of 20 mph or more) conditions during the game. "I was proud of the way he responded."

Stepherson, who missed the first four games of the season as he worked through some issues with Kelly, caught five passes for 103 yards.

"He means a lot to our offense and you can see the results," Wimbush said. "He's become such a huge factor in our offense."

Running back Josh Adams, who was limited to 62 rushing yards by injuries in Notre Dame's previous two games against Wake Forest and Miami, topped the century mark for the seventh time, finishing with 106 yards on 18 carries.

The Irish outgained the Midshipmen (6-4) 327-318, but Navy outrushed Notre Dame 277-163 and had a huge advantage in time of possession, 42:42 to 17:18.

"They're a four-down team," Notre Dame linebacker Greer Martini said after leading the defense with 15 tackles in his last home game. "They get fourth and short (and) they have a high percentage of getting those two to three yards."

Notre Dame didn't secure the victory until there was 1:28 left in the game. After a timeout on a fourth-and-5 at Notre Dame's 25, Navy coach Ken Niumatalolo opted for some trickery.

Quarterback Zach Abey pitched the ball to slotback Darryl Bonner, who passed downfield to wide receiver Tyler Carmona, who was open for a moment. But Carmona slipped on the wet Notre Dame Stadium turf, the pass fell incomplete and Notre Dame twice took a knee to run the clock out.

"He was open," Niumatalolo said. "We missed the block on the edge. If we get the block on the edge, we had a shot. Our kids fought to the end -- our kids didn't show any quit."

Abey, who sat out Navy's 43-40 victory over SMU with an injury, returned to direct the triple-option attack and finished with 87 yards rushing, matching fullback Anthony Gargiulo. Abey scored on a 1-yard run and only threw the ball six times for 41 yards, including a 12-yard TD to Craig Scott.

Rushing Up The List

With his 106 rushing yards Saturday, Adams has 1,337 yards this season, the fourth best season rushing total behind Vagas Ferguson (1,437 in 1979), Allen Pinkett (1,394 in 1983) and Reggie Brooks (1,343 in 1992). He became the sixth running back to eclipse 3,000 yards and moved ahead of Julius Jones for fifth place in the career list.

SCORING SUMMARY

| | | | | | |
|-----|-------|------|--|--|---------|
| 1st | 04:31 | ND | Yoon 29 yd field goal | | |
| | | | 11 plays, 58 yards, TOP 2:51 | | 0 - 3 |
| 2nd | 12:21 | NAVY | White 39 yd field goal | | |
| | | | 13 plays, 49 yards, TOP 7:10 | | 3 - 3 |
| | 01:08 | NAVY | Abey 1 yd run (White kick) | | |
| | | | 11 plays, 39 yards, TOP 5:02 | | 10 - 3 |
| | 00:08 | ND | Wimbush 2 yd run (Yoon kick) | | |
| | | | 7 plays, 62 yards, TOP 1:00 | | 10 - 10 |
| 3rd | 07:01 | NAVY | Scott 12 yd pass from Abey (White kick) | | |
| | | | 15 plays, 72 yards, TOP 7:59 | | 17 - 10 |
| | 05:33 | ND | Stepherson 30 yd pass from Wimbush (Yoon kick) | | |
| | | | 5 plays, 78 yards, TOP 1:28 | | 17 - 17 |
| 4th | 11:49 | ND | Stepherson 9 yd pass from Wimbush (Yoon kick) | | |
| | | | 11 plays, 80 yards, TOP 3:31 | | 17 - 24 |

| GAME 12 | 1 | 2 | 3 | 4 | Total |
|---------------------|--------------|---|------------------|----|-----------|
| #9 Notre Dame (9-3) | 7 | 3 | 10 | 0 | 20 |
| #20 Stanford (9-3) | 7 | 7 | 3 | 21 | 38 |
| Nov. 25, 2017 | Stanford, CA | | Stanford Stadium | | |

Irish Drop Season Finale At No. 21 Stanford

Notre Dame finishes regular season 9-3

STANFORD, Calif. (AP) -- K.J. Costello threw two of his career-high four touchdown passes in the fourth quarter and No. 20 Stanford rallied for a 38-20 victory over No. 9 Notre Dame on Saturday night.

The night couldn't have gone much better for the Cardinal (9-3, No. 21 CFP), who got the help they needed when Washington beat Washington State 41-14 in the Apple Cup to send Stanford to the Pac-12 title game. The Cardinal finished tied for first in the North with the Huskies but won the head-to-head matchup to take the tiebreaker.

Bryce Love ran for 125 yards but Costello was the star of the offense for a change by throwing for 176 yards and delivering the four scores. Stanford has won seven of nine in the series, including the last five at home against the Fighting Irish (9-3, No. 8).

The game took a dramatic turn in the opening minutes of the fourth quarter as Stanford turned a 20-17 deficit into a 38-20 lead in a span of 3:36 early in the fourth.

It started when Costello found Kaden Smith down the middle for a 19-yard score on third down that gave Stanford the lead for good. Brandon Wimbush then was intercepted by Curtis Robinson on the first play of the ensuing drive.

The Cardinal needed just three plays to turn that into another TD when Costello found Dalton Schultz in the corner of the end zone for a 12-yard score.

C.J. Sanders then fumbled the kickoff for Notre Dame and Cameron Scarlett put the game away with 3-yard run. The Takeaway

NOTRE DAME: The Irish offense didn't do much outside of two long touchdown passes by Wimbush: an 83-yarder to Kevin Stepherson and a 75-yarder to Equanimeous St. Brown on the opening play of the second half. Notre Dame had just one sustained scoring drive. The Irish got a field goal after Chris Fink's 41-yard punt return despite losing 2 yards on the drive and also had a 15-play, 68-yard drive in the first half to set up a field goal by Justin Yoon.

STANFORD: The Cardinal showed they are a much more potent team when they have a downfield passing game to complement Love's big-play runs. Costello frequently stretched the field, including three long throws to Smith.

SCORING SUMMARY

| | | | | | |
|-----|-------|------|---|--|---------|
| 1st | 03:40 | ND | Stepherson 83 yd pass from Wimbush (Yoon kick) | | |
| | | | 3 plays, 86 yards, TOP 0:39 | | 7 - 0 |
| | 00:43 | STAN | Irwin 29 yd pass from Costello (Toner kick) | | |
| | | | 5 plays, 72 yards, TOP 2:49 | | 7 - 7 |
| 2nd | 11:29 | STAN | A.-Whiteside 4 yd pass from Costello (Toner kick) | | |
| | | | 6 plays, 55 yards, TOP 2:40 | | 7 - 14 |
| | 02:36 | ND | Yoon 38 yd field goal | | |
| | | | 15 plays, 69 yards, TOP 4:34 | | 10 - 14 |
| 3rd | 14:48 | ND | St. Brown 75 yd pass from Wimbush (Yoon kick) | | |
| | | | 1 play, 75 yards, TOP 0:12 | | 17 - 14 |
| | 10:23 | STAN | Toner 24 yd field goal | | |
| | | | 9 plays, 64 yards, TOP 4:19 | | 17 - 17 |
| | 01:23 | ND | Yoon 38 yd field goal | | |
| | | | 4 plays, -2 yards, TOP 2:43 | | 20 - 17 |
| 4th | 13:46 | STAN | Smith 19 yd pass from Costello (Toner kick) | | |
| | | | 7 plays, 70 yards, TOP 2:31 | | 20 - 24 |
| | 12:21 | STAN | Schultz 12 yd pass from Costello (Toner kick) | | |
| | | | 3 plays, 29 yards, TOP 1:22 | | 20 - 31 |
| | 10:10 | STAN | Scarlett 3 yd run (Toner kick) | | |
| | | | 4 plays, 18 yards, TOP 2:06 | | 20 - 38 |