



BOSTON COLLEGE



Game Information

Date	Saturday, September 16
Kickoff Time	3:30 p.m.
Location	Chestnut Hill, Mass.
Venue	Alumni Stadium
Capacity	44,500
Surface	AstroTurf
Broadcast	ESPN
Internet	WatchESPN.com
Radio	BC IMG Sports Network (850 AM WEEI)
Live Stats	BCEagles.com

The Teams



Record
1-0, 0-1 ACC
Ranking: NR
Points/Game: 16.5
Rush Yds/Game: 145.0
Rushing TDs: 0
Pass Yds/Game: 177.0
Passing TDs: 3
Total Off./Game: 322.0
Total Def./Game: 338.0

Record
1-1
Ranking: NR
Points/Game: 34.0
Rush Yds/Game: 238.5
Rushing TDs: 6
Pass Yds/Game: 197.0
Passing TDs: 2
Total Off./Game: 435.5
Total Def./Game: 328.0

Team Leaders

RUSHING

#18 Thadd Smith
(11-101, 0 TD, 50.5 ypg)

PASSING

#13 Anthony Brown
(37-71, 52.1 %, 3 TD, 4 INT,
155.0 ypg)

RECEIVING

#9 Kobay White
(10-118, 0 TD, 59.0 ypg)

DEFENSE

#8 Will Harris
(19 tackles, 3 TFL)

RUSHING

#33 Josh Adams
(38-214, 2 TD, 107.0 ypg)

PASSING

#7 Brandon Wimbush
(37-70, 52.9 %, 2 TD, 1 INT,
197.0 ypg)

RECEIVING

#15 Cam Smith
(7-54, 0 TD, 27.0 ypg)

DEFENSE

#5 Nyles Morgan
(15 tackles, 2.5 TFL, 1 sack)

Inside the Series

Overall: 9-14

Chestnut Hill: 4-5

South Bend: 5-7

Neutral: 0-2

BC All-Time Record:

653-482-37

BC vs. current ACC: 96-151-4

9-15-2 vs. CU, 4-3 vs. DU, 4-11

vs. FSU, 2-7 vs. GT, 3-6 vs. UL,

5-24 vs. UM, 2-5 vs. UNC, 9-5

vs. NCST, 13-17 vs. Pitt, 19-31

vs. SU, 5-0 vs. UVA, 8-17 vs.

VT, 13-10-2 vs. WF

BC Athletic Communications

Jason Baum, Associate AD | Communications
j.baum@bc.edu | 201-966-6338 | @JasonBaumPR

Zanna Ollove, Associate Director | Communications
ollove@bc.edu | 978-828-9221

Emily Iannaconi, Communications Assistant
iannacoe@bc.edu | 908-596-0063

Notre Dame (1-1) at Boston College (1-1, 0-1 ACC)

#NDvsBC

Saturday, Sept. 16 • 3:30 p.m. • ESPN • ESPN App

Alumni Stadium (44,500) • Chestnut Hill, Mass.

The Game

• Old rivals Notre Dame and Boston College meet for the first time at Alumni Stadium since 2012 Saturday at 3:30 p.m.

• ESPN has broadcast coverage of the game with Steve Levy (play-by-play), Brian Griese (color analyst) and Todd McShay (sideline) on the call.

• Coverage on the Boston College IMG Sports Network begins at 3 p.m. with Jon Meterparel, Pete Cronan and Scott Mutryn. Fans can listen to the game locally on WEEI 850 AM, nationally on TuneIn and on Sirius channel 81 and XM channel 81.

• Boston College enters Saturday's showdown with the Fighting Irish 1-1 overall after last week's 34-10 setback to Wake Forest at Alumni Stadium. Four BC turnovers led directly to 21 points as the Demon Deacons did not turn the ball over in the ACC victory.

• Notre Dame heads to Boston after dropping a 20-19 decision at home to No. 15 Georgia Saturday evening.

The Series

• Boston College and Notre Dame meet for the 24th time in series history Saturday.

• The Fighting Irish lead the all-time series 14-9 as the two teams meet for the first time since Notre Dame's 19-16 victory over the Eagles at Fenway Park in 2015.

• Boston College is 4-5 all-time at home against the Irish as the two teams meet for the first time at Alumni Stadium since 2012 when Notre Dame defeated BC 21-6.

• Notre Dame has won five straight in the series, the longest winning streak for the Irish in series history. BC's longest winning streak in series play was six games from 2001 through 2008.

• The largest margin of victory for BC in the series was 19 (30-11 win in 1994) while Notre Dame's biggest win against BC was a 54-7 victory in 1992.

• The most points BC has scored in a game against Notre Dame was 41 in the 41-39 victory over the top-ranked Irish in 1993. Notre Dame's highest point total was 54 in the 1992 victory in South Bend.

1st and 10

• Boston College looks to bounce back after a frustrating 34-10 loss to Wake Forest last Saturday at Alumni Stadium. With both teams pretty even in total offense (Wake outgained BC 309-305), the Demon Deacons took advantage of four BC turnovers to come away with the win.

• BC head coach Steve Addazio is in his fifth season at The Heights (25-28) and is 0-1 against Notre Dame in Chestnut Hill. Addazio coached special teams along with the tight ends and tackles at Notre Dame from 1999-2001 under Bob Davie.

• Boston College running backs coach Brian White was a graduate assistant coach on the 1988 Notre Dame team that won the National Championship while head strength coach Frank Piraino served as an assistant strength coach at Notre Dame in 2004.

• Under Addazio, BC is 9-8 in the month of September, including a 7-5 mark in September home games.

Boston College Schedule & Results

Overall	1-1
ACC	0-1
Non-conference	1-0
Home	0-1
Away	1-0
Neutral	0-0

Date	Opponent (TV)	Time/Result
Sept. 1	at Northern Illinois (CBS SN)	W, 23-20
Sept. 9	Wake Forest* (ACC Network Extra)	L, 34-10
Sept. 16	Notre Dame (ESPN)	3:30 p.m.
Sept. 23	at Clemson*	TBA
Sept. 30	Central Michigan	TBA
Oct. 7	Virginia Tech*	TBA
Oct. 14	at Louisville*	TBA
Oct. 21	at Virginia*	TBA
Oct. 27	Florida State* (ESPN)	8 p.m.
Nov. 11	NC State*	TBA
Nov. 18	at Connecticut % (CBS SN)	7 p.m.
Nov. 25	at Syracuse*	TBA

*Denotes ACC game
% at Fenway Park (Boston, Mass.)

On The Air

Television

• ESPN

Steve Levy (play-by-play)
Brian Griese (color analyst)
Todd McShay (sideline)



Radio

• BC IMG Sports Network

Jon Meterparel (play-by-play)
Pete Cronan (color analyst)
Scott Mutryn (sideline reporter)



Satellite Radio


- Sirius channel 81
- XM channel 81



Online

- ESPN App, WatchESPN.com



<u>Monday</u>	<u>Tuesday</u>	<u>Wednesday</u>	<u>Thursday</u>	<u>Friday</u>	<u>Saturday</u>	<u>Sunday</u>
<p>Steve Addazio Press Luncheon Noon Conte Forum Media Suite</p>	<p>Practice 8:30-10:30 a.m. First 20 minutes open to media; Interviews after practice with Addazio on the field and requested players at 11:45 a.m. inside the Conte Forum Media Suite</p>	<p>Practice 9:30-11:30 a.m. First 20 minutes open to media; Interviews after practice with requested players</p> <p>ACC Teleconference - 12:20 p.m. Steve Addazio on ACC weekly teleconference; call-in: 913-312-0696</p>	<p>No Media Availability</p>	<p>No Media Availability</p>	<p>Boston College vs. Notre Dame 330 p.m. </p>	<p>No Media Availability</p>

Boston College Athletic Communications Services

BOSTON COLLEGE ATHLETIC COMMUNICATIONS

The Boston College Athletic Communications Office is available to assist you with coverage of the BC football program. The primary media contact for the Boston College football program is Jason Baum.

The Athletic Communications Office is located on the second level of Conte Forum. For information regarding credentials, interviews, statistics, press conferences, etc., please call the BC Athletic Communications Office at 617-552-3004, visit CollegePress-Box.com or e-mail Baum at j.baum@bc.edu.

To assist in your coverage throughout the year, please read the media information on this page. Briefly, all interviews must be arranged through the Communications Office at least one day in advance and all players, coaches and support staff will not take part in an interview unless scheduled by the BC Communications Office.

STEVE ADDAZIO WEEKLY NEWS CONFERENCE

Steve Addazio's weekly news conference is held at noon Monday of each game week at the Conte Forum Media Suite. Lunch is served immediately following the news conference. The transcript will be sent out and available on bceagles.com later in the day along with live video of the news conference on BCEagles.com.

STEVE ADDAZIO MEDIA OPPORTUNITIES

For those who cannot attend the Monday press conference, the head coach will be available for short interviews after practice on Tuesday. He is also available on the ACC teleconference each Wednesday during the season at 12:20 p.m. Transcripts are made available through the ACC. ACC Teleconference Call-In: 913-312-0696

STUDENT-ATHLETE INTERVIEWS

The final 15 minutes of practice on Tuesdays and Wednesdays is open to the media. Players are made available for interviews following practice. The starting quarterback will speak after practice on Tuesdays.

An attempt is made for telephone interviews for media outside the Boston area if arranged in advance with the BC Communications office. No player interviews are allowed on Friday of game week.

FOOTBALL MEDIA CONTACT

Jason Baum | j.baum@bc.edu | (0) 617-552-0504 | (C)201-966-6338

MEDIA CREDENTIALS

All media credential requests must be submitted via www.sportssystem.com/bostoncollege.

Admittance to the Alumni Stadium Press Box is limited to working media members only. Credential requests must be made through BC's credentialing website.

Please request credentials at least two weeks in advance of the game to permit sufficient time for mailing. Media credentials which cannot be mailed will be left at Media Will Call (Media Entrance) at Gate C of Conte Forum.

Working space in the Alumni Stadium Press Box is allotted on the following basis: (1) daily newspaper writers covering for next-day publication; (2) sports editors of newspapers in New England; (3) radio personnel for broadcast originations; (4) official school student daily newspaper; (5) approved special coverage; (6) press and TV working photographers; (7) weekly press representatives; non-originating radio representatives of AM news stations; and Internet writers for sites affiliated with established, national-

ly-recognized media outlets will be considered on a game-by-game basis as space permits. Visiting freelance and amateur photographers are not eligible for media credentials.

PHOTOGRAPHERS

Sideline photographers and media members must follow NCAA guidelines, which prohibit entry to the bench areas.

PARKING

Media parking is located in the Commonwealth Avenue parking garage. Use the intersection of St. Thomas More Road and Commonwealth Avenue, Chestnut Hill, MA 02467. From St. Thomas More Road, take Campanella Way to the Commonwealth Avenue Garage. You should request your parking at the same time you request your game credential. If time permits, both will be mailed to you. There is no day-of-game media parking list and therefore members of the media must have a media parking credential in advance of the game.

PRESS BOX SERVICES

Complete NCAA statistics, play-by-play, and quote sheets from both teams are all regular services on gameday. Upon your arrival, you will receive a press folder with a game program, flip card, updated stats and game day notes. The press box has wireless Internet access. Login information will be provided on gamedays.

POST-GAME INTERVIEWS

Steve Addazio and players, following the designated cooling off period, will be made available after each game to members of the media. Addazio's press conference will take place in the Barber Room of the Yawkey Center, which is located opposite the playing field from the press box.


With approximately five minutes remaining in the game, members of the media will be escorted across the field towards the Yawkey Center.

Boston College's locker room is closed to the media. Select players will be made available in the Barber Room following Addazio's press conference. The visiting team's press conference will be held in the Conte Forum Media Center. A member of the Boston College Athletic Communications office will escort the visiting media to the Conte Forum Media Center.

COLLEGEPRESSBOX.COM

Collegepressbox.com is the official media website for ACC football. Access and download weekly game notes, quotes, statistics, media guides and more for the conference and each of the member schools throughout the season. Login information will be distributed to accredited media, or you can apply for a password by sending an e-mail to password@collegepressbox.com.

-  **@BCFootball**
-  **@BCFootball**
-  **BostonCollegeFootball**
-  **@BCAthletics**



The Steve Addazio File

Birthdate: June 1, 1959
Hometown: Farmington, Conn.
College: Central Conn. St. (B.A., Physical Education, 1981)
Central Conn.St. (M.A., Physical Education, 1985)
Wife: Kathleen Donoghue
Children: Nicole, Jessica, Louie

Coaching Career

1985-87
 Western Connecticut State, Offensive Line/Recruiting Coordinator
 1988-94
 Cheshire (Conn.) HS, Head Coach
 1995-96
 Syracuse, Tight Ends/Assistant Offensive Line
 1997-98
 Syracuse, Offensive Line
 1999-2001
 Notre Dame, Offensive Line (Tackles & Tight Ends)/Special Teams
 2002-03
 Indiana, Offensive Line
 2004
 Indiana, Offensive Coordinator/Offensive Line
 2005-06
 Florida, Offensive Line (Tackles & Tight Ends)
 2007-08
 Florida, Offensive Line
 2008
 Florida, Assistant Head Coach/Offensive Line
 2009
 Florida, Assistant Head Coach/Offensive Coordinator/Offensive Line
 2010
 Florida, Associate Head Coach/Offensive Coordinator/Offensive Line
 2011-12
 Temple, Head Coach
 2013-present
 Boston College, Head Coach

Steve Addazio was named Boston College's 35th head football coach in December of 2012 and wasted no time making his mark on the program. Addazio took over an Eagles program that had suffered back-to-back losing seasons for the first time in 14 years (including a 2-10 mark in 2012) and engineered a remarkable turnaround. In what were supposed to be rebuilding years, Addazio led the Eagles to back-to-back seven-win seasons and two consecutive bowl games.

Addazio is the second coach in Boston College history to lead the Eagles to three bowls in the first four seasons as head coach, joining Jack Bicknell. The Eagles closed out the 2016 season with three consecutive wins, including a 36-30 win over Maryland in the Quick Lane Bowl. It was the first bowl win for Boston College since 2007.

In 2016, Boston College ranked as one of the nation's top defenses the entire season. The Eagles ranked on eight top-10 lists nationally, including ninth in total defense (314.2 yards/game), second in sacks (3.62 sacks/game) and 10th in turnovers gained (27).

Three players earned All-ACC honors including second team selection Harold Landry, who led the nation in sacks (16.5) and forced fumbles. Landry was a finalist for the Ted Hendricks National Defensive End of the Year award and earned Second Team All-America honors from the Walter Camp Football Foundation and the Associated Press.

John Johnson and Matt Milano were selected in the 2017 NFL Draft, marking the fourth consecutive year under Addazio that at least two Eagles were selected in the NFL Draft. In all, 11 players who have played for Addazio at Boston College have heard their names called at the NFL Draft.

When Addazio took over the BC football program in 2013, the team had won a total of six games the previous two seasons; BC fans knew the rebuilding process would take time, but few would have predicted the Eagles would receive back-to-back bowl invitations in Addazio's first two years as head coach. Although Addazio's youthful 2015 team was plagued by injuries and

finished with a 3-9 record, it was led by the nation's top defense and came within a touchdown of winning five additional games.

During the 2013 season, running back Andre Williams led the nation in rushing, earned the Doak Walker Award as the nation's premier running back and took a trip to New York as one of six finalists for the Heisman Trophy. Williams, a consensus All-America selection, finished the season ranked fifth among all FBS running backs in the history of college football in single-season rushing yards with 2,177.

In 2014, the Eagles were picked by media to finish fifth in the ACC's Atlantic Division but surprised many by posting a second consecutive seven-win season and, in fact, falling a few yards and several plays short of finishing with a 10-2 mark.

Addazio's coaching pedigree includes 15 postseason bowl games (including six BCS bowl games) and two national titles while on the coaching staff at the University of Florida (a 41-14 win over Ohio State on Jan. 8, 2007 in Glendale, Ariz., and a 24-14 win over Oklahoma on Jan. 8, 2009 in Miami, Fla.).

Prior to his arrival in Chestnut Hill, Addazio led the Temple University Owls in a two-year period of success, transition and growth. Addazio coached the Owls to a nine-win campaign and a bowl victory for the first time in 32 seasons in his first year as head coach.

Prior to leading the Owls, Addazio spent six seasons (2005-10) at Florida under head coach Urban Meyer, serving as offensive coordinator in 2009-10 and interim head coach from Dec. 2009 to July 2010. During his tenure in Gainesville, the Gators participated in six postseason bowls and won two BCS national championships.

Born June 1, 1959, Addazio is married to the former Kathleen Donoghue. They have three children - Nicole, Jessica and Louie.

Steve Addazio Year-by-Year Record

Year	School	Overall Record	Notes
2011	Temple	9-4	First bowl victory for Temple in 32 years
2012	Temple	4-7	
2013	Boston College	7-6	Advocare V100 Independence Bowl
2014	Boston College	7-6	New Era Pinstripe Bowl
2015	Boston College	3-9	
2016	Boston College	7-6	First BC bowl victory since 2007
2017	Boston College	1-1	
CAREER TOTALS (7th year)		38-39	
BC Record (5th year)		25-28	
Temple Record (two years)		13-11	

GAME 3: NOTRE DAME at BOSTON COLLEGE

GENERAL NOTES

Atlantic

	ACC	Pct.	Overall	Pct.
Louisville	1-0	1.000	2-0	1.000
Wake Forest	1-0	1.000	2-0	1.000
Clemson	0-0	.000	2-0	1.000
NC State	0-0	.000	1-1	.500
Syracuse	0-0	.000	1-1	.500
Florida State	0-0	.000	0-1	.000
Boston College	0-1	.000	1-1	.500

Coastal

	ACC	Pct.	Overall	Pct.
Duke	0-0	.000	2-0	1.000
Virginia Tech	0-0	.000	2-0	1.000
Miami	0-0	.000	1-0	1.000
Pittsburgh	0-0	.000	1-1	.500
Virginia	0-0	.000	1-1	.500
Georgia Tech	0-0	.000	1-1	.500
North Carolina	0-1	.000	0-2	.000

Saturday, September 16

Connecticut at Virginia, ESPN	Noon
Oklahoma State at Pittsburgh, ABC	Noon
Furman at NC State, ACCN Extra	12:20 p.m.
Baylor at Duke, ACCN Extra	12:30 p.m.
Utah State at Wake Forest, ACCN Extra	3:00 p.m.
Central Michigan at Syracuse, ACCN Extra	3:30 p.m.
North Carolina at Old Dominion	3:30 p.m.
Notre Dame at Boston College, ESPN	3:30 p.m.
Va. Tech at E. Carolina, CBS Sports Network	3:30 p.m.
Georgia Tech at UCF, ESPNNEWS	7:30 p.m.
Clemson at Louisville, ABC	8:00 p.m.

Associated Press		Coaches Poll	
1. Alabama(58)	2-0	1. Alabama(58)	2-0
2. Oklahoma (2)	2-0	2. Clemson (2)	2-0
3. Clemson (1)	2-0	3. Oklahoma	2-0
4. USC	2-0	4. USC	2-0
5. Penn State	2-0	5. Penn State	2-0
6. Washington	2-0	6. Washington	2-0
7. Michigan	2-0	7. Michigan	2-0
8. Ohio State	1-1	8. Oklahoma State	2-0
9. Oklahoma State	2-0	9. Ohio State	1-1
10. Wisconsin	2-0	10. Florida State	0-1
11. Florida State	0-1	11. LSU	2-0
12. LSU	2-0	12. Wisconsin	2-0
13. Georgia	2-0	13. Georgia	2-0
14. Louisville	2-0	14. Louisville	2-0
15. Auburn	1-1	15. Miami	1-0
16. Virginia Tech	2-0	16. Virginia Tech	2-0
17. Miami	1-0	17. Auburn	1-1
18. Kansas State	2-0	18. Kansas State	2-0
19. Stanford	1-1	19. Stanford	1-1
20. TCU	2-0	20. TCU	2-0
21. Washington State	2-0	21. USF	2-0
22. USF	2-0	22. Washington State	2-0
23. Tennessee	2-0	23. Tennessee	2-0
24. Florida	0-1	24. Utah	2-0
25. UCLA	2-0	25. Florida	0-1

119th Season of Boston College Football

- The 119th season of Boston College football began with a 23-20 victory at Northern Illinois on Sept. 1. All-time, BC is 653-482-37 in 1,172 games.
- BC is 36th in NCAA history with 653 victories. The Eagles are one of eight ACC schools ranked in the top 40 all-time in victories.

ESPN-BC Connections

- Two members of the ESPN broadcast team calling the game have direct ties to two members of the Boston College coaching staff.
- Color analyst Brian Griese and Boston College offensive coordinator and quarterbacks coach Scot Loeffler were teammates at Michigan in 1995 and 1996 while Loeffler was a student assistant coach on the 1997 Michigan team that Griese led to an undefeated season and National Championship.
- Massachusetts native Todd McShay was a walk-on at quarterback at Richmond in 1995 for then head coach Jim Reid, who is now the defensive coordinator and linebackers coach for the Eagles. McShay was part of the first class of recruits for Reid in 1995.
- McShay spent two seasons on the Richmond team as a player before transitioning into a support staff role on the Richmond staff as a student assistant.

Irish Ties

- Boston College true freshman running back AJ Dillon has a special connection to Notre Dame. His grandfather Tom Gatewood was one of the best players in Irish football history.
- Gatewood finished as one of the all-time great wide receivers in Notre Dame history as he earned consensus All-America honors in 1970 as he set then school records with 77 receptions for 1,123 yards.
- Boston College has 12 players on its roster from the same high school as players on the Notre Dame squad. Among the BC-Irish connections are four players from Saint Peter's Prep in New Jersey; Notre Dame starting quarterback Brandon Wimbush along with BC starters Jon Hilliman (running back), captain and wide receiver Charlie Callinan and starting center Ben Petruła.

BC-Notre Dame High School Connections

Cathedral Catholic (California)

Patrick Brown (BC)

J.D. Carney (ND)

Jordan Genmark-Heath (BC)

Tate Haynes (BC)

Ray Smith (BC)

Cheshire Academy (Connecticut)

C.J. Holmes (ND)

CJ Lewis (BC)

Brandon Sebastian (BC)

Ryan Whittelsey (BC)

Clearwater Catholic (Florida)

Dillon Gibbons (ND)

Jeff Smith (BC)

St. Ignatius (Ohio)

Jimmy Byrne (ND)

Liam Eichenberg (ND)

Dennis Grosel (BC)

St. Peter's Prep (New Jersey)

Charlie Callinan (BC)

Jon Hilliman (BC)

Ben Petruła (BC)

Brandon Wimbush (ND)

St. Thomas Aquinas (Florida)

Wyatt Ray (BC)

Drew White (ND)

Winning the Close Games

- During Notre Dame's series-long five-game winning streak vs. BC, the Irish have won three of the five games by four points or less. Notre Dame started the current win streak with a 20-16 victory in South Bend in 2009. The Irish also defeated BC 16-14 in South Bend in 2011 and overcame five turnovers in a 19-16 victory at Fenway Park in 2015.

Freshman Combo At QB and Center

- Boston College is the only school in the country with freshmen starting at center and quarterback. True freshman Ben Petruła made his first career start at center last week vs. Wake Forest after senior captain Jon Baker was lost for the year with a knee injury.
- Anthony Brown has just two career starts at quarterback as the redshirt freshman made his first career start in the season opener at Northern Illinois.

Watching Walker

- Junior wide receiver Michael Walker has been all over the field for the Eagles through two games this season. The Naples, Fla., native is tied for the team lead with 10 receptions and is among the national leaders in kickoff returns and punt returns.
- Walker is 27th nationally in punt returns (10.6 yards per return) and 18th in kickoff returns (29.2 yards per return). His career-long kickoff return was 67 yards against Notre Dame at Fenway Park in 2015.

Protecting the QBs

- Boston College's offensive line has allowed just two sacks through two games (both in the opener at NIU). The Eagles have attempted 83 passes so far in 2017 and rank 24th nationally and second in the ACC with just the two sacks allowed.
- The unit did not allow a sack against Wake Forest as true freshman Ben Petruła made his first career start. The New Jersey native played his first game ever at center in the loss to the Demon Deacons.

Strong Play at Safety

- Two of the top players on the BC defense have been at the safety positions as junior strong safety Will Harris and junior free safety Lukas Denis are off to good starts in 2017.
- Harris has made 18 consecutive starts and leads the Eagles with 19 tackles and three TFLs in two games

this season.

- Denis is in his first year as a starter making the transition from cornerback to free safety in 2017. Denis has 10 tackles and is tied for the team lead with two pass breakups and has the only BC interception of the season.

Freshman at Quarterback

- Redshirt freshman Anthony Brown was the second freshman in BC history to start a season opener under center in the Sept. 1 win at Northern Illinois. He is the only freshman quarterback in school history who started to win a season opener on the road.
- Brown was 26-for-42 with 191 passing yards and two touchdowns in the NIU win. He threw one interception. Both his attempts and completion totals are the most a BC quarterback has logged under head coach Steve Addazio.
- Redshirt freshman Justin Tuggle started the first game of 2009 against Northeastern and finished 3-of-5 passing for 56 yards with a touchdown in BC's 54-0 victory.
- Glenn Foley entered in the second quarter of his first game his redshirt freshman season and started the rest of the way. He owns BC's freshman record for most passing attempts (349) and completions (182) in 1990.
- Dave Shinskie played in all 13 games in 2009 and started the final 10 contests to set BC freshman records for passing yards (2,049) and passing touchdowns (15).
- Doug Flutie started the final seven games of his true freshman season in 1981 and ended the year with 1,652 yards passing, 10 touchdowns, eight interceptions and he completed 54.7 percent of his passes.

Comparing First Starts

- Anthony Brown did something in his first start that the top four career passing leaders in Boston College history could not do - win the game. Below is a comparison of the first career starts from Doug Flutie, Glenn Foley, Matt Ryan, Chase Rettig and Brown.

Doug Flutie (10/17/81 vs. Navy)

14-of-25, 118 yards, INT, 56.0 comp. % L, 25-10

Glenn Foley (9/15/90 vs. No. 17 Ohio State)

20-of-41, 179 yards, 48.7 comp. % L, 31-10

Matt Ryan (11/27/04 vs. No. 17 Syracuse)

24-of-51, 200 yards, TD, 3 INT, 47.1 comp. % L, 43-17

Chase Rettig (10/16/10 at No. 16 Florida State)

9-of-24, 95 yards, 37.5 comp. % L, 24-19

Anthony Brown (9/1/17 at Northern Illinois)

26-of-42, 191 yards, 2 TD, INT, 61.9 comp. % W, 23-20

Spreading the Wealth

- Redshirt freshman quarterback Anthony Brown completed passes to eight different players in the season opening win at Northern Illinois.
- Six players finished with multiple receptions, led by junior wide receiver Michael Walker's eight recep-

tions.

- Walker led all BC players with 12 targets, followed by Kobay White and Jeff Smith (eight targets).
- Brown was at his best throwing on first down, completing 64 percent of his attempts (9-of-14). The New Jersey native was pretty consistent no matter the down, completing 61 percent on second down (8-of-13), 57 percent on third down (8-of-14) and was a perfect 1-for-1 on fourth down.

The Last Time vs. Notre Dame (11/21/15)

- No. 5/4 Notre Dame survived five turnovers and held off a pesky Boston College team as the Irish won 19-16 at Fenway Park in Boston.
- The Boston College defense recorded five turnovers, the most since notching five against Villanova on Aug. 31, 2013. Senior Justin Simmons led the way with three forced turnovers - a forced fumble and recovery and two interceptions. Junior John Johnson intercepted a pass in the end zone on the Irish's first drive and classmate Matt Milano forced and recovered a fumble in the second quarter.
- Freshman Jeff Smith scored on an 80-yard touchdown run, recording the longest play from scrimmage since Nov. 9, 2013 at New Mexico State when Andre Williams tallied an 80-yard touchdown run. He also connected with sophomore Charlie Callinan for a three-yard score with less than a minute to play.

Noting the Win Over Northern Illinois

- Boston College opened its 119th season of college football with a 23-20 win at Northern Illinois Sept. 1 at Huskie Stadium. BC is 4-1 in season openers under Steve Addazio.
- All-time, BC is 69-48-2 in season openers and 13-5 since 2000.
- BC held NIU to 2-of-15 on third down conversions.
- Brown threw the first touchdown of his career on a five-yard pass to Michael Walker to give BC its first lead of the game at 13-10 with 30 seconds remaining in the second quarter. It was Walker's fifth career touchdown reception.
- Redshirt freshman wide receiver Kobay White caught his first career reception on a 20-yard catch to move the sticks on third down. White finished the game with six receptions for 76 yards. He finished the game with 104 all-purpose yards, which also included 28 yards on kickoff returns.
- The Eagles ran 92 plays in the game, more than any game in 2016. Last season's game high was 84 against Buffalo (Oct. 1, 2016).
- Sophomore tight end Ray Marten's first career reception was a touchdown as he hauled in a four-yard touchdown pass from Brown to give BC a 20-10 lead.
- Junior defensive back Will Harris collected a career-high 10 tackles, besting his previous high of eight, which he recorded at Virginia Tech on Sept. 17, 2016. His total tonight included seven solo stops and one tackle for a loss.
- Junior defensive end Zach Allen recorded a career-high nine tackles, which included four solo tackles.
- Sophomore middle linebacker Max Richardson earned his first career start.

#EAGLESINTHENFL

Anthony Castonzo	Indianapolis	OT
Kasim Edebali	Denver	LB
John Johnson	LA Rams	DB
Luke Kuechly	Carolina	LB
Brian Mihalik	Detroit	OT
Matt Milano	Buffalo	LB
Ifeanyi Momah	Arizona	TE
Kevin Pierre-Louis	Kansas City	LB
Ryan Quigley	Minnesota	P
Matt Ryan	Atlanta	QB
Ian Silberman	Indianapolis	OG
Justin Simmons	Denver	SS
John Wetzel	Arizona	OT

BC IN THE ACC/NCAA STATISTICAL RANKINGS

Team Rankings		
Category	NCAA/ACC	Actual
Rushing Offense	79/9	290
Passing Offense	95/12	354
Total Offense	100/13	644
Scoring Offense	113/13	33
Passing Efficiency	124/14	91.1
Rushing Defense	89/11	322
Pass Defense	53/8	354
Pass Efficiency Defense	49/5	114.89
Total Defense	63/9	676
Scoring Defense	81/10	54
Net Punting	76/10	40.63
Punt Returns	36/8	10.6
Kickoff Returns	30/5	25.22
Kickoff Return Defense	18/2	16
Turnover Margin	123/13	-2.00
Sacks Per Game	91/11	1.00
Sacks Allowed	82/2	2.00
Third-Down Conversion Pct. Defense	34/6	0.273
First Down Defense	50/10	33
Fumbles Recovered	94/9	0
Time of Possession	63/9	60:26
Player Rankings		
Pass Efficiency		
Anthony Brown	94/14	91.45
Passing Yards		
Anthony Brown	90/9	310
Passing Yards Per Completion		
Anthony Brown	90/14	4.4
Total Offense		
Anthony Brown	106/13	328
Points Responsible For		
Colton Lichtenberg	124/15	15
Rushing Yards Per Game		
Thadd Smith	158/18	50.5
Kickoff Returns		
Ben Glines	79/11	17.67
Field Goal Percentage		
Colton Lichtenberg	1/1	1.00
Field Goals Per Game		
Colton Lichtenberg	10/3	2.0
Interceptions Per Game		
Lukas Denis	21/2	1.0
All-Purpose Yards		
Michael Walker	54/5	261.0
Receiving Yards		
Kobay White	127/11	118.0
Receiving Yards Per Game		
Kobay White	137/12	59.0
Receptions Per Game		
Michael Walker	77/13	5.0
Kobay White	77/13	5.0
Jeff Smith	146/19	4.0

- Junior free safety Lukas Denis made his first career start for the Eagles. He recorded his second career interception, along with two pass breakups and assisted on a tackle for a loss.
- Senior PK Max Schulze-Geisthovel appeared in his first game as an Eagle after playing on the men's soccer team last season at BC. Schulze-Geisthovel finished with three touchbacks.

Scouting This Week's Opponent: Notre Dame

- Notre Dame enters Saturday's game 1-1 overall after a 49-16 win over Temple in week one followed by last week's 20-19 loss at home to No. 15 Georgia. Saturday marks the first road game of the year for the Irish.
- Head coach Brian Kelly is in his eighth season as the head coach at Notre Dame. He is the active winningest coach in FBS (231 wins) and fifth in wins at Notre Dame with 60. He is the only two-time winner of The Home Depot Coach of the Year Award and the first coach in Notre Dame history to take the Irish to a bowl game in each of his first six seasons.
- The Irish are coming off a 4-8 season and return 15 starters in 2017.
- Junior quarterback Brandon Wimbush is in his first year as the starter under center. He is 37-of-90 passing for 394 yards and two touchdowns while also running for 107 yards and two scores.
- Notre Dame is 56th nationally in total offense (435.5 yards per game), 53rd in scoring offense (34 points per game), 27th in rushing offense (238.5 yards per game) and 95th in passing offense (197 yards per game) under first-year offensive coordinator Chip Long.
- Former Wake Forest defensive coordinator Mike Elko is in his first season as the defensive coordinator for the Irish. Notre Dame is 48th nationally in total defense (328.0 yards per game), 41st in scoring defense (18 points per game), 62nd in rushing defense (135 yards per game) and 56th in passing yards allowed (193 yards per game). Notre Dame ranks 36th nationally with 2.5 sacks per game.

Counting on Kobay

- Redshirt freshman wide receiver Kobay White had quite the debut as an Eagle at Northern Illinois. The Harrisburg, Pa., native led BC with 76 yards receiving on six receptions, including a critical 12-yard reception on 4th down to keep BC's game-winning drive alive.
- White led all BC players with 104 all-purpose yards in the NIU victory.
- White led all BC players with four 15-yard plus plays in the NIU victory, including three receptions covering 15-plus yards. Four of White's six receptions against NIU resulted in first downs.
- On the season, White leads BC with 118 yards receiving and is tied for the team lead with 10 receptions. White also leads BC with five receptions of 15-plus yards and six receptions for first downs.

Colton Coming Up Clutch

- Junior PK Colton Lichtenberg recorded a career-high 11 points on a career-high three field goals in his best career performance Sept. 1 at NIU. The Georgia native was a perfect 3-for-3 in the 23-20 win at Northern Illinois, including the game-winning field goal from 37 yards out with 2:13 to play.
- He hit a 42-yarder to tie the game at three in the first quarter. It was the second-longest field goal of his career. Lichtenberg struck again from 35 yards out in the second quarter. He hit the game winner with 2:13 to play, a 37-yard field goal, to break a 20-20 tie and give BC the win.
- Lichtenberg was named the ACC Specialist of the Week on Sept. 5 for his efforts in the NIU victory and was one of three Lou Groza Award Stars of the Week nationally.
- Lichtenberg kept his perfect season going with another field goal in the Wake Forest game.

Setting the Tempo

- Boston College ran 92 plays out of a no-huddle, up-tempo offense in the win at Northern Illinois. It was the most plays run under head coach Steve Addazio, beating the previous game-high of 86 vs. UMass in 2014.
- The 92 plays were the most by a BC team since the Eagles joined the ACC in 2005. Only three other times since 2005 has BC ran 90 plays in a game - 2007 vs. Army (90), 2005 vs. Florida State (90) and 2005 vs. Clemson (90).
- Heading into the 2016 Quick Lane Bowl, BC shifted its focus to an up-tempo,

no-huddle offense. The results were immediate as the Eagles scored 29 points in the first half and 36 for the game in a 36-30 victory over Maryland.

Total Plays in a Single-Game (since 2005)

1. Northern Illinois (9/1/17)	92
2. Army (9/22/07)	90
Florida State (9/17/05)	90
Clemson (9/24/05)	90
5. UMass (8/30/14)	86
6. Maine (9/20/14)	85
Miami (9/1/12)	85
8. Buffalo (10/1/16)	84
9. Maryland (11/10/07)	83
10. Wake Forest (10/1/11)	82
Wake Forest (11/4/06)	82
Duke (11/11/06)	82

Red Zone Success

- Boston College was a perfect 4-for-4 in the red zone in the Sept. 1 victory at NIU. The Eagles scored two touchdowns and two field goals on their four trips into the red zone against the Huskies.
- In 2016, BC finished the year with an 82 % success rate in the red zone (22 touchdowns in the 32 red zone scores).
- In 2017, BC is 6-for-6 in the red zone with three touchdowns and three field goals.

Preseason Award Watch List

- The following list of Eagles were named to various preseason award watch lists and All-America teams:

Harold Landry, Senior Defensive End

- AP Preseason All-America First Team
- ESPN.com Preseason All-America First Team
- USA Today Preseason All-America First Team
- Sports Illustrated Preseason All-America First Team
- Phil Steele Preseason All-America First Team
- Athlon Preseason All-America First Team
- Lindy's Preseason All-America First Team
- Street & Smith's Preseason All-America First Team
- Preseason All-ACC First Team
- Walter Camp Football Player of the Year Watch List
- Bronko Nagurski Trophy Watch List
- Maxwell Award Watch List
- Chuck Bednarik Award Watch List

Jon Baker, Senior Center

- Rimington Trophy Watch List

Tommy Sweeney, Junior Tight End

- John Mackey Award Watch List

Jeff Smith, Junior Wide Receiver

- Paul Hornung Award Watch List

Darius Wade, Junior Quarterback

- Golden Arm Award Watch List

Jon Hilliman, Junior Running Back

- Doak Walker Award Watch List

The Nation's Leader Returns

- Boston College defensive end Harold Landry decided to return to Boston College for his senior season in January. The All-American led the nation in sacks in 2016 with 16.5.
- Landry led the country with seven forced fumbles en route to Walter Camp and Associated Press All-America honors.
- Landry finished with one of the best seasons of any defensive player in the country in 2016. An AP All-ACC first-team selection, Landry was also selected as the Division I Gold Helmet of the Year Award recipient, given annually to the top player in New England by the New England Football Writers' Association and the recipient of the 78th annual George "Bulger" Lowe Award, "New England's Heisman Trophy" and one of America's oldest college football accolades.
- Landry, who collected All-ACC second-team honors by the media and coaches, was one of six finalists for the Ted Hendricks Award, given annually to the nation's top defensive end.
- The North Carolina native led the nation with 16.5 sacks and seven fumbles forced. Landry rewrote the Boston College single-season record for sacks in 2016, breaking the old mark of 13 held by Eric Storz (1997) and Mike Mamula (1994). Landry was fifth in the country with 22.0 tackles-for-loss, the second-best total in Boston College single-season history behind only Mathias Kiwanuka's 25.5 TFLs in 2004.
- Since 2005, only two players have led the nation in sacks and decided to return to school instead of opting for the NFL Draft: Harold Landry and Von Miller (Texas A&M).
- Landry recorded at least one sack in 10 of BC's 13 games in 2016. He set the BC single-season sack record, breaking the mark of 13 held by Erik Storz in 1997 and Mike Mamula in 1994.
- For his career, Landry has 22 sacks, third in BC history.
- Landry finished 2016 with 22 tackles-for-loss, the second-best single-season total in BC history.

BC Career Sacks Leaders

1. Mathias Kiwanuka (2002-05)	37.5
2. Mike Mamula (1992-94)	24
3. Harold Landry (2014-present)	22
4. Chris Hovan (1996-99)	20.5
5. Erik Storz (1994-97)	19

BC Career TFL Leaders

1. Mathias Kiwanuka (2002-05)	65.5
2. Luke Kuechly (2009-11)	44
3. Chris Hovan (1996-99)	43
4. Harold Landry (2014-present)	41
5. Tim Bulman (2001-04)	38

In the ACC ...

- Landry's 16.5 sacks in 2016 ranked third in ACC single-season history. Only Peter Boulware (FSU) and Charles Bowser (Duke) recorded more sacks in one season.

RECORD BREAKDOWN

	2017	ADDAZIO
Home	0-1	14-13
Away	1-0	10-11
Neutral	0-0	1-3
Natural Grass	0-0	4-11
Artificial Turf	1-1	21-17
vs. Ranked Opponent	0-0	1-10
August/September	1-1	11-8
October	0-0	5-10
November	0-0	8-8
December/January	0-0	1-2
Leading at Halftime	1-0	22-2
Trailing at Halftime	0-1	1-24
Tied at Halftime	0-0	2-2
Leading After Third Quarter	1-0	21-5
Trailing After Third Quarter	0-1	3-22
Tied After Third Quarter	0-0	1-1
Scoring First	0-0	15-8
Opponent Scoring First	1-1	10-20
Score < 20 Points	0-1	2-22
Score 20+ Points	1-0	9-3
Score 30+ Points	0-0	9-3
Score 40+ Points	0-0	5-0
Opponent Scores < 20 Points	0-0	16-7
Opponent Scores 20+ Points	1-0	5-7
Opponent Scores 30+ Points	0-1	4-8
Opponent Scores 40+ Points	0-0	0-7
Gain < 20 First Downs	0-1	13-25
Gain 20+ First Downs	1-0	11-3
Opponent Gains < 20 First Downs	1-1	23-9
Opponent Gains 20+ First Downs	0-0	1-19
More Rushing Yards Than Opponent	0-0	21-14
Fewer Rushing Yards Than Opponent	1-1	4-14
Same Rushing Yards as Opponent	0-0	0-1
Rush For < 100 Yards	0-0	1-6
Rush For 100+ Yards	1-1	24-23
Opponent Rushes For < 100 Yards	0-0	18-6
Opponent Rushes For 100+ Yards	1-1	7-23
More Passing Yards Than Opponent	0-1	12-4
Fewer Passing Yards Than Opponent	1-0	12-24
Pass For < 200 Yards	1-1	19-26
Pass For 200+ Yards	0-0	5-2
Opponent Passes For < 200 Yards	0-1	16-8
Opponent Passes For 200+ Yards	1-0	8-20
More Total Yards Than Opponent	0-0	20-3
Fewer Total Yards Than Opponent	1-1	5-25
Gain < 300 Total Yards	0-0	2-16
Gain 300+ Total Yards	1-1	23-12
Opponent Gains < 300 Total Yards	0-0	15-6
Opponent Gains 300+ Total Yards	1-1	10-22
Commit No Turnovers	0-0	7-6
Commit < 3 Turnovers	1-0	17-15
Commit 3+ Turnovers	0-1	1-7
Force < 3 Turnovers	1-1	17-23
Force 3+ Turnovers	0-0	8-5
Commit < 6 Penalties	0-1	16-16
Commit 6+ Penalties	1-0	9-12
Lead Time of Possession	1-0	20-10
Trail Time of Possession	0-1	5-18
Games Decided by 7 Points or Less	1-0	10-11
Games Decided by 14 Points or More	0-1	14-14
Temperature 90+ Degrees	0-0	0-0
Temperature 60-89 Degrees	0-1	17-18
Temperature 40-59+ Degrees	1-0	7-7
Temperature < 40 Degrees	0-0	1-1

All-Time ACC Single-Season Sacks Leaders

1. Peter Boulware, Florida State (1996)	19.0
2. Charles Bowser, Duke (1981)	17.5
3. Harold Landry, Boston College (2016)	16.5
4. Lawrence Taylor, North Carolina (1980)	16.0
Keith Adams, Clemson (1999)	16.0
Andre Wadsworth, Florida State (1997)	16.0

All-ACC Linebacker Returns

- Senior linebacker Connor Strachan collected All-ACC honorable mention honors in 2016 and returns as one of the top defensive players in the nation in 2017.
- Strachan earned All-ACC honors for the first time after the junior led the Eagles with 80 tackles in 2016. Appearing in 12 games including 12 starts, Strachan is third on the team with 11.0 tackles-for-loss and led the Eagles with four fumble recoveries. The four fumbles recovered ranked second nationally.
- Strachan played every snap in the win at NIU and finished with a key stop on fourth down to stall a NIU drive. The senior also made his first start at strong-side linebacker after playing middle linebacker during his first three years at The Heights.

Sack, Sack, Sack the Quarterback

- Under the direction of defensive coordinator Jim Reid, Boston College tied a school record and finished second in the nation with 47 sacks in 2016.
- Reid, who was also the defensive coordinator at BC in 1994, equaled the school record for single-season sacks as his 1994 BC defense also totaled 47 sacks.
- BC returns 69 percent of their sack production in 2017 led by Harold Landry (16.5 sacks in 2016). In all, the Eagles have 32.5 combined sacks returning to the field this season.
- BC snapped a streak of 14 consecutive games with at least one sack after not getting a sack in the win at NIU on Sept. 1. The last time previous to NIU when BC went without a sack was Nov. 21, 2014 vs. Notre Dame.

NCAA Team Sacks Leaders (2016)

1. Florida State (ACC)	51 (3.92 per game)
2. Boston College (ACC)	47 (3.62 per game)
3. Alabama (SEC)	54 (3.60 per game)
4. Michigan (Big Ten)	46 (3.54 per game)
5. Texas (Big 12)	41 (3.42 per game)

It All Starts on Defense

- One of head coach Steve Addazio's staples to building the Boston College football program has been to have a top-notch defense. BC finished ninth nationally in total defense in 2016, allowing just 314.2 yards per game.
- The 2016 BC defense ranked on eight top-10 lists nationally, including ninth in total defense (314.2 yards/game), second in sacks (3.62 sacks/game) and 10th in turnovers gained (27).
- In 2015, the Eagles ended the year first in total defense (254.3 yards per game).
- Addazio's 2014 squad finished the season ranked 11th nationally in total defense as the Eagles yielded just 324.2 yards per contest.

Get Off The Field

- The Boston College defense has had great success in recent years with third down defense. The Eagles held NIU to just 2-of-15 on third down conversions in the Sept. 1 win in DeKalb.
- The Eagles are currently 34th nationally in third down defense.
- BC finished the 2016 season tied for ninth nationally in third down defense (31.5 %) and led the nation in third down defense in 2015 (24.1 %).

First Bowl Win Since 2007

- Boston College earned its first bowl victory since 2007 with a 36-30 victory over Maryland in the 2016 Quick Lane Bowl at Ford Field in Detroit on Dec. 26.
- Boston College is 14-11 all-time in 25 bowl appearances. The last bowl victory prior to the win over Maryland was a 24-21 win over Michigan State on Dec. 28, 2007 in the Champs Sports Bowl.
- Boston College's 29 first-half points marked the third-best first half scoring in BC's bowl history.
- The defensive line was named Most Outstanding Player in the 2016 Quick Lane Bowl. Boston College finished with eight sacks and 14 tackles-for-loss.

Baker, Moore, Callinan Named 2017 Captains

- Senior center Jon Baker, senior defensive back Kamrin Moore and senior wide receiver Charlie Callinan were voted team captains by their teammates, Boston College head coach Steve Addazio announced. Baker and Moore were named captains in August while Callinan was named a captain prior to the Wake Forest game for the rest of the season.
- Baker entered 2017 with 26 consecutive starts at center, the longest current streak on the team. The Millis, Mass., native was named to the watch list for the Rimington Trophy, an award given annually to the nation's top center. A two-time ACC All-Academic team selection and three-time Athletic Director's award winner for academic achievement, Baker entered the season as one of the top centers in the ACC. Baker played in 36 consecutive games prior to having his season cut short with a knee injury in the season opener.
- Moore entered 2017 after starting all 13 games last season for the Eagles. The District Heights, Md., product recorded 43 tackles a year ago and totaled two interceptions, including the game-winning INT in the road victory at NC State. For his career, Moore has played in 36 games and has made 23 starts over the last 23 games he has played in.
- Joining Baker and Kamrin Moore as a team captain in 2017 will also be senior wide receiver Charlie Callinan. The team voted prior to the season on captains and Callinan recorded the third-highest total of votes and will represent the Eagles as a captain for the rest of the year. The New Jersey native leads all BC players with 40 consecutive games played.

Three Bowls in Four Years

- Head coach Steve Addazio joined Jack Bicknell as the only coaches in Boston College history to lead the Eagles to three bowl games in their first four seasons at The Heights. Under Addazio's leadership, BC has won

seven games in three of his four seasons in Chestnut Hill and led the Eagles to their first bowl win since 2007 with the 2016 Quick Lane Bowl victory over Maryland.

- During Addazio's tenure, 11 players have been selected in the NFL Draft, including two members of last season's team (John Johnson, Third round pick of the Los Angeles Rams in the 2017 NFL Draft and Matt Milano, Fifth round pick of the Buffalo Bills).

Up/Down

- The following coaches are in the press box during the game for Boston College:

Offensive coordinator Scot Loeffler
 Defensive coordinator Jim Reid

- The following coaches are on the sideline during the game:

Special teams coordinator/SLB coach Ricky Brown
 Offensive line coach Justin Frye
 Defensive backs coach Anthony Campanile
 Tight ends coach Frank Leonard
 Wide receivers coach Rich Gunnell
 Defensive line coach Paul Pasqualoni
 Running backs coach Brian White

Heading Into 2017

- Boston College enters 2017 with off-season momentum after the Eagles earned their first bowl win since 2007 with a 36-30 victory over Maryland in the 2016 Quick Lane Bowl.
- The Eagles won their final three games of the 2016 season and return 46 letterwinners and 17 starters in 2017.

Welcome to The Heights

- Martin Jarmond was named the William V. Campbell Director of Athletics on April 24, 2017, becoming the eighth athletic director in Boston College history. At 37, Jarmond became the youngest athletic director of a Power Five conference institution in Division I athletics.
- Jarmond, who has more than 15 years of experience in the Big Ten, came from The Ohio State University where he served as the Deputy Director of Athletics and Chief of Staff to Buckeyes' athletic director Gene Smith. Jarmond spent eight years in Columbus after spending seven at Michigan State.
- A native of Fayetteville, N.C., Jarmond graduated from the University of North Carolina at Wilmington in 2001 with a bachelor's degree in communication studies. He was a two-time captain of the basketball team, earned All-CAA Academic honors and helped the Seahawks gain their first NCAA tournament appearance in 2000. He earned both an MBA (2002) and a master's in sports administration (2003) from Ohio University.
- Jarmond and Harold Landry are both graduates of Pine Forest High School in North Carolina.

GAME 3: NOTRE DAME at BOSTON COLLEGE

ROSTER BREAKDOWN & PARTICIPATION

2017 Roster Breakdown

Class	Total
Graduates	3
Seniors	14
Juniors	26
Redshirt Sophomores	1
Sophomores	16
Redshirt Freshmen	17
Freshmen	26

Most Games Played

Player	Total
Charlie Callinan	40
Harold Landry	40
Connor Strachan	39
Gabriel McClary	37
Ty Schwab	37
Jon Baker	36

Consecutive Games Played

Player	Streak
Charlie Callinan	40
Harold Landry	40

Most Games Started

Player	Total
Charlie Callinan	30
Jon Baker	27
Harold Landry	25

Consecutive Games Started

Player	Streak
Chris Lindstrom	24
Will Harris	18

Played in All Career Games

Player	Games
Charlie Callinan	40
Harold Landry	40

	Career G-GS	2017 G-GS	2016 G-GS	2015 G-GS	2014 G-GS	2013 G-GS	Cons. Games	Cons. Starts
Zach Allen	27-3	2-2	13-1	12-0	-	-	27	2
Medhi El Attrach	15-0	2-0	13-0	RS	-	-	15	-
Jon Baker	36-27	1-1	13-13	12-12	10-1	-	-	-
Kevin Bletzer	27-0	2-0	13-0	12-0	RS	-	26	-
Nolan Borgensen	10-0	2-0	8-0	RS	-	-	1	-
Anthony Brown	2-2	2-2	RS	-	-	-	2	2
Jake Burt	10-1	2-0	0-0	8-1	-	-	1	-
Charlie Callinan	40-30	2-2	13-9	12-10	13-9	RS	40	2
Colton Cardinal	15-0	2-0	13-0	0-0	-	-	15	-
Hamp Cheevers	9-0	2-0	7-0	-	-	-	2	-
Kevin Cohee	11-0	2-0	7-0	2-0	RS	-	2	-
Ryan Conte	3-0	2-0	1-0	-	RS	-	2	-
Lukas Denis	19-2	2-2	13-0	4-0	-	-	18	2
AJ Dillon	2-0	2-0	-	-	-	-	2	-
John Fadule	3-2	-	0-0	3-2	-	-	-	-
Troy Flutie	19-4	-	11-0	8-4	RS	-	-	-
Chris Garrison	7-4	2-2	5-2	RS	-	-	2	2
Ben Glines	15-0	2-0	13-0	RS	-	-	15	-
Will Harris	27-18	2-2	13-13	12-3	-	-	27	18
Jon Hilliman	31-22	2-2	12-11	4-2	13-7	-	8	8
Korab Idrizi	8-3	2-0	6-3	-	-	-	7	-
Elijah Johnson	12-10	-	12-10	-	-	-	-	-
Davon Jones	14-1	1-0	13-1	RS	-	-	1	-
Tanner Karafa	7-0	2-0	5-0	RS	-	-	2	-
Jack Kenny	5-0	-	5-0	1-0	0-0	-	-	-
Mike Knoll	24-0	2-0	13-0	4-0	5-0	-	14	-
Wyatt Knopfke	2-0	-	2-0	RS	-	-	-	-
Harold Landry	40-25	2-2	13-12	12-11	13-0	-	40	14
John Lamot	2-0	2-0	RS	-	-	-	2	-
Marcell Lazard	28-14	2-2	12-6*	13-6*	2-0*	RS	2	2
Travis Levy	2-0	2-0	-	-	-	-	2	-
CJ Lewis	1-0	1-0	-	-	-	-	1	-
Colton Lichtenberg	12-0	2-0	1-0	9-0	-	-	2	-
Alec Lindstrom	1-0	1-0	-	-	-	-	-	-
Chris Lindstrom	27-24	2-2	13-13	12-9	-	-	27	24
Ray Marten	10-1	2-0	8-1	-	-	-	10	-
Jimmy Martin	10-0	2-0	8-0	RS	-	-	9	-
Gabriel McClary	37-10	2-0	13-4	12-6	10-0	-	27	-
Isaiah McDuffie	2-0	2-0	-	-	-	-	2	-
Noa Merritt	22-5	2-2	11-3	1-0	8-0	-	8	5
Aaron Monteiro	20-18	2-2	12-11	6-5	-	-	9	9
Kamrin Moore	36-23	2-2	13-13	8-8	13-0	-	15	15
Anthony Palazzolo	5-0	2-0	3-0	RS	-	-	2	-
John Phillips	13-1	2-1	11-0	RS	-	-	2	1
Wyatt Ray	27-0	2-0	13-0	12-0	-	-	27	-
Max Richardson	13-2	2-2	11-0	-	-	-	13	2
Elijah Robinson	24-0	1-0	11-0	12-0	-	-	1	-
Sam Schmal	19-2	2-1	10-1	7-0	RS	-	2	-
Ty Schwab	37-21	2-2	13-13	10-6	12-0	-	19	15
Max Schulze-Geisthovel	2-0	2-0	-	-	-	-	2	-
Jeff Smith	23-8	2-0	12-5	9-3	-	-	7	-
Ray Smith	16-11	2-2	9-9	5-0	-	-	2	2
Thadd Smith	36-4	2-2	13-0	12-2	9-0	-	27	2
Connor Strachan	39-20	2-2	12-12	12-6	13-0	-	8	8
Tommy Sweeney	27-24	2-2	13-13	12-9	RS	-	27	17
Timi Tjami	2-0	2-0	-	-	-	-	2	-
Taj-Amir Torres	27-1	2-0	13-1	12-0	-	-	27	-
Joesph Vitiello	2-0	-	2-0	0-0	RS	-	-	-
Darius Wade	16-3	1-0	9-0	3-3	3-0	-	1	-
Michael Walker	27-7	2-0	13-7	12-0	-	-	27	-
Richard Wilson	19-0	-	8-0	11-0	RS	-	-	-
Kobay White	2-0	2-0	RS	-	-	-	2	-
Isaac Yiadom	37-17	2-2	13-8	9-7	13-0	-	16	7


* at West Virginia

GAME 3: NOTRE DAME at BOSTON COLLEGE**GAME-BY-GAME STARTERS**

Opponent	LT	LG	C	RG	RT	TE/FB	QB	RB	WR	WR/TE	WR
Northern Illinois	Monteiro	Schmal	Baker	C. Lindstrom	Lazard	Sweeney	A. Brown	Hilliman	T. Smith	Garrison	Callinan
Wake Forest	Monteiro	Phillips	Petrula	C. Lindstrom	Lazard	Sweeney	A. Brown	Hilliman	T. Smith	Garrison	Callinan

Opponent	DE	DT	N	DE	SLB	MLB	WLB	LC	SS	FS	RC
Northern Illinois	Landry	Merritt	R. Smith	Allen	Strachan	Richardson	Schwab	Yiadam	Harris	Denis	Moore
Wake Forest	Landry	Merritt	R. Smith	Allen	Strachan	Richardson	Schwab	Yiadam	Harris	Denis	Moore

Opponent	KO	FG	P	KR	PR	H
Northern Illinois	Schulze-Geisthovel	Lichtenberg	Knoll	Walker/Glines	Walker	J. Smith
Wake Forest	Schulze-Geisthovel	Lichtenberg	Knoll	Walker/Glines	Walker	J. Smith



GAME 3: NOTRE DAME at BOSTON COLLEGE

DEPTH CHART & PRONUNCIATION GUIDE

OFFENSE

LT	67	Aaron Monteiro	6-7	315	Jr.	
	69	Austin Stevens	6-3	295	Jr.	
LG	70	John Phillips	6-6	310	So.	OR
	73	Sam Schmal	6-7	310	Sr.	
	65	Ryan Conte	6-4	295	Jr.	
C	64	Ben Petrula	6-5	300	Fr.	
	59	Shane Leonard	6-1	295	R-Fr.	OR
	72	Alec Lindstrom	6-4	260	Fr.	
RG	75	Chris Lindstrom	6-4	305	Jr.	OR
	70	John Phillips	6-6	310	So.	
	66	Anthony Palazzolo	6-5	315	So.	
RT	74	Marcell Lazard	6-6	310	Gr.	OR
	75	Chris Lindstrom	6-4	305	Jr.	
	64	Ben Petrula	6-5	300	Fr.	
X	83	Charlie Callinan	6-4	235	Gr.	
	1	Elijah Robinson	6-2	200	Jr.	
A	19	Ben Glines	6-2	210	So.	OR
	3	Michael Walker	6-0	195	Jr.	
	82	Nolan Borgersen	6-2	205	So.	
FB	86	Ray Marten	6-3	260	So.	
	47	Colton Cardinal	6-3	235	Jr.	
RB	32	Jon Hilliman	6-0	220	Jr.	
	2	AJ Dillon	6-0	240	Fr.	OR
	16	Davon Jones	5-10	220	So.	OR
	38	Richard Wilson	5-10	225	Jr.	OR
	35	Travis Levy	5-11	195	Fr.	
QB	13	Anthony Brown	6-1	210	R-Fr.	
	4	Darius Wade	6-0	215	Gr.	
TE	89	Tommy Sweeney	6-5	255	Jr.	
	81	Chris Garrison	6-3	240	So.	
Z	6	Jeff Smith	6-1	190	Jr.	
	9	Kobay White	6-1	200	R-Fr.	OR
	18	Thadd Smith	5-9	180	Sr.	
SPECIALISTS						
KO	91	Max Schulze-Geisthovel	6-2	190	Sr.	
FG	99	Colton Lichtenberg	5-10	190	Jr.	
	98	Mike Knoll	6-0	200	Sr.	OR
	91	Max Schulze-Geisthovel	6-2	190	Sr.	
P	98	Mike Knoll	6-0	200	Sr.	
	95	Grant Carlson	6-0	190	R-Fr.	
KR	3	Michael Walker	6-0	195	Jr.	
	19	Ben Glines	6-2	210	So.	
PR	3	Michael Walker	6-0	195	Jr.	
	4	Hamp Cheevers	5-10	165	So.	
LS	46	Jimmy Martin	5-11	220	So.	
	49	Kevin Bletzer	6-2	220	Jr.	
H	6	Jeff Smith	6-1	190	Jr.	

DEFENSE

DE	2	Zach Allen	6-5	285	Jr.	
	48	Tanner Karafa	6-3	265	So.	OR
	90	Bryce Morais	6-4	275	R-Fr.	
DT	94	Noa Merritt	6-0	290	Sr.	
	98	Jack Kenny	6-3	275	Sr.	
NT	96	Ray Smith	6-1	305	Jr.	
	92	Kevin Cohee	6-2	275	Jr.	
DE	7	Harold Landry	6-3	250	Sr.	
	11	Wyatt Ray	6-3	250	Jr.	
SLB	13	Connor Strachan	6-0	230	Sr.	
	49	Kevin Bletzer	6-2	220	Jr.	OR
	55	Isaiah McDuffie	6-2	200	Fr.	
MLB	14	Max Richardson	6-0	230	So.	
	28	John Lamot	6-0	235	R-Fr.	
WLB	10	Ty Schwab	6-0	240	Sr.	
	28	John Lamot	6-0	235	R-Fr.	OR
	46	Jimmy Martin	5-11	220	So.	OR
	51	Isaiah Miranda	6-0	235	R-Fr.	
LC	20	Isaac Yiadom	6-1	190	Sr.	
	24	Taj-Amir Torres	5-9	180	Jr.	
SS	8	Will Harris	6-2	210	Jr.	
	25	Medhi El Attrach	6-0	200	So.	
FS	21	Lukas Denis	5-11	185	Jr.	
	37	Gabriel McClary	6-3	210	Sr.	
RC	5	Kamrin Moore	5-11	200	Sr.	
	4	Hamp Cheevers	5-10	165	So.	

PRONUNCIATION GUIDE

Emer, Nate	EMMM-err
El Attrach, Mehdi	EL ah-TRACK, Meh-DEE
Fadule, John	Fah-DUEL
Grosel, Dennis	GROW-sell
Idrizi, Korab	Eh-DREE-zee, CO-rob
Jones, Davon	DAY-von
Karafa, Tanner	CAR-ah-FA
Knopfke, Wyatt	KEN-off-KEY
Korutz, Adam	Kerr-OOTZ
Lazard, Marcell	luh-ZARD
Levy, Travis	LEE-vee
Lichtenberg, Colton	LICK-tin-burg
Monteiro, Aaron	Mon-TEAR-oh (tear rhymes with fair)
Morais, Bryce	More-ay-is
Muse, Jahmin	JAH-minn MOO-ss
Palazzolo, Anthony	PAL-oh-ZOLO
Rayam, TJ	Ram
Schulze-Geisthovel, Max	SHULL-za GEIST-ha-vull
Strachan, Connor	Struh-HAN
Tijani, Timi	Ti-ZHA-nee, Timmy
Vitiello, Joseph	Vit-EE-el-oh
Yiadom, Isaac	Yuh-EYE-dum

GAME 3: NOTRE DAME at BOSTON COLLEGE

SERIES MATCHUP

The Last Meeting

Nov. 21, 2015					
Boston, Mass. (Fenway Park)					
Score by Quarters	1	2	3	4	Final
Boston College (3-8)	0	0	3	13	16
Notre Dame (10-1)	10	0	6	3	19

Scoring Summary:

1st	05:59	ND - Justin Yoon 30 yd field goal, 8-64 3:33 3-0
	00:04	ND - Amir Carlisle 10 yd pass from Deshone Kizer, 6-40 1:56 10-0
3rd	13:10	BC - Colton Lichtenberg 43 yd field goal, 4-2 0:09, 3-10
	01:10	ND - Chris Brown 12 yd pass from Deshone Kizer, 8-73 3:12 16-3
4th	10:35	ND - Justin Yoon 35 yd field goal, 8-60 3:31 19-3
	10:17	BC - Jeff Smith 80 yd run, 1-80 0:18 9-19
	00:54	BC - Charlie Callinan 3 yrd pass from Jeff Smith, 9-86 3:05 16-19

	ND	BC
FIRST DOWNS	22	13
RUSHES-YARDS (NET)	33-123	35-211
PASSING YDS (NET)	324	91
Passes Att-Comp-Int	39-21-3	23-13-0
TOTAL OFFENSE PLAYS-YARDS	72-447	58-302
Fumble Returns-Yards	0-0	1-13
Punt Returns-Yards	4-188	9-350
Kickoff Returns-Yards	5-283	3-178
Interception Returns-Yards	0-0	3-0
Punts (Number-Avg)	3-4	1-6
Fumbles-Lost	4-2	3-1
Penalties-Yards	4-31	9-75
Possession Time	31:08	28:52
Third-Downs	4 of 15	2 of 13
Fourth-Downs	0 of 0	0 of 1
Red-Zone Scores-Chances	4-7	1-1
Sacks By: Number-Yards	2-15	0-0

Series History

Year	Score	Winner	Venue
9-14-0 (H:4-5)			
1975	3-17	Notre Dame	Chestnut Hill
1983	18-19	Notre Dame	Memphis
1987	25-32	Notre Dame	Notre Dame
1992	7-54	Notre Dame	Notre Dame
1993	41-39	Boston College	Notre Dame
1994	30-11	Boston College	Chestnut Hill
1995	10-20	Notre Dame	Notre Dame
1996	21-48	Notre Dame	Chestnut Hill
1997	20-52	Notre Dame	Notre Dame
1998	26-31	Notre Dame	Chestnut Hill
1999	31-29	Boston College	Notre Dame
2000	16-28	Notre Dame	Notre Dame
2001	21-17	Boston College	Chestnut Hill
2002	14-7	Boston College	Notre Dame
2003	27-25	Boston College	Chestnut Hill
2004	24-23	Boston College	Notre Dame
2007	27-15	Boston College	Notre Dame
2008	17-0	Boston College	Chestnut Hill
2009	16-20	Notre Dame	Notre Dame
2010	13-31	Notre Dame	Chestnut Hill
2011	14-16	Notre Dame	Notre Dame
2012	6-21	Notre Dame	Chestnut Hill
2015	16-19	Notre Dame	Fenway Park

Statistical Comparison

Category	BC	ND	NCAA Ranking	
			BC	ND
Record	1-1	1-1		
Conference	0-1	0-0		
3rd Down Pct	36.59	30.00	70	111
3rd Down Pct Defense	0.273	26.47	34	29
4th Down Pct	50.00	66.67	56	40
4th Down Pct Defense	50.00	0.00	49	1
First Downs Defense	33	17	50	47
First Downs Offense	40	22	41	52
Fumbles Lost	1	2	41	75
Fumbles Recovered	0	2	94	23
Kickoff Return Defense	16	25.30	18	107
Kickoff Returns	25.22	22.00	30	51
Net Punting	40.63	48.00	76	114
Passes Intercepted	1	1	67	67
Passing Offense	354	197.00	79	95
Passing Yards Allowed	354	193	47	56
Punt Return Defense	4.60	4.60	43	43
Punt Returns	10.6	-0.75	36	114
Red Zone Defense	100.00	87.50	93	80
Red Zone Offense	100.00	100.00	1	1
Rushing Defense	161.00	135.00	86	63
Rushing Offense	290	238.50	79	28
Scoring Defense	54	18.0	81	41
Scoring Offense	33	34.0	113	54
Passing	177	197.0	102	95
Passing Defense	354	193.0	53	56
Sacks	2.00	5.00	82	35
Tackles for Loss	18	13.0	62	19
Time of Possession	60:26	53:29	63	101

Notre Dame Fighting Irish (1-1)

September		
2	Temple	W, 49-16
9	No. 15 Georgia	L, 20-19
16	at Boston College	3:30 p.m.
23	at Michigan State	8 p.m.
30	Miami (Ohio)	5 p.m.
October		
7	at North Carolina	
21	Southern California	7:30 p.m.
28	NC State	3:30 p.m.
November		
4	Wake Forest	3:30 p.m.
11	at Miami (Fla.)	
18	Navy	3:30 p.m.
25	at Stanford	

2017 Statistical Leaders

Rushing	GP	Att.	Yards	Avg.	TD
Josh Adams	2	38	214	5.6	2
Receiving	GP	Rec.	Yards	Avg.	TD
Cam Smith	2	7	54	7.7	0
Passing	GP	C-A-I	Pct.	Yards	TD
Brandon Wimbush	2	37-70-1	52.9	394	2
Defensive	GP	Tackles	Sacks	TFL	INT
Nyles Morgan	2	15	1.0	2.5	0
Greer Martini	2	12	0.0	1.0	0

GAME 3: NOTRE DAME at BOSTON COLLEGE

OFFENSIVE SCORING DRIVES

Quarter	Time	Scoring Play ()	Plays	Yards	TOP	Score (BC-OPP)
Northern Illinois						
1st	00:09	Colton Lichtenberg 42 yd field goal	8	34	2:17	3-3
2nd	02:05	Colton Lichtenberg 35 yd field goal	13	63	4:27	6-10
2nd	00:30	Michael Walker 5 yd pass from Anthony Brown (Colton Lichtenberg kick	6	50	1:04	13-10
3rd	07:48	Ray Marten 4 yd pass from Anthony Brown (Colton Lichtenberg kick)	8	59	2:57	20-10
4th	02:13	Colton Lichtenberg 37 yd field goal	13	46	5:04	23-20
Wake Forest						
2nd	03:13	Jon Hilliman 6 yd pass from Anthony Brown (Colton Lichtenberg kick)	8	57	3:27	7-14
3rd	10:03	Colton Lichtenberg 30 yd field goal	7	51	2:29	10-21

Offensive Touchdown Breakdown

Yards	TD Drives	Poss. Time	TD Drives	Plays	TD Drives
1-9	0	0:01-0:30	0	1	0
10-19	0	0:31-1:00	0	2	0
20-29	0	1:01-1:30	1	3	0
30-39	0	1:31-2:00	0	4	0
40-49	0	2:01-3:00	2	5	0
50-59	2	3:01-4:00	0	6	1
60-69	0	4:01-5:00	0	7	1
70-79	0	5:01-6:00	0	8	1
80-89	0	6:01-7:00	0	9	0
90-99	0	7:01 +	0	10	0
		OT	0	11+	0

Most plays on a TD drive: 8, Northern Illinois (Ray Marten 4-yard pass from Anthony Brown)
 Fewest plays on a TD drive: 6, Northern Illinois (Michael Walker 5-yard pass from Anthony Brown)
 Longest TD drive (yards): 59, Northern Illinois (Ray Marten 4-yard pass from Anthony Brown)
 Shortest TD drive (yards): 50, Northern Illinois (Michael Walker 5-yard pass from Anthony Brown)
 Longest TD drive (time): 2:57, Northern Illinois (Ray Marten 4-yard pass from Anthony Brown)
 Shortest TD drive (time): 1:04, Northern Illinois (Michael Walker 5-yard pass from Anthony Brown)

BOSTON COLLEGE

RUSHING

Had 500+ yards	549 at Massachusetts, 11/24/73
Had 400+ yards	413 vs. Maine, 9/20/14
Had 300+ yards	300 vs. Wagner, 9/24/16
Had 70+ rushing attempts.....	71 vs. Northwestern, 9/12/92
Had 60+ rushing attempts	63 vs. Northern Illinois, 9/26/15
Had 50+ rushing attempts	54 vs. Wake Forest, 10/10/15
Had six or more rush touchdowns.....	8 vs. Howard, 9/12/15
Had five rush touchdowns	vs. Southern Carolina, 9/13/14
Had four rush touchdowns.....	vs. Wagner, 9/24/16

PASSING

Had 300+ yards	369 vs. Wake Forest, 11/3/12
Had 50+ pass attempts.....	51 vs. Wake Forest, 11/3/12
Had 25+ completions	30 vs. Wake Forest, 11/3/12
Had four or more passes intercepted	4 vs. Louisville, 11/8/14
Had three or more passes intercepted.....	3 vs. NC State, 11/7/15

COMBINATION OFFENSE

Teammates with 100+ yards rushing
.....	Jon Hilliman (148) & Tyler Murphy (105) vs. Penn State, 12/27/14
Teammates with 100+ yards receiving
.....	Clarence Gannon (115) & Pete Mitchell (110) vs. Pittsburgh, 11/13/93
Three or more players ran for touchdowns
.....	Tyler Rouse (3), Jon Hilliman, Jeff Smith (3), Marcus Outlow vs. Howard, 9/12/15

TOTAL OFFENSE

Had 600+ yards	648 vs. Temple, 10/11/03
Had 500+ yards	549 vs. Maine, 9/20/14
Had more than 550 yards	578 at NC State, 10/4/08
Had 400+ yards	400 vs. Buffalo, 10/1/16

SCORING

Returned a kickoff for a touchdown	Myles Willis vs. Syracuse (89 yards), 10/23/16
Returned a punt for a touchdown	Spiffy Evans vs. Maine (82 yards), 9/5/12
Returned a blocked punt for a touchdown	Elijah Robinson vs. Louisville (12 yards), 10/24/15
Returned an INT for a touchdown	Matt Milano (19 yards) vs. UConn, 11/19/16
Returned a fumble for a touchdown
.....	Kevin Kavalec (0 yards) vs. Maryland, 12/26/16
Returned two fumbles for touchdowns
.....	Nick Clancy(16 yards), Kevin Pierre-Louis (96 yards) vs. UMass, 9/24/11
Scored 60+ points	76-0 vs. Howard, 9/12/15
Won by 50+ points	54-0 vs. Northeastern, 9/5/09
Scored a safety	vs. Miami, 9/1/12
Held opponent scoreless	30-0 vs. Connecticut, 11/19/16
Was held scoreless	49-0 at Virginia Tech, 9/17/16

HALF-BY-HALF SCORING

Both teams were scoreless after first half	vs. Wake Forest (L, 3-0), 10/10/15
Led after three quarters and lost	vs. Penn State (L, 31-30 OT - led 21-14), 12/27/14
Trailed after three quarters and won ..	at Wake Forest (W, 17-14 - trailed 14-10), 11/26/16

HALF-BY-HALF OFFENSE

Totaled 300+ yards in a half	344 in first half vs. Howard, 9/12/15
Rushed for three or more touchdowns in a half
.....	3 in first half vs. Wagner, 9/24/16
Rushed for three or more touchdowns in a quarter
.....	5 in first quarter vs. Howard, 9/12/15
Passed for three or more touchdowns in a half
.....	3 in first half vs. Maryland, 12/26/16
Scored five or more touchdowns in half	5 in first half vs. Northeastern, 9/5/09

TURNOVERS

Did not commit a turnover	vs. Connecticut, 11/19/16
Committed six or more turnovers	5 INTs, 1 fumble vs. North Carolina, 11/21/09

DEFENSE

Allowed 500+ yards of total offense	515 vs. Louisville, 11/5/16
Held opponent to 100 or fewer yards	67 vs. Buffalo, 10/1/16

SPECIAL TEAMS

Did not punt	at Syracuse, 10/2/93
Blocked a punt	Matt Milano vs. Buffalo, 10/1/16
Blocked a field goal.....	Connor Wujciak at Virginia Tech (Joey Slye), 11/1/14
Blocked a PAT	Jo-Lonn Dunbar Clemson (Jad Dean), 9/9/06 (20T)
Missed a PAT	Mike Knoll vs. Maryland, 12/26/16
Had PAT Blocked.....	Mike Knoll vs. Maryland, 12/26/16
Returned multiple punts for a touchdown
.....	DeJuan Tribble (41) and Will Blackmon (71) at West Virginia, 11/13/04

BOSTON COLLEGE INDIVIDUAL PLAYER

RUSHING

Had a touchdown run of 60+ yards	Myles Willis (68) at Virginia Tech, 11/1/14
Had a touchdown run of 70+ yards	Patrick Towles (75) vs. Syracuse, 10/22/16
Had a touchdown run of 80+ yards	Jeff Smith (80) vs. Notre Dame, 11/21/15
Rushed for 200+ yards	Andre Williams (295) vs. New Mexico St., 11/9/13
Rushed for 300+ yards.....	Andre Williams (339) vs. NC State, 11/16/13

PASSING

Had a touchdown pass of 70+ yards
.....	Alex Amidon from Chase Rettig (74) at Maryland, 11/23/13
Had a touchdown pass of 60+ yards.....
.....	Thadd Smith from Troy Flutie (66) at Duke., 10/3/15
Had a touchdown pass of 50+ yards.....
.....	Jeff Smith from Patrick Towles (58) vs. Wagner, 9/24/16
Passed for 400+ yards	Chase Rettig (441) vs. Miami, 9/1/12
Attempted 50+ passes	Chase Rettig (51) vs. Miami, 9/1/12
Threw five or more touchdown passes	Matt Ryan (5) vs. Wake Forest, 9/1/07
Threw three or more interceptions	John Fadule (3) vs. NC State, 11/7/15

RECEIVING

Caught 10+ passes	Alex Amidon (10) vs. Arizona, 12/31/13
Had 200+ yards receiving.....	Gerard Phelan (226) at Miami, 11/23/84
Caught three or more touchdown passes	Kelvin Martin (3) at Holy Cross, 11/22/86

TOTAL OFFENSE

Had 400+ yards of total offense.....	Chris Crane (470) at NC State, 10/4/08
Scored three or more touchdowns ...	Jeff Smith (3), Tyler Rouse (3) vs. Howard, 9/12/15

DEFENSE

Intercepted three or more passes	Jamie Silva (3) vs. Bowling Green, 10/6/07
Recorded three or more turnovers Justin Simmons (2 INT, 1 FF) vs. Notre Dame, 11/21/15	
Recorded 15+ tackles.....	Steele Divitto (18) vs. New Mexico State, 11/9/13
Recorded 20+ tackles.....	Nick Clancy (25) at Northwestern, 9/15/12
Recorded three or more sacks.....	Harold Landry (3.0) at Wake Forest, 11/26/16

SPECIAL TEAMS

Scored 15+ points kicking	Sandro Sciortino (15) vs. Toledo, 12/26/02
Made four or more field goals	Nate Freese (36, 45, 52, 32) vs. Wake Forest, 10/1/11
Missed three or more field goals	Ryan Ohliger (42, 36, 30) vs. Virginia, 10/8/05
Attempted five or more field goals
.....	Steve Aponavicius (4-for-5) at Maryland, 11/128/09

OPPONENTS

RUSHING

Had 300+ yards Pittsburgh (303), 9/5/14
 Had 70+ rushing attempts Georgia Tech (76), 10/20/12
 Had 60+ rushing attempts Army (65), 10/5/13
 Had four or more rush touchdowns Georgia Tech (4), 10/20/12

PASSING

Had 400+ yards Syracuse (434), 10/23/16
 Had 300+ yards Louisville (305), 11/5/16
 Had 50+ pass attempts Penn State (50), 12/27/14
 Had 40+ pass attempts Clemson (41), 10/17/15
 Had 40+ completions New Mexico State (43), 11/9/13
 Had 25+ completions Syracuse (32), 10/17/15
 Had three or more passing touchdowns Florida State (5), 11/11/16
 Had three or more passes intercepted Connecticut (3), 11/19/16

COMBINATION OFFENSE

Teammates with 100+ yards rushing
 Diamond Ferri (141) & Damien Rhodes (107) of Syracuse, 11/27/04
 Teammates with 100+ yards receiving
 Amba Etta-Tawo (144) & Steve Ishmael (108) of Syracuse, 10/22/16
 Had 100-yard receiver and rusher
 Auden Tate (101) and Dalvin Cook (108) of Florida State, 11/11/16

TOTAL OFFENSE

Had 500+ yards Louisville (515), 11/5/16
 Had 400+ yards Florida State (416), 11/11/16
 Had fewer than 100 yards Buffalo (10 pass, 19 rush), 9/12/15

SCORING

Returned a kickoff for a touchdown ..Aregero Turner (86) of Northern Illinois, 9/26/15
 Returned a punt for a touchdown C.J. Spiller (77) of Clemson, 9/19/09
 Returned a blocked punt for a touchdown D.J. Green (9) of NC State, 10/9/10
 Returned an interception for a touchdown William Parks (69) of Arizona, 12/31/13
 Returned a fumble for a touchdown Andrew Motuapuaka (34) of Virginia Tech, 10/31/15

TURNOVERS

Did not commit a turnover at Florida State, 11/11/16
 Committed five or more turnovers Notre Dame (5), 11/21/15
 Lost three or more fumbles Georgia Tech (3), 9/6/08

DEFENSE

Allowed 500+ yards of total offense Southern California (506), 9/13/14
 Allowed 400+ yards of total offense Howard (483), 9/12/15
 Held BC to 100 or fewer yards 83 at Louisville (-10 rush, 93 pass), 10/24/15
 Scored a safety Georgia Tech, 9/6/08

SPECIAL TEAMS

Did not punt Miami, 11/26/96
 Blocked a punt Wake Forest blocked Nate Freese, 9/6/13
 Blocked punt returned for a touchdown D.J. Green (9) of NC State, 10/9/10
 Blocked a field goal Julius Jones (NC State) blocked Mike Knoll, 10/29/16
 Blocked a PAT and scored
 Marcus Whitfield (Maryland) blocked Nate Freese & Anthony Nixon scored, 11/23/13
 Missed a PAT North Carolina, 10/26/13

OPPONENT INDIVIDUAL PLAYER

RUSHING

Had a touchdown run of 80+ yards Daniel Grochowski (80) of Army, 10/5/13
 Had a touchdown run of 70+ yards
 Brandon Pendergrass (76) of Wake Forest, 9/29/09
 Rushed for 200+ yards James Conner (214) of Pittsburgh, 9/5/14

PASSING

Had a touchdown pass of 70+ yards
 Bra'Lon Cherry from Ryan Finley (79) of NC State, 10/29/16
 Passed for 300+ yards Ryan Finley (307) of NC State, 10/29/16
 Completed 30+ passes Eric Dungey (32) of Syracuse 10/22/16
 Threw three or more interceptions Donovan Williams (3) of Connecticut, 11/19/16

RECEIVING

Caught 10+ passes Amba Etta-Tawo (10) of Syracuse, 10/22/16
 Had 100+ yards receiving Jaylen Smith(123) of Louisville, 11/5/16
 Caught two or more touchdown passes James Quick (2) of Louisville, 11/5/16

TOTAL OFFENSE


Had 400+ yards of total offense Lamar Jackson (410) of Louisville, 11/5/16
 Scored three or more touchdowns Lamar Jackson (3) of Louisville, 11/5/16

DEFENSE

Intercepted two or more passes Gerod Holliman (3) of Louisville, 11/8/14
 Recorded 15+ tackles Robert Caldwell (17) of NC State, 11/16/13

SPECIAL TEAMS

Scored 10+ points kicking Joey Slye (14) of Virginia Tech, 10/31/15
 Made three or more field goals Ross Martin (36, 38, 53) of Duke, 10/3/11
 Missed three or more field goals Jared McLaughlin (47, 44, 51) of BYU, 9/16/06
 Attempted five or more field goals Jeff Budzien (5-for-5) of Northwestern, 9/15/12



GAME 3: NOTRE DAME at BOSTON COLLEGE

NUMERICAL ROSTER

No.	Name	Year	Pos.	Ht.	Wt.	Hometown/High School (Previous School)
1	Elijah Robinson	Jr.	WR	6-2	200	Montclair, N.J. /Montclair
2	Zach Allen	Jr.	DE	6-5	285	New Canaan, Conn. / New Canaan
2	AJ Dillon	Fr.	RB	6-0	240	New London, Conn./Lawrence Academy
3	Michael Walker	Jr.	WR	6-0	195	Naples, Fla. /Naples
4	Hamp Cheevers	So.	DB	5-10	165	Trenton, Fla. / Trenton
4	Darius Wade	Gr.	QB	6-0	215	Middletown, Del. /Middletown
5	Kamrin Moore	Sr.	DB	5-11	200	District Heights, Md. /Bishop Denis J. O'Connell
6	Jeff Smith	Jr.	WR	6-1	190	St. Petersburg, Fla. /Clearwater Central Catholic
7	Tate Haynes	Fr.	QB/DB	6-1	180	San Diego, Calif./Cathedral Catholic
7	Harold Landry	Sr.	DE	6-3	250	Spring Lake, N.C. / Pine Forest
8	EJ Perry	Fr.	QB	6-2	200	Andover, Mass./Andover
8	Will Harris	Jr.	DB	6-2	210	Suwanee, Ga. / Choate Rosemary Hall
9	Kobay White	R-Fr.	WR	6-1	200	Harrisburg, Pa. / Bishop McDevitt
10	Matt McDonald	Fr.	QB	6-3	205	Newport Beach, Calif./Mission Viejo
10	Ty Schwab	Sr.	LB	6-0	230	Merritt Island, Fla. /Merritt Island
11	CJ Lewis	Fr.	WR	6-4	200	Hamden, Conn./Cheshire Academy
11	Wyatt Ray	Jr.	DE	6-3	250	Boca Raton, Fla. / St. Thomas Aquinas
13	Anthony Brown	R-Fr.	QB	6-1	210	Cliffwood, N.J. / St. John Vianney
13	Connor Strachan	Sr.	LB	6-0	230	Wellesley, Mass. / St. Sebastian's
14	John Fadule	Jr.	QB	6-0	215	Wellesley, Mass. / Choate Rosemary
14	Max Richardson	So.	LB	6-0	230	Duluth, Ga. / Woodward Academy
15	Troy Flutie	Jr.	WR	6-0	190	Natick, Mass. / Natick
16	Davon Jones	So.	RB	5-10	220	Worcester, Mass. / St. John's (Shrewsbury)
17	Aidan Hegarty	R-Fr.	WR	6-1	185	Bluffton, S.C./Hilton Head
17	Mike Palmer	R-Fr.	DB	6-1	190	Endwell, N.Y. / Maine Endwell
18	Thadd Smith	Sr.	WR	5-9	180	Yeadon, Pa. / Cardinal O'Hara
19	Ben Glines	So.	WR	6-2	210	Cincinnati, Ohio / St. Xavier
20	Dennis Grosel	Fr.	QB	6-1	210	Wiloughby, Ohio/St. Ignatius
20	Isaac Yiadom	Sr.	DB	6-1	190	Worcester, Mass. / Doherty Memorial
21	Lukas Denis	Jr.	DB	5-11	185	Everett, Mass. / Everett
24	Taj-Amir Torres	Jr.	DB	5-9	180	Amherst, Mass. / Amherst-Pelham
25	Mehdi El Attrach	So.	DB	6-0	200	Orlando, Fla. / Lake Nona
27	Christian McStravick	R-Fr.	WR	6-3	215	Katy, Texas / Strake Jesuit College Prep
28	John Lamot	R-Fr.	LB	6-0	235	Graham, N.C. / Eastern Alamance
29	Brandon Sebastian	Fr.	DB	6-1	185	West Haven, Conn./Cheshire Academy
30	Jahmin Muse	Fr.	DB	6-2	195	Elizabeth, N.J./Elizabeth
32	Jon Hilliman	Jr.	RB	6-0	220	Plainfield, N.J. / Saint Peter's Prep
33	Adam Korutz	R-Fr.	DL	6-2	300	Johnson City, N.Y./Johnson City
34	Timi Tijani	Jr.	DB	6-1	190	Greencastle, Pa. / Mercersburg Academy
35	Travis Levy	Fr.	RB	5-11	195	Olney, Md./Sherwood
36	Paul Theobald Jr.	Fr.	LB	6-2	200	Caldwell, N.J./Seton Hall Prep
37	Gabriel McClary	Sr.	DB	6-3	210	Orlando, Fla. / Winter Park
38	Richard Wilson	Jr.	RB	5-10	225	Southfield, Mich. / Detroit Country Day
39	Jack Galvin	Sr.	DB	6-0	210	Lowell, Mass. / Bentley
39	Andrew Strader	So.	WR	5-7	165	Newport Beach, Calif. / Mater Dei
41	Thomas Hovsepian	Fr.	LB	5-10	180	Holliston, Mass./St. Sebastian's
41	Hunter Long	Fr.	TE	6-5	230	Exeter, N.H./Deerfield Academy
42	Drew McQuarrie	Fr.	TE	6-6	225	Weare, N.H./John Stark
43	Curt Bletzer	R-Fr.	LB	6-0	200	Medfield, Mass. / Catholic Memorial
44	Brandon Barlow	R-Fr.	DL	6-3	245	Cohoes, N.Y. / Shaker
45	Ben Stewart	Fr.	DB	5-11	205	Indianapolis, Ind./Cathedral
46	Jimmy Martin	So.	LB	5-11	220	Winter Park, Fla. / Orangewood Christian
47	Colton Cardinal	Jr.	FB	6-3	235	Franklin, Mass. / Franklin
48	Tanner Karafa	So.	DE	6-3	265	Ashburn, Va. / Stone Bridge
49	Kevin Bletzer	Jr.	LB	6-2	220	Medfield, Mass. / Catholic Memorial
49	Joseph Vitiello	Jr.	TE	6-3	260	Bridgewater, N.J. / Immaculata
50	Doug Rodier	R-Fr.	LB	6-1	230	Manchester-by-the-Sea, Mass. / Lawrence Academy
51	Isaiah Miranda	R-Fr.	LB	6-0	235	Boston, Mass. / Boston College High School
55	Wyatt Knopfke	So.	OL	6-4	300	Bradenton, Fla. / St. Stephen's Episcopal
55	Isaiah McDuffie	Fr.	LB	6-2	200	Buffalo, N.Y./Bennett
56	Mark Zavrl	Jr.	LB	6-0	225	Andover, Mass. / Andover (Cornell University)
57	Eddy Fish	R-Fr.	OL	6-6	300	South Boston, Mass./Lawrence Academy (Illinois)

GAME 3: NOTRE DAME at BOSTON COLLEGE

NUMERICAL ROSTER

No.	Name	Year	Pos.	Ht.	Wt.	Hometown/High School (Previous School)
57	Ryan Whittelsey	Fr.	LB	6-0	200	Cary, N.C./Cheshire Academy
58	Reggie Terry Jr.	Fr.	LB	6-2	205	Florence, Ariz./Florence (Bridgton Academy)
59	Shane Leonard	R-Fr.	OL	6-1	295	Marshfield, Mass. / Marshfield
64	Ben Petruła	Fr.	OL	6-5	300	Freehold, N.J./St. Peter's Prep
65	Ryan Conte	Jr.	OL	6-4	295	Somerville, Mass. / Phillips Exeter
66	Anthony Palazzolo	So.	OL	6-5	315	Fairfield, Conn. / Fairfield College Prep
67	Aaron Monteiro	Jr.	OL	6-7	315	Brockton, Mass. / Brockton
69	Austin Stevens	Jr.	OL	6-3	295	Montclair, N.J. / Montclair
70	John Phillips	So.	OL	6-6	310	Phoenix, N.Y. / Christian Brothers Academy
72	Alec Lindstrom	Fr.	OL	6-4	260	Dudley, Mass./Shepherd Hill
73	Sam Schmal	Sr.	OL	6-7	310	Atlanta, Ga. / Westminster School
74	Marcell Lazard	Gr.	OL	6-6	310	Bloomfield, N.J./Bloomfield (West Virginia)
75	Chris Lindstrom	Jr.	OL	6-4	305	Dudley, Mass. /Shepherd Hill
76	Elijah Johnson	So.	OL	6-5	300	Severn, Md. / DeMatha Catholic
77	Jon Baker	Sr.	OL	6-3	300	Millis, Mass. / Millis
79	Sean Ragan	R-Fr.	OL	6-4	295	Westborough, Mass. / St. John's Shrewsbury
80	Caleb Stoneburner	Fr.	WR	6-4	200	Dublin, Ohio/Dublin Coffman
81	Chris Garrison	So.	TE	6-3	240	Goffstown, N.H. / Lawrence Academy
82	Nolan Borgersen	So.	WR	6-2	205	Westwood, N.J. / Westwood Regional
83	Charlie Callinan	Gr.	WR	6-4	235	Westfield, N.J. / Saint Peter's Prep
84	Jake Burt	R-So.	TE	6-3	250	Lynnfield, Mass. / St. John's Prep (Danvers)
85	Korab Idrizi	So.	TE	6-3	250	Fort Lee, N.J. / Bergen Catholic
86	Ray Marten	So	TE	6-3	260	Belle Harbor, N.Y. / Poly Prep
87	Noah Jordan-Williams	Fr.	WR	6-1	200	Cicero, N.Y./Christian Brothers Academy
88	Patrick Brown	Fr.	TE	6-5	230	Rancho Santa Fe, Calif./Cathedral Catholic
89	Tommy Sweeney	Jr.	TE	6-5	255	Ramsey, N.J. / Don Bosco Prep
90	Bryce Morais	R-Fr.	DL	6-4	275	Grayson, Ga./Grayson
91	Jaleel Berry	Fr.	DT	6-2	300	Syracuse, N.Y./Nottingham
91	Max Schulze-Geisthovel	Sr.	K	6-2	190	Drensteinfurt, Germany/St. Leo's
92	Kevin Cohee	Jr.	DT	6-2	275	Chestnut Hill, Mass. / Roxbury Latin
93	Nate Emer	Fr.	DL	6-5	250	Marilla, N.Y./Iroquois
94	Noa Merritt	Sr.	DT	6-0	290	Sparta, N.J. / Pope John XXIII
95	Grant Carlson	R-Fr.	P	6-0	190	Missouri City, Texas/Ridge Point
95	Taylor Hill	R-Fr.	DL	6-0	250	Pickerington, Ohio / St. Charles Prep
96	Ray Smith	Jr.	DT	6-1	305	Carlsbad, Calif. / Cathedral Catholic
97	James Levere	Jr.	K/P	6-1	220	West Hartford, Conn./Avon Old Farms
97	Marcus Valdez	Fr.	DE	6-1	245	Perth Amboy, N.J./Don Bosco Prep
98	Jack Kenny	Sr.	DT	6-3	275	Baltimore, Md. / Loyola Blakefield
98	Mike Knoll	Sr.	K/P	6-0	200	Copley, Ohio / Walsh Jesuit
99	Colton Lichtenberg	Jr.	K	5-10	190	Savannah, Ga. / Savannah Country Day
99	TJ Rayam	Fr.	DT	6-1	300	Alabaster, Ala./Thompson (Peggie School)

COACHES

Steve Addazio	Head Coach
Frank Leonard	Assistant Head Coach/Tight Ends
Scot Loeffler	Offensive Coordinator/Quarterbacks
Jim Reid	Defensive Coordinator/Linebackers
Ricky Brown	Special Teams Coordinator/Outside Linebackers
Justin Frye	Run Game Coordinator/Offensive Line
Anthony Campanile	Defensive Backs
Rich Gunnell	Wide Receivers
Paul Pasqualoni	Defensive Line
Brian White	Running Backs
Alex Kurtz	Graduate Assistant, Offense
Julian Campenni	Graduate Assistant, Offense
Brendan McGovern	Graduate Assistant, Defense
Adam Mueller	Graduate Assistant, Defense
Frank Piraino	Head Strength & Conditioning Coach

PLAYER NOTES (in numerical order by position group)

QUARTERBACKS

4 Darius Wade

(6-0, 215, Grad. student, Middletown, Del.)

- Saw action in nine games in 2016 and one in 2017.
- Played in 16 career games with three career starts.
- Starter for the first three games in 2015 before an injury in game three against Florida State ended his season.
- Season-high 33 yards on a 3-for-4 day against Wagner (9/24/16).
- Career-long 24-yard pass against Buffalo (10/1/16).
- 21 passing yards (1-for-2) and 10 rushing yards on two attempts at Florida State (11/11/16).

WADE'S CAREER HIGHS

Attempts: 25 vs. Maine, 9/5/15

Completions: 14 vs. Maine, 9/5/15

Yards: 155 vs. Maine, 9/5/15

Long Pass: 24 vs. Buffalo, 10/1/16

Rushes: 11 vs. Maine, 9/5/15

Rush yards: 18 vs. Maine, 9/5/15

Long rush: 17 (2x) last vs. Howard, 9/12/15

13 Anthony Brown

(6-1, 210, R-Fr., Cliffwood, N.J.)

- Second BC freshman quarterback to start a season opener in school history.
- 26-of-42 passing for 191 yards and two touchdowns in the NIU win (9/1/17).
- Both his attempts and completion totals are the most a BC quarterback has logged under head coach Steve Addazio.

BROWN'S CAREER HIGHS

Attempts: 42 at Northern Illinois, 9/1/17

Completions: 26 at Northern Illinois, 9/1/17

Yards: 191 at Northern Illinois, 9/1/17

TD Passes: 2 at Northern Illinois, 9/1/17

Long Pass: 21 at Northern Illinois, 9/1/17

Interceptions: 3 vs. Wake Forest, 9/9/17

Rushes: 7 at Northern Illinois, 9/1/17

Rush yards: 10 at Northern Illinois, 9/1/17

Long rush: 9 at Northern Illinois, 9/1/17

RUNNING BACKS

2 AJ Dillon

(6-0, 240, Fr., New London, Conn.)

- Rated the No. 1 player in Massachusetts and the No. 20 running back nationally by Rivals.com.
- Standout performer for former BC standout Paul Zukauskas at Lawrence Academy in Massachusetts.
- Chose to attend Boston College over Michigan.
- First career game at Northern Illinois (9/1/17).
- Career-highs in attempts (15), rushing yards (43) and long run (11) against Wake Forest (9/9/17).

DILLON'S CAREER HIGHS

Rush attempts: 15 vs. Wake Forest, 9/9/17

Rush yards: 43 vs. Wake Forest, 9/9/17

Long rush: 11 vs. Wake Forest, 9/9/17

16 Davon Jones

(5-10, 220, So., Worcester, Mass.)

- Played in all 13 games as a redshirt freshman in 2016, including one start at running back.
- Second on the team with 361 rushing yards in 2016, averaging 4.0 yards per carry.
- Scored two rushing touchdowns and also threw a touchdown pass in the win at NC State (10/29/16).
- Three carries for 21 yards against Wake Forest (9/9/17).

JONES' CAREER HIGHS

Rush attempts: 12 vs. Wagner, 9/24/16

Rush yards: 90 vs. Wagner, 9/24/16

Long rush: 26 vs. Wagner, 9/24/16

Receptions: 2 vs. Clemson, 10/7/16

Long reception: 38 vs. Buffalo, 10/1/16

All-purpose yards: 91 vs. Buffalo, 10/1/16

32 Jon Hilliman

(6-0, 220, Jr., Plainfield, N.J.)

- Tied for 11th in Boston College history with 21 career rushing touchdowns.
- Holds school record for rushing attempts for a freshman (210) in 2014.
- Appeared in 31 career games with 22 career starts at running back.
- Career-long 73-yard run for a touchdown in the 2016 season-opener in Ireland vs. Georgia Tech (9/3/16).
- Five career 100-yard rushing games.
- First career receiving touchdown in the Wake Forest game (9/9/17).

HILLIMAN'S CAREER HIGHS

Points scored: 12 (5x) last vs. Louisville, 11/8/14

Touchdowns: 2 (6x) last vs. Wagner, 9/24/16

Rush attempts: 29 vs. Maryland, 12/26/16

Rush yards: 148 vs. Penn State, 12/27/14

Rush TDs: 2 (6x) last vs. Wagner, 9/24/16

Long rush: 73 vs. Georgia Tech, 9/3/16

Receptions: 3 vs. Maine, 9/5/15

Receiving yards: 33 vs. Maine, 9/5/15

Receiving TDs: 1 vs. Wake Forest, 9/9/17

Long reception: 17 vs. Maine, 9/5/15

Total offense attempts: 29 vs. Maryland, 12/26/16

Total offense yards: 148 vs. Penn State, 12/27/14

All-purpose yards: 148 vs. Penn State, 12/27/14

35 Travis Levy

(5-11, 190, Fr., Olney, Md.)

- Maryland Gatorade Player of the Year as a senior at Sherwood High School in 2016.
- Led Sherwood to a 10-1 record after rushing for 1,809 yards and 29 touchdowns as a senior.
- Rated the No. 2 running back in Maryland and the fifth-best running back in the East by Scout.com.
- Enrolled at Boston College in January of 2017.
- First career game at Northern Illinois (9/1/17).
- First rushing attempts against Wake Forest (9/9/17), totaling three carries for 18 yards.

DILLON'S CAREER HIGHS

Rush attempts: 3 vs. Wake Forest, 9/9/17

Rush yards: 18 vs. Wake Forest, 9/9/17

Long rush: 19 vs. Wake Forest, 9/9/17

WIDE RECEIVERS

3 Michael Walker

(6-0, 195, Jr., Naples, Fla.)

- Led BC in receptions (33), receiving yards (420) and receiving touchdowns (4) in 2016.
- Long reception of 49 yards for a touchdown in the Quick Lane Bowl victory against Maryland (12/26/16).
- Led BC in receptions (8) and targets (12) in the Northern Illinois win (9/1/17).
- 50 yards receiving and his fifth career TD vs. NIU.
- Season-long 55-yard kickoff return and 19-yard punt return against Wake Forest (9/9/17).
- Career-best 200 all-purpose yards against Wake Forest (9/9/17).

WALKER'S CAREER HIGHS

Rush attempts: 1 vs. Howard, 9/12/15

Rush yards: 14 vs. Howard, 9/12/15

Long rush: 14 vs. Howard, 9/12/15

Receptions: 7 at NC State, 10/29/16

Receiving yards: 78 at NC State, 10/29/16

Receiving TDs: 1 (5x) last at Northern Illinois, 9/1/17

Long reception: 49 vs. Maryland, 12/26/16

All-purpose yards: 200 vs. Wake Forest, 9/9/17

Kick returns: 5 vs. Virginia Tech, 10/31/15

Kick return yards: 152 vs. Virginia Tech, 10/31/15

Long kick return: 67 vs. Notre Dame, 11/21/15

6 Jeff Smith

(6-1, 190, Jr., St. Petersburg, Fla.)

- Played in all 13 games as a sophomore with six starts in 2016.
- Transitioned to wide receiver from quarterback in the spring of 2016.
- Second on the team in receptions (27) and receiving yards (395) in 2016.
- Three receptions for 18 yards (eight targets) in the win at Northern Illinois (9/1/17).
- Three rushing attempts for 26 yards (8.7 yards per carry) in the NIU victory.
- Led BC with five receptions for 56 yards against Wake Forest (9/9/17).

SMITH'S CAREER HIGHS

Receptions: 5 (3x) last vs. Wake Forest, 9/9/17

Receiving yards: 98 vs. Massachusetts, 9/10/16

Long reception: 58 vs. Wagner, 9/24/16

Points scored: 18 vs. Howard, 9/5/15

Touchdowns: 3 vs. Howard, 9/5/15

Rushes: 13 at Syracuse, 11/28/15

Rush yards: 117 at Syracuse, 11/28/15

Rush TDs: 3 vs. Howard, 9/5/15

Long rush: 80 vs. Notre Dame, 11/21/15

Attempts: 22 at Clemson, 10/17/15

All-purpose yards: 121 vs. Connecticut, 11/19/16

Completions: 7 at Clemson, 10/17/15

Pass TDs: 1 (2x) last vs. Notre Dame, 11/21/15

Long pass: 39 at Clemson, 10/17/15

Passing yards: 87 at Clemson, 10/17/15

83 Charlie Callinan

(6-4, 235, Grad. student, Westfield, N.J.)

- Leads the team among active players with 40 career games played and 30 career starts.

- Named a captain for the 2017 season.
- Played in 13 games in 2016 with nine starts at wide receiver.
- Fourth among the receivers with 286 yards last season.
- Two receptions on the season for 15 yards.

CALLINAN'S CAREER HIGHS

Points scored: 6 (3x) last vs. Notre Dame, 11/21/15
 Touchdowns: 1 (3x) last vs. Notre Dame, 11/21/15
 Receptions: 4 (2x) last vs. Louisville, 11/5/16
 Receiving yards: 64 vs. Clemson, 10/18/14
 Receiving TDs: 1 (3x), last vs. Notre Dame, 11/21/15
 Long reception: 35 vs. Clemson, 10/18/14
 All-purpose yards: 64 vs. Clemson, 10/18/14

TIGHT ENDS

81 Chris Garrison

[6-3, 240, So., Goffstown, N.H.]

- Played in the first five games in 2016 before suffering a season-ending leg injury.
- Two starts at wide receiver with five receptions for 90 yards last season.
- Versatile player who can lineup at wide receiver, in the slot or at tight end.
- Started in two tight end formation in the win at Northern Illinois (9/1/17), finishing with one reception for 17 yards to setup a BC touchdown.

GARRISON'S CAREER HIGHS

Receptions: 2 at Virginia Tech, 9/17/16
 Receiving yards: 44 vs. Buffalo, 10/1/16
 Long reception: 44 vs. Buffalo, 10/1/16

89 Tommy Sweeney

[6-5, 255, Jr., Ramsey, N.J.]

- Started all 13 games he appeared in at tight end in 2016.
- Third on the team with 353 receiving yards and 26 receptions.
- Two game-winning touchdown receptions in 2016 - at NC State (10/29/16) and at Wake Forest (11/26/16).
- Starter in both games at tight end in 2017 with one reception for 14 yards.

SWEENEY'S CAREER HIGHS

Receptions: 5 at NC State, 10/29/16
 Receiving yards: 78 at NC State, 10/29/16
 Long reception: 24 vs. Maryland, 12/26/16
 Receiving TDs: 1 (3x) last vs. Maryland, 12/26/16

OFFENSIVE LINE

64 Ben Petruła

[6-5, 300, Fr., Freehold, N.J.]

- True freshman who made an immediate impression with his play during preseason camp.
- Able to play every position on the offensive line.
- Made first career start and played in his first collegiate game against Wake Forest (9/9/17).
- It was his first game at any level playing center against Wake.
- Played the entire game at center against Wake (83 snaps).

67 Aaron Monteiro

[6-7, 315, Jr., Brockton, Mass.]

- Started all 12 games he played in at left tackle as a

sophomore in 2016.

- Earned playing time in six games, including five starts, as a true freshman in 2015.
- Eighth consecutive start at left tackle in the season opening win at Northern Illinois (9/1/17).
- Played 91 snaps as the starter at left tackle against NIU (9/1/17) and all 83 snaps in the Wake Forest game (9/9/17).

73 Sam Schmal

[6-7, 300, Sr., Atlanta, Ga.]

- Played in his 18th career game and second career start at left guard in the win at Northern Illinois (9/1/17).
- Logged 88 snaps at left guard in the NIU win.
- Came off the bench to play 49 snaps against Wake Forest at guard.

74 Marcell Lazard

[6-6, 310, Grad. Student, Bloomfield, N.J.]

- Played in his 27th career game (first at Boston College) in the season opener at Northern Illinois (9/1/17).
- 13th career start against NIU overall at right tackle.
- Played 38 snaps in the NIU victory.
- Starter at right tackle against Wake Forest and played 46 snaps.

75 Chris Lindstrom

[6-4, 355, Jr., Dudley, Mass.]

- Second on the team in career starts (24) and career games played (27) on the offensive line.
- Started at right guard in the season opener and also played at right tackle at NIU (9/1/17).
- Played all 94 snaps against NIU and graded out as the team's top lineman (80 %) against the Huskies (9/1/17).
- Played 77 snaps in the Wake Forest game (9/9/17).
- Started all 13 games at right guard in 2016.
- Saw playing time in 12 games as a true freshman in 2015, including the final nine starts of the year at right guard.
- Played at just 260 pounds as a true freshman in 2015.

77 Jon Baker

[6-3, 300, Sr., Millis, Mass.]

- Voted by his teammates as a captain in 2017.
- Will miss the rest of the 2017 season with a knee injury.
- Played all but one snap in the win at Northern Illinois (9/1/17) in his 26th consecutive start at center.
- Named to the Rimington Trophy Watch List.
- Started all 13 games at center in 2016 and has started 26 straight games at center.
- Has played in 36 consecutive games.
- Two-time All-ACC Academic Team member and three-time Athletic Director's Award for Academic Achievement at BC.

DEFENSIVE LINE

2 Zach Allen

[6-5, 285, Jr., New Canaan, Conn.]

- Started season opener at Northern Illinois (9/1/17) and totaled a career-high nine tackles.
- Eight tackles, including two behind the line of scrimmage against Wake Forest (9/9/17).
- Played in all 13 games with one start in 2016 at defensive end.
- 36 tackles and third on the team with 6.5 sacks in 2016.

- Fifth on the team with 10 tackles-for-loss last year.
- Set career-high with two sacks in the Quick Lane Bowl victory over Maryland (12/26/16).

ALLEN'S CAREER HIGHS

Tackles: 9 at Northern Illinois, 9/1/17
 Tackles for loss: 2.5 at Massachusetts, 9/10/16
 Sacks: 2.0 vs. Maryland, 12/26/16
 Fumbles Recovered: 1 (2x) last at NC State, 10/29/16

7 Harold Landry

[6-3, 250, Sr., Spring Lake, N.C.]

- Led the nation in sacks (16.5) and forced fumbles (7) in 2016.
- Second Team All-American as a junior (Associated Press, Walter Camp Football Foundation).
- Finalist for the Ted Hendricks Award as a junior.
- 2017 Preseason All-America selection.
- Set BC single-season record with 16.5 sacks in 2016.
- Five tackles, two TFLs, one sack and one pass break-up against Wake Forest (9/9/17).

LANDRY'S CAREER HIGHS

Tackles: 11 vs. Florida State, 9/18/15
 Tackles for loss: 5 vs. Wagner, 9/24/16
 Sacks: 3 (2x) last at Wake Forest, 11/26/16
 Forced Fumbles: 2 vs. Maine, 9/5/15
 Fumbles Recovered: 1 at Louisville, 10/24/15
 Interceptions: 1 vs. Maryland, 12/26/16
 Long INT Return: 20 yards vs. Maryland, 12/26/16

11 Wyatt Ray

[6-3, 250, Jr., Boca Raton, Fla.]

- Has played in every game over the last three seasons (27).
- Career-high six tackles against Wake Forest (9/9/17).
- 27 tackles, 7.0 tackles-for-loss and 4.5 sacks in 2016.
- Tallied a sack in the Quick Lane Bowl as the BC defensive line earned bowl game MVP honors.

RAY'S CAREER HIGHS

Tackles: 6 vs. Wake Forest, 9/9/17
 Sacks: 1.5 at Massachusetts, 9/10/16
 Tackles for loss: 1.5 at Massachusetts, 9/10/16
 Pass breakups: 1 at Clemson, 10/17/15

94 Noa Merritt

[6-0, 290, Sr., Sparta, N.J.]

- Starter at defensive tackle against NIU (9/1/17) and Wake Forest (9/9/17).
- Career-high five tackles against the Demon Deacons.
- Played in 11 games with three starts in 2016.
- Appeared in 22 career games at Boston College, including a forced fumble in the end zone recovered for a touchdown in the Quick Lane Bowl victory against Maryland in 2016.

MERRITT'S CAREER HIGHS

Tackles: 5 vs. Wake Forest, 9/9/17
 Tackles for loss: 2.0 vs. Maryland, 12/26/16

96 Ray Smith

[6-1, 305, Jr., Carlsbad, Calif.]

- Three tackles as the starter at nose tackle in the win at Northern Illinois (9/1/17).
- Career-high nine tackles and half a sack against

Wake Forest (9/9/17).

- Played in 10 games with nine starts at nose tackle in 2016.
- Strong run-stopper who is the anchor of the BC interior defensive line.
- 24 tackles, 3.0 TFLs and one sack in 2016.

SMITH'S CAREER HIGHS

Tackles: 9 vs. Wake Forest, 9/9/17
Sacks: 1.0 vs. Maryland, 12/26/16

LINEBACKERS

10 Ty Schwab

(6-0, 240. Sr., Merritt Island, Fla.)

- Six tackles in his 14th consecutive start at weakside linebacker in the victory at Northern Illinois (9/1/17).
- Season-best eight tackles in a starting role against Wake Forest (9/9/17).
- Started all 13 games at weakside linebacker in 2016.
- Third on the team with 61 tackles as a junior.
- Recorded 5.5 TFLs, one sack, one interception and two pass breakups in 2016.
- Career-high 10 tackles vs. Clemson (10/7/16).

SCHWAB'S CAREER HIGHS

Tackles: 10 vs. Clemson, 10/7/16
Tackles for a loss: 1.0 (2x) last at NC State, 10/29/16
Interceptions: 1 at NC State, 10/29/16
Sacks: 1 vs. Louisville, 11/5/16

13 Connor Strachan

(6-0, 230. Sr., Wellesley, Mass.)

- Moved from middle linebacker to strongside linebacker in 2017.
- Season-high seven tackles including one for loss in the Wake Forest game (9/9/17).
- All-ACC honorable mention in 2016.
- Played in 12 games with 11 starts at middle linebacker as a junior.
- Tied for second in the nation and first in the ACC with four recovered fumbles in 2016.
- Led BC with 80 tackles as a junior.
- Third on the team with 11 TFLs and added 3.5 sacks in 2016.

STRACHAN'S CAREER HIGHS

Tackles: 12 vs. Clemson, 10/17/15
Sacks: 2.5 at Massachusetts, 9/10/16
Tackles for loss: 4 vs. Georgia Tech, 9/3/16
Interceptions: 1 (2x) last vs. Wake Forest, 10/10/15
Long interception return: 16 vs. Howard, 9/12/15
Fumbles forced: 1 at Massachusetts, 9/10/16
Fumbles recovered: 1 (5x) last vs. Buffalo, 10/1/16
Pass breakups: 1 (3x) last at Clemson, 10/17/15

14 Max Richardson

(6-0, 230. So., Duluth, Ga.)

- First-year starter at middle linebacker.
- Seven tackles, including his first career half sack and a pass breakup against Wake Forest (9/9/17).
- Saw action in 11 games as a true freshman, mostly on special teams.
- Suffered a foot injury in spring practice and missed the first two weeks of preseason camp.

RICHARDSON'S CAREER HIGHS

Tackles: 7 vs. Wake Forest (9/9/17)
Tackles for a loss: 0.5 (2x) last vs. Wake Forest, 9/9/17
Sacks: 0.5 vs. Wake Forest, 9/9/17
Fumbles forced: 1 at Florida State, 11/11/16
Pass breakups: 1 vs. Wake Forest, 9/9/17

DEFENSIVE BACKS

5 Kamrin Moore

(5-11, 200. Sr., District Heights, Md.)

- Voted by his teammates as a captain in 2017.
- 14th consecutive start at cornerback in the victory at Northern Illinois (9/1/17), staying on the field for all 78 plays.
- Five tackles, one pass breakup and one tackle for a loss against Wake Forest (9/9/17).
- Started all 13 games at right corner in 2016 and finished the year with 43 tackles.
- Two interceptions in 2016, including the game-winning interception in the end zone at NC State (10/29/16).
- Started the first eight games in 2015 at corner before suffering a season-ending leg injury at Louisville (10/24/15).

MOORE'S CAREER HIGHS

Tackles: 10 vs. No. 3 Clemson, 10/17/15
Tackles for loss: 1.0 (2x) last vs. No. 3 Clemson, 10/17/15
Pass breakups: 1 (12x) last vs. Wake Forest, 9/9/17
Fumble recovery: 1 vs. Connecticut, 11/19/16
Interceptions: 1 (2x) last vs. Connecticut, 11/19/16

8 Will Harris

(6-2, 210. Jr., Suwanee, Ga.)

- Career-high 10 tackles in his 17th consecutive start at strong safety in the victory at Northern Illinois (9/1/17).
- Led BC with nine tackles and two TFLs against Wake Forest (9/9/17).
- Started all 13 games at strong safety in 2016.
- Recorded 47 tackles, two interceptions and four pass breakups as a sophomore.
- Played in 12 games with three starts at strong safety as a true freshman in 2015.

HARRIS' CAREER HIGHS

Tackles: 10 at Northern Illinois, 9/1/17
Tackles for a loss: 2.0 vs. Wake Forest, 9/9/17
Interceptions: 1 (three) last vs. Syracuse, 10/22/16
Forced Fumbles: 1, vs. Virginia Tech, 10/31/15

20 Isaac Yiadom

(6-1, 190. Sr., Worcester, Mass.)

- Presented with the Jay McGillis Memorial Scholarship Award at the conclusion of 2017 spring practice.
- 16th career start at cornerback in the victory at Northern Illinois (9/1/17).
- Tied a career-high with six tackles at NIU.
- Played in all 13 games with eight starts at left corner in 2016.
- Led BC with 10 pass breakups as a junior and ended the season with 26 tackles.

YIADOM'S CAREER HIGHS

Tackles: 6 (2x) last at Northern Illinois, 9/1/17
Tackles for a loss: 1.0 vs. Maryland, 12/26/16
Pass breakups: 3 vs. Buffalo, 10/1/16
Interceptions: 1 at Louisville, 10/25/15
Fumbles forced: 1 at Massachusetts, 9/10/16

21 Lukas Denis

(5-11, 185. Jr., Everett, Mass.)

- Made the move from cornerback to free safety and enters 2017 as the starter at free safety.
- First career start in the win at Northern Illinois (9/1/17), finishing with four tackles and second career interception.
- Career-high six tackles and a forced fumble against Wake Forest (9/9/17).
- Played in 11 games in 2016, including his first career start at Florida State (11/11/16).
- Recorded first career interception at Wake Forest (11/26/16) to seal the victory and help BC become bowl-eligible.

DENIS' CAREER HIGHS

Tackles: 6 vs. Wake Forest, 9/9/17
Forced fumbles: 1 vs. Wake Forest, 9/9/17
Pass breakups: 2 (2x) last at Northern Illinois, 9/1/17
Interceptions: 1 (2x) last at Northern Illinois, 9/1/17

SPECIALISTS

91 Max Schulze-Geisthovel

(6-2, 210. Sr., Drensteinfurt, Germany)

- First year on the football team after playing soccer at Boston College.
- Three touchbacks in his college football debut at Northern Illinois (9/1/17).
- Two touchbacks on three kickoffs against Wake Forest (9/9/17).
- Scored seven goals last season on the pitch for BC men's soccer.
- Strong leg who will handle kickoff duties for the Eagles in 2017.
- Played three years of soccer at St. Leo prior to transferring to Boston College prior to the 2016 soccer season.

98 Mike Knoll

(6-0, 200, Sr., Copley, Ohio)

- Handled both the place-kicking and punting duties in 2016.
- Starter at punter in 2017 and finished with four punts inside the 20 in the Northern Illinois win (9/1/17).
- Averaged 43.1 yards per punt (seven punts), including a season-long of 53 yards against Wake Forest (9/9/17).
- 12-of-14 on field goals in 2016, including a long of 40 yards.
- First in the ACC and 17th nationally with his 85.7 field goal percentage.
- Averaged 38.3 yards per punt and totaled 16 touch-backs on kickoffs in 2016.

KNOLL'S CAREER HIGHS

- Punt attempts: 13 at Virginia Tech, 9/17/16
- Punt yards: 537 at Virginia Tech, 9/17/16
- Longest punt: 63 at Massachusetts, 9/10/16
- Points scored: 12 vs. Connecticut, 11/19/16
- PATs: 6 vs. Wagner, 9/24/16
- Field goals made: 3 vs. Connecticut, 11/19/16
- Field goal attempts: 3 vs. Connecticut, 11/19/16
- Longest FG: 40 (2x) last at Massachusetts, 9/10/16


99 Colten Lichtenberg

(5-10, 190, Jr., Savannah, Ga.)

- Career-best performance in the win at Northern Illinois (9/1/17), finishing a perfect 3-for-3 on field goals including the game-winner from 37 yards out with 2:13 remaining in the fourth quarter.
- ACC Specialist of the Week for his efforts in the NIU win.
- Named one of three stars of the week nationally by the Lou Groza Award following the NIU game.
- Career-high three field goals and 11 points in the NIU victory.
- Drilled a 42-yard field goal against the Huskies, the second-longest field goal of his career.
- 1-for-1 with a 30-yard field goal against Wake Forest (9/9/17).
- Appeared in one game in 2016 (Georgia Tech) before missing time due to injury.

LICHTENBERG'S CAREER HIGHS

- Points scored: 11 at Northern Illinois, 9/1/17
- Kick PATs: 2 (4x) last at Northern Illinois, 9/1/17
- Field goals made: 3 at Northern Illinois, 9/1/17
- Field goal attempts: 3 at Northern Illinois, 9/1/17
- Longest field goal: 43 (2x) last at Syracuse, 11/28/15



Zach Allen

TACKLES	G	UA	A	Total	TFL	Yds	PD	FF	FR	Blkd	QBH
2015	12	1	1	2	0.0	0	0	0	0	0	0
2016	13	19	17	36	10.0	52	4	0	2	0	3
2017	2	9	8	17	2.0	6	0	0	0	0	0
TOTAL	27	29	26	55	12.0	58	4	0	2	0	3

SACKS	G	UA	A	Total	Yds
2015	12	0	0	0.0	0
2016	13	5	2	6.0	42
2017	2	0	0	0.0	0
TOTAL	27	5	2	6.0	42

Mehdi El Attrach

TACKLES	G	UA	A	Total	TFL	Yds	PD	FF	FR	Blkd	QBH
2016	13	2	2	4	1.0	6	0	0	0	0	0
2017	2	0	0	0	0	0	0	0	0	0	0
TOTAL	15	2	2	4	1.0	6	0	0	0	0	0

Kevin Bletzer

TACKLES	G	UA	A	Total	TFL	Yds	PD	FF	FR	Blkd	QBH
2015	12	3	0	3	0.0	0	0	1	0	0	0
2016	13	3	4	7	0.5	1	0	0	0	0	0
2017	2	0	0	0	0	0	0	0	0	0	0
TOTAL	27	6	4	10	0.5	1	0	1	0	0	0

Anthony Brown

RUSHING	G	Att	Yds	TD	Lg	Avg/C	Avg/G
2017	2	10	18	0	9	1.8	9.0
TOTAL	2	10	18	0	9	1.8	9.0

PASSING	G	Att	Cmp	Int	Yds	TD	Lg	Pct	Avg/P	Avg/G	Effic
2017	2	71	37	4	310	3	23	52.1	4.4	155.0	91.5
TOTAL	2	71	37	4	310	3	23	52.1	4.4	155.0	91.5


TOTAL OFFENSE	G	Rush	Pass	Total	Avg/G
2017	2	18	310	328	164.0
TOTAL	2	18	310	328	164.0

ALL PURPOSE	G	Rush	Rec	PR	KR	IR	Total	Avg/G
2017	2	18	0	0	0	0	18	9.0
TOTAL	2	18	0	0	0	0	18	9.0

Jake Burt

RECEIVING	G	Rec	Yds	TD	Lg	Rec/G	Avg/C	Avg/G
2015	8	1	7	0	7	0.1	7.0	0.9
2017	2	0	0	0	0	0	0	0
TOTAL	10	1	7	0	7	0.1	7.0	0.9

ALL PURPOSE	G	Rush	Rec	PR	KR	IR	Total	Avg/G
2015	8	0	7	0	0	0	7	0.9
2017	2	0	0	0	0	0	0	0
TOTAL	10	0	7	0	0	0	7	0.9



Charlie Callinan

RECEIVING	G	Rec	Yds	TD	Lg	Rec/G	Avg/C	Avg/G
2014	13	13	149	1	35	1.0	11.5	11.5
2015	12	14	192	2	28	1.2	13.7	16.0
2016	13	24	286	1	22	1.8	11.9	22.0
2017	2	2	15	0	10	1.0	7.5	7.5
TOTAL	40	53	642	4	35	1.3	12.1	16.0

SCORING	G	TD	Rush	Pass	Retn	PAT	2PAT	FG	Total	Avg/G
2014	13	1	0	1	0	0	0	0	6	0.5
2015	12	2	0	2	0	0	0	0	12	1.0
2016	13	1	0	1	0	0	0	0	6	0.5
2017	2	0	0	0	0	0	0	0	0	0.0
TOTAL	40	4	0	4	0	0	0	0	24	0.6

ALL PURPOSE	G	Rush	Rec	PR	KR	IR	Total	Avg/G
2014	13	0	149	0	0	0	149	11.5
2015	12	0	192	0	0	0	192	16.0
2016	13	0	286	0	0	0	286	22.0
2017	2	0	15	0	0	0	15	7.5
TOTAL	40	0	642	0	0	0	642	16.0

Colton Cardinal

RECEIVING	G	Rec	Yds	TD	Lg	Rec/G	Avg/C	Avg/G
2015	2	0	0	0	0	0.0	0.0	0.0
2016	13	3	52	0	24	0.2	17.3	4.0
2017	2	0	0	0	0	0	0	0
TOTAL	17	3	52	0	24	0.2	17.3	3.5

ALL PURPOSE	G	Rush	Rec	PR	KR	IR	Total	Avg/G
2015	2	0	0	0	0	0	0	0.0
2016	13	0	52	0	0	0	52	4.0
2017	2	0	0	0	0	0	0	0
TOTAL	17	0	52	0	0	0	52	3.5


Kevin Cohee

TACKLES	G	UA	A	Total	TFL	Yds	PD	FF	FR	Blkd	QBH
2014	1	0	0	0	0.0	0	0	0	0	0	0
2015	2	0	0	0	0.0	0	0	0	0	0	0
2016	7	2	3	5	0.5	1	0	0	0	0	1
2017	2	1	0	1	0.0	0	0	0	0	0	0
TOTAL	12	3	3	6	0.5	1	0	0	0	0	1

Lukas Denis

INTERCEPTIONS	G	No.	Yds	TD	Lg	Avg/R	Avg/G
2015	4	0	0	0	0	0.0	0.0
2016	11	1	0	0	0	0.0	0.0
2017	2	1	0	0	0	0.0	0.0
TOTAL	17	2	0	0	0	0.0	0.0

TACKLES	G	UA	A	Total	TFL	Yds	PD	FF	FR	Blkd	QBH
2015	4	0	0	0	0.0	0	0	0	0	0	0
2016	11	5	2	7	0.0	0	5	0	0	0	0
2017	2	5	5	10	0.5	0	3	1	0	0	0
TOTAL	17	10	7	17	0.5	0	8	1	0	0	0



AJ Dillon

RUSHING	G	Att	Yds	TD	Lg	Avg/C	Avg/G
2017	2	20	63	0	11	3.2	31.5
TOTAL	2	20	63	0	11	3.2	31.5

TOTAL OFFENSE	G	Rush	Pass	Total	Avg/G
2017	2	63	0	63	31.5
TOTAL	2	63	0	63	31.5

ALL PURPOSE	G	Rush	Rec	PR	KR	IR	Total	Avg/G
2017	2	63	0	0	0	0	63	31.5
TOTAL	2	63	0	0	0	0	63	31.5

John Fadule

RUSHING	G	Att	Yds	TD	Lg	Avg/C	Avg/G
2015	3	39	98	0	25	2.5	32.7
TOTAL	3	39	98	0	25	2.5	32.7

PASSING	G	Att	Cmp	Int	Yds	TD	Lg	Pct	Avg/P	Avg/G	Effic
2015	3	73	38	4	464	1	37	52.1	6.4	154.7	99.0
TOTAL	3	73	38	4	464	1	37	52.1	6.4	154.7	99.0

TOTAL OFFENSE	G	Rush	Pass	Total	Avg/G
2015	3	98	464	562	187.3
TOTAL	3	98	464	562	187.3

ALL PURPOSE	G	Rush	Rec	PR	KR	IR	Total	Avg/G
2015	3	98	0	0	0	0	98	32.7
TOTAL	3	98	0	0	0	0	98	32.7

Troy Flutie

RUSHING	G	Att	Yds	TD	Lg	Avg/C	Avg/G
2015	8	23	33	0	20	1.4	4.1
2016	11	0	0	0	0	0.0	0.0
TOTAL	19	23	33	0	20	1.4	1.7

PASSING	G	Att	Cmp	Int	Yds	TD	Lg	Pct	Avg/P	Avg/G	Effic
2015	8	49	24	1	382	3	66	49.0	7.8	47.8	130.6
2016	11	0	0	0	0	0	0	0.0	0.0	0.0	0.0
TOTAL	19	49	24	1	382	3	66	49.0	7.8	20.1	130.6


TOTAL OFFENSE	G	Rush	Pass	Total	Avg/G
2015	8	33	382	415	51.9
2016	11	0	0	0	0.0
TOTAL	19	33	382	415	21.8

ALL PURPOSE	G	Rush	Rec	PR	KR	IR	Total	Avg/G
2015	8	33	0	0	0	0	33	4.1
2016	11	0	0	0	0	0	0	0.0
TOTAL	19	33	0	0	0	0	33	1.7

Chris Garrison

RECEIVING	G	Rec	Yds	TD	Lg	Rec/G	Avg/C	Avg/G
2016	5	5	90	0	44	1.0	18.0	18.0
2017	2	1	17	0	17	0.5	17.0	8.5
TOTAL	7	6	107	0	44	0.9	17.8	15.3

ALL PURPOSE	G	Rush	Rec	PR	KR	IR	Total	Avg/G
2016	5	0	90	0	0	0	90	18.0
2017	2	0	17	0	0	0	17	8.5
TOTAL	7	0	107	0	0	0	107	15.3



Ben Glines

RUSHING	G	Att	Yds	TD	Lg	Avg/C	Avg/G
2016	13	0	0	0	0	0.0	0.0
2017	2	1	3	0	3	3.0	1.5
TOTAL	15	1	3	0	3	3.0	0.2

TOTAL OFFENSE	G	Rush	Pass	Total	Avg/G
2016	13	0	0	0	0.0
2017	2	3	0	3	1.5
TOTAL	15	3	0	3	0.2

RECEIVING	G	Rec	Yds	TD	Lg	Rec/G	Avg/C	Avg/G
2016	13	2	3	0	3	0.2	1.5	0.2
2017	2	1	10	0	10	0.5	10.0	5.0
TOTAL	15	3	13	0	10	0.2	4.3	0.9


KICK RETURNS	G	No.	Yds	TD	Lg	Avg/R	Avg/G
2016	13	0	0	0	0	0.0	0.0
2017	2	3	53	0	24	17.7	26.5
TOTAL	15	3	53	0	24	17.7	3.5

ALL PURPOSE	G	Rush	Rec	PR	KR	IR	Total	Avg/G
2016	13	0	3	0	0	0	3	0.2
2017	2	3	10	0	53	0	66	33.0
TOTAL	15	3	13	0	53	0	69	4.6

Will Harris

INTERCEPTIONS	G	No.	Yds	TD	Lg	Avg/R	Avg/G
2015	12	1	1	0	1	1.0	0.1
2016	13	2	64	0	64	32.0	4.9
2017	2	0	0	0	0	0.0	0.0
TOTAL	27	3	65	0	64	21.7	2.4

TACKLES	G	UA	A	Total	TFL	Yds	PD	FF	FR	Blkd	QBH
2015	12	17	3	20	0.0	0	2	1	0	0	0
2016	13	34	13	47	1.0	5	6	0	0	0	0
2017	2	12	7	19	3.0	8	0	0	0	0	0
TOTAL	27	63	23	86	4.0	13	8	1	0	0	0



Jon Hilliman

RUSHING	G	Att	Yds	TD	Lg	Avg/C	Avg/G
2014	13	210	860	13	52	4.1	66.2
2015	4	51	198	2	21	3.9	49.5
2016	12	184	542	6	73	2.9	45.2
2017	2	33	81	0	17	2.5	40.5
TOTAL	31	478	1681	21	73	3.5	54.2

TOTAL OFFENSE	G	Rush	Pass	Total	Avg/G
2014	13	860	0	860	66.2
2015	4	198	0	198	49.5
2016	12	542	0	542	45.2
2017	2	81	0	81	40.5
TOTAL	31	1681	0	1681	54.2

RECEIVING	G	Rec	Yds	TD	Lg	Rec/G	Avg/C	Avg/G
2014	13	1	5	0	5	0.1	5.0	0.4
2015	4	3	33	0	17	0.8	11.0	8.2
2016	12	1	2	0	2	0.1	2.0	0.2
2017	2	4	7	1	6	2.0	1.8	3.5
TOTAL	31	9	47	1	17	0.3	5.2	1.5


SCORING	G	TD	Rush	Pass	Retn	PAT	2PAT	FG	Total	Avg/G
2014	13	13	13	0	0	0	0	0	78	6.0
2015	4	2	2	0	0	0	0	0	12	3.0
2016	12	6	6	0	0	0	0	0	36	3.0
2017	2	1	0	1	0	0	0	0	6	3.0
TOTAL	31	22	21	1	0	0	0	0	132	4.3

ALL PURPOSE	G	Rush	Rec	PR	KR	IR	Total	Avg/G
2014	13	860	5	0	0	0	865	66.5
2015	4	198	33	0	0	0	231	57.8
2016	12	542	2	0	0	0	544	45.3
2017	2	81	7	0	0	0	88	44.0
TOTAL	31	1681	47	0	0	0	1728	55.7

Korab Idrizi

RECEIVING	G	Rec	Yds	TD	Lg	Rec/G	Avg/C	Avg/G
2016	6	2	25	0	13	0.3	12.5	4.2
2017	2	2	17	0	17	1.0	8.5	8.5
TOTAL	8	4	42	0	17	0.5	10.5	5.2

ALL PURPOSE	G	Rush	Rec	PR	KR	IR	Total	Avg/G
2016	6	0	25	0	0	0	25	4.2
2017	2	0	17	0	0	0	17	8.5
TOTAL	8	0	42	0	0	0	42	5.2



GAME 3: NOTRE DAME at BOSTON COLLEGE

CAREER STATS

Davon Jones

RUSHING	G	Att	Yds	TD	Lg	Avg/C	Avg/G
2016	13	91	361	2	28	4.0	27.8
2017	1	3	21	0	20	7.0	21.0
TOTAL	14	94	382	2	28	4.1	27.3

PASSING	G	Att	Cmp	Int	Yds	TD	Lg	Pct	Avg/P	Avg/G	Effic
2016	13	2	1	0	14	1	14	50.0	7.0	1.1	273.8
2017	1	0	0	0	0	0	0	0.0	0.0	0.0	0.0
TOTAL	14	2	1	0	14	1	14	50.0	7.0	1.0	273.8

TOTAL OFFENSE	G	Rush	Pass	Total	Avg/G
2016	13	361	14	375	28.8
2017	1	21	0	21	21.0
TOTAL	14	382	14	396	28.3

RECEIVING	G	Rec	Yds	TD	Lg	Rec/G	Avg/C	Avg/G
2016	13	10	99	0	38	0.8	9.9	7.6
2017	1	2	9	0	5	2.0	4.5	9.0
TOTAL	14	12	108	0	38	0.9	9.0	7.7

SCORING	G	TD	Rush	Pass	Retn	PAT	2PAT	FG	Total	Avg/G
2016	13	2	2	0	0	0	0	0	12	0.9
2017	1	0	0	0	0	0	0	0	0	0.0
TOTAL	14	2	2	0	0	0	0	0	12	0.9

ALL PURPOSE	G	Rush	Rec	PR	KR	IR	Total	Avg/G
2016	13	361	99	0	0	0	460	35.4
2017	1	21	9	0	0	0	30	30.0
TOTAL	14	382	108	0	0	0	490	35.0

Tanner Karafa

TACKLES	G	UA	A	Total	TFL	Yds	PD	FF	FR	Blkd	QBH
2015	0	0	0	0	0.0	0	0	0	0	0	0
2016	6	1	0	1	0.0	0	0	0	0	0	0
2017	2	3	1	4	1.0	4	1	0	0	0	0
TOTAL	8	4	1	5	1.0	4	1	0	0	0	0

Jack Kenny

TACKLES	G	UA	A	Total	TFL	Yds	PD	FF	FR	Blkd	QBH
2015	1	0	0	0	0.0	0	0	0	0	0	0
2016	5	1	1	2	0.0	0	0	0	0	0	0
TOTAL	6	1	1	2	0.0	0	0	0	0	0	0

Mike Knoll

SCORING	G	TD	Rush	Pass	Retn	PAT	2PAT	FG	Total	Avg/G
2014	5	0	0	0	0	13	0	3	22	4.4
2015	4	0	0	0	0	9	0	2	15	3.8
2016	13	0	0	0	0	27	0	12	63	4.8
2017	2	0	0	0	0	0	0	0	0	0.0
TOTAL	24	0	0	0	0	49	0	17	100	4.2

FIELD GOALS	G	Att	Made	Lg	Pct
2014	5	4	3	40	75.0
2015	4	3	2	29	66.7
2016	13	14	12	40	85.7
2017	2	0	0	0	0.0
TOTAL	24	21	17	40	81.0

PUNTING	G	No.	Yards	Lg	Avg
2014	5	0	0	0	0.0
2015	4	0	0	0	0.0
2016	13	94	3601	63	38.3
2017	2	16	650	53	40.6
TOTAL	24	110	4251	63	38.6

Harold Landry

INTERCEPTIONS	G	No.	Yds	TD	Lg	Avg/R	Avg/G
2014	13	0	0	0	0	0.0	0.0
2015	12	0	0	0	0	0.0	0.0
2016	13	1	20	0	20	20.0	1.5
2017	2	0	0	0	0	0.0	0.0
TOTAL	40	1	20	0	20	20.0	0.5

ALL PURPOSE	G	Rush	Rec	PR	KR	IR	Total	Avg/G
2014	13	0	0	0	0	0	0	0.0
2015	12	0	0	0	0	0	0	0.0
2016	13	0	0	0	0	20	20	1.5
2017	2	0	0	0	0	0	0	0.0
TOTAL	40	0	0	0	0	20	20	0.5

TACKLES	G	UA	A	Total	TFL	Yds	PD	FF	FR	Blkd	QBH
2014	13	6	5	11	1.5	4	0	0	0	0	1
2015	12	37	23	60	15.5	69	0	3	1	0	2
2016	13	34	17	51	22.0	152	5	7	0	0	7
2017	2	6	5	11	2.0	10	2	0	0	0	0
TOTAL	40	83	50	133	41.0	235	7	10	1	0	10

SACKS	G	UA	A	Total	Yds
2014	13	0	0	0.0	0
2015	12	3	3	4.5	38
2016	13	15	3	16.5	143
2017	2	1	0	1.0	9
TOTAL	40	19	6	22.0	190

Travis Levy

RUSHING	G	Att	Yds	TD	Lg	Avg/C	Avg/G
2017	2	3	18	0	19	6.0	9.0
TOTAL	2	3	18	0	19	6.0	9.0

TOTAL OFFENSE	G	Rush	Pass	Total	Avg/G
2017	2	18	0	18	9.0
TOTAL	2	18	0	18	9.0


RECEIVING	G	Rec	Yds	TD	Lg	Rec/G	Avg/C	Avg/G
2017	2	1	4	0	4	0.5	4.0	2.0
TOTAL	2	1	4	0	4	0.5	4.0	2.0

ALL PURPOSE	G	Rush	Rec	PR	KR	IR	Total	Avg/G
2017	2	18	4	0	0	0	22	11.0
TOTAL	2	18	4	0	0	0	22	11.0

Colton Lichtenberg

SCORING	G	TD	Rush	Pass	Retn	PAT	2PAT	FG	Total	Avg/G
2015	9	0	0	0	0	6	0	3	15	1.7
2016	1	0	0	0	0	2	0	0	2	2.0
2017	2	0	0	0	0	3	0	4	15	7.5
TOTAL	12	0	0	0	0	11	0	7	32	2.7

FIELD GOALS	G	Att	Made	Lg	Pct
2015	9	6	3	43	50.0
2016	1	2	0	0	0.0
2017	2	4	4	42	100.0
TOTAL	12	12	7	43	58.3



GAME 3: NOTRE DAME at BOSTON COLLEGE

CAREER STATS

Ray Marten

RECEIVING	G	Rec	Yds	TD	Lg	Rec/G	Avg/C	Avg/G
2016	8	0	0	0	0	0.0	0.0	0.0
2017	2	2	7	1	4	1.0	3.5	3.5
TOTAL	10	2	7	1	4	0.2	3.5	0.7

SCORING	G	TD	Rush	Pass	Retn	PAT	2PAT	FG	Total	Avg/G
2016	8	0	0	0	0	0	0	0	0	0.0
2017	2	1	0	1	0	0	0	0	6	3.0
TOTAL	10	1	0	1	0	0	0	0	6	0.6

ALL PURPOSE	G	Rush	Rec	PR	KR	IR	Total	Avg/G
2016	8	0	0	0	0	0	0	0.0
2017	2	0	7	0	0	0	7	3.5
TOTAL	10	0	7	0	0	0	7	0.7

Jimmy Martin

TACKLES	G	UA	A	Total	TFL	Yds	PD	FF	FR	Blkd	QBH
2016	8	2	2	4	0.0	0	0	0	0	0	0
2017	2	0	0	0	0	0	0	0	0	0	0
TOTAL	10	2	2	4	0.0	0	0	0	0	0	0

Gabriel McClary


RECEIVING	G	Rec	Yds	TD	Lg	Rec/G	Avg/C	Avg/G
2014	11	2	12	0	7	0.2	6.0	1.1
2015	12	0	0	0	0	0.0	0.0	0.0
2016	13	0	0	0	0	0.0	0.0	0.0
2017	2	0	0	0	0	0.0	0.0	0.0
TOTAL	38	2	12	0	7	0.1	6.0	0.3

PUNT RETURNS	G	No.	Yds	TD	Lg	Avg/R	Avg/G
2014	11	0	0	0	0	0.0	0.0
2015	12	0	0	0	0	0.0	0.0
2016	13	1	0	0	0	0.0	0.0
2017	2	0	0	0	0	0.0	0.0
TOTAL	38	1	0	0	0	0.0	0.0

ALL PURPOSE	G	Rush	Rec	PR	KR	IR	Total	Avg/G
2014	11	0	12	0	0	0	12	1.1
2015	12	0	0	0	0	0	0	0.0
2016	13	0	0	0	0	0	0	0.0
2017	2	0	0	0	0	0	0	0.0
TOTAL	38	0	12	0	0	0	12	0.3

TACKLES	G	UA	A	Total	TFL	Yds	PD	FF	FR	Blkd	QBH
2014	11	0	0	0	0.0	0	0	0	0	0	0
2015	12	25	1	26	1.0	17	2	2	0	0	0
2016	13	16	5	21	1.0	4	1	0	0	0	0
2017	2	0	0	0	0.0	0	0	0	0	0	0
TOTAL	38	41	6	47	2.0	21	3	2	0	0	0

SACKS	G	UA	A	Total	Yds
2014	11	0	0	0.0	0
2015	12	1	0	1.0	17
2016	13	0	0	0.0	0
2017	2	0	0	0.0	0
TOTAL	38	1	0	1.0	17



GAME 3: NOTRE DAME at BOSTON COLLEGE

CAREER STATS

Noa Merritt

TACKLES	G	UA	A	Total	TFL	Yds	PD	FF	FR	Blkd	QBH
2014	8	0	0	0	0.0	0	0	0	0	0	0
2015	1	1	0	1	0.0	0	0	0	0	0	0
2016	11	4	5	9	3.5	19	0	1	0	0	1
2017	2	2	7	9	0.0	0	0	0	0	0	0
TOTAL	22	7	12	19	3.5	19	0	1	0	0	1

Kamrin Moore

INTERCEPTIONS	G	No.	Yds	TD	Lg	Avg/R	Avg/G
2014	13	0	0	0	0	0.0	0.0
2015	8	0	0	0	0	0.0	0.0
2016	13	2	-1	0	0	-0.5	-0.1
2017	2	0	0	0	0	0.0	0.0
TOTAL	36	2	-1	0	0	-0.5	0.0

TACKLES	G	UA	A	Total	TFL	Yds	PD	FF	FR	Blkd	QBH
2014	13	15	7	22	0.5	1	4	0	0	0	0
2015	8	21	4	25	2.0	6	4	0	0	0	0
2016	13	33	10	43	1.5	4	7	0	1	0	0
2017	2	6	5	11	1.0	1	2	0	0	0	0
TOTAL	36	75	26	101	5.0	12	17	0	1	0	0

Wyatt Ray

TACKLES	G	UA	A	Total	TFL	Yds	PD	FF	FR	Blkd	QBH
2015	12	3	1	4	1.5	5	1	0	0	0	0
2016	13	7	20	27	7.0	29	0	1	0	0	0
2017	2	1	5	6	0.0	0	0	0	0	0	0
TOTAL	27	11	26	37	8.5	34	1	1	0	0	0

SACKS	G	UA	A	Total	Yds
2015	12	0	1	0.5	4
2016	13	2	5	4.5	22
2017	2	0	0	0.0	0
TOTAL	27	2	6	5.0	26

Max Richardson

TACKLES	G	UA	A	Total	TFL	Yds	PD	FF	FR	Blkd	QBH
2016	11	7	3	10	0.5	0	0	1	0	0	0
2017	2	3	6	9	0.5	4	1	0	0	0	0
TOTAL	13	10	9	19	1.0	4	1	1	0	0	0

SACKS	G	UA	A	Total	Yds
2016	11	0	0	0.0	0
2017	2	0	1	0.5	4
TOTAL	13	0	1	0.5	4

Elijah Robinson

RECEIVING	G	Rec	Yds	TD	Lg	Rec/G	Avg/C	Avg/G
2015	12	11	111	0	25	0.9	10.1	9.2
2016	12	0	0	0	0	0.0	0.0	0.0
2017	1	0	0	0	0	0.0	0.0	0.0
TOTAL	25	11	111	0	25	0.4	10.1	4.4

SCORING	G	TD	Rush	Pass	Retn	PAT	2PAT	FG	Total	Avg/G
2015	12	1	0	0	1	0	0	0	6	0.5
2016	12	0	0	0	0	0	0	0	0	0.0
2017	1	0	0	0	0	0	0	0	0	0.0
TOTAL	25	1	0	0	1	0	0	0	6	0.2

PUNT RETURNS	G	No.	Yds	TD	Lg	Avg/R	Avg/G
2015	12	0	12	1	12	0.0	1.0
2016	12	0	0	0	0	0.0	0.0
2017	1	0	0	0	0	0.0	0.0
TOTAL	25	0	12	1	12	0.0	0.5

GAME 3: NOTRE DAME at BOSTON COLLEGE

CAREER STATS

ALL PURPOSE	G	Rush	Rec	PR	KR	IR	Total	Avg/G
2015	12	0	111	12	0	0	123	10.2
2016	12	0	0	0	0	0	0	0.0
2017	1	0	0	0	0	0	0	0.0
TOTAL	25	0	111	12	0	0	123	4.9

Ty Schwab

INTERCEPTIONS	G	No.	Yds	TD	Lg	Avg/R	Avg/G
2014	12	0	0	0	0	0.0	0.0
2015	10	0	0	0	0	0.0	0.0
2016	13	1	0	0	0	0.0	0.0
2017	2	0	0	0	0	0.0	0.0
TOTAL	37	1	0	0	0	0.0	0.0

TACKLES	G	UA	A	Total	TFL	Yds	PD	FF	FR	Blkd	QBH
2014	12	1	1	2	0.0	0	0	0	0	0	0
2015	10	10	5	15	2.0	5	1	0	0	0	0
2016	13	32	29	61	5.5	12	3	0	0	0	0
2017	2	2	12	14	0.0	0	0	0	0	0	0
TOTAL	37	45	47	92	7.5	17	4	0	0	0	0

SACKS	G	UA	A	Total	Yds
2014	12	0	0	0.0	0
2015	10	0	0	0.0	0
2016	13	1	0	1.0	3
2017	2	0	0	0.0	0
TOTAL	37	1	0	1.0	3

Jeff Smith


RUSHING	G	Att	Yds	TD	Lg	Avg/C	Avg/G
2015	9	71	450	6	80	6.3	50.0
2016	13	35	199	1	60	5.7	15.3
2017	2	3	26	0	13	8.7	13.0
TOTAL	24	109	675	7	80	6.2	28.1

PASSING	G	Att	Cmp	Int	Yds	TD	Lg	Pct	Avg/P	Avg/G	Effic
2015	9	82	27	3	253	2	39	32.9	3.1	28.1	59.6
2016	13	2	2	0	25	1	20	100.0	12.5	1.9	370.0
2017	2	0	0	0	0	0	0	0.0	0.0	0.0	0.0
TOTAL	24	84	29	3	278	3	39	34.5	3.3	11.6	67.0

TOTAL OFFENSE	G	Rush	Pass	Total	Avg/G
2015	9	450	253	703	78.1
2016	13	199	25	224	17.2
2017	2	26	0	26	13.0
TOTAL	24	675	278	953	39.7

RECEIVING	G	Rec	Yds	TD	Lg	Rec/G	Avg/C	Avg/G
2015	9	0	0	0	0	0.0	0.0	0.0
2016	13	27	395	3	58	2.1	14.6	30.4
2017	2	8	74	0	23	4.0	9.2	37.0
TOTAL	24	35	469	3	58	1.5	13.4	19.5

SCORING	G	TD	Rush	Pass	Retn	PAT	2PAT	FG	Total	Avg/G
2015	9	6	6	0	0	0	0	0	36	4.0
2016	13	4	1	3	0	0	0	0	24	1.8
2017	2	0	0	0	0	0	0	0	0	0.0
TOTAL	24	10	7	3	0	0	0	0	60	2.5



GAME 3: NOTRE DAME at BOSTON COLLEGE

CAREER STATS

KICK RETURNS	G	No.	Yds	TD	Lg	Avg/R	Avg/G
2015	9	0	0	0	0	0.0	0.0
2016	13	1	9	0	9	9.0	0.7
2017	2	0	0	0	0	0.0	0.0
TOTAL	24	1	9	0	9	9.0	0.4

ALL PURPOSE	G	Rush	Rec	PR	KR	IR	Total	Avg/G
2015	9	450	0	0	0	0	450	50.0
2016	13	199	395	0	9	0	603	46.4
2017	2	26	74	0	0	0	100	50.0
TOTAL	24	675	469	0	9	0	1153	48.0

Ray Smith

TACKLES	G	UA	A	Total	TFL	Yds	PD	FF	FR	Blkd	QBH
2015	5	4	1	5	1.0	2	0	0	0	0	0
2016	10	11	13	24	3.0	15	2	0	0	0	1
2017	2	3	9	12	0.5	3	0	0	0	0	0
TOTAL	17	18	23	41	4.5	20	2	0	0	0	1

SACKS	G	UA	A	Total	Yds
2015	5	0	0	0.0	0
2016	10	1	0	1.0	10
2017	2	0	1	0.5	3
TOTAL	17	1	1	1.5	13

Thadd Smith


RUSHING	G	Att	Yds	TD	Lg	Avg/C	Avg/G
2014	9	0	0	0	0	0.0	0.0
2015	12	9	56	0	18	6.2	4.7
2016	13	2	4	0	4	2.0	0.3
2017	2	11	101	0	32	9.2	50.5
TOTAL	36	22	161	0	32	7.3	4.5

TOTAL OFFENSE	G	Rush	Pass	Total	Avg/G
2014	9	0	0	0	0.0
2015	12	56	0	56	4.7
2016	13	4	0	4	0.3
2017	2	101	0	101	50.5
TOTAL	36	161	0	161	4.5

RECEIVING	G	Rec	Yds	TD	Lg	Rec/G	Avg/C	Avg/G
2014	9	0	0	0	0	0.0	0.0	0.0
2015	12	17	233	2	66	1.4	13.7	19.4
2016	13	4	24	0	12	0.3	6.0	1.8
2017	2	0	0	0	0	0.0	0.0	0.0
TOTAL	36	21	257	2	66	0.6	12.2	7.1

SCORING	G	TD	Rush	Pass	Retn	PAT	2PAT	FG	Total	Avg/G
2014	9	0	0	0	0	0	0	0	0	0.0
2015	12	2	0	2	0	0	0	0	12	1.0
2016	13	0	0	0	0	0	0	0	0	0.0
2017	2	0	0	0	0	0	0	0	0	0.0
TOTAL	36	2	0	2	0	0	0	0	12	0.3

PUNT RETURNS	G	No.	Yds	TD	Lg	Avg/R	Avg/G
2014	9	0	0	0	0	0.0	0.0
2015	12	1	-1	0	0	-1.0	-0.1
2016	13	0	0	0	0	0.0	0.0
2017	2	0	0	0	0	0.0	0.0
TOTAL	36	1	-1	0	0	-1.0	0.0



GAME 3: NOTRE DAME at BOSTON COLLEGE

CAREER STATS

ALL PURPOSE	G	Rush	Rec	PR	KR	IR	Total	Avg/G
2014	9	0	0	0	0	0	0	0.0
2015	12	56	233	-1	0	0	288	24.0
2016	13	4	24	0	0	0	28	2.2
2017	2	101	0	0	0	0	101	50.5
TOTAL	36	161	257	-1	0	0	417	11.6

Connor Strachan

INTERCEPTIONS	G	No.	Yds	TD	Lg	Avg/R	Avg/G
2014	13	0	0	0	0	0.0	0.0
2015	12	2	16	1	16	8.0	1.3
2016	12	0	0	0	0	0.0	0.0
2017	2	0	0	0	0	0.0	0.0
TOTAL	39	2	16	1	16	8.0	0.4

TACKLES	G	UA	A	Total	TFL	Yds	PD	FF	FR	Blkd	QBH
2014	13	5	7	12	1.0	4	0	0	0	0	0
2015	12	48	27	75	12.5	44	3	0	3	0	1
2016	12	48	32	80	11.0	48	0	1	4	0	1
2017	2	5	4	9	1.5	5	0	0	0	0	0
TOTAL	39	106	70	176	26.0	101	3	1	7	0	2

SACKS	G	UA	A	Total	Yds
2014	13	0	1	0.5	3
2015	12	2	0	2.0	19
2016	12	3	1	3.5	29
2017	2	0	0	0.0	0
TOTAL	39	5	2	6.0	51

Tommy Sweeney

RECEIVING	G	Rec	Yds	TD	Lg	Rec/G	Avg/C	Avg/G
2015	12	5	68	0	22	0.4	13.6	5.7
2016	13	26	353	3	24	2.0	13.6	27.2
2017	2	1	14	0	14	0.5	14.0	7.0
TOTAL	27	32	435	3	24	1.2	13.6	16.1

SCORING	G	TD	Rush	Pass	Retn	PAT	2PAT	FG	Total	Avg/G
2015	12	0	0	0	0	0	1	0	2	0.2
2016	13	3	0	3	0	0	1	0	20	1.5
2017	2	0	0	0	0	0	0	0	0	0.0
TOTAL	27	3	0	3	0	0	2	0	22	0.8

Timi Tijani

TACKLES	G	UA	A	Total	TFL	Yds	PD	FF	FR	Blkd	QBH
2016	0	0	0	0	0.0	0	0	0	0	0	0
2017	3	1	0	1	0.0	0	0	0	0	0	0
TOTAL	3	1	0	1	0.0	0	0	0	0	0	0

Taj-Amir Torres

INTERCEPTIONS	G	No.	Yds	TD	Lg	Avg/R	Avg/G
2015	11	0	0	0	0	0.0	0.0
2016	13	1	0	0	0	0.0	0.0
2017	2	0	0	0	0	0.0	0.0
TOTAL	26	1	0	0	0	0.0	0.0

TACKLES	G	UA	A	Total	TFL	Yds	PD	FF	FR	Blkd	QBH
2015	11	8	3	11	0.0	0	2	0	0	0	0
2016	13	9	4	13	0.0	0	1	0	0	0	0
2017	2	3	0	3	0.0	0	0	0	0	0	0
TOTAL	26	20	7	27	0.0	0	3	0	0	0	0

GAME 3: NOTRE DAME at BOSTON COLLEGE

CAREER STATS

Darius Wade

RUSHING	G	Att	Yds	TD	Lg	Avg/C	Avg/G
2014	3	2	12	0	7	6.0	4.0
2015	3	22	73	0	17	3.3	24.3
2016	9	7	6	0	9	0.9	0.7
2017	1	3	7	0	5	2.3	7.0
TOTAL	16	34	98	0	17	2.9	6.1

PASSING	G	Att	Cmp	Int	Yds	TD	Lg	Pct	Avg/P	Avg/G	Effic
2014	3	8	3	0	23	0	12	37.5	2.9	7.7	61.7
2015	3	42	21	1	232	2	22	50.0	5.5	77.3	107.4
2016	9	19	9	1	100	0	24	47.4	5.3	11.1	81.1
2017	1	12	7	0	44	0	15	58.3	3.7	44.0	89.1
TOTAL	16	81	40	2	399	2	24	49.4	4.9	24.9	94.0

TOTAL OFFENSE	G	Rush	Pass	Total	Avg/G
2014	3	12	23	35	11.7
2015	3	73	232	305	101.7
2016	9	6	100	106	11.8
2017	1	7	44	51	51.0
TOTAL	16	98	399	497	31.1

ALL PURPOSE	G	Rush	Rec	PR	KR	IR	Total	Avg/G
2014	3	12	0	0	0	0	12	4.0
2015	3	73	0	0	0	0	73	24.3
2016	9	6	0	0	0	0	6	0.7
2017	1	7	0	0	0	0	7	7.0
TOTAL	16	98	0	0	0	0	98	6.1

Michael Walker

RUSHING	G	Att	Yds	TD	Lg	Avg/C	Avg/G
2015	12	1	14	0	14	14.0	1.2
2016	13	8	41	0	19	5.1	3.2
2017	2	0	0	0	0	0.0	0.0
TOTAL	27	9	55	0	19	6.1	2.0

TOTAL OFFENSE	G	Rush	Pass	Total	Avg/G
2015	12	14	0	14	1.2
2016	13	41	0	41	3.2
2017	2	0	0	0	0.0
TOTAL	27	55	0	55	2.0

RECEIVING	G	Rec	Yds	TD	Lg	Rec/G	Avg/C	Avg/G
2015	12	2	41	0	32	0.2	20.5	3.4
2016	13	33	420	4	49	2.5	12.7	32.3
2017	2	10	62	1	21	5.0	6.2	31.0
TOTAL	27	45	523	5	49	1.7	11.6	19.4

SCORING	G	TD	Rush	Pass	Retn	PAT	2PAT	FG	Total	Avg/G
2015	12	0	0	0	0	0	0	0	0	0.0
2016	13	4	0	4	0	0	0	0	24	1.8
2017	2	1	0	1	0	0	0	0	6	3.0
TOTAL	27	5	0	5	0	0	0	0	30	1.1

PUNT RETURNS	G	No.	Yds	TD	Lg	Avg/R	Avg/G
2015	12	0	0	0	0	0.0	0.0
2016	13	1	8	0	8	8.0	0.6
2017	2	5	53	0	19	10.6	26.5
TOTAL	27	6	61	0	19	10.2	2.3

KICK RETURNS	G	No.	Yds	TD	Lg	Avg/R	Avg/G
2015	12	24	686	0	67	28.6	57.2
2016	13	6	101	0	20	16.8	7.8
2017	2	5	146	0	55	29.2	73.0
TOTAL	27	35	933	0	67	26.7	34.6

GAME 3: NOTRE DAME at BOSTON COLLEGE

CAREER STATS

ALL PURPOSE	G	Rush	Rec	PR	KR	IR	Total	Avg/G
2015	12	14	41	0	686	0	741	61.8
2016	13	41	420	8	101	0	570	43.8
2017	2	0	62	53	146	0	261	130.5
TOTAL	27	55	523	61	933	0	1572	58.2

Kobay White

RECEIVING	G	Rec	Yds	TD	Lg	Rec/G	Avg/C	Avg/G
2017	2	10	118	0	20	5.0	11.8	59.0
TOTAL	2	10	118	0	20	5.0	11.8	59.0

KICK RETURNS	G	No.	Yds	TD	Lg	Avg/R	Avg/G
2017	2	1	28	0	28	28.0	14.0
TOTAL	2	1	28	0	28	28.0	14.0

ALL PURPOSE	G	Rush	Rec	PR	KR	IR	Total	Avg/G
2017	2	0	118	0	28	0	146	73.0
TOTAL	2	0	118	0	28	0	146	73.0

Richard Wilson

RUSHING	G	Att	Yds	TD	Lg	Avg/C	Avg/G
2015	11	25	73	1	16	2.9	6.6
2016	8	40	136	2	19	3.4	17.0
TOTAL	19	65	209	3	19	3.2	11.0

TOTAL OFFENSE	G	Rush	Pass	Total	Avg/G
2015	11	73	0	73	6.6
2016	8	136	0	136	17.0
TOTAL	19	209	0	209	11.0

RECEIVING	G	Rec	Yds	TD	Lg	Rec/G	Avg/C	Avg/G
2015	11	1	7	1	7	0.1	7.0	0.6
2016	8	0	0	0	0	0.0	0.0	0.0
TOTAL	19	1	7	1	7	0.1	7.0	0.4

SCORING	G	TD	Rush	Pass	Retn	PAT	2PAT	FG	Total	Avg/G
2015	11	2	1	1	0	0	0	0	12	1.1
2016	8	2	2	0	0	0	0	0	12	1.5
TOTAL	19	4	3	1	0	0	0	0	24	1.3

ALL PURPOSE	G	Rush	Rec	PR	KR	IR	Total	Avg/G
2015	11	73	7	0	0	0	80	7.3
2016	8	136	0	0	0	0	136	17.0
TOTAL	19	209	7	0	0	0	216	11.4

Isaac Yiadom

INTERCEPTIONS	G	No.	Yds	TD	Lg	Avg/R	Avg/G
2014	13	0	0	0	0	0.0	0.0
2015	9	1	0	0	0	0.0	0.0
2016	13	0	0	0	0	0.0	0.0
2017	2	0	0	0	0	0.0	0.0
TOTAL	37	1	0	0	0	0.0	0.0

TACKLES	G	UA	A	Total	TFL	Yds	PD	FF	FR	Blkd	QBH
2014	13	7	6	13	0.0	0	1	0	0	0	0
2015	9	15	3	18	0.0	0	6	0	0	0	0
2016	13	17	9	26	2.0	5	10	1	0	0	0
2017	2	8	2	10	0.0	0	0	0	0	0	0
TOTAL	37	47	20	67	2.0	5	17	1	0	0	0

2017 Boston College Football
Boston College Game Results (as of Sep 11, 2017)
All games

Date	Opponent		Score	Overall	Conference	Time	Attend
Sep 01, 2017	at Northern Illinois	W	23-20	1-0	0-0	3:28	16421
* Sep 09, 2017	WAKE FOREST	L	10-34	1-1	0-1	3:14	38082

2017 Boston College Football
Boston College Individual Season/Career Statistics (as of Sep 11, 2017)
All games

	SEASON									CAREER								
Rushing	gp	att	gain	loss	net	avg	td	lg	avg/g	gp	att	gain	loss	net	avg	td	lg	avg/g
Thadd Smith	2	11	102	1	101	9.2	0	32	50.5	36	22	162	1	161	7.3	0	32	4.5
Jon Hilliman	2	33	104	23	81	2.5	0	17	40.5	31	478	1831	150	1681	3.5	21	73	54.2
AJ Dillon	2	20	64	1	63	3.2	0	11	31.5	2	20	64	1	63	3.2	0	11	31.5
Jeff Smith	2	3	26	0	26	8.7	0	13	13.0	24	109	790	115	675	6.2	7	80	28.1
Davon Jones	1	3	21	0	21	7.0	0	20	21.0	14	94	392	10	382	4.1	2	28	27.3
Anthony Brown	2	10	35	17	18	1.8	0	9	9.0	2	10	35	17	18	1.8	0	9	9.0
Travis Levy	2	3	19	1	18	6.0	0	19	9.0	2	3	19	1	18	6.0	0	19	9.0
Darius Wade	1	3	8	1	7	2.3	0	5	7.0	16	34	148	50	98	2.9	0	17	6.1
Ben Glines	2	1	3	0	3	3.0	0	3	1.5	15	1	3	0	3	3.0	0	3	0.2
Team	2	4	0	48	-48	-12.0	0	0	-24.0									
Total	2	91	382	92	290	3.2	0	32	145.0									
Opponents	2	87	364	42	322	3.7	2	60	161.0									

Passing	gp	effic	comp-att-int	pct	yds	td	lg	avg/g	gp	effic	comp-att-int	pct	yds	td	lg	avg/g
Anthony Brown	2	91.46	37-71-4	52.1	310	3	23	155.0	2	91.46	37-71-4	52.1	310	3	23	155.0
Darius Wade	1	89.13	7-12-0	58.3	44	0	15	44.0	16	93.97	40-81-2	49.4	399	2	24	24.9
Total	2	91.13	44-83-4	53.0	354	3	23	177.0								
Opponents	2	114.89	29-58-1	50.0	354	3	46	177.0								

Receiving	gp	no.	yds	avg	td	lg	avg/g	gp	no.	yds	avg	td	lg	avg/g
Kobay White	2	10	118	11.8	0	20	59.0	2	10	118	11.8	0	20	59.0
Michael Walker	2	10	62	6.2	1	21	31.0	27	45	523	11.6	5	49	19.4
Jeff Smith	2	8	74	9.2	0	23	37.0	24	35	469	13.4	3	58	19.5
Jon Hilliman	2	4	7	1.8	1	6	3.5	31	9	47	5.2	1	17	1.5
Korab Idrizi	2	2	17	8.5	0	17	8.5	8	4	42	10.5	0	17	5.2
Charlie Callinan	2	2	15	7.5	0	10	7.5	40	53	642	12.1	4	35	16.0
Davon Jones	1	2	9	4.5	0	5	9.0	14	12	108	9.0	0	38	7.7
Ray Marten	2	2	7	3.5	1	4	3.5	10	2	7	3.5	1	4	0.7
Chris Garrison	2	1	17	17.0	0	17	8.5	7	6	107	17.8	0	44	15.3
Tom Sweeney	2	1	14	14.0	0	14	7.0	27	32	435	13.6	3	24	16.1
Ben Glines	2	1	10	10.0	0	10	5.0	15	3	13	4.3	0	10	0.9
Travis Levy	2	1	4	4.0	0	4	2.0	2	1	4	4.0	0	4	2.0
Total	2	44	354	8.0	3	23	177.0							
Opponents	2	29	354	12.2	3	46	177.0							

Total Offense	g	plays	rush	pass	total	avg/g	g	plays	rush	pass	total	avg/g
Anthony Brown	2	81	18	310	328	164.0	2	81	18	310	328	164.0
Thadd Smith	2	11	101	0	101	50.5	36	22	161	0	161	4.5
Jon Hilliman	2	33	81	0	81	40.5	31	478	1681	0	1681	54.2
AJ Dillon	2	20	63	0	63	31.5	2	20	63	0	63	31.5
Darius Wade	1	15	7	44	51	51.0	16	115	98	399	497	31.1
Jeff Smith	2	3	26	0	26	13.0	24	193	675	278	953	39.7
Davon Jones	1	3	21	0	21	21.0	14	96	382	14	396	28.3
Travis Levy	2	3	18	0	18	9.0	2	3	18	0	18	9.0
Ben Glines	2	1	3	0	3	1.5	15	1	3	0	3	0.2
Team	2	4	-48	0	-48	-24.0						
Total	2	174	290	354	644	322.0						
Opponents	2	145	322	354	676	338.0						

Scoring	td	fg	PAT						td	fg	kick	PAT						
			kick	rush	rcv	pass	dxp	saf				pts	kick	rush	rcv	pass	dxp	saf
Colton Lichtenberg	-	4-4	3-3	-	-	-	-	-	-	7-12	11-11	-	-	-	-	-	-	32
Ray Marten	1	-	-	-	-	-	-	-	-	-	-	-	-	-	-	-	-	6
Jon Hilliman	1	-	-	-	-	-	-	-	-	-	-	-	-	-	-	-	-	132
Michael Walker	1	-	-	-	-	-	-	-	-	-	-	-	-	-	-	-	-	30
Total	3	4-4	3-3	-	-	-	-	-	-	-	-	-	-	-	-	-	-	33
Opponents	6	4-5	6-6	-	-	-	-	-	-	-	-	-	-	-	-	-	-	54

Punt Returns	no.	yds	avg	td	lg	no.	yds	avg	td	lg
Michael Walker	5	53	10.6	0	19	6	61	10.2	0	19
Total	5	53	10.6	0	19					
Opponents	5	23	4.6	0	10					

2017 Boston College Football
Boston College Individual Season/Career Statistics (as of Sep 11, 2017)
All games

SEASON						CAREER					
Kick Returns	no.	yds	avg	td	lg	no.	yds	avg	td	lg	
Michael Walker	5	146	29.2	0	55	35	933	26.7	0	67	
Ben Glines	3	53	17.7	0	24	3	53	17.7	0	24	
Kobay White	1	28	28.0	0	28	1	28	28.0	0	28	
Total	9	227	25.2	0	55						
Opponents	3	48	16.0	0	23						

Interceptions	no.	yds	avg	td	lg	no.	yds	avg	td	lg
Lukas Denis	1	0	0.0	0	0	2	0	0.0	0	0
Total	1	0	0.0	0	0					
Opponents	4	67	16.8	1	37					

Fumble Returns	no.	yds	avg	td	lg	no.	yds	avg	td	lg
Total	0	0	0.0	0	0					
Opponents	0	0	0.0	0	0					

All Purpose	g	rush	rcv	pr	kr	ir	total	avg/g	g	rush	rcv	pr	kr	ir	total	avg/g
Michael Walker	2	0	62	53	146	0	261	130.5	27	55	523	61	933	0	1572	58.2
Kobay White	2	0	118	0	28	0	146	73.0	2	0	118	0	28	0	146	73.0
Thadd Smith	2	101	0	0	0	0	101	50.5	36	161	257	-1	0	0	417	11.6
Jeff Smith	2	26	74	0	0	0	100	50.0	24	675	469	0	9	0	1153	48.0
Jon Hilliman	2	81	7	0	0	0	88	44.0	31	1681	47	0	0	0	1728	55.7
Ben Glines	2	3	10	0	53	0	66	33.0	15	3	13	0	53	0	69	4.6
AJ Dillon	2	63	0	0	0	0	63	31.5	2	63	0	0	0	0	63	31.5
Davon Jones	1	21	9	0	0	0	30	30.0	14	382	108	0	0	0	490	35.0
Travis Levy	2	18	4	0	0	0	22	11.0	2	18	4	0	0	0	22	11.0
Anthony Brown	2	18	0	0	0	0	18	9.0	2	18	0	0	0	0	18	9.0
Chris Garrison	2	0	17	0	0	0	17	8.5	7	0	107	0	0	0	107	15.3
Korab Idrizi	2	0	17	0	0	0	17	8.5	8	0	42	0	0	0	42	5.2
Charlie Callinan	2	0	15	0	0	0	15	7.5	40	0	642	0	0	0	642	16.0
Tom Sweeney	2	0	14	0	0	0	14	7.0	27	0	435	0	0	0	435	16.1
Darius Wade	1	7	0	0	0	0	7	7.0	16	98	0	0	0	0	98	6.1
Ray Marten	2	0	7	0	0	0	7	3.5	10	0	7	0	0	0	7	0.7
Team	2	-48	0	0	0	0	-48	-24.0								
Total	2	290	354	53	227	0	924	462.0								
Opponents	2	322	354	23	48	67	814	407.0								

Field Goals	att	good	long	blkd	att	good	long	blkd
Colton Lichtenberg	4	4	42	0	12	7	43	1
Total	4	4	42	0				
Opponents	5	4	32	0				

Punting	no.	yds	avg	lg	blk	no.	yds	avg	lg	blk
Mike Knoll	16	650	40.6	53	0	110	4251	38.6	63	1
Total	16	650	40.6	53	0					
Opponents	17	701	41.2	54	0					

Kickoffs	no.	yds	avg	tb	ob	no.	yds	avg	tb	ob
M.Schulze-Geisthovel	9	562	62.4	5	1	9	562	62.4	5	1
Total	9	562	62.4	5	1					
Opponents	12	706	58.8	0	2					

2017 Boston College Football
Boston College Overall Team Statistics (as of Sep 11, 2017)
All games

Team Statistics	BC	OPP
SCORING	33	54
Points Per Game	16.5	27.0
Points Off Turnovers	0	24
FIRST DOWNS	40	33
Rushing	21	13
Passing	16	17
Penalty	3	3
RUSHING YARDAGE	290	322
Yards gained rushing	382	364
Yards lost rushing	92	42
Rushing Attempts	91	87
Average Per Rush	3.2	3.7
Average Per Game	145.0	161.0
TDs Rushing	0	2
PASSING YARDAGE	354	354
Comp-Att-Int	44-83-4	29-58-1
Average Per Pass	4.3	6.1
Average Per Catch	8.0	12.2
Average Per Game	177.0	177.0
TDs Passing	3	3
TOTAL OFFENSE	644	676
Total Plays	174	145
Average Per Play	3.7	4.7
Average Per Game	322.0	338.0
KICK RETURNS: #-Yards	9-227	3-48
PUNT RETURNS: #-Yards	5-53	5-23
INT RETURNS: #-Yards	1-0	4-67
KICK RETURN AVERAGE	25.2	16.0
PUNT RETURN AVERAGE	10.6	4.6
INT RETURN AVERAGE	0.0	16.8
FUMBLES-LOST	2-1	1-0
PENALTIES-Yards	8-79	13-110
Average Per Game	39.5	55.0
PUNTS-Yards	16-650	17-701
Average Per Punt	40.6	41.2
Net punt average	36.7	36.9
KICKOFFS-Yards	9-562	12-706
Average Per Kick	62.4	58.8
Net kick average	43.2	39.9
TIME OF POSSESSION/Game	30:13	29:47
3RD-DOWN Conversions	15/41	9/33
3rd-Down Pct	37%	27%
4TH-DOWN Conversions	2/4	1/2
4th-Down Pct	50%	50%
SACKS BY-Yards	2-16	2-15
MISC YARDS	0	0
TOUCHDOWNS SCORED	3	6
FIELD GOALS-ATTEMPTS	4-4	4-5
ON-SIDE KICKS	0-0	0-0
RED-ZONE SCORES	(6-6) 100%	(8-8) 100%
RED-ZONE TOUCHDOWNS	(3-6) 50%	(4-8) 50%
PAT-ATTEMPTS	(3-3) 100%	(6-6) 100%
ATTENDANCE	38082	16421
Games/Avg Per Game	1/38082	1/16421
Neutral Site Games		0/0

Score by Quarters	1st	2nd	3rd	4th	OT	Total
Boston College	3	17	10	3	0	33
Opponents	10	21	17	6	0	54

2017 Boston College Football
Boston College Overall Individual Statistics (as of Sep 11, 2017)
All games

Rushing	gp	att	gain	loss	net	avg	td	lg	avg/g
Thadd Smith	2	11	102	1	101	9.2	0	32	50.5
Jon Hilliman	2	33	104	23	81	2.5	0	17	40.5
AJ Dillon	2	20	64	1	63	3.2	0	11	31.5
Jeff Smith	2	3	26	0	26	8.7	0	13	13.0
Davon Jones	1	3	21	0	21	7.0	0	20	21.0
Anthony Brown	2	10	35	17	18	1.8	0	9	9.0
Travis Levy	2	3	19	1	18	6.0	0	19	9.0
Darius Wade	1	3	8	1	7	2.3	0	5	7.0
Ben Glines	2	1	3	0	3	3.0	0	3	1.5
Team	2	4	0	48	-48	-12.0	0	0	-24.0
Total	2	91	382	92	290	3.2	0	32	145.0
Opponents	2	87	364	42	322	3.7	2	60	161.0

Passing	gp	effic	comp-att-int	pct	yds	td	lg	avg/g
Anthony Brown	2	91.46	37-71-4	52.1	310	3	23	155.0
Darius Wade	1	89.13	7-12-0	58.3	44	0	15	44.0
Total	2	91.13	44-83-4	53.0	354	3	23	177.0
Opponents	2	114.89	29-58-1	50.0	354	3	46	177.0

Receiving	gp	no.	yds	avg	td	lg	avg/g
Kobay White	2	10	118	11.8	0	20	59.0
Michael Walker	2	10	62	6.2	1	21	31.0
Jeff Smith	2	8	74	9.2	0	23	37.0
Jon Hilliman	2	4	7	1.8	1	6	3.5
Korab Idrizi	2	2	17	8.5	0	17	8.5
Charlie Callinan	2	2	15	7.5	0	10	7.5
Davon Jones	1	2	9	4.5	0	5	9.0
Ray Marten	2	2	7	3.5	1	4	3.5
Chris Garrison	2	1	17	17.0	0	17	8.5
Tom Sweeney	2	1	14	14.0	0	14	7.0
Ben Glines	2	1	10	10.0	0	10	5.0
Travis Levy	2	1	4	4.0	0	4	2.0
Total	2	44	354	8.0	3	23	177.0
Opponents	2	29	354	12.2	3	46	177.0

Punt Returns	no.	yds	avg	td	lg
Michael Walker	5	53	10.6	0	19
Total	5	53	10.6	0	19
Opponents	5	23	4.6	0	10

Interceptions	no.	yds	avg	td	lg
Lukas Denis	1	0	0.0	0	0
Total	1	0	0.0	0	0
Opponents	4	67	16.8	1	37

Kick Returns	no.	yds	avg	td	lg
Michael Walker	5	146	29.2	0	55
Ben Glines	3	53	17.7	0	24
Kobay White	1	28	28.0	0	28
Total	9	227	25.2	0	55
Opponents	3	48	16.0	0	23

Fumble Returns	no.	yds	avg	td	lg
Total	0	0	0.0	0	0
Opponents	0	0	0.0	0	0

2017 Boston College Football
Boston College Overall Individual Statistics (as of Sep 11, 2017)
All games

Scoring	td	fg	PAT				dpx	saf	pts
			kick	rush	rcv	pass			
Colton Lichtenberg	-	4-4	3-3	-	-	-	-	-	15
Jon Hilliman	1	-	-	-	-	-	-	-	6
Ray Marten	1	-	-	-	-	-	-	-	6
Michael Walker	1	-	-	-	-	-	-	-	6
Total	3	4-4	3-3	-	-	-	-	-	33
Opponents	6	4-5	6-6	-	-	-	-	-	54

Total Offense	g	plays	rush	pass	total	avg/g
Anthony Brown	2	81	18	310	328	164.0
Thadd Smith	2	11	101	0	101	50.5
Jon Hilliman	2	33	81	0	81	40.5
AJ Dillon	2	20	63	0	63	31.5
Darius Wade	1	15	7	44	51	51.0
Jeff Smith	2	3	26	0	26	13.0
Davon Jones	1	3	21	0	21	21.0
Travis Levy	2	3	18	0	18	9.0
Ben Glines	2	1	3	0	3	1.5
Team	2	4	-48	0	-48	-24.0
Total	2	174	290	354	644	322.0
Opponents	2	145	322	354	676	338.0

Field Goals	fg	pct.	01-19	20-29	30-39	40-49	50-99	lg	blk
Colton Lichtenberg	4-4	100.0	0-0	0-0	3-3	1-1	0-0	42	0

FG Sequence	Boston College	Opponents
Northern Illinois	(42),(35),(37)	(32),(21),39
Wake Forest	(30)	(28),(27)

Numbers in (parentheses) indicate field goal was made.

Punting	no.	yds	avg	lg	tb	fc	i20	50+	blk
Mike Knoll	16	650	40.6	53	2	7	6	2	0
Total	16	650	40.6	53	2	7	6	2	0
Opponents	17	701	41.2	54	1	4	5	4	0

Kickoffs	no.	yds	avg	tb	ob	retn	net	ydln
M.Schulze-Geisthovel	9	562	62.4	5	1			
Total	9	562	62.4	5	1	16.0	43.2	21
Opponents	12	706	58.8	0	2	25.2	39.9	25

2017 Boston College Football
Boston College Overall Individual Statistics (as of Sep 11, 2017)
All games

<u>All Purpose</u>	<u>g</u>	<u>rush</u>	<u>rcv</u>	<u>pr</u>	<u>kr</u>	<u>ir</u>	<u>total</u>	<u>avg/g</u>
Michael Walker	2	0	62	53	146	0	261	130.5
Kobay White	2	0	118	0	28	0	146	73.0
Thadd Smith	2	101	0	0	0	0	101	50.5
Jeff Smith	2	26	74	0	0	0	100	50.0
Jon Hilliman	2	81	7	0	0	0	88	44.0
Ben Glines	2	3	10	0	53	0	66	33.0
AJ Dillon	2	63	0	0	0	0	63	31.5
Davon Jones	1	21	9	0	0	0	30	30.0
Travis Levy	2	18	4	0	0	0	22	11.0
Anthony Brown	2	18	0	0	0	0	18	9.0
Chris Garrison	2	0	17	0	0	0	17	8.5
Korab Idrizi	2	0	17	0	0	0	17	8.5
Charlie Callinan	2	0	15	0	0	0	15	7.5
Tom Sweeney	2	0	14	0	0	0	14	7.0
Darius Wade	1	7	0	0	0	0	7	7.0
Ray Marten	2	0	7	0	0	0	7	3.5
Team	2	-48	0	0	0	0	-48	-24.0
Total	2	290	354	53	227	0	924	462.0
Opponents	2	322	354	23	48	67	814	407.0

2017 Boston College Football
Boston College Overall Defensive Statistics (as of Sep 11, 2017)
All games

#	Defensive Leaders	gp	Tackles				tfl/yds	Sacks no-yds	Pass defense			Fumbles		blkd	
			ua	a	tot				int-yds	brup	qbh	rcv-yds	ff	kick	saf
8	Will Harris	2	12	7	19	3.0-8
2	Zach Allen	2	9	8	17	2.0-6
10	Ty Schwab	2	2	12	14
96	Ray Smith	2	3	9	12	0.5-3	0.5-3
5	Kamrin Moore	2	6	5	11	1.0-1	.	.	2
7	Harold Landry	2	6	5	11	2.0-10	1.0-9	.	2
21	Lukas Denis	2	5	5	10	0.5-0	.	1-0	2	.	.	1	.	.	.
20	Isaac Yiadom	2	8	2	10
94	Noa Merritt	2	2	7	9
13	Connor Strachan	2	5	4	9	1.5-5
14	Max Richardson	2	3	6	9	0.5-4	0.5-4	.	1
11	Wyatt Ray	2	1	5	6
48	Tanner Karafa	2	3	1	4	1.0-4	.	.	1
24	Taj-Amir Torres	2	3	.	3
75	Chris Lindstrom	2	1	.	1
92	Kevin Cohee	2	1	.	1
34	Timi Tijani	3	1	.	1
49	Kevin Bletzer	2	1
Total		2	71	76	147	12-41	2-16	1-0	9	.	.	1	.	.	.
Opponents		2	102	68	170	18-48	2-15	4-67	9	5	1-0	1	.	.	.

**2017 Boston College Football
Boston College Team Game-by-Game (as of Sep 11, 2017)
All games**

TEAM STATISTICS

Date	Opponent	Rushing				Receiving				Passing				Kick Returns				Punt Returns				tot off
		no.	yds	td	lg	no.	yds	td	lg	cmp-att-int	yds	td	lg	no.	yds	td	lg	no.	yds	td	lg	
Sep 01	at Northern Illinois	50	148	0	23	26	191	2	21	26-42-1	191	2	21	4	81	0	28	1	11	0	11	339
Sep 09	WAKE FOREST	41	142	0	32	18	163	1	23	18-41-3	163	1	23	5	146	0	55	4	42	0	19	305
Boston College		91	290	0	32	44	354	3	23	44-83-4	354	3	23	9	227	0	55	5	53	0	19	644
		87	322	2	60	29	354	3	46	29-58-1	354	3	46	3	48	0	23	5	23	0	10	676

Games: 2 • Avg/rush: 3.2 • Avg/catch: 8.0 • Pass effic: 91.13 • KR avg: 25.2 • PR avg: 10.6 • All purpose avg/game: 462.0 • Total offense avg/gm: 322.0

Date	Opponent	Tackles				Sacks	Fumble		Pass Defense			blkd	PAT Attempts			off			
		ua	a	total	tfl-yds	no-yds	ff	fr-yds	int-yds	qbh	brup	kick	kick	rush	rcv	saf	t/o	pts	
Sep 01	at Northern Illinois	33	30	63	2.0-4	0.0-0	0	0-0	1-0	0	5	0	2-2	0	0	0	0	0	23
Sep 09	WAKE FOREST	38	46	84	10.0-37	2.0-16	1	0-0	0-0	0	4	0	1-1	0	0	0	0	10	
Boston College		71	76	147	12.0-41	2.0-16	1	0-0	1-0	0	9	0	3-3	0	0	0	0	33	
		102	68	170	18.0-48	2.0-15	1	1-0	4-67	5	9	0	6-6	0	0	0	24	54	

Date	Opponent	Punting							Field Goals			Kickoffs						
		no.	yds	avg	long	blkd	tb	fc	50+	i20	md-att	long	blkd	no.	yds	avg	tb	ob
Sep 01	at Northern Illinois	9	348	38.7	53	0	0	4	1	4	3-3	42	0	6	376	62.7	3	0
Sep 09	WAKE FOREST	7	302	43.1	53	0	2	3	1	2	1-1	30	0	3	186	62.0	2	1
Boston College		16	650	40.6	53	0	2	7	2	6	4-4	42	0	9	562	62.4	5	1
		17	701	41.2	54	0	1	4	4	5	4-5	32	0	12	706	58.8	0	2

2017 Boston College Football
Boston College Opponent Game-by-Game (as of Sep 11, 2017)
All games

OPPONENT STATISTICS

Date	Opponent	Rushing				Receiving				Passing				Kick Returns				Punt Returns				tot off
		no.	yds	td	lg	no.	yds	td	lg	cmp-att-int	yds	td	lg	no.	yds	td	lg	no.	yds	td	lg	
Sep 01	at Northern Illinois	35	164	0	60	16	203	2	46	16-39-1	203	2	46	3	48	0	23	3	17	0	10	367
Sep 09	WAKE FOREST	52	158	2	29	13	151	1	23	13-19-0	151	1	23	0	0	0	0	2	6	0	9	309
Opponents		87	322	2	60	29	354	3	46	29-58-1	354	3	46	3	48	0	23	5	23	0	10	676
		91	290	0	32	44	354	3	23	44-83-4	354	3	23	9	227	0	55	5	53	0	19	644

Games: 2 • Avg/rush: 3.7 • Avg/catch: 12.2 • Pass effic: 114.89 • KR avg: 16.0 • PR avg: 4.6 • All purpose avg/game: 407.0 • Total offense avg/gm: 338.0

Date	Opponent	Tackles				Sacks	Fumble		Pass Defense			blkd	PAT Attempts			off		
		ua	a	total	tfl-yds	no-yds	ff	fr-yds	int-yds	qbh	brup	kick	kick	rush	rcv	saf	t/o	pts
Sep 01	at Northern Illinois	54	38	92	12.0-39	2.0-15	0	0-0	1-0	0	4	0	2-2	0	0	0	3	20
Sep 09	WAKE FOREST	48	30	78	6.0-9	0.0-0	1	1-0	3-67	5	5	0	4-4	0	0	0	21	34
Opponents		102	68	170	18.0-48	2.0-15	1	1-0	4-67	5	9	0	6-6	0	0	0	24	54
		71	76	147	12.0-41	2.0-16	1	0-0	1-0	0	9	0	3-3	0	0	0	0	33

Date	Opponent	Punting							Field Goals			Kickoffs						
		no.	yds	avg	long	blkd	tb	fc	50+	i20	md-att	long	blkd	no.	yds	avg	tb	ob
Sep 01	at Northern Illinois	8	327	40.9	51	0	1	2	1	1	2-3	32	0	5	301	60.2	0	1
Sep 09	WAKE FOREST	9	374	41.6	54	0	0	2	3	4	2-2	28	0	7	405	57.9	0	1
Opponents		17	701	41.2	54	0	1	4	4	5	4-5	32	0	12	706	58.8	0	2
		16	650	40.6	53	0	2	7	2	6	4-4	42	0	9	562	62.4	5	1

2017 Boston College Football
Boston College Team Game-by-Game Comparison (as of Sep 11, 2017)
All games

Opponent	Score	First Downs				Pen	Rushing Number-Yards	Passing		Total Offense Plays-Yards	Return Yards	Turn- Overs
		Total	Rush	Pass	Comp-Att-Int			Yards				
Northern Illinois	23 - 20	21 / 18	11 / 5	8 / 10	2 / 3	50-148 / 35-164	26-42-1 / 16-39-1	191 / 203	92-339 / 74-367	92 / 65	1 / 1	
WAKE FOREST	10 - 34	19 / 15	10 / 8	8 / 7	1 / 0	41-142 / 52-158	18-41-3 / 13-19-0	163 / 151	82-305 / 71-309	188 / 73	4 / 0	
Totals	33 - 54	40 / 33	21 / 13	16 / 17	3 / 3	91-290 / 87-322	44-83-4 / 29-58-1	354 / 354	174-644 / 145-676	280 / 138	5 / 1	

Opponent	3rd Down Conversions	4th Down Conversions	Time of Possession	TOP Margin	Avg Yds/Rush	Avg Yds/Pass	Avg Yds/Play	Punting Number-Avg	Penalties Number-Yards	Sacks
Northern Illinois	9-24 / 2-15	2-2 / 1-2	33:39 / 26:21	7:18	3.0 / 4.7	4.5 / 5.2	3.7 / 5.0	9-38.7 / 8-40.9	8-79 / 8-70	0 / 2
WAKE FOREST	6-17 / 7-18	0-2 / 0-0	26:47 / 33:13	-6:26	3.5 / 3.0	4.0 / 7.9	3.7 / 4.4	7-43.1 / 9-41.6	0-0 / 5-40	2 / 0
Totals	15-41 / 9-33	2-4 / 1-2	60:26 / 59:34	0:52	3.2 / 3.7	4.3 / 6.1	3.7 / 4.7	16-40.6 / 17-41.2	8-79 / 13-110	2 / 2

Note: Game totals are displayed in the format TEAM/OPPONENT for each category

**2017 Boston College Football
Boston College Game Superlatives (as of Sep 11, 2017)
All games**

INDIVIDUAL GAME HIGHS

Rushes	25	Jon Hilliman at Northern Illinois (Sep 01, 2017)
Yards Rushing	58	Jon Hilliman at Northern Illinois (Sep 01, 2017)
Long Rush	32	Thadd Smith vs Wake Forest (Sep 09, 2017)
Pass attempts	42	Anthony Brown at Northern Illinois (Sep 01, 2017)
Pass completions	26	Anthony Brown at Northern Illinois (Sep 01, 2017)
Yards Passing	191	Anthony Brown at Northern Illinois (Sep 01, 2017)
TD Passes	2	Anthony Brown at Northern Illinois (Sep 01, 2017)
Long Pass	23	Anthony Brown vs Wake Forest (Sep 09, 2017)
Receptions	8	Michael Walker at Northern Illinois (Sep 01, 2017)
Yards Receiving	76	Kobay White at Northern Illinois (Sep 01, 2017)
TD Receptions	1	Michael Walker at Northern Illinois (Sep 01, 2017)
	1	Ray Marten at Northern Illinois (Sep 01, 2017)
	1	Jon Hilliman vs Wake Forest (Sep 09, 2017)
Long Reception	23	Jeff Smith vs Wake Forest (Sep 09, 2017)
Field Goals	3	Colton Lichtenberg at Northern Illinois (Sep 01, 2017)
Long Field Goal	42	Colton Lichtenberg at Northern Illinois (Sep 01, 2017)
Punts	9	Mike Knoll at Northern Illinois (Sep 01, 2017)
Punting Avg	43.1	Mike Knoll vs Wake Forest (Sep 09, 2017)
Long Punt	53	Mike Knoll at Northern Illinois (Sep 01, 2017)
	53	Mike Knoll vs Wake Forest (Sep 09, 2017)
Punts inside 20	4	Mike Knoll at Northern Illinois (Sep 01, 2017)
Long Punt Return	19	Michael Walker vs Wake Forest (Sep 09, 2017)
Long Kickoff Return	55	Michael Walker vs Wake Forest (Sep 09, 2017)
Tackles	10	Will Harris at Northern Illinois (Sep 01, 2017)
Sacks	1.0	Harold Landry vs Wake Forest (Sep 09, 2017)
Tackles For Loss	2.0	Harold Landry vs Wake Forest (Sep 09, 2017)
	2.0	Will Harris vs Wake Forest (Sep 09, 2017)
	2.0	Zach Allen vs Wake Forest (Sep 09, 2017)
Interceptions	1	Lukas Denis at Northern Illinois (Sep 01, 2017)

**2017 Boston College Football
Boston College Game Superlatives (as of Sep 11, 2017)
All games**

TEAM GAME HIGHS

Rushes	50	at Northern Illinois (Sep 01, 2017)
Yards Rushing	148	at Northern Illinois (Sep 01, 2017)
Yards Per Rush	3.5	vs Wake Forest (Sep 09, 2017)
Pass attempts	42	at Northern Illinois (Sep 01, 2017)
Pass completions	26	at Northern Illinois (Sep 01, 2017)
Yards Passing	191	at Northern Illinois (Sep 01, 2017)
Yards Per Pass	4.5	at Northern Illinois (Sep 01, 2017)
TD Passes	2	at Northern Illinois (Sep 01, 2017)
Total Plays	92	at Northern Illinois (Sep 01, 2017)
Total Offense	339	at Northern Illinois (Sep 01, 2017)
Yards Per Play	3.7	vs Wake Forest (Sep 09, 2017)
Points	23	at Northern Illinois (Sep 01, 2017)
Sacks By	2	vs Wake Forest (Sep 09, 2017)
First Downs	21	at Northern Illinois (Sep 01, 2017)
Penalties	8	at Northern Illinois (Sep 01, 2017)
Penalty Yards	79	at Northern Illinois (Sep 01, 2017)
Turnovers	4	vs Wake Forest (Sep 09, 2017)
Interceptions By	1	at Northern Illinois (Sep 01, 2017)
Punts	9	at Northern Illinois (Sep 01, 2017)
Punting Avg	43.1	vs Wake Forest (Sep 09, 2017)
Long Punt	53	at Northern Illinois (Sep 01, 2017)
	53	vs Wake Forest (Sep 09, 2017)
Punts inside 20	4	at Northern Illinois (Sep 01, 2017)
Long Punt Return	19	vs Wake Forest (Sep 09, 2017)

**2017 Boston College Football
Boston College Game Superlatives (as of Sep 11, 2017)
All games**

OPPONENT INDIVIDUAL GAME HIGHS

Rushes	20	Wolford, J, vs Wake Forest (Sep 09, 2017)
Yards Rushing	99	GRAHAM, Ryan, at Northern Illinois (Sep 01, 2017)
TD Rushes	1	Carney, C, vs Wake Forest (Sep 09, 2017)
	1	Wolford, J, vs Wake Forest (Sep 09, 2017)
Long Rush	60	GRAHAM, Ryan, at Northern Illinois (Sep 01, 2017)
Pass attempts	38	GRAHAM, Ryan, at Northern Illinois (Sep 01, 2017)
Pass completions	15	GRAHAM, Ryan, at Northern Illinois (Sep 01, 2017)
Yards Passing	190	GRAHAM, Ryan, at Northern Illinois (Sep 01, 2017)
TD Passes	2	GRAHAM, Ryan, at Northern Illinois (Sep 01, 2017)
Long Pass	46	GRAHAM, Ryan, at Northern Illinois (Sep 01, 2017)
Receptions	6	BEEBE, Chad, at Northern Illinois (Sep 01, 2017)
	6	Dortch, G, vs Wake Forest (Sep 09, 2017)
Yards Receiving	93	BEEBE, Chad, at Northern Illinois (Sep 01, 2017)
TD Receptions	1	WIMANN, Shane, at Northern Illinois (Sep 01, 2017)
	1	BROWN, D.J., at Northern Illinois (Sep 01, 2017)
	1	Dortch, G, vs Wake Forest (Sep 09, 2017)
Long Reception	46	BEEBE, Chad, at Northern Illinois (Sep 01, 2017)
Field Goals	2	HAGAN, Christia, at Northern Illinois (Sep 01, 2017)
	2	Weaver, M, vs Wake Forest (Sep 09, 2017)
Long Field Goal	32	HAGAN, Christia, at Northern Illinois (Sep 01, 2017)
Punts	9	Maggio, D, vs Wake Forest (Sep 09, 2017)
Punting Avg	41.6	Maggio, D, vs Wake Forest (Sep 09, 2017)
Long Punt	54	Maggio, D, vs Wake Forest (Sep 09, 2017)
Punts inside 20	4	Maggio, D, vs Wake Forest (Sep 09, 2017)
Long Punt Return	10	BEEBE, Chad, at Northern Illinois (Sep 01, 2017)
Long Kickoff Return	23	BLAKE, Christia, at Northern Illinois (Sep 01, 2017)
Tackles	17	PUGH, Kyle, at Northern Illinois (Sep 01, 2017)
Sacks	1.0	SMITH, Sutton, at Northern Illinois (Sep 01, 2017)
	1.0	BROWN, Drequan, at Northern Illinois (Sep 01, 2017)
Tackles For Loss	5.0	SMITH, Sutton, at Northern Illinois (Sep 01, 2017)
Interceptions	1	PUGH, Kyle, at Northern Illinois (Sep 01, 2017)
	1	Glenn, C, vs Wake Forest (Sep 09, 2017)
	1	Bates, J, vs Wake Forest (Sep 09, 2017)
	1	Bassey, E, vs Wake Forest (Sep 09, 2017)

**2017 Boston College Football
Boston College Game Superlatives (as of Sep 11, 2017)
All games**

OPPONENT TEAM GAME HIGHS

Rushes	52	vs Wake Forest (Sep 09, 2017)
Yards Rushing	164	at Northern Illinois (Sep 01, 2017)
Yards Per Rush	4.7	at Northern Illinois (Sep 01, 2017)
TD Rushes	2	vs Wake Forest (Sep 09, 2017)
Pass attempts	39	at Northern Illinois (Sep 01, 2017)
Pass completions	16	at Northern Illinois (Sep 01, 2017)
Yards Passing	203	at Northern Illinois (Sep 01, 2017)
Yards Per Pass	7.9	vs Wake Forest (Sep 09, 2017)
TD Passes	2	at Northern Illinois (Sep 01, 2017)
Total Plays	74	at Northern Illinois (Sep 01, 2017)
Total Offense	367	at Northern Illinois (Sep 01, 2017)
Yards Per Play	5.0	at Northern Illinois (Sep 01, 2017)
Points	34	vs Wake Forest (Sep 09, 2017)
Sacks By	2	at Northern Illinois (Sep 01, 2017)
First Downs	18	at Northern Illinois (Sep 01, 2017)
Penalties	8	at Northern Illinois (Sep 01, 2017)
Penalty Yards	70	at Northern Illinois (Sep 01, 2017)
Turnovers	1	at Northern Illinois (Sep 01, 2017)
Interceptions By	3	vs Wake Forest (Sep 09, 2017)
Punts	9	vs Wake Forest (Sep 09, 2017)
Punting Avg	41.6	vs Wake Forest (Sep 09, 2017)
Long Punt	54	vs Wake Forest (Sep 09, 2017)
Punts inside 20	4	vs Wake Forest (Sep 09, 2017)
Long Punt Return	10	at Northern Illinois (Sep 01, 2017)

2017 Boston College Football
Boston College By-Quarter Statistics (as of Sep 11, 2017)
All games

3rd-Down Conversions

Date	Opponent	Score	Overall	1st Qtr	2nd Qtr	3rd Qtr	4th Qtr	Overtime
Sep 01, 2017	at Northern Illinois	W 23-20	9-24 37.5	2-6 33.3	4-7 57.1	3-5 60.0	0-6 0.0	
Sep 09, 2017	WAKE FOREST	L 10-34	6-17 35.3	0-4 0.0	4-7 57.1	0-2 0.0	2-4 50.0	
	Boston College		15-41 36.6	2-10 20.0	8-14 57.1	3-7 42.9	2-10 20.0	0-0 0.0
	Opponents		9-33 27.3	1-7 14.3	2-8 25.0	2-7 28.6	4-11 36.4	0-0 0.0

4th-Down Conversions

Date	Opponent	Score	Overall	1st Qtr	2nd Qtr	3rd Qtr	4th Qtr	Overtime
Sep 01, 2017	at Northern Illinois	W 23-20	2-2 100.0	0-0 0.0	0-0 0.0	0-0 0.0	2-2 100.0	
Sep 09, 2017	WAKE FOREST	L 10-34	0-2 0.0	0-0 0.0	0-0 0.0	0-1 0.0	0-1 0.0	
	Boston College		2-4 50.0	0-0 0.0	0-0 0.0	0-1 0.0	2-3 66.7	0-0 0.0
	Opponents		1-2 50.0	0-0 0.0	0-0 0.0	0-0 0.0	1-2 50.0	0-0 0.0

Time of Possession

Date	Opponent	Score	Overall	1st Qtr	2nd Qtr	3rd Qtr	4th Qtr	Overtime
Sep 01, 2017	at Northern Illinois	W 23-20	33:39	8:16	10:05	6:40	8:38	
Sep 09, 2017	WAKE FOREST	L 10-34	26:47	6:54	8:43	6:24	4:46	
	Boston College	Total	60:26	15:10	18:48	13:04	13:24	0:00
		Avg.	30:13	7:35	9:24	6:32	6:42	0:00
	Opponents	Total	59:34	14:50	11:12	16:56	16:36	0:00
		Avg.	29:47	7:25	5:36	8:28	8:18	0:00

**2017 Boston College Football
Boston College Red-Zone Results (as of Sep 11, 2017)
All games**

Boston College Inside Opponent Red-Zone

Date	Opponent	Score	Times In RZ	Times Scored	Total Pts	Rush TDs	Pass TDs	FGs Made	Failed to score inside RZ						
									FGA	Down	Int	Fumb	Half	Game	
Sep 01, 2017	at Northern Illinois	W 23-20	4	4	20	2	0	2	2	0	0	0	0	0	0
Sep 09, 2017	WAKE FOREST	L 10-34	2	2	10	1	0	1	1	0	0	0	0	0	0
Totals			6	6	30	3	0	3	3	0	0	0	0	0	0
6 of 6 (100.0%)															

Opponents Inside Boston College Red-Zone

Date	Opponent	Score	Times In RZ	Times Scored	Total Pts	Rush TDs	Pass TDs	FGs Made	Failed to score inside RZ						
									FGA	Down	Int	Fumb	Half	Game	
Sep 01, 2017	at Northern Illinois	W 23-20	4	4	20	2	0	2	2	0	0	0	0	0	0
Sep 09, 2017	WAKE FOREST	L 10-34	4	4	20	2	1	1	2	0	0	0	0	0	0
Totals			8	8	40	4	1	3	4	0	0	0	0	0	0
8 of 8 (100.0%)															

2017 Boston College Football
Boston College Passing Game-by-Game (as of Sep 11, 2017)
All games

#1B Brown,A	Comp	Att	Int	Pct	Yards	TD	Long	Sacked	Effic
Northern Illinois	26	42	1	61.9	191	2	21	2-15	111.06
Wake Forest	11	29	3	37.9	119	1	23	0-0	63.09
TOTALS	37	71	4	52.1	310	3	23	2-15	91.46

#4 Wade,D	Comp	Att	Int	Pct	Yards	TD	Long	Sacked	Effic
Wake Forest	7	12	0	58.3	44	0	15	0-0	89.13
TOTALS	7	12	0	58.3	44	0	15	0-0	89.13

2017 Boston College Football
Boston College Rushing/Receiving Game-by-Game (as of Sep 11, 2017)
All games

RUSHING	No-Yds/TD	NIU	WF
Smith, T WR	11-101/0	6-55/0	5-46/0
Hilliman, J RB	33-81/0	25-58/0	8-23/0
Dillon, A RB	20-63/0	5-20/0	15-43/0
Smith, J WR	3-26/0	3-26/0	-
Jones, D RB	3-21/0	DNP	3-21/0
Brown, A QB	10-18/0	7-10/0	3-8/0
Levy, T RB	3-18/0	-	3-18/0
Wade, D QB	3-7/0	DNP	3-7/0
Glines, B WR	1-3/0	1-3/0	-
Team	4--48/0	3--24/0	1--24/0

RECEIVING	No-Yds/TD	NIU	WF
White, K WR	10-118/0	6-76/0	4-42/0
Smith, J WR	8-74/0	3-18/0	5-56/0
Walker, M WR	10-62/1	8-50/1	2-12/0
Idrizi, K TE	2-17/0	2-17/0	-
Garrison, C WR	1-17/0	1-17/0	-
Callinan, C WR	2-15/0	1-5/0	1-10/0
Sweeney, T TE	1-14/0	-	1-14/0
Glines, B WR	1-10/0	-	1-10/0
Jones, D RB	2-9/0	DNP	2-9/0
Hilliman, J RB	4-7/1	3-1/0	1-6/1
Marten, R TE	2-7/1	2-7/1	-
Levy, T RB	1-4/0	-	1-4/0

2017 Boston College Football
Boston College All-Purpose Yards Game-by-Game (as of Sep 11, 2017)
All games

ALL-PURPOSE YARDS	Total	NIU	WF
Walker,M	261	61	200
White,K	146	104	42
Smith,T	101	55	46
Smith,J	100	44	56
Hilliman,J	88	59	29
Glines,B	66	56	10
Dillon,A	63	20	43
Jones,D	30	DNP	30
Levy,T	22	-	22
Brown,A	18	10	8
Garrison,C	17	17	-
Idrizi,K	17	17	-
Callinan,C	15	5	10
Sweeney,T	14	-	14
Marten,R	7	7	-
Wade,D	7	DNP	7
Team	-48	-24	-24

2017 Boston College Football
Boston College Total Tackles Game-by-Game (as of Sep 11, 2017)
All games

Total Tackles	UA-A	Total	NIU	WF
Harris,W DB	12-7	19	7-3	5-4
Allen,Z DL	9-8	17	4-5	5-3
Schwab,T LB	2-12	14	1-5	1-7
Smith,R DL	3-9	12	1-2	2-7
Landry,H DL	6-5	11	3-3	3-2
Moore,K DB	6-5	11	3-3	3-2
Yiadam,I DB	8-2	10	4-2	4-0
Denis,L DB	5-5	10	2-2	3-3
Richardson,M LB	3-6	9	1-1	2-5
Strachan,C LB	5-4	9	1-1	4-3
Merritt,N DL	2-7	9	1-3	1-4
Ray,W DL	1-5	6	-	1-5
Karafa,T DL	3-1	4	1-0	2-1
Torres,T DB	3-0	3	3-0	-
Tijani,T DB	1-0	1	-	-
Lindstrom,C	1-0	1	-	1-0
Cohee,K DL	1-0	1	-	1-0

2017 Boston College Football
Boston College Sacks Game-by-Game (as of Sep 11, 2017)
All games

<u>SACKS</u>	<u>UA-A</u>	<u>Total</u>	<u>NIU</u>	<u>WF</u>
Landry,H DL	1-0	1.0	-	1.0-9
Smith,R DL	0-1	0.5	-	0.5-3
Richardson,M LB	0-1	0.5	-	0.5-4

2017 Boston College Football
Boston College Tackle For Loss Game-by-Game (as of Sep 11, 2017)
All games

TACKLES FOR LOSS	UA-A	Total	NIU	WF
Harris,W DB	3-0	3.0	1.0-3	2.0-5
Landry,H DL	2-0	2.0	-	2.0-10
Allen,Z DL	2-0	2.0	-	2.0-6
Strachan,C LB	1-1	1.5	0.5-1	1.0-4
Moore,K DB	1-0	1.0	-	1.0-1
Karafa,T DL	1-0	1.0	-	1.0-4
Richardson,M LB	0-1	0.5	-	0.5-4
Smith,R DL	0-1	0.5	-	0.5-3
Denis,L DB	0-1	0.5	0.5-0	-

2017 Boston College Football
Boston College Fumbles Game-by-Game (as of Sep 11, 2017)
All games

<u>FUMBLES</u>	<u>No-Lost</u>	<u>NIU</u>	<u>WF</u>
Hilliman,J RB	1-1	-	1-1
Team	1-0	-	1-0

<u>FUMBLES FORCED</u>	<u>Number</u>	<u>NIU</u>	<u>WF</u>
Denis,L	1	-	1

<u>FUMBLES RECOVERED</u>	<u>Number</u>	<u>NIU</u>	<u>WF</u>
--------------------------	---------------	------------	-----------

2017 Boston College Football
Boston College Games Played (as of Sep 11, 2017)
All games

##	PLAYER	GP-GS	NIU	WF
2	Allen,Z	2/2	START	START
25	Attrach,M EI	2/-	XXX	XXX
77	Baker,J	1/1	START	...
49	Bletzer,K	2/-	XXX	XXX
82	Borgensen,N	2/-	XXX	XXX
1B	Brown,A	2/2	START	START
84	Burt,J	2/-	XXX	XXX
83	Callinan,C	2/2	START	START
47	Cardinal,C	2/-	XXX	XXX
4C	Cheevers,H	2/-	XXX	XXX
92	Cohee,K	2/-	XXX	XXX
65	Conte,R	2/-	XXX	XXX
21	Denis,L	2/2	START	START
2D	Dillon,A	2/-	XXX	XXX
81	Garrison,C	2/2	START	START
19	Glines,B	2/-	XXX	XXX
8	Harris,W	2/2	START	START
32	Hilliman,J	2/2	START	START
85	Idrizi,K	2/-	XXX	XXX
16	Jones,D	1/-	...	XXX
48	Karafa,T	2/-	XXX	XXX
98	Knoll,M	2/-	XXX	XXX
28	Lamot,J	2/-	XXX	XXX
7	Landry,H	2/2	START	START
74	Lazard,M	2/2	START	START
35	Levy,T	2/-	XXX	XXX
1L	Lewis,C	1/-	...	XXX
99	Lichtenberg,C	2/-	XXX	XXX
72	Lindstrom,A	1/-	XXX	...
75	Lindstrom,C	2/2	START	START
86	Marten,R	2/-	XXX	XXX
46	Martin,J	2/-	XXX	XXX
37	McClary,G	2/-	XXX	XXX
5M	McDuffie,I	2/-	XXX	XXX
94	Merritt,N	2/2	START	START
67	Monteiro,A	2/2	START	START
5	Moore,K	2/2	START	START
66	Palazzolo,A	2/-	XXX	XXX
64	Petrula,B	1/1	...	START
70	Phillips,J	2/1	XXX	START
11	Ray,W	2/-	XXX	XXX
14	Richardson,M	2/2	START	START
1	Robinson,E	1/-	...	XXX
73	Schmal,S	2/1	START	XXX
91	Schulze-Geistho	2/-	XXX	XXX
10	Schwab,T	2/2	START	START
6	Smith,J	2/-	XXX	XXX

2017 Boston College Football
Boston College Games Played (as of Sep 11, 2017)
All games

##	PLAYER	GP-GS	NIU	WF
96	Smith,R	2/2	START	START
18	Smith,T	2/2	START	START
13	Strachan,C	2/2	START	START
89	Sweeney,T	2/2	START	START
3T	Tijani,T	3/-	XXX	XXX
24	Torres,T	2/-	XXX	XXX
4V	Vitiello,J	1/-	XXX	...
4	Wade,D	1/-	...	XXX
3	Walker,M	2/-	XXX	XXX
9	White,K	2/-	XXX	XXX
20	Yiadam,I	2/2	START	START

Box Score (Final)
2017 Boston College Football
Boston College vs Northern Illinois (Sep 01, 2017 at DeKalb, Ill.)

Score by Quarters	1	2	3	4	Total
Boston College	3	10	7	3	23
Northern Illinois	3	7	7	3	20

Qtr Time Scoring play

1st	07:00	NIU - HAGAN, Christia 32 yd field goal, 7-45 3:09
	00:09	BC - Colton Lichtenberg 42 yd field goal, 8-34 2:17
2nd	14:56	NIU - BROWN, D.J. 15 yd pass from GRAHAM, Ryan (HAGAN, Christia kick), 2-75 0:13
	02:05	BC - Colton Lichtenberg 35 yd field goal, 13-63 4:27
	00:30	BC - Michael Walker 5 yd pass from Anthony Brown (Colton Lichtenberg kick), 6-50 1:04
3rd	07:48	BC - Ray Marten 4 yd pass from Anthony Brown (Colton Lichtenberg kick), 8-59 2:57
	02:15	NIU - WIMANN, Shane 7 yd pass from GRAHAM, Ryan (HAGAN, Christia kick), 13-75 5:28
4th	14:18	NIU - HAGAN, Christia 21 yd field goal, 5-53 1:47
	02:13	BC - Colton Lichtenberg 37 yd field goal, 13-46 5:04

	BC	NIU
FIRST DOWNS	21	18
RUSHES-YARDS (NET)	50-148	35-164
PASSING YDS (NET)	191	203
Passes Att-Comp-Int	42-26-1	39-16-1
TOTAL OFFENSE PLAYS-YARDS	92-339	74-367
Fumble Returns-Yards	0-0	0-0
Punt Returns-Yards	1-11	3-17
Kickoff Returns-Yards	4-81	3-48
Interception Returns-Yards	1-0	1-0
Punts (Number-Avg)	9-38.7	8-40.9
Fumbles-Lost	0-0	0-0
Penalties-Yards	8-79	8-70
Possession Time	33:39	26:21
Third-Down Conversions	9 of 24	2 of 15
Fourth-Down Conversions	2 of 2	1 of 2
Red-Zone Scores-Chances	4-4	4-4
Sacks By: Number-Yards	0-0	2-15

RUSHING: Boston College-Jon Hilliman 25-58; Thadd Smith 6-55; Jeff Smith 3-26; AJ Dillon 5-20; Anthony Brown 7-10; Ben Glines 1-3; Team 3-minus 24. Northern Illinois-GRAHAM, Ryan 12-99; JONES, Marcus 11-48; HUFF, Jordan 5-9; BROWN, D.J. 2-7; BLAKE, Christia 2-6; TEAM 1-minus 1; BEEBE, Chad 1-minus 1; MISTER, Tommy 1-minus 3.

PASSING: Boston College-Anthony Brown 26-42-1-191. Northern Illinois-GRAHAM, Ryan 15-38-1-190; BLAKE, Christia 1-1-0-13.

RECEIVING: Boston College-Michael Walker 8-50; Kobay White 6-76; Jeff Smith 3-18; Jon Hilliman 3-1; Korab Idrizi 2-17; Ray Marten 2-7; Chris Garrison 1-17; Charlie Callinan 1-5. Northern Illinois-BEEBE, Chad 6-93; WIMANN, Shane 4-37; TEARS, Spencer 3-29; BROWN, D.J. 2-31; GRAHAM, Ryan 1-13.

INTERCEPTIONS: Boston College-Lukas Denis 1-0. Northern Illinois-PUGH, Kyle 1-0.

FUMBLES: Boston College-None. Northern Illinois-None.

Boston College (1-0) vs. Northern Illinois (0-1)

Date: Sep 01, 2017 • Site: DeKalb, Ill. • Stadium: Huskie Stadium
 Attendance: 16421

Kickoff time: 8:32 • End of Game: 12:00 • Total elapsed time: 3:28
 Officials: Referee: Jeff Maconaghy; Umpire: Danny Worrell; Linesman: Matt Fitzgerald;
 Line judge: Hugh Campbell; Back judge: Keith Parham; Field judge: Kip Johnson;
 Side judge: Jamal Shears; Center judge: Marcus Woods;
 Temperature: 56 • Wind: 6 NE • Weather: Clear

SACKS (UA-A): Boston College-None. Northern Illinois-SMITH, Sutton 1-0; BROWN, Drequan 1-0.

TACKLES (UA-A): Boston College-Will Harris 7-3; Zach Allen 4-5; Isaac Yiadom 4-2; Harold Landry 3-3; Kamrin Moore 3-3; Ty Schwab 1-5; Lukas Denis 2-2; Noa Merritt 1-3; Taj-Amir Torres 3-0; Ray Smith 1-2; Max Richardson 1-1; Connor Strachan 1-1; Tanner Karafa 1-0; Timi Tijani 1-0. Northern Illinois-PUGH, Kyle 6-11; JONES, Bobby 10-6; JOHNSON, Jawuan 7-3; SMITH, Sutton 5-1; SMALLS, Albert 3-3; WILLIAMS, Mykel 5-0; ALLEN, Mycial 2-3; ABRESCH, Jackso 3-1; EMBRY, Jalen 3-1; SCHWAB, Alex 1-2; SANDERS, Joe 2-0; JONES-DAVIS A 2-0; LURRY, Shawun 1-1; CORCORAN, Josh 1-1; FOSTER, Traysho 1-1; BROWN, Drequan 1-0; HUFF, Jordan 1-0; LEE, William 0-1; WEBSTER, Devin 0-1; HEFLIN, Jack 0-1; LEROY, Ben 0-1.

Game Starters:

Boston College

Pos	##	OFFENSE
LT	67	Aaron Monteiro
LG	73	Sam Schmal
C	77	Jon Baker
RG	75	Chris Lindstrom
RT	74	Marcell Lazard
WR	83	Charlie Callinan
TE	81	Chris Garrison
RB	32	Jon Hilliman
QB	1B	Anthony Brown
TE	89	Tom Sweeney
WR	18	Thadd Smith

Pos	##	DEFENSE
DE	2	Zach Allen
DT	94	Noa Merritt
NT	96	Ray Smith
DE	7	Harold Landry
LB	13	Connor Strachan
LB	14	Max Richardson
LB	10	Ty Schwab
CB	20	Isaac Yiadom
SS	8	Will Harris
FS	21	Lukas Denis
CB	5	Kamrin Moore

Northern Illinois

Pos	##	OFFENSE
WR	14	TEARS, Spencer
RT	56	ROBERTS, Ryan
WR	82	BEEBE, Chad
TE	35	WIMANN, Shane
TE	89	BRINKMAN, Mitch
RB	21	JONES, Marcus
QB	17	GRAHAM, Ryan
LT	73	SCHARPING, Max
LG	72	STECKLER, Jorda
C	64	SHIVELY, Luke
RG	65	VELOZ, Nathan

Pos	##	DEFENSE
DE	15	SMITH, Sutton
DT	99	LEROY, Ben
DT	98	HEFLIN, Jack
DE	12	CORCORAN, Josh
LB	6	JONES, Bobby
LB	57	PUGH, Kyle
LB	7	JOHNSON, Jawuan
CB	19	LURRY, Shawun
S	8A	WILLIAMS, Mykel
S	20	ALLEN, Mycial
CB	1	SMALLS, Albert

Boston College: 2D-AJ Dillon, 3-Michael Walker, 3T-Timi Tijani, 4C-Hamp Cheevers, 4V-Joseph Vitiello, 5M-Isaiah McDuffie, 6-Jeff Smith, 9-Kobay White, 11-Wyatt Ray, 19-Ben Glines, 24-Taj-Amir Torres, 25-Mehdi El Attrach, 28-John Lamot, 34-Timi Tijani, 35-Travis Levy, 37-Gabriel McClary, 46-Jimmy Martin, 47-Colton Cardinal, 48-Tanner Karafa, 49-Kevin Bletzer, 65-Ryan Conte, 66-Anthony Palazzolo, 70-John Phillips, 72-Alec Lindstrom, 82-Nolan Borgensen, 84-Jake Burt, 85-Korab Idrizi, 86-Ray Marten, 91-M.Schulze-Geisthovel, 92-Kevin Cohee, 98-Mike Knoll, 99-Colton Lichtenberg.

Northern Illinois: 1E-CHILDERS, Marcu, 1A-TUCKER, Cole, 1B-THOMPSON, Antho, 2A-THOMAS, Dillon, 2-PARKER, Jonatha, 3A-EMBRY, Jalen, 3D-DEVEAUX, Lance, 4-BLAKE, Christia, 9A-SANDERS, Joe, 9-WESLEY, Jauan, 10-BROWN, D.J., 11-FOSTER, Traysho, 13-ABRESCH, Jackso, 18-SCHWAB, Alex, 23-HUFF, Jordan, 26-MISTER, Tommy, 34-HAGAN, Christia, 36-FERENGE, Matt, 40-BROWN, Drequan, 48-JONES-DAVIS A, 90-LEE, William, 94-WEBSTER, Devin.

Box Score (Final)
2017 Boston College Football
Wake Forest vs Boston College (Sep 09, 2017 at Chestnut Hill, Mass.)

Score by Quarters	1	2	3	4	Total
Wake Forest	7	14	10	3	34
Boston College	0	7	3	0	10

Qtr Time Scoring play

1st	01:28	WF - Dortch, G 9 yd pass from Wolford, J (Weaver, M kick), 4-26 1:17
2nd	10:20	WF - Wolford, J 29 yd run (Weaver, M kick), 8-64 2:56
	03:13	BC - Jon Hilliman 6 yd pass from Anthony Brown (Colton Lichtenberg kick), 8-57 3:27
	01:36	WF - Basse, E 30 yd interception return (Weaver, M kick)
3rd	10:03	BC - Colton Lichtenberg 30 yd field goal, 7-51 2:29
	06:15	WF - Weaver, M 28 yd field goal, 12-65 3:48
	04:23	WF - Carney, C 3 yd run (Weaver, M kick), 2-2 0:46
4th	07:00	WF - Weaver, M 27 yd field goal, 13-68 7:46

	WF	BC
FIRST DOWNS	15	19
RUSHES-YARDS (NET)	52-158	41-142
PASSING YDS (NET)	151	163
Passes Att-Comp-Int	19-13-0	41-18-3
TOTAL OFFENSE PLAYS-YARDS	71-309	82-305
Fumble Returns-Yards	0-0	0-0
Punt Returns-Yards	2-6	4-42
Kickoff Returns-Yards	0-0	5-146
Interception Returns-Yards	3-67	0-0
Punts (Number-Avg)	9-41.6	7-43.1
Fumbles-Lost	1-0	2-1
Penalties-Yards	5-40	0-0
Possession Time	33:13	26:47
Third-Down Conversions	7 of 18	6 of 17
Fourth-Down Conversions	0 of 0	0 of 2
Red-Zone Scores-Chances	4-4	2-2
Sacks By: Number-Yards	0-0	2-16

RUSHING: Wake Forest-Wolford, J 20-92; Carney, C 13-40; Colburn, M 14-27; Byrd, A 3-4; TEAM 1-minus 1; Hines, T 1-minus 4. Boston College-Thadd Smith 5-46; AJ Dillon 15-43; Jon Hilliman 8-23; Davon Jones 3-21; Travis Levy 3-18; Anthony Brown 3-8; Darius Wade 3-7; Team 1-minus 24.

PASSING: Wake Forest-Wolford, J 13-19-0-151. Boston College-Anthony Brown 11-29-3-119; Darius Wade 7-12-0-44.

RECEIVING: Wake Forest-Dortch, G 6-56; Lewis, C 2-29; Carney, C 1-23; Wade, C 1-14; Colburn, M 1-14; Hines, T 1-8; Bachman, A 1-7. Boston College-Jeff Smith 5-56; Kobay White 4-42; Michael Walker 2-12; Davon Jones 2-9; Tom Sweeney 1-14; Ben Glines 1-10; Charlie Callinan 1-10; Jon Hilliman 1-6; Travis Levy 1-4.

INTERCEPTIONS: Wake Forest-Bates, J 1-37; Basse, E 1-30; Glenn, C 1-0. Boston College-None.

FUMBLES: Wake Forest-Dortch, G 1-0. Boston College-Team 1-0; Jon Hilliman 1-1.

Wake Forest (2-0,1-0) vs. Boston College (1-1,0-1)

Date: Sep 09, 2017 • Site: Chestnut Hill, Mass. • Stadium: Alumni Stadium

Attendance: 38082

Kickoff time: 1:00 • End of Game: 4:14 • Total elapsed time: 3:14

Officials: Referee: Gary Patterson; Umpire: Terrance Ramsey; Linesman: Michael Kelley;

Line judge: Brian Sakowski; Back judge: Bryan Platt; Field judge: Harry Tyson;

Side judge: Jim Corpota; Center judge: Donald Yates;

Temperature: 68 deg • Wind: SE 2mph • Weather: Partly Sunny

SACKS (UA-A): Wake Forest-None. Boston College-Max Richardson 0-1; Ray Smith 0-1; Harold Landry 1-0.

TACKLES (UA-A): Wake Forest-Bates, J 5-4; Williams, Jab 6-1; Glenn, C 4-3; Yarbary, W 3-3; Bassey, E 4-1; Kemp, D 2-3; Henderson, A 4-0; Dawson, G 3-1; Calhoun, C 2-1; Freudenthal, J 1-2; Rodney, Z 0-3; Taylor, J 2-0; Wade, C 2-0; Masterson, L 1-1; Ejiofor, D 1-1; Dunn, W 1-1; Kamara, S 1-1; Bateman, E 0-2; Strnad, J 1-0; Taylor, DJ 1-0; Williams, Jac 1-0; Basham, C 1-0; Carney, C 1-0; Simpson, J 1-0; McNeil, K 0-1; Bachman, A 0-1. Boston College-Will Harris 5-4; Ray Smith 2-7; Zach Allen 5-3; Ty Schwab 1-7; Connor Strachan 4-3; Max Richardson 2-5; Lukas Denis 3-3; Wyatt Ray 1-5; Harold Landry 3-2; Kamrin Moore 3-2; Noa Merritt 1-4; Isaac Yiadom 4-0; Tanner Karafa 2-1; Chris Lindstrom 1-0; Kevin Cohee 1-0.

Game Starters:

Wake Forest

Pos	##	OFFENSE
LT	75	Herron, J
LG	74	Haynes, P
C	70	Anderson, R
RG	68	Osterhage, P
RT	73	Benzinger, J
WR	7	Washington, S
WR	1	Hines, T
RB	36	Carney, C
QB	10	Wolford, J
TE	85	Serigne, C
WR	9	Wade, C

Pos	##	DEFENSE
DE	53	Ejiofor, D
DT	93	Rodney, Z
DT	48	Yarbary, W
DE	14	Dunn, W
BUCK	6	Williams, Jab
MIKE	50	Dawson, G
ROV	34	Kemp, D
CB	4	Henderson, A
SS	3	Bates, J
FS	2	Glenn, C
CB	21	Bassey, E

Boston College

Pos	##	OFFENSE
LT	67	Aaron Monteiro
LG	70	John Phillips
C	64	Ben Petrula
RG	75	Chris Lindstrom
RT	70	John Phillips
X	83	Charlie Callinan
Z	18	Thadd Smith
TE	81	Chris Garrison
RB	32	Jon Hilliman
QB	1B	Anthony Brown
TE	89	Tom Sweeney

Pos	##	DEFENSE
DE	2	Zach Allen
DT	94	Noa Merritt
NT	96	Ray Smith
DE	7	Harold Landry
SLB	13	Connor Strachan
MLB	14	Max Richardson
WLB	10	Ty Schwab
LC	20	Isaac Yiadom
SS	8	Will Harris
FS	21	Lukas Denis
RC	5	Kamrin Moore

Wake Forest: 2C-Chapman, B, 4M-Maggio, D, 5-Jiles, C, 5B-Byrd, A, 7W-Weaver, M, 12-Masterson, L, 15-Lewis, C, 17-Bachman, A, 18-Basham, C, 20-Davis, C, 22-Colburn, M, 23-Strnad, J, 24-Taylor, J, 30-Williams, Jac, 35-Mays, N, 37-Dillon, T, 41-Pike, D, 42-Simpson, J, 44-McNeil, K, 46-Taylor, DJ, 51-Calhoun, C, 52-Diemel, D, 54-Bateman, E, 56-Young, D, 58-Monroe, C, 60-Suhren, T, 86-Freudenthal, J, 87-Cole, T, 88-Claude, S, 89-Dortch, G, 90-Kamara, S.

Boston College: 1-Elijah Robinson, 2D-AJ Dillon, 3-Michael Walker, 4C-Hamp Cheevers, 4-Darius Wade, 5M-Isaiah McDuffie, 6-Jeff Smith, 9-Kobay White, 11-Wyatt Ray, 16-Davon Jones, 19-Ben Glines, 24-Taj-Amir Torres, 25-Mehdi El Attrach, 28-John Lamot, 34-Timi Tijani, 35-Travis Levy, 37-Gabriel McClary, 46-Jimmy Martin, 47-Colton Cardinal, 48-Tanner Karafa, 49-Kevin Bletzer, 65-Ryan Conte, 66-Anthony Palazzolo, 74-Marcell Lazard, 77-Jon Baker, 82-Nolan Borgensen, 84-Jake Burt, 85-Korab Idrizi, 86-Ray Marten, 91-M.Schulze-Geisthovel, 92-Kevin Cohee, 98-Mike Knoll, 99-Colton Lichtenberg.