



2011-12 NOTRE DAME MEN'S BASKETBALL

ATHLETICS MEDIA RELATIONS: Joyce Center Room 112 Notre Dame, IN 46556 Fax: (574) 631-7941
 MEDIA RELATIONS CONTACTS: Bernadette Cafarelli o: (574) 631-8458 c: (574) 532-0249 cafarelli.1@nd.edu
 Sean Carroll o: (574) 631-2664 c: (574) 340-2177 carroll.64@nd.edu

2011-12 Schedule

Date	Day	Opponent	Time/Result
11/1	Tues.	ST. XAVIER (Exhibition) (UND.COM)	W, 90-72
11/7	Mon.	STONEHILL (Exhibition) (UND.COM)	W, 92-70
11/12	Sat.	MISSISSIPPI VALLEY STATE (UND.COM)	W, 80-67
11/14	Mon.	DETROIT^ (ESPNU)	W, 59-53
11/16	Wed.	SAM HOUSTON STATE^ (UND.COM)	W, 74-41
11/18	Fri.	DELAWARE STATE (UND.COM)	W, 93-69
11/21	Mon.	vs. #21/21 Missouri@ (ESPN2)	L, 58-87
11/22	Tues.	vs. Georgia! (ESPNU)	L, 57-61
11/27	Sun.	BRYANT (UND.COM)	W, 84-59
11/30	Wed.	at #19/18 Gonzaga (ESPN2)	L, 53-73
12/4	Sun.	vs. Maryland\$ (MASN/Versus)	L, 71-78
12/8	Thur.	MAINE (ESPN3)	W, 87-78
12/10	Sat.	DARTMOUTH (ESPN3)	W, 65-47
12/17	Sat.	vs. #18/20 Indiana% (ESPN2)	L, 58-69
12/19	Mon.	SACRED HEART (UND.COM)	W, 106-65
12/27	Tues.	#22/22 PITTSBURGH* (ESPN2/ESPN3)	W, 72-59
1/4	Wed.	at Cincinnati* (BIG EAST Network)	7:00 p.m.
1/7	Sat.	at Louisville* (ESPNU)	4:00 p.m.
1/10	Tues.	USF*	7:00 p.m.
1/14	Sat.	CONNECTICUT* (ESPN2)	11:00 a.m.
1/16	Mon.	at Rutgers* (ESPNU)	9:00 p.m.
1/21	Sat.	SYRACUSE* (ESPN)	6:00 p.m.
1/25	Wed.	at Seton Hall*	8:00 p.m.
1/29	Sun.	at Connecticut*	Noon
2/4	Sat.	MARQUETTE* (CBS)	1:00 p.m.
2/8	Wed.	at West Virginia* (ESPNU)	9:00 p.m.
2/11	Sat.	DEPAUL*	Noon
2/15	Wed.	RUTGERS* (ESPNU)	7:00 p.m.
2/18	Sat.	at Villanova* (ESPNU)	9:00 p.m.
2/22	Wed.	WEST VIRGINIA* (ESPN2)	7:00 p.m.
2/25	Sat.	at St. John's* (ESPN)	Noon
2/27	Mon.	at Georgetown* (ESPN)	7:00 p.m.
3/2	Fri.	PROVIDENCE*	7:00 p.m.

BIG EAST CHAMPIONSHIP

(Madison Square Garden; New York, N.Y.)

3/6	Tues.	First Round	TBD
3/7	Wed.	Second Round	TBD
3/8	Thur.	Quarterfinals	TBD
3/9	Fri.	Semifinals	TBD
3/10	Sat.	Final	TBD

NCAA CHAMPIONSHIP

3/13-14	First Round (Dayton, Ohio)
3/15-18	Second & Third Rounds (various locations)
3/22-25	Regional Rounds (various locations)
3/31	Final Four - Semifinals (New Orleans, La.)
4/2	Final Four - Final (New Orleans, La.)

^ - CBE Classic (Regional Rounds)

@ - CBE Classic - Kansas City, Mo. (Semifinals)

! - CBE Classic - Kansas City, Mo. (Consolation)

\$ - BB&T Classic - Washington, D.C.

% - Close the Gap Crossroads Classic - Indianapolis, Ind.

* - BIG EAST Conference Game

Home events in **BOLD CAPS**

All times Eastern

Game 15

Jan. 4, 2012 • 7:00 p.m. (ET)
 Fifth Third Arena (13,176)
 Cincinnati, Ohio



NOTRE DAME Fighting Irish

9-5, 1-0 BIG EAST
 H: 9-0; A: 0-1; N: 0-4



CINCINNATI Bearcats

11-3, 1-0 BIG EAST
 H: 7-2; A: 3-1; N: 1-0

Notre Dame Leads Series 8-3

TV:

BIG EAST Network (Regional)
 WMYS (South Bend area)
 Tom Gelehrter (play-by-play)
 Brooke Weisbrod (analyst)

Radio:

Affiliate listings on Pg. 5
 Broadcast on UND.com
 Jack Nolan (play-by-play)
 Jordan Cornette (analyst)

Live Stats:

GameTracker (UND.com)

IRISH RETURN TO ACTION ON WEDNESDAY AT CINCINNATI

• Notre Dame (9-5, 1-0) will return to the court following a seven-day layoff to face Cincinnati (11-3, 1-0) on Wednesday in Cincinnati, Ohio. Tip-off is scheduled for 7:00 p.m. (ET) inside Fifth Third Arena.

• The game will be broadcast regionally on the BIG EAST Network with Tom Gelehrter (play-by-play) and Brooke Weisbrod (analyst) calling the action. The contest can be seen on WMYS in the South Bend area.

• The Fighting Irish Digital Media crew of Jack Nolan (play-by-play) and Jordan Cornette (analyst) will call the action on radio (affiliate listings on Pg. 5) and their broadcast can also be heard on UND.com.

• This will be the 12th meeting all-time between Notre Dame and Cincinnati. The Irish lead the series, 8-3. Notre Dame has won the last three encounters with the Bearcats, including two wins last season. The Fighting Irish captured a 66-58 home win over Cincinnati during the regular season (Jan. 19, 2011) and then topped the Bearcats, 89-51, during the quarterfinals of the BIG EAST Championship (March 10, 2011).

• Notre Dame is 5-2 against Cincinnati since the Bearcats joined the BIG EAST Conference in 2005.

• The Irish are 1-2 all-time at Cincinnati. Notre Dame has dropped its last two games in the Queen City. The lone Fighting Irish win at Cincinnati was a 76-64 decision on Feb. 18, 2007.

• Notre Dame head coach **Mike Brey** is 6-2 all-time against Cincinnati.

• The Fighting Irish opened BIG EAST play last Tuesday with a 72-59 home victory over then #22 Pittsburgh. Notre Dame's seven-day layoff is its longest-scheduled break this season.

BIG EAST TRENDS

• Notre Dame is 19-4 over its last 23 BIG EAST regular-season contests. The Irish stood 6-8 through 14 regular-season games during the 2009-10 campaign and then won four straight to finish 10-8. Last season, Notre Dame posted a 14-4 regular-season mark in the league.

NOTRE DAME PROBABLE STARTING LINEUP

No.	Player	Pos.	Ht.	Wt.	Yr.	PPG	RPG	APG
0	Eric Atkins	G	6-1	182	So.	14.0	2.9	4.0
12	Alex Dragicevich	G	6-7	221	So.	9.3	2.4	1.4
14	Scott Martin	G	6-8	222	Sr.	8.7	4.8	1.2
22	Jerian Grant	G	6-5	195	So.	12.9	3.6	4.7
45	Jack Cooley	F	6-9	248	Jr.	9.4	8.2	0.9

NOTRE DAME 2011-12 ROSTER

No.	Player	Pos	Ht.	Wt.	Yr.	Hometown/High School
0	Eric Atkins	G	6-1	182	So.	Columbia, Md./Mount Saint Joseph
4	Patrick Crowley	G	6-3	190	So.	Los Gatos, Calif./St. Francis
11	Garrick Sherman*	C	6-10	251	Jr.	Kenton, Ohio/Kenton/Michigan State
12	Alex Dragicevich	G	6-7	221	So.	Northbrook, Ill./Glenbrook North
14	Scott Martin	G	6-8	222	Sr.	Valparaiso, Ind./Valparaiso
21	Tim Abromaitis	F	6-8	236	GS	Unionville, Conn./Farmington
22	Jerian Grant	G	6-5	195	So.	Bowie, Md./DeMatha
24	Pat Connaughton	G/F	6-5	206	Fr.	Arlington, Mass./St. John's Prep
25	Tom Knight	F	6-9	250	Jr.	Dixfield, Maine/Dirigo
32	Joey Brooks	G	6-6	220	Jr.	Houston, Texas/Strake Jesuit College Prep
33	Mike Broghammer	F	6-9	265	Jr.	Orono, Minn./Hopkins
45	Jack Cooley	F	6-9	248	Jr.	Glenview, Ill./Glenbrook South

Alphabetical Roster

21	Tim Abromaitis	GS/F
0	Eric Atkins	So./G
33	Mike Broghammer	Jr./F
32	Joey Brooks	Jr./G
24	Pat Connaughton	Fr./G/F
45	Jack Cooley	Jr./F
4	Patrick Crowley	So./G
12	Alex Dragicevich	So./G
22	Jerian Grant	So./G
25	Tom Knight	Jr./F
14	Scott Martin	Sr./G
11	Garrick Sherman	Jr./C

* - will have to sit out the entire 2011-12 season due to NCAA transfer rules

Head Coach: Mike Brey (George Washington '82)

Assistant Coach: Anthony Solomon (Virginia '87)

Assistant Coach: Rod Balanis (Georgia Tech '93)

Assistant Coach: Martin Ingelsby (Notre Dame '01)

Coordinator of Basketball Operations: Harold Swanagan (Notre Dame '02)

Athletic Trainer: Skip Meyer (Central Connecticut State '74)

Pronunciation Guide

Tim Abromaitis	ab-row-MY-tis
Pat Connaughton	CONN-uh-tin
Jack Cooley	COOL-ee
Mike Broghammer	BROGE-hammer
Alex Dragicevich	Drag-ee-vich
Jerian Grant	JARE-in

Series vs. Cincinnati

Notre Dame Leads 8-3

Home: 4-0, Away: 1-2, Neutral: 3-1

Date	Site	Result
12-6-39	Notre Dame, IN	W, 54-17
3-22-75	Las Cruces, NM* (ot)	L, 87-95
3-13-76	Lawrence, KS#	W, 79-78
11-25-00	Indianapolis, IN&	W, 69-51
2-18-07	Cincinnati, OH	W, 76-64
1-15-08	Notre Dame, IN	W, 91-74
2-4-09	Cincinnati, OH	L, 83-93
1-16-10	Cincinnati, OH	L, 58-60
2-4-10	Notre Dame, IN	W, 83-65
1-19-11	Notre Dame, IN	W, 66-58
3-10-11	New York, NY%	W, 89-51

*-NCAA Tournament (third round)

#-NCAA Tournament (first round)

&-Wooden Tradition

% - BIG EAST Tournament

- Notre Dame closed out the 2010-11 regular season by winning its final four BIG EAST games. Coupled with the win against Pittsburgh in this season's BIG EAST opener, the Irish own a five-game regular-season conference win streak.
- The Irish are 12-1 over their last 13 BIG EAST regular-season games.

ATKINS ADDED AS CAPTAIN

- Sophomore point guard **Eric Atkins** recently was named Notre Dame's third captain for the 2011-12 season. Seniors **Tim Abromaitis**, who is out for the remainder of the campaign due to a torn ACL, and **Scott Martin** are the other Fighting Irish captains.

STREAKING

- Notre Dame's 28-game home win streak currently is the fourth-longest streak in the country. It is the second-longest win streak inside Purcell Pavilion at the Joyce Center in Irish history. The Fighting Irish won 45 straight at the Joyce Center from March 4, 2006-Jan. 10, 2009.

IRISH ENJOY HOME COOKING IN CONFERENCE PLAY

- Notre Dame has gone 40-5 (.889) at home in BIG EAST play over the last six seasons. That is the best home winning percentage for any BIG EAST school in league play over that time period.
- Notre Dame has won 12 straight BIG EAST games inside Purcell Pavilion at the Joyce Center. The Irish went undefeated at home in conference play last season. Notre Dame's last loss at home was a 69-68 setback to St. John's on Feb. 14, 2010.

IRISH IN BIG EAST OPENERS

- Notre Dame's 72-59 win over Pittsburgh marked its sixth straight victory in a BIG EAST opener. The Fighting Irish are 11-6 all-time in BIG EAST openers, including an 8-4 mark under head coach **Mike Brey**.
- Notre Dame's last 2-0 start in BIG EAST play occurred during the 2007-08 season.

SHUFFLING THE LINEUP

- Notre Dame has used eight different starting lineups this season (out of 14 games played). No Notre Dame player has started every game this season (*game-by-game starting lineups listed on page 7*). **Jerian Grant** and **Scott Martin** both have a team-high 13 starts this season.
- Six different Irish players - **Joey Brooks** (Jr./G), **Jack Cooley** (Jr./F), **Tom Knight** (Jr./F), **Jerian Grant** (So./G), **Alex Dragicevich** (So./G) and

Notre Dame's record in 2011-12 when ...

Played at the Purcell Pavilion.....	9-0
Played on the road.....	0-1
Played at a neutral site.....	0-4
BIG EAST Conference record (all games)	1-0
Non-conference record	8-5
Leading at halftime.....	7-0
Trailing at halftime.....	2-5
Tied at halftime.....	0-0
Playing an overtime game.....	0-0
Shoots .500 or better	4-0
Shoots less than .500.....	5-5
Opponents shoots less than .500	8-4
Shoots better than opponent.....	7-1
Shoots worse than opponent.....	1-4
Shoots same as opponent	1-0
Makes more free throws than opponent.....	9-2
Makes less free throws than opponent	0-2
Same number of free throws	0-1
Outrebounded opponents	6-0
Outrebounded by opponent	3-5
Same number of rebounds.....	0-0
Has fewer turnovers than opponent.....	5-2
Has more turnovers than opponent.....	4-3
Has same number of turnovers	0-0
Bench outscores opponent's bench.....	7-1
Outscored by opponent's bench	1-4
Bench points are the same.....	1-0
Plays a ranked opponent.....	1-3
Makes 10 or more three-pointers	3-0
No Notre Dame player fouls out.....	8-2
One Notre Dame player fouls out.....	1-3
Two or more Notre Dame players foul out.....	0-0
Wears White Uniforms	8-1
Wears Blue Uniforms	0-4
Wears Gold Uniforms.....	1-0
Wears Black Uniforms.....	0-0
Plays in an In-Season Tournament.....	2-2
Plays on Television	2-5
Plays in November	5-3
Plays in December	4-2
Plays in January	0-0
Plays in February	0-0
Plays in March.....	0-0
Plays in Day Games.....	2-2
Plays in Night Games	7-3
Plays on Sundays	1-1
Plays on Mondays.....	2-1
Plays on Tuesdays	1-1
Plays on Wednesdays	1-1
Plays on Thursdays.....	1-0
Plays on Fridays.....	1-0
Plays on Saturdays.....	2-1
Final Margin is 5 points or less	0-1
Final Margin is 6-10 points	2-1
Final Margin is 11-20 points	3-1
Final Margin is 20-plus points.....	4-2
Has a player score 20-plus points	5-3
Has a player score 30-plus points	0-0
Scores 59 points or less	1-4
Scores 60-69 points	1-0
Scores 70-79 points.....	2-1
Scores 80-89 points	3-0
Scores 90-plus points.....	2-0

Pat Connaughton (Fr./G-F) - have made their first career start this season.

- The quintet of **Eric Atkins**, **Jack Cooley**, **Alex Dragicevich**, **Jerian Grant** and **Scott Martin** has started the last three games.

PROTECTING THE ROCK

- Notre Dame ranks second nationally - and first in the BIG EAST - in fewest turnovers committed per game (9.7). The Fighting Irish boast the nation's sixth-best assist-to-turnover ratio (1.57). That mark also ranks first in the BIG EAST.
- Notre Dame has committed fewer than 10 turnovers in a game seven times this season. The Irish had a season-low four turnovers in the victory over Sacred Heart (Dec. 19). The Irish also had a season-high 25 assists (on 35 made baskets) versus the Pioneers.

HOT SHOOTING HALF

- Notre Dame shot 72.0% (18-25) from the field in the second half of the Pittsburgh contest. That was Notre Dame's best shooting percentage all-time in the second half of a BIG EAST game. The previous best was 71.4% against Georgetown on Feb. 27, 2010.

TOPPING 20

- With his career-high 22 points against Pittsburgh, sophomore guard **Alex Dragicevich** became the seventh Notre Dame player to score 20 or more points in a game this season. The other Irish players to net at least 20 points in a game this season are **Tim Abromaitis**, **Eric Atkins**, **Pat Connaughton**, **Jack Cooley**, **Jerian Grant** and **Scott Martin**.
- Atkins, Cooley and Grant all have scored 20-plus points a team-best two times this season.

COOLEY COMING TO PLAY

- Since missing the Maryland game on Dec. 4 due to illness, junior forward **Jack Cooley** has averaged 16.6 ppg., 10.0 rpg. and 2.4 bpg. in the past five contests. He is shooting 73.2% (30-41) from the field and 82.1% (23-28) from the free throw line during that stretch.
- Cooley grabbed 14 rebounds in the win over Pittsburgh (Dec. 27). That was his team-best fourth double-digit rebounding effort of the season.
- He has a team-high two double-doubles this season (Delaware State & Maine).
- Against Delaware State, Cooley hauled down a career-high 17 rebounds, which included 10 offensive boards. He became the first Irish player to haul down that many rebounds in a game since Luke Harangody had 17 against Louisville on Feb. 12, 2009.
- Cooley leads the Irish with a 8.2 rpg. average this season.

SUCCESS AT THE STRIPE

- The Irish have made more free throws (241) than their opponents have attempted (211). Notre Dame is 241-337 (.715) from the charity stripe this season.
- Notre Dame made a season-high 27 free throws (on 34 attempts) in the win over Sacred Heart on Dec. 19.

ATKINS ON THE ATTACK

- Sophomore point guard **Eric Atkins** has a team-best 14.0 ppg. average this season. Atkins has scored in double-figures in nine of the 12 games he has played in this season. He missed two games (Sam Houston State & Delaware State) due to illness. He has led Notre Dame in scoring a team-high five times this season.
- Atkins has dished out a career-high nine assists twice this season (Sacred Heart, Dec. 19 & Bryant, Nov. 27).
- Atkins deposited a career-high 27 points versus Mississippi Valley State in the season opener.
- Atkins is 49-62 (.790) from the free throw line and 17-35 (.486) from three-point range this season.

GRANT HAS ALL-AROUND GAME

- Sophomore guard **Jerian Grant**, who is in his first season playing with the Irish after sitting out all of last season, has team-high totals in points (180), assists (66), steals (17) and minutes played (461). His 21 made three-pointers rank second among all Irish players.
- Grant ranks seventh nationally - and first in the BIG EAST - with a 3.47 assist-to-turnover ratio.
- Grant has scored in double-figures a team-best 11 times this season. He scored a career-high 20 points against both Georgia (Nov. 22) and Maryland (Dec. 4).
- He dished out a career-high nine assists versus Pittsburgh in the BIG EAST opener.
- Grant posted his first career double-double by notching 12 points and a career-high 11 rebounds against Bryant (Nov. 27).

Number of Games Led Irish in This Season/Career
(Career figure in parenthesis)

Tim Abromaitis		Jack Cooley	
Points	1 (17)	Points	2 (3)
Rebounds	2 (16)	Rebounds	9 (10)
Assists	1 (5)	Blocks	8 (18)
Blocks	-- (7)	Steals	2 (4)
Steals	-- (14)		
Eric Atkins		Alex Dragicevich	
Points	5 (7)	Points	1 (1)
Assists	5 (15)	Assists	1 (1)
Steals	6 (15)	Blocks	2 (2)
Mike Broghammer		Jerian Grant	
Rebounds	1 (1)	Points	3 (3)
Blocks	3 (5)	Rebounds	2 (2)
Steals	1 (2)	Assists	7 (7)
		Steals	5 (5)
		Blocks	1 (1)
Joey Brooks		Tom Knight	
Points	1 (1)	Blocks	2 (2)
Rebounds	1 (2)	Steals	1 (1)
Steals	1 (5)		
Blocks	1 (1)	Scott Martin	
		Points	1 (2)
Pat Connaughton		Rebounds	1 (6)
Points	1 (1)	Assists	1 (2)
Rebounds	1 (1)	Blocks	1 (4)
Blocks	1 (1)	Steals	2 (6)

Number of Games This Season With ...
(Career figure in parenthesis)

Double-Figure Points

Jerian Grant	11	(11)
Eric Atkins	9	(16)
Alex Dragicevich	6	(6)
Scott Martin	5	(37, 24 at ND)
Jack Cooley	5	(9)
Joey Brooks	4	(5)
Pat Connaughton	4	(4)
Tim Abromaitis	1	(58)

30-Plus Points

Tim Abromaitis	--	(3)
----------------	----	-----

20-Plus Points

Jerian Grant	2	(2)
Eric Atkins	2	(2)
Jack Cooley	2	(2)
Scott Martin	1	(2, 2 at ND)
Pat Connaughton	1	(1)
Tim Abromaitis	1	(22)
Alex Dragicevich	1	(1)

10-Plus Rebounds

Jack Cooley	4	(4)
Jerian Grant	1	(1)
Tim Abromaitis	--	(4)
Scott Martin	--	(1, 1 at ND)

Double-Doubles

Jack Cooley	2	(2)
Jerian Grant	1	(1)
Tim Abromaitis	--	(3)
Scott Martin	--	(1, 1 at ND)

Free-Throw Shooting in Final Five Minutes and Overtime This Season:

Tim Abromaitis	0-0 (.000)
Eric Atkins	6-9 (.667)
Mike Broghammer	2-4 (.500)
Joey Brooks	7-10 (.700)
Pat Connaughton	5-6 (.833)
Jack Cooley	3-4 (.750)
Patrick Crowley	0-0 (.000)
Alex Dragicevich	5-7 (.714)
Jerian Grant	3-6 (.500)
Tom Knight	2-2 (1.000)
Scott Martin	4-5 (.800)
Total	37-53 (.698)
Opponents	28-47 (.596)

YOUTH MOVEMENT

• Sophomores **Jerian Grant**, **Eric Atkins** and **Alex Dragicevich** along with freshman **Pat Connaughton** have accounted for 56.9% of Notre Dame's scoring this season. They have tallied 579 of the team's 1,017 points.

DRAGICEVICH DRAINING FROM DEEP

• Sophomore guard **Alex Dragicevich** has a team-best 22 made three-pointers this season. Dragicevich is 11-22 (.500) from beyond the arc in the last four games. Dragicevich is averaging 14.4 ppg. in the last five games.
 • Dragicevich netted a career-high 22 points the last time out in the win over Pittsburgh. He was 8-13 from the field and 4-7 from three-point range. He was named to the BIG EAST Weekly Honor Roll for his performance against the Panthers.

HITTING THE CENTURY MARK

• Notre Dame scored a season-high 106 points in the 106-65 win over Sacred Heart (Dec. 19). It marked the first time the Irish scored 100-plus points since a 102-62 win over Chicago State on Nov. 17, 2010. It was the largest point total for the Irish since a 108-62 win over Northern Illinois on Dec. 8, 2007. It signified the 14th time during the Mike Brey era that the Irish have scored 100 or more points.
 • The 41-point margin of victory against Sacred Heart was Notre Dame's largest since a 46-point win (108-62) over Northern Illinois on Dec. 8, 2007.
 • Notre Dame shot a season-best 61.4% (35-57) from the field against Sacred Heart. It marked the first time the Irish shot above 60% from the field since they connected on 60.7% (37-61) of their shots in a 101-69 win over Bucknell on Dec. 22, 2009. The 35 made field goals versus Sacred Heart also were a season-high total for Notre Dame.

GET TO 60

• Notre Dame is 8-1 this season when scoring 60 or more points, while the Irish are 1-4 when scoring less than 60 points. The Fighting Irish are averaging 80.0 ppg. in their nine wins, while they are averaging 59.4 ppg. in the five losses.

CRASHING THE BOARDS

• The Fighting Irish have a +6.0 rebound margin in their nine wins, while they have been out-rebounded by an 11.6 margin in their five setbacks.

KNIGHT TIME

• Junior forward **Tom Knight** scored a career-high nine points against Sacred Heart on Dec. 19. He has established a career-high point total in three of the last five games. Knight matched a then career-high with seven points versus Maine (Dec. 8) before netting eight points in the next contest against Dartmouth (Dec. 10).

FRESHMAN FIREPOWER

• Freshman **Pat Connaughton** has scored in double-figures four times this season.
 • Connaughton's 24 points against Sam Houston State (Nov. 16) were the most for a Notre Dame freshman since Torin Francis had 25 against Arizona in the Sweet 16 of the 2003 NCAA Tournament (March 27, 2003).
 • Connaughton's six made three-pointers (on 10 attempts) against Sam Houston State were the most for an Irish freshman since Chris Thomas had six against Connecticut in the semifinals of the 2002 BIG EAST Tournament (March 8, 2002).
 • Connaughton's 24 points off the bench in the Sam Houston State game were the most bench points by an Irish player since Chris Quinn netted 25 against Quinnipiac during the 2003-04 campaign (Dec. 23, 2003).

Dantley To Join Notre Dame Ring of Honor

Former Irish basketball great and U.S. Olympian Adrian Dantley, the 1976 national college basketball player of the year and a member of the Naismith National Basketball Hall of Fame, will become the fourth inductee into the Notre Dame Basketball Ring of Honor on Friday, March 2, 2012. The ceremony will take place during halftime of the Irish's final regular-season home game against Providence at Purcell Pavilion at the Joyce Center.
 Dantley, who enjoyed a stellar three-year career in an Irish uniform from 1973-76, will join Austin Carr, Luke Harangody and Ruth Riley as a member of Notre Dame's Ring of Honor. Harangody, who played for the Irish from 2006-10, was the school's first inductee in Feb. 2010. Riley (1997-2001), who helped lead the Irish women's basketball program to the national championship in '01, became the second member the Ring of Honor in Nov. 2010, while Austin Carr (1968-71), who still remains the program's career scoring leader with 2,560 points, became the third honoree when he was inducted in Feb. 2011.

Elder Statesman

• **Mike Brey** is in his 12th season along the Irish sidelines. He is the third-longest tenured coach in the BIG EAST, behind only Jim Boeheim of Syracuse and Jim Calhoun of Connecticut. Brey stands sixth all-time in career BIG EAST victories (both regular-season and tournament) with his 120-83 (.591) mark. He is one of eight coaches in BIG EAST history to record 100 conference wins.

What a Run

- The Irish have gone 47-26 (.644) in BIG EAST regular-season play over the past five seasons.
- Last season's 27 wins overall (27-7) were the most in the modern era of Fighting Irish basketball. Notre Dame's highest win total ever was 33 (33-7) in 1908-09.
- The 14 regular-season BIG EAST victories in 2010-11 tied the program standard. The Fighting Irish went 14-4 in BIG EAST play in 2007-08.
- Notre Dame's 15 BIG EAST wins (14 regular season, 1 tournament) last season were the most in program history (combined regular season and tournament).

Taking Care Of The Basketball

Under Irish head coach Mike Brey, Notre Dame always has been a team that has had a high number of assists and very few turnovers. Here's a look at the Irish under Brey:

	FGs	Assts	TOs	Asst/Bskt	Asst/TO
2000-01	814	527	434	.647	1.21
2001-02	934	629	435	.673	1.45
2002-03	917	558	446	.609	1.25
2003-04	766	434	329	.567	1.32
2004-05	671	415	341	.618	1.22
2005-06	772	468	364	.606	1.29
2006-07	869	552	414	.635	1.33
2007-08	914	608	429	.665	1.42
2008-09	988	601	343	.608	1.75
2009-10	918	585	362	.637	1.62
2010-11	843	563	364	.668	1.55
2011-12	342	213	136	.623	1.57

Irish Aim For Sixth Straight 20-Win Season

Notre Dame has reached the 20-win mark in each of the last five seasons and eight times in the last 11 seasons under head coach **Mike Brey**. The last time Irish teams reached the 20-win plateau in six straight campaigns was from 1983-89 under head coach Digger Phelps.

Postseason Stretch

Notre Dame has earned appearances in the postseason in each of the last 12 seasons, which marks the longest stretch in school history. The Irish have been to the NCAA Tournament on seven occasions and the National Invitation Tournament (NIT) five times during this current stretch. Under head coach **Mike Brey**, Notre Dame has played in the NAAs seven times and NIT four times.

107 Years and Strong

The 2011-12 campaign marks the 107th season of basketball at Notre Dame and the 17th season as a member of the BIG EAST Conference. Notre Dame teams have posted an all-time record of 1710-932 for a .647 winning percentage. In 16-plus seasons as a member of the BIG EAST, the Irish own a 148-125 (.542) record in conference regular-season play.

BEYOND THE ARC

• Notre Dame has hit 10 or more three-pointers in a game three times this season. The Irish deposited 11 treys against Bryant (Nov. 27) and Delaware State (Nov. 18) and they hit 10 versus Sam Houston State (Nov. 16). The Fighting Irish made 10 or more three-pointers in a game seven times last season.

422 AND COUNTING

• Notre Dame has made at least one three-pointer in 422 straight contests dating back to the 1998-99 campaign. The Fighting Irish have made at least one three pointer during every game of the Mike Brey era. The last time an Irish team failed to hit a three-pointer in a game was in a 101-70 loss to Connecticut at the Hartford Civic Center on Jan. 12, 1999. Notre Dame finished 0-7 from beyond the arc in that contest. In 2008-09, the Irish set a single-season three-point record with 319.

SOLID SCHEDULE

• Eight teams on Notre Dame's 2011-12 schedule are ranked in the latest Associated Press top-25 poll (Jan. 2), including four in the top 10. Five of the squads - #1 Syracuse, #8 Connecticut, #9 Georgetown, #11 Louisville and #20 Marquette - are BIG EAST foes, while the Fighting Irish faced #7 Missouri, #12 Indiana and #25 Gonzaga in non-conference action. The Irish will meet eighth-ranked UConn twice during the regular season.

LIGHTS, CAMERA, ACTION

• Notre Dame will have 17 television appearances during the 2011-12 season. The Irish will appear on ESPN's family of networks 16 times in addition to being on CBS once.

DOUBLE-DUTY

• Freshman guard/forward **Pat Connaughton** also is a pitcher on the Fighting Irish baseball team. Connaughton is the 66th Notre Dame student-athlete to compete in both basketball and baseball and the first to do so since Tom Hansen during the 1973-74 academic year.

2011-12 Notre Dame Men's Basketball on the Radio

Fighting Irish Digital Media (FIDM) will originate the Notre Dame Basketball Radio Network in 2011-2012 with the broadcast teams of Jack Nolan and two former players, LaPhonso Ellis ('92) and Jordan Cornette ('05) bringing basketball fans all the exciting action.

Affiliates: WSBT AM 960 (South Bend, Ind.); WLS AM 890 (Chicago, Ill.); WXNT-AM 1430 in Indianapolis, Ind.; WNUY-FM 100.1 (Fort Wayne, Ind.); WRSW ESPN 1480 AM (Warsaw, Ind); WEFM FM 95.9 (Michigan City, Ind.); WLUV-AM 1520 (Rockford, Ill.); WVIL-FM 101.3 (Jacksonville/Peoria, Ill.); WJLS-AM 560 (Beckley, W.Va.); WKXX-AM 1600 (Wheeling, W.Va.); SiriusXM Satellite Radio (129) and worldwide on UND.com.

2011-12 Mike Brey Radio Show

The Mike Brey Radio Show is broadcast live from O'Rourke's Public House just south of the Notre Dame campus on Thursdays at 7:00 p.m. (ET) during the basketball season. Irish fans can join head coach Mike Brey as well as Irish players for an in-depth look inside Notre Dame Basketball. Notre Dame Men's Basketball play-by-play announcer Jack Nolan hosts the show which can be heard live on NewsRadio 960 WSBT-AM in South Bend and worldwide on UND.com. The show can also be heard Friday nights on Sirius XM College Sports Nation Channel 91.

Schedule

Show #1	Thursday, December 1, 2011
Show #2	Thursday, December 15, 2011
Show #3	Thursday, December 29, 2011
Show #4	Thursday, January 12, 2012
Show #5	Thursday, January 19, 2012
Show #6	Thursday, January 26, 2012
Show #7	Thursday, February 2, 2012
Show #8	Thursday, February 9, 2012
Show #9	Thursday, February 16, 2012
Show #10	Thursday, February 23, 2012
Show #11	Thursday, March 1, 2012



2011-12 BIG EAST STANDINGS

(as of games played on Jan. 2)

	BIG EAST Record	Overall Record
Syracuse	2-0	15-0
Connecticut	2-0	12-1
Georgetown	2-0	12-1
Marquette	1-0	12-2
Cincinnati	1-0	11-3
NOTRE DAME	1-0	9-5
Seton Hall	1-1	12-2
West Virginia	1-1	10-4
St. John's	1-1	7-6
USF	1-1	8-7
Louisville	0-1	12-2
DePaul	0-1	9-4
Rutgers	0-1	8-6
Pittsburgh	0-2	11-4
Providence	0-2	11-4
Villanova	0-2	7-7

Players of the Week

Nov. 21	Herb Pope - Sr., F, Seton Hall
Nov. 28	Kris Joseph - Sr., F, Syracuse
Dec. 5	Hollis Thompson - Jr., F, Georgetown
Dec. 12	Darryl Bryant - Sr., G, West Virginia
Dec. 19	Russ Smith - So., G, Louisville
Dec. 26	Kevin Jones - Sr., F, West Virginia
Jan. 2	Sean Kilpatrick - So., G, Cincinnati

Rookies of the Week

Nov. 21	Jerian Grant - So., G, Notre Dame
Nov. 28	Andre Drummond - Fr., C, Connecticut
Dec. 5	LaDontae Henton - Fr., F, Providence
Dec. 12	LaDontae Henton - Fr., F, Providence
Dec. 19	Andre Drummond - Fr., C, Connecticut
Dec. 26	Andre Drummond - Fr., C, Connecticut
Jan. 2	Eli Carter - Fr., G, Rutgers

Notre Dame Weekly Honor Roll Honorees

Jack Cooley - Jr., F (Dec. 12, Dec. 26)
Alex Dragicevich - So., G (Jan. 2)

2011-12 Notre Dame Men's Basketball Press Conferences

(Contact Bernie Cafarelli at (574) 631-7516 or at cafarelli.1@nd.edu for teleconference number information)

Thursday, Jan. 12	10:00 a.m. (ET)
Monday, Jan. 23	10:00 a.m. (ET)
Monday, Feb. 6	10:00 a.m. (ET)
Monday, Feb. 13	10:00 a.m. (ET)
Monday, Feb. 20	10:00 a.m. (ET)
Wednesday, Feb. 29	10:00 a.m. (ET)

* - Note special time

2011-12 BIG EAST Teleconferences

(Contact the BIG EAST Conference at (401) 453-0660 for teleconference number information)

Jan. 5, Jan. 19, Feb. 2 and Feb. 16

11:00 a.m.	Buzz Williams, Marquette
11:08 a.m.	Mike Brey, Notre Dame
11:16 a.m.	Ed Cooley, Providence
11:24 a.m.	Jim Calhoun, Connecticut
11:32 a.m.	Steve Lavin, St. John's
11:40 a.m.	Mick Cronin, Cincinnati
11:48 a.m.	Kevin Willard, Seton Hall
11:56 a.m.	Rick Pitino, Louisville

Jan. 12, Jan. 26, Feb. 9 and Feb. 23

11:00 a.m.	Jay Wright, Villanova
11:08 a.m.	Stan Heath, USF
11:16 a.m.	Bob Huggins, West Virginia
11:24 a.m.	Mike Rice, Rutgers
11:32 a.m.	Oliver Purnell, DePaul
11:40 a.m.	Jamie Dixon, Pittsburgh
11:48 a.m.	Jim Boeheim, Syracuse
11:56 a.m.	John Thompson III, Georgetown

2011-12 BIG EAST Preseason Coaches' Poll

	Pts.
1. Connecticut (7)	209
Syracuse (5)	209
3. Louisville (3)	201
4. Pittsburgh (1)	188
5. Cincinnati	169
6. Marquette	155
7. West Virginia	132
8. Villanova	127
9. NOTRE DAME	114
10. Georgetown	104
11. Rutgers	75
12. St. John's	71
13. Seton Hall	56
14. USF	43
15. Providence	40
16. DePaul	27

First-place votes in parentheses

2011-12 BIG EAST Preseason Awards

PLAYER OF THE YEAR

Ashton Gibbs, Pittsburgh

ROOKIE OF THE YEAR

Andre Drummond, Connecticut

PRESEASON FIRST TEAM

Tim Abromaitis, Notre Dame, F, Gr.

Ashton Gibbs, Pittsburgh, G, Sr.

Jeremy Lamb, Connecticut, G/F, So.

Darius Johnson-Odom, Marquette, G, Sr.

Kris Joseph, Syracuse, F, Sr.

Kevin Jones, West Virginia, F, Sr.

PRESEASON SECOND TEAM

Yancy Gates, Cincinnati, F, Sr.

Alex Oriakhi Connecticut, F/C, Jr.

Peyton Siva, Louisville, G, Jr.

Scoop Jardine, Syracuse, G, Sr.

Maalik Wayns, Villanova, G, Jr.

HONORABLE MENTION

Andre Drummond, Connecticut, C, Fr.

Shabazz Napier, Connecticut, G, So.

Cleveland Melvin, DePaul, F, So.

Jae Crowder, Marquette, F, Sr.

Augustus Gilchrist, USF, F/C, Sr.

National Polls

Associated Press Top 25 (Jan. 2)

- 1. Syracuse**
- Kentucky
- North Carolina
- Baylor
- Duke
- Ohio State
- 7. Missouri**
- 8. Connecticut**
- 9. Georgetown**
- Michigan State
- 11. Louisville**
- 12. Indiana**
- Florida
- Kansas
- Mississippi State
- Michigan
- UNLV
- Wisconsin
- Murray State
- 20. Marquette**
- Virginia
- Harvard
- Kansas State
- San Diego State
- 25. Gonzaga**

ESPN/USA Today Coaches Poll (Jan. 2)

- Syracuse
- Kentucky
- Duke
- North Carolina
- Baylor
- 6. Missouri**
- Ohio State
- 8. Connecticut**
- 9. Georgetown**
- 10. Louisville**
- Michigan State
- 12. Indiana**
- Michigan
- Florida
- Kansas
- Mississippi State
- UNLV
- Murray State
- Wisconsin
- 20. Marquette**
- Harvard
- Kansas State
- Virginia
- Creighton
- San Diego State

Bold indicates 2011-12 Irish opponent

2011-12 GAME-BY-GAME STARTING LINEUP

Date	Opponent (Result)	Starting Lineup	# of Times	Record With Lineup
11/12	Mississippi Valley State (W, 80-67)	Atkins-Brooks-Cooley-Grant-Martin ^	1	1-0
11/14	Detroit (W, 59-53)	Atkins-Brooks-Cooley-Grant-Martin	2	2-0
11/16	Sam Houston State (W, 74-41)	Brooks-Cooley-Dragicevich-Grant-Martin ^	1	1-0
11/18	Delaware State (W, 93-69)	Connaughton-Cooley-Dragicevich-Grant-Martin ^	1	1-0
11/21	Missouri (L, 58-87)	Abromaitis-Atkins-Cooley-Grant-Martin ^	1	0-1
11/22	Georgia (L, 57-61)	Abromaitis-Atkins-Cooley-Grant-Martin	2	0-2
11/27	Bryant (W, 84-59)	Atkins-Brooks-Connaughton-Grant-Martin ^	1	1-0
11/30	Gonzaga (L, 53-73)	Atkins-Brooks-Cooley-Grant-Martin	3	2-1
12/4	Maryland (L, 71-78)	Atkins-Brooks-Grant-Knight-Martin ^	1	0-1
12/8	Maine (W, 87-78)	Atkins-Brooks-Grant-Knight-Martin	2	1-1
12/10	Dartmouth (W, 65-47)	Atkins-Connaughton-Cooley-Dragicevich-Knight ^	1	1-0
12/17	Indiana (L, 58-69)	Atkins-Cooley-Dragicevich-Grant-Martin ^	1	0-1
12/19	Sacred Heart (W, 106-65)	Atkins-Cooley-Dragicevich-Grant-Martin	2	1-1
12/27	Pittsburgh (W, 72-59)	Atkins-Cooley-Dragicevich-Grant-Martin	3	2-1

^ - Indicates first time that lineup was used

The Irish have used eight different starting lineups in the first 14 games of the season.

Injuries And Illness Inflicting The Irish

Notre Dame has suffered through a rash of illness and injuries during the early portion of the 2011-12 campaign. Five of Notre Dame's 10 scholarship players already have missed time this season. Here is the breakdown of the games missed:

	Games Missed	Reason
Tim Abromaitis*	12	NCAA Suspension (4 games) Torn ACL (8 games)
Eric Atkins	2	Illness
Joey Brooks	1	Illness
Jack Cooley	1	Illness
Scott Martin	1	Concussion

* - Will miss remainder of season with Torn ACL

Abro Out

- Forward **Tim Abromaitis** suffered a torn anterior cruciate ligament (ACL) in his right knee at a morning team practice on Nov. 25 and will miss the remainder of the 2011-12 campaign. Abromaitis, who is in his fifth season with the Irish, had played in two games (Missouri and Georgia) and was averaging 14.0 points and 7.0 rebounds. He had missed Notre Dame's first four games due to a misunderstanding of a technicality in an NCAA rule governing seasons of competition that dated back to the 2008-09 campaign when he played in the first two exhibitions of his sophomore campaign and then sat out the remainder of that season.
- Abromaitis was selected to the 2011-12 preseason watch lists for both the John R. Wooden Award and the Naismith Trophy. Both awards are presented annually to the national player of the year. He also was named to the six-man preseason All-BIG EAST First Team. In addition, the Irish forward is one of 30 candidates up for the Lowe's Senior CLASS Award.

Instant Impact

Pat Connaughton and **Jerian Grant** became the fifth and sixth Notre Dame rookies to score 20-plus points in a game during the Mike Brey era (12 seasons). Here is the list of Irish freshmen/first-year players who have accomplished the feat in the Brey era:

Player	Season	20+ Games	30+ Games	High
Chris Thomas (G)	2001-02	9	2	32
Torin Francis (F)	2002-03	4	-	25
Luke Harangody (F)	2006-07	3	-	22
Tory Jackson (G)	2006-07	2	-	21
Jerian Grant* (G)	2011-12	2	-	20
Pat Connaughton (G/F)	2011-12	1	-	24

* - A sophomore with rookie status since he did not play during his freshman season in 2010-11.

ALL ABOUT ABRO

IN THE IRISH RECORD BOOK

Three-Point Field Goals Made

1.	Colin Falls	2003-07	331
2.	Chris Thomas	2001-05	302
3.	Matt Carroll	1999-03	301
4.	Kyle McAlarney	2005-09	298
5.	David Graves	1998-02	259
6.	Ryan Hoover	1992-96	248
7.	Chris Quinn	2002-05	239
8.	Ryan Ayers	2005-09	170
9.	Martin Ingelsby	1997-01	167
10.	Tim Abromaitis	2007-11	160
11.	Ben Hansbrough	2009-11	154
12.	Russell Carter	2003-07	139
13.	Luke Zeller	2005-09	107
14.	Tory Jackson	2006-10	103
15.	Pat Garrity	1994-98	100
16.	Antoni Wyché	1995-99	93
17.	Elmer Bennett	1988-92	91
18.	Jordan Cornette	2001-05	74
19.	Joe Fredrick	1986-90	73
20.	Rob Kurz	2004-08	72

Three-Point Field Goals Attempted

1.	Chris Thomas	2001-05	833
2.	Colin Falls	2003-07	826
3.	Matt Carroll	2002-03	762
4.	Kyle McAlarney	2005-09	687
5.	Ryan Hoover	1992-96	680
6.	David Graves	1998-02	630
7.	Chris Quinn	2002-06	573
8.	Ryan Ayers	2005-09	401
9.	Martin Ingelsby	1997-01	394
10.	Tim Abromaitis	2007-11	390
11.	Ben Hansbrough	2009-11	362
12.	Russell Carter	2003-07	342
13.	Antoni Wyché	1995-99	333
14.	Tory Jackson	2006-10	320
15.	Luke Zeller	2005-09	297
16.	Pat Garrity	1994-98	279
17.	Elmer Bennett	1988-92	259
18.	Jordan Cornette	2001-05	245
19.	Troy Murphy	1998-01	191
20.	Pete Miller	1993-97	190

Three-Point Field Goal Percentage

(Min. 120 Attempted)

1.	Joe Fredrick	1986-90	.490
2.	Kyle McAlarney	2005-09	.434
3.	Ben Hansbrough	2009-11	.425
4.	Ryan Ayers	2005-09	.424
	Martin Ingelsby	1997-01	.424
6.	Chris Quinn	2002-06	.417
7.	David Graves	1998-02	.411
8.	Tim Abromaitis	2007-11	.410
9.	Rob Kurz	2004-08	.409
10.	David Rivers	1984-88	.406
	Russell Carter	2003-07	.406
12.	Colin Falls	2003-07	.401
13.	Keith Friel	1996-98	.397
14.	Matt Carroll	1999-03	.395
15.	Jamere Jackson	1987-90	.380
	Jonathan Peoples	2006-10	.377
17.	Kevin Ellery	1988-91	.372
18.	Carl Cozen	1991-94	.370
19.	Ryan Hoover	1993-96	.365
20.	Chris Thomas	2001-05	.363



- 2011-12 Preseason All-BIG EAST First Team
- John R. Wooden Award Preseason Top 50 List (2011-12)
- Naismith Trophy Preseason Watch List (2011-12)
- Lowe's Senior CLASS Award Candidate (2011-12)
- Capital One First Team Academic All-American (2011)
- *ESPN The Magazine* First Team Academic All-American (2010)
- BIG EAST Scholar Athlete of the Year (2010 & 2011)
- BIG EAST Sports Excellence Award (2010 & 2011)
- Third Team All-BIG EAST (2011)
- BIG EAST Honorable Mention (2010)
- Four-Time BIG EAST Weekly Honor Roll Selection
- Four-Time BIG EAST Academic All-Star
- Notre Dame Club of St. Joseph Valley Rockne Student-Athlete Award (2010 & 2011)
- Notre Dame Co-Most Improved Player Award (2010)
- Team Captain (2010-11, 2011-12)
- Old Spice Classic MVP (2010)
- Graduate of Notre Dame's Mendoza College of Business
 - Bachelor's Degree in Finance (2010) - 3.73 GPA
 - MBA (2011)
- 2011 World University Games Participant
 - Started three games and averaged 6.4 ppg and 4.3 rpg.
 - Team USA posted a 7-1 record (fifth-place finish)

HOME SWEET HOME

NCAA Division I Men's Basketball Current Home Win Streaks (as of games played on Jan. 2)

Team	Streak
1. Kentucky	44
2. Duke	43
3. Ohio State	34
4. NOTRE DAME	28
5. North Carolina	26
Purdue	26

Home Winning Percentage Leaders Since the Beginning of 2006-07 Season (five-plus seasons) (as of games played on Jan. 2)

Team	Wins	Losses	Percentage
1. Utah State	88	3	96.70
2. Kansas	96	4	96.00
3. BYU	84	5	94.38
4. NOTRE DAME	93	6	93.94
5. Duke	87	6	93.55
6. Ohio State	99	8	92.52
7. Purdue	86	7	92.47
8. Memphis	98	8	92.45
9. Pittsburgh	94	8	92.16
10. Xavier	79	7	91.86
11. Wisconsin	88	8	91.67
12. Michigan State	84	8	91.30
13. Texas	85	9	90.43
14. North Carolina	83	9	90.22
15. Missouri	87	11	88.78
16. San Diego State	78	10	88.64
17. Butler	75	10	88.24
18. Kent State	73	10	87.95
19. Creighton	84	13	86.60
20. South Dakota	69	12	85.19

• Notre Dame currently has a 28-game home win streak, which is the fourth-longest in the nation.

• The Fighting Irish concluded their 2010-11 home slate with a perfect 17-0 mark. It's the third undefeated season at Purcell Pavilion at the Joyce Center in the last five years and the fifth overall for Notre Dame since the building opened at the start of the 1968-69 campaign. The other perfect home seasons occurred in: 1973-74 (15-0), 1985-86 (15-0), 2006-07 (18-0) and 2007-08 (17-0).

• Notre Dame is the only BIG EAST team that did not lose at home in 2010-11.

• Over the course of the last five seasons, Notre Dame is the only school nationally to go undefeated at home in three seasons (Duke and Kansas have done it twice), while its 93-6 record at home for a .939 winning percentage is the sixth best among NCAA Division I schools. The Irish also own the best record among all BIG EAST teams in regular-season conference home games over the same time span with a sterling 40-5 record for an .889 winning percentage.

BIG EAST Home Records in League Play Since the Beginning of 2006-07 Season (five-plus seasons) (as of games played on Jan. 2)

Team	Wins	Losses	Percentage
1. NOTRE DAME	40	5	88.89
2. Louisville	38	7	84.44
Pittsburgh	38	7	84.44
4. West Virginia	35	10	77.78
5. Connecticut	34	11	75.56
6. Syracuse	33	12	73.33
Marquette	33	12	73.33
8. Georgetown	32	13	71.11
9. Villanova	30	14	68.18
10. St. John's	25	20	55.56
11. Cincinnati	23	21	52.27
12. Seton Hall	23	22	51.11
13. Providence	22	22	50.00
14. USF	17	29	36.96
15. Rutgers	12	32	27.27
16. DePaul	11	34	24.44

IRISH ENJOYING SUCCESSFUL RUN IN LEAGUE PLAY

BIG EAST Records Since the Beginning of 2006-07 Season (five-plus seasons)

(as of games played on Jan. 2)

	Overall				BIG EAST		
	Wins	Losses	Percentage		Wins	Losses	Percentage
1. Pittsburgh	150	42	.781	1. Louisville	65	24	.730
2. Syracuse	145	48	.751	2. Pittsburgh	65	25	.722
3. Louisville	139	50	.735	3. Syracuse	59	31	.656
4. Georgetown	130	51	.718	4. NOTRE DAME	58	31	.652
5. West Virginia	138	55	.715	5. Georgetown	57	33	.633
6. Connecticut	134	54	.713	6. West Virginia	55	35	.611
7. NOTRE DAME	129	55	.701	7. Marquette	54	35	.607
8. Marquette	130	58	.691	8. Villanova	53	37	.589
9. Villanova	127	59	.683	9. Connecticut	52	38	.578
10. Cincinnati	98	80	.551	10. Cincinnati	37	52	.416
11. Seton Hall	91	79	.535	11. St. John's	37	53	.411
12. Providence	90	83	.520	12. Seton Hall	35	55	.389
13. St. John's	88	86	.506	13. Providence	32	58	.356
14. USF	71	102	.410	14. USF	23	67	.256
15. Rutgers	69	101	.406	15. Rutgers	18	71	.202
16. DePaul	64	108	.372	16. DePaul	17	72	.191

**Last Notre Dame Win/Loss Versus Ranked
Opponent in Associated Press Poll**

	Date	Opponent (Location)	Score				
Win vs. #1	2-1-87	North Carolina (H)	60-58	Win vs. #20	1-15-98	West Virginia (A)	74-72
Loss vs. #1	11-26-08	(8) North Carolina (LC)!	87-102	Loss vs. #20	1-12-09	(12) Louisville (A)	73-87
Win vs. #2	1-24-11	(15) Pittsburgh (A)	56-51	Win vs. #21	1-9-07	(22) West Virginia (H)	61-58
Loss vs. #2	2-28-09	Connecticut (A)	65-72	Loss vs. #21	11-21-11	Missouri (KC)	58-87
Win vs. #3	3-3-90	Missouri (H)	98-67	Win vs. #22	12-27-11	Pittsburgh (H)	72-59
Loss vs. #3	1-27-10	Villanova (A)	90-72	Loss vs. #22	3-16-07	Winthrop (SA)\$	64-74
Win vs. #4	12-7-06	Alabama (H)	99-85	Win vs. #23	12-3-06	Maryland (VC)@	81-74
Loss vs. #4	2-7-04	Pittsburgh (H)	58-66	Loss vs. #23	3-8-06	Georgetown (MSG)*	63-67
Win vs. #5	2-12-09	Louisville (H)	90-57	Win vs. #24	NA		
Loss vs. #5	1-1-11	(15) Syracuse (A)	58-70	Loss vs. #24	3-5-05	Pittsburgh (H)	77-85
Win vs. #6	11-25-08	(8) Texas (LC)!	81-80	Win vs. #25	3-10-11	(4) Cincinnati (MSG)*	89-51
Loss vs. #6	1-6-03	(5) Pittsburgh (A)	55-72	Loss vs. #25	3-13-08	Marquette (MSG)*	79-89
Win vs. #7	2-2-82	San Francisco (H)	75-66	<i>Event/Location Notes</i>			
Loss vs. #7	3-12-10	West Virginia (MSG)*	51-53	\$ - NCAA Tournament			
Win vs. #8	1-4-11	(14) Connecticut (H)	73-70	* - BIG EAST Tournament			
Loss vs. #8	1-17-09	(12) Syracuse (A)	74-93	! - Maui Invitational			
Win vs. #9	12-29-10	(15) Georgetown (H)	69-55	^ - SEC/BIG EAST Invitational			
Loss vs. #9	3-9-07	(20) Georgetown (MSG)*	82-84	@ - BB&T Classic			
Win vs. #10	2-21-01	(18) Boston College (H)	76-75	(H) - Home			
Loss vs. #10	1-2-10	Connecticut (A)	70-82	(A) - Away			
Win vs. #11	2-27-10	Georgetown (A)	78-64	(LC) - Lahaina Civic Center (Maui)			
Loss vs. #11	3-2-09	Villanova (H)	60-77	(MCI) - MCI Center (Washington, D.C.)			
Win vs. #12	2-24-10	Pittsburgh (H)	68-53	(MSG) - Madison Square Garden (New York, N.Y.)			
Loss vs. #12	3-4-03	Syracuse (A)	88-92	(KC) - Kansas City, Mo.			
Win vs. #13	12-2-02	Marquette (H)	92-71	(D) - Dayton, Ohio			
Loss vs. #13	2-28-08	(17) Louisville (A)	85-90	(BFC) - Big Four Classic (Indianapolis, Ind.)			
Win vs. #14	12-5-87	Louisville (BFC)	69-54	(FH) - Freedom Hall (Louisville, Ky.)			
Loss vs. #14	3-11-11	(4) Louisville (MSG)* (ot)	77-83	(PC) - Pepsi Center (Denver, Colo.)			
Win vs. #15	1-21-98	Syracuse (H)	83-63	(SA) - Spokane Arena (Spokane, Wash.)			
Loss vs. #15	2-7-09	UCLA (A)	63-89	(VC) - Verizon Center (Washington, D.C.)			
Win vs. #16	3-5-11	(8) Connecticut (A)	70-67	(CC) - Crossroads Classic (Indianapolis, Ind.)			
Loss vs. #16	1-18-03	(10) Kentucky (A)	73-88	<i>Note - Number before opponent indicates Notre Dame's AP ranking at the time of the game</i>			
Win vs. #17	3-7-70	(15) Ohio U. (D)\$	112-82	Bold italics indicates result from this season			
Loss vs. #17	12-8-10	(23) Kentucky (FH)^	58-72				
Win vs. #18	1-26-08	Villanova (A)	90-80				
Loss vs. #18	12-17-11	Indiana (CC)	58-69				
Win vs. #19	2-28-11	(8) Villanova (H)	93-72				
Loss vs. #19	11-30-11	Gonzaga (A)	53-73				

THE MIKE BREY FILE

2011 AP, Basketball Times & Henry Iba Coach of the Year

2007, 2008 & 2011 BIG EAST Coach of the Year

Third Longest Tenured Coach in BIG EAST

Record at Notre Dame: 247-125 (.664)

Overall Record: 346-177 (.662)

WHAT HIS TEAMS HAVE DONE:

9 NCAA Tournament Appearances

14 Total Postseason Appearances (5 NIT)

3 BIG EAST Players of the Year

(Troy Murphy '01 / Luke Harangody '08 / Ben Hansbrough '11)

10 First-Team All-BIG EAST Honorees



IRISH UNDER MIKE BREY:

IN OVERTIME GAMES: 7-8

at Georgetown (2/9/02)	W	116-111 (4 OT)
at Boston College (1/25/03)	W	101-96
vs. Georgetown (2/1/03)	W	93-92 (2OT)
at Pittsburgh (1/4/06)	L	97-100 (2OT)
vs. Georgetown (1/24/06)	L	82-85 (2OT)
at Louisville (2/4/06)	L	86-89
at Connecticut (2/21/06)	L	74-75
at Michigan (3/20/06)	L	84-87 (2OT)
vs. Providence (1/31/08)	W	81-74
at Louisville (1/12/09)	L	73-87
at Louisville (2/17/10)	L	89-91 (2OT)
at Marquette (3/6/10)	W	63-60
vs. Georgia (11/25/10)	W	89-83 (2OT)
vs. Louisville (2/9/11)	W	89-79
vs. Louisville (3/11/11)	L	77-83

IN GAMES DECIDED BY...

1 point	12-11
2 points	6-11
3 points	16-16
4 points	4-7
5 points	7-7
6 points	12-6
7 points	17-8
8 points	6-10
9 points	8-4
10 points	13-6
11-15 points	50-25
16-20 points	28-10
21-30 points	31-4
31-40 points	26-0
41-50 points	11-0
50+points	0-0
Total	247-125

ON THE ROAD...

	Away	Neutral	Overall
2011-12	0-1	0-4	0-5
2010-11	5-4	5-3	10-7
2009-10	3-6	3-3	6-9
2008-09	3-8	3-4	6-12
2007-08	5-4	3-4	8-8
2006-07	3-5	3-3	6-8
2005-06	4-7	0-2	4-9
2004-05	4-6	0-1	4-7
2003-04	6-5	2-1	8-6
2002-03	4-5	6-3	10-8
2001-02	8-4	5-3	13-7
2000-01	6-4	2-2	8-6
Totals	51-59	32-33	83-92
	(.464)	(.492)	(.474)

VS. RANKED OPPONENTS:

2011-12	1-3
2010-11	8-3
2009-10	4-4
2008-09	3-9
2007-08	2-6
2006-07	4-2
2005-06	1-7
2004-05	2-5
2003-04	2-8
2002-03	5-6
2001-02	3-6
2000-01	4-3
Totals	39-62
	(.386)

NOTRE DAME SEASON-BY-SEASON UNDER BREY:

	Overall	BIG EAST (regular season)
2000-01	20-10	11-5 (1st place-West Division)
2001-02	22-11	10-6 (2nd place-West Division)
2002-03	24-10	10-6 (t-3rd place-West Division)
2003-04	19-13	9-7 (7th place)
2004-05	17-12	9-7 (6th place)
2005-06	16-14	6-10 (t-11th place)
2006-07	24-8	11-5 (4th place)
2007-08	25-8	14-4 (t-2nd place)
2008-09	21-15	8-10 (t-9th place)
2009-10	23-12	10-8 (t-7th place)
2010-11	27-7	14-4 (2nd place)
2011-12	9-5	1-0
	247-125 (.664)	113-72 (.611)

MIKE BREY IN THE BIG EAST RANKINGS:

BIG EAST Coaching Percentage

Regular Season and BIG EAST Tournament

	W-L	Pct.	Yrs.	Tour.	Pct.
1. Jamie Dixon, Pittsburgh	109-47	.699	9	11-7	.611
2. John Thompson, Georgetown	231-123	.653	20	33-13	.717
3. Jim Boheim, Syracuse	386-211	.647	33	46-27	.630
4. Jim Calhoun, Connecticut	305-172	.639	26	33-18	.647
5. Steve Lavin, St. John's	14-8	.636	2	1-1	.500
6. Lou Carnesecca, St. John's	139-80	.635	13	12-11	.522
7. Bob Huggins, West Virginia	53-31	.631	5	7-3	.700
8. Rick Pitino, Providence/Louisville	95-56	.629	9	7-7	.500
9. John Thompson III, Georgetown	86-53	.619	8	11-6	.647
10. Mike Jarvis, St. John's	57-36	.613	5	7-4	.636
11. Tom Crean, Marquette	34-22	.607	3	3-3	.500
12. Buzz Williams, Marquette	38-25	.603	4	5-3	.625
13. Ben Howland, Pittsburgh	43-29	.597	4	8-3	.727
14. Mike Brey, Notre Dame	120-83	.591	12	7-11	.388
15. Jay Wright, Villanova	107-81	.569	11	8-10	.444

BIG EAST Coaching Wins

Regular Season and BIG EAST Tournament

	W-L	Pct.	Yrs.	Tour.	Pct.
1. Jim Boheim, Syracuse	386-211	.647	33	46-27	.630
2. Jim Calhoun, Connecticut	305-172	.639	26	33-18	.647
3. John Thompson, Georgetown	231-123	.653	20	33-13	.717
4. Lou Carnesecca, St. John's	139-80	.635	13	12-11	.522
5. Rollie Massimino, Villanova	123-92	.572	12	13-12	.520
6. Mike Brey, Notre Dame	120-83	.591	12	7-11	.388
7. Jamie Dixon, Pittsburgh	109-47	.699	9	11-7	.611
8. Jay Wright, Villanova	107-81	.569	11	8-10	.444
9. Steve Lappas, Villanova	97-79	.551	9	10-8	.556
10. Rick Pitino, Providence/Louisville	95-56	.629	9	7-7	.500

Bold indicates active BIG EAST head coach

Notre Dame Highs and Lows Under Mike Brey

Notre Dame – Team Game Highs (1st Half)

Points 62 vs. Loyola-Chicago (11/22/00)
 62 vs. Georgia Southern (11/12/10)*
 Field Goals Made 24 vs. IPFW (11/10/06)*
 24 vs. Syracuse (1/30/07)
 Field Goals Attempted 43 vs. New Hampshire (11/16/01)*
 43 vs. Syracuse (1/30/07)
 Field Goal Percentage 75.0% (18-24) vs. West Virginia (1/9/10)*
 3 PT Field Goals Made 14 vs. South Dakota (12/2/08)*
 3 PT Field Goals Attempted 23 vs. South Dakota (12/2/08)*
 3 PT Field Goals Percentage ..85.7% (6-7) vs. West Virginia (1/9/10)*
 Free Throws Made 18 vs. Liberty (11/22/09)*
 18 vs. Maine (11/22/10)*
 Free Throws Attempted 24 vs. Liberty (11/22/09)*
 Free Throw Percentage..... 100.0% on 19 occasions
 Total Rebounds..... 32 vs. Chicago State (11/17/10)*
 Offensive Rebounds 15 vs. Savannah State (12/2/08)*
 Defensive Rebounds..... 24 vs. Northern Illinois (12/8/07)*
 Assists..... 19 vs. Canisius (12/19/00)*
 Steals..... 12 vs. New Hampshire (11/16/01)*
 Blocked Shots..... 13 vs. Belmont (11/17/02)*
 Turnovers..... 14 vs. Monmouth (11/16/07)
 14 vs. St. John's (1/16/11)
 Fouls..... 13 vs. St. John's (1/16/11)

Notre Dame – Team Game Highs (2nd Half)

Points 68 vs. Georgetown (4OT) (2/9/02)
 Field Goals Made 24 vs. Pittsburgh (1/4/06)
 Field Goals Attempted 63 vs. Georgetown (4OT) (2/9/02)
 Field Goal Percentage..... 72.0% vs. Lafayette (11/14/06)
 72.0% (18-25) vs. Pittsburgh (12/27/11)
 3 PT Field Goals Made 11 vs. St. John's (3/6/04)
 11 vs. North Carolina (11/26/08)
 3 PT Field Goals Attempted 24 vs. Pittsburgh (1/4/06)
 3 PT Field Goals Percentage . 75.0% (6-8) vs. Connecticut (2/21/05)
 Free Throws Made 27 vs. Seton Hall (2/18/06)
 Free Throws Attempted 32 vs. California (11/26/10)
 Free Throw Percentage..... 100.0% on seven occasions
 Total Rebounds..... 34 vs. Seton Hall (1/8/01)
 Offensive Rebounds 15 vs. Army (12/19/04)*
 Defensive Rebounds..... 25 vs. Sacred Heart (11/18/00)*
 Assists..... 16 vs. Army (12/19/04)*
 16 vs. Maine (11/22/10)*
 Steals..... 14 vs. New Hampshire (11/16/01)*
 Blocked Shots..... 6 on three occasions
 Turnovers..... 13 vs. Niagara (12/21/05)*
 13 vs. Marquette (1/12/08)
 Fouls..... 26 vs. Pittsburgh (1/4/06)

Notre Dame – Team Game Highs (Total)

Points 116 vs. Georgetown (4OT) (2/9/02)
 Field Goals Made 42 vs. Canisius (12/19/00)*
 Field Goals Attempted 94 vs. Georgetown (4OT) (2/9/02)
 Field Goal Percentage..... 66.7% (34-51) vs. Pittsburgh (1/30/02)*
 3 PT Field Goals Made 20 vs. Villanova (2/28/11)*#
 3 PT Field Goals Attempted 44 vs. Canisius (12/22/00)
 3 PT Field Goals Percentage 72.7% (16-22) vs. Loyola Chicago
 (11/22/00)*#
 Free Throws Made 33 vs. Seton Hall (2/18/06)
 Free Throws Attempted 45 vs. Columbia (12/23/05)*
 Free Throw Percentage..... 100% (5-5) vs. Illinois (3/22/03)
 100% (19-19) vs. Villanova (1/8/05)*#
 Total Rebounds..... 64 vs. Georgetown (4OT) (2/9/02)
 Offensive Rebounds 24 vs. Seton Hall (1/8/01)
 Defensive Rebounds..... 41 vs. Northern Illinois (12/8/07)*
 Assists..... 32 vs. Canisius (12/19/00)*#
 Steals..... 26 vs. New Hampshire (11/16/01)*#
 Blocked Shots..... 19 vs. Belmont (12/17/02)*#
 Turnovers..... 24 vs. Marquette (1/12/08)
 Fouls..... 32 vs. Pittsburgh (1/4/06)

Notre Dame – Team Game Lows (1st Half)

Points 17 vs. Connecticut (3/3/10)*
 Field Goals Made 4 vs. St. John's (1/16/11)
 4 vs. Indiana (12/17/11)
 Field Goals Attempted..... 14 vs. St. John's (1/16/11)
 Field Goal Percentage..... 18.8% (6-32) vs. Connecticut (2/21/04)
 3 PT Field Goals Made 0 four occasions
 3 PT Field Goals Attempted 4 vs. St. Louis (11/28/09)
 3 PT Field Goals Percentage 0.0% on four occasions
 Free Throws Made 0 on ten occasions
 Free Throws Attempted 0 on seven occasions
 Free Throw Percentage..... 0.0% on ten occasions
 Total Rebounds..... 9 vs. UCF (12/6/09)*
 9 vs. Pittsburgh (3/11/10)
 Offensive Rebounds 0 vs. West Virginia (1/9/10)*
 Defensive Rebounds..... 6 vs. Louisville (2/17/10)
 Assists..... 1 vs. Villanova (1/27/07)*
 Steals..... 0 on eight occasions
 Blocked Shots..... 0 on 35 occasions
 Turnovers..... 0 vs. DePaul (1/23/10)*
 Fouls..... 0 vs. Samford (12/30/04)*

Notre Dame – Team Game Lows (2nd Half)

Points 18 vs. Pittsburgh (3/11/10)
 Field Goals Made 5 vs. West Virginia (1/9/10)*
 5 vs. Pittsburgh (3/11/10)
 Field Goals Attempted..... 13 vs. Pittsburgh (3/11/10)
 Field Goal Percentage..... 21.4% (6-28) vs. Harvard (11/19/04)*
 3 PT Field Goals Made 0 on five occasions
 3 PT Field Goals Attempted 2 vs. Rutgers (2/6/11)*
 3 PT Field Goals Percentage 0.0% on three occasions
 Free Throws Made 0 vs. Pittsburgh (1/12/04)
 0 vs. Indiana (11/24/08)
 0 vs. Old Dominion (3/18/10)
 Free Throws Attempted 0 vs. Indiana (11/24/08)
 0 vs. Old Dominion (3/18/10)
 Free Throw Percentage..... 0.0% on four occasions
 Total Rebounds..... 7 vs. Rutgers (3/1/03)
 Offensive Rebounds 2 on six occasions
 Defensive Rebounds..... 4 vs. Rutgers (3/1/03)
 Assists..... 0 vs. Harvard (11/19/04)
 Steals..... 0 on 12 occasions
 Blocked Shots..... 0 on 30 occasions
 Turnovers..... 0 vs. West Virginia (3/10/04)
 0 vs. Cincinnati (3/10/11)
 Fouls..... 3 on three occasions

Notre Dame – Team Game Lows (Total)

Points 41 vs. Washington State (3/22/08)
 Field Goals Made 13 vs. Rutgers (3/1/03)
 13 vs. Washington State (3/22/08)
 Field Goals Attempted 34 vs. Pittsburgh (3/11/10)
 Field Goal Percentage 24.5% (13-53) vs. Washington State (3/22/08)
 3 PT Field Goals Made 1 vs. Pittsburgh (2/3/01)
 1 vs. California (11/26/10)
 3 PT Field Goals Attempted 8 vs. Pittsburgh (2/3/01)
 3 PT Field Goals Percentage 5.0% (1-20) vs. California (11/26/10)
 Free Throws Made 1 vs. Connecticut (2/28/09)
 Free Throws Attempted 3 vs. Old Dominion (3/18/10)
 Free Throw Percentage..... 20.0% (1-5) vs. Connecticut (2/28/09)
 Total Rebounds..... 21 vs. Rutgers (3/1/03)
 Offensive Rebounds 3 vs. DePaul (12/14/02)*
 3 vs. Sam Houston State (11/16/11)*
 Defensive Rebounds 14 vs. DePaul (12/11/04)*
 Assists..... 6 vs. Mississippi (3/18/01)
 6 vs. Gonzaga (11/30/11)
 Steals..... 1 on five occasions
 Blocked Shots..... 0 on seven occasions
 Turnovers..... 2 vs. DePaul (1/23/10)*
 Fouls..... 6 on three occasions

* Indicates game played at the Purcell Pavilion, Notre Dame, Ind.
 # Indicates school record

Opponent Highs and Lows Under Mike Brey

Opponent – Team Game Highs (1st Half)

Points	53, Arizona (3/27/03)
Field Goals Made	23, Arizona (3/27/03)
Field Goals Attempted	44, Georgetown (3/4/01)*
Field Goal Percentage	63.3% (19-30), Missouri (11/21/11)
3 PT Field Goals Made	9, Syracuse (1/11/06)*
	9, Lehigh (11/27/06)*
3 PT Field Goals Attempted	19, Syracuse (1/11/06)*
3 PT Field Goal Percentage	81.8% (9-11), Lehigh (11/26/06)*
Free Throws Made	14, Sacred Heart (11/18/00)*
Free Throws Attempted	19, Sacred Heart (11/18/00)*
Free Throw Percentage	100.0%, on 26 occasions
Total Rebounds	33, Connecticut (2/21/04)
Offensive Rebounds	16, Northern Illinois (11/24/03)*
Defensive Rebounds	21, on six occasions
Assists	15, Seton Hall (2/11/10)
Steals	9, Miami (Fla.) (2/23/02)
	9, Marquette (1/12/08)
Blocked Shots	10, Connecticut (2/21/04)
Turnovers	16, Loyola (Chicago) (11/22/00)*
Fouls	16, on four occasions

Opponent – Team Game Highs (2nd Half)

Points	68, Georgetown (4 OT) (2/9/02)
Field Goals Made	21, Syracuse (2/24/08)*
Field Goals Attempted	49, Syracuse (2/24/08)*
Field Goal Percentage	68.2% (15-22), American (12/21/03)*
3 PT Field Goals Made	9, on three occasions
3 PT Field Goals Attempted	22, Tennessee Tech (12/17/00)*
3 PT Field Goal Percentage	100.0% (3-3), Seton Hall (2/5/03)
	100.0% (3-3), Indiana (12/17/11)
Free Throws Made	24, Pittsburgh (2 OT) (1/4/06)
Free Throws Attempted	39, Pittsburgh (2 OT) (1/4/06)
Free Throw Percentage	100.0% on 11 occasions
Total Rebounds	38, Georgetown (4 OT) (2/9/02)
Offensive Rebounds	16, Syracuse (2/24/08)*
Defensive Rebounds	27, Georgetown (4 OT) (2/9/02)
Assists	19, Pittsburgh (2 OT) (1/4/06)
Steals	9, on two occasions
Blocked Shots	11, Georgetown (4 OT) (2/9/02)
Turnovers	15, New Hampshire (11/16/01)*
Fouls	20, Seton Hall (2/18/06)
	20, Rutgers (2/6/11)

Opponent – Team Game Highs (Total)

Points	111, Georgetown (4 OT) (2/9/02)
Field Goals Made	41, Syracuse (3/4/03)*
Field Goals Attempted	82, Syracuse (2/24/08)*
Field Goal Percentage	63.0% (29-46), American (12/21/03)*
3 PT Field Goals Made	14, Texas (12/7/02)
	14, Lehigh (11/27/06)*
3 PT Field Goals Attempted	37, West Virginia (1/9/10)*
3 PT Field Goal Percentage	73.7% (14-19), Lehigh (11/27/06)*
Free Throws Made	35, Louisville (2OT) (2/17/10)
Free Throws Attempted	46, Pittsburgh (2 OT) (1/4/06)
Free Throw Percentage (min. 8 att.)	100%, on four occasions
Total Rebounds	59, Connecticut (2/21/04)
Offensive Rebounds	27, Loyola (Chicago) (11/22/00)*
Defensive Rebounds	42, Connecticut (1/24/09)*
Assists	30, Pittsburgh (2 OT) (1/4/06)
Steals	13, Niagara (12/21/05)*
Blocked Shots	19, Connecticut (OT) (2/21/06)
Turnovers	30, New Hampshire (11/16/01)*
Fouls	31, Columbia (12/23/05)*

Opponent – Team Game Lows (1st Half)

Points	5, California (11/26/10)
Field Goals Made	2, California (11/26/10)
Field Goals Attempted	18, Georgetown (2/27/10)
Field Goal Percentage	8.0% (2-25), California (11/26/10)
3 PT Field Goals Made	0, on 14 occasions
3 PT Field Goals Attempted	2, Georgetown (2/9/02)
3 PT Field Goal Percentage	0.0%, on 14 occasions
Free Throws Made	0, on 30 occasions
Free Throws Attempted	0, on 16 occasions
Free Throw Percentage	0.0%, on 30 occasions
Total Rebounds	7, Georgetown (2/27/10)
	7, Maine (11/22/10)*
Offensive Rebounds	0, Lafayette (11/14/06)
Defensive Rebounds	5, on three occasions
Assists	1, California (11/26/10)
Steals	0, on 15 occasions
Blocked Shots	0, on 41 occasions
Turnovers	1, on six occasions
Fouls	1, Pittsburgh (2/12/05)
	1, DePaul (12/31/08)
	1, West Virginia (3/12/10)

Opponent – Team Game Lows (2nd Half)

Points	8, Monmouth (11/16/07)
Field Goals Made	3, Monmouth (11/16/07)
Field Goals Attempted	19, Old Dominion (3/18/10)
Field Goal Percentage	13.0% (3-23), Monmouth (11/16/07)
3 PT Field Goals Made	0, on 12 occasions
3 PT Field Goals Attempted	3, on eight occasions
3 PT Field Goal Percentage	0.0% on 12 occasions
Free Throws Made	0, on three occasions
Free Throws Attempted	1, on three occasions
Free Throw Percentage	0.0%, on three occasions
Total Rebounds	6, Marquette (3/6/10)
Offensive Rebounds	0, Kentucky (3/25/09)*
	0, Marquette (3/6/10)
Defensive Rebounds	3, Virginia Tech (2/22/03)*
	3, Marquette (1/22/11)*
Assists	1, UAB (3/17/09)*
	1, Pittsburgh (3/11/10)
Steals	0, on eight occasions
Blocked Shots	0, on 30 occasions
Turnovers	0, West Virginia (3/10/04)
	0, Pittsburgh (1/31/09)
Fouls	4, on four occasions

Opponent – Team Game Lows (Total)

Points	33, Monmouth (11/16/07)
Field Goals Made	12, Bucknell (11/22/02)*
Field Goals Attempted	35, Rutgers (3/1/03)
Field Goal Percentage	21.1% (12-57), Bucknell (11/22/02)*
3 PT Field Goals Made	1, on six occasions
3 PT Field Goals Attempted	7, Seton Hall (2/5/03)
	7, Indiana (12/17/11)
3 PT Field Goal Percentage	5.9% (1-17), Cincinnati (11/24/00)
Free Throws Made	0, Charleston Southern (11/26/04)*
Free Throws Attempted	0, Charleston Southern (11/26/04)*
Free Throw Percentage	0.0% (0-0), Charleston Southern (11/26/04)*
Total Rebounds	19, Winston-Salem St. (11/29/06)*
Offensive Rebounds	3, Army (12/19/04)*
	3, West Virginia (2/1/06)
Defensive Rebounds	12, Georgetown (2/27/10)
	12, Marquette (1/22/11)*
Assists	5, Bucknell (11/22/02)*
Steals	1, on five occasions
Blocked Shots	0, on 12 occasions
Turnovers	3, Marquette (1/26/09)*
	3, Connecticut (3/5/11)
Fouls	7, Connecticut (1/24/09)*
	7, Connecticut (2/28/09)

* - Indicates games played at Purcell Pavilion (Notre Dame, Ind.)

Notre Dame Highs and Lows in a BIG EAST Game

Notre Dame – BIG EAST Team Game Highs (1st Half)

Points	61 vs. Syracuse (1/30/07)
Field Goals Made	24 vs. Syracuse (1/30/07)
Field Goals Attempted	43 vs. Syracuse (1/30/07)
Field Goal Percentage	75.0% (18-24) vs. West Virginia (1/9/10)*
3 PT Field Goals Made	11, on three occasions
3 PT Field Goals Attempted	22 vs. Pittsburgh (1/31/09)
3 PT Field Goals Percentage	85.7% (6-7) vs. West Virginia (1/9/10)*
Free Throws Made	13 vs. Seton Hall (2/11/10)
Free Throws Attempted	19 vs. Villanova (1/27/10)
Free Throw Percentage	100.0% on 12 occasions
Total Rebounds	29 vs. Connecticut (1/5/08)
Offensive Rebounds	14 vs. Providence (2/19/05)
Defensive Rebounds	23 vs. Louisville (2/12/09)*
Assists	17 vs. West Virginia (1/9/10)*
Steals	7 on four occasions
Blocked Shots	7 vs. Connecticut (2/9/04)* 7 vs. West Virginia (1/19/05)
Turnovers	14 vs. St. John's (1/16/11)
Fouls	13 vs. St. John's (1/16/11)

Notre Dame – BIG EAST Team Game Highs (2nd Half)

Points	68 vs. Georgetown (4OT) (2/9/02)
Field Goals Made	24 vs. Pittsburgh (1/4/06)
Field Goals Attempted	63 vs. Georgetown (4OT) (2/9/02)
Field Goal Percentage	72.0% vs. Pittsburgh (12/27/11)
3 PT Field Goals Made	11 vs. St. John's (3/6/04)
3 PT Field Goals Attempted	24 vs. Pittsburgh (1/4/06)
3 PT Field Goals Percentage	71.4% (6-8) vs. Connecticut (2/21/05)
Free Throws Made	27 vs. Seton Hall (2/18/06)
Free Throws Attempted	30 vs. Rutgers (2/6/11)*
Free Throw Percentage	100.0% on three occasions
Total Rebounds	34 vs. Seton Hall (1/8/01)
Offensive Rebounds	18 vs. Seton Hall (1/8/01)
Defensive Rebounds	27 vs. Georgetown (3/4/04)*
Assists	14 vs. Cincinnati (1/15/08)*
Steals	6 vs. Villanova (1/17/07)
Blocked Shots	5 vs. Georgetown (2/27/10)
Turnovers	13 vs. Marquette (1/12/08)
Fouls	26 vs. Pittsburgh (1/4/06)

Notre Dame – BIG EAST Team Game Highs (Total)

Points	116 vs. Georgetown (4OT) (2/9/02)
Field Goals Made	41 vs. Georgetown (4OT) (2/9/02)
Field Goals Attempted	94 vs. Georgetown (4OT) (2/9/02)
Field Goal Percentage	66.7% (34-51) vs. Pittsburgh (1/30/02)*
3 PT Field Goals Made	20 vs. Villanova (2/28/11)*#
3 PT Field Goals Attempted	36 vs. Pittsburgh (1/4/06)
3 PT Field Goals Percentage	62.5% (20-32) vs. Villanova (2/28/11)*
Free Throws Made	34 vs. Cincinnati (1/15/08)*
Free Throws Attempted	42 vs. Cincinnati (1/15/08)*
Free Throw Percentage	100.0% (19-19) vs. Villanova (1/14/03)*#
Total Rebounds	64 vs. Georgetown (4OT) (2/9/02)
Offensive Rebounds	24 vs. Seton Hall (1/8/01)
Defensive Rebounds	35 vs. Louisville (2/12/09)*
Assists	25 vs. Cincinnati (2/4/10)*
Steals	10 on six occasions
Blocked Shots	9 vs. Connecticut (2/9/04)*
Turnovers	26 vs. Pittsburgh (2/8/00)
Fouls	32 vs. Pittsburgh (1/4/06)

*Indicates game played at the Purcell Pavilion, Notre Dame, Ind.
#Indicates school record

Notre Dame – BIG EAST Team Game Lows (1st Half)

Points	17 vs. Connecticut (3/3/10)*
Field Goals Made	4 vs. St. John's (1/16/11)
Field Goals Attempted	14 vs. St. John's (1/16/11)
Field Goal Percentage	18.8% (6-32) vs. Connecticut (2/21/04)
3 PT Field Goals Made	0 vs. West Virginia (1/7/04)
3 PT Field Goals Attempted	0 vs. Connecticut (1/12/99)
3 PT Field Goals Percentage	5 on three occasions
Free Throws Made	8.3% (1-12) vs. Providence (1/21/03)
Free Throws Attempted	0 on nine occasions
Free Throw Percentage	0 on seven occasions
Total Rebounds	0.0% on nine occasions
Offensive Rebounds	9 vs. Pittsburgh (3/11/10)
Defensive Rebounds	0 on four occasions
Assists	6 vs. Louisville (2/17/10)
Steals	1 vs. Villanova (1/27/07)*
Blocked Shots	0 on seven occasions
Turnovers	0 on 20 occasions
Fouls	0 vs. DePaul (1/23/10)*
	2 vs. West Virginia (2/18/09)
	2 vs. Georgetown (2/27/10)

Notre Dame – BIG EAST Team Game Lows (2nd Half)

Points	18 vs. Pittsburgh (3/11/10)
Field Goals Made	5 vs. West Virginia (1/9/10)*
Field Goals Attempted	5 vs. Pittsburgh (3/11/10)
Field Goal Percentage	13 vs. Pittsburgh (3/11/10)*
3 PT Field Goals Made	26.3% (5-19) vs. West Virginia (1/9/10)*
3 PT Field Goals Attempted	0 vs. Connecticut (1/12/99)
3 PT Field Goals Percentage	0 vs. Providence (1/31/08)*
Free Throws Made	0 vs. Rutgers (2/6/11)*
Free Throws Attempted	2 vs. Rutgers (2/6/11)*
Free Throw Percentage	0.0% (0-6) vs. Providence (1/31/08)*
Total Rebounds	0.0% (0-2) vs. Rutgers (2/6/11)*
Offensive Rebounds	0 vs. Pittsburgh (1/12/04)
Defensive Rebounds	2 on four occasions
Assists	2 on four occasions
Steals	Free Throw Percentage.....0.0% (0-2) vs. Pittsburgh (1/12/04)
Blocked Shots	Total Rebounds.....7 vs. Rutgers (3/1/03)
Turnovers	Offensive Rebounds2 vs. Connecticut (3/3/10)*
Fouls	Defensive Rebounds.....2 vs. St. John's (1/8/11)*
	Assists.....4 vs. Rutgers (3/1/03)
	Steals.....2 on three occasions
	Blocked Shots.....0 on 10 occasions
	Turnovers.....0 vs. West Virginia (3/10/04)
	Fouls.....0 vs. Cincinnati (3/10/11)
	3 vs. West Virginia (1/7/04)*
	3 vs. Pittsburgh (2/24/10)*

Notre Dame – BIG EAST Team Game Lows (Total)

Points	48 vs. Georgetown (1/7/06)
Field Goals Made	13 vs. Rutgers (3/1/03)
Field Goals Attempted	34 vs. Pittsburgh (3/11/10)
Field Goal Percentage	29.7% (19-64) vs. Connecticut (2/21/04)
3 PT Field Goals Made	0 vs. Connecticut (1/12/99)
3 PT Field Goals Attempted	6 vs. Seton Hall (2/6/99)
3 PT Field Goals Percentage	10.5% vs. Rutgers (2/14/02)
Free Throws Made	1 vs. Connecticut (2/28/09)
Free Throws Attempted	4 vs. Pittsburgh (3/8/01)
Free Throw Percentage	4 vs. Connecticut (1/24/09)*
Total Rebounds	20.0% (1-5) vs. Connecticut (2/28/09)
Offensive Rebounds	21 vs. Rutgers (3/1/03)
Defensive Rebounds	4 on three occasions
Assists	16 vs. Pittsburgh (1/24/11)
Steals	7 vs. Rutgers (3/1/03)
Blocked Shots	7 vs. Pittsburgh (3/8/01)
Turnovers	1 vs. Marquette (1/26/09)*
Fouls	1 vs. Cincinnati (2/4/09)
	0 on three occasions
	2 vs. DePaul (1/23/10)*
	6 vs. West Virginia (1/7/04)*

*Indicates game played at the Purcell Pavilion, Notre Dame, Ind.
#Indicates school record

Opponent Highs and Lows in a BIG EAST Game

Opponent – BIG EAST Team Game High (1st Half)

Points 54, Connecticut (1/12/99)
Field Goals Made 22, Syracuse (3/4/03)*
Field Goals Attempted 44, Georgetown (3/4/01)*
Field Goal Percentage 65.2% (15-23), Providence (2/21/96)*
3 PT Field Goals Made 9 on three occasions
3 PT Field Goals Attempted 19, West Virginia (2/2/00)*
19, Syracuse (1/11/06)*
3 PT Field Goals Percentage 100.0% (5-5), Connecticut (2/8/97)*
Free Throws Made 21, Connecticut (1/12/99)
Free Throws Attempted 23, Connecticut (1/12/99)
Free Throw Percentage 100.0% on 11 occasions
Total Rebounds 33, Connecticut (2/21/04)
Offensive Rebounds 14, Georgetown (3/8/03)
Defensive Rebounds 21, on three occasions
Assists 15, Seton Hall (2/11/10)
Steals 9, Marquette (1/12/08)
Blocked Shots 10, Connecticut (2/21/04)
Turnovers 14, Pittsburgh (1/6/03)
Fouls 15, Villanova (1/27/10)

Opponent – BIG EAST Team Game High (2nd Half)

Points 68, Georgetown (4OT) (2/9/02)
Field Goals Made 23, Georgetown (4OT) (2/9/02)
Field Goals Attempted 60, Georgetown (4OT) (2/9/02)
Field Goal Percentage 66.7% (20-30), Pittsburgh (3/5/05)*
3 PT Field Goals Made 9, on three occasions
3 PT Field Goals Attempted 20, Miami (2/23/02)
3 PT Field Goals Percentage ... 83.3% (5-6), Boston College (3/1/97)
Free Throws Made 24, Pittsburgh (1/4/06)
Free Throws Attempted 39, Pittsburgh (1/4/06)
Free Throw Percentage 100.0% on four occasions
Total Rebounds 31, Syracuse (2/24/08)*
Offensive Rebounds 16, Syracuse (2/24/08)*
Defensive Rebounds 26, Connecticut (2/21/04)
Assists 19, Pittsburgh (1/4/06)
Steals 8, Marquette (1/12/08)
Blocked Shots 11, Georgetown (4 OT) (2/9/02)
Turnovers 10, Rutgers (1/31/04)
Fouls 20, Seton Hall (2/18/06)
..... 20, Rutgers (2/6/11)*

Opponent – BIG EAST Team Game High (Total)

Points 111, Georgetown (2/9/02)
Field Goals Made 41, Syracuse (3/4/03)*
Field Goals Attempted 87, Georgetown (1/7/97)
Field Goal Percentage 56.5% (34-60), Syracuse (1/17/04)*
3 PT Field Goals Made 14, Syracuse (1/16/00)
3 PT Field Goals Attempted 37, West Virginia (1/9/10)*
3 PT Field Goals Percentage 71.4% (5-7), Seton Hall (2/5/03)
Free Throws Made 35, Louisville (2OT) (2/10/10)
Free Throws Attempted 46, Pittsburgh (1/4/06)
Free Throw Percentage 100% (11-11), Connecticut (3/5/11)*
Total Rebounds 59, Connecticut (2/21/04)
Offensive Rebounds 32, Georgetown (1/7/97)
Defensive Rebounds 42, Connecticut (1/24/09)*
Assists 30, Pittsburgh (1/4/06)
Steals 24, Georgetown (2/10/99)*
Blocked Shots 19, Connecticut (OT) (2/21/06)
Turnovers 23, Villanova (1/6/02)*
Fouls 33, West Virginia (2/11/97)*

Opponent – BIG EAST Team Game Lows (1st Half)

Points 16, Georgetown (3/4/04)*
Field Goals Made 6, Georgetown (2/16/05)*
..... 6, USF (2/12/11)
Field Goals Attempted 18, Georgetown (2/27/10)
Field Goal Percentage 20.0% (6-30), USF (2/12/11)
3 PT Field Goals Made 0 on 10 occasions
3 PT Field Goals Attempted 2, Georgetown (2/1/03)*
3 PT Field Goals Percentage 0.0% on 10 occasions
Free Throws Made 0 on 10 occasions
Free Throws Attempted 0, on five occasions
Free Throw Percentage 0.0% on 10 occasions
Total Rebounds 7, Georgetown (2/27/10)
Offensive Rebounds 0, Virginia Tech (1/20/04)
Defensive Rebounds 5, Pittsburgh (2/24/10)*
Assists 2, USF (2/15/06)*
..... 2, Seton Hall (3/10/10)
Steals 0 on seven occasions
Blocked Shots 0 on 15 occasions
Turnovers 1 on five occasions*
Fouls 1, DePaul (12/31/08)
..... 1, West Virginia (3/12/10)

Opponent – BIG EAST Team Game Lows (2nd Half)

Points 16, Pittsburgh (3/11/10)*
Field Goals Made 5, West Virginia (1/9/02)
Field Goals Attempted 17, Boston College (1/9/96)
Field Goal Percentage 22.7%, West Virginia (1/9/02)
3 PT Field Goals Made 0, on three occasions
3 PT Field Goals Attempted 2, Connecticut (2/28/09)
3 PT Field Goals Percentage 0.0%, on three occasions
Free Throws Made 0, on four occasions
Free Throws Attempted 0, Pittsburgh (1/29/97)
0, St. John's (1/23/07)
Free Throw Percentage 0.0% on four occasions
Total Rebounds 6, Marquette (3/6/10)
Offensive Rebounds 0, Marquette (3/6/10)
Defensive Rebounds 3, Virginia Tech (2/22/03)*
..... 3, Marquette (1/22/11)*
Assists 1, Pittsburgh (3/11/10)
Steals 0, on six occasions
Blocked Shots 0, on 13 occasions
Turnovers 0, West Virginia (3/10/04)
..... 0, Pittsburgh (1/31/09)
Fouls 2, Connecticut (2/21/05)

Opponent – BIG EAST Team Game Lows (Total)

Points 45, Pittsburgh (3/11/10)*
Field Goals Made 17 on four occasions
Field Goals Attempted 40, Syracuse (2/5/05)
Field Goal Percentage 28.1% (18-64), Georgetown (3/4/04)*
3 PT Field Goals Made 1 on three occasions
3 PT Field Goals Attempted 7, Seton Hall (2/5/03)
3 PT Field Goals Percentage 7.1% (1-14), Pittsburgh (12/27/11)*
Free Throws Made 1, DePaul (2/2/08)*
..... 1, Rutgers (2/25/09)*
Free Throws Attempted 3, Connecticut (2/12/00)*
..... 3, DePaul (2/2/08)*
Free Throw Percentage 20.0% (1-5), Rutgers (2/25/09)*
Total Rebounds 20, Georgetown (2/27/10)
Offensive Rebounds 4, West Virginia (2/18/03)
Defensive Rebounds 12, Georgetown (2/27/10)
..... 12, Marquette (1/22/11)
Assists 6, Syracuse (2/5/05)
..... 6, Seton Hall (3/10/10)
Steals 1, Connecticut (3/11/04)
Blocked Shots 0 on four occasions
Turnovers 3, Marquette (1/26/09)*
..... 3, Connecticut (3/5/11)
Fouls 7, Connecticut (1/24/09)*
..... 7, Connecticut (2/28/09)

* Indicates game played at the Purcell Pavilion, Notre Dame, Ind.

The Last Time ...

Notre Dame recorded a ...

30-Point win..... was on 12/19/11 - ND 106, Sacred Heart 65 (41 points)*
 40-Point win..... was on 12/19/11 - ND 106, Sacred Heart 65 (41 points)*
 50-Point win..... was on 12/28/06 - ND 101, Rider 51 (50 points)
 30-Point loss..... was on 1/7/99 - ND 62, Villanova 93 (31 points)*

Notre Dame shot ...

60% on FGs was on 12/19/11 - 61.4% (35-57) vs. Sacred Heart (ND 106 - Sacred Heart 65)*
 65% on FGs was on 1/30/02 - 66.7% (34-51) vs. Pittsburgh (ND 89 - Pittsburgh 76)*
 90% on FTs was on 12/10/11 - 93.3% (14-15) vs. Dartmouth (ND 65 - Dartmouth 47)*

Notre Dame ...

Won 10 games in a row..... was from 11/24/07 thru 1/5/08 (10 straight)
 Won 15 games in a row..... was from 12/31/53 thru 3/9/54 (18 straight)
 Won 20 games in a row..... never
 Lost 5 games in a row..... was from 1/12/09 thru 2/7/09 (7 straight)
 Scored 100 points..... was on 12/19/11 (ND 106 - Sacred Heart 65)*
 - Scored 100 points on the road was on 2/21/09 (ND 103 - Providence 84)
 - Scored 100 points at a neutral site..... was on 3/12/78 (ND 100 - Houston 77) (NCAA First Round, Tulsa, OK)
 - Scored 100 points and lost..... was on 3/20/71 (ND 106 - Houston 119) (NCAA Regional Semi-finals at Wichita, KS)
 Allowed 100 points was on 11/26/08 vs. North Carolina (ND 87 - North Carolina 102)
 Scored less than 50 points was on 3/22/08 vs. Washington State (ND 41 - Washington State 61)
 Allowed less than 50 points was on 12/10/11 vs. Dartmouth (ND 65 - Dartmouth 47)*
 Played an Overtime Game..... was on 3/11/11 (OT) vs. Louisville (ND 77 - Louisville 83)
 - Played in a Multi-Overtime Game..... was on 11/28/10 (2OT) vs. Georgia (ND 89 - Georgia 83)
 Won on a "last second" shot was on 3/19/09 vs. New Mexico (ND 70 - New Mexico 68 - Tory Jackson layup at 00:02)*
 Had 5 double figure scorers. was on 12/19/11 vs. Sacred Heart (ND 106 - Sacred Heart 65) Jack Cooley 19, Jerian Grant 15, Eric Atkins 13, Alex Dragicevich 12, Joey Brooks 12*
 Had 6 double figure scorers..... was on 2/12/11 vs. USF (ND 78 - USF 55) Jack Cooley 18, Carleton Scott 13, Ben Hansbrough 12, Tim Abromaitis 12, Ty Nash 10, Scott Martin 10
 Had 7 double figure scorers never
 Had two double-figure rebounders was on 11/26/10 vs. California (ND 57 - California 44) Carleton Scott 10, Tim Abromaitis 11
 Had two players with double-doubles ..was on 2/28/11 vs. Villanova (ND 93 - Villanova 72) Ty Nash (11 pts, 11 rebs), Ben Hansbrough (30 pts, 10 assts)*
 Had three players with double-doubles ..was on 11/17/10 vs. Chicago State (ND 102 - Chicago State 62) Tim Abromaitis (21 pts, 10 rebs), Carleton Scott (17 pts, 11 rebs), Tyrone Nash (11 pts, 10 rebs)*
 Had two 30-point scorers was on 2/28/11 vs. Villanova (ND 93 - Villanova 72) Ben Hansbrough - 30, Tim Abromaitis - 30*
 Had two 20-point scorers was on 12/8/11 vs. Maine (ND 87 - Maine 78) Eric Atkins - 26, Jack Cooley - 22*
 Had three 20-point scorers was on 3/8/07 vs. Syracuse (ND 89 - Syracuse 83) Russell Carter 24, Luke Harangody 20, Colin Falls 23
 Made 10 three-point field goals was on 11/27/11 vs. Bryant - 11-25 (44.0%) (ND 84 - Bryant 59)*
 Made 20 three-point field goals was on 2/28/11 vs. Villanova - 20-32 (62.5%) (ND 93 - Villanova 72)*
 Committed 10 turnovers or less was on 12/27/11 - 6 turnovers vs. Pittsburgh (ND 72 - Pittsburgh 59)*
 Committed 5 turnovers or less was on 12/19/11 - 4 turnovers vs. Sacred Heart (ND 106 - Sacred Heart 65)*
 Committed 25 turnovers was on 2/8/00 - 26 turnovers vs. Villanova (ND 69 - Villanova 86)
 Forced 25 turnovers was on 11/16/01 - 30 turnovers vs. New Hampshire (ND 95 - New Hampshire 53)

An Irish player had ...

25+ points was on 12/8/11 - Eric Atkins (26) vs. Maine (ND 87 - Maine 78)*
 30+ points was on 2/28/11 - Ben Hansbrough (30), Tim Abromaitis (30) vs. Villanova (ND 93 - Villanova 72)*
 35+ points was on 2/4/10 - Luke Harangody (37) vs. Cincinnati (ND 83 - Cincinnati 65)*
 40+ points was on 2/28/08 - Luke Harangody (40) vs. Louisville (ND 85 - Louisville 90)
 50+ points never
 15 or more rebounds was on 11/18/11 - Jack Cooley (17) vs. Delaware State (ND 93 - Delaware State 69)*
 20 rebounds was on 3/22/08 - Luke Harangody (22) vs. Washington State (ND 41 - Washington State 61)
 a "double-double" was on 12/8/11 - Jack Cooley (22 pts., 14 rebs.) vs. Maine (ND 87 - Maine 78)*
 a "triple-double" was on 11/16/01 - Chris Thomas (24 pts, 11 ast, 11 steals) vs. New Hampshire (ND 99 - New Hampshire 53)*
 20 points and 10 rebounds was on 12/8/11 - Jack Cooley (22 pts., 14 rebs.) vs. Maine (ND 87 - Maine 78)*
 20 points and 20 rebounds was on 1/8/01 - Troy Murphy (25 pts, 20 rebs) vs. Seton Hall (ND 76 - Seton Hall 78)
 10 assists was on 2/28/11 - Ben Hansbrough (10) vs. Villanova (ND 93 - Villanova 72)*
 10 blocks was on 11/17/02 - Jordan Cornette (11) vs. Belmont (ND 76 - Belmont 48)*#
 10 steals was on 11/16/01 - Chris Thomas (11) vs. New Hampshire (ND 99, New Hampshire 53)*#

An opposing player had ...

25+ points was on 12/8/11 - Gerald McLemore (27), Maine (ND 87 - Maine 78)*
 30+ points was on 12/4/11 - Terrell Stoglin (31), Maryland (ND 71 - Maryland 78)
 35+ points was on 2/23/11 - Marshon Brooks (52), Providence (ND 94 - Providence 93)
 40+ points was on 2/23/11 - Marshon Brooks (52), Providence (ND 94 - Providence 93)
 50+ points was on 2/23/11 - Marshon Brooks (52), Providence (ND 94 - Providence 93)
 15 rebounds was on 11/30/11 - Elias Harris (15), Gonzaga (ND 53 - Gonzaga 73)
 20 rebounds was on 1/31/09 - DeJuan Blair (22), Pittsburgh (ND 80 - Pittsburgh 93)
 a "double-double" was on 12/27/11 - Talib Zanna (13 pts., 12 rebs.), Pittsburgh (ND 72 - Pittsburgh 59)*
 a "triple-double" was on 2/21/06 - Marcus Williams (18 pts, 10 rebs, 13 assts) Connecticut (ND 74 - Connecticut 75 - OT)
 20 points and 10 rebounds was on 1/2/10 - Stanley Robinson (22 pts., 16 rebs.), Connecticut (ND 70 - Connecticut 82)
 20 points and 20 rebounds was on 1/31/09 - DeJuan Blair (23 pts., 22 rebs.), Pittsburgh (ND 80 - Pittsburgh 93)
 10 assists was on 2/11/10 - Eugene Harvey (10), Seton Hall (ND 87 - Seton Hall 90)
 10 blocks was on 1/5/08 - Hasheem Thabeet (10), Connecticut (ND 73 - Connecticut 67)*
 10 steals was on 1/29/89 - Mark Macon (11), Temple (ND 64 - Temple 60)*

*indicates Notre Dame home game; #school record; @Purcell Pavilion record

The Last Time in a BIG EAST Game ...

Notre Dame Recorded a ...

30-Point win..... was on 3/10/11 - ND 89, Cincinnati 51 (38 points)
 40-Point win..... never
 50-Point win..... never
 30-Point loss..... was on 1/7/99 - ND 62, Villanova 93 (31 points)

Notre Dame Shot ...

60% on FGs was on 1/6/01 - 60.8% (31-51) vs. Rutgers (ND 87 - Rutgers 80)*
 65% on FGs was on 1/30/02 - 66.7% (34-51) vs. Pittsburgh (ND 89 - Pittsburgh 76)*
 90% on FTs was on 1/30/10 - 90.0% (9-10) vs. Rutgers (ND 73 - Rutgers 74)

Notre Dame ...

Won 5 BIG EAST games in a row..... was from 2/23/11 thru 3/11/11 (5 straight)
 Won 10 BIG EAST games in a row..... never
 Lost 5 BIG EAST games in a row..... was from 1/12/09 thru 2/4/09 - (6 straight)
 Scored 100 points..... was on 2/21/09 (ND 103 - Providence 84)
 - Scored 100 points on the road was on 2/21/09 (ND 103 - Providence 84)
 - Scored 100 points on the neutral site..... never
 - Scored 100 points and lost..... never
 Allowed 100 points was on 1/17/07 vs. Villanova (ND 87 - Villanova 102)
 Scored less than 50 points was on 1/6/07 vs. Georgetown (ND 48 - Georgetown 66)
 Allowed less than 50 points..... was on 2/26/11 vs. Seton Hall (ND 66 - Seton Hall 48)*
 Played an Overtime Game..... was on 3/11/11 (OT) vs. Louisville (ND 77 - Louisville 83)
 - Played in a Multi-Overtime Game was on 2/17/10 (2OT) at Louisville (ND 89 - Louisville 91)
 Won on a "last second" shot was on 2/9/03 vs. Pittsburgh (ND 66 - Pittsburgh 64 - Torin Francis layup at 00:00.6)*
 Had 5 double figure scorers.... was on 3/11/11 vs. Louisville (OT) (ND 77 - Louisville 83) Scott Martin 21, Tim Abromaitis 16, Ben Hansbrough 13, Ty Nash 13, Carleton Scott 10
 Had 6 double figure scorers.... was on 2/12/11 vs. USF (ND 78 - USF 55) Jack Cooley 18, Carleton Scott 13, Ben Hansbrough 12, Tim Abromaitis 12, Ty Nash 10, Scott Martin 10
 Had 7 double figure scorers..... never
 Had two double-figure rebounders was on 1/23/10 vs. DePaul (ND 87 - DePaul 77) Luke Harangody 11, Tyrone Nash 10, Ben Hansbrough 10*
 Had two players with double-doubles was on 2/28/11 vs. Villanova (ND 93 - Villanova 72) Ty Nash (11 pts, 11 rebs), Ben Hansbrough (30 pts, 10 assts)*
 Had three players with double-doubles ... was on 1/23/10 vs. DePaul (ND 87 - DePaul 77) Luke Harangody (24 pts, 11 rebs), Ben Hansbrough (15 pts, 10 rebs), Tyrone Nash (13 pts, 10 rebs)*
 Had four players with double-doubles was on 2/9/02 vs. Georgetown (Notre Dame 116, Georgetown 111 - 4OT) - Matt Carroll (30 pts, 10 rebs, Ryan Humphrey (23 pts, 14 rebs), Chris Thomas (22 pts, 12 assts.), Harold Swanagan (11 pts, 10 reb.)
 Had two 30-point scorers was on 2/28/11 vs. Villanova (ND 93 - Villanova 72) Ben Hansbrough - 30, Tim Abromaitis - 30*
 Had two 20-point scorers was on 2/28/11 vs. Villanova (ND 93 - Villanova 72) Ben Hansbrough - 30, Tim Abromaitis - 30*
 Had three 20-point scorers was on 3/8/07 vs. Syracuse (ND 89 - Syracuse 83) - Russell Carter 24, Luke Harangody 20, Colin Falls 23
 Made 10 three-point field goals was on 2/28/11 vs. Villanova - 20-32 (62.5%) (ND 93 - Villanova 72)*
 Made 20 three-point field goals was on 2/28/11 vs. Villanova - 20-32 (62.5%) (ND 93 - Villanova 72)*
 Committed 10 turnovers or less was on 12/27/11 - 6 turnovers vs. Pittsburgh (ND 72 - Pittsburgh 59)*
 Committed 5 turnovers or less was on 3/10/11 - 5 turnovers vs. Cincinnati (ND 89 - Cincinnati 51)
 Committed 25 turnovers was on 2/8/00 - 26 turnovers vs. Villanova (ND 69 - Villanova 86)
 Forced 25 turnovers..... never

An Irish player had ...

25+ points..... was on 2/28/11 - Ben Hansbrough (30), Tim Abromaitis (30) vs. Villanova (ND 93 - Villanova 72)*
 30+ points..... was on 2/28/11 - Ben Hansbrough (30), Tim Abromaitis (30) vs. Villanova (ND 93 - Villanova 72)*
 35+ points..... was on 2/4/10 - Luke Harangody (37) vs. Cincinnati (ND 83 - Cincinnati 65)*
 40+ points..... was on 2/28/08 - Luke Harangody (40) vs. Louisville (ND 85 - Louisville 90)
 50+ points..... never
 15 or more rebounds was on 2/7/10 - Luke Harangody (15) vs. USF (ND 65 - USF 62)*
 20 rebounds was on 1/8/01 - Troy Murphy (20) vs. Seton Hall (ND 76 - Seton Hall 78)
 a "double-double" was on 2/28/11 - Ben Hansbrough (30 pts., 10 assts.), Ty Nash (11 pts., 11 rebs.) vs. Villanova (ND 93 - Villanova 72)*
 a "triple-double" never
 20 points and 10 rebounds was on 2/4/10 - Luke Harangody (37 pts., 14 rebs.) vs. Cincinnati (ND 83 - Cincinnati 65)*
 20 points and 10 rebounds was on 3/10/10 - Luke Harangody (20 pts., 10 rebs.) vs. Seton Hall (ND 68 - Seton Hall 56)
 10 assists was on 2/28/11 - Ben Hansbrough (10) vs. Villanova (ND 93 - Villanova 72)*
 10 blocks..... never
 10 steals never

An opposing player had ...

25+ points..... was on 3/5/11 - Kemba Walker (34), Connecticut (ND 70 - Providence 67)
 30+ points..... was on 3/5/11 - Kemba Walker (34), Connecticut (ND 70 - Providence 67)
 35+ points..... was on 2/23/11 - Marshon Brooks (52), Providence (ND 94 - Providence 93)
 40+ points..... was on 2/23/11 - Marshon Brooks (52), Providence (ND 94 - Providence 93)
 50+ points..... was on 2/23/11 - Marshon Brooks (52), Providence (ND 94 - Providence 93)
 15 rebounds was on 1/2/10 - Stanley Robinson (16), Connecticut (ND 70 - Connecticut 82)
 20 rebounds was on 1/31/09 - DeJuan Blair (22), Pittsburgh (ND 80 - Pittsburgh 93)
 a "double-double" was on 12/27/11 - Talib Zanna (13 pts., 12 rebs.), Pittsburgh (ND 72 - Pittsburgh 59)*
 a "triple-double" was on 2/21/06 - Marcus Williams (18 pts, 10 rebs, 13 assts), Connecticut (ND 74 - Connecticut 75 - OT)
 20 points and 10 rebounds was on 1/2/10 - Stanley Robinson (22 pts., 16 rebs.), Connecticut (ND 70 - Connecticut 82)
 20 points and 20 rebounds was on 1/31/09 - DeJuan Blair (23 pts., 22 rebs.), Pittsburgh (ND 80 - Pittsburgh 93)
 10 assists was on 2/11/10 - Eugene Harvey (10), Seton Hall (ND 87 - Seton Hall 90)
 10 blocks was on 1/5/08 - Hasheem Thabeet (10), Connecticut (ND 73 - Connecticut 67)*
 10 steals..... never

Note: Notre Dame began playing as a member of the BIG EAST Conference in 1995-96.

* indicates Notre Dame home game; @ indicates Purcell Pavilion record; # indicates school record



0 Eric Atkins

Sophomore • Guard
6-1 • 182
Columbia, Md. • Mount Saint Joseph

Career Games With:

Double Figure Points	16
20-Plus Points.....	2
30-Plus Points.....	N/A
10-Plus Rebounds.....	N/A
10-Plus Assists	N/A
Double-Double	N/A

2011-12 Honors, Awards & Accomplishments

- Named co-captain prior to start of BIG EAST play
- Reached double-figure points in eight games this season, twice eclipsing 20 points
- Set career highs in points (27) and FT's (12) in opener against Mississippi Valley State (11/12/11)
- Missed Sam Houston State (11/16/11) and Delaware State (11/18/11) games with illness, the first missed games of Irish career
- Dished out career high nine assists against Bryant (11/27/11)
- Played career best 40 minutes against Maryland (12/4/11) and Maine (12/8/11)
- Career highs in FG's (9) and 3FG's (5) against Maine (12/8/11)

Season and Career Bests

Points	Season 27 (vs. MVSU 11/12/11) Career 27 (vs. MVSU 11/12/11)	FG's	Season 9 (vs. Maine 12/8/11) Career 9 (vs. Maine 12/8/11)
Rebounds	Season 5 (vs. Pittsburgh 12/27/11) Career 7 (vs. Gonzaga 12/11/10)	3PT FG's	Season 5 (vs. Maine 12/8/11) Career 5 (vs. Maine 12/8/11)
Assists	Season 9 (on two occasions) Career 9 (on two occasions)	FT's	Season 12 (vs. MVSU 11/12/11) Career 12 (vs. MVSU 11/12/11)
Steals	Season 3 (on two occasions) Career 3 (on four occasions)	Minutes	Season 40 (on four occasions) Career 40 (on four occasions)
Blocks	Season -- Career 1 (vs. Maine 11/22/10)		

Game-By-Game Stats

	Start	FG-A	3P-A	FT-A	Reb	PF	TP	A	TO	BK	S	Min
Mississippi Valley State	*	6-7	3-3	12-12	4	3	27	6	4	0	1	37
Detroit	*	4-9	0-2	5-8	2	1	13	4	3	0	0	39
Sam Houston State												DNP - illness
Delaware State												DNP - illness
Missouri	*	2-8	1-1	2-2	1	3	7	1	3	0	0	32
Georgia	*	4-8	1-1	3-4	2	3	12	1	4	0	2	38
Bryant	*	5-10	3-4	5-7	4	0	18	9	2	0	2	36
Gonzaga	*	2-9	0-3	2-2	3	2	6	1	6	0	3	31
Maryland	*	5-16	3-7	3-4	2	3	16	2	1	0	0	40
Maine	*	9-15	5-7	3-4	2	0	26	6	1	0	0	40
Dartmouth	*	0-8	0-3	0-0	4	1	0	3	1	0	1	33
Indiana	*	5-12	0-0	5-6	2	1	15	2	2	0	3	40-
Sacred Heart	*	4-7	1-3	4-6	4	1	13	9	0	0	2	29
Pittsburgh	*	5-8	0-1	5-7	5	2	15	4	0	0	2	40
Cincinnati												
Louisville												
South Florida												
Connecticut												
Rutgers												
Syracuse												
Seton Hall												
Connecticut												
Marquette												
West Virginia												
DePaul												
Rutgers												
Villanova												
West Virginia												
St. John's												
Georgetown												
Providence												

Career Stats vs. The BIG EAST


Opponent	GP-GS	Min.	FG-A	3PT-A	FT-A	Reb.	A	PF	B	S	Pts.
Cincinnati	2-1	54	3-8	1-2	6-6	5/2.5	6	4	0	0	15/7.5
Connecticut	2-1	60	4-12	2-6	3-7	1/0.5	8	3	0	4	13/6.5
DePaul	1-0	21	2-3	1-2	1-1	2/2.0	3	0	0	0	6/6.0
Georgetown	1-0	19	0-2	0-1	0-0	1/1.0	2	4	0	0	0/0.0
Louisville	2-0	39	1-4	0-1	0-0	1/0.5	7	4	0	2	2/1.0
Marquette	2-1	57	9-15	3-8	6-7	1/0.5	4	4	0	3	27/13.5
Pittsburgh	2-1	62	6-9	0-1	5-7	5/2.5	5	2	0	3	17/8.5
Providence	1-0	17	0-0	0-0	3-4	1/1.0	0	2	0	0	3/3.0
Rutgers	1-0	23	2-4	0-0	1-2	2/2.0	6	3	0	2	5/5.0
St. John's	2-2	77	3-8	2-5	8-10	1/0.5	11	6	0	3	16/8.0
Seton Hall	1-0	16	0-1	0-0	0-0	0/0.0	1	2	0	0	0/0.0
USF	1-0	17	0-4	0-1	0-0	0/0.0	7	0	0	1	0/0.0
Syracuse	1-0	16	1-5	1-3	0-0	1/1.0	2	2	0	2	3/3.0
Villanova	1-0	19	1-1	1-1	2-3	0/0.0	1	2	0	0	5/5.0
West Virginia	1-0	21	0-2	0-0	0-0	1/1.0	3	3	0	0	0/0.0

Career Statistics

Season	GP-GS	Min	Avg	FG-A	Pct	3FG-A	Pct	FT-A	Pct	O-D-TOT	Avg	PF-FO	Ast	TO	Blk	Stl	Pts	Avg
2010-11	34-6	863	25.4	61-150	.407	23-66	.348	53-76	.697	16-46-62	1.8	60-0	110	43	1	21	198	5.8
2011-12	12-12	435	36.2	51-117	.436	17-35	.486	49-62	.790	10-25-35	2.9	20-0	48	27	0	16	168	14.0
TOTAL	46-18	1298	28.2	112-267	.419	40-101	.396	102-138	.739	26-71-97	2.1	80-0	158	70	1	37	366	8.0

Career BIG EAST Statistics

Season	GP-GS	Min	Avg	FG-A	Pct	3FG-A	Pct	FT-A	Pct	O-D-TOT	Avg	PF-FO	Ast	TO	Blk	Stl	Pts	Avg
2010-11	18-5	447	24.8	27-64	.422	11-29	.379	28-38	.737	4-11-15	0.8	34-0	60	22	0	18	93	5.2
2011-12	1-1	40	40.0	5-8	.625	0-1	.000	5-7	.714	3-2-5	5.0	2-0	4	0	0	2	15	15.0
TOTAL	19-6	487	25.6	32-72	.444	11-30	.367	33-45	.733	7-13-20	1.1	36-0	64	22	0	20	108	5.7



4 Patrick Crowley | Sophomore • Guard 6-3 • 190 Los Gatos, Calif. • St. Francis

Career Games With:

Double Figure Points	N/A
20-Plus Points.....	N/A
30-Plus Points.....	N/A
10-Plus Rebounds.....	N/A
10-Plus Assists	N/A
Double-Double	N/A

Season and Career Bests

Points		FG's	
Season	5 (vs. Sacred Heart 12/19/11)	Season	2 (vs. Sacred Heart 12/19/11)
Career	5 (vs. Sacred Heart 12/19/11)	Career	2 (vs. Sacred Heart 12/19/11)
Rebounds		3PT FG's	
Season	1 (on two occasions)	Season	1 (vs. Sacred Heart 12/19/11)
Career	1 (on two occasions)	Career	1 (vs. Sacred Heart 12/19/11)
Assists		FT's	
Season	1 (vs. Sacred Heart 12/19/11)	Season	--
Career	1 (vs. Sacred Heart 12/19/11)	Career	--
Steals		Minutes	
Season	1 (vs. Dartmouth 12/10/11)	Season	4 (vs. Sacred Heart 12/19/11)
Career	1 (vs. Dartmouth 12/10/11)	Career	4 (vs. Sacred Heart 12/19/11)
Blocks			
Season	--		
Career	--		

2011-12 Honors, Awards & Accomplishments

- Pulled down first career rebound vs. Sam Houston State (11/16/11)
- Recorded first career steal against Dartmouth (12/10/11)
- Scored career high five points to go along with first career FG's (2), 3FG (1) and assist (1) in a career best four minutes against Sacred Heart (12/19/11)

Game-By-Game Stats

	Start	FG-A	3P-A	FT-A	Reb	PF	TP	A	TO	BK	S	Min
Mississippi Valley State		0-0	0-0	0-0	0	0	0	0	0	0	0	1
Detroit					DNP							
Sam Houston State		0-1	0-0	0-0	1	0	0	0	0	0	0	2
Delaware State		0-0	0-0	0-0	0	0	0	0	1	0	0	1
Missouri					DNP							
Georgia					DNP							
Bryant		0-2	0-2	0-0	0	0	0	0	0	0	0	2
Gonzaga					DNP							
Maryland					DNP							
Maine					DNP							
Dartmouth		0-2	0-0	0-0	0	0	0	0	0	0	1	2
Indiana					DNP							
Sacred Heart		2-3	1-1	0-0	1	0	5	1	0	0	0	4
Pittsburgh					DNP							
Cincinnati												
Louisville												
South Florida												
Connecticut												
Rutgers												
Syracuse												
Seton Hall												
Connecticut												
Marquette												
West Virginia												
DePaul												
Rutgers												
Villanova												
West Virginia												
St. John's												
Georgetown												
Providence												

Career Stats vs. The BIG EAST

Opponent	GP-GS	Min.	FG-A	3PT-A	FT-A	Reb.	A	PF	B	S	Pts.
Cincinnati	0-0	0	0-0	0-0	0-0	0/0.0	0	0	0	0	0/0.0
Connecticut	0-0	0	0-0	0-0	0-0	0/0.0	0	0	0	0	0/0.0
DePaul	0-0	0	0-0	0-0	0-0	0/0.0	0	0	0	0	0/0.0
Georgetown	0-0	0	0-0	0-0	0-0	0/0.0	0	0	0	0	0/0.0
Louisville	0-0	0	0-0	0-0	0-0	0/0.0	0	0	0	0	0/0.0
Marquette	0-0	0	0-0	0-0	0-0	0/0.0	0	0	0	0	0/0.0
Pittsburgh	0-0	0	0-0	0-0	0-0	0/0.0	0	0	0	0	0/0.0
Providence	0-0	0	0-0	0-0	0-0	0/0.0	0	0	0	0	0/0.0
Rutgers	0-0	0	0-0	0-0	0-0	0/0.0	0	0	0	0	0/0.0
St. John's	0-0	0	0-0	0-0	0-0	0/0.0	0	0	0	0	0/0.0
Seton Hall	0-0	0	0-0	0-0	0-0	0/0.0	0	0	0	0	0/0.0
USF	0-0	0	0-0	0-0	0-0	0/0.0	0	0	0	0	0/0.0
Syracuse	0-0	0	0-0	0-0	0-0	0/0.0	0	0	0	0	0/0.0
Villanova	0-0	0	0-0	0-0	0-0	0/0.0	0	0	0	0	0/0.0
West Virginia	0-0	0	0-0	0-0	0-0	0/0.0	0	0	0	0	0/0.0

Career Statistics

Season	GP-GS	Min	Avg	FG-A	Pct	3FG-A	Pct	FT-A	Pct	O-D-TOT	Avg	PF-FO	Ast	TO	Blk	Stl	Pts	Avg
2011-12	6-0	12	2.0	2-8	.250	1-3	.333	0-0	.000	1-1-2	0.3	0-0	1	1	0	1	5	0.8
TOTAL	6-0	12	2.0	2-8	.250	1-3	.333	0-0	.000	1-1-2	0.3	0-0	1	1	0	1	5	0.8

Career BIG EAST Statistics

Season	GP-GS	Min	Avg	FG-A	Pct	3FG-A	Pct	FT-A	Pct	O-D-TOT	Avg	PF-FO	Ast	TO	Blk	Stl	Pts	Avg
2011-12	0-0	0	0.0	0-0	.000	0-0	.000	0-0	.000	0-0-0	0.0	0-0	0	0	0	0	0	0.0
TOTAL	0-0	0	0.0	0-0	.000	0-0	.000	0-0	.000	0-0-0	0.0	0-0	0	0	0	0	0	0.0



12 Alex Dragicevich

Sophomore • Guard

6-7 • 221

Northbrook, Ill. • Glenbrook North

Career Games With:

Double Figure Points	6
20-Plus Points.....	1
30-Plus Points.....	N/A
10-Plus Rebounds.....	N/A
10-Plus Assists	N/A
Double-Double	N/A

Season and Career Bests

Points		FG's	
Season	22 (vs. Pittsburgh 12/27/11)	Season	8 (vs. Pittsburgh 12/27/11)
Career	22 (vs. Pittsburgh 12/27/11)	Career	8 (vs. Pittsburgh 12/27/11)
Rebounds		3PT FG's	
Season	5 (vs. Sacred Heart 12/19/11)	Season	4 (vs. Pittsburgh 12/27/11)
Career	5 (vs. Sacred Heart 12/19/11)	Career	4 (vs. Pittsburgh 12/27/11)
Assists		FT's	
Season	7 (vs. Delaware St. 11/18/11)	Season	4 (vs. Maine 12/8/11)
Career	7 (vs. Delaware St. 11/18/11)	Career	4 (on two occasions)
Steals		Minutes	
Season	1 (vs. Dartmouth 12/10/11)	Season	38 (vs. Delaware St. 11/18/11)
Career	1 (on two occasions)	Career	38 (vs. Delaware St. 11/18/11)
Blocks			
Season	2 (vs. Maryland 12/4/11)		
Career	2 (vs. Maryland 12/4/11)		

2011-12 Honors, Awards & Accomplishments

- Recorded first career block vs. Detroit (11/14/11)
- Posted first career start against Sam Houston State (11/16/11)
- Set career mark in minutes (38) against Delaware State (11/18/11)
- Career best two blocks versus Maryland (12/4/11)
- Matched career best 3FG's (3) against Indiana (12/17/11)
- Pulled down career best 5 rebounds versus Sacred Heart (12/19/11)
- Set career bests in points (22), FG's (8) and 3FG's (4) against Pittsburgh (12/27/11)

Game-By-Game Stats

	Start	FG-A	3P-A	FT-A	Reb	PF	TP	A	TO	BK	S	Min
Mississippi Valley State		2-7	0-3	3-4	4	0	7	2	0	0	0	21
Detroit		0-2	0-1	2-4	2	0	2	1	0	1	0	13
Sam Houston State	*	2-6	1-4	2-4	3	0	7	3	1	1	0	33
Delaware State	*	6-12	3-8	3-4	3	2	18	7	1	0	0	38
Missouri		0-2	0-2	0-0	0	3	0	0	1	0	0	10
Georgia		0-1	0-0	0-0	0	1	0	0	0	0	0	7
Bryant		5-11	3-8	0-0	4	1	13	0	1	0	0	25
Gonzaga		1-2	0-0	1-2	3	1	3	0	1	0	0	15
Maryland		3-5	2-4	0-0	0	2	8	1	1	2	0	14
Maine		4-10	2-8	4-4	2	0	14	3	0	1	0	31
Dartmouth	*	5-9	2-5	3-4	3	1	15	2	0	1	1	25
Indiana	*	3-6	3-5	0-0	2	2	9	0	3	0	0	33
Sacred Heart	*	4-8	2-5	2-2	5	1	12	1	3	1	0	28
Pittsburgh	*	8-13	4-7	2-4	2	3	22	0	1	0	0	33
Cincinnati												
Louisville												
South Florida												
Connecticut												
Rutgers												
Syracuse												
Seton Hall												
Connecticut												
Marquette												
West Virginia												
DePaul												
Rutgers												
Villanova												
West Virginia												
St. John's												
Georgetown												
Providence												

Career Stats vs. The BIG EAST

Opponent	GP-GS	Min.	FG-A	3PT-A	FT-A	Reb.	A	PF	B	S	Pts.
Cincinnati	1-0	4	0-0	0-0	0-0	1/1.0	1	0	0	0	0/0.0
Connecticut	0-0	0	0-0	0-0	0-0	0/0.0	0	0	0	0	0/0.0
DePaul	1-0	3	0-0	0-0	0-0	1/1.0	0	0	0	0	0/0.0
Georgetown	0-0	0	0-0	0-0	0-0	0/0.0	0	0	0	0	0/0.0
Louisville	0-0	0	0-0	0-0	0-0	0/0.0	0	0	0	0	0/0.0
Marquette	1-0	4	1-1	0-0	0-0	0/0.0	1	0	0	0	2/2.0
Pittsburgh	1-1	33	8-13	4-7	2-4	2/2.0	0	3	0	0	22/22.0
Providence	0-0	0	0-0	0-0	0-0	0/0.0	0	0	0	0	0/0.0
Rutgers	0-0	0	0-0	0-0	0-0	0/0.0	0	0	0	0	0/0.0
St. John's	1-0	3	0-2	0-2	1-2	0/0.0	0	0	0	0	1/1.0
Seton Hall	0-0	0	0-0	0-0	0-0	0/0.0	0	0	0	0	0/0.0
USF	1-0	5	1-2	1-2	0-0	0/0.0	0	0	0	0	3/3.0
Syracuse	0-0	0	0-0	0-0	0-0	0/0.0	0	0	0	0	0/0.0
Villanova	1-0	1	0-0	0-0	0-2	1/1.0	0	0	0	0	0/0.0
West Virginia	1-0	2	0-2	0-2	0-0	0/0.0	0	0	0	0	0/0.0

Career Statistics

Season	GP-GS	Min	Avg	FG-A	Pct	3FG-A	Pct	FT-A	Pct	O-D-TOT	Avg	PF-FO	Ast	TO	Blk	Stl	Pts	Avg
2010-11	14-0	62	4.4	5-17	.294	2-10	.200	8-13	.615	4-7-11	0.8	1-0	3	2	0	1	20	1.4
2011-12	14-6	326	23.3	43-94	.457	22-60	.367	22-32	.688	5-28-33	2.4	17-0	20	13	7	1	130	9.3
TOTAL	28-6	388	13.9	48-111	.432	24-70	.343	30-45	.667	9-35-44	1.6	18-0	23	15	7	2	150	5.4

Career BIG EAST Statistics

Season	GP-GS	Min	Avg	FG-A	Pct	3FG-A	Pct	FT-A	Pct	O-D-TOT	Avg	PF-FO	Ast	TO	Blk	Stl	Pts	Avg
2010-11	6-0	18	3.0	2-7	.286	1-6	.167	1-4	.250	0-2-2	0.3	0-0	1	2	0	0	6	1.0
2011-12	1-1	33	33.0	8-13	.615	4-7	.571	2-4	.500	0-2-2	2.0	3-0	0	1	0	0	22	22.0
TOTAL	7-1	51	7.3	10-20	.500	5-13	.385	3-8	.375	0-4-4	0.6	3-0	1	3	0	0	28	4.0



14 Scott Martin | Senior • Guard 6-8 • 222 Valparaiso, Ind. • Valparaiso

Career Games With:

Double Figure Points ...37 (24 with ND)
 20-Plus Points.....2 (2 with ND)
 30-Plus Points.....N/A
 10-Plus Rebounds.....1 (1 with ND)
 10-Plus AssistsN/A
 Double-Double1 (1 with ND)

Season and Career Bests

Points	Season 23 (vs. Delaware St. 11/18/11) Career 23 (vs. Delaware St. 11/18/11)	FG's	Season 8 (vs. Delaware State 11/18/11) Career 8 (on two occasions)
Rebounds	Season 8 (vs. Bryant 11/27/11) Career 11 (vs. Marquette 1/10/11)	3PT FG's	Season 4 (vs. Delaware St. 11/18/11) Career 4 (vs. Delaware St. 11/18/11)
Assists	Season 3 (on two occasions) Career 6 (vs. Syracuse 1/1/11)	FT's	Season 5 (vs. Missouri 11/21/11) Career 8 (on three occasions)
Steals	Season 2 (on three occasions) Career 4 (vs. Clemson 11/27/07)	Minutes	Season 39 (vs. Detroit 11/14/11) Career 44 (vs. Louisville 3/11/11)
Blocks	Season 3 (vs. Indiana 12/17/11) Career 3 (on four occasions)		

2011-12 Honors, Awards & Accomplishments

- Team Captain
- Scored career-high 23 points in win over Delaware State (11/18/11) while also hitting a career-best four three-pointers
- Set season-best mark in rebounds with eight against Bryant (11/27/11)
- Missed first game of season versus Dartmouth (12/10/11) with mild concussion

Game-By-Game Stats

	Start	FG-A	3P-A	FT-A	Reb	PF	TP	A	TO	BK	S	Min
Mississippi Valley State	*	6-14	2-6	1-2	5	3	15	2	3	0	1	34
Detroit	*	1-7	1-5	0-0	6	2	3	0	3	0	1	39
Sam Houston State	*	4-9	2-4	1-2	5	3	11	1	2	0	1	30
Delaware State	*	8-18	4-9	3-4	5	4	23	3	0	0	0	35
Missouri	*	3-8	1-3	5-6	5	2	12	1	2	0	2	31
Georgia	*	2-9	0-5	2-2	3	3	6	0	1	1	2	34
Bryant	*	5-12	1-4	1-2	8	3	12	0	1	0	1	28
Gonzaga	*	0-6	0-3	1-3	4	2	1	0	2	1	1	29
Maryland	*	2-6	1-4	2-2	4	5	7	3	2	0	0	31
Maine	*	2-4	0-2	0-0	0	0	4	1	1	0	0	9
Dartmouth					DNP							
Indiana	*	1-4	0-1	4-8	7	2	6	2	3	3	0	36
Sacred Heart	*	3-6	0-1	3-4	5	2	9	1	0	0	2	23
Pittsburgh	*	2-7	0-4	0-0	6	3	4	2	0	0	1	31
Cincinnati												
Louisville												
South Florida												
Connecticut												
Rutgers												
Syracuse												
Seton Hall												
Connecticut												
Marquette												
West Virginia												
DePaul												
Rutgers												
Villanova												
West Virginia												
St. John's												
Georgetown												
Providence												

Career Stats vs. The BIG EAST


Opponent	GP-GS	Min.	FG-A	3PT-A	FT-A	Reb.	A	PF	B	S	Pts.
Cincinnati	2-2	66	9-18	3-4	1-3	11/5.5	3	1	1	1	22/11.0
Connecticut	2-2	65	6-16	2-7	3-7	9/4.5	3	6	1	0	17/8.5
DePaul	2-2	66	9-20	4-8	3-4	8/4.0	2	4	0	2	25/12.5
Georgetown	1-1	30	5-9	1-1	0-4	3/3.0	1	1	0	1	11/11.0
Louisville	3-3	105	13-29	4-12	8-14	17/5.7	7	6	0	4	38/12.7
Marquette	2-2	69	5-20	1-7	9-12	14/7.0	3	6	1	0	20/10.0
Pittsburgh	2-2	67	5-17	3-10	1-2	7/3.5	3	5	0	1	14/7.0
Providence	1-1	33	4-8	2-4	0-0	5/5.0	1	3	0	1	10/10.0
Rutgers	1-1	34	3-6	0-1	8-9	2/2.0	3	2	0	0	14/14.0
St. John's	2-2	64	7-18	0-6	2-4	12/6.0	3	5	0	0	16/8.0
Seton Hall	1-1	35	2-7	2-5	0-0	4/4.0	3	1	1	2	6/6.0
USF	1-1	30	4-6	2-3	0-0	7/7.0	2	0	3	1	10/10.0
Syracuse	1-1	34	3-9	0-2	4-4	7/7.0	6	2	1	1	10/10.0
Villanova	1-1	28	2-5	1-2	0-0	0/0.0	1	2	0	0	5/5.0
West Virginia	1-1	32	4-11	1-6	0-0	6/6.0	0	4	0	0	9/9.0

Career Statistics

Season	GP-GS	Min	Avg	FG-A	Pct	3FG-A	Pct	FT-A	Pct	O-D-TOT	Avg	PF-FO	Ast	TO	Blk	Stl	Pts	Avg
2007-08	32-8	700	21.9	84-225	.373	26-83	.313	78-112	.696	42-79-121	3.8	78-3	44	48	21	31	272	8.5
2008-09										Sat Out Due To NCAA Transfer Rules								
2009-10										Did Not Play Due To Injury								
2010-11	33-33	1008	30.5	115-269	.428	34-102	.333	55-86	.640	33-125-158	4.8	63-0	61	51	10	16	319	9.7
2011-12	13-13	390	30.0	39-110	.355	12-51	.235	23-35	.657	8-55-63	4.8	34-1	16	20	5	12	113	8.7
TOTAL	78-54	2098	26.9	238-604	.394	72-236	.305	156-233	.670	83-259-342	4.4	175-4	121	119	36	59	704	9.0

Career BIG EAST Statistics

Season	GP-GS	Min	Avg	FG-A	Pct	3FG-A	Pct	FT-A	Pct	O-D-TOT	Avg	PF-FO	Ast	TO	Blk	Stl	Pts	Avg
2008-09										Sat Out Due To NCAA Transfer Rules								
2009-10										Did Not Play Due To Injury								
2010-11	18-18	593	32.9	60-151	.397	19-57	.333	31-49	.633	18-73-91	5.1	38-0	33	32	7	9	170	9.4
2011-12	1-1	31	31.0	2-7	.286	0-4	.000	0-0	.000	0-6-6	6.0	3-0	2	0	0	1	4	4.0
TOTAL	19-19	624	32.8	62-158	.392	19-61	.311	31-49	.633	18-79-97	5.1	41-0	35	32	7	10	174	9.2



21 Tim Abromaitis | Graduate Student • Forward 6-8 • 236 Unionville, Conn. • Farmington

Career Games With:

Double Figure Points	58
20-Plus Points	22
30-Plus Points	3
10-Plus Rebounds	4
10-Plus Assists	N/A
Double-Double	3

Season and Career Bests

Points	Season 22 (vs. Missouri 11/21/11) Career 31 (vs. UCF 12/6/09)	FG's	Season 9 (vs. Missouri 11/21/11) Career 11 (on two occasions)
Rebounds	Season 8 (vs. Missouri 11/21/11) Career 11 (on two occasions)	3PT FG's	Season -- Career 9 (vs. Villanova 2/28/11)
Assists	Season 3 (vs. Missouri 11/21/11) Career 7 (vs. Chicago State 11/17/10)	FT's	Season 4 (on two occasions) Career 12 (vs. Seton Hall 2/11/10)
Steals	Season 1 (vs. Georgia 11/22/11) Career 3 (vs. DePaul 2/3/11)	Minutes	Season 38 (on two occasions) Career 46 (vs. Georgia 11/25/10)
Blocks	Season -- Career 2 (on four occasions)		

2011-12 Honors, Awards & Accomplishments

- Preseason All-BIG EAST First Team
- John R. Wooden Award Preseason Top 50 List
- Naismith Trophy Preseason Watch List
- Lowe's Senior CLASS Award Candidate
- Team Captain
- Returned to Irish lineup in Progressive CBE Classic semifinal game against Missouri (11/21/11)
- Out for remainder of season with torn ACL

Game-By-Game Stats

	Start	FG-A	3P-A	FT-A	Reb	PF	TP	A	TO	BK	S	Min
Mississippi Valley State					DNP							
Detroit					DNP							
Sam Houston State					DNP							
Delaware State					DNP							
Missouri	*	9-18	0-4	4-5	8	2	22	3	4	0	0	38
Georgia	*	1-12	0-7	4-4	6	5	6	2	2	0	1	38
Bryant					DNP-injury							
Gonzaga					DNP-injury							
Maryland					DNP-injury							
Maine					DNP-injury							
Dartmouth					DNP-injury							
Indiana					DNP-injury							
Sacred Heart					DNP-injury							
Pittsburgh					DNP-injury							
Cincinnati					DNP-injury							
Louisville												
South Florida												
Connecticut												
Rutgers												
Syracuse												
Seton Hall												
Connecticut												
Marquette												
West Virginia												
DePaul												
Rutgers												
Villanova												
West Virginia												
St. John's												
Georgetown												
Providence												

Career Stats vs. The BIG EAST

Opponent	GP-GS	Min.	FG-A	3PT-A	FT-A	Reb.	A	PF	B	S	Pts.
Cincinnati	4-4	127	21-42	10-17	15-20	23/5.8	9	13	1	4	67/16.8
Connecticut	4-3	147	18-42	6-20	6-12	22/5.5	4	7	1	4	48/12.0
DePaul	2-2	62	13-25	6-12	11-12	10/5.0	4	3	0	4	43/21.5
Georgetown	3-2	75	13-31	6-16	9-9	8/2.7	4	3	2	2	41/13.7
Louisville	3-3	130	22-41	5-11	19-20	16/5.3	5	7	2	1	68/22.7
Marquette	4-3	110	12-32	3-14	9-11	17/4.3	4	6	0	1	36/9.0
Pittsburgh	3-3	102	7-15	3-6	9-10	9/3.0	1	3	3	0	26/8.7
Providence	2-2	62	19-30	9-15	3-6	12/6.0	2	2	0	2	50/25.0
Rutgers	2-2	72	10-21	4-11	3-4	18/9.0	3	5	0	0	27/13.5
St. John's	3-3	113	15-31	7-15	9-11	18/6.0	5	8	0	3	46/15.3
Seton Hall	4-3	116	11-29	7-16	20-24	22/5.5	4	5	0	1	49/12.3
USF	3-3	91	12-24	5-11	1-1	11/3.7	6	5	1	3	30/10.0
Syracuse	2-2	76	16-32	8-17	1-3	9/4.5	5	7	1	1	41/20.5
Villanova	2-2	74	13-30	11-21	9-12	9/4.5	6	6	0	0	46/23.0
West Virginia	3-3	98	8-23	4-12	13-17	15/5.0	4	11	1	2	33/11.0

Career Statistics

Season	GP-GS	Min	Avg	FG-A	Pct	3FG-A	Pct	FT-A	Pct	O-D-TOT	Avg	PF-FO	Ast	TO	Blk	Stl	Pts	Avg
2007-08	12-0	40	3.3	6-21	.286	1-8	.125	7-7	1.000	5-7-12	1.0	5-0	3	4	1	1	20	1.7
2008-09										Did Not Play								
2009-10	35-26	1104	31.5	183-370	.495	81-189	.429	117-134	.873	43-123-166	4.7	76-1	52	42	11	17	564	16.1
2010-11	34-34	1162	34.2	169-371	.456	78-182	.429	109-139	.784	45-161-206	6.1	66-1	61	52	15	26	525	15.4
2011-12	2-2	76	38.0	10-30	.333	0-11	.000	8-9	.889	2-12-14	7.0	7-1	5	6	0	1	28	14.0
TOTAL	83-62	2382	28.7	368-792	.465	160-390	.410	241-289	.834	95-303-398	4.8	154-3	121	104	27	45	1137	13.7

Career BIG EAST Statistics

Season	GP-GS	Min	Avg	FG-A	Pct	3FG-A	Pct	FT-A	Pct	O-D-TOT	Avg	PF-FO	Ast	TO	Blk	Stl	Pts	Avg
2007-08	3-0	5	1.7	1-2	.500	0-1	.000	2-2	1.000	0-0-0	0.0	1-0	1	1	0	0	4	1.3
2008-09										Did Not Play								
2009-10	18-17	647	35.9	102-217	.470	45-109	.413	78-90	.867	28-74-102	5.7	37-1	34	25	6	9	327	18.2
2010-11	18-18	632	35.1	89-188	.473	43-91	.473	43-61	.705	22-75-97	5.4	39-1	24	32	5	16	264	14.7
2011-12	0-0	0	0.0	0-0	.000	0-0	.000	0-0	.000	0-0-0	0.0	0-0	0	0	0	0	0	0.0
TOTAL	39-35	1284	32.9	192-407	.472	88-201	.438	123-153	.804	50-149-199	5.1	77-2	59	58	11	25	595	15.3



22 Jerian Grant | Sophomore • Guard 6-5 • 195 Bowie, Md. • DeMatha

Career Games With:

Double Figure Points	11
20-Plus Points.....	2
30-Plus Points.....	N/A
10-Plus Rebounds.....	1
10-Plus Assists	N/A
Double-Double	1

2011-12 Honors, Awards & Accomplishments

- Named to the Progressive CBE All-Tournament Team
- Played in first game and recorded first start as member of the Irish in season opener against Mississippi Valley State (11/12/11)
- Matched career high in 3FG's (3) while tallying first career block against Delaware State (11/18/11)
- Named BIG EAST Rookie of the Week on Nov. 21
- Set career high in points (20) and FT's (10) while matching most minutes played (39) against Georgia (11/22/11)
- Pulled down career high 11 rebounds en route to first career double-double (12 pts., 11 rebs.) against Bryant (11/27/11)
- Matched career best 20 points on career high 8 FG's against Maryland (12/4/11)
- Dished out career best 9 assists against Pittsburgh (12/27/11)

Season and Career Bests

Points	20 (on two occasions) Career 20 (on two occasions)	FG's	8 (vs. Maryland 12/4/11) Career 8 (vs. Maryland 12/4/11)
Rebounds	11 (vs. Bryant 11/27/11) Career 11 (vs. Bryant 11/27/11)	3PT FG's	3 (on four occasions) Career 3 (on four occasions)
Assists	9 (vs. Pittsburgh 12/27/11) Career 9 (vs. Pittsburgh 12/27/11)	FT's	10 (vs. Georgia 11/22/11) Career 10 (vs. Georgia 11/22/11)
Steals	2 (on four occasions) Career 2 (on four occasions)	Minutes	39 (on three occasions) Career 39 (on three occasions)
Blocks	1 (on three occasions) Career 1 (on three occasions)		

Game-By-Game Stats

	Start	FG-A	3P-A	FT-A	Reb	PF	TP	A	TO	BK	S	Min
Mississippi Valley State	*	4-7	2-3	1-1	2	1	11	5	1	0	2	33
Detroit	*	4-10	3-6	0-0	2	0	11	3	1	0	1	30
Sam Houston State	*	6-6	1-1	4-7	6	0	17	7	1	0	2	36
Delaware State	*	4-6	3-3	6-8	4	3	17	6	2	1	1	39
Missouri	*	3-8	0-2	0-1	1	2	6	2	2	0	0	27
Georgia	*	4-7	2-4	10-11	5	2	20	4	0	0	1	39
Bryant	*	3-7	2-4	4-4	11	0	12	7	1	0	1	33
Gonzaga	*	5-9	0-3	6-7	1	2	16	3	4	0	1	32
Maryland	*	8-13	0-3	4-6	4	3	20	3	2	0	2	39
Maine	*	2-3	1-1	1-2	4	1	6	2	2	1	1	23
Dartmouth		0-8	0-6	0-0	3	2	0	4	1	1	2	30
Indiana	*	2-10	1-4	9-10	4	3	14	4	0	0	1	36
Sacred Heart	*	5-10	3-4	2-2	2	1	15	7	0	0	1	31
Pittsburgh	*	5-12	3-7	2-3	1	2	15	9	2	0	1	33
Cincinnati												
Louisville												
South Florida												
Connecticut												
Rutgers												
Syracuse												
Seton Hall												
Connecticut												
Marquette												
West Virginia												
DePaul												
Rutgers												
Villanova												
West Virginia												
St. John's												
Georgetown												
Providence												

Career Stats vs. The BIG EAST


Opponent	GP-GS	Min.	FG-A	3PT-A	FT-A	Reb.	A	PF	B	S	Pts.
Cincinnati	0-0	0	0-0	0-0	0-0	0/0.0	0	0	0	0	0/0.0
Connecticut	0-0	0	0-0	0-0	0-0	0/0.0	0	0	0	0	0/0.0
DePaul	0-0	0	0-0	0-0	0-0	0/0.0	0	0	0	0	0/0.0
Georgetown	0-0	0	0-0	0-0	0-0	0/0.0	0	0	0	0	0/0.0
Louisville	0-0	0	0-0	0-0	0-0	0/0.0	0	0	0	0	0/0.0
Marquette	0-0	0	0-0	0-0	0-0	0/0.0	0	0	0	0	0/0.0
Pittsburgh	1-1	33	5-12	3-7	2-3	1/1.0	9	2	0	1	15/15.0
Providence	0-0	0	0-0	0-0	0-0	0/0.0	0	0	0	0	0/0.0
Rutgers	0-0	0	0-0	0-0	0-0	0/0.0	0	0	0	0	0/0.0
St. John's	0-0	0	0-0	0-0	0-0	0/0.0	0	0	0	0	0/0.0
Seton Hall	0-0	0	0-0	0-0	0-0	0/0.0	0	0	0	0	0/0.0
USF	0-0	0	0-0	0-0	0-0	0/0.0	0	0	0	0	0/0.0
Syracuse	0-0	0	0-0	0-0	0-0	0/0.0	0	0	0	0	0/0.0
Villanova	0-0	0	0-0	0-0	0-0	0/0.0	0	0	0	0	0/0.0
West Virginia	0-0	0	0-0	0-0	0-0	0/0.0	0	0	0	0	0/0.0

Career Statistics

Season	GP-GS	Min	Avg	FG-A	Pct	3FG-A	Pct	FT-A	Pct	O-D-TOT	Avg	PF-FO	Ast	TO	Blk	Stl	Pts	Avg
2010-11										Did Not Play								
2011-12	14-13	461	32.9	55-116	.474	21-51	.412	49-62	.790	6-44-50	3.6	22-0	66	19	3	17	180	12.9
TOTAL	14-13	461	32.9	55-116	.474	21-51	.412	49-62	.790	6-44-50	3.6	22-0	66	19	3	17	180	12.9

Career BIG EAST Statistics

Season	GP-GS	Min	Avg	FG-A	Pct	3FG-A	Pct	FT-A	Pct	O-D-TOT	Avg	PF-FO	Ast	TO	Blk	Stl	Pts	Avg
2010-11										Did Not Play								
2011-12	1-1	33	33.0	5-12	.417	3-7	.429	2-3	.667	0-1-1	1.0	2-0	9	2	0	1	15	15.0
TOTAL	1-1	33	33.0	5-12	.417	3-7	.429	2-3	.667	0-1-1	1.0	2-0	9	2	0	1	15	15.0



24 Pat Connaughton | Freshman • Guard/Forward 6-5 • 206 Arlington, Mass. • St. John's Prep

Career Games With:

Double Figure Points	4
20-Plus Points	1
30-Plus Points	N/A
10-Plus Rebounds	N/A
10-Plus Assists	N/A
Double-Double	N/A

2011-12 Honors, Awards & Accomplishments

- Recorded career high in rebounds (9) against Detroit (11/14/11)
- Set early career bests in points (24), steals (2), FG's (9) and 3FG's (6) against Sam Houston State (11/16/11)
- The six three's against SHSU were most by Irish freshman since Chris Thomas hit six against UConn on March 8, 2002 and the 24 points were most by a freshman since Torin Francis scored 25 against Arizona on March 27, 2003
- Played career-high 36 minutes against Delaware State (11/18/11) in first career start of Irish career
- Dished out career best three assists against Bryant (11/27/11)
- Hit career best 4 FT's against Maryland (12/4/11)

Season and Career Bests

Points	Season 24 (vs. Sam Houston 11/16/11) Career 24 (vs. Sam Houston 11/16/11)	FG's	Season 9 (vs. Sam Houston 11/16/11) Career 9 (vs. Sam Houston 11/16/11)
Rebounds	Season 9 (vs. Detroit 11/14/11) Career 9 (vs. Detroit 11/14/11)	3PT FG's	Season 6 (vs. Sam Houston 11/16/11) Career 6 (vs. Sam Houston 11/16/11)
Assists	Season 3 (on two occasions) Career 3 (on two occasions)	FT's	Season 4 (vs. Maryland 12/4/11) Career 4 (vs. Maryland 12/4/11)
Steals	Season 2 (vs. Sam Houston 11/16/11) Career 2 (vs. Sam Houston 11/16/11)	Minutes	Season 36 (vs. Delaware St. 11/18/11) Career 36 (vs. Delaware St. 11/18/11)
Blocks	Season 1 (vs. Missouri 11/21/11) Career 1 (vs. Missouri 11/21/11)		

Game-By-Game Stats

	Start	FG-A	3P-A	FT-A	Reb	PF	TP	A	TO	BK	S	Min
Mississippi Valley State		0-4	0-2	2-2	4	1	2	0	0	0	0	15
Detroit		4-5	0-1	2-3	9	2	10	0	1	0	0	20
Sam Houston State		9-14	6-10	0-1	5	1	24	1	1	0	2	33
Delaware State	*	3-9	1-3	2-2	7	1	9	2	2	0	0	36
Missouri		2-4	1-2	2-3	5	1	7	0	0	1	0	26
Georgia		4-7	1-3	2-4	0	0	11	0	0	0	0	18
Bryant	*	1-5	0-1	0-0	3	0	2	3	1	0	0	24
Gonzaga		4-8	2-3	1-1	3	0	11	0	0	0	1	26
Maryland		2-4	1-2	4-4	6	3	9	0	0	0	1	25
Maine		1-4	0-2	2-2	5	0	4	0	1	0	0	26
Dartmouth	*	1-6	1-6	0-0	4	0	3	3	1	0	0	27
Indiana		1-3	0-1	0-1	4	4	2	1	1	0	1	22
Sacred Heart		1-4	1-2	2-2	2	1	5	0	0	0	0	20
Pittsburgh		1-1	0-0	0-0	0	0	2	2	0	0	0	11
Cincinnati												
Louisville												
South Florida												
Connecticut												
Rutgers												
Syracuse												
Seton Hall												
Connecticut												
Marquette												
West Virginia												
DePaul												
Rutgers												
Villanova												
West Virginia												
St. John's												
Georgetown												
Providence												

Career Stats vs. The BIG EAST


Opponent	GP-GS	Min.	FG-A	3PT-A	FT-A	Reb.	A	PF	B	S	Pts.
Cincinnati	0-0	0	0-0	0-0	0-0	0/0.0	0	0	0	0	0/0.0
Connecticut	0-0	0	0-0	0-0	0-0	0/0.0	0	0	0	0	0/0.0
DePaul	0-0	0	0-0	0-0	0-0	0/0.0	0	0	0	0	0/0.0
Georgetown	0-0	0	0-0	0-0	0-0	0/0.0	0	0	0	0	0/0.0
Louisville	0-0	0	0-0	0-0	0-0	0/0.0	0	0	0	0	0/0.0
Marquette	0-0	0	0-0	0-0	0-0	0/0.0	0	0	0	0	0/0.0
Pittsburgh	1-0	11	1-1	0-0	0-0	0/0.0	2	0	0	0	2/2.0
Providence	0-0	0	0-0	0-0	0-0	0/0.0	0	0	0	0	0/0.0
Rutgers	0-0	0	0-0	0-0	0-0	0/0.0	0	0	0	0	0/0.0
St. John's	0-0	0	0-0	0-0	0-0	0/0.0	0	0	0	0	0/0.0
Seton Hall	0-0	0	0-0	0-0	0-0	0/0.0	0	0	0	0	0/0.0
USF	0-0	0	0-0	0-0	0-0	0/0.0	0	0	0	0	0/0.0
Syracuse	0-0	0	0-0	0-0	0-0	0/0.0	0	0	0	0	0/0.0
Villanova	0-0	0	0-0	0-0	0-0	0/0.0	0	0	0	0	0/0.0
West Virginia	0-0	0	0-0	0-0	0-0	0/0.0	0	0	0	0	0/0.0

Career Statistics

Season	GP-GS	Min	Avg	FG-A	Pct	3FG-A	Pct	FT-A	Pct	O-D-TOT	Avg	PF-FO	Ast	TO	Blk	Stl	Pts	Avg
2011-12	14-3	329	23.5	34-78	.436	14-38	.368	19-25	.760	13-44-57	4.1	14-0	12	8	1	5	101	7.2
TOTAL	14-3	329	23.5	34-78	.436	14-38	.368	19-25	.760	13-44-57	4.1	14-0	12	8	1	5	101	7.2

Career BIG EAST Statistics

Season	GP-GS	Min	Avg	FG-A	Pct	3FG-A	Pct	FT-A	Pct	O-D-TOT	Avg	PF-FO	Ast	TO	Blk	Stl	Pts	Avg
2011-12	1-0	11	11.0	1-1	1.000	0-0	.000	0-0	.000	0-0-0	0.0	0-0	2	0	0	0	2	2.0
TOTAL	1-0	11	11.0	1-1	1.000	0-0	.000	0-0	.000	0-0-0	0.0	0-0	2	0	0	0	2	2.0



25 Tom Knight | Junior • Forward 6-9 • 250 Dixfield, Maine • Dirigo

Career Games With:

Double Figure Points	N/A
20-Plus Points	N/A
30-Plus Points	N/A
10-Plus Rebounds	N/A
10-Plus Assists	N/A
Double-Double	N/A

2011-12 Honors, Awards & Accomplishments

- Started three consecutive games (Maryland, Maine, Dartmouth); first three starts of Irish career
- Career highs in blocks (3), FT's (4) and minutes (25) and tied career high in rebounds (5) against Dartmouth (12/10/11)
- Career high nine points against Sacred Heart (12/19/11)

Season and Career Bests

Points		FG's	
Season	9 (vs. Sacred Heart 12/19/11)	Season	3 (on four occasions)
Career	9 (vs. Sacred Heart 12/19/11)	Career	3 (on six occasions)
Rebounds		3PT FG's	
Season	5 (vs. Dartmouth 12/10/11)	Season	--
Career	5 (on two occasions)	Career	--
Assists		FT's	
Season	2 (on three occasions)	Season	4 (vs. Dartmouth 12/10/11)
Career	2 (on three occasions)	Career	4 (vs. Dartmouth 12/10/11)
Steals		Minutes	
Season	2 (vs. Sam Houston 11/16/11)	Season	25 (vs. Dartmouth 12/10/11)
Career	2 (vs. Sam Houston 11/16/11)	Career	25 (vs. Dartmouth 12/10/11)
Blocks			
Season	3 (vs. Dartmouth 12/10/11)		
Career	3 (vs. Dartmouth 12/10/11)		

Game-By-Game Stats

	Start	FG-A	3P-A	FT-A	Reb	PF	TP	A	TO	BK	S	Min
Mississippi Valley State		0-0	0-0	0-0	2	0	0	0	0	0	0	5
Detroit		0-1	0-0	0-0	1	0	0	0	0	0	0	1
Sam Houston State		3-7	0-0	1-2	1	1	7	2	0	0	2	19
Delaware State		3-4	0-0	0-0	0	2	6	0	0	0	0	8
Missouri												
Georgia												
Bryant		2-3	0-0	0-0	0	2	4	1	0	0	0	8
Gonzaga		2-3	0-0	0-0	3	3	4	1	0	2	0	14
Maryland	*	2-3	0-0	0-0	0	2	4	0	0	0	0	9
Maine	*	2-6	0-0	3-5	2	2	7	2	2	1	1	23
Dartmouth	*	2-6	0-0	4-4	5	1	8	1	1	3	1	25
Indiana		0-1	0-0	0-2	0	1	0	0	0	1	0	5
Sacred Heart		3-4	0-0	3-4	1	1	9	2	1	0	0	11
Pittsburgh		3-5	0-0	0-0	1	1	6	0	0	2	0	14
Cincinnati												
Louisville												
South Florida												
Connecticut												
Rutgers												
Syracuse												
Seton Hall												
Connecticut												
Marquette												
West Virginia												
DePaul												
Rutgers												
Villanova												
West Virginia												
St. John's												
Georgetown												
Providence												

Career Stats vs. The BIG EAST


Opponent	GP-GS	Min.	FG-A	3PT-A	FT-A	Reb.	A	PF	B	S	Pts.
Cincinnati	1-0	4	1-1	0-0	0-0	0/0.0	0	1	0	0	2/2.0
Connecticut	0-0	0	0-0	0-0	0-0	0/0.0	0	0	0	0	0/0.0
DePaul	1-0	2	1-1	0-0	0-0	0/0.0	0	0	0	0	2/2.0
Georgetown	0-0	0	0-0	0-0	0-0	0/0.0	0	0	0	0	0/0.0
Louisville	0-0	0	0-0	0-0	0-0	0/0.0	0	0	0	0	0/0.0
Marquette	1-0	2	0-0	0-0	0-0	1/1.0	0	0	0	0	0/0.0
Pittsburgh	1-0	14	3-5	0-0	0-0	1/1.0	0	1	2	0	6/6.0
Providence	0-0	0	0-0	0-0	0-0	0/0.0	0	0	0	0	0/0.0
Rutgers	0-0	0	0-0	0-0	0-0	0/0.0	0	0	0	0	0/0.0
St. John's	1-0	0	0-0	0-0	0-0	0/0.0	0	0	0	0	0/0.0
Seton Hall	0-0	0	0-0	0-0	0-0	0/0.0	0	0	0	0	0/0.0
USF	1-0	5	0-2	0-0	0-0	0/0.0	0	0	0	0	0/0.0
Syracuse	1-0	0+	0-0	0-0	0-0	0/0.0	0	0	0	0	0/0.0
Villanova	1-0	1	0-0	0-0	0-0	1/1.0	1	1	0	0	0/0.0
West Virginia	0-0	0	0-0	0-0	0-0	0/0.0	0	0	0	0	0/0.0

Career Statistics

Season	GP-GS	Min	Avg	FG-A	Pct	3FG-A	Pct	FT-A	Pct	O-D-TOT	Avg	PF-FO	Ast	TO	Blk	Stl	Pts	Avg	
2009-10										Did Not Play									
2010-11	14-0	53	3.8	9-19	.474	0-0	.000	2-2	1.000	7-9-16	1.1	3-0	3	1	2	0	20	1.4	
2011-12	12-3	142	11.8	22-43	.512	0-0	.000	11-17	.647	6-10-16	1.3	16-0	9	4	9	5	55	4.6	
TOTAL	26-3	195	7.5	31-62	.500	0-0	.000	13-19	.684	13-19-32	1.2	19-0	12	5	11	5	75	2.9	

Career BIG EAST Statistics

Season	GP-GS	Min	Avg	FG-A	Pct	3FG-A	Pct	FT-A	Pct	O-D-TOT	Avg	PF-FO	Ast	TO	Blk	Stl	Pts	Avg	
2009-10										Did Not Play									
2010-11	6-0	11	1.8	1-3	.333	0-0	.000	0-0	.000	1-1-2	0.3	1-0	1	0	0	0	2	0.3	
2011-12	1-0	14	14.0	3-5	.600	0-0	.000	0-0	.000	1-0-1	1.0	1-0	0	0	2	0	6	6.0	
TOTAL	7-0	25	3.6	4-8	.500	0-0	.000	0-0	.000	2-1-3	0.4	2-0	1	0	2	0	8	1.1	



32 Joey Brooks | Junior • Guard

6-6 • 220
Houston, Texas • Strake Jesuit Prep School

Career Games With:

Double Figure Points	5
20-Plus Points.....	N/A
30-Plus Points.....	N/A
10-Plus Rebounds.....	N/A
10-Plus Assists	N/A
Double-Double	N/A

2011-12 Honors, Awards & Accomplishments

- First career start against Mississippi Valley State (11/12/11)
- Set career bests in points (13), rebounds (9), FT's (7) and minutes (35) in second career start against Detroit (11/14/11)
- Match career high in points (13) while also setting career best in FG's (5), 3FG's (2) and blocks (3) against Bryant (11/27/11)

Season and Career Bests

Points	13 (on three occasions)	FG's	5 (on two occasions)
Season	13 (on three occasions)	Season	5 (on two occasions)
Career	13 (on three occasions)	Career	5 (on two occasions)
Rebounds	9 (vs. Detroit 11/14/11)	3PT FG's	2 (vs. Bryant 11/27/11)
Season	9 (vs. Detroit 11/14/11)	Season	2 (vs. Bryant 11/27/11)
Career	9 (vs. Detroit 11/14/11)	Career	2 (vs. Bryant 11/27/11)
Assists	3 (on two occasions)	FT's	7 (vs. Detroit 11/14/11)
Season	3 (on two occasions)	Season	7 (vs. Detroit 11/14/11)
Career	3 (on three occasions)	Career	7 (vs. Detroit 11/14/11)
Steals	2 (vs. Detroit 11/14/11)	Minutes	35 (vs. Detroit 11/14/11)
Season	2 (vs. Detroit 11/14/11)	Season	35 (vs. Detroit 11/14/11)
Career	3 (vs. Georgia Southern 11/12/10)	Career	35 (vs. Detroit 11/14/11)
Blocks	3 (vs. Bryant 11/27/11)		
Season	3 (vs. Bryant 11/27/11)		
Career	3 (vs. Bryant 11/27/11)		

Game-By-Game Stats

	Start	FG-A	3P-A	FT-A	Reb	PF	TP	A	TO	BK	S	Min
Mississippi Valley State	*	3-6	1-2	2-4	4	1	9	3	2	0	0	29
Detroit	*	3-9	0-0	7-13	9	3	13	2	1	0	2	35
Sam Houston State	*	0-4	0-0	0-0	1	1	0	1	0	0	0	12
Delaware State												
DNP - illness												
Missouri		1-5	1-2	1-2	1	2	4	1	1	0	0	14
Georgia		0-1	0-0	0-0	0	0	0	0	0	0	0	3
Bryant	*	5-7	2-2	1-2	6	3	13	2	2	3	0	24
Gonzaga	*	3-7	0-2	0-2	5	3	6	1	1	0	0	28
Maryland	*	2-6	0-1	3-4	3	3	7	1	0	0	0	26
Maine	*	1-2	0-0	0-0	1	1	2	1	1	0	0	10
Dartmouth		5-6	0-0	3-3	4	3	13	2	1	0	0	22
Indiana		0-1	0-0	0-0	0	0	0	0	1	0	0	4
Sacred Heart		3-5	1-1	5-5	2	2	12	3	0	0	1	17
Pittsburgh		0-0	0-0	0-0	0	0	0	0	1	0	0	5
Cincinnati												
Louisville												
South Florida												
Connecticut												
Rutgers												
Syracuse												
Seton Hall												
Connecticut												
Marquette												
West Virginia												
DePaul												
Rutgers												
Villanova												
West Virginia												
St. John's												
Georgetown												
Providence												

Career Stats vs. The BIG EAST

Opponent	GP-GS	Min.	FG-A	3PT-A	FT-A	Reb.	A	PF	B	S	Pts.
Cincinnati	4-0	13	2-4	1-3	0-1	3/0.8	1	1	0	0	5/1.3
Connecticut	3-0	8	0-0	0-0	0-0	1/0.3	1	2	0	0	0/0.0
DePaul	2-0	11	0-0	0-0	2-2	1/0.5	0	0	0	0	2/1.0
Georgetown	0-0	0	0-0	0-0	0-0	0/0.0	0	0	0	0	0/0.0
Louisville	1-0	2	0-0	0-0	0-0	0/0.0	0	1	0	0	0/0.0
Marquette	2-0	18	1-2	0-0	1-4	1/0.5	0	3	0	2	3/1.5
Pittsburgh	1-0	5	0-0	0-0	0-0	0/0.0	0	0	0	0	0/0.0
Providence	1-0	0	0-0	0-0	0-0	0/0.0	0	0	0	0	0/0.0
Rutgers	2-0	5	0-1	0-0	0-0	0/0.0	0	0	0	1	0/0.0
St. John's	3-0	38	1-1	0-0	9-16	5/1.7	0	4	0	2	11/3.7
Seton Hall	2-0	8	1-1	0-0	1-2	0/0.0	0	2	0	1	3/1.5
USF	1-0	9	0-1	0-0	0-2	0/0.0	0	1	0	0	0/0.0
Syracuse	1-0	1	0-0	0-0	0-0	0/0.0	0	0	0	0	0/0.0
Villanova	2-0	8	1-2	0-0	0-0	0/0.0	1	0	0	1	2/1.0
West Virginia	2-0	11	2-3	1-1	0-0	1/0.5	0	1	0	0	5/2.5

Career Statistics

Season	GP-GS	Min	Avg	FG-A	Pct	3FG-A	Pct	FT-A	Pct	O-D-TOT	Avg	PF-FO	Ast	TO	Blk	Stl	Pts	Avg
2009-10	22-0	86	3.9	15-31	.484	4-7	.571	11-16	.688	5-4-9	0.4	12-0	4	5	0	9	45	2.0
2010-11	27-0	205	7.6	12-34	.353	1-13	.077	17-37	.459	7-22-29	1.1	25-1	11	15	0	10	42	1.6
2011-12	13-7	229	17.6	26-59	.441	5-10	.500	22-35	.629	9-27-36	2.8	22-0	17	11	3	3	79	6.1
TOTAL	62-7	520	8.4	53-124	.427	10-30	.333	50-88	.568	21-53-74	1.2	59-1	32	31	3	22	166	2.7

Career BIG EAST Statistics

Season	GP-GS	Min	Avg	FG-A	Pct	3FG-A	Pct	FT-A	Pct	O-D-TOT	Avg	PF-FO	Ast	TO	Blk	Stl	Pts	Avg
2009-10	11-0	39	3.5	5-8	.625	2-2	1.000	3-4	.750	0-3-3	0.3	5-0	2	1	0	3	15	1.4
2010-11	13-0	87	6.7	2-6	.333	0-2	.000	10-23	.435	1-8-9	0.7	9-0	0	5	0	4	14	1.1
2011-12	1-0	5	5.0	0-0	.000	0-0	.000	0-0	.000	0-0-0	0.0	0-0	0	1	0	0	0	0.0
TOTAL	25-0	131	5.2	7-14	.500	2-4	.500	13-27	.481	1-11-12	0.5	14-0	2	7	0	7	29	1.2



33 Mike Broghammer | Junior • Forward

6-9 • 265
Orono, Minn. • Hopkins

Career Games With:

Double Figure Points.....	N/A
20-Plus Points.....	N/A
30-Plus Points.....	N/A
10-Plus Rebounds.....	N/A
10-Plus Assists.....	N/A
Double-Double.....	N/A

2011-12 Honors, Awards & Accomplishments

- Set career high in assists with two against Sam Houston State (11/16/11)
- Set career highs in points (9) and FG's (4) against Delaware State (11/18/11)
- Notched career marks in rebounds (7), blocks (2) and minutes (16) against Maryland (12/4/11)

Season and Career Bests

Points	9 (vs. Delaware St. 11/18/11)	FG's	4 (vs. Delaware St. 11/18/11)
Season	9 (vs. Delaware St. 11/18/11)	Career	4 (vs. Delaware St. 11/18/11)
Rebounds	7 (vs. Maryland 12/4/11)	3PT FG's	--
Season	7 (vs. Maryland 12/4/11)	Season	1 (vs. Bucknell 12/22/09)
Career	7 (vs. Maryland 12/4/11)	Career	1 (vs. Bucknell 12/22/09)
Assists	2 (on two occasions)	FT's	1 (on two occasions)
Season	2 (on two occasions)	Season	1 (on eight occasions)
Career	2 (on two occasions)	Career	1 (on eight occasions)
Steals	1 (on four occasions)	Minutes	16 (vs. Maryland 12/4/11)
Season	1 (on four occasions)	Season	16 (vs. Maryland 12/4/11)
Career	2 (vs. Louisville 2/17/10)	Career	16 (vs. Maryland 12/4/11)
Blocks	2 (on two occasions)		
Season	2 (on two occasions)		
Career	2 (on two occasions)		

Game-By-Game Stats

	Start	FG-A	3P-A	FT-A	Reb	PF	TP	A	TO	BK	S	Min
Mississippi Valley State	3-4	0-0	0-0	2	0	6	0	0	1	1	8	
Detroit	0-1	0-0	0-2	0	0	0	0	0	0	0	1	
Sam Houston State	1-1	0-0	0-0	2	1	2	2	1	1	0	11	
Delaware State	4-5	0-0	1-2	5	3	9	1	1	0	0	12	
Missouri	0-0	0-0	0-0	1	0	0	0	0	0	0	4	
Georgia	0-0	0-0	0-0	0	0	0	0	0	0	0	1	
Bryant	3-4	0-0	0-0	4	1	6	1	0	0	0	10	
Gonzaga	0-1	0-0	0-0	0	2	0	0	0	2	0	1	4
Maryland	0-2	0-0	0-2	7	1	0	0	0	2	0	16	
Maine	1-1	0-0	0-2	1	1	2	2	1	0	1	11	
Dartmouth	2-3	0-0	0-0	2	5	4	0	1	2	1	11	
Indiana	0-0	0-0	0-0	0	2	0	0	0	0	0	3	
Sacred Heart	3-3	0-0	1-3	6	1	7	1	0	1	0	12	
Pittsburgh	0-0	0-0	0-0	0	0	0	0	0	0	0	1	
Cincinnati												
Louisville												
South Florida												
Connecticut												
Rutgers												
Syracuse												
Seton Hall												
Connecticut												
Marquette												
West Virginia												
DePaul												
Rutgers												
Villanova												
West Virginia												
St. John's												
Georgetown												
Providence												

Career Stats vs. The BIG EAST

Opponent	GP-GS	Min.	FG-A	3PT-A	FT-A	Reb.	A	PF	B	S	Pts.
Cincinnati	0-0	0	0-0	0-0	0-0	0/0.0	0	0	0	0	0/0.0
Connecticut	1-0	1	0-0	0-0	0-0	0/0.0	0	0	0	0	0/0.0
DePaul	0-0	0	0-0	0-0	0-0	0/0.0	0	0	0	0	0/0.0
Georgetown	0-0	0	0-0	0-0	0-0	0/0.0	0	0	0	0	0/0.0
Louisville	1-0	10	1-2	0-0	0-0	1/1.0	0	5	0	2	2/2.0
Marquette	1-0	2	1-1	0-0	0-0	0/0.0	0	0	0	0	2/2.0
Pittsburgh	2-0	4	0-1	0-0	0-0	0/0.0	0	0	0	0	0/0.0
Providence	0-0	0	0-0	0-0	0-0	0/0.0	0	0	0	0	0/0.0
Rutgers	0-0	0	0-0	0-0	0-0	0/0.0	0	0	0	0	0/0.0
St. John's	1-0	2	0-0	0-0	0-0	0/0.0	0	0	1	0	0/0.0
Seton Hall	0-0	0	0-0	0-0	0-0	0/0.0	0	0	0	0	0/0.0
USF	0-0	0	0-0	0-0	0-0	0/0.0	0	0	0	0	0/0.0
Syracuse	1-0	1	0-0	0-0	0-0	0/0.0	0	0	0	0	0/0.0
Villanova	0-0	0	0-0	0-0	0-0	0/0.0	0	0	0	0	0/0.0
West Virginia	0-0	0	0-0	0-0	0-0	0/0.0	0	0	0	0	0/0.0

Career Statistics

Season	GP-GS	Min	Avg	FG-A	Pct	3FG-A	Pct	FT-A	Pct	O-D-TOT	Avg	PF-FO	Ast	TO	Blk	Stl	Pts	Avg
2009-10	13-0	71	5.5	10-22	.455	1-4	.250	3-7	.429	8-6-14	1.1	13-1	2	4	1	4	24	1.8
2010-11	10-0	52	5.2	8-20	.400	0-0	.000	2-6	.333	6-4-10	1.0	8-0	1	2	2	0	18	1.8
2011-12	14-0	105	7.5	17-25	.680	0-0	.000	2-11	.182	13-17-30	2.1	17-1	7	6	7	4	36	2.6
TOTAL	37-0	228	6.2	35-67	.522	1-4	.250	7-24	.292	27-27-54	1.5	38-2	10	12	10	8	78	2.1

Career BIG EAST Statistics

Season	GP-GS	Min	Avg	FG-A	Pct	3FG-A	Pct	FT-A	Pct	O-D-TOT	Avg	PF-FO	Ast	TO	Blk	Stl	Pts	Avg
2009-10	3-0	14	4.7	1-3	.333	0-0	.000	0-0	.000	1-0-1	0.3	5-1	0	1	0	2	2	0.7
2010-11	3-0	5	1.7	1-1	1.000	0-0	.000	0-0	.000	0-0-0	0.0	0-0	0	0	1	0	2	0.7
2011-12	1-0	1	1.0	1-0	1.000	0-0	.000	0-0	.000	0-0-0	0.0	0-0	0	0	0	0	0	0.0
TOTAL	7-0	20	2.9	2-4	.500	0-0	.000	0-0	.000	1-0-1	0.1	5-1	0	1	1	2	4	0.6



45 Jack Cooley | Junior • Forward

6-9 • 248
Glenview, Ill. • Glenbrook South

Career Games With:

Double Figure Points.....	9
20-Plus Points.....	2
30-Plus Points.....	N/A
10-Plus Rebounds.....	4
10-Plus Assists.....	N/A
Double-Double.....	2

Season and Career Bests

Points	22 (on two occasions)	FG's	9 (vs. Dartmouth 12/10/11)
Season	22 (on two occasions)	Career	9 (on two occasions)
Rebounds	17 (vs. Delaware St. 11/18/11)	3PT FG's	--
Season	17 (vs. Delaware St. 11/18/11)	Season	--
Career	17 (vs. Delaware St. 11/18/11)	Career	--
Assists	4 (vs. Sam Houston 11/16/11)	FT's	8 (vs. Maine 12/8/11)
Season	4 (vs. Sam Houston 11/16/11)	Season	8 (vs. Maine 12/8/11)
Career	4 (vs. Sam Houston 11/16/11)	Career	8 (vs. Maine 12/8/11)
Steals	3 (on two occasions)	Minutes	32 (vs. Pittsburgh 12/27/11)
Season	3 (on two occasions)	Season	32 (vs. Pittsburgh 12/27/11)
Career	3 (on two occasions)	Career	32 (vs. Pittsburgh 12/27/11)
Blocks	4 (vs. Dartmouth 12/10/11)		
Season	4 (vs. Dartmouth 12/10/11)		
Career	4 (vs. Dartmouth 12/10/11)		

2011-12 Honors, Awards & Accomplishments

- First career start versus Mississippi Valley State (11/12/11)
- Set career marks in assists (4) and steals (3) against Sam Houston State (11/16/11)
- Registered first career double-double with 11 points (including then-career-high 7 free throws) and a career-best 17 rebounds against Delaware State (11/18/11)
- Matched career best with 3 steals against Missouri (11/21/11)
- Recorded career best 2 blocks for fifth time in career against Georgia (11/22/11)
- Posted second double-double of the season (22 points, 14 rebounds) against Maine (12/8/11) ... 22 points marked a career best, including career high 8 FT's
- Matched career high in points (22) while blocking a career best four shots against Dartmouth (12/10/11)
- Named to the BIG EAST Weekly Honor Roll on 12/12/11

Game-By-Game Stats

	Start	FG-A	3P-A	FT-A	Reb	PF	TP	A	TO	BK	S	Min
Mississippi Valley State	*	0-5	0-0	3-4	10	3	3	1	1	1	0	17
Detroit	*	3-3	0-0	1-1	8	4	7	2	4	2	0	22
Sam Houston State	*	2-3	0-0	2-4	6	3	6	4	3	1	3	24
Delaware State	*	2-7	0-0	7-8	17	2	11	1	2	0	0	31
Missouri	*	0-1	0-0	0-0	1	1	0	0	0	0	3	18
Georgia	*	1-1	0-0	0-3	6	2	2	0	1	2	1	22
Bryant		2-3	0-0	0-0	2	1	4	1	2	0	0	10
Gonzaga	*	3-7	0-0	0-1	6	1	6	0	1	0	0	21
Maryland												DNP-illness
Maine		7-11	0-0	8-9	14	3	22	1	1	2	0	27
Dartmouth	*	9-11	0-0	4-4	9	2	22	1	1	4	1	25
Indiana	*	4-5	0-0	4-5	5	5	12	0	2	1	1	21
Sacred Heart	*	7-7	0-0	5-6	8	1	19	0	0	3	0	25
Pittsburgh	*	3-7	0-0	2-4	14	3	8	1	1	2	1	32
Cincinnati												
Louisville												
South Florida												
Connecticut												
Rutgers												
Syracuse												
Seton Hall												
Connecticut												
Marquette												
West Virginia												
DePaul												
Rutgers												
Villanova												
West Virginia												
St. John's												
Georgetown												
Providence												

Career Stats vs. The BIG EAST

Opponent	GP-GS	Min.	FG-A	3PT-A	FTA	Reb.	A	PF	B	S	Pts.
Cincinnati	3-0	21	2-3	0-0	0-0	7/2.3	0	2	2	0	4/1.3
Connecticut	4-0	40	3-7	0-0	1-2	14/3.5	0	5	0	1	7/1.8
DePaul	1-0	7	1-2	0-0	1-2	1/1.0	1	3	0	0	3/3.0
Georgetown	2-0	17	3-3	0-0	0-0	4/2.0	0	0	0	0	6/3.0
Louisville	3-0	51	8-8	0-0	0-1	14/4.7	0	10	3	3	16/5.3
Marquette	2-0	11	0-2	0-0	0-0	3/1.5	0	2	0	0	0/0.0
Pittsburgh	3-1	55	4-9	0-0	2-5	19/6.3	1	8	4	1	10/3.3
Providence	1-0	8	1-2	0-0	0-0	2/2.0	2	0	0	0	2/2.0
Rutgers	1-0	4	1-2	0-0	0-0	1/1.0	0	0	1	0	2/2.0
St. John's	3-0	29	2-5	0-0	3-6	8/2.7	0	4	2	1	7/2.3
Seton Hall	1-0	5	0-0	0-0	0-2	1/1.0	0	1	0	0	0/0.0
USF	2-0	16	9-10	0-0	0-1	8/4.0	0	2	1	1	18/9.0
Syracuse	1-0	12	2-3	0-0	0-0	2/2.0	0	2	1	0	4/4.0
Villanova	2-0	14	0-0	0-0	0-0	5/2.5	1	1	1	0	0/0.0
West Virginia	1-0	9	0-2	0-0	0-0	3/3.0	1	1	0	0	0/0.0

Career Statistics

Season	GP-GS	Min	Avg	FG-A	Pct	3FG-A	Pct	FT-A	Pct	O-D-TOT	Avg	PF-FO	Ast	TO	Blk	Stl	Pts	Avg
2009-10	21-0	111	5.3	8-20	.400	0-0	.000	4-12	.333	22-15-37	1.8	19-1	1	4	5	3	20	1.0
2010-11	34-0	351	10.3	55-84	.655	0-0	.000	15-29	.517	53-53-106	3.1	51-0	11	11	18	8	125	3.7
2011-12	13-11	295	22.7	43-71	.606	0-0	.000	36-49	.735	42-64-106	8.2	31-1	12	19	18	10	122	9.4
TOTAL	68-11	757	11.1	106-175	.606	0-0	.000	55-90	.611	117-132-249	3.7	101-2	24	34	41	21	267	3.9

Career BIG EAST Statistics

Season	GP-GS	Min	Avg	FG-A	Pct	3FG-A	Pct	FT-A	Pct	O-D-TOT	Avg	PF-FO	Ast	TO	Blk	Stl	Pts	Avg
2009-10	9-0	59	6.6	4-6	.667	0-0	.000	1-4	.250	7-8-15	1.7	14-1	0	1	2	2	9	1.0
2010-11	18-0	177	9.8	25-40	.625	0-0	.000	4-11	.364	23-27-50	2.8	23-0	5	4	8	3	54	3.0
2011-12	1-1	32	32.0	3-7	.429	0-0	.000	2-4	.500	5-9-14	14.0	3-0	1	1	2	1	8	8.0
TOTAL	28-1	268	9.6	32-53	.604	0-0	.000	7-19	.368	35-44-79	2.8	40-1	6	6	12	6	71	2.5

Game #1		Notre Dame 80, Mississippi Valley State 67 Notre Dame, Ind. (Purcell Pavilion) November 12, 2011									
Mississippi Valley State	FG-A	3FG-A	FT-A	REB	PF	TP	A	TO	BK	ST	MIN
Amos Studivant	6-9	0-0	0-0	1-4-5	4	12	0	1	0	0	33
Falando Jones	5-11	1-2	2-3	4-1-5	5	13	1	4	0	1	27
Paul Crosby	3-9	1-3	0-0	1-3-4	4	7	3	3	0	0	31
Terrence Joyner	5-15	3-10	1-5	1-8-9	1	14	5	3	0	2	33
Kevin Burwell	6-9	2-4	0-0	0-2-2	3	14	4	0	0	0	30
Luka Pajkovic	0-0	0-0	0-0	0-1-1	1	0	3	0	0	1	5
Brent Arrington	1-2	1-2	0-0	0-0-0	3	3	0	1	0	0	17
Cor-J Cox	2-7	0-1	0-0	0-2-2	2	4	0	0	0	1	23
Blake Ralling	0-1	0-1	0-0	0-0-0	0	0	0	0	0	0	1
Team				2-0-2							
Totals	28-63	8-23	3-8	9-21-30	23	67	16	12	0	5	200
Total FG%	1st Half: 13-31, 41.9%			2nd Half: 15-32, 46.9%							Game: 44.4%
3-PT FG%	1st Half: 3-9, 33.3%			2nd Half: 5-14, 35.7%							Game: 34.8%
FT %	1st Half: 1-4, 25.0%			2nd Half: 2-4, 50.0%							Game: 37.5%
Deadball Rebounds: 2											

Notre Dame	FG-A	3FG-A	FT-A	REB	PF	TP	A	TO	BK	ST	MIN
Jack Cooley	0-5	0-0	3-4	4-6-10	3	3	1	1	1	0	17
Eric Atkins	6-7	3-3	12-12	0-4-4	3	27	6	4	0	1	37
Scott Martin	6-14	2-6	1-2	1-4-5	3	15	2	3	0	1	34
Jerian Grant	4-7	2-3	1-1	1-1-2	1	11	5	1	0	2	33
Joey Brooks	3-6	1-2	2-4	1-3-4	1	9	3	2	0	0	29
Patrick Crowley	0-0	0-0	0-0	0-0-0	0	0	0	0	0	0	1
Alex Dragicevich	2-7	0-3	3-4	2-2-4	0	7	2	0	0	0	21
Pat Connaughton	0-4	0-2	2-2	0-4-4	1	2	0	0	0	0	15
Tom Knight	0-0	0-0	0-0	0-2-2	0	0	0	0	0	0	5
Mike Broghammer	3-4	0-0	0-0	1-1-2	0	6	0	0	1	1	8
Team				0-2-2							
Totals	24-54	8-19	24-29	10-29-39	12	80	19	11	2	5	200
Total FG%	1st Half: 13-27, 48.1%			2nd Half: 11-27, 40.7%							Game: 44.4%
3-PT FG%	1st Half: 5-11, 45.5%			2nd Half: 3-8, 37.5%							Game: 42.1%
FT %	1st Half: 7-8, 87.5%			2nd Half: 17-21, 81.0%							Game: 82.8%
Deadball Rebounds: 4											

SCORE BY PERIODS
 Mississippi Valley State 1 2 F
 Notre Dame 30 37 67
 38 42 80
 OFFICIALS: Tim Clougherty, Jeff Clark, Alfred Smith
 TECHNICALS: Mississippi Valley State - TEAM 2. Notre Dame - None.
 ATTENDANCE: 7,087

Notes: The contest was the first-ever meeting between the Irish and Mississippi Valley State ... Notre Dame extended its home win streak at Purcell Pavilion to 20 games ... The Irish have won 13 straight season openers (all 12 under Mike Brey) and are now 89-18 all-time in season openers ... Notre Dame has made a three-pointer in 409 consecutive games ... Making the first starts of their career were Joey Brooks, Jack Cooley and Jerian Grant ... Eric Atkins' 27 points were a career high and he reached double figures for the eighth time in his career ... He also made a career-high three three-pointers and 12 free throws ... Jerian Grant's 11 points were a career high ... Mike Broghammer's six points were a career best ... Jack Cooley notched double figures in rebounds for the first time in his career ... Scott Martin's 15 points marked the 33rd time that he reached double figures in his career.

Game #3		Notre Dame 74, Sam Houston State 41 Notre Dame, Ind. (Purcell Pavilion) November 16, 2011 • Progressive CBE Classic									
Sam Houston State	FG-A	3FG-A	FT-A	REB	PF	TP	A	TO	BK	ST	MIN
Steven Werner	2-4	0-0	0-0	1-2-3	5	4	0	1	0	0	15
Marcus James	6-14	3-4	1-2	1-7-8	1	16	0	4	1	1	30
Darius Gatson	1-7	0-3	0-0	0-1-1	1	2	2	0	1	0	22
Demarcus Gatlin	2-8	0-3	0-0	1-5-6	2	4	3	5	0	1	33
Konner Tucker	2-7	0-3	1-1	0-2-2	2	5	1	1	0	0	36
Marquel McKinney	0-1	0-1	0-0	0-1-1	1	0	0	0	0	0	5
Aaron Harwell	1-3	0-0	0-0	0-2-2	0	2	3	1	0	0	16
Cameron Sadler	0-0	0-0	0-0	0-0-0	0	0	0	0	0	0	1
Aaron Thompson	1-5	0-1	0-0	0-0-0	1	2	1	1	0	0	16
Wesley Fritz	0-0	0-0	0-0	0-0-0	0	0	0	0	0	0	1
Michael Holyfield	3-4	0-0	0-2	2-6-8	4	6	1	3	0	0	25
Team				2-1-3							
Totals	18-53	3-15	2-5	7-27-34	17	41	11	18	1	3	200
Total FG%	1st Half: 7-24, 29.2%			2nd Half: 11-29, 37.9%							Game: 34.0%
3-PT FG%	1st Half: 1-5, 20.0%			2nd Half: 2-10, 20.0%							Game: 20.0%
FT %	1st Half: 1-1, 100.0%			2nd Half: 1-4, 25.0%							Game: 40.0%
Deadball Rebounds: 2											

Notre Dame	FG-A	3FG-A	FT-A	REB	PF	TP	A	TO	BK	ST	MIN
Jack Cooley	2-3	0-0	2-4	2-4-6	3	6	4	3	1	3	24
Alex Dragicevich	2-6	1-4	2-4	0-3-3	0	7	3	1	1	0	33
Scott Martin	4-9	2-4	1-2	1-4-5	3	11	1	2	0	1	30
Jerian Grant	6-6	1-1	4-7	0-6-6	0	17	7	1	0	2	36
Joey Brooks	0-4	0-0	0-0	0-1-1	1	0	1	0	0	0	12
Patrick Crowley	0-1	0-0	0-0	0-1-1	0	0	0	0	0	0	2
Pat Connaughton	9-14	6-10	0-1	0-5-5	1	24	1	1	0	2	33
Tom Knight	3-7	0-0	1-2	0-1-1	1	7	2	0	0	2	19
Mike Broghammer	1-1	0-0	0-0	0-2-2	1	2	2	1	1	0	11
Team				0-2-2							
Totals	27-51	10-19	10-20	3-29-32	10	74	21	9	3	10	200
Total FG%	1st Half: 13-22, 59.1%			2nd Half: 14-29, 48.3%							Game: 52.9%
3-PT FG%	1st Half: 6-10, 60.0%			2nd Half: 4-9, 44.4%							Game: 52.6%
FT %	1st Half: 6-11, 54.5%			2nd Half: 4-9, 44.4%							Game: 50.0%
Deadball Rebounds: 4											

SCORE BY PERIODS
 Sam Houston State 1 2 F
 Notre Dame 16 25 41
 38 36 74
 OFFICIALS: Guy Pagano, Jim Bruno, Rob Riley
 TECHNICALS: Sam Houston State - None. Notre Dame - None.
 ATTENDANCE: 6,614

Notes: Notre Dame is off to a 3-0 start for the fourth straight season ... The 41 points allowed were the fewest by an Irish team since Monmouth scored 33 on Nov. 16, 2007 ... The 16 points by Sam Houston State in the first half were the fewest by a Notre Dame opponent in the a half since California scored five first-half points on Nov. 26, 2010 ... Pat Connaughton 24 points were the most by an Irish freshman since Torin Francis had 25 against Arizona on March 27, 2003 ... Connaughton's six three-pointers were the most for an Irish freshman since Chris Thomas had six against Connecticut on March 8, 2002 ... Notre Dame upped its home win streak to 22 straight games ... Jerian Grant's career high 17 points marked his third straight game in double figures ... Grant is the first player since Luke Harangody in 2006-07 to score in double figures in his first three collegiate outings ... Tom Knight's seven points matched his career high.

Game #2		Notre Dame 59, Detroit 53 Notre Dame, Ind. (Purcell Pavilion) November 14, 2011 • Progressive CBE Classic									
Detroit	FG-A	3FG-A	FT-A	REB	PF	TP	A	TO	BK	ST	MIN
LaMarcus Lowe	4-8	0-0	0-0	4-6-10	5	8	1	2	5	0	23
Nick Minnerath	1-4	0-0	0-1	0-1-1	4	2	0	0	0	0	24
Chase Simon	6-23	1-4	0-0	2-9-11	2	13	2	2	1	4	37
Ray McCallum	7-17	4-8	2-2	3-4-7	4	20	4	2	0	1	37
Jason Calliste	1-9	1-7	2-2	2-2-4	3	5	4	1	0	0	34
Donavan Foster	0-1	0-0	0-2	1-0-1	2	0	1	4	0	0	15
PJ Boutte	0-0	0-0	0-0	0-0-0	0	0	0	0	0	0	1
Doug Anderson	2-6	0-2	1-1	3-3-6	4	5	1	0	1	0	25
Evan Bruinsma	0-0	0-0	0-0	0-0-0	2	0	0	0	0	0	4
Team				2-2-4							
Totals	21-68	6-21	5-8	17-27-44	26	53	13	12	7	5	200
Total FG%	1st Half: 11-30, 36.7%			2nd Half: 10-38, 26.3%							Game: 30.9%
3-PT FG%	1st Half: 6-14, 42.9%			2nd Half: 0-7, 0.0%							Game: 28.6%
FT %	1st Half: 3-5, 60.0%			2nd Half: 2-3, 66.7%							Game: 62.5%
Deadball Rebounds: 1											

Notre Dame	FG-A	3FG-A	FT-A	REB	PF	TP	A	TO	BK	ST	MIN
Jack Cooley	3-3	0-0	1-1	2-6-8	4	7	2	4	2	0	22
Eric Atkins	4-9	0-2	5-8	0-2-2	1	13	4	3	0	0	39
Scott Martin	1-7	1-5	0-0	1-5-6	2	3	0	3	0	1	39
Jerian Grant	4-10	3-6	0-0	0-2-2	0	11	3	1	0	1	30
Joey Brooks	3-9	0-0	7-13	2-7-9	3	13	2	1	0	2	35
Alex Dragicevich	0-2	0-1	2-4	0-2-2	0	2	1	0	1	0	13
Pat Connaughton	4-5	0-1	2-3	2-7-9	2	10	0	1	0	0	20
Tom Knight	0-1	0-0	0-0	0-1-1	0	0	0	0	0	0	1
Mike Broghammer	0-1	0-0	0-2	0-0-0	0	0	0	0	0	0	1
Team				3-0-3							
Totals	19-47	4-15	17-31	10-32-42	12	59	12	13	3	4	200
Total FG%	1st Half: 9-23, 39.1%			2nd Half: 10-24, 41.7%							Game: 40.4%
3-PT FG%	1st Half: 2-7, 28.6%			2nd Half: 2-8, 25.0%							Game: 26.7%
FT %	1st Half: 8-14, 57.1%			2nd Half: 9-17, 52.9%							Game: 54.8%
Deadball Rebounds: 5											

SCORE BY PERIODS
 Detroit 1 2 F
 Notre Dame 31 22 53
 28 31 59
 OFFICIALS: Steve Skiles, Larry Sciroto, Glenn Mayborg
 TECHNICALS: Detroit - None. Notre Dame - None.
 ATTENDANCE: 6,720

Notes: Notre Dame extended its current home win streak to 21 games ... This was the first meeting between the two schools since 1993 and 53rd overall ... With the win, the Irish snapped a two-game losing streak to the Titans and improved to 41-12 all-time ... Notre Dame hit a three-point field for the 410th consecutive game ... Eric Atkins netted consecutive double-figure outings for the third time in his career and now has nine career games with 10 or more points ... Atkins' 39 minutes played were a career high ... Joey Brooks' 13 points and nine rebounds were both career bests ... Pat Connaughton's 10 points and nine rebounds were career-highs in just his second collegiate outing ... Jerian Grant netted double figures for the second straight game.

Game #4		Notre Dame 93, Delaware State 69 Notre Dame, Ind. (Purcell Pavilion) November 18, 2011									
Delaware State	FG-A	3FG-A	FT-A	REB	PF	TP	A	TO	BK	ST	MIN
Marques Oliver	4-7	0-0	1-1	1-1-2	5	9	0	2	0	1	19
Kendall Gray	3-5	0-0	3-5	2-0-2	2	9	2	1	6	1	28
Jay Threatt	0-7	0-2	2-2	2-5-7	3	2	7	1	0	3	32
Tahj Tate	9-17	4-6	7-11	1-1-2	1	29	1	0	0	1	39
Casey Walker	1-7	1-4	2-2	0-2-2	3	5	1	2	0	0	31
Jabari Joyner	0-0	0-0	0-0	0-0-0	0	0	0	0	0	0	0
Tyshawn Bell	3-3	2-2	0-0	1-1-2	4	8	0	1	0	1	13
Kasim Abdulwali	0-0	0-0	0-0	0-0-0	3	0	0	0	0	0	8
Amere May	2-8	1-3	2-5	0-3-3	1	7	1	2	0	0	28
Michael Cogger	0-0	0-0	0-0	0-1-1	0	0	0	0	0	0	2
Team				3-0-3							
Totals	22-54	8-17	17-26	10-14-24	22	69	12	8	7	6	200
Total FG%	1st Half: 9-21, 42.9%			2nd Half: 13-33, 39.4%							Game: 40.7%
3-PT FG%	1st Half: 4-8, 50.0%			2nd Half: 4-9, 44.4%							Game: 47.1%
FT %	1st Half: 8-12, 66.7%			2nd Half: 9-14, 64.3%							Game: 65.4%
Deadball Rebounds: 6											

Notre Dame	FG-A	3FG-A	FT-A	REB	PF	TP	A	TO	BK	ST	MIN
Jack Cooley	2-7	0-0	7-8	10-7-17	2	11	1	2	0	0	31
Alex Dragicevich	6-12	3-8	3-4	1-2-3	2	18	7				

Game #5 #21/21 Missouri 87, Notre Dame 58
Kansas City, Mo. (Sprint Center)
Progressive CBE Classic Semifinal • November 21, 2011

Missouri	FG-A	3FG-A	FT-A	REB	PF	TP	A	TO	BK	ST	MIN
Ricardo Ratliffe	6-9	0-0	0-0	1-7-8	3	12	2	0	1	2	21
Phil Pressey	6-10	1-2	4-4	0-4-4	0	17	2	0	0	2	33
Matt Pressey	2-7	0-1	3-4	1-4-5	3	7	1	1	0	1	23
Marcus Denmon	9-11	2-3	6-7	0-4-4	3	26	0	1	0	0	25
Kim English	4-5	2-2	0-0	1-5-6	2	10	4	3	2	2	34
Michael Dixon	3-10	0-3	0-0	0-5-5	1	6	2	2	0	2	34
Kadeem Green	1-1	0-0	3-4	0-2-2	3	5	0	0	0	0	8
Jarrett Sutton	0-0	0-0	0-0	0-0-0	0	0	0	0	0	0	4
Steve Moore	1-2	0-0	2-2	0-2-2	2	4	1	1	2	1	16
Andy Rosburg	0-0	0-0	0-0	0-0-0	0	0	0	0	0	0	2
Team				1-1-2							
Totals	32-55	5-11	18-21	4-34-38	17	87	12	8	5	10	200
Total FG%	1st Half: 19-30, 63.3%			2nd Half: 13-25, 52.0%			Game: 58.2%				
3-PT FG%	1st Half: 3-7, 42.9%			2nd Half: 2-4, 50.0%			Game: 45.5%				
FT %	1st Half: 11-13, 84.6%			2nd Half: 7-8, 87.5%			Game: 85.7%				

Deadball Rebounds: 3

Notre Dame	FG-A	3FG-A	FT-A	REB	PF	TP	A	TO	BK	ST	MIN
Tim Abromaitis	9-18	0-4	4-5	2-6-8	2	22	3	4	0	0	38
Jack Cooley	0-1	0-0	0-0	0-1-1	1	0	0	0	0	3	18
Eric Atkins	2-8	1-1	2-2	0-1-1	3	7	1	3	0	0	32
Scott Martin	3-8	1-3	5-6	1-4-5	2	12	1	2	0	2	31
Jerian Grant	3-8	0-2	0-1	0-1-1	2	6	2	2	0	0	27
Alex Dragicevich	0-2	0-2	0-0	0-0-0	3	0	0	1	0	0	10
Pat Connaughton	2-4	1-2	2-3	1-4-5	1	7	0	0	1	0	26
Joey Brooks	1-5	1-2	1-2	0-1-1	2	4	1	1	0	0	14
Mike Broghammer	0-0	0-0	0-0	0-1-1	0	0	0	0	0	0	4
Team				1-0-1							
Totals	20-54	4-16	14-19	5-19-24	16	58	8	13	1	5	200
Total FG%	1st Half: 13-26, 50.0%			2nd Half: 7-28, 25.0%			Game: 37.0%				
3-PT FG%	1st Half: 2-5, 40.0%			2nd Half: 2-11, 18.2%			Game: 25.0%				
FT %	1st Half: 9-11, 81.8%			2nd Half: 5-8, 62.5%			Game: 73.7%				

Deadball Rebounds: 0

SCORE BY PERIODS 1 2 F
Missouri 52 35 87
Notre Dame 37 21 58
OFFICIALS: Rick Hartzell, Tim Gattis, Brent Dugas
TECHNICALS: Missouri - None. Notre Dame - None.
ATTENDANCE: 11,436

Notes: Missouri and Notre Dame met for the ninth time and the first time since Jan. 12, 1995 ... With the win, the Tigers lead the all-time series 7-2 ... Tim Abromaitis returned to the Irish lineup and registered the 22nd 20-plus scoring effort of his career ... Notre Dame's 29-point deficit was the largest since a 31-point loss (101-70) to Connecticut on Jan. 12, 1999 ... Notre Dame has now made a three-point field goal in 413 consecutive games ... Abromaitis led the Irish in scoring for the 17th time in his career ... Scott Martin netted double figures for the fourth time in five games and 36th time in his career ... Notre Dame used its fourth different starting lineup of the season.

Game #7 Notre Dame 84, Bryant 59
Notre Dame, Ind. (Purcell Pavilion)
November 27, 2011

Bryant	FG-A	3FG-A	FT-A	REB	PF	TP	A	TO	BK	ST	MIN
Alex Francis	10-22	0-0	2-3	2-4-6	1	22	0	3	0	0	33
Claybrin McMath	3-7	1-3	0-0	1-0-1	1	7	0	0	0	0	25
Corey Maynard	4-10	2-8	1-2	0-7-7	3	11	4	1	0	2	34
Troy Robinson	0-3	0-2	0-0	1-4-5	3	0	1	1	0	0	33
Frankie Dobbs	3-14	3-10	4-4	4-4-8	2	13	7	1	0	2	38
Erick Smith	0-0	0-0	0-0	0-0-0	0	0	0	0	0	0	2
Dan Calandrillo	1-3	0-2	0-0	0-0-0	0	2	0	0	0	0	5
Raphael Jordan	0-1	0-0	0-0	0-0-0	0	0	0	0	0	0	1
Jordan Harris	1-2	0-1	0-0	1-0-1	2	2	0	0	0	0	10
Vlad Kondratyev	1-2	0-0	0-2	0-2-2	2	2	0	1	0	0	9
Ben Allitt	0-1	0-0	0-0	0-0-0	0	0	0	2	1	0	10
Team				1-2-3							
Totals	23-65	6-26	7-11	10-23-33	14	59	12	9	1	4	200
Total FG%	1st Half: 12-35, 34.3%			2nd Half: 11-30, 36.7%			Game: 35.4%				
3-PT FG%	1st Half: 3-12, 25.0%			2nd Half: 3-14, 21.4%			Game: 23.1%				
FT %	1st Half: 1-1, 100.0%			2nd Half: 6-10, 60.0%			Game: 63.6%				

Deadball Rebounds: 1

Notre Dame	FG-A	3FG-A	FT-A	REB	PF	TP	A	TO	BK	ST	MIN
Eric Atkins	5-10	3-4	5-7	2-2-4	0	18	9	2	0	2	36
Scott Martin	5-12	1-4	1-2	1-7-8	3	12	0	1	0	1	28
Jerian Grant	3-7	2-4	4-4	2-9-11	0	12	7	1	0	1	33
Pat Connaughton	1-5	0-1	0-0	0-3-3	0	2	3	1	0	0	24
Joey Brooks	5-7	2-2	1-2	1-5-6	3	13	2	2	3	0	24
Patrick Crowley	0-2	0-2	0-0	0-0-0	0	0	0	0	0	0	2
Alex Dragicevich	5-11	3-8	0-0	0-4-4	1	13	0	1	0	0	25
Tom Knight	2-3	0-0	0-0	0-0-0	2	4	1	0	0	0	8
Mike Broghammer	3-4	0-0	0-0	4-0-4	1	6	1	0	0	0	10
Jack Cooley	2-3	0-0	0-0	0-2-2	1	4	1	2	0	0	10
Team				1-3-4							
Totals	31-64	11-25	11-15	11-35-46	11	84	24	10	3	4	200
Total FG%	1st Half: 18-36, 50.0%			2nd Half: 13-28, 46.4%			Game: 48.4%				
3-PT FG%	1st Half: 7-13, 53.8%			2nd Half: 4-12, 33.3%			Game: 44.0%				
FT %	1st Half: 4-6, 66.7%			2nd Half: 7-9, 77.8%			Game: 73.3%				

SCORE BY PERIODS 1 2 F
Bryant 28 31 59
Notre Dame 47 37 84
OFFICIALS: James Breeding, Rob Riley, Evon Burroughs
TECHNICALS: Bryant - TEAM. Notre Dame - None.
ATTENDANCE: 7,138

Notes: Notre Dame won its 24th straight home game with the victory ... The Irish used its fourth different starting lineup in the last five games ... Notre Dame had five players in double figures for the first time this season ... The 47 first-half points were the most for an Irish team in the first half of play ... Eric Atkins reached double figures for the fourth time while his nine assists were a career high ... Joey Brooks' 13 points matched a career high ... Alex Dragicevich reached double figures for the second time ... Jerian Grant's 12 points and career-high 11 rebounds marked his first career double double.

Game #6 Georgia 61, Notre Dame 57
Kansas City, Mo. (Sprint Center)
Progressive CBE Classic Consolation • November 22, 2011

Notre Dame	FG-A	3FG-A	FT-A	REB	PF	TP	A	TO	BK	ST	MIN
Tim Abromaitis	1-12	0-7	4-4	0-6-6	5	6	2	2	0	1	38
Jack Cooley	1-1	0-0	0-3	1-5-6	2	2	0	1	2	1	22
Eric Atkins	4-8	1-1	3-4	1-1-2	3	12	1	4	0	2	38
Scott Martin	2-9	0-5	2-2	1-2-3	3	6	0	1	1	2	34
Jerian Grant	4-7	2-4	10-11	1-4-5	2	20	4	0	0	1	39
Alex Dragicevich	0-1	0-0	0-0	0-0-0	1	0	0	0	0	0	7
Pat Connaughton	4-7	1-3	2-4	0-0-0	0	11	0	0	0	0	18
Joey Brooks	0-1	0-0	0-0	0-0-0	0	0	0	0	0	0	3
Mike Broghammer	0-0	0-0	0-0	0-0-0	0	0	0	0	0	0	1
Team				1-0-1							
Totals	16-46	4-20	21-28	5-18-23	16	57	7	8	3	7	200
Total FG%	1st Half: 8-21, 38.1%			2nd Half: 8-25, 32.0%			Game: 34.8%				
3-PT FG%	1st Half: 2-10, 20.0%			2nd Half: 2-10, 20.0%			Game: 20.0%				
FT %	1st Half: 11-14, 78.6%			2nd Half: 10-14, 71.4%			Game: 75.0%				

Deadball Rebounds: 3

Georgia	FG-A	3FG-A	FT-A	REB	PF	TP	A	TO	BK	ST	MIN
Donte' Williams	4-11	0-0	1-5	3-4-7	3	9	0	2	0	2	32
John Florveus	0-1	0-0	0-0	0-1-1	2	0	1	0	1	1	12
Kentavious Caldwell-Pope	5-12	4-9	2-4	1-4-5	3	16	0	3	0	1	31
Dustin Ware	2-7	2-5	2-2	0-2-2	2	8	2	1	0	1	29
Vincent Williams	3-5	2-3	0-0	0-1-1	1	8	2	0	0	0	16
Marcus Thornton	0-4	0-1	0-0	3-5-8	4	0	2	1	0	0	24
Connor Nolte	0-0	0-0	0-0	0-0-0	0	0	0	0	0	0	4
Gerald Robinson	3-6	1-3	0-0	1-3-4	3	7	6	5	0	2	25
Sherrard Brantley	1-3	1-3	0-0	0-0-0	1	3	1	1	0	0	12
John Cannon	0-0	0-0	0-0	0-0-0	1	0	0	0	0	0	1
Nemanja Djurisic	4-4	2-2	0-0	0-3-3	2	10	0	3	0	0	14
Team				3-3-6							
Totals	22-53	12-26	5-11	11-26-37	22	61	14	14	3	5	200
Total FG%	1st Half: 12-31, 38.7%			2nd Half: 10-22, 45.5%			Game: 41.5%				
3-PT FG%	1st Half: 7-17, 41.2%			2nd Half: 5-9, 55.6%			Game: 46.2%				
FT %	1st Half: 0-0, 0.0%			2nd Half: 5-11, 45.5%			Game: 45.5%				

Deadball Rebounds: 4

SCORE BY PERIODS 1 2 F
Notre Dame 29 28 57
Georgia 31 30 61
OFFICIALS: Sean Casey, Kyle Ingram, Marc Ellard
TECHNICALS: Notre Dame - None. Georgia - None.
ATTENDANCE: 10,747

Notes: This was the third meeting ever between the two schools and the second straight that the Irish and Bulldogs had faced each other in a tournament ... Notre Dame is now 20-8 all-time in in-season tournament games under head coach Mike Brey ... Jerian Grant's 20 points were a career high ... Grant became the fifth Notre Dame player to score 20 or more points in a game this season ... The loss to Georgia marked the first time Notre Dame had dropped back-to-back non-conference games since the 2007-08 campaign ... Eric Atkins registered double figures for the 10th time in his career ... Pat Connaughton reached double figures for the third time this season.

Game #8 #19/18 Gonzaga 73, Notre Dame 53
Spokane, Wash. (McCarthy Athletic Center)
November 30, 2011

Notre Dame	FG-A	3FG-A	FT-A	REB	PF	TP	A	TO	BK	ST	MIN
Jack Cooley	3-7	0-0	0-1	2-4-6	1	6	0	1	0	0	21
Eric Atkins	2-9	0-3	2-2	1-2-3	2	6	1	6	0	3	31
Scott Martin	0-6	0-3	1-3	0-4-4	2	1	0	2	1	1	29
Jerian Grant	5-9	0-3	6-7	0-1-1	2	16	3	4	0	1	32
Joey Brooks	3-7	0-2	0-2	1-4-5	3	6	1	1	0	0	28
Alex Dragicevich	1-2	0-0	1-2	1-2-3	1	3	0	1	0	0	15
Pat Connaughton	4-8	2-3	1-1	1-2-3	0	11	0	0	0	1	26
Tom Knight	2-3	0-0	0-0	2-1-3	3	4	1	0	2	1	14
Mike Broghammer	0-1	0-0	0-0	0-0-0	2	0	0	2	0	1	4
Team				2-2-2							
Totals	20-52	2-14	11-18	10-22-32	16	53	6	17	3	8	200
Total FG%	1st Half: 7-24, 29.2%			2nd Half: 13-28, 46.4%			Game: 38.5%				
3-PT FG%	1st Half: 2-9, 22.2%			2nd Half: 0-5, 0.0%			Game: 14.3%				
FT %	1st Half: 6-9, 66.7%			2nd Half: 5-9, 55.6%			Game: 61.1%				

Deadball Rebounds: 2

Gonzaga	FG-A	3FG-A	FT-A	REB	PF	TP	A	TO	BK	ST	MIN
Elias Harris	5-13	0-2	1-1	3-12-15	2	11	4	3	1	1	34
Robert Sacre	6-15	0-0	3-6	2-3-5	1	15	3	0	2	1	28
Marquise Carter	2-5	0-1	1-2	1-3-4	0	5	3	2	0	2	33
Kevin Pangos	4-10	2-7	2-2	0-1-1	1	12	1	1	0	0	28
Mike Hart	2-4	0-1	0-0	2-2-4	4	4	0	0	0	3	13
Gary Bell Jr.	2-2	1-1	0-0	1-0-1	2	5	0	1	0	0	18

Maryland 78, Notre Dame 71												
Washington, D.C. (Verizon Center)												
BB&T Classic • December 4, 2011												
Game #9	FG-A	3FG-A	FT-A	REB	PF	TP	A	TO	BK	ST	MIN	
Notre Dame												
Tom Knight	2-3	0-0	0-0	0-0-0	2	4	0	0	0	0	9	
Joey Brooks	2-6	0-1	3-4	2-1-3	3	7	1	0	0	0	26	
Eric Atkins	5-16	3-7	3-4	0-2-2	3	16	2	1	0	0	40	
Scott Martin	2-6	1-4	2-2	2-2-4	5	7	3	2	0	0	31	
Jerian Grant	8-13	0-3	4-6	1-3-4	3	20	3	2	0	2	39	
Alex Dragicevich	3-5	2-4	0-0	0-0-0	2	8	1	1	2	0	14	
Pat Connaughton	2-4	1-2	4-4	3-3-6	3	9	0	0	0	1	25	
Mike Broghammer	0-2	0-0	0-2	2-5-7	1	0	0	0	2	0	16	
Team				1-3-4							1	
Totals	24-55	7-21	16-22	11-19-30	22	71	10	7	4	3	200	
Total FG%	1st Half: 11-30, 36.7%			2nd Half: 13-25, 52.0%								Game: 43.6%
3-PT FG%	1st Half: 3-12, 25.0%			2nd Half: 4-9, 44.4%								Game: 33.3%
FT %	1st Half: 5-10, 50.0%			2nd Half: 11-12, 91.7%								Game: 72.7%
Deadball Rebounds: 3												

Maryland												
FG-A	3FG-A	FT-A	REB	PF	TP	A	TO	BK	ST	MIN		
Sean Mosley	5-8	2-3	5-6	2-4-6	3	17	3	0	1	0	36	
James Padgett	3-11	0-0	5-8	4-6-10	1	11	1	2	1	0	31	
Berend Weijis	2-4	0-0	3-4	5-1-6	3	7	0	0	0	0	21	
Nick Faust	1-5	1-1	0-4	0-1-1	4	3	0	3	0	0	29	
Terrell Stoglin	11-20	3-4	6-7	1-4-5	2	31	2	1	0	1	37	
Mychal Parker	1-3	1-2	6-6	3-4-7	1	9	2	2	0	0	28	
Spencer Barks	0-1	0-0	0-0	0-0-0	0	0	0	0	0	0	3	
John Auslander	0-1	0-0	0-0	0-2-2	2	0	1	0	0	0	10	
Jonathan Thomas	0-0	0-0	0-0	0-0-0	0	0	0	0	0	0	4	
Ashton Pankey	0-1	0-0	0-0	0-0-0	0	0	0	0	0	0	1	
Team				2-1-3							2	
Totals	23-54	7-10	25-35	17-23-40	16	78	9	8	2	1	200	
Total FG%	1st Half: 12-25, 48.0%			2nd Half: 11-29, 37.9%								Game: 42.6%
3-PT FG%	1st Half: 4-5, 80.0%			2nd Half: 3-5, 60.0%								Game: 70.0%
FT %	1st Half: 7-11, 63.6%			2nd Half: 18-24, 75.0%								Game: 71.4%
Deadball Rebounds: 5												

SCORE BY PERIODS

	1	2	F
Notre Dame	30	41	71
Maryland	35	43	78

OFFICIALS: Carl Hess, Bryan Kersey, Pat Adams
 TECHNICALS: Notre Dame - None. Maryland - None.
 ATTENDANCE: 10,714

Notes: This was the 19th meeting between the two schools ... Notre Dame had won the previous two matchups ... The Irish fell to 7-4 all-time at the Verizon Center under coach Mike Brey ... The starting lineup against the Terrapins was the sixth different one used in the first nine contests ... Tom Knight made his first career start ... Jack Cooley missed the game due to illness ... The seven turnovers marked a season-low to date ... Eric Atkins netted double figures for the fifth time and played a career-high 40 minutes ... Mike Broghammer's seven rebounds were a personal best and marked the first time in his career that he led the Irish in rebounding ... Jerian Grant's 20 points matched a career high and marked the second time in his career that he scored 20 points.

Notre Dame 65, Dartmouth 47												
Notre Dame, Ind. (Purcell Pavilion)												
December 10, 2011												
Game #11	FG-A	3FG-A	FT-A	REB	PF	TP	A	TO	BK	ST	MIN	
Dartmouth												
Gabas Maldunas	5-12	0-0	2-2	5-4-9	3	12	0	6	1	1	28	
Jvonte Brooks	1-3	0-0	5-6	0-5-5	4	7	1	0	0	0	23	
Jabari Trotter	1-1	0-0	0-0	0-0-0	2	2	1	1	0	0	20	
R.J. Griffin	2-11	1-4	0-0	0-1-1	2	5	1	0	0	1	33	
David Rufful	2-8	1-4	0-0	0-3-3	2	5	3	3	0	1	23	
John Golden	0-3	0-2	4-4	1-3-4	1	4	1	2	0	0	21	
Tyler Melville	1-1	0-0	0-0	0-1-1	0	2	0	0	0	0	5	
Kirk Crecco	2-6	1-2	1-1	2-1-3	0	6	2	1	0	0	15	
Will McConnell	0-0	0-0	0-0	0-0-0	0	0	0	0	0	0	2	
Mack McKearney	1-2	1-2	0-0	0-5-5	1	3	1	1	0	0	18	
Matt LaBove	0-3	0-0	1-2	0-1-1	2	1	0	0	0	0	12	
Team				0-2-2							1	
Totals	15-50	4-14	13-15	8-26-34	15	47	10	15	1	4	200	
Total FG%	1st Half: 6-23, 26.1%			2nd Half: 9-27, 33.3%								Game: 30.0%
3-PT FG%	1st Half: 2-8, 25.0%			2nd Half: 2-6, 33.3%								Game: 28.6%
FT %	1st Half: 10-11, 90.9%			2nd Half: 3-4, 75.0%								Game: 86.7%
Deadball Rebounds: 2												
Notre Dame												
Tom Knight	2-6	0-0	4-4	2-3-5	1	8	1	1	3	1	25	
Jack Cooley	9-11	0-0	4-4	3-6-9	2	22	1	1	4	1	25	
Eric Atkins	0-8	0-3	0-0	0-4-4	1	0	3	1	0	1	33	
Alex Dragicevich	5-9	2-5	3-4	0-3-3	1	15	2	0	1	1	25	
Pat Connaughton	1-6	1-6	0-0	1-3-4	0	3	3	1	0	0	27	
Patrick Crowley	0-2	0-0	0-0	0-0-0	0	0	0	0	0	0	2	
Jerian Grant	0-8	0-6	0-0	0-3-3	2	0	4	1	1	2	30	
Joey Brooks	5-6	0-0	3-3	1-3-4	3	13	2	1	0	0	22	
Mike Broghammer	2-3	0-0	0-0	1-1-2	5	4	0	1	2	1	11	
Team				1-1-2							2	
Totals	24-59	3-20	14-15	9-27-36	15	65	16	7	11	8	200	
Total FG%	1st Half: 14-30, 46.7%			2nd Half: 10-29, 34.5%								Game: 40.7%
3-PT FG%	1st Half: 0-6, 0.0%			2nd Half: 3-14, 21.4%								Game: 15.0%
FT %	1st Half: 9-10, 90.0%			2nd Half: 5-5, 100.0%								Game: 93.3%
Deadball Rebounds: 1												

SCORE BY PERIODS

	1	2	F
Dartmouth	24	23	47
Notre Dame	37	28	65

OFFICIALS: Brent Hampton, Gary Prager, Bill McCarthy
 TECHNICALS: Dartmouth - None. Notre Dame - None.
 ATTENDANCE: 7,651

Notes: This was the fifth meeting all-time between Notre Dame and Dartmouth and the first since the 1997-98 campaign ... The Irish have won all five encounters with the Big Green ... Notre Dame is 43-4 all-time against Ivy League opponents ... The Irish upped their home win streak to 26 games ... Notre Dame used its seventh different starting lineup of the season ... the Fighting Irish limited the Big Green to 30.0% (15-50) shooting in the game, which is the lowest shooting percentage of the season for an Irish opponent ... junior forward Jack Cooley scored a career-high 22 points for the second straight game ... Notre Dame blocked a season-high 11 shots ... the Irish matched a season-low total with seven turnovers.

Notre Dame 87, Maine 78												
Notre Dame, Ind. (Purcell Pavilion)												
December 8, 2011												
Game #10	FG-A	3FG-A	FT-A	REB	PF	TP	A	TO	BK	ST	MIN	
Maine												
Alasdair Fraser	8-13	0-0	1-2	1-6-7	5	17	1	2	0	0	26	
Kilian Cato	0-3	0-2	0-0	1-0-1	5	0	2	0	0	0	30	
Andrew Rogers	2-3	2-3	0-0	0-1-1	1	6	7	1	0	0	24	
Justin Edwards	9-19	1-4	1-1	3-3-6	2	20	4	0	0	3	38	
Gerald McLemore	11-16	3-6	2-2	0-2-2	1	27	1	2	0	3	39	
Jon McAllian	0-0	0-0	0-0	0-1-1	1	0	1	0	0	0	4	
Raheem Singleton	1-4	0-1	0-0	0-4-4	2	2	3	1	0	0	19	
Xavier Pollard	0-0	0-0	0-0	0-0-0	1	0	0	0	0	0	0+	
Svetoslav Chetinov	3-5	0-0	0-0	0-0-0	2	6	0	2	0	1	20	
Team				2-2-4							1	
Totals	34-63	6-16	4-5	7-19-26	20	78	19	9	0	7	200	
Total FG%	1st Half: 18-30, 60.0%			2nd Half: 16-33, 48.5%								Game: 54.0%
3-PT FG%	1st Half: 4-8, 50.0%			2nd Half: 2-8, 25.0%								Game: 37.5%
FT %	1st Half: 1-2, 50.0%			2nd Half: 3-3, 100.0%								Game: 80.0%
Deadball Rebounds: 1												
Notre Dame												
Tom Knight	2-6	0-0	3-5	1-1-2	2	7	2	2	1	1	23	
Eric Atkins	9-15	5-7	3-4	0-2-2	0	26	6	1	0	0	40	
Scott Martin	2-4	0-2	0-0	0-0-0	0	4	1	1	0	0	9	
Jerian Grant	2-3	1-1	1-2	0-4-4	1	6	2	2	1	1	23	
Joey Brooks	1-2	0-0	0-0	0-1-1	1	2	1	1	0	0	10	
Alex Dragicevich	4-10	2-8	4-4	0-2-2	0	14	3	0	1	0	31	
Pat Connaughton	1-4	0-2	2-2	2-3-5	0	4	0	1	0	0	26	
Mike Broghammer	1-1	0-0	0-2	0-1-1	1	2	2	1	0	1	11	
Jack Cooley	7-11	0-0	8-9	6-8-14	3	22	1	1	2	0	27	
Team				3-0-3							2	
Totals	29-56	8-20	21-28	12-22-34	8	87	18	10	5	3	200	
Total FG%	1st Half: 17-32, 53.1%			2nd Half: 12-24, 50.0%								Game: 51.8%
3-PT FG%	1st Half: 5-11, 45.5%			2nd Half: 3-9, 33.3%								Game: 40.0%
FT %	1st Half: 5-5, 100.0%			2nd Half: 16-23, 69.6%								Game: 75.0%
Deadball Rebounds: 3												

Notre Dame												
FG-A	3FG-A	FT-A	REB	PF	TP	A	TO	BK	ST	MIN		
Tom Knight	2-6	0-0	3-5	1-1-2	2	7	2	2	1	1	23	
Eric Atkins	9-15	5-7	3-4	0-2-2	0	26	6	1	0	0	40	
Scott Martin	2-4	0-2	0-0	0-0-0	0	4	1	1	0	0	9	
Jerian Grant	2-3	1-1	1-2	0-4-4	1	6	2	2	1	1	23	
Joey Brooks	1-2	0-0	0-0	0-1-1	1	2	1	1	0	0	10	
Alex Dragicevich	4-10	2-8	4-4	0-2-2	0	14	3	0	1	0	31	
Pat Connaughton	1-4	0-2	2-2	2-3-5	0	4	0	1	0	0	26	
Mike Broghammer	1-1	0-0	0-2	0-1-1	1	2	2	1	0	1	11	
Jack Cooley	7-11	0-0	8-9	6-8-14	3	22	1	1	2	0	27	
Team				3-0-3							2	
Totals	29-56	8-20	21-28	12-22-34	8	87	18	10	5	3	200	
Total FG%	1st Half: 17-32, 53.1%			2nd Half: 12-24, 50.0%								Game: 51.8%
3-PT FG%	1st Half: 5-11, 45.5%			2nd Half: 3-9, 33.3%								Game: 40.0%
FT %	1st Half: 5-5, 100.0%											

Game #13 Notre Dame 106, Sacred Heart 65
 Notre Dame, Ind. (Purcell Pavilion)
 December 19, 2011

Sacred Heart	FG-A	3FG-A	FT-A	REB	PF	TP	A	TO	BK	ST	MIN
Justin Swidowski	1-5	0-1	2-2	2-3-5	5	4	0	2	0	0	16
Femi Akinpetide	3-5	0-0	2-2	2-3-5	3	8	2	2	0	0	21
Evan Kelley	1-9	0-0	2-2	0-0-0	1	4	2	3	0	0	26
Chris Evans	1-3	0-0	2-2	1-1-2	1	4	0	1	0	0	24
Shane Gibson	8-16	3-8	3-3	0-3-3	0	22	4	2	1	1	24
Phil Gaetano	1-3	1-3	0-0	0-1-1	0	3	4	2	0	0	23
Louis Montes	1-1	0-0	2-2	1-1-2	5	4	0	0	0	0	14
Nick Greenbacker	2-4	1-1	0-0	0-2-2	5	5	0	0	0	0	14
Steve Glowiak	2-5	1-4	2-2	0-0-0	0	7	0	0	0	0	14
Stan Dulaire	2-5	0-0	0-0	0-1-1	3	4	4	0	0	0	24
Team				1-2-3							
Totals	22-56	6-17	15-15	7-17-24	23	65	16	12	1	1	200
Total FG%	1st Half: 11-25, 44.0%			2nd Half: 11-31, 35.5%				Game: 39.3%			
3-PT FG%	1st Half: 5-10, 50.0%			2nd Half: 1-7, 14.3%				Game: 35.3%			
FT %	1st Half: 10-10, 100.0%			2nd Half: 5-5, 100.0%				Game: 100.0%			
Deadball Rebounds:	0										

Notre Dame	FG-A	3FG-A	FT-A	REB	PF	TP	A	TO	BK	ST	MIN
Jack Cooley	7-7	0-0	5-6	5-3-8	1	19	0	0	3	0	25
Eric Atkins	4-7	1-3	4-6	2-2-4	1	13	9	0	0	2	29
Alex Dragicevich	4-8	2-5	2-2	0-5-5	1	12	1	3	1	0	28
Scott Martin	3-6	0-1	3-4	0-5-5	2	9	1	0	0	2	23
Jerian Grant	5-10	3-4	2-2	0-2-2	1	15	7	0	0	1	31
Patrick Crowley	2-3	1-1	0-0	1-0-1	0	5	1	0	0	0	4
Pat Connaughton	1-4	1-2	2-2	0-2-2	1	5	0	0	0	0	20
Tom Knight	3-4	0-0	3-4	0-1-1	1	9	2	1	0	0	11
Joey Brooks	3-5	1-1	5-5	1-1-2	2	12	3	0	0	1	17
Mike Broghammer	3-3	0-0	1-3	1-5-6	1	7	1	0	1	0	12
Team				0-1-1							
Totals	35-57	9-17	27-34	10-27-37	11	106	25	4	5	6	200
Total FG%	1st Half: 17-30, 56.7%			2nd Half: 18-27, 66.7%				Game: 61.4%			
3-PT FG%	1st Half: 3-8, 37.5%			2nd Half: 6-9, 66.7%				Game: 52.9%			
FT %	1st Half: 11-14, 78.6%			2nd Half: 16-20, 80.0%				Game: 79.4%			
Deadball Rebounds:	2										

SCORE BY PERIODS
 Sacred Heart 1 2 F
 37 28 65
 Notre Dame 48 58 106
OFFICIALS: John Gaffney, Chris Beaver, Tony Crisp
TECHNICALS: Sacred Heart - None. Notre Dame - None.
ATTENDANCE: 7,042

Notes: This was the second meeting ever between the two schools ... Notre Dame improved its home win streak to 27 games, the second-longest in program history at Purcell Pavilion at the Joyce Center ... The Irish's season-high 106 points marked the first time the Irish topped the 100-point mark since Nov. 17, 2010 (a 102-62 win over Chicago State) and were the most points by a Notre Dame since a 108-62 victory against Northern Illinois on Dec. 8, 2007 ... Irish teams have now topped the 100-point plateau 14 times under Mike Brey ... Notre Dame had five players in double figures for the fifth time this season ... The 41-point margin of victory was the largest of the season ... The Irish shot a season-best 61.4 percent from the field ... Notre Dame's four turnovers were a season low, while its 25 assists were a season high ... Eric Atkins' nine assists matched a career high ... With his 19 points, Jack Cooley extended his double-figure scoring streak to a career-best four games ... Jerian Grant reached double figures for the 10th time ... Tom Knight's nine points were a career high.

Game #14 Notre Dame 72, Pittsburgh 59
 Notre Dame, Ind. (Purcell Pavilion)
 December 27, 2011 • BIG EAST

Pittsburgh	FG-A	3FG-A	FT-A	REB	PF	TP	A	TO	BK	ST	MIN
Dante Taylor	2-3	0-0	0-0	0-4-4	4	4	1	1	0	1	13
Nasir Robinson	5-12	0-0	2-4	2-4-6	2	12	2	1	0	0	34
Cameron Wright	2-4	0-0	1-2	2-0-2	0	5	0	1	0	0	12
Ashton Gibbs	5-10	0-2	2-2	2-0-2	3	12	5	0	0	0	34
Lamar Patterson	3-8	0-2	2-2	1-5-6	3	8	1	2	0	1	28
Tray Woodall	0-5	0-3	0-0	0-0-0	0	0	2	2	0	0	18
John Johnson	2-5	1-4	0-0	0-0-0	4	5	3	0	0	2	18
Talib Zanna	5-10	0-0	3-4	8-4-12	2	13	0	2	1	0	28
J.J. Moore	0-3	0-3	0-0	1-2-3	2	0	0	0	0	0	15
Team				1-3-4							
Totals	24-60	1-14	10-14	17-22-39	20	59	14	9	1	4	200
Total FG%	1st Half: 10-29, 34.5%			2nd Half: 14-31, 45.2%				Game: 40.0%			
3-PT FG%	1st Half: 0-5, 0.0%			2nd Half: 1-9, 11.1%				Game: 7.1%			
FT %	1st Half: 6-8, 75.0%			2nd Half: 4-6, 66.7%				Game: 71.4%			
Deadball Rebounds:	3										

Notre Dame	FG-A	3FG-A	FT-A	REB	PF	TP	A	TO	BK	ST	MIN
Jack Cooley	3-7	0-0	2-4	5-9-14	3	8	1	1	2	1	32
Eric Atkins	5-8	0-1	5-7	3-2-5	2	15	4	0	0	2	40
Alex Dragicevich	8-13	4-7	2-4	0-2-2	3	22	0	1	0	0	33
Scott Martin	2-7	0-4	0-0	0-6-6	3	4	2	0	0	1	31
Jerian Grant	5-12	3-7	2-3	0-1-1	2	15	9	2	0	1	33
Pat Connaughton	1-1	0-0	0-0	0-0-0	0	2	2	0	0	0	11
Tom Knight	3-5	0-0	0-0	1-0-1	1	6	0	0	2	0	14
Joey Brooks	0-0	0-0	0-0	0-0-0	0	0	0	0	0	0	5
Mike Broghammer	0-0	0-0	0-0	0-0-0	0	0	0	0	0	0	1
Team				1-0-1							
Totals	27-53	7-19	11-18	10-20-30	14	72	18	6	4	5	200
Total FG%	1st Half: 9-28, 32.1%			2nd Half: 18-25, 72.0%				Game: 50.9%			
3-PT FG%	1st Half: 2-11, 18.2%			2nd Half: 5-8, 62.5%				Game: 36.8%			
FT %	1st Half: 5-9, 55.6%			2nd Half: 6-9, 66.7%				Game: 61.1%			
Deadball Rebounds:	1										

SCORE BY PERIODS
 Pittsburgh 1 2 F
 26 33 59
 Notre Dame 25 47 72
OFFICIALS: Jim Burr, Brian O'Connell, Earl Walton
TECHNICALS: Pittsburgh - None. Notre Dame - None.
ATTENDANCE: 8,231

Notes: Notre Dame won its fourth straight over the Panthers and improved to 10-8 against Pittsburgh during Mike Brey's tenure ... It's the longest Irish win streak ever in the 57 games against the Panthers and the most consecutive victories against Pitt by an opponent during the Jamie Dixon era ... Notre Dame improved to 11-6 all-time in BIG EAST Conference openers and each of their last six ... The Irish improved their home win streak to 28 games overall and have won 12 straight in BIG EAST regular-season play at home ... Alex Dragicevich's 22 points marked a career high as he became the seventh different Irish player to score 20-plus points in a game ... Notre Dame's 72.0 percent shooting percentage (18-25) in the second half was the best for an Irish team ever in the second-half of a BIG EAST game ... The six turnovers marked the seventh time this season that the Irish committed fewer than 10 turnovers ... Eric Atkins registered double figures for the ninth time and Jerian Grant netted his 11th double-digit scoring effort ... Jack Cooley registered 10-plus rebounds for the fourth time ... Grants nine assists were a career high.

2011-12 Notre Dame Men's Basketball
 Notre Dame Combined Team Statistics (as of Dec 27, 2011)
 All games

RECORD:	OVERALL	HOME	AWAY	NEUTRAL
ALL GAMES	9-5	9-0	0-1	0-4
CONFERENCE	1-0	1-0	0-0	0-0
NON-CONFERENCE	8-5	8-0	0-1	0-4

##	Player	gp-gs	min	avg	Total		3-Point		F-Throw		Rebounds				pf	dq	a	to	blk	stl	pts	avg		
					fg-fga	fg%	3fg-fga	3fg%	ft-fa	ft%	off	def	tot	avg										
00	ATKINS, Eric	12-12	435	36.2	51-117	.436	17-35	.486	49-62	.790	10	25	35	2.9	20	0	48	27	0	16	168	14.0		
21	ABROMAITIS, Tim	2-2	76	38.0	10-30	.333	0-11	.000	8-9	.889	2	12	14	7.0	7	1	5	6	0	1	28	14.0		
22	GRANT, Jerian	14-13	461	32.9	55-116	.474	21-51	.412	49-62	.790	6	44	50	3.6	22	0	66	19	3	17	180	12.9		
45	COOLEY, Jack	13-11	295	22.7	43-71	.606	0-0	.000	36-49	.735	42	64	106	8.2	31	1	12	19	18	10	122	9.4		
12	DRAGICEVICH, Alex	14-6	326	23.3	43-94	.457	22-60	.367	22-32	.688	5	28	33	2.4	17	0	20	13	7	1	130	9.3		
14	MARTIN, Scott	13-13	390	30.0	39-110	.355	12-51	.235	23-35	.657	8	55	63	4.8	34	1	16	20	5	12	113	8.7		
24	CONNAUGHTON, Pat	14-3	329	23.5	34-78	.436	14-38	.368	19-25	.760	13	44	57	4.1	14	0	12	8	1	5	101	7.2		
32	BROOKS, Joey	13-7	229	17.6	26-59	.441	5-10	.500	22-35	.629	9	27	36	2.8	22	0	17	11	3	3	79	6.1		
25	KNIGHT, Tom	12-3	142	11.8	22-43	.512	0-0	.000	11-17	.647	6	10	16	1.3	16	0	9	4	9	5	55	4.6		
33	BROGHAMMER, Mike	14-0	105	7.5	17-25	.680	0-0	.000	2-11	.182	13	17	30	2.1	17	1	7	6	7	4	36	2.6		
04	CROWLEY, Patrick	6-0	12	2.0	2-8	.250	1-3	.333	0-0	.000	1	1	2	0.3	0	0	1	1	0	1	5	0.8		
Team											19	18	37											
Total.....		14	2800	342-751		.455	92-259	.355	241-337	.715	134	345	479	34.2	200	4	213	136	53	75	1017	72.6		
Opponents.....		14	2800	336-812		.414	81-232	.349	153-211	.725	153	330	483	34.5	277	-	183	158	34	69	906	64.7		

TEAM STATISTICS	ND	OPP	Date	Opponent	Score	Att.
SCORING	1017	906	11-12-11	MISS. VALLEY STATE	w 80-67	7087
Points per game	72.6	64.7	@ 11-14-11	DETROIT	w 59-53	6720
Scoring margin	+7.9	-	@ 11-16-11	SAM HOUSTON STATE	w 74-41	6614
FIELD GOALS-ATT	342-751	336-812	11-18-11	DELAWARE STATE	w 93-69	8826
Field goal pct	.455	.414	@ 11-21-11	vs Missouri	L 58-87	11436
3 POINT FG-ATT	92-259	81-232	@ 11-22-11	vs Georgia	L 57-61	10747
3-point FG pct	.355	.349	11-27-11	BRYANT	w 84-59	7138
3-pt FG made per game	6.6	5.8	11-30-11	at GONZAGA BULLDOGS	L 53-73	6000
FREE THROWS-ATT	241-337	153-211	\$ 12-04-11	vs Maryland	L 71-78	10714
Free throw pct	.715	.725	12-08-11	MAINE	w 87-78	7024
F-Throws made per game	17.2	10.9	12-10-11	DARTMOUTH	w 65-47	7651
REBOUNDS	479	483	^ 12-17-11	vs Indiana	L 58-69	19064
Rebounds per game	34.2	34.5	12-19-11	SACRED HEART	w 106-65	7042
Rebounding margin	-0.3	-	* 12-27-11	PITTSBURGH	w 72-59	8231
ASSISTS	213	183				
Assists per game	15.2	13.1	@ = CBE Classic			
TURNOVERS	136	158	\$ = BB&T Classic			
Turnovers per game	9.7	11.3	^ = Crossroads Classic			
Turnover margin	+1.6	-	* = Conference game			
Assist/turnover ratio	1.6	1.2				
STEALS	75	69				
Steals per game	5.4	4.9				
BLOCKS	53	34				
Blocks per game	3.8	2.4				
ATTENDANCE	66333	57961				
Home games-Avg/Game	9-7370	1-6000				
Neutral site-Avg/Game	-	4-12990				

Score by Periods	1st	2nd	Totals
Notre Dame	486	531	1017
Opponents	442	464	906

2011-12 Notre Dame Men's Basketball
 Notre Dame Combined Team Statistics (as of Dec 27, 2011)
 Conference games

RECORD:	OVERALL	HOME	AWAY	NEUTRAL
ALL GAMES	1-0	1-0	0-0	0-0
CONFERENCE	1-0	1-0	0-0	0-0
NON-CONFERENCE	0-0	0-0	0-0	0-0

##	Player	gp-gs	min	avg	Total		3-Point		F-Throw		Rebounds				pf	dq	a	to	blk	stl	pts	avg
					fg-fga	fg%	3fg-fga	3fg%	ft-fta	ft%	off	def	tot	avg								
12	DRAGICEVICH, Alex	1-1	33	33.0	8-13	.615	4-7	.571	2-4	.500	0	2	2	2.0	3	0	0	1	0	0	22	22.0
22	GRANT, Jerian	1-1	33	33.0	5-12	.417	3-7	.429	2-3	.667	0	1	1	1.0	2	0	9	2	0	1	15	15.0
00	ATKINS, Eric	1-1	40	40.0	5-8	.625	0-1	.000	5-7	.714	3	2	5	5.0	2	0	4	0	0	2	15	15.0
45	COOLEY, Jack	1-1	32	32.0	3-7	.429	0-0	.000	2-4	.500	5	9	14	14.0	3	0	1	1	2	1	8	8.0
25	KNIGHT, Tom	1-0	14	14.0	3-5	.600	0-0	.000	0-0	.000	1	0	1	1.0	1	0	0	0	2	0	6	6.0
14	MARTIN, Scott	1-1	31	31.0	2-7	.286	0-4	.000	0-0	.000	0	6	6	6.0	3	0	2	0	0	1	4	4.0
24	CONNAUGHTON, Pat	1-0	11	11.0	1-1	1.000	0-0	.000	0-0	.000	0	0	0	0.0	0	0	2	0	0	0	2	2.0
32	BROOKS, Joey	1-0	5	5.0	0-0	.000	0-0	.000	0-0	.000	0	0	0	0.0	0	0	0	1	0	0	0	0.0
33	BROGHAMMER, Mike	1-0	1	1.0	0-0	.000	0-0	.000	0-0	.000	0	0	0	0.0	0	0	0	0	0	0	0	0.0
Team											1	0	1				1					
Total.....		1	200		27-53	.509	7-19	.368	11-18	.611	10	20	30	30.0	14	0	18	6	4	5	72	72.0
Opponents.....		1	200		24-60	.400	1-14	.071	10-14	.714	17	22	39	39.0	20	-	14	9	1	4	59	59.0

TEAM STATISTICS	ND	OPP	Date	Opponent	Score	Att.
SCORING	72	59	* 12-27-11	PITTSBURGH	w 72-59	8231
Points per game	72.0	59.0				
Scoring margin	+13.0	-				
FIELD GOALS-ATT	27-53	24-60				
Field goal pct	.509	.400				
3 POINT FG-ATT	7-19	1-14				
3-point FG pct	.368	.071				
3-pt FG made per game	7.0	1.0				
FREE THROWS-ATT	11-18	10-14				
Free throw pct	.611	.714				
F-Throws made per game	11.0	10.0				
REBOUNDS	30	39				
Rebounds per game	30.0	39.0				
Rebounding margin	-9.0	-				
ASSISTS	18	14				
Assists per game	18.0	14.0				
TURNOVERS	6	9				
Turnovers per game	6.0	9.0				
Turnover margin	+3.0	-				
Assist/turnover ratio	3.0	1.6				
STEALS	5	4				
Steals per game	5.0	4.0				
BLOCKS	4	1				
Blocks per game	4.0	1.0				
ATTENDANCE	8231	0				
Home games-Avg/Game	1-8231	0-0				
Neutral site-Avg/Game	-	0-0				

@ = CBE Classic
 \$ = BB&T Classic
 ^ = Crossroads Classic
 * = Conference game

Score by Periods	1st	2nd	Totals
Notre Dame	25	47	72
Opponents	26	33	59

2011-12 Notre Dame Men's Basketball
 Notre Dame Season Box Score (as of Dec 27, 2011)
 All games

RECORD:	OVERALL	HOME	AWAY	NEUTRAL
ALL GAMES	9-5	9-0	0-1	0-4
CONFERENCE	1-0	1-0	0-0	0-0
NON-CONFERENCE	8-5	8-0	0-1	0-4

##	Player	gp-gs	min	avg	Total		3-Point		F-Throw		Rebounds				pf	dq	a	to	blk	stl	pts	avg
					fg-fga	fg%	3fg-fga	3fg%	ft-fa	ft%	off	def	tot	avg								
00	ATKINS, Eric	12-12	435	36.2	51-117	.436	17-35	.486	49-62	.790	10	25	35	2.9	20	0	48	27	0	16	168	14.0
21	ABROMAITIS, Tim	2-2	76	38.0	10-30	.333	0-11	.000	8-9	.889	2	12	14	7.0	7	1	5	6	0	1	28	14.0
22	GRANT, Jerian	14-13	461	32.9	55-116	.474	21-51	.412	49-62	.790	6	44	50	3.6	22	0	66	19	3	17	180	12.9
45	COOLEY, Jack	13-11	295	22.7	43-71	.606	0-0	.000	36-49	.735	42	64	106	8.2	31	1	12	19	18	10	122	9.4
12	DRAGICEVICH, Alex	14-6	326	23.3	43-94	.457	22-60	.367	22-32	.688	5	28	33	2.4	17	0	20	13	7	1	130	9.3
14	MARTIN, Scott	13-13	390	30.0	39-110	.355	12-51	.235	23-35	.657	8	55	63	4.8	34	1	16	20	5	12	113	8.7
24	CONNAUGHTON, Pat	14-3	329	23.5	34-78	.436	14-38	.368	19-25	.760	13	44	57	4.1	14	0	12	8	1	5	101	7.2
32	BROOKS, Joey	13-7	229	17.6	26-59	.441	5-10	.500	22-35	.629	9	27	36	2.8	22	0	17	11	3	3	79	6.1
25	KNIGHT, Tom	12-3	142	11.8	22-43	.512	0-0	.000	11-17	.647	6	10	16	1.3	16	0	9	4	9	5	55	4.6
33	BROGHAMMER, Mike	14-0	105	7.5	17-25	.680	0-0	.000	2-11	.182	13	17	30	2.1	17	1	7	6	7	4	36	2.6
04	CROWLEY, Patrick	6-0	12	2.0	2-8	.250	1-3	.333	0-0	.000	1	1	2	0.3	0	0	1	1	0	1	5	0.8
Team											19	18	37				2					
Total.....		14	2800		342-751	.455	92-259	.355	241-337	.715	134	345	479	34.2	200	4	213	136	53	75	1017	72.6
Opponents.....		14	2800		336-812	.414	81-232	.349	153-211	.725	153	330	483	34.5	277	-	183	158	34	69	906	64.7

Score by Periods	1st	2nd	Totals
Notre Dame	486	531	1017
Opponents	442	464	906

2011-12 Notre Dame Men's Basketball
 Notre Dame Season Schedule/Results & Leaders (as of Dec 27, 2011)
 All games

RECORD:	OVERALL	HOME	AWAY	NEUTRAL
ALL GAMES	9-5	9-0	0-1	0-4
CONFERENCE	1-0	1-0	0-0	0-0
NON-CONFERENCE	8-5	8-0	0-1	0-4

Date	Opponent	Score	Att.	High Points	High Rebounds
11-12-11	MISS. VALLEY STATE	w 80-67	7087	(27)ATKINS, Eric	(10)COOLEY, Jack
11-14-11	@DETROIT	w 59-53	6720	(13)BROOKS, Joey (13)ATKINS, Eric	(9)CONNAUGHTON, Pat (9)BROOKS, Joey
11-16-11	@SAM HOUSTON STATE	w 74-41	6614	(24)CONNAUGHTON, Pat	(6)GRANT, Jerian (6)COOLEY, Jack
11-18-11	DELAWARE STATE	w 93-69	8826	(23)MARTIN, Scott	(17)COOLEY, Jack
11-21-11	@vs Missouri	58-87 L	11436	(22)ABROMAITIS, Tim	(8)ABROMAITIS, Tim
11-22-11	@vs Georgia	57-61 L	10747	(20)GRANT, Jerian	(6)COOLEY, Jack (6)ABROMAITIS, Tim
11-27-11	BRYANT	w 84-59	7138	(18)ATKINS, Eric	(11)GRANT, Jerian
11-30-11	at GONZAGA BULLDOGS	53-73 L	6000	(16)GRANT, Jerian	(6)COOLEY, Jack
12-04-11	\$vs Maryland	71-78 L	10714	(20)GRANT, Jerian	(7)BROGHAMMER, Mike
12-08-11	MAINE	w 87-78	7024	(26)ATKINS, Eric	(14)COOLEY, Jack
12-10-11	DARTMOUTH	w 65-47	7651	(22)COOLEY, Jack	(9)COOLEY, Jack
12-17-11	^vs Indiana	58-69 L	19064	(15)ATKINS, Eric	(7)MARTIN, Scott
12-19-11	SACRED HEART	w 106-65	7042	(19)COOLEY, Jack	(8)COOLEY, Jack
12-27-11	*PITTSBURGH	w 72-59	8231	(22)DRAGICEVICH, Alex	(14)COOLEY, Jack

@ = CBE Classic
 \$ = BB&T Classic
 ^ = Crossroads Classic
 * = Conference game

Attendance Summary	Games	Attend	Avg/Game
Home	9	66333	7370
Away	1	6000	6000
Neutral	4	51961	12990
Total	14	124294	8878

2011-12 Notre Dame Men's Basketball
 Notre Dame Extended Season Box Score (as of Dec 27, 2011)
 All games

RECORD:	OVERALL	HOME	AWAY	NEUTRAL
ALL GAMES	9-5	9-0	0-1	0-4
CONFERENCE	1-0	1-0	0-0	0-0
NON-CONFERENCE	8-5	8-0	0-1	0-4

##	Player	gp-gs	min	avg	Total		3-Point		F-Throw		Rebounds				pf	dq	a	a/g	to	to/g	a/to	blk	blk/g	stl	stl/g	pts	avg
					fg-fga	fg%	3fg-fga	3fg%	ft-fa	ft%	off	def	tot	avg													
00	ATKINS, Eric	12-12	435	36.2	51-117	.436	17-35	.486	49-62	.790	10	25	35	2.9	20	0	48	4.00	27	2.25	1.78	0	0.00	16	1.33	168	14.0
21	ABROMAITIS, Tim	2-2	76	38.0	10-30	.333	0-11	.000	8-9	.889	2	12	14	7.0	7	1	5	2.50	6	3.00	0.83	0	0.00	1	0.50	28	14.0
22	GRANT, Jerian	14-13	461	32.9	55-116	.474	21-51	.412	49-62	.790	6	44	50	3.6	22	0	66	4.71	19	1.36	3.47	3	0.21	17	1.21	180	12.9
45	COOLEY, Jack	13-11	295	22.7	43-71	.606	0-0	.000	36-49	.735	42	64	106	8.2	31	1	12	0.92	19	1.46	0.63	18	1.38	10	0.77	122	9.4
12	DRAGICEVICH, Alex	14-6	326	23.3	43-94	.457	22-60	.367	22-32	.688	5	28	33	2.4	17	0	20	1.43	13	0.93	1.54	7	0.50	1	0.07	130	9.3
14	MARTIN, Scott	13-13	390	30.0	39-110	.355	12-51	.235	23-35	.657	8	55	63	4.8	34	1	16	1.23	20	1.54	0.80	5	0.38	12	0.92	113	8.7
24	CONNAUGHTON, Pat	14-3	329	23.5	34-78	.436	14-38	.368	19-25	.760	13	44	57	4.1	14	0	12	0.86	8	0.57	1.50	1	0.07	5	0.36	101	7.2
32	BROOKS, Joey	13-7	229	17.6	26-59	.441	5-10	.500	22-35	.629	9	27	36	2.8	22	0	17	1.31	11	0.85	1.55	3	0.23	3	0.23	79	6.1
25	KNIGHT, Tom	12-3	142	11.8	22-43	.512	0-0	.000	11-17	.647	6	10	16	1.3	16	0	9	0.75	4	0.33	2.25	9	0.75	5	0.42	55	4.6
33	BROGHAMMER, Mike	14-0	105	7.5	17-25	.680	0-0	.000	2-11	.182	13	17	30	2.1	17	1	7	0.50	6	0.43	1.17	7	0.50	4	0.29	36	2.6
04	CROWLEY, Patrick	6-0	12	2.0	2-8	.250	1-3	.333	0-0	.000	1	1	2	0.3	0	0	1	0.17	1	0.17	1.00	0	0.00	1	0.17	5	0.8
Total.....		14	2800		342-751	.455	92-259	.355	241-337	.715	134	345	479	34.2	200	4	213	15.21	136	9.71	1.57	53	3.79	75	5.36	1017	72.6
Opponents.....		14	2800		336-812	.414	81-232	.349	153-211	.725	153	330	483	34.5	277	-	183	13.07	158	11.29	1.16	34	2.43	69	4.93	906	64.7

Score by Periods	1st	2nd	Totals
Notre Dame	486	531	1017
Opponents	442	464	906

2011-12 Notre Dame Men's Basketball
 Notre Dame Overall Team Statistics (as of Dec 27, 2011)
 All games

TEAM STATISTICS	ND	OPP
SCORING	1017	906
Points per game	72.6	64.7
Scoring margin	+7.9	-
FIELD GOALS-ATT	342-751	336-812
Field goal pct	.455	.414
3 POINT FG-ATT	92-259	81-232
3-point FG pct	.355	.349
3-pt FG made per game	6.6	5.8
FREE THROWS-ATT	241-337	153-211
Free throw pct	.715	.725
F-Throws made per game	17.2	10.9
REBOUNDS	479	483
Rebounds per game	34.2	34.5
Rebounding margin	-0.3	-
ASSISTS	213	183
Assists per game	15.2	13.1
TURNOVERS	136	158
Turnovers per game	9.7	11.3
Turnover margin	+1.6	-
Assist/turnover ratio	1.6	1.2
STEALS	75	69
Steals per game	5.4	4.9
BLOCKS	53	34
Blocks per game	3.8	2.4
WINNING STREAK	2	-
Home win streak	9	-
ATTENDANCE	66333	57961
Home games-Avg/Game	9-7370	1-6000
Neutral site-Avg/Game	-	4-12990

Score by Periods	1st	2nd	Totals
Notre Dame	486	531	1017
Opponents	442	464	906

2011-12 Notre Dame Men's Basketball
 Notre Dame Team Game-by-Game Comparison (as of Dec 27, 2011)
 All games

Opponent	1st	2nd	Score	Mar	Total FG	FG Pct	3-Pointers	3FG Pct	Free Throws	FT Pct	Rebounds	Assist	T/Over	Block	Steal	Fouls
MISS. VALLEY STATE	38/30	42/37	80-67	+13	24-54/28-63	.444/.444	8-19/8-23	.421/.348	24-29/3-8	.828/.375	39/30 +9	19/16	11/12	2/0	5/5	12/23
DETROIT	28/31	31/22	59-53	+6	19-47/21-68	.404/.309	4-15/6-21	.267/.286	17-31/5-8	.548/.625	42/44 (2)	12/13	13/12	3/7	4/5	12/26
SAM HOUSTON STATE	38/16	36/25	74-41	+33	27-51/18-53	.529/.340	10-19/3-15	.526/.200	10-20/2-5	.500/.400	32/34 (2)	21/11	9/18	3/1	10/3	10/17
DELAWARE STATE	43/30	50/39	93-69	+24	30-61/22-54	.492/.407	11-23/8-17	.478/.471	22-28/17-26	.786/.654	46/24 +22	20/12	9/8	1/7	1/6	17/22
Missouri	37/52	21/35	58-87	(29)	20-54/32-55	.370/.582	4-16/5-11	.250/.455	14-19/18-21	.737/.857	24/38 (14)	8/12	13/8	1/5	5/10	16/17
Georgia	29/31	28/30	57-61	(4)	16-46/22-53	.348/.415	4-20/12-26	.200/.462	21-28/5-11	.750/.455	23/37 (14)	7/14	8/14	3/3	7/5	16/22
BRYANT	47/28	37/31	84-59	+25	31-64/23-65	.484/.354	11-25/6-26	.440/.231	11-15/7-11	.733/.636	46/33 +13	24/12	10/9	3/1	4/4	11/14
GONZAGA BULLDOGS	22/35	31/38	53-73	(20)	20-52/28-61	.385/.459	2-14/6-15	.143/.400	11-18/11-15	.611/.733	32/40 (8)	6/16	17/13	3/3	8/10	16/17
Maryland	30/35	41/43	71-78	(7)	24-55/23-54	.436/.426	7-21/7-10	.333/.700	16-22/25-35	.727/.714	30/40 (10)	10/9	7/8	4/2	3/1	22/16
MAINE	44/41	43/37	87-78	+9	29-56/34-63	.518/.540	8-20/6-16	.400/.375	21-28/4-5	.750/.800	34/26 +8	18/19	10/9	5/0	3/7	8/20
DARTMOUTH	37/24	28/23	65-47	+18	24-59/15-50	.407/.300	3-20/4-14	.150/.286	14-15/13-15	.933/.867	36/34 +2	16/10	7/15	11/1	8/4	15/15
Indiana	20/26	38/43	58-69	(11)	16-42/24-57	.381/.421	4-11/3-7	.364/.429	22-32/18-22	.688/.818	28/40 (12)	9/9	12/11	5/2	6/4	20/25
SACRED HEART	48/37	58/28	106-65	+41	35-57/22-56	.614/.393	9-17/6-17	.529/.353	27-34/15-15	.794/1000	37/24 +13	25/16	4/12	5/1	6/1	11/23
PITTSBURGH	25/26	47/33	72-59	+13	27-53/24-60	.509/.400	7-19/1-14	.368/.071	11-18/10-14	.611/.714	30/39 (9)	18/14	6/9	4/1	5/4	14/20

Note: Game totals are displayed in the format TEAM/OPPONENT for each category

2011-12 Notre Dame Men's Basketball
 Notre Dame Points-Rebounds-Assists (as of Dec 27, 2011)
 All games

Opponent	Date	Score		00	04	12	14	21	22	24
				ATKINS,ERI	CROWLEY,PA	DRAGICEVIC	MARTIN,SCO	ABROMAITIS	GRANT,JERI	CONNAUGHTO
MISS. VALLEY STATE	11-12-11	80-67	w	27-4-6	0-0-0	7-4-2	15-5-2	DNP	11-2-5	2-4-0
DETROIT	11-14-11	59-53	w	13-2-4	DNP	2-2-1	3-6-0	DNP	11-2-3	10-9-0
SAM HOUSTON STATE	11-16-11	74-41	w	DNP	0-1-0	7-3-3	11-5-1	DNP	17-6-7	24-5-1
DELAWARE STATE	11-18-11	93-69	w	DNP	0-0-0	18-3-7	23-5-3	DNP	17-4-6	9-7-2
vs Missouri	11-21-11	58-87	L	7-1-1	DNP	0-0-0	12-5-1	22-8-3	6-1-2	7-5-0
vs Georgia	11-22-11	57-61	L	12-2-1	DNP	0-0-0	6-3-0	6-6-2	20-5-4	11-0-0
BRYANT	11-27-11	84-59	w	18-4-9	0-0-0	13-4-0	12-8-0	DNP	12-11-7	2-3-3
at GONZAGA BULLDOGS	11-30-11	53-73	L	6-3-1	DNP	3-3-0	1-4-0	DNP	16-1-3	11-3-0
vs Maryland	12-04-11	71-78	L	16-2-2	DNP	8-0-1	7-4-3	DNP	20-4-3	9-6-0
MAINE	12-08-11	87-78	w	26-2-6	DNP	14-2-3	4-0-1	DNP	6-4-2	4-5-0
DARTMOUTH	12-10-11	65-47	w	0-4-3	0-0-0	15-3-2	DNP	DNP	0-3-4	3-4-3
vs Indiana	12-17-11	58-69	L	15-2-2	DNP	9-2-0	6-7-2	DNP	14-4-4	2-4-1
SACRED HEART	12-19-11	106-65	w	13-4-9	5-1-1	12-5-1	9-5-1	DNP	15-2-7	5-2-0
PITTSBURGH	12-27-11	72-59	w	15-5-4	DNP	22-2-0	4-6-2	DNP	15-1-9	2-0-2

Opponent	Date	Score		25	32	33	45
				KNIGHT,TOM	BROOKS,JOE	BROGHAMME	COOLEY,JAC
MISS. VALLEY STATE	11-12-11	80-67	w	0-2-0	9-4-3	6-2-0	3-10-1
DETROIT	11-14-11	59-53	w	0-1-0	13-9-2	0-0-0	7-8-2
SAM HOUSTON STATE	11-16-11	74-41	w	7-1-2	0-1-1	2-2-2	6-6-4
DELAWARE STATE	11-18-11	93-69	w	6-0-0	DNP	9-5-1	11-17-1
vs Missouri	11-21-11	58-87	L	DNP	4-1-1	0-1-0	0-1-0
vs Georgia	11-22-11	57-61	L	DNP	0-0-0	0-0-0	2-6-0
BRYANT	11-27-11	84-59	w	4-0-1	13-6-2	6-4-1	4-2-1
at GONZAGA BULLDOGS	11-30-11	53-73	L	4-3-1	6-5-1	0-0-0	6-6-0
vs Maryland	12-04-11	71-78	L	4-0-0	7-3-1	0-7-0	DNP
MAINE	12-08-11	87-78	w	7-2-2	2-1-1	2-1-2	22-14-1
DARTMOUTH	12-10-11	65-47	w	8-5-1	13-4-2	4-2-0	22-9-1
vs Indiana	12-17-11	58-69	L	0-0-0	0-0-0	0-0-0	12-5-0
SACRED HEART	12-19-11	106-65	w	9-1-2	12-2-3	7-6-1	19-8-0
PITTSBURGH	12-27-11	72-59	w	6-1-0	0-0-0	0-0-0	8-14-1

2011-12 Notre Dame Men's Basketball
 Notre Dame Team High/Low Analysis (as of Dec 27, 2011)
 All games

Notre Dame - TEAM GAME HIGHS

POINTS	106	SACRED HEART (12-19-11)
	93	DELAWARE STATE (11-18-11)
	87	MAINE (12-08-11)
	84	BRYANT (11-27-11)
	80	MISS. VALLEY STATE (11-12-11)
FIELD GOALS MADE	35	SACRED HEART (12-19-11)
	31	BRYANT (11-27-11)
FIELD GOAL ATTEMPTS	64	BRYANT (11-27-11)
	61	DELAWARE STATE (11-18-11)
FIELD GOAL PERCENTAGE	.614 (35-57)	SACRED HEART (12-19-11)
	.529 (27-51)	SAM HOUSTON STATE (11-16-11)
3 PT FIELD GOALS MADE	11	BRYANT (11-27-11)
	11	DELAWARE STATE (11-18-11)
3 PT FG ATTEMPTS	25	BRYANT (11-27-11)
	23	DELAWARE STATE (11-18-11)
3 PT FG PERCENTAGE	.529 (9-17)	SACRED HEART (12-19-11)
	.526 (10-19)	SAM HOUSTON STATE (11-16-11)
FREE THROWS MADE	27	SACRED HEART (12-19-11)
	24	MISS. VALLEY STATE (11-12-11)
FREE THROW ATTEMPTS	34	SACRED HEART (12-19-11)
	32	vs Indiana (12-17-11)
FREE THROW PERCENTAGE	.933 (14-15)	DARTMOUTH (12-10-11)
	.828 (24-29)	MISS. VALLEY STATE (11-12-11)
REBOUNDS	46	BRYANT (11-27-11)
	46	DELAWARE STATE (11-18-11)
ASSISTS	25	SACRED HEART (12-19-11)
	24	BRYANT (11-27-11)
STEALS	10	SAM HOUSTON STATE (11-16-11)
	8	DARTMOUTH (12-10-11)
	8	at GONZAGA BULLDOGS (11-30-11)
BLOCKED SHOTS	11	DARTMOUTH (12-10-11)
	5	SACRED HEART (12-19-11)
	5	vs Indiana (12-17-11)
	5	MAINE (12-08-11)
TURNOVERS	17	at GONZAGA BULLDOGS (11-30-11)
	13	vs Missouri (11-21-11)
	13	DETROIT (11-14-11)
FOULS	22	vs Maryland (12-04-11)
	20	vs Indiana (12-17-11)

2011-12 Notre Dame Men's Basketball
 Notre Dame High/Low Analysis (as of Dec 27, 2011)
 All games

Opponent - GAME HIGHS

POINTS	87	vs Missouri (11-21-11)
	78	MAINE (12-08-11)
	78	vs Maryland (12-04-11)
	73	at GONZAGA BULLDOGS (11-30-11)
	69	vs Indiana (12-17-11)
	69	DELAWARE STATE (11-18-11)
FIELD GOALS MADE	34	MAINE (12-08-11)
	32	vs Missouri (11-21-11)
	68	DETROIT (11-14-11)
FIELD GOAL ATTEMPTS	65	BRYANT (11-27-11)
FIELD GOAL PERCENTAGE	.582 (32-55)	vs Missouri (11-21-11)
	.540 (34-63)	MAINE (12-08-11)
3 PT FIELD GOALS MADE	12	vs Georgia (11-22-11)
	8	DELAWARE STATE (11-18-11)
	8	MISS. VALLEY STATE (11-12-11)
	26	BRYANT (11-27-11)
3 PT FG ATTEMPTS	26	vs Georgia (11-22-11)
3 PT FG PERCENTAGE	.700 (7-10)	vs Maryland (12-04-11)
	.471 (8-17)	DELAWARE STATE (11-18-11)
FREE THROWS MADE	25	vs Maryland (12-04-11)
	18	vs Indiana (12-17-11)
	18	vs Missouri (11-21-11)
	35	vs Maryland (12-04-11)
FREE THROW ATTEMPTS	26	DELAWARE STATE (11-18-11)
FREE THROW PERCENTAGE	1.000 (15-15)	SACRED HEART (12-19-11)
	.867 (13-15)	DARTMOUTH (12-10-11)
REBOUNDS	44	DETROIT (11-14-11)
	40	vs Indiana (12-17-11)
	40	vs Maryland (12-04-11)
	40	at GONZAGA BULLDOGS (11-30-11)
ASSISTS	19	MAINE (12-08-11)
	16	SACRED HEART (12-19-11)
	16	at GONZAGA BULLDOGS (11-30-11)
	16	MISS. VALLEY STATE (11-12-11)
STEALS	10	at GONZAGA BULLDOGS (11-30-11)
	10	vs Missouri (11-21-11)
BLOCKED SHOTS	7	DELAWARE STATE (11-18-11)
	7	DETROIT (11-14-11)
	18	SAM HOUSTON STATE (11-16-11)
TURNOVERS	15	DARTMOUTH (12-10-11)
FOULS	26	DETROIT (11-14-11)
	25	vs Indiana (12-17-11)

2011-12 Notre Dame Men's Basketball
 Notre Dame High/Low Analysis (as of Dec 27, 2011)
 All games

Notre Dame - GAME LOWS

POINTS	53	at GONZAGA BULLDOGS (11-30-11)
	57	vs Georgia (11-22-11)
	58	vs Missouri (11-21-11)
	58	vs Indiana (12-17-11)
	59	DETROIT (11-14-11)
FIELD GOALS MADE	16	vs Georgia (11-22-11)
	16	vs Indiana (12-17-11)
FIELD GOAL ATTEMPTS	42	vs Indiana (12-17-11)
	46	vs Georgia (11-22-11)
FIELD GOAL PERCENTAGE	.348 (16-46)	vs Georgia (11-22-11)
	.370 (20-54)	vs Missouri (11-21-11)
3 PT FIELD GOALS MADE	2	at GONZAGA BULLDOGS (11-30-11)
	3	DARTMOUTH (12-10-11)
3 PT FG ATTEMPTS	11	vs Indiana (12-17-11)
	14	at GONZAGA BULLDOGS (11-30-11)
3 PT FG PERCENTAGE	.143 (2-14)	at GONZAGA BULLDOGS (11-30-11)
	.150 (3-20)	DARTMOUTH (12-10-11)
FREE THROWS MADE	10	SAM HOUSTON STATE (11-16-11)
	11	BRYANT (11-27-11)
	11	at GONZAGA BULLDOGS (11-30-11)
	11	PITTSBURGH (12-27-11)
FREE THROW ATTEMPTS	15	BRYANT (11-27-11)
	15	DARTMOUTH (12-10-11)
FREE THROW PERCENTAGE	.500 (10-20)	SAM HOUSTON STATE (11-16-11)
	.548 (17-31)	DETROIT (11-14-11)
REBOUNDS	23	vs Georgia (11-22-11)
	24	vs Missouri (11-21-11)
ASSISTS	6	at GONZAGA BULLDOGS (11-30-11)
	7	vs Georgia (11-22-11)
STEALS	1	DELAWARE STATE (11-18-11)
	3	vs Maryland (12-04-11)
	3	MAINE (12-08-11)
BLOCKED SHOTS	1	DELAWARE STATE (11-18-11)
	1	vs Missouri (11-21-11)
TURNOVERS	4	SACRED HEART (12-19-11)
	6	PITTSBURGH (12-27-11)
FOULS	8	MAINE (12-08-11)
	10	SAM HOUSTON STATE (11-16-11)

2011-12 Notre Dame Men's Basketball
 Notre Dame High/Low Analysis (as of Dec 27, 2011)
 All games

Opponent - GAME LOWS

POINTS	41		SAM HOUSTON STATE (11-16-11)
	47		DARTMOUTH (12-10-11)
	53		DETROIT (11-14-11)
	59		BRYANT (11-27-11)
	59		PITTSBURGH (12-27-11)
FIELD GOALS MADE	15		DARTMOUTH (12-10-11)
	18		SAM HOUSTON STATE (11-16-11)
FIELD GOAL ATTEMPTS	50		DARTMOUTH (12-10-11)
	53		SAM HOUSTON STATE (11-16-11)
	53		vs Georgia (11-22-11)
FIELD GOAL PERCENTAGE	.300	(15-50)	DARTMOUTH (12-10-11)
	.309	(21-68)	DETROIT (11-14-11)
3 PT FIELD GOALS MADE	1		PITTSBURGH (12-27-11)
	3		SAM HOUSTON STATE (11-16-11)
	3		vs Indiana (12-17-11)
3 PT FG ATTEMPTS	7		vs Indiana (12-17-11)
	10		vs Maryland (12-04-11)
3 PT FG PERCENTAGE	.071	(1-14)	PITTSBURGH (12-27-11)
	.200	(3-15)	SAM HOUSTON STATE (11-16-11)
FREE THROWS MADE	2		SAM HOUSTON STATE (11-16-11)
	3		MISS. VALLEY STATE (11-12-11)
FREE THROW ATTEMPTS	5		SAM HOUSTON STATE (11-16-11)
	5		MAINE (12-08-11)
FREE THROW PERCENTAGE	.375	(3-8)	MISS. VALLEY STATE (11-12-11)
	.400	(2-5)	SAM HOUSTON STATE (11-16-11)
REBOUNDS	24		DELAWARE STATE (11-18-11)
	24		SACRED HEART (12-19-11)
ASSISTS	9		vs Maryland (12-04-11)
	9		vs Indiana (12-17-11)
STEALS	1		vs Maryland (12-04-11)
	1		SACRED HEART (12-19-11)
BLOCKED SHOTS	0		MISS. VALLEY STATE (11-12-11)
	0		MAINE (12-08-11)
TURNOVERS	8		DELAWARE STATE (11-18-11)
	8		vs Missouri (11-21-11)
	8		vs Maryland (12-04-11)
FOULS	14		BRYANT (11-27-11)
	15		DARTMOUTH (12-10-11)

2011-12 Notre Dame Men's Basketball
 Notre Dame Player High/Low Analysis (as of Dec 27, 2011)
 All games

Notre Dame - INDIVIDUAL GAME HIGHS

Points	27		ATKINS, Eric vs Miss. Valley State (11-12-11)
	26		ATKINS, Eric vs Maine (12-08-11)
	24		CONNAUGHTON, Pat vs Sam Houston State (11-16-11)
	23		MARTIN, Scott vs Delaware State (11-18-11)
	22		DRAGICEVICH, Alex vs Pittsburgh (12-27-11)
	22		COOLEY, Jack vs Dartmouth (12-10-11)
	22		COOLEY, Jack vs Maine (12-08-11)
	22		ABROMAITIS, Tim vs Missouri (11-21-11)
Field Goals Made	9		COOLEY, Jack vs Dartmouth (12-10-11)
	9		ATKINS, Eric vs Maine (12-08-11)
	9		ABROMAITIS, Tim vs Missouri (11-21-11)
	9		CONNAUGHTON, Pat vs Sam Houston State (11-16-11)
Field Goal Att.	18		ABROMAITIS, Tim vs Missouri (11-21-11)
	18		MARTIN, Scott vs Delaware State (11-18-11)
FG Pct (min 5 made)	1.000	(7-7)	COOLEY, Jack vs Sacred Heart (12-19-11)
	1.000	(6-6)	GRANT, Jerian vs Sam Houston State (11-16-11)
3-Point FG Made	6		CONNAUGHTON, Pat vs Sam Houston State (11-16-11)
	5		ATKINS, Eric vs Maine (12-08-11)
3-Point FG Att.	10		CONNAUGHTON, Pat vs Sam Houston State (11-16-11)
	9		MARTIN, Scott vs Delaware State (11-18-11)
3-Pt FG Pct (min 2 made)	1.000	(3-3)	GRANT, Jerian vs Delaware State (11-18-11)
	1.000	(3-3)	ATKINS, Eric vs Miss. Valley State (11-12-11)
	1.000	(2-2)	BROOKS, Joey vs Bryant (11-27-11)
Free Throws Made	12		ATKINS, Eric vs Miss. Valley State (11-12-11)
	10		GRANT, Jerian vs Georgia (11-22-11)
Free Throw Att.	13		BROOKS, Joey vs Detroit (11-14-11)
	12		ATKINS, Eric vs Miss. Valley State (11-12-11)
FT Pct (min 3 made)	1.000	(12-12)	ATKINS, Eric vs Miss. Valley State (11-12-11)
	1.000	(5-5)	BROOKS, Joey vs Sacred Heart (12-19-11)
	1.000	(4-4)	KNIGHT, Tom vs Dartmouth (12-10-11)
	1.000	(4-4)	COOLEY, Jack vs Dartmouth (12-10-11)
	1.000	(4-4)	DRAGICEVICH, Alex vs Maine (12-08-11)
	1.000	(4-4)	CONNAUGHTON, Pat vs Maryland (12-04-11)
	1.000	(4-4)	GRANT, Jerian vs Bryant (11-27-11)
	1.000	(4-4)	ABROMAITIS, Tim vs Georgia (11-22-11)
	1.000	(3-3)	BROOKS, Joey vs Dartmouth (12-10-11)
Rebounds	17		COOLEY, Jack vs Delaware State (11-18-11)
	14		COOLEY, Jack vs Pittsburgh (12-27-11)
	14		COOLEY, Jack vs Maine (12-08-11)
Assists	9		GRANT, Jerian vs Pittsburgh (12-27-11)
	9		ATKINS, Eric vs Sacred Heart (12-19-11)
	9		ATKINS, Eric vs Bryant (11-27-11)
Steals	3		ATKINS, Eric vs Indiana (12-17-11)
	3		ATKINS, Eric at GONZAGA BULLDOGS (11-30-11)
	3		COOLEY, Jack vs Missouri (11-21-11)
	3		COOLEY, Jack vs Sam Houston State (11-16-11)
Blocked Shots	4		COOLEY, Jack vs Dartmouth (12-10-11)
	3		COOLEY, Jack vs Sacred Heart (12-19-11)
	3		MARTIN, Scott vs Indiana (12-17-11)
	3		KNIGHT, Tom vs Dartmouth (12-10-11)
	3		BROOKS, Joey vs Bryant (11-27-11)
Turnovers	6		ATKINS, Eric at GONZAGA BULLDOGS (11-30-11)
	4		GRANT, Jerian at GONZAGA BULLDOGS (11-30-11)

	4	ATKINS, Eric vs Georgia (11-22-11)
	4	ABROMAITIS, Tim vs Missouri (11-21-11)
	4	COOLEY, Jack vs Detroit (11-14-11)
	4	ATKINS, Eric vs Miss. Valley State (11-12-11)
Fouls	5	COOLEY, Jack vs Indiana (12-17-11)
	5	BROGHAMMER, Mike vs Dartmouth (12-10-11)
	5	MARTIN, Scott vs Maryland (12-04-11)
	5	ABROMAITIS, Tim vs Georgia (11-22-11)

2011-12 Notre Dame Men's Basketball
 Notre Dame Opponent High/Low Analysis (as of Dec 27, 2011)
 All games

OPPONENT INDIVIDUAL GAME HIGHS

Points	31		Terrell Stoglin vs Maryland (12-04-11)
	29		TATE, Tahj vs Delaware State (11-18-11)
	27		McLemore, Gerald vs Maine (12-08-11)
	26		Denmon, Marcus vs Missouri (11-21-11)
	22		GIBSON, Shane vs Sacred Heart (12-19-11)
	22		FRANCIS, Alex vs Bryant (11-27-11)
Field Goals Made	11		McLemore, Gerald vs Maine (12-08-11)
	11		Terrell Stoglin vs Maryland (12-04-11)
Field Goal Att.	23		SIMON, Chase vs Detroit (11-14-11)
	22		FRANCIS, Alex vs Bryant (11-27-11)
FG Pct (min 5 made)	.857	(6-7)	Oladipo, Victor vs Indiana (12-17-11)
	.833	(5-6)	STOCKTON, David at GONZAGA BULLDOGS (11-30-11)
3-Point FG Made	4		Caldwell-Pope, Ken. vs Georgia (11-22-11)
	4		TATE, Tahj vs Delaware State (11-18-11)
	4		McCALLUM, Ray vs Detroit (11-14-11)
3-Point FG Att.	10		DOBBS, Frankie vs Bryant (11-27-11)
	10		JOYNER, Terrence vs Miss. Valley State (11-12-11)
3-Pt FG Pct (min 2 made)	1.000	(3-3)	STOCKTON, David at GONZAGA BULLDOGS (11-30-11)
	1.000	(2-2)	Hulls, Jordan vs Indiana (12-17-11)
	1.000	(2-2)	Djurisic, Nemanja vs Georgia (11-22-11)
	1.000	(2-2)	English, Kim vs Missouri (11-21-11)
	1.000	(2-2)	BELL, Tyshawn vs Delaware State (11-18-11)
Free Throws Made	7		TATE, Tahj vs Delaware State (11-18-11)
	6		Watford, Christian vs Indiana (12-17-11)
	6		Mychal Parker vs Maryland (12-04-11)
	6		Terrell Stoglin vs Maryland (12-04-11)
	6		Denmon, Marcus vs Missouri (11-21-11)
Free Throw Att.	11		TATE, Tahj vs Delaware State (11-18-11)
	8		James Padgett vs Maryland (12-04-11)
FT Pct (min 3 made)	1.000	(6-6)	Watford, Christian vs Indiana (12-17-11)
	1.000	(6-6)	Mychal Parker vs Maryland (12-04-11)
	1.000	(4-4)	GOLDEN, John vs Dartmouth (12-10-11)
	1.000	(4-4)	DOBBS, Frankie vs Bryant (11-27-11)
	1.000	(4-4)	Pressey, Phil vs Missouri (11-21-11)
	1.000	(3-3)	GIBSON, Shane vs Sacred Heart (12-19-11)
Rebounds	15		HARRIS, Elias at GONZAGA BULLDOGS (11-30-11)
	12		ZANNA, Talib vs Pittsburgh (12-27-11)
Assists	7		Rogers, Andrew vs Maine (12-08-11)
	7		DOBBS, Frankie vs Bryant (11-27-11)
	7		THREATT, Jay vs Delaware State (11-18-11)
Steals	4		SIMON, Chase vs Detroit (11-14-11)
	3		McLemore, Gerald vs Maine (12-08-11)
	3		Edwards, Justin vs Maine (12-08-11)
	3		HART, Mike at GONZAGA BULLDOGS (11-30-11)
	3		STOCKTON, David at GONZAGA BULLDOGS (11-30-11)
	3		THREATT, Jay vs Delaware State (11-18-11)
Blocked Shots	6		GRAY, Kendall vs Delaware State (11-18-11)
	5		LOWE, LaMarcus vs Detroit (11-14-11)
Turnovers	6		MALDUNAS, Gabas vs Dartmouth (12-10-11)
	5		Robinson, Gerald vs Georgia (11-22-11)
	5		Gatlin, Demarcus vs Sam Houston State (11-16-11)
Fouls	5		GREENBACKER, Nick vs Sacred Heart (12-19-11)
	5		SWIDOWSKI, Justin vs Sacred Heart (12-19-11)



Notre Dame Fighting Irish

Game 15 • Jan. 4, 2012

9-5	Overall	11-3
1-0	BIG EAST	1-0
NR	AP	RV
NR	ESPN	NR
132	RPI	117

Cincinnati Bearcats

Fifth Third Arena • Cincinnati, Ohio



	0	<p>Eric Atkins</p> <ul style="list-style-type: none"> • Sixth in BIG EAST in minutes per game (36.2) • Has started all 12 games he has played in this season • Led Irish in scoring in five games and assists in six games 	<p>Guard • 6-1 • Sophomore • Columbia, Md. • Mt. St. Joseph</p> <table border="1"> <thead> <tr><th></th><th>MIN</th><th>PTS</th><th>REB</th><th>APG</th><th>FG%</th><th>3FG%</th><th>FT%</th></tr> </thead> <tbody> <tr><td>2011-12</td><td>36.2</td><td>14.0</td><td>2.9</td><td>4.0</td><td>43.6</td><td>48.6</td><td>79.0</td></tr> <tr><td>CAREER</td><td>28.2</td><td>8.0</td><td>2.1</td><td>3.4</td><td>41.9</td><td>39.6</td><td>73.9</td></tr> </tbody> </table>		MIN	PTS	REB	APG	FG%	3FG%	FT%	2011-12	36.2	14.0	2.9	4.0	43.6	48.6	79.0	CAREER	28.2	8.0	2.1	3.4	41.9	39.6	73.9
	MIN	PTS	REB	APG	FG%	3FG%	FT%																				
2011-12	36.2	14.0	2.9	4.0	43.6	48.6	79.0																				
CAREER	28.2	8.0	2.1	3.4	41.9	39.6	73.9																				
	4	<p>Patrick Crowley</p> <ul style="list-style-type: none"> • Played in six games this season • Scored 5 points (first of career) on 2-3 shooting against Sacred Heart (Dec. 19) • Grabbed first career rebound against Sam Houston (Nov. 16) 	<p>Guard • 6-3 • Sophomore • Los Gatos, Calif. • St. Francis</p> <table border="1"> <thead> <tr><th></th><th>MIN</th><th>PTS</th><th>REB</th><th>APG</th><th>FG%</th><th>3FG%</th><th>FT%</th></tr> </thead> <tbody> <tr><td>2011-12</td><td>2.0</td><td>0.8</td><td>0.3</td><td>0.2</td><td>25.0</td><td>33.3</td><td>---</td></tr> <tr><td>CAREER</td><td>2.0</td><td>0.8</td><td>0.3</td><td>0.2</td><td>25.0</td><td>33.3</td><td>---</td></tr> </tbody> </table>		MIN	PTS	REB	APG	FG%	3FG%	FT%	2011-12	2.0	0.8	0.3	0.2	25.0	33.3	---	CAREER	2.0	0.8	0.3	0.2	25.0	33.3	---
	MIN	PTS	REB	APG	FG%	3FG%	FT%																				
2011-12	2.0	0.8	0.3	0.2	25.0	33.3	---																				
CAREER	2.0	0.8	0.3	0.2	25.0	33.3	---																				
	11	<p>Garrick Sherman</p> <ul style="list-style-type: none"> • Sitting out this season due to transfer rules • Played in 70 games for Michigan State, including 29 starts 	<p>Center • 6-10 • Junior • Kenton, Ohio • Kenton/Michigan State</p> <table border="1"> <thead> <tr><th></th><th>MIN</th><th>PTS</th><th>REB</th><th>APG</th><th>FG%</th><th>3FG%</th><th>FT%</th></tr> </thead> <tbody> <tr><td>2011-12</td><td>---</td><td>---</td><td>---</td><td>---</td><td>---</td><td>---</td><td>---</td></tr> <tr><td>CAREER</td><td>9.6</td><td>2.5</td><td>2.1</td><td>0.2</td><td>65.3</td><td>---</td><td>43.9</td></tr> </tbody> </table>		MIN	PTS	REB	APG	FG%	3FG%	FT%	2011-12	---	---	---	---	---	---	---	CAREER	9.6	2.5	2.1	0.2	65.3	---	43.9
	MIN	PTS	REB	APG	FG%	3FG%	FT%																				
2011-12	---	---	---	---	---	---	---																				
CAREER	9.6	2.5	2.1	0.2	65.3	---	43.9																				
	12	<p>Alex Dragicevich</p> <ul style="list-style-type: none"> • Has started 6 games on the season • Scored career best 22 points in BIG EAST opener against Pittsburgh (Dec. 27) • Named to BIG EAST Honor Roll for first time in career (Jan. 2) 	<p>Guard • 6-7 • Sophomore • Northbrook, Ill. • Glenbrook North</p> <table border="1"> <thead> <tr><th></th><th>MIN</th><th>PTS</th><th>REB</th><th>APG</th><th>FG%</th><th>3FG%</th><th>FT%</th></tr> </thead> <tbody> <tr><td>2011-12</td><td>23.3</td><td>9.3</td><td>2.4</td><td>1.4</td><td>45.7</td><td>36.7</td><td>68.8</td></tr> <tr><td>CAREER</td><td>13.9</td><td>5.4</td><td>1.6</td><td>0.8</td><td>43.2</td><td>34.3</td><td>66.7</td></tr> </tbody> </table>		MIN	PTS	REB	APG	FG%	3FG%	FT%	2011-12	23.3	9.3	2.4	1.4	45.7	36.7	68.8	CAREER	13.9	5.4	1.6	0.8	43.2	34.3	66.7
	MIN	PTS	REB	APG	FG%	3FG%	FT%																				
2011-12	23.3	9.3	2.4	1.4	45.7	36.7	68.8																				
CAREER	13.9	5.4	1.6	0.8	43.2	34.3	66.7																				
	14	<p>Scott Martin</p> <ul style="list-style-type: none"> • Scored a career-high 23 points against Delaware State (Nov. 18) • Reached double-figure points five times on season 	<p>Guard • 6-8 • Senior • Valparaiso, Ind. • Valparaiso</p> <table border="1"> <thead> <tr><th></th><th>MIN</th><th>PTS</th><th>REB</th><th>APG</th><th>FG%</th><th>3FG%</th><th>FT%</th></tr> </thead> <tbody> <tr><td>2011-12</td><td>30.0</td><td>8.7</td><td>4.8</td><td>1.2</td><td>35.5</td><td>23.5</td><td>65.7</td></tr> <tr><td>CAREER</td><td>26.9</td><td>9.0</td><td>4.4</td><td>1.6</td><td>39.4</td><td>30.5</td><td>67.0</td></tr> </tbody> </table>		MIN	PTS	REB	APG	FG%	3FG%	FT%	2011-12	30.0	8.7	4.8	1.2	35.5	23.5	65.7	CAREER	26.9	9.0	4.4	1.6	39.4	30.5	67.0
	MIN	PTS	REB	APG	FG%	3FG%	FT%																				
2011-12	30.0	8.7	4.8	1.2	35.5	23.5	65.7																				
CAREER	26.9	9.0	4.4	1.6	39.4	30.5	67.0																				
	21	<p>Tim Abromaitis</p> <ul style="list-style-type: none"> • Preseason All-BIG EAST First Team selection • Out for remainder of season with torn ACL 	<p>Guard • 6-8 • Graduate • Unionville, Conn. • Farmington</p> <table border="1"> <thead> <tr><th></th><th>MIN</th><th>PTS</th><th>REB</th><th>APG</th><th>FG%</th><th>3FG%</th><th>FT%</th></tr> </thead> <tbody> <tr><td>2011-12</td><td>38.0</td><td>14.0</td><td>7.0</td><td>2.5</td><td>33.3</td><td>0.0</td><td>88.9</td></tr> <tr><td>CAREER</td><td>28.7</td><td>13.7</td><td>4.8</td><td>1.5</td><td>46.5</td><td>41.0</td><td>83.4</td></tr> </tbody> </table>		MIN	PTS	REB	APG	FG%	3FG%	FT%	2011-12	38.0	14.0	7.0	2.5	33.3	0.0	88.9	CAREER	28.7	13.7	4.8	1.5	46.5	41.0	83.4
	MIN	PTS	REB	APG	FG%	3FG%	FT%																				
2011-12	38.0	14.0	7.0	2.5	33.3	0.0	88.9																				
CAREER	28.7	13.7	4.8	1.5	46.5	41.0	83.4																				
	22	<p>Jerian Grant</p> <ul style="list-style-type: none"> • Started 13 games this season • 9th in BIG EAST in assists per game (4.7) • 1st in BIG EAST in assist/turnover ratio (3.5) 	<p>Guard • 6-5 • Sophomore • Bowie, Md. • DeMatha</p> <table border="1"> <thead> <tr><th></th><th>MIN</th><th>PTS</th><th>REB</th><th>APG</th><th>FG%</th><th>3FG%</th><th>FT%</th></tr> </thead> <tbody> <tr><td>2011-12</td><td>32.9</td><td>12.9</td><td>3.6</td><td>4.7</td><td>47.4</td><td>41.2</td><td>79.0</td></tr> <tr><td>CAREER</td><td>32.9</td><td>12.9</td><td>3.6</td><td>4.7</td><td>47.4</td><td>41.2</td><td>79.0</td></tr> </tbody> </table>		MIN	PTS	REB	APG	FG%	3FG%	FT%	2011-12	32.9	12.9	3.6	4.7	47.4	41.2	79.0	CAREER	32.9	12.9	3.6	4.7	47.4	41.2	79.0
	MIN	PTS	REB	APG	FG%	3FG%	FT%																				
2011-12	32.9	12.9	3.6	4.7	47.4	41.2	79.0																				
CAREER	32.9	12.9	3.6	4.7	47.4	41.2	79.0																				
	24	<p>Pat Connaughton</p> <ul style="list-style-type: none"> • Recorded first career start against Delaware State (Nov. 18) • Has started a total of three games on the season for the Irish • Also member of the Notre Dame baseball team 	<p>Guard • 6-5 • Freshman • Arlington, Mass. • St. John's Prep</p> <table border="1"> <thead> <tr><th></th><th>MIN</th><th>PTS</th><th>REB</th><th>APG</th><th>FG%</th><th>3FG%</th><th>FT%</th></tr> </thead> <tbody> <tr><td>2011-12</td><td>23.5</td><td>7.2</td><td>4.1</td><td>0.9</td><td>43.6</td><td>36.8</td><td>76.0</td></tr> <tr><td>CAREER</td><td>23.5</td><td>7.2</td><td>4.1</td><td>0.9</td><td>43.6</td><td>36.8</td><td>76.0</td></tr> </tbody> </table>		MIN	PTS	REB	APG	FG%	3FG%	FT%	2011-12	23.5	7.2	4.1	0.9	43.6	36.8	76.0	CAREER	23.5	7.2	4.1	0.9	43.6	36.8	76.0
	MIN	PTS	REB	APG	FG%	3FG%	FT%																				
2011-12	23.5	7.2	4.1	0.9	43.6	36.8	76.0																				
CAREER	23.5	7.2	4.1	0.9	43.6	36.8	76.0																				
	25	<p>Tom Knight</p> <ul style="list-style-type: none"> • Has started in three contests on the season • Posted career high 9 points last game against Sacred Heart (Dec. 19) • Has blocked at least one shot in four of last five games 	<p>Forward • 6-9 • Junior • Dixfield, Maine • Dirigo</p> <table border="1"> <thead> <tr><th></th><th>MIN</th><th>PTS</th><th>REB</th><th>APG</th><th>FG%</th><th>3FG%</th><th>FT%</th></tr> </thead> <tbody> <tr><td>2011-12</td><td>11.8</td><td>4.6</td><td>1.3</td><td>0.8</td><td>51.2</td><td>---</td><td>64.7</td></tr> <tr><td>CAREER</td><td>7.5</td><td>2.9</td><td>1.2</td><td>0.5</td><td>50.0</td><td>---</td><td>68.4</td></tr> </tbody> </table>		MIN	PTS	REB	APG	FG%	3FG%	FT%	2011-12	11.8	4.6	1.3	0.8	51.2	---	64.7	CAREER	7.5	2.9	1.2	0.5	50.0	---	68.4
	MIN	PTS	REB	APG	FG%	3FG%	FT%																				
2011-12	11.8	4.6	1.3	0.8	51.2	---	64.7																				
CAREER	7.5	2.9	1.2	0.5	50.0	---	68.4																				
	32	<p>Joey Brooks</p> <ul style="list-style-type: none"> • Started seven games this season for Irish • Career best 13 points, 9 rebounds vs. Detroit (Nov. 14) • Reached double-figure points 4 times this season 	<p>Guard • 6-6 • Junior • Houston, Texas • Strake Jesuit</p> <table border="1"> <thead> <tr><th></th><th>MIN</th><th>PTS</th><th>REB</th><th>APG</th><th>FG%</th><th>3FG%</th><th>FT%</th></tr> </thead> <tbody> <tr><td>2011-12</td><td>17.6</td><td>6.1</td><td>2.8</td><td>1.3</td><td>44.1</td><td>50.0</td><td>62.9</td></tr> <tr><td>CAREER</td><td>8.4</td><td>2.7</td><td>1.2</td><td>0.5</td><td>42.7</td><td>33.3</td><td>56.8</td></tr> </tbody> </table>		MIN	PTS	REB	APG	FG%	3FG%	FT%	2011-12	17.6	6.1	2.8	1.3	44.1	50.0	62.9	CAREER	8.4	2.7	1.2	0.5	42.7	33.3	56.8
	MIN	PTS	REB	APG	FG%	3FG%	FT%																				
2011-12	17.6	6.1	2.8	1.3	44.1	50.0	62.9																				
CAREER	8.4	2.7	1.2	0.5	42.7	33.3	56.8																				
	33	<p>Mike Broghammer</p> <ul style="list-style-type: none"> • Led team in blocks on two occasions this season • Leads team with his 68.0% field goal percentage (17-25) this season 	<p>Forward • 6-9 • Junior • Orono, Minn. • Hopkins</p> <table border="1"> <thead> <tr><th></th><th>MIN</th><th>PTS</th><th>REB</th><th>APG</th><th>FG%</th><th>3FG%</th><th>FT%</th></tr> </thead> <tbody> <tr><td>2011-12</td><td>7.5</td><td>2.6</td><td>2.1</td><td>0.5</td><td>68.0</td><td>---</td><td>18.2</td></tr> <tr><td>CAREER</td><td>6.2</td><td>2.1</td><td>1.5</td><td>0.3</td><td>52.2</td><td>25.0</td><td>29.2</td></tr> </tbody> </table>		MIN	PTS	REB	APG	FG%	3FG%	FT%	2011-12	7.5	2.6	2.1	0.5	68.0	---	18.2	CAREER	6.2	2.1	1.5	0.3	52.2	25.0	29.2
	MIN	PTS	REB	APG	FG%	3FG%	FT%																				
2011-12	7.5	2.6	2.1	0.5	68.0	---	18.2																				
CAREER	6.2	2.1	1.5	0.3	52.2	25.0	29.2																				
	45	<p>Jack Cooley</p> <ul style="list-style-type: none"> • Started a total of 11 games this season for the Irish • 7th in BIG EAST in rebounding (8.2 RPG) • 6th in BIG EAST offensive RPG (3.2), 11th defensive RPG (4.9) 	<p>Forward • 6-9 • Junior • Glenview, Ill. • Glenbrook South</p> <table border="1"> <thead> <tr><th></th><th>MIN</th><th>PTS</th><th>REB</th><th>APG</th><th>FG%</th><th>3FG%</th><th>FT%</th></tr> </thead> <tbody> <tr><td>2011-12</td><td>22.7</td><td>9.4</td><td>8.2</td><td>0.9</td><td>60.6</td><td>---</td><td>73.5</td></tr> <tr><td>CAREER</td><td>11.1</td><td>3.9</td><td>3.7</td><td>0.4</td><td>60.6</td><td>---</td><td>61.1</td></tr> </tbody> </table>		MIN	PTS	REB	APG	FG%	3FG%	FT%	2011-12	22.7	9.4	8.2	0.9	60.6	---	73.5	CAREER	11.1	3.9	3.7	0.4	60.6	---	61.1
	MIN	PTS	REB	APG	FG%	3FG%	FT%																				
2011-12	22.7	9.4	8.2	0.9	60.6	---	73.5																				
CAREER	11.1	3.9	3.7	0.4	60.6	---	61.1																				



@UND_com
@NDMikeBrey
@NDmbb

Following The Irish

facebook.com/NotreDameAthletics
facebook.com/NDBasketball



NOTRE DAME MEN'S BASKETBALL AT-A-GLANCE

2011-12 Schedule & Results

Overall	BIG EAST	Home	Away	Neutral	
9-5	1-0	9-0	0-1	0-4	
Date	Opponent				Time
11/1	ST. XAVIER (Exhibition)			W,	90-72
11/7	STONEHILL (Exhibition)			W,	92-70
11/12	MISSISSIPPI VALLEY STATE			W,	80-67
11/14	DETROIT^ (ESPNU)			W,	59-53
11/16	SAM HOUSTON STATE^A			W,	74-41
11/18	DELAWARE STATE			W,	93-69
11/21	vs. Missouri@ (ESPN2)			L,	87-58
11/22	vs. Georgia# (ESPN)			L,	61-57
11/27	BRYANT			W,	84-59
11/30	at Gonzaga (ESPN2)			L,	73-53
12/4	vs. Maryland\$			L,	78-71
12/8	MAINE (ESPN3)			W,	87-78
12/10	DARTMOUTH (ESPN3)			W,	65-47
12/17	vs. Indiana% (ESPN2)			L,	69-58
12/19	SACRED HEART			W,	106-65
12/27	PITTSBURGH* (ESPN2)			W,	72-59
1/4	at Cincinnati*			7:00 p.m.	
1/7	at Louisville* (ESPNU)			4:00 p.m.	
1/10	USF*			7:00 p.m.	
1/14	CONNECTICUT* (ESPN2)			11:00 a.m.	
1/16	at Rutgers* (ESPNU)			9:00 p.m.	
1/21	SYRACUSE* (ESPN)			6:00 p.m.	
1/25	at Seton Hall*			8:00 p.m.	
1/29	at Connecticut*			Noon	
2/4	MARQUETTE* (CBS)			1:00 p.m.	
2/8	at West Virginia* (ESPNU)			9:00 p.m.	
2/11	DEPAUL*			Noon	
2/15	RUTGERS* (ESPNU)			7:00 p.m.	
2/18	at Villanova* (ESPNU)			9:00 p.m.	
2/22	WEST VIRGINIA* (ESPN2)			7:00 p.m.	
2/25	at St. John's* (ESPN)			Noon	
2/27	at Georgetown* (ESPN)			7:00 p.m.	
3/2	PROVIDENCE*			7:00 p.m.	

BIG EAST CHAMPIONSHIP

(Madison Square Garden; New York, N.Y.)

3/6	First Round
3/7	Second Round
3/8	Quarterfinals
3/9	Semifinals
3/10	Final

NCAA CHAMPIONSHIP

3/13-14	First Round (Dayton, Ohio)
3/15-18	Second & Third Rounds (various locations)
3/22-25	Regional Rounds (various locations)
3/31	Final Four - Semifinals (New Orleans, La.)
4/2	Final Four - Final (New Orleans, La.)

^ - CBE Classic (Regional Rounds)

@ - CBE Classic - Kansas City, Mo. (Semifinals)

- CBE Classic - Kansas City, Mo. (Championship/Consolation)

\$ - BB&T Classic - Washington, D.C.

% - Crossroads Classic - Indianapolis, Ind.

* - BIG EAST Conference Game

Home events in **BOLD CAPS**

All times Eastern

Notre Dame vs. Cincinnati History

Overall: Notre Dame leads 8-3

At Home: Notre Dame leads 4-0

On Road: Cincinnati leads 2-1

Neutral Site: Notre Dame leads 3-1

Last Five Meetings Meeting

Date	Location	Result
3-10-11	New York, N.Y.*	W, 89-51
1-19-11	Notre Dame, Ind.	W, 66-58
2-4-10	Notre Dame, Ind.	W, 83-65
1-16-10	Cincinnati, Ohio	L, 60-58
2-4-09	Cincinnati, Ohio	L, 93-83

* - BIG EAST Tournament

2011-12 Individual Game-By-Game Leaders

Opponent	Date	POINTS	REBOUNDS	ASSISTS	STEALS	BLOCKED SHOTS
MVSU	11-12-11	27-ATKINS	10-COOLEY	6-ATKINS	2-GRANT	1 - COOLEY, BROGHAMMER
Detroit	11-14-11	13-BROOKS, ATKINS	9-BROOKS, CONNAUGHTON	4-ATKINS	2-BROOKS	2-COOLEY
SHSU	11-16-11	24-CONNAUGHTON	6-GRANT, COOLEY	7-GRANT	3-COOLEY	1-THREE TIED
Delaware St.	11-18-11	23-MARTIN	17-COOLEY	7-DRAGICEVICH	1-GRANT	1-GRANT
Missouri	11-21-11	22-ABROMAITIS	8-ABROMAITIS	3-ABROMAITIS	3-COOLEY	1-CONNAUGHTON
Georgia	11-22-11	20-GRANT	6-ABROMAITIS, COOLEY	4-ATKINS	2-ATKINS, MARTIN	2-COOLEY
Bryant	11-27-11	18-ATKINS	11-GRANT	9-ATKINS	2-ATKINS	3-BROOKS
Gonzaga	11-30-11	16-GRANT	6-COOLEY	3-GRANT	3-ATKINS	2-KNIGHT
Maryland	12-4-11	20-GRANT	7-BROGHAMMER	3-MARTIN, GRANT	2-GRANT	2-DRAGICEVICH, BROGHAMMER
Maine	12-8-11	26-ATKINS	14-COOLEY	6-ATKINS	1-3 PEOPLE	2-COOLEY
Dartmouth	12-10-11	22-COOLEY	9-COOLEY	4-GRANT	2-GRANT	4-COOLEY
Indiana	12-17-11	15-ATKINS	7-MARTIN	4-GRANT	3-ATKINS	3-MARTIN
Sacred Heart	12-19-11	19-COOLEY	8-COOLEY	9-ATKINS	2-ATKINS, MARTIN	3-COOLEY
Pittsburgh	12-27-11	22-DRAGICEVICH	14-COOLEY	9-GRANT	2-ATKINS	2-COOLEY, KNIGHT

2011-12 Game-By-Game Starting Lineups

Date	Opponent (Result)	Starting Lineup	Lineup #	# of Times	Lineup Record
11/12	MVSU (W, 80-67)	Atkins-Brooks-Cooley-Grant-Martin	1	1	1-0
11/14	Detroit (W, 59-53)	Atkins-Brooks-Cooley-Grant-Martin	-	2	2-0
11/16	SHSU (W, 74-41)	Brooks-Cooley-Dragicvich-Grant-Martin	2	1	1-0
11/18	Delaware St. (W, 93-69)	Connaughton-Cooley-Dragicvich-Grant-Martin	3	1	1-0
11/21	Missouri (L, 87-58)	Abromaitis-Cooley-Atkins-Martin-Grant	4	1	0-1
11/22	Georgia (L, 61-57)	Abromaitis-Cooley-Atkins-Martin-Grant	-	2	0-2
11/27	Bryant (W, 84-59)	Atkins-Martin-Grant-Connaughton-Brooks	5	1	1-0
11/30	Gonzaga (L, 73-53)	Atkins-Brooks-Cooley-Grant-Martin	-	3	2-1
12/4	Maryland (L, 78-71)	Knight-Brooks-Atkins-Martin-Grant	6	1	0-1
12/8	Maine (W, 87-78)	Knight-Atkins-Martin-Grant-Brooks	-	2	1-1
12/10	Dartmouth (W, 65-47)	Knight-Cooley-Atkins-Dragicvich-Connaughton	7	1	1-0
12/17	Indiana (L, 69-58)	Atkins-Dragicvich-Martin-Grant-Cooley	8	1	0-1
12/19	Sacred Heart (W, 106-65)	Atkins-Dragicvich-Martin-Grant-Cooley	-	2	1-1
12/27	Pittsburgh (W, 72-59)	Atkins-Dragicvich-Martin-Grant-Cooley	-	3	2-1

^ - Indicates first time that lineup was used

2011-12 Notre Dame Categorical Leaders

Minutes Per Game (min. 5 games played)	Eric Atkins (36.2)
Total Points	Jerian Grant (180)
Points Per Game (min. 5 games played)	Eric Atkins (14.0)
Total Field Goals	Jerian Grant (55)
Field Goal % (min. 5 games played)	Mike Broghammer (68.0%)
Total 3-Point Field Goals	Alex Dragicvich (22)
3-Point Field Goal % (min. 5 games played)	Joey Brooks (50.0%)
Total Free Throws	Eric Atkins & Jerian Grant (49)
Free Throw % (min. 5 games played)	Eric Atkins & Jerian Grant (79.0%)
Season Rebounds	Jack Cooley (106)
Season Assists	Jerian Grant (66)
Season Blocks	Jack Cooley (18)
Season Steals	Jerian Grant (17)

2011-12 BIG EAST Standings

	BIG EAST	Pct	Overall	Pct
Syracuse	2 - 0	1.000	15 - 0	1.000
Connecticut	2 - 0	1.000	12 - 1	.923
Georgetown	2 - 0	1.000	12 - 1	.923
Marquette	1 - 0	1.000	12 - 2	.857
Cincinnati	1 - 0	1.000	11 - 3	.786
Notre Dame	1 - 0	1.000	9 - 5	.643
Seton Hall	1 - 1	.500	12 - 2	.857
West Virginia	1 - 1	.500	10 - 4	.714
St. John's	1 - 1	.500	7 - 6	.538
USF	1 - 1	.500	8 - 7	.533
Louisville	0 - 1	.000	12 - 2	.857
DePaul	0 - 1	.000	9 - 4	.692
Rutgers	0 - 1	.000	8 - 6	.571
Providence	0 - 2	.000	11 - 4	.733
Pittsburgh	0 - 2	.000	11 - 4	.733
Villanova	0 - 2	.000	7 - 7	.500