



NOTRE DAME FOOTBALL

FIGHTING IRISH MEDIA

Director of Football Media Relations.....Michael Bertsch
 Email.....mbertsch@nd.edu
 Cell.....574-532-4154
 Assistant Communications Director.....Michael Scholl
 Email.....mscholl@nd.edu
 Cell.....574-876-6248

Countdown To Kickoff

55 Fifty-five of the 61 players on Notre Dame's depth chart this week have eligibility remaining following the 2016 season.

43 Forty-three of the 61 players on Notre Dame's depth this week have at least two years of eligibility remaining following the 2016 season.

21 Notre Dame has used 21 players in their first year of eligibility this season, including 14 true freshmen (most in the **Brian Kelly** era).

19 Notre Dame head coach **Brian Kelly** is 19-2 over his career coming off a bye week, including an 8-1 mark at Notre Dame after last week's win over Miami.

15 Fifteen of Notre Dame's 22 starters vs. Miami have made 12 or fewer starts in their career.

11 The 2016 Notre Dame roster features 11 players from the state of Florida, which ranks as the third most from one state on the Irish roster (Illinois 16, Ohio 12).

9 Sophomore PK **Justin Yoon** scored nine points at Texas, eclipsing the 100 career point plateau in just his 14th appearance for the Irish. He now has 151 career points scored.

8 Notre Dame has seen eight different players, including four true freshmen, earn their first career starts in 2016.

7 Notre Dame returned only seven starters from 2015, the fewest in program history since freshman eligibility was restored in 1972.

6 Graduate DL **Jarron Jones** recorded six tackles for loss in the win over Miami, the most by an Irish player since at least 1997.

5 Notre Dame scored five TDs of 50+ yards vs. Syracuse. Last season, the Irish set a school record with 15 such scoring plays.

4 Notre Dame will play football in Jacksonville, Florida, for the fourth time on Saturday against Navy.

3 The Irish defense has held its last three opponents (Syracuse, NC State, Stanford and Miami) to a combined 19-for-60 on third down.

2 Only two FBS sophomore wide receivers have more TD receptions than Notre Dame WR **Equanimeous St. Brown's** six TD grabs.

1 Rushing TD allowed by Notre Dame versus Miami, as the Irish held the Hurricanes to 18 net rushing yards on 35 attempts.

0 Notre Dame has not had an empty seat for a home game since 1973. The sellout streak is the second-longest in NCAA history.

UND.com/gameweek

Visit und.com/gameweek for the latest Notre Dame football news each week.

Game 9

AP: NR
 COACH: NR
 3-5



AP: NR
 COACH: RV
 5-2, 4-1 AAC

TIME, DATE AND PLACE

► 11:30 a.m. ET; Saturday, Nov. 5; EverBank Field (67,164); Jacksonville, Fla.

TELEVISION

► CBS national telecast with Carter Blackburn (play-by-play), Adam Archuleta (analysis) and Jenny Dell (sideline).

RADIO

► IMG College Sports is the exclusive national rights-holder for Irish football radio broadcasts. Notre Dame games will be broadcast to 117 affiliates by Don Criqui (play-by-play) and Allen Pinkett (analysis). This broadcast can be heard live on SiriusXM Satellite Radio (channel 129).

► The broadcast will be preceded by a one hour pre-game show hosted by Tony Castricone with interviews conducted by Jack Nolan. It will be followed by a national post-game show hosted by Castricone, Criqui and Pinkett.

► All games can be heard in South Bend on WSBT 96.1 FM & 960 AM, and Sunny 101.5 FM.

TICKETS

► Tickets are still available through the Jacksonville Sports Council.

► Notre Dame has played in front of sellout crowds in 293 of its previous 343 games (.854) overall. Notre Dame has played before 664 sellouts in 943 total games (.704) since 1930.

► With the exception of the Syracuse game which drew 62,794 to MetLife Stadium (capacity 82,566) every Notre Dame game since the 2014 game at USC has attracted a sellout crowd, including a Darrell K Royal-Texas Memorial Stadium record of 102,315 on Sept. 4.

SERIES INFO

► Notre Dame and Navy are meeting for the 90th consecutive year, the longest-running intersectional rivalry in the country. The Irish hold a 76-12-1 advantage in the series.

THE COACHES

► **Notre Dame:** Brian Kelly, 58-28 at ND (7th year), 229-85-2 overall (26th year), 5-1 vs. Navy

► **Navy:** Ken Niumatalolo, 73-39 at Navy (9th year), same overall (9th year), 2-6 vs. Notre Dame

WHAT TO WATCH FOR

► Notre Dame and Navy meet for the 90th consecutive time on Saturday in Jacksonville, with the Irish looking to sink the Mids for the 50th time in the last 53 meetings.

What's Inside

Countdown to Kickoff..... 1
 Brian Kelly Notes..... 2-3
 Notre Dame-Navy Series.....4-5
 National Rankings..... 4
 2016 Opponents.....5
 ND vs. Academies & The American.....6
 On This Date.....6
 Team Notes..... 6-17
 Notre Dame's Record When..... 6
 Starter Sheet..... 7
 Notre Dame By The Numbers..... 8
 Honors/Awards..... 9
 Inside ND Football/ND Football Replays..... 10
 Irish in the NFL.....11
 Media Information.....13
 Coaching Staff Game Day Locations.....13
 Irish Among NCAA Leaders.....14
 Alphabetical / Numerical Roster..... 18-19
 Pronunciation Guide..... 19
 Depth Chart.....20
 The Last Time..... 21-23
 Miscellaneous Stats.....24
 Big Plays.....25-26
 Scoring Drives.....27
 2016 Game Recaps.....28-30
 Brian Kelly Era Record Book.....31-36
 2016 Season Results.....37
 2016 Team Stats.....38
 2016 Individual Stats.....39-41
 2016 Defensive Stats.....42
 2016 Team/Opp. Game-by-Game.....43-44
 2016 Game Superlatives.....45-48
 2016 Red Zone Stats.....49
 2016 Conversion & TOP Stats.....50
 2016 Participation.....51-52
 2016 Game-by-Game Stats.....53-59



2016 Notre Dame Schedule and Results

Date	ND Rank	Opp Rank	Opponent	Location	TV	Time/Score
Sept. 4	10/9	RV/RV	Texas	Austin, Texas	ABC	L, 47-50 (20T)
Sept. 10	18/21	-/-	Nevada	Notre Dame, Ind.	NBC	W, 39-10
Sept. 17	18/18	12/8	Michigan State	Notre Dame, Ind.	NBC	L, 28-36
Sept. 24	RV/RV	-/-	Duke	Notre Dame, Ind.	NBC	L, 35-38
Oct. 1	-/-	-/-	vs. Syracuse	East Rutherford, N.J.	ESPN	W, 50-33
Oct. 8	-/-	-/-	at NC State	Raleigh, N.C.	ABC	L, 3-10
Oct. 15	-/-	RV/RV	Stanford	Notre Dame, Ind.	NBC	L, 10-17
Oct. 22			Bye Week			
Oct. 29	-/-	-/RV	Miami	Notre Dame, Ind.	NBC	W, 30-27
Nov. 5	-/-	NR/RV	vs. Navy	Jacksonville, Fla.	ABC	11:30 a.m. ET
Nov. 12	-/-	-/-	vs. Army	San Antonio, Texas	NBC	3:30 p.m. ET
Nov. 19	-/-	23/21	Virginia Tech	Notre Dame, Ind.	NBC	3:30 p.m. ET
Nov. 26	-/-	RV/RV	at USC	Los Angeles, Calif.		TBA

* Rankings are Associated Press/Amway Coaches polls

**BRIAN KELLY**

HEAD COACH
34TH YEAR COACHING
26TH YEAR AS A HEAD COACH
SEVENTH YEAR AT NOTRE DAME

2012 AP National Coach of the Year

2012 Walter Camp National Coach of the Year

2012 Sporting News National Coach of the Year

2012 Home Depot National Coach of the Year

2012 Liberty Mutual National Coach of the Year

2012 AFCA National Coach of the Year

2009 Home Depot National Coach of the Year

Head coach Brian Kelly, a veteran of 25 seasons as a collegiate head coach, brings a championship tradition to his seventh year as the 29th head football coach at the University of Notre Dame.

Currently the winningest active coach in the NCAA Football Bowl Subdivision, Kelly has guided the Irish to 58 wins over his tenure, ranking fifth in school history. Kelly is the first coach to ever take Notre Dame to a bowl game in each of his first six years at the helm.

His 152 victories as a head coach since 2001 are more than all but three active FBS head coaches – Oklahoma's Bob Stoops, Ohio State's Urban Meyer and Alabama's Nick Saban.

KELLY'S HEAD COACHING RESUME

- ▶ Twenty-third college coach to reach 200 career victories with at least five years of service or 50 victories at a school that was classified as a major college at the time
- ▶ Second-youngest and fifth-fastest coach to ever reach 200 career victories with at least five years of service or 50 victories at a school that was classified as a major college at the time
- ▶ Only coach in school history to lead the Irish to at least eight victories over each of his first six seasons – a feat only 20 coaches have ever done at contract bowl eligible schools
- ▶ Only two-time winner of The Home Depot Coach of the Year Award (2009, 2012)
- ▶ First coach in school history to lead the Irish to bowl games during each of his first six seasons
- ▶ First coach to take Notre Dame to bowl games in six straight seasons at any stage in his career since Lou Holtz (1987-95)
- ▶ First coach with six consecutive seasons of at least eight wins since Lou Holtz reached the milestone seven straight years (1987-93)
- ▶ With 10 wins in both 2012 and 2015, Kelly joins Knute Rockne, Ara Parseghian and Holtz as the only Notre Dame coaches to hit the double-digit mark in wins twice
- ▶ Kelly is 21-17 (.553) in his career against Associated Press Top 25 teams
- ▶ Recorded the sixth-most wins (101-38) among active NCAA FBS coach since 2006
- ▶ Owns the sixth-best winning percentage (.728) among active NCAA FBS coaches since 2007
- ▶ Ranks first and ninth among active NCAA FBS coaches in career victories (229) and career winning percentage (.728), respectively
- ▶ Led Notre Dame to an undefeated regular season in 2012 -- its first undefeated regular season in 24 years (1988)
- ▶ Guided Notre Dame to the 2013 Bowl Championship Series title game and its highest national ranking (No. 4/3) to close a season since 1993 (No. 2/2)
- ▶ Oversaw the first football program to be ranked number one in the football polls and first in NCAA GSR graduation rates while also playing for the BCS title
- ▶ Swept just about every possible coach of the year award in 2012 -- Home Depot, Associated Press, Walter Camp Football Foundation, Sporting News, Liberty Mutual and American Football Coaches Association
- ▶ Only the second Irish coach to win 12 games in a season (Lou Holtz also did it in 1988)
- ▶ Continued focus on academics as Notre Dame won the 2014 American Football Coaches Association Academic Achievement Award with a 100 percent graduation rate for the freshmen football student-athlete class of 2007
- ▶ Each of Kelly's last 10 teams have participated in a bowl game, encompassing each of his six Notre Dame teams, each of his three Cincinnati teams, and his final team at Central Michigan (2006)
- ▶ Each of Kelly's last 11 teams (including 2015) have finished the year with a winning record, including his 6-5 Chippewa squad in 2005
- ▶ Every team of Kelly's head coaching tenure, except for his first Central Michigan team that went 4-7 in 2004, has finished at .500 or better (24 out of 25 years)
- ▶ Nine active FBS coaches have guided their respective schools to an undefeated regular season since 2009 and only four of those eight coaches, including Brian Kelly, have done it on multiple occasions
- ▶ Career record includes seven seasons at Notre Dame where he has fashioned a 58-28 record that has included 13 losses by a combined 39 points (3.0 per game)
- ▶ Helped the Irish win 50 of their last 73 games dating back to 2011

- ▶ Three seasons at Cincinnati from 2007-09, including a 34-6 record (.850) and two straight outright BIG EAST Conference title teams that earned BCS appearances in 2008 (FedEx Orange Bowl) and 2009 (Allstate Sugar Bowl)
- ▶ Three seasons at Central Michigan University from 2004-06, including a 19-16 overall record (.542) featuring a 9-4 mark and Mid-American Conference title in 2006
- ▶ Thirteen seasons at Grand Valley State University from 1991-2003, including a 118-35-2 record (.767) highlighted by NCAA Division II national championships in 2002 (14-0) and 2003 (14-1)
- ▶ An overall record of 229-85-2 (.728) in those 26 seasons as a head coach
- ▶ A record of 16-8 (.667) record in postseason play as a head coach

EIGHT IS GREAT FOR KELLY

- ▶ Head coach **Brian Kelly** has won at least eight games in each of his first six seasons with the Irish.
- ▶ Kelly is the first Irish coach to win eight games in each of his first six seasons. Setting the previous high, **Dan Devine** began his career with the Irish by posting four straight seasons with at least eight wins from 1975-78.
- ▶ Before Kelly's current run, no Notre Dame head coach had posted six consecutive eight-win seasons at any juncture of his career since **Lou Holtz** reached the milestone seven straight years from 1987-93.
- ▶ Kelly is the first coach in Notre Dame history to lead the Irish to a bowl game in each of his first six seasons. He joins Holtz as the only coaches to guide Notre Dame to bowl berths in six consecutive years at any juncture of their tenures at the school.
- ▶ With 55 wins through his first six years at Notre Dame (2010-15), Kelly won more games at this stage of his Irish career than any coach other than Holtz's 56.

KELLY BEATS ELITE TEAMS

- ▶ **Brian Kelly** is 11-13 (.458) against Associated Press Top 25 teams as the head coach at Notre Dame and 21-17 (.553) overall, the seventh-best career winning percentage in such games among active coaches.
- ▶ Of the coaches at contract bowl eligible schools who has faced at least 10 AP-ranked teams, Kelly's career .553 winning percentage ranks seventh among his peers.

Career Record vs. AP Top 25 (Minimum 10 games)

	Coach	School	Record	Pct.
1.	Urban Meyer	Ohio State	34-14	.708
2.	Bob Stoops	Oklahoma	56-30	.651
3.	David Shaw	Stanford	20-11	.645
4.	Mark Helfrich	Oregon	9-5	.643
5.	Nick Saban	Alabama	68-38	.642
6.	Jimbo Fisher	Florida State	15-10	.600
7.	Brian Kelly	Notre Dame	21-17	.553
8.	Jim Mora	UCLA	12-10	.545
9.	Jim Harbaugh	Michigan	9-8	.529
10.	Gary Patterson	TCU	21-19	.525

KELLY RANKS AMONG TOP ACTIVE COACHES NATIONALLY

- ▶ Now in his seventh year at Notre Dame, **Brian Kelly** has helped the Irish secure a 47-7 record when entering halftime with a lead and a 46-6 mark when leading after three quarters.
- ▶ Kelly is 191-14 in his coaching career when taking a lead into the fourth quarter and 127-8 since 2001. He owns a 180-17 record when taking a lead into halftime, including a 125-9 mark since 2001.
- ▶ Kelly is 157-33 when scoring first.
- ▶ Kelly is 180-27-1 when outrushing his opponent.
- ▶ Kelly is 132-14 when his team wins the turnover battle.
- ▶ Kelly is 44-20-2 in games decided by three points or less.
- ▶ Kelly is 64-21 in the month of November, including a 28-9 mark since 2006.
- ▶ Kelly is 69-8 when his team scores a defensive or special teams touchdown.
- ▶ Kelly is 147-13 when his team scores 30+ points, including an 83-3 mark with 40+ points.
- ▶ Kelly is 145-8-1 when his team allows 19 points or less.
- ▶ Kelly is 165-46-1 coming off a victory.
- ▶ Kelly-coached teams have won 82 of their last 85 games when holding their opponents to less than 20 points. Kelly-coached teams owned a 57-game winning streak in games where they held their opponents to less than 20 points, which ended in the 2011 Champs Sports Bowl loss to Florida State (18-14). Kelly's previous such loss came on Dec. 8, 2001, when North Dakota edged Grand Valley State, 17-14, in the NCAA Division II title game
- ▶ Since 2001, Brian Kelly has the fourth-most wins among all active Football Bowl Subdivision coaches, trailing only Oklahoma's Bob Stoops (164), Ohio State's Urban Meyer (161) and Alabama's Nick Saban (153):

Winningest Active NCAA FBS Coaches (By Victories, Since 2001)

Name, School	W	L	T	Pct.
1. Bob Stoops, Oklahoma	164	43	0	0.792
2. Urban Meyer, Ohio State	161	28	0	0.852
3. Nick Saban, Alabama	153	30	0	0.836
4. Brian Kelly, Notre Dame	152	52	0	0.745
5. Mark Richt, Miami, Fla.	149	55	0	0.730
6. Gary Patterson, TCU	147	50	0	0.746
7. Kirk Ferentz, Iowa	128	71	0	0.643
8. Paul Johnson, Georgia Tech	124	79	0	0.611
9. Tommy Tuberville, Cincinnati	119	65	0	0.647
10. Chris Petersen, Washington	115	24	0	0.827

► Since 2006, Brian Kelly has the sixth-most wins of any active NCAA Football Bowl Subdivision coach. Kelly has won 101 contests (101-38) over that span.

Winningest Active NCAA FBS Coaches (By Victories, Since 2006)

Name, School	W	L	T	Pct.
1. Chris Petersen, Washington	115	24	0	0.827
2. Nick Saban, Alabama	113	18	0	0.863
3. Urban Meyer, Ohio State	112	17	0	0.868
4. Bob Stoops, Oklahoma	110	32	0	0.775
5. Gary Patterson, TCU	104	33	0	0.759
6. Brian Kelly, Notre Dame	101	38	0	0.727
7. Mark Richt, Miami, Fla.	97	42	0	0.698
8. Mark Dantonio, Michigan State	95	44	0	0.683
Bronco Mendenhall, Virginia	95	42	0	0.693
Mike Gundy, Oklahoma State	95	42	0	0.693

► Brian Kelly ranks as the sixth-most successful active NCAA Football Bowl Subdivision coach in winning percentage since 2007.

Winningest Active NCAA FBS Coaches (By Win Percentage, Since 2007)

Name, School	W	L	T	Pct.
1. Nick Saban, Alabama	112	18	0	0.862
2. Urban Meyer, Ohio State	99	16	0	0.861
3. Chris Petersen, Washington	102	24	0	0.810
4. Bob Stoops, Oklahoma	99	29	0	0.773
5. Gary Patterson, TCU	93	31	0	0.750
6. Brian Kelly, Notre Dame	91	34	0	0.728
7. Mike Gundy, Oklahoma State	89	36	0	0.712
8. Mark Richt, Miami, Fla.	88	38	0	0.698
9. Mark Dantonio, Michigan State	89	39	0	0.695
10. Kyle Whittingham, Utah	85	38	0	0.691

► Brian Kelly ranks first and ninth among active NCAA Football Bowl Subdivision coaches in both victories and winning percentage, respectively. Here is a look at the top 10 winningest active coaches in the FBS (min. six years completed as FBS head coach, record at four-year colleges only):

Winningest Active NCAA FBS Coaches (By Victories)

Name, School	Years	W	L	T	Pct.
1. Brian Kelly, Notre Dame	26	229	85	2	0.728
2. Nick Saban, Alabama	20	199	60	1	0.767
3. Bill Snyder, Kansas State	24	198	104	1	0.655
4. Bob Stoops, Oklahoma	17	185	48	0	0.794
5. Paul Johnson, Georgia Tech	19	173	86	0	0.668
6. Terry Bowden, Akron	22	163	96	2	0.628
7. Urban Meyer, Ohio State	14	161	28	0	0.852
8. Tommy Tuberville, Cincinnati	20	159	95	0	0.626
9. Rich Rodriguez, Arizona	22	155	110	2	0.584
10. Mark Richt, Miami, Fla.	15	148	56	0	0.725

*Minimum five years as FBS head coach; record at four-year colleges only

Winningest Active NCAA FBS Coaches (By Win Percentage)

Name, School	Years	W	L	T	Pct.
1. Urban Meyer, Ohio State	14	161	28	0	0.852
2. Chris Petersen, Washington	10	115	24	0	0.827
3. Jimbo Fisher, Florida State	7	73	17	0	0.811
4. Bob Stoops, Oklahoma	17	185	48	0	0.794
5. David Shaw, Stanford	6	59	17	0	0.776
6. Nick Saban, Alabama	20	199	60	1	0.767
7. Dabo Swinney, Clemson	8	83	27	0	0.755
8. Gary Patterson, TCU	16	147	51	0	0.742
9. Brian Kelly, Notre Dame	26	229	85	2	0.728
Bobby Petrino, Louisville	12	107	40	0	0.728

*Minimum five years as FBS head coach; record at four-year colleges only

► Among college coaches with at least five years of service or 50 victories at a school that was classified as a major college at the time, Kelly was the 23rd to reach 200 career victories. Here is that list of coaches:
 ► Amongst the list, Kelly was the second-youngest and fifth-fastest to ever reach 200 career victories.

Rank	Coach	Age in Yrs.-Days	Rank	Coach	Career Game (Record at Time)
1.	Pop Warner	46-240	1.	Joe Paterno	246 (200-44-2)
2.	Brian Kelly	51-310	2.	Tom Osborne	249 (200-46-3)
3.	Jim Tressel	54-298	3.	Bo Schembechler	262 (200-55-7)
4.	Vince Dooley	56-84	4.	Woody Hayes	268 (200-60-8)
5.	Tom Osborne	56-224	5.	Brian Kelly	270 (200-68-2)

KELLY'S WINNING WAYS

► Eight active FBS coaches have guided their respective schools to an undefeated regular season since 2009. Only four of those eight coaches, including **Brian Kelly**, have done it on multiple occasions.

Brian Kelly

2012 – Notre Dame – 12-1 (Lost in BCS Championship Game)

2009 – Cincinnati – 12-0 (Did not coach bowl game)

Urban Meyer

2013 – Ohio State – 12-2 (Lost in Big Ten Championship Game and Orange Bowl)

2012 – Ohio State – 12-0

2009 – Florida – 13-1 (Lost in SEC Championship Game)

Jimbo Fisher

2014 – Florida State – 13-0 (Lost in College Football Playoff semifinal)

2013 – Florida State – 14-0

Gary Patterson

2010 – TCU – 13-0

2009 – TCU – 12-1 (Lost in Fiesta Bowl)

BRIAN KELLY'S OVERALL RECORD

Grand Valley State Totals (13 seasons)	118-35-2	.768
Central Michigan Totals (3 seasons)	19-16	.543
Cincinnati Totals (3 seasons)	34-6	.850
Notre Dame Totals (7 seasons)	58-28	.674
Overall Totals (26 seasons)	229-85-2	.728

National
Rankings

ASSOCIATED PRESS (Oct. 30)

Rk	School	Record	Pts
1	Alabama(60)	8-0	1524
2	Michigan(1)	8-0	1435
3	Clemson	8-0	1401
4	Washington	8-0	1369
5	Louisville	7-1	1262
6	Ohio State	7-1	1207
7	Texas A&M	7-1	1150
8	Wisconsin	6-2	1122
9	Nebraska	7-1	951
10	Florida	6-1	929
11	Auburn	6-2	927
12	Oklahoma	6-2	835
13	Baylor	6-1	693
14	West Virginia	6-1	620
15	LSU	5-2	586
16	Utah	7-2	506
17	Western Michigan	8-0	481
18	North Carolina	6-2	423
19	Florida State	5-3	409
20	Penn State	6-2	390
21	Colorado	6-2	375
22	Oklahoma State	6-2	355
23	Virginia Tech	6-2	345
24	Boise State	7-1	203
25	Washington State	6-2	139

Others Receiving Votes

Houston 65, USC 40, San Diego State 21, Troy 20, Tennessee 17, South Florida 10, Arkansas 7, Wyoming 5, Tulsa 3

AMWAY COACHES (Oct. 30)

Rk	School	Record	Pts
1	Alabama(63)	8-0	1599
2	Michigan	8-0	1492
3	Clemson(1)	8-0	1488
4	Washington	8-0	1434
5	Louisville	7-1	1322
6	Ohio State	7-1	1269
7	Texas A&M	7-1	1207
8	Wisconsin	6-2	1147
9	Florida	6-1	1039
10	Nebraska	7-1	963
11	Oklahoma	6-2	907
12	Auburn	6-2	896
13	Baylor	6-1	810
14	LSU	5-2	652
15	West Virginia	6-1	642
16	Utah	7-2	523
17	North Carolina	6-2	500
18	Western Michigan	8-0	448
19	Florida State	5-3	432
20	Colorado	6-2	394
21	Virginia Tech	6-2	335
22	Oklahoma State	6-2	298
23	Penn State	6-2	296
24	Boise State	7-1	266
25	Washington State	6-2	146

Others Receiving Votes

Houston 111, Tennessee 38, San Diego State 36, South Florida 34, USC 28, Arkansas 10, Troy 7, Navy 6, Wyoming 5, Middle Tennessee 5, Appalachian State 4, Tulsa 3, Northwestern 3, Minnesota 2, Ole Miss 1, Pittsburgh 1, Louisiana Tech 1

2016 opponents in **bold**

NOTRE DAME - NAVY SERIES NOTES

► Notre Dame and Navy will play one another for the 90th straight year on Saturday, making it the longest continuous inter-sectional rivalry in the country. The Irish hold a 76-12-1 (.860) edge in the series. Notre Dame has won 49 of the last 52 meetings in the series. Notre Dame and Navy have met every year since 1927, playing 55 times at neutral sites and 34 times at Notre Dame Stadium.

► Navy and Notre Dame is the longest series in Irish football history (89 meetings). Notre Dame has faced USC 87 times and Purdue 86.

► Notre Dame won 43 consecutive games in the series from 1964-2006. Navy's previous victory came on Nov. 2, 1963, when Heisman Trophy winner **Roger Staubach** helped Navy claim a 35-14 victory at Notre Dame Stadium. Notre Dame's 43 straight wins rank as the longest winning streak by one team over another in Football Bowl Subdivision history.

► In addition to the 34 series games at Notre Dame, the schools have met in seven other American cities (Baltimore, Chicago, Cleveland, East Rutherford, New Jersey, Landover, Maryland, Orlando and Philadelphia) as well as twice in Dublin, Ireland. Jacksonville is the eighth site for the series, with the ninth coming in 2018 when they meet in San Diego, Calif., the first meeting between the schools west of the Mississippi.

► Notre Dame is 47-7-1 (.864) against Navy at neutral sites. The Irish had a 24-game winning streak over the Midshipmen in neutral sites snapped in 2010. It began with a 20-12 Irish win at Philadelphia's Municipal (John F. Kennedy) Stadium in 1962.

Notre Dame vs. Navy
Series History

Site	Year	Rank	W/L/T	ND	NAVY	Site	Year	Rank	W/L/T	ND	NAVY	Site	Year	Rank	W/L/T	ND	NAVY
B	1927		W	19	6	*	1961		L	10	13	*	1995	8-	W	35	17
SF	1928		W	7	0	PK	1962		W	20	12	CP	1996	19-	W	54	27
B	1929		W	14	7	*	1963	-4	L	14	35	*	1997		W	21	17
*	1930		W	26	2	PK	1964	2-	W	40	0	JC	1998	12-	W	30	0
B	1931		W	20	0	*	1965	4-	W	29	3	*	1999		W	28	24
CL	1932		W	12	0	PK	1966	1-	W	31	7	CIT	2000	20-	W	45	14
B	1933		L	0	7	*	1967	10-	W	43	14	*	2001		W	34	16
CL	1934		L	6	10	PK	1968	12-	W	45	14	RS	2002	9-	W	30	23
B	1935		W	14	0	*	1969	10-	W	47	0	*	2003		W	27	24
B	1936	13-	L	0	3	PK	1970	3-	W	56	7	GS	2004		W	27	9
*	1937		W	9	7	*	1971	12-	W	21	0	*	2005	7-	W	42	21
B	1938	4-	W	15	0	PV	1972	12-	W	42	23	RS	2006	11-	W	38	14
CL	1939	2-	W	14	7	*	1973	5-	W	44	7	*	2007		L (3ot)	44	46
B	1940	7-	W	13	7	PV	1974	7-	W	14	6	RS	2008		W	27	21
B	1941	7-6	W	20	13	*	1975	15-	W	31	10	*	2009		L	21	23
CL	1942	4-	W	9	0	CL	1976	11-	W	27	21	NMS	2010		L	17	35
CL	1943	1-3	W	33	6	*	1977	5-	W	43	10	*	2011		W	56	14
B	1944	2-6	L	13	32	CL	1978	15-11	W	27	7	AV	2012		W	50	10
CL	1945	2-3	T	6	6	*	1979	13-	W	14	0	*	2013		W	38	34
B	1946	2-	W	28	0	GS	1980	3-	W	33	0	FEF	2014	6-	W	49	39
CL	1947	1-	W	27	0	*	1981		W	35	0	*	2015	15-	W	41	24
B	1948	2-	W	41	7	GS	1982		W	27	10	AV			Aviva Stadium (Dublin, Ireland)		
B	1949	1-	W	40	0	*	1983	19-	W	28	12	B			Baltimore Memorial Stadium		
CL	1950		W	19	10	GS	1984		W	18	17	CIT			Citrus Bowl Stadium (Orlando, Fla.)		
B	1951	13-	W	19	0	*	1985		W	41	17	CL			Cleveland Municipal Stadium		
CL	1952	13-	W	17	6	B	1986		W	33	14	CP			Croke Park (Dublin, Ireland)		
*	1953	1-20	W	38	7	*	1987	9-	W	56	13	FEF			FedEx Field (Landover, Md.)		
B	1954	6-15	W	6	0	B	1988	2-	W	22	7	GS			Giants Stadium (East Rutherford, N.J.)		
*	1955	9-4	W	21	7	*	1989	1-	W	41	0	NMS			New Meadowlands Stadium (East Rutherford, N.J.)		
B	1956		L	7	33	GS	1990	2-	W	52	31	JC			Jack Kent Cooke Stadium (Landover, Md.)		
*	1957	5-16	L	6	20	*	1991	5-	W	38	0	PK			JFK Stadium (Philadelphia)		
B	1958	-15	W	40	20	GS	1992	10-	W	38	7	PV			Veterans Stadium (Philadelphia)		
*	1959		W	25	22	PV	1993	2-	W	58	27	RS			Ravens Stadium (Baltimore)		
PK	1960	-4	L	7	14	*	1994		W	58	21	SF			Soldier Field (Chicago)		

2016 Navy
Schedule & Results

Sept. 3	Fordham	Annapolis, Md.	W, 52-16
Sept. 10	UConn	Annapolis, Md.	W, 28-24
Sept. 17	at Tulane	New Orleans, La.	W, 21-14
Oct. 1	at Air Force	Colorado Springs, Colo.	L, 14-28
Oct. 8	Houston	Annapolis, Md.	W, 46-40
Oct. 22	Memphis	Annapolis, Md.	W, 42-28
Oct. 28 (Fri.)	at USF	Tampa, Fla.	L, 45-52
Nov. 5	vs. Notre Dame	Jacksonville, Fla.	11:30 a.m. ET
Nov. 12	Tulsa	Annapolis, Md.	Noon ET
Nov. 19	at East Carolina	Greenville, N.C.	TBD
Nov. 26	at SMU	Dallas, Texas	TBD
Dec. 10	vs. Army	Baltimore, Md.	3 p.m.

- ▶ The Irish have scored 30 or more points in 24 of the past 31 meetings with Navy. Dating back to the 1985 contest, Notre Dame has averaged 38.4 points per game in the series (1,191 points in 31 games), including seven 50-point eruptions. The Irish have scored more points against the Midshipmen (2,521) than any other opponent in school history. Notre Dame topped the 2,000-point mark against Navy in 2001 on an eight-yard touchdown run by **Terrance Howard** in the third quarter of a 34-16 Irish victory.
- ▶ The Irish have outscored the Mids, 2,521-1,076, over the 89 all-time meetings, or an average of 28.3-12.1.

NOTRE DAME - NAVY SERIES' UNIQUE HISTORY

▶ Each year since 1927, three autumns after the Four Horsemen helped a small, Catholic school expand its national identity, Notre Dame's football schedule has included a game against the U.S. Naval Academy.

But the man who long sat in the office overlooking the golden dome understood the series stands for far more than the streaks of annual meetings. It is about blue and gold from sideline to sideline and essential, mutual support during periods of vulnerability, influences that have directed thousands of young lives, including his.

The Rev. **Theodore Hesburgh**, C.S.C., president of Notre Dame for 35 years, and a leader in American higher education for longer than that, defined the place Navy holds in the history of his school.

"All I can say is without the Navy during the war, this institution would have gotten down to a few hundred students," Hesburgh said during an interview in 2004. "Instead of that, we were almost twice our normal size during the war, and we were able to contribute something to the Navy."

During World War II, as Notre Dame's enrollment dropped to Depression-era size, the Navy's decision to establish a Navy College Training Program on the South Bend campus in July 1943 provided much-needed economic relief and a surge of energy.

In the spring semester of 1943, Notre Dame's total enrollment declined to 2,623, just six students more than the 1933-34 Depression-era total and nearly a 20 percent reduction from the fall semester enrollment of 1940. That's why the decision to send Navy trainees to South Bend proved so significant. The school was infused with money and men.

By July 1, 1943, the Navy added 1,851 trainees to the campus. A contract between "The United States of America and University of Notre Dame Du Lac" called for a commitment of \$487,711 for equipment, facility alterations, a drill hall and administrative expenses. Notre Dame received \$9,000 each month for heat, light and repairs and the maintenance of a recreational drill field and athletic facilities.

▶ Unlike most rivalry trophies which are kept by the winning team, the "Rip" Miller Trophy physically embodies the bond which unites Notre Dame and Navy. The Trophy is named for **Edgar "Rip" Miller**, a member of Notre Dame's 1924 national championship team who served Navy for 48 years as a coach and administrator. Making its debut in 2011, the trophy features two identical halves which are permanently retained by Notre Dame and Navy and reunited on game days.

NOTRE DAME - NAVY CONNECTIONS

▶ The 2016 Notre Dame roster features 11 players returning to their native state of Florida this weekend. The 11 Floridians are the third most from one state on the Irish roster (Illinois 16, Ohio 12). The group includes Jacksonville native and freshman WR **Kevin Stepherson** (First Coast H.S.), freshman OL **Parker Boudreaux** (Winter Garden/Bishop Moore H.S.), sophomore LB **Te'veon Coney** (Palm Beach Gardens/Palm Beach Gardens H.S.), senior RB **Tarean Folston** (Cocoa/Cocoa H.S.), junior WR **Corey Holmes** (Pembroke Pines/St. Thomas Aquinas H.S.), freshman LB **Jonathan Jones** (Ocoee/Oak Ridge H.S.), freshman RB **Tony Jones Jr.** (St. Petersburg/IMG Academy), freshman S **Devin McIntosh** (Pompano Beach/Cardinal Gibbons H.S.), freshman S **D.J. Morgan** (Norwalk/Saint John Bosco H.S.), freshman S **Devin Studstill** (Riviera Beach/Palm Beach Gardens H.S.) and sophomore RB **Dexter Williams** (Winter Garden/West Orange H.S.).


▶ Thirteen Midshipment hail from the Sunshine State., including Jacksonville native Amari Dubose.

▶ Former Irish receiver and current student assistant **Corey Robinson** is the son of Naval Academy basketball legend **David Robinson**. Corey retired from football after the 2015 season following multiple concussions. In addition to his role as student assistant with the football program, Robinson was elected Notre Dame's student body president for the 2016-17 school year.

▶ Other connections between the Irish and Midshipment include:

Notre Dame	Hometown/High School	Navy
Equanimeous St. Brown, WR	Anaheim, Calif.	Brady Petersen, S
Jonathan Jones, LB	Ocoee, Fla.	Vic Thomas, OLB
Kevin Stepherson, WR	Jacksonville, Fla.	Amari Dubose, SB
Nicco Fertitta, S	Bishop Gorman/Las Vegas, Nev.	Jamir Tillman, WR
Alize Jones, TE	Las Vegas, Nev.	Jarvis Polu, DE
Greer Martini, LB	Cary, N.C.	Terrence Laster, WR
Jacob Matuska, TE	Columbus, Ohio	Akili Taylor, FB
Alex Bars, OL	Nashville, Tenn.	Amos Mason, DE
Justin Yoon, K		J.R. Osborn, K
		Parker Wade, C
Donte Vaughn, S	Memphis, Tenn.	Jerry Thompson, S
		Sean Williams, S
Jeff Riney, K/P	Katy, Texas	Logan Lister, OT
Jalen Elliott, S	Richmond, Va.	Buck Elliott, DE

2016 Opponents


 **TEXAS (9/4)** **4-4, 2-3 Big 12**
LAST WEEK: W, 35-34 vs. #8 Baylor
THIS WEEK: at Texas Tech (Noon p.m.)
NEXT WEEK: vs. #14 West Virginia


 **NEVADA (9/10)** **3-5, 1-3 MWC**
LAST WEEK: Bye
THIS WEEK: at New Mexico (10:15 p.m.)
NEXT WEEK: vs. San Diego State


 **MICHIGAN ST. (9/17)** **2-6, 0-5 Big Ten**
LAST WEEK: L, 23-32 vs. #2 Michigan
THIS WEEK: at Illinois (Noon)
NEXT WEEK: vs. Rutgers


 **DUKE (9/24)** **3-5, 0-4 ACC**
LAST WEEK: L, 35-38 at Georgia Tech
THIS WEEK: vs. #23 Virginia Tech (3:30 p.m.)
NEXT WEEK: vs. #18 North Carolina

 **SYRACUSE (10/1)** **4-4, 2-2 ACC**
LAST WEEK: Bye
THIS WEEK: at #3 Clemson (3:30 p.m.)
NEXT WEEK: vs. NC State


 **NC STATE (10/8)** **4-4, 1-3 ACC**
LAST WEEK: L, 14-21 vs. Boston College
THIS WEEK: vs. #19 Florida State (7 p.m.)
NEXT WEEK: at Syracuse

 **STANFORD (10/15)** **5-3, 3-3 Pac-12**
LAST WEEK: W, 34-10 at Arizona
THIS WEEK: vs. Oregon State (3:30 p.m.)
NEXT WEEK: at Oregon

 **MIAMI (10/29)** **4-4, 1-3 ACC**
LAST WEEK: L, 27-30 at Notre Dame
THIS WEEK: vs. Pittsburgh (12:30 p.m.)
NEXT WEEK: at Virginia

 **NAVY (11/5)** **5-2, 4-1 American**
LAST WEEK: L, 45-52 at USF
THIS WEEK: vs. Notre Dame (11:30 a.m.)
NEXT WEEK: vs. Tulsa (Noon)

 **ARMY (11/12)** **5-3**
LAST WEEK: W, 13-21 at Wake Forest
THIS WEEK: vs. Air Force (Noon)
NEXT WEEK: vs. Notre Dame (3:30 p.m.)

 **VIRGINIA TECH (11/19)** **6-2, 4-1 ACC**
LAST WEEK: W, 39-36 at Pitt (Thurs.)
THIS WEEK: at Duke (3:30 p.m.)
NEXT WEEK: vs. Georgia Tech

 **USC (11/26)** **5-3, 4-2 Pac-12**
LAST WEEK: W, 45-24 vs. California
THIS WEEK: vs. Oregon (7 p.m.)
NEXT WEEK: at #4 Washington (7:30 p.m.)

* all times are Eastern

Notre Dame's Record When...

	Kelly Career	Kelly at ND	2016
At Home	124-32-1	31-11	2-3
On The Road	90-47-1	15-13	1-2
Neutral Site Games	15-6	12-4	0-0
In Overtime	6-5	2-3	0-1
Coming off a loss	49-28	15-12	2-3
Coming off a win	165-46-1	41-16	0-2
Coming off an open date	19-2	8-1	1-0
Vs. AP top 25	21-17	11-13	0-1
Both teams are AP-ranked	11-13	7-11	0-1
Neither team is ranked	50-26	18-10	2-2
Ranked higher	55-12	33-9	0-1
Opponent is ranked higher	8-12	5-8	0-1
Vs. In-state Opponents	75-22-2	5-0	0-0
In August	5-2	2-0	0-0
In September	69-33	17-10	1-3
In October	80-24-2	20-7	2-2
In November	64-21	16-8	0-0
In December	11-2	3-1	0-0
In January	0-3	0-2	0-0
On Television	88-35*	58-28	3-5
On NBC	36-11	36-11	2-3
On NBCSN	1-0	1-0	0-0
On ABC	14-8	12-8	0-2
On ESPN	12-7	4-5	1-0
On ESPN2	8-2	1-0	0-0
On CBS	3-1	3-1	0-0
On FOX	0-3	0-3	0-0
CBS College Sports	1-0	1-0	0-0
Afternoon Games	153-58-2	35-14	3-2
Night Games	76-27	23-14	0-3
Decided By 3 or Less	43-20-2	10-8	1-2
Decided By 7 or Less	76-36-2	21-13	1-3
Scoring First	157-33	43-15	3-4
Opponent Scores First	70-52-2	15-13	0-1
Leading At Halftime	180-17	47-7	3-1
Tied At Halftime	15-3	4-1	0-0
Trailing At Halftime	32-65-2	7-20	0-4
Leading After 3 Qtrs.	191-14	46-6	2-1
Tied After 3 Qtrs.	12-6-1	4-5	0-2
Trailing After 3 Qtrs.	23-66-1	8-17	0-2
Scoring 40+ Points	83-3	15-2	1-1
Scoring 30-39 Points	64-10	18-6	2-1
Scoring 20-29 Points	59-33-1	17-11	0-1
Scoring 0-19 Points	23-39-1	8-9	0-2
Allowing 40+ Points	7-21	1-7	0-1
Allowing 30-39 Points	17-33	6-12	1-2
Allowing 20-29 Points	59-24-1	11-7	1-0
Allowing 0-19 Points	145-8-1	39-3	1-2
Outrushing Opponent	180-27-1	42-6	3-0
Getting Outrushed	45-56-1	14-22	0-5
Passing For More Yds	152-56-1	39-23	2-4
Passing For Fewer Yds	76-28-1	19-5	1-1
Outgaining Opponent	192-28-1	47-11	3-2
Getting Outgained	35-54-1	11-17	0-3
Winning Time of Poss.	124-28	35-6	2-1
Losing Time of Poss.	103-55-2	23-22	1-4
Scoring a Def./ST TD	69-9	10-5	1-0
Allowing a Def./ST TD	21-28	7-9	1-2
Fewer Penalty Yards	68-40-1	30-15	1-1
More Penalty Yards	152-42-1	27-12	2-4
Winning Turnover Battle	132-14	29-3	0-2
Losing Turnover Battle	59-49-1	18-21	2-2
Individual 100-yard rusher	104-24-1	21-7	2-0
Individual 100-yard receiver	89-31	19-14	1-1
Individual 200-yard passer	154-44-1	40-19	2-3
Opponent 100-yard rusher	43-46-1	11-18	0-5
Opponent 100-yard receiver	65-37	9-12	1-2
Opponent 200-yard passer	88-45-1	21-21	2-3

*excludes regular season games from GVSU era (unknown TV games).
Some records fail to include two contests; Nov. 16, 1991 vs. Valparaiso and Oct. 26, 1996 vs. Saginaw Valley State (detailed stats unavailable)

NOTRE DAME VS. SERVICE ACADEMIES

- ▶ Notre Dame has won 83.1 percent of its games (138-26-5) against the service academies (Army, Navy and Air Force).
- ▶ The Irish have won 25 of their last 29 games against the service academies, and they are 44-5 (.898) against these schools since 1986 (including a 22-4 mark at home).
- ▶ Notre Dame has won its last eight games against service academies, following a 35-17 loss to Navy on Oct. 23, 2010, at what is now known as MetLife Stadium.
- ▶ More than half (89) of both Notre Dame's 169 games against service academies and its victories against service academies (76 of 138) have come against Navy.
- ▶ Notre Dame and Army met every season from 1913-47 with the exception of 1918. During an 11-season span from 1937-47, one or both teams were ranked, including six meetings when either side was first or second and back-to-back No. 1 vs. No. 2 matchups in 1945 and 1946. However, the Irish and Black Knights have played just 15 times since 1947, with Notre Dame winning 14 of those encounters.
- ▶ Notre Dame faced Army on Nov. 20, 2010, at the new Yankee Stadium. It served as the first college football game in the new stadium and the second game in Notre Dame's Shamrock Series. The Irish and Cadets will play a second Shamrock Series game on Nov. 12, 2016, when the teams meet at the Alamodome in San Antonio.
- ▶ The Irish are 24-6 all-time against Air Force, including a 45-10 win at Falcon Stadium on Oct. 26, 2013, in the last meeting.

SERVICE ACADEMIES

	Home				Away				Neutral			
	W	L	T	Pct.	W	L	T	Pct.	W	L	T	Pct.
Air Force	11	4	0	.733	13	2	0	.867	0	0	0	.000
Army	8	1	0	.889	7	2	1	.750	23	5	3	.790
Navy	29	5	0	.853	0	0	0	.000	47	7	1	.864
TOTALS	48	10	0	.828	20	4	1	.820	70	12	4	.837

NOTRE DAME VS. THE AMERICAN ATHLETIC CONFERENCE

- ▶ Notre Dame owns a .841 winning percentage (97-18-1) against teams that currently make up the American Athletic Conference, with 89 of those 116 games coming against Navy.
- ▶ The 2015 match-up marked the first in which Notre Dame and Navy were not both independents, as the Mids joined The American that season as an associate member in football.
- ▶ Notre Dame took on two members of The American last season, defeating Temple, 24-20, in Philadelphia in addition to the victory over Navy.
- ▶ The Irish have only faced three American members more than once, opposing Navy 89 times, SMU 13 times (10-3) and Tulane eight times (8-0). The Irish have played against Cincinnati, Connecticut, Houston, Temple, Tulsa and USF once each and has never faced East Carolina, Memphis or UCF.
- ▶ Notre Dame has a losing record against three American schools, standing at 0-1 all-time against Connecticut, Tulsa and USF. This matches the Atlantic Coast Conference (Florida State, Louisville and NC State) and Big Ten (Michigan, Nebraska and Ohio State) for the most schools of any conference with winning records against the Irish.

Notre Dame vs. American Athletic Conference

	Home				Away				Neutral				Overall			
	Won	Lost	Tied	Pct.	Won	Lost	Tied	Pct.	Won	Lost	Tied	Pct.	Won	Lost	Tied	Pct.
Cincinnati	1	0	0	1.000	0	0	0	.000	0	0	0	.000	1	0	0	1.000
Connecticut	0	1	0	.000	0	0	0	.000	0	0	0	.000	0	1	0	.000
East Carolina	0	0	0	.000	0	0	0	.000	0	0	0	.000	0	0	0	.000
Houston	0	0	0	.000	0	0	0	.000	1	0	0	1.000	1	0	0	1.000
Memphis	0	0	0	.000	0	0	0	.000	0	0	0	.000	0	0	0	.000
Navy	29	5	0	.853	0	0	0	.000	47	7	1	.864	76	12	1	.860
SMU	6	1	0	.857	4	1	0	.800	0	1	0	.000	10	3	0	.769
Temple	1	0	0	1.000	0	0	0	.000	0	0	0	.000	1	0	0	1.000
Tulane	4	0	0	1.000	4	0	0	1.000	0	0	0	.000	8	0	0	1.000
Tulsa	0	1	0	.000	0	0	0	.000	0	0	0	.000	0	1	0	.000
UCF	0	0	0	.000	0	0	0	.000	0	0	0	.000	0	0	0	.000
USF	0	1	0	.000	0	0	0	.000	0	0	0	.000	0	1	0	.000
TOTALS	41	9	0	.820	8	1	0	.889	48	8	1	.851	97	18	1	.841

IRISH IN JACKSONVILLE

- ▶ Notre Dame will be playing in Jacksonville, Florida, for the fourth time, and third time at EverBank Field. All three previous trips to Florida's First Coast came in the Gator Bowl.
- ▶ Most recently was a 28-6 loss to NC State at the conclusion of the 2002 season, which saw the Irish finish 10-3.
- ▶ The 1998 campaign came to an end with a 35-28 loss to Georgia Tech in the Gator Bowl.
- ▶ In their first trip to the Gator Bowl, Dan Devine's Irish defeated Joe Paterno and Penn State, 20-9, to finish the 1976 season 9-3 and catapult Notre Dame to the 1977 national title.

ON THIS DATE

- ▶ Notre Dame is 10-4 all-time on Nov. 5, with **Brian Kelly** having won his only game as Irish head coach on this date. His 2011 team won 24-17 at Wake Forest on Nov. 5.
- ▶ The Irish and Mids have only met on Nov. 5 one time, with Elmer Layden's fourth-ranked Notre Dame squad taking a 15-0 victory from Navy in Baltimore en route to an 8-1 season.
- ▶ Notre Dame is 2-0 versus service academies on Nov. 5, with a 28-0 victory at Army in 1921.

Year	Site	ND Coach	W/L/T	Score	ND Rank	Opponent	Opp. Coach	Opp. Rank
1898	Home	Hering	L	5-11	No Poll	Indiana	Horne	No Poll
1904	Away	Salmon	L	5-24	No Poll	Kansas	Kennedy	No Poll
1921	Away	Rockne	W	28-0	No Poll	Army	Daly	No Poll
1927	Home	Rockne	T	7-7	No Poll	Minnesota	Spears	No Poll
1932	Away	Anderson	W	24-6	No Poll	Kansas	Lindsey	No Poll
1938	Baltimore	Layden	W	15-0	4	Navy	Hardwick	Not Ranked
1949	Away	Leahy	W	34-21	1	Michiagn State	Munn	10
1955	Away	Brennan	W	46-14	6	Penn	Sabo	Not Ranked
1960	Home	Kuharich	L	13-20	Not Ranked	Pitt	Michelson	14
1966	Home	Parseghian	W	40-0	1	Pitt	Hart	Not Ranked
1977	Home	Devine	W	69-14	5	Georgia Tech	Rodgers	Not Ranked
1983	Home	Faust	L	16-21	18	Pitt	Fazio	Not Ranked
1988	Home	Holtz	W	54-11	1	Rice	Berndt	Not Ranked
2005	Home	Weis	W	41-21	8	Tennessee	Fulmer	Not Ranked
2011	Away	Kelly	W	24-17	Not Ranked	Wake Forest	Grobe	Not Ranked

NOTRE DAME IN OCTOBER

- ▶ Notre Dame is 390-96-8 (.798) all-time during the month of October.
- ▶ Notre Dame is 240-50-4 (.823) in October games at home.
- ▶ The Irish are 150-47-4 (.756) in October games away from Notre Dame Stadium.
- ▶ Notre Dame is 20-7-0 (.741) in October under head coach **Brian Kelly**. The Irish head coach owns an 11-3 mark at home during the month of October.

IRISH IN NFL STADIUMS

- ▶ Notre Dame has played in at least one active NFL stadium in each of the past nine seasons (since 2007). The streak continued when the Irish faced Syracuse at MetLife Stadium on Oct. 1.
- ▶ Notre Dame and Navy play this Saturday at EverBank Field in Jacksonville, Florida.
- ▶ Thirteen active NFL stadiums have played host to a Notre Dame football game.
- ▶ The Irish played in three NFL stadiums in the 2015 season -- University of Phoenix Stadium (BattleFrog Fiesta Bowl vs. Ohio State), Lincoln Financial Field (Temple) and Heinz Field (Pittsburgh).
- ▶ Notre Dame played in four active NFL stadiums in 2014 and posted a 4-0 record, defeating Purdue at Lucas Oil Stadium in Indianapolis, beating Syracuse at MetLife Stadium in East Rutherford, New Jersey, downing Navy at FedEx Field in Landover, Maryland, and topping No. 22 LSU at LP Field in Nashville (now Nissan Stadium).
- ▶ Notre Dame is 27-9-2 (.737) when playing in one of the 31 current NFL stadiums (Soldier Field 10-0-2, Heinz Field 4-2, EverBank Field 1-2, Mercedes-Benz Superdome 1-2, M&T Bank Stadium 2-0, FedEx Field 3-0, AT&T Stadium 1-0, MetLife Stadium 2-1, Sun Life Stadium 0-1, Lucas Oil Stadium 1-0, Nissan Stadium 1-0, Lincoln Financial Field 1-0 and University of Phoenix Stadium 0-1).
- ▶ The Irish are 11-4 (.733) in active NFL stadiums under head coach Brian Kelly and have won seven of their last eight such contests.
- ▶ Notre Dame set an odd note in 2015 when its faced Temple and Pitt in succession. It marked the first time Notre Dame played regular-season games in active NFL stadiums in consecutive weeks since 1958. The Irish beat Navy, 40-20, on Nov. 1, 1958, at Baltimore Memorial Stadium, then the home of the Colts. A week later, on Nov. 8, 1958, Notre Dame lost, 29-26, to Pittsburgh at Pitt Stadium, then the home of the Steelers. The Irish played consecutive games in NFL facilities in both 1994 and 2014, but they were wrapped around bye weeks.

Starter Sheet

Offense	2016	Streak	Career
McGlinchey (RT/LT)	8	22	22
Kizer (QB)	8	19	19
Nelson (LG)	8	14	19
Folston (RB)	2	-	15
Smythe (TE)	8	9	11
Bars (LG/RT)	8	8	10
Hunter Jr. (WR)	7	6	8
St. Brown (WR)	8	8	8
Mustipher (C)	8	8	8
Adams (RB)	5	4	8
McGovern (RG)	7	1	7
Sanders (WR)	6	1	6
A. Jones (TE)	-	-	5
Luatua (TE)	-	-	4
Onwualu (WR)	-	-	4
Zaire (QB/WR)	1	-	4
Holmes (WR)	3	-	3
Weishar (TE)	-	-	2
Bivin (RG)	1	-	1
Stepherson (WR)	1	-	1

Defense	2016	Streak	Career
Rochell (DL)	8	34	34
Luke (CB)	8	34	34
Onwualu (LB)	8	9	25
J. Jones (DL)	4	4	16
Tranquill (S)	8	8	12
Morgan (LB)	8	8	12
Cage (DL)	4	-	11
Tillery (DL)	8	9	11
Martini (LB)	2	-	8
Trumbetti (DL)	3	-	7
Coney (LB)	7	7	7
Studstill (S)	7	7	7
Love (CB)	4	4	4
Butler (CB)	-	-	3
Crawford (CB)	2	-	2
Coleman (CB)	2	-	2
Vaughn (CB)	2	-	2
Pride (CB)	2	2	2
Sebastian (S)	1	-	1
Watkins (CB)	-	-	1
Matuska (DL)	-	-	1

Career Starts
By Position

—OFFENSE—

WR	LT	LG	C	RG	RT	TE	WR	QB	WR	RB
Hunter Jr. (8)	McGlinchey (8)	Nelson (19)	Mustipher (8)	McGovern (7)	McGlinchey (14)	Smythe (11)	St. Brown (8)	Kizer (19)	Sanders (6)	Folston (15)
Onwualu (4)		Bars (2)		Bivin (1)	Bars (8)	A. Jones (5)	Zaire (1)	Zaire (3)	Holmes (2)	Adams (8)
						Luatua (4)			Stepherson (1)	
						Weishar (2)				

—DEFENSE—

DL	DL	DL	DL	LB	LB	LB	CB	S	S	CB
Trumbetti (7)	J. Jones (16)	Tillery (11)	Rochell (34)	Martini (8)	Morgan (12)	Onwualu (25)	Butler (3)	Tranquill (12)	Studstill (7)	Luke (34)
	Cage (11)	Matuska (1)		Coney (7)			Pride (2)		Sebastian (1)	Love (4)
							Crawford (2)			Coleman (2)
							Watkins (2)			
							Vaughn (1)			

Notre Dame Football By The Numbers

.730 - Notre Dame's all-time winning percentage, the second-highest in college football history.

2 - Notre Dame is one of two teams, college or professional, to have all of its games broadcast on national radio and is the only team to have all of its home games televised nationally (NBC).

6 - College Football Hall of Fame coaches - Jesse Harper, Lou Holtz, Knute Rockne, Frank Leahy, Ara Parseghian and Dan Devine.

7 - Heisman Trophy winners: Angelo Bertelli (1943), Johnny Lujack (1947), Leon Hart (1949), John Lattner (1953), Paul Hornung (1956), John Huarte (1964) and Tim Brown (1987).

9 - Notre Dame claimed the 2015 national championship for graduating its student-athletes in all sports - in the process posting the top NCAA Graduation Success Rate (GSR) figure (.98) for its student-athletes for the ninth straight year.

11 - Consensus national championships - Since the Associated Press poll began in 1936, only Alabama (10) has more AP titles than Notre Dame's eight (1943-46-47-49-66-73-77-88). The Irish also earned consensus national titles in 1924, 1929 and 1930 prior to the AP rankings.

12 - Unbeaten and untied seasons.

12 - Representatives in the Pro Football Hall of Fame.

22 - Seasons in which the team has been voted the national champion by at least one selector.

32 - Unanimous first-team All-Americans -- more than any other school (not including 2015).

35 - Bowl games in which the Irish have taken part.

43 - Irish players that have captured NFL Super Bowl titles.

44 - College Football Hall of Fame players.

67 - Notre Dame players selected in the first round of the NFL Draft.

99 - Consensus All-Americans -- more than any other school (not including 2015).

99 - Percent graduation rate among football players who enter on scholarship and remain at least four years.

108 - Out of 127 seasons in which Notre Dame has finished with a winning record.

128 - Seasons of college football (including 2016).

190 - Selections on All-America first teams.

254 - Consecutive sellouts at Notre Dame Stadium.

297 - Consecutive games televised nationally or regionally.

413 - Appearances by the Irish on network television -- more than any other school.

492 - Irish players drafted into the National Football League.

IRISH AT SUPER BOWL SITES

▶ Notre Dame has played in 14 of the 23 venues that have hosted a Super Bowl.

▶ The Irish have previously played at the University of Phoenix Stadium, Mercedes-Benz Superdome, the Orange Bowl, Sun Life Stadium, the Rose Bowl, the Los Angeles Memorial Coliseum, Rice Stadium, Tulane Stadium, Sun Devil Stadium, EverBank Field, Stanford Stadium, AT&T Stadium, MetLife Stadium and Lucas Oil Field in their illustrious history.

▶ The Irish have played a game in at least one of these 14 stadiums every season since 1979 when Notre Dame played its biannual road game against Miami in Tokyo, Japan, instead of the Orange Bowl.

▶ The Irish have chances to add to this list as six of the other nine facilities (Levi's Stadium, Qualcomm Stadium, Georgia Dome, Raymond James Stadium, NRG Stadium and Ford Field) presently play host to either a bowl game and/or a regular collegiate tenant. The Irish are slated to face Navy at Qualcomm Stadium in 2018.

▶ The remaining three Super Bowl host stadiums will never see the Irish. Tampa Stadium and the Hubert H. Humphrey Metrodome have been demolished, while the Pontiac Silverdome is presently unoccupied.

IRISH AMONG COLLEGE FOOTBALL'S WINNINGEST TEAMS

▶ Notre Dame ranks as the second-winningest team in college football history based on its .7299 winning percentage over 127+ seasons of football and an 895-318-42 record during that period. Michigan ranks just ahead of the Irish at .7315 (933-331-36) and is the only team with more overall wins at 933.

▶ Here's the NCAA top 10 teams in terms of winning percentage and total victories through nine weeks of the 2016 season:

Team	Years	W	L	T	Pct.
1. Michigan	137	933	331	36	.7315
2. Notre Dame	128	895	318	42	.7299
3. Boise State (1996)	49	424	160	2	.7253
4. Ohio State@	127	882	321	53	.7233
5. Alabama#	122	872	326	43	.7200
6. Oklahoma	122	867	321	53	.7120
7. Texas	124	890	358	33	.7077
8. Nebraska	127	887	369	41	.7000
9. USC#	124	818	336	54	.6995
10. Penn State	130	862	384	42	.6856

Indicates record adjusted by action of the NCAA Committee on Infractions.

@ Indicates record adjusted by action of institution.

Team	Wins
1. Michigan	933
2. Notre Dame	895
3. Texas	890
4. Nebraska	887
5. Ohio State@	882
6. Alabama#	872
7. Oklahoma	867
8. Penn State	862
9. Tennessee	825
10. USC#	818

Indicates record adjusted by action of the NCAA Committee on Infractions.

@ Indicates record adjusted by action of institution.

IRISH ON A PRETTY GOOD RUN

▶ Notre Dame boasts a 42-18 record in its 60 outings since the start of the 2012 season. There are only 18 Football Bowl Subdivision teams that eclipse Notre Dame's .700 winning percentage since 2012.

▶ Since opening the 2011 season with an 0-2 record, Notre Dame has won 50 of its last 71 games—good for a .704 winning percentage.

▶ The Irish are one of 10 teams in the nation with at least eight wins in each of the last six seasons (2010-15), joining Alabama, Boise State, Florida State, LSU, Northern Illinois, Oklahoma, Oregon, Stanford and Wisconsin.

▶ Notre Dame's run of winning eight games in each of the past six seasons (2010-15) is its best clip since winning at least eight games for seven straight years from 1987-93.

NO TURNOVERS = VICTORIES

▶ Notre Dame is 19-1 under **Brian Kelly** when playing an entire game without committing a turnover.

▶ Notre Dame had won its last 19 games in which it failed to commit a turnover until its 50-47 double overtime loss at Texas on Sept. 4. The Irish had not previously lost a game with no turnovers since Oct. 17, 2009, when USC upended Notre Dame, 34-27.

▶ Notre Dame is 33-5 in its last 38 games in which it has failed to commit a turnover.

▶ The Irish have not committed a turnover on Opening Day for the last three years. Notre Dame did not turn the ball over against either Temple (2013), Rice (2014) or Texas (2015). The Irish have played 219:02 worth of Opening Day football since its last turnover, a Parrish Gaines interception of **Everett Golson** in the second quarter of the 2012 season opener against Navy in Dublin, Ireland.

FRESH FACES IN 2016

- ▶ Notre Dame returned just seven starters from last season's 10-win team. That total marks the fewest returning starters by an Irish squad since freshman regained eligibility in 1972.
- ▶ Notre Dame has used 21 players in their first year of eligibility this season, including 14 true freshmen.
- ▶ Fifty-five of the 61 players on Notre Dame's depth chart have eligibility remaining following the 2016 season.
- ▶ Forty-three of the 61 players on Notre Dame's depth have at least two years of eligibility remaining following the 2016 season.
- ▶ 17 of Notre Dame's 22 starters vs. Stanford have made nine or fewer starts in their career.

	Career Starts (starts entering 2016)	Career Starts (starts entering 2016)
Drue Tranquill (S)	12 (4)	Josh Adams (RB) 8 (3)
Nyles Morgan (LB)	12 (4)	Te'von Coney (LB) 7 (0)
Jerry Tillery (DL)	11 (3)	Devin Studstill (S) 7 (0)
Durham Smythe (TE)	11 (3)	Julian Love (CB) 4 (0)
Alex Bars (LG/RT)	10 (2)	Troy Pride Jr. (CB) 2 (0)
Torii Hunter Jr. (WR)	8 (1)	Hunter Bivin (RG) 1 (0)
Equanimeous St. Brown (WR)	8 (0)	Kevin Stepherson (WR) 1 (0)
Sam Mustipher (C)	8 (0)	

- ▶ The season-opener against Texas saw seven first-time starters: CB **Nick Coleman**, CB **Shaun Crawford**, WR **Corey Holmes**, RG **Colin McGovern**, C **Sam Mustipher**, S **Avery Sebastian** and WR **Equanimeous St. Brown**.
- ▶ In addition, making their collegiate debuts in Austin were: DL **Daelin Hayes**, S **Devin Studstill**, CB **Shaun Crawford**, S **Jalen Elliott**, LB **Asmar Bilal**, CB **Ashton White**, CB **Julian Love**, WR **Kevin Stepherson**, LB **Josh Barajas**, S **Spencer Perry**, DL **Julian Okwara**, WR **Miles Boykin** and WR **Chase Claypool**.
- ▶ In the home opener against Nevada, three players made their first career starts in LB **Te'Von Coney**, WR **C.J. Sanders** and Studstill. Studstill went on to make his first career interception against Michigan State.
- ▶ The total ticked up again against Syracuse, with true freshman CB **Troy Pride, Jr.** making his debut.

PERCENTAGE PRODUCTION BY ELIGIBILITY

	First Year	Second Year	Third Year	Final Year
Games Played	29.1%	35.8%	22.4%	12.7%
Games Started	10.2%	44.3%	29.0%	16.5%
Rushing Yards	0.7%	82.8%	16.2%	0.3%
Passing Yards	-	96.6%	3.4%	-
Receiving Yards	20.3%	54.9%	24.8%	-
Punt Return Yards	21.4%	78.6%	-	-
Kickoff Return Yards	13.8%	86.2%	-	-
Scoring	8.3%	80.8%	10.0%	0.9%
Total Yards	0.3%	91.1%	8.1%	0.5%
All-Purpose Yards	14.5%	67.5%	17.4%	0.6%
Field Goals	-	100.0%	-	-
Punting Yards	-	100.0%	-	-
Tackles	21.7%	30.5%	21.7%	26.1%
Tackles for Loss	6.5%	17.4%	23.9%	52.2%
Sacks	9.1	-	54.5%	36.4%
Forced Fumbles	33.3%	16.7%	16.7%	33.3%
Fumble Recoveries	25.0%	-	25.0%	50.0%
Interceptions	50.0%	-	-	50.0%
Passes Broken Up	25.9%	14.8%	18.5%	40.8%

RIGHT DOWN TO THE WIRE

- ▶ Notre Dame has become accustomed to thrilling finishes. The Irish have been involved in 49 games decided by seven points or less since the start of the 2009 campaign. In fact, 25 of the last 36 losses for the Irish have been decided by a touchdown or less, including 13 by a field goal or less.
- ▶ Notre Dame has played in 65 all-time games where the winning points have occurred in overtime or the game's final minute of regulation. Curiously, 19 have come since the 2008 season, including Notre Dame's 50-47 double overtime loss at Texas to open the season and the 30-27 victory over Miami which saw **Justin Yoon** kick the game-winning field goal with 30 seconds left.
- ▶ At 12 seconds, the 2015 Virginia game marked the latest game-winning touchdown in regulation in Notre Dame history. The Irish did tie the 1979 Cotton Bowl against Houston when **Joe Montana** threw an eight-yard TD pass to **Kris Haines** as time expired, but the winning margin was provided by **Joe Unis'** successful extra point, making it 35-34. The Irish have won one game with an overtime TD when **Tommy Rees** hit **TJ Jones** for a seven-yard score, and 20-13 Irish win, against Stanford on Oct. 13, 2012.
- ▶ Notre Dame has played 39 games decided by a touchdown or less since the arrival of **Brian Kelly**. The Irish went 2-5 in the first seven such games under Kelly, but have since gone 20-12.
- ▶ When the halftime score differential is four points or less, the Irish are 16-4 under Kelly.

**2016 Notre Dame
Honors/Awards****Josh Adams, So., RB**

Doak Walker Award Watch List

Scott Daly, Gr., LS

Phil Steele Preseason Third Team All-American

Tarean Folston, Sr., RB

Doak Walker Award Watch List

Torii Hunter Jr., Sr., WR

Team Captain

Alizé Jones, So., TE

Mackey Award Watch List

Jarron Jones, Gr., DL

Outland Trophy Watch List

DeShone Kizer, Jr., QB

Manning Award Watch List

Maxwell Award Watch List

Walter Camp Award Watch List

Davey O'Brien Award Watch List

Mike McGlinchey, Sr., OL

Outland Trophy Watch List

USA Today Preseason Second Team All-American

CBS Sports Preseason Second Team All-American

Phil Steele Preseason Third Team All-American

Athlon Sports Preseason Fourth Team All-American

Team Captain

Quenton Nelson, Jr., OL

Sports Illustrated Preseason First Team All-American

USA Today Preseason Second Team All-American

Athlon Sports Preseason Third Team All-American

James Onwualu, Sr., LB

Team Captain

Isaac Rochell, Sr., DL

Bednarik Award Watch List

Nagurski Trophy Watch List

Team Captain

Equanimeous St. Brown, So., WR

Biletnikoff Award Watch List

Drue Tranquill, Jr., S

Lott IMPACT Trophy Watch List

Justin Yoon, So., PK

Groza Award Watch List

Malik Zaire, Sr., QB

Maxwell Award Watch List

Notre Dame Football Replay Affiliates

Regions/Markets	Station
New York (NY/NJ/PA/Conn)	SportsNet New York (SNY)
Chicago (IL/IN/IA/WI)	Comcast SportsNet Chicago
NC/PA/DC/MD/DE/VA/WV	CSN Mid-Atlantic
Houston/TX/LA/ARK/NM	ROOT Sports Southwest
New England	CSN New England
California (Bay Area)	CSN Bay Area
Philadelphia	CSN Philadelphia
Philadelphia/Harrisburg/Pittsburgh	The Comcast Network
Oregon	CSN Northwest
Colorado	Comcast Entertainment TV (CET)
LA/TX/GA/MS/VA/AR/FL	Cox Sports Television (NOLA)
Denver	KETD-TV 53.2 Digital OTA
Indianapolis	WHMB-TV 40
Las Vegas	KEEN-TV 17
New Orleans	WHNO-TV20
Scranton/Wilkes-Barre	WQMY-TV MyTV
Tulsa	KWHB-TV47
Wichita-Hutchinson	KGPT-TV 49 & KSMI-TV 41
Honolulu	KWHE-TV14
Toledo	WMNT-TV My58
Toledo	Buckeye SportsNetwork
Rochester, NY	WRWB-TV 16/TW SpNet
Huntsville	WYAM-TV 51
Madison, WI	CW57 Sports
Colorado Springs-Pueblo	KWHS-TV 51
South Bend-Elkhart	CW25
Evansville-Jasper	WJTS-TV 27
Binghamton	WBPN-TV My 8 (LP)
St. Croix, USVI	WCVI-TV 23
Middle East (25 countries)	METV
United States (National)	Family Entertainment TV

31 affiliates (145,434,480 homes)

Inside Notre Dame Football Affiliates

Regions/Markets	Station
New York (NY/NJ/CT/PA)	SportsNet New York (SNY)
Chicago (IL/IN/IA/WI)	Comcast SportsNet Chicago
Florida	FOX Sports Sun
DC/DE/MD/NC/PA/VA/WV	CSN Mid-Atlantic
IL/IN/MO/NE/KS/IA	FOX Sports Midwest
New England	CSN New England
Houston/TX/LA/ARK/NM	ROOT Sports Southwest
California (Bay Area)	CSN Bay Area
Philadelphia	CSN Philadelphia
Phil./Harris./Pitt.	TCN Philadelphia
Mich./NWOhio/NIndiana	FOX Sports Detroit
Denver	KETD-TV53.2 Digital OTA Broadcast
Cleveland & All Ohio	SportsTime Ohio (Indians)
Pittsburgh	Root Sports Pitt (PA,WV,NY,MD,OH)
LA/TX/AR/GA/MS/VA/FL	Cox Sports Television (New Orleans)
Oregon/Washington	CSN Northwest
Indianapolis	WHMB-TV 40
Las Vegas	KEEN-TV 17
Indy/Ft.Wayne/Lafayette	Xfinity Channel 81
New Orleans	WHNO-TV 20
Wilkes Barre-Scranton	WQMY-TV/My TV
Tulsa	KWHB-TV 47
Wichita-Hutchinson	KGPT-TV 49
Honolulu	KWHE-TV 14
Toledo	WMNT-TV My58
Rochester, NY	WRWB-TV 16/Time Warner SportsNet
Huntsville	WYAM-TV 51
Madison, WI	CW57 Sports
Colorado Springs-Pueblo	KWHS-TV 51
South Bend-Elkhart	WNDU-TV 16
Evansville-Jasper	WJTS-TV 27
Binghamton	WBPN-TV My8 (LP)
Clarksburg/Mannington, WV	TKMI Broadcasting
St. Croix, USVI	WCVI-TV 23
Middle East (25 countries)	METV
United States (National)	Family Entertainment TV
Worldwide	On Demand from Xfinity
Worldwide	UND.com

38 affiliates (163,533,030 homes)

DEFENSE EVOLVING & IMPROVING

- ▶ Notre Dame's defense has improved mightily over its last three games.
- ▶ Notre Dame has allowed three offensive touchdowns over the last 39 total drives by opponents, dating back to halftime against Syracuse.
- ▶ Syracuse scored on three of its five first quarter drives vs. Notre Dame, recording 281 yards on 29 plays (9.69 yards per play). The script flipped in the final three quarters. Over that time, the Irish surrendered 208 yards on 59 plays, or just 3.53 yards per play.
- ▶ The Irish defense forced four straight punts and a turnover on downs on the first five drives of the second half by Syracuse. The turnover on downs came on a short field, as SU began on the Notre Dame 34-yard line.
- ▶ Syracuse had 154 yds on its first 11 plays (14.0 ypp), but Notre Dame limited the Orange to 334 yds over final 77 plays (4.3 ypp)
- ▶ Notre Dame did not allow an offensive touchdown vs. NC State. The Irish held an opponent on the road without an offensive TD for the first time since 2012 (at Boston College).
- ▶ Notre Dame limited the Wolfpack to 198 total yards -- the fewest total yards by an Irish opponent since the 2015 season opener vs. Texas (163).
- ▶ Notre Dame limited NC State to 41 passing yards -- the fewest passing yards by a non-option Irish opponent since Sept. 16, 1995 vs. Vanderbilt (38).
- ▶ Notre Dame limited NC State to just 3.0 yards/play -- the fewest yards/play by an Irish opponent since the 2015 season opener vs. Texas.
- ▶ Notre Dame limited NC State to just 2 of 14 on third down. In fact, the Irish held the Wolfpack and Syracuse to a combined 5 of 29 on third down.
- ▶ Stanford gained 117 yards on 20 offensive plays in the first quarter, but Notre Dame held the Cardinal to 55 yards on 13 plays from scrimmage in the second quarter. Stanford mustered only 53 yards on 11 offensive plays during the third quarter.
- ▶ Miami scored two offensive touchdowns at Notre Dame, with the Irish recording 12 tackles for loss and holding the Hurricanes to just 18 rushing yards on 35 attempts.

DEFENSIVE STATISTICS

	First 16 Quarters	Last 14 Quarters
SCORING	161	60
Points Per Game	35.8	17.1
FIRST DOWNS	102	63
Rushing	43	26
Passing	49	32
Penalty	10	5
Average Per Game	22.7	18.0
RUSHING YARDAGE	863	418
Yards gained rushing	943	573
Yards lost rushing	80	155
Rushing Attempts	201	145
Average Per Rush	4.3	2.9
Average Per Game	191.8	119.4
TDs Rushing	12	3
PASSING YARDAGE	1277	547
Comp-Att-Int	89-139-4	56-99-2
Average Per Pass	9.2	5.5
Average Per Catch	14.3	9.8
Average Per Game	283.8	156.3
TDs Passing	9	1
TOTAL OFFENSE	2140	965
Total Plays	340	244
Average Per Play	6.3	4.0
Average Per Game	475.6	275.7
3RD-DOWN Conversions	27/69	18/53
3rd-Down Pct	39.1%	32.3%
4TH-DOWN Conversions	4/7	2/6
4th-Down Pct	57.1%	33.96%
SACKS BY-Yards	1-7	2-21
OFFENSIVE TOUCHDOWNS SCORED	22	4
RED-ZONE SCORES	(17-19) 89.5%	(6-9) 66.7%
RED-ZONE TOUCHDOWNS	(14-19) 73.7%	(4-8) 50.0%

NCAA RANKINGS

	Sept. 30	Oct. 31
3rd Down Conversion Pct Defense (128 ranked)	92	49
First Downs Defense (128 ranked)	89	57
Passing Yards Allowed (128 ranked)	87	68
Red Zone Defense (116 ranked)	79	51
Rushing Defense (128 ranked)	98	60
Scoring Defense (128 ranked)	100	67
Team Passing Efficiency Defense (128 ranked)	111	76
Total Defense (128 ranked)	103	54

DEFENSE SLOWS FAST START BY ORANGE

- ▶ Syracuse entered the Oct. 1 game with one of the nation's most potent offenses. The Orange got off to a fast start, recording 281 yards on the first 29 plays of the game during the first quarter, an average of 9.69 yards per game.
- ▶ The Irish defense stepped-up, limiting Syracuse to just 208 yards on the final 59 plays of the game, an average of just 3.53 yards per game.
- ▶ Notre Dame forced four straight punts and a turnover on downs on Syracuse's first five drives of the second half as the Irish pulled away. The turnover on downs came on a short field, which saw SU begin the drive on the Notre Dame 34-yard line.

CHARGING OUT OF THE GATES

- ▶ A trend Notre Dame hopes continues into 2016, the Irish took advantage of fast starts last season, outscoring opponents 123-71 in the first quarter of games in 2015. After jumping out to a 17-0 first quarter lead on Miami, the Irish hold a 75-37 advantage in the opening quarter and Notre Dame has scored first in seven of its eight games this season.
- ▶ Notre Dame has trailed only four times over 2015-16 after the first quarter - at No. 12 Clemson (Oct. 3), at No. 9 Stanford (Nov. 28), vs. No. 6 Ohio State in the Fiesta Bowl (Jan. 1) and at NC State during Hurricane Matthew (Oct. 8).
- ▶ Notre Dame forced a three-and-out on the opening possession of its first four games last fall and has currently allowed a score on its opponent's opening possession in just seven of its last 20 games.

KIZER'S STAR RISING AS DUAL THREAT

- ▶ Since earning the starting nod in the season opener at Texas on Sept. 4, QB **DeShone Kizer** has taken control of the Irish offense.
- ▶ Kizer ranks among the top-30 nationally in passing yards/completion (15th/14.25), points responsible/game (15th/17.3), points (15th/138), passing yards/attempt (18th/8.46) and total offense (26th/294.3).
- ▶ Only six quarterbacks rank among the nation's top 50 in both passing touchdowns and rushing touchdowns.

	Passing TDs	Rank	Rushing TDs	Rank
Patrick Mahomes, Texas Tech	28	3	10	16
Lamar Jackson, Louisville	22	10	16	1
Quinton Flowers, USF	17	22	10	16
DeShone Kizer, Notre Dame	16	30	7	50
Greg Ward, Houston	14	42	8	35
Trevor Knight, Texas Tech	13	44	9	25

- ▶ Kizer has rushed for a touchdown in 11 of his last 14 games, while he has thrown for a score in 17 of his 21 career starts. In 12 of his 21 starts, he has both thrown and rushed for a touchdown. The NC State game, played in Hurricane Matthew on Oct. 1, was the first time in his career Kizer did not account for at least one touchdown in a start.

IRISH QBs AT HOME IN MEADOWLANDS

- ▶ In piloting the Irish to a 50-33 win over Syracuse at MetLife Stadium on Oct. 1, QB **DeShone Kizer** continued a string of success by Notre Dame quarterbacks at the home of the NFL's New York Giants and Jets.
- ▶ Kizer threw for a career-best 471 yards (23-35, 3 TDs) against the Orange, the third most in school history and the most ever in an Irish victory. It was also the most by an Irish QB under head coach **Brian Kelly**. His 20.48 yards per completion were just shy of the NCAA record of 22.9 (minimum 22 completions).
- ▶ Kizer was 5-7 for 170 yards and two touchdowns in the first quarter. When coupled with QB **Everett Golson's** performance in the final three quarters of the last appearance at MetLife (a 31-15 win over Syracuse in 2014), Irish quarterbacks had a four-quarter stretch that saw them go 32-38 for 492 yards and six touchdowns.

NYLES AHEAD

- ▶ Junior LB **Nyles Morgan** has emerged as the heart of the Irish defense, recording a team-best 67 tackles, 6.0 tackles for loss, four sacks and three pass break-ups. He added his first career fumble recovery at NC State.
- ▶ Morgan's 67 solo tackles this season are good for an average 5.5 per game. That clip ranks 25th in the country.
- ▶ Helping lead an Irish defense which improved throughout the Syracuse game, Morgan had eight tackles, one sack and 1.5 tackles for loss against the Orange.

IT'S JARRON

- ▶ Graduate DL **Jarron Jones** earned the game ball as he led the Irish in stuffing the run against Miami. Jones recorded six tackles for loss, the most by an Irish player since at least 1997. He added a pass-break-up and had one of those TFLs as a sack of Miami QB Brad Kaaya.
- ▶ As a team, the Irish recored 12 tackles for loss, holding Miami to 15 rushing yards. That was the lowest total on the ground by an Irish opponent since the 2012 Oklahoma game.

ALMOST PERFECT BALANCE

- ▶ Notre Dame's high-flying offense remains as balanced as its quarterback. Adjusting sacks from rushing plays (as credited by the NCAA) to passing plays (as intended), the Irish have 273 running plays this season and 279 passing plays for a run-pass percentage of 49.5%.
- ▶ In 2015, Notre Dame had 453 running plays and 411 passing attempts for a run-play percentage of 52.4%.
- ▶ In 2014, Notre Dame had 463 passing plays and 484 rushing plays, a mere 51.1 percent lead towards runs.
- ▶ In 2013, Notre Dame had 440 rushing attempts and 429 passing attempts, giving the Irish a balanced 50.6 percent run attack. Similarly adjusting the eight sacks that the NCAA considers rushing plays, the 2013 numbers would have been even closer as Notre Dame would have 432 rushing attempts and 437 passing plays, a 50.3 percent tilt towards passing.

**Fighting Irish
In The NFL (Updated Oct. 30)****Arizona Cardinals**

WR Michael Floyd..... Season: 19 rec, 257 yds, 3 TDs
TE Troy NiklasSeason: 3 games played, 1 reception

Baltimore Ravens

DE Kapron-Lewis Moore*
OT Ronnie Stanley..... Season: 5 games started

Buffalo Bills

S Robert Blanton.....Last week: 8 tackles

Carolina Panthers

LS J. J. Jansen.....Season: 7 games played

Cincinnati Bengals

TE Tyler Eifert.....Last week: 9 rec, 109 yds, TD
DB KeiVarae Russell

Cleveland Browns

RB George Atkinson III..... Season: 5 KR, 85 yds, 3 tackles

Dallas Cowboys

OG Zack Martin..... Season: 7 games started
LB Jaylon Smith#

Detroit Lions

WR TJ Jones*
RB Theo RiddickLast game: 11 run, 56 yds, 8 rec, 71 yds, TD
WR Golden Tate.....Last week: 7 rec, 42 yds

Houston Texans

WR Will FullerSeason: 25 rec, 372 yds, 2 TD, PR TD
OG Nick Martin#

Indianapolis Colts

S Matthias FarleySeason: 8 games played, 4 tackles

Jacksonville Jaguars

DT Sheldon Day.....Season: 7 games played, 3 tackles
TE Ben Koyack.....Last Week: 5 rec, 41 yds

Minnesota Vikings

TE Kyle Rudolph..... Season: 28 rec, 300 yds, 3 TDs
S Harrison Smith..... Season: 49 tackles, 1.0 sack, 2 FR

New York Giants

DE Romeo Okwara.....Season: 7 games played, 3 tackles
DE Ishaq Williams*

Pittsburgh Steelers

OT Ryan Harris#.....Season: 4 games played
DE Stephon Tuitt.....Season: 20 tackles, 1 PBU

San Diego Chargers

ILB Manti Te'o#..... Season: 17 tackles (IR after Wk. 3)
OG Chris Watt#

San Francisco 49ers

NT Ian Williams#

Seattle Seahawks

RB C.J. Prosise Last Week: 4 run, 23 yds, 4 rec, 80 yds

Tennessee Titans

TE Anthony Fasano Season: 8 games played, 4 rec, 36 yds,TD
CB Cody Riggs.....Season: 3 games played

Washington Redskins

S David Bruton Jr.#.....Season: 28 tackles, 1 sack, 2 break-ups

* - Practice Squad

- Reserved/Injury List

IRISH CASH IN ON NEVADA DURING SECOND QUARTER

- ▶ In the 39-10 victory over Nevada in the home opener, Notre Dame used a 25-point outburst in the second quarter to pull away.
- ▶ The scoring opened with a 21-yard field goal from **Justin Yoon** before the Irish finally found the endzone on a seven-yard pass from **DeShone Kizer** to **C.J. Sanders**. The Wolf Pack then made a mental error on the ensuing kickoff, resulting in an Irish safety, before WR **Kevin Stepherson** and RB **Tarean Folston** gave the Irish rushing touchdowns and a 25-0 halftime lead.
- ▶ It was Notre Dame's highest scoring quarter since hanging 28 in the second quarter of a 42-21 win at Pittsburgh in 2005.
- ▶ The safety was the first recorded by the Irish since 2003, when the Cardinal had a bad snap exit the endzone on a punt during a 57-7 Notre Dame victory.

ST. BROWN EMERGES AS BIG PLAY THREAT

- ▶ WR **Equanimeous St. Brown** had his second multi-touchdown game of the season against Syracuse in the Meadowlands. The sophomore made four catches for 182 yards and two touchdowns. The scoring grabs were 79 yards and 67 yards.
- ▶ With two touchdown receptions at that distance, St. Brown became the first Irish receiver with multiple touchdown catches of at least 67 yards in one game since **Michael Floyd** in 2009.
- ▶ Floyd made touchdown catches of 70 and 88 yards in a 35-0 victory over Nevada that season.

E-Q EQUALS TREND FOR BIG OFFENSIVE OPENERS

- ▶ WR **Equanimeous St. Brown** made his first career start on opening night at Texas (Sept. 4) and proceeded to catch five passes for 75 yards and a pair of touchdowns. The second TD, a 30-yard pass from **DeShone Kizer**, proved particularly memorable as St. Brown's cartwheel into the end zone after being hit just short of the goal line became an immediate viral sensation.
- ▶ The two scores continued a recent trend for the Irish. In each of the past six season openers, a member of the Notre Dame team has scored at least two TDs. Against Texas in 2015, **Will Fuller** had two TD catches and **Josh Adams** had two TD runs. In 2014 against Rice, **Everett Golson** ran for three TDs. Facing Temple in 2013, **DaVaris Daniels** hauled in a pair of TD grabs. The 2012 opener in Ireland against Navy saw **Theo Riddick** and **George Atkinson** rush for two TDs apiece. In the 2011 opener against South Florida, **Michael Floyd** caught a pair of TDs.
- ▶ The last Irish opener without a player scoring two TDs came in a 23-12 win over Purdue in 2010 when the Irish got single TDs from **Armando Allen** and **TJ Jones**, along with three **David Ruffer** field goals.

FOUR CAPTAINS NAMED FOR 2016 SEASON

- ▶ On August 24, Notre Dame head coach **Brian Kelly** announced four captains for the 2016 team, senior wide receiver **Torii Hunter Jr.**, senior left tackle **Mike McGlinchey**, senior linebacker **James Onwualu**, and senior defensive lineman **Isaac Rochell**.
- ▶ Reflecting the national nature of Notre Dame's recruiting base, all four are from different states as Hunter hails from Texas, McGlinchey from Pennsylvania, Onwualu from Minnesota and Rochell from Georgia. The last time Notre Dame had at least four captains, all from different states came in 2009 with **Jimmy Clausen** (California), **Eric Olsen** (New York), **Kyle McCarthy** (Ohio) and **Scott Smith** (Illinois).
- ▶ It marks the first time since 2011 that a member of the Martin family has not served as a team captain. **Zack Martin**, now an All-Pro guard for the Dallas Cowboys served as a captain in 2012 and 2013 while his brother **Nick Martin**, now a center for the Houston Texans, served as a captain in 2014 and 2015. The Martins become the first pair of brothers to serve as team captains for the Notre Dame football team over multiple seasons, and are only the second brother combination in program history to be named captain along with **Bob Golic** (1978) and **Mike Golic Sr.** (1984).

HE'S NO. 1!

- ▶ New for the 2016 season, head coach **Brian Kelly** has opted not to issue the coveted uniform number one. Instead, it is being awarded in a weekly basis to the player who best represents the ideals of the program on and off of the field. Worthy candidates are nominated weekly by the team captains and are debated by the coaching and support staff with the selection revealed in the locker room following pregame warmups.
- ▶ If an offensive lineman is chosen, they are duly recognized but ineligible to wear the number one during the game itself due to NCAA rules restricting down linemen to uniform numbers ranging from 50-79. This occurred for the first time with Quenton Nelson receiving the honor against Duke.
- ▶ Following the loss to Duke, Michigan passed Notre Dame in all-time winning. As a result, the No.1 jersey will not be awarded until the Irish move back atop the all-time winning percentage list.

Game	No. 1 Recipient	Stats
at Texas (Sept. 4)	LB James Onwualu	Eight tackles (three solo), one tackle for loss
Nevada (Sept. 10)	CB Cole Luke	Two tackles (both solo)
Michigan State (Sept. 17)	RB Josh Adams	12 rushes, 33 yards
Duke (Sept. 24)	OL Quenton Nelson	Start

TOUGH TO BEAT WHEN WINNING THE RUSHING BATTLE

- ▶ Since the start of the 2005 season, Notre Dame has won 62 of its past 68 games when recording more rushing yards than its opponent, including a 3-0 mark this season when out-gaining the opponent on the ground.
- ▶ Last season, the Irish had a 6-1 mark when out-rushing their opponent (wins over Texas, Virginia, UMass, USC, Temple and Wake Forest with a loss at Stanford).
- ▶ Seventh-year head coach **Brian Kelly** has his own fairly remarkable run when his teams outrush their opponents. He is 180-27-1 in his career and 42-6 at Notre Dame when winning the rushing battle. Notre Dame's record when outrushing the opponent the last few years:

Year	Record
2016	3-0
2015	6-1
2014	5-1
2013	5-2
2012	10-0
2011	6-2
2010	7-0

30 IS THE WAY TO CARRY THE DAY

- ▶ The number 30 has proven critical when predicting Notre Dame's overall success.
- ▶ The Irish stand at 39-10 (.796) in its last 49 games when they have run the ball at least 30 times. Notre Dame had a run of 26 consecutive games where it did not lose a game in which it had at least 30 rushing attempts snapped on Oct. 18, 2014, at No. 2 Florida State. The Irish ran the ball effectively against the Seminoles, gaining 157 yards on 35 carries (4.5 average) but lost a game for the first time when carrying the ball at least 30 times since an 18-14 defeat vs. Florida State in the 2011 Champs Sports Bowl in Orlando.
- ▶ Notre Dame had lost eight straight games when rushing less than 30 times until defeating Miami, 30-27, with 29 rushes on Oct. 29. The prior victory also game with 29 rushes, a 59-33 win over Air Force in 2011.
- ▶ The Irish have run the ball at least 30 times in all but two of their last 20 games, extending back to a loss at USC on Nov. 29, 2014, in which the Irish had just 25 carries against the Trojans during a loss at the Los Angeles Memorial Coliseum. The lone exception came against in the loss to Michigan State this season, when the Irish ran the ball 25 times.
- ▶ Notre Dame ran the ball at least 30 times in each of its 13 games in 2015.
- ▶ The Irish went 8-3 in 2014 when rushing the ball at least 30 times. Notre Dame carried the ball at least 30 times in each of its first 10 games along with its Music City Bowl win over No. 22 LSU.

DOUBLE CENTURY GROUND GAME

- ▶ Notre Dame is 39-5 since the start of the 2002 season when it gains 200 or more yards rushing, including 239 yards in a win over Nevada.
- ▶ Notre Dame ran for 206 yards on 46 carries in the season-opener at Texas on Sept. 4 in a rare losing effort when crossing the 200 rushing yards plateau. Notre Dame has ran for at least 200 yards in four of its last five season openers, just missing the mark in 2013 against Temple.
- ▶ The Irish opened the 2015 season by rushing for 214 yards in its 38-3 win over Texas, 253 yards at Virginia on Sept. 12, 215 against No. 14 Georgia Tech on Sept. 19 and 457 against UMass on Sept. 26.
- ▶ Last year marked the first time that Notre Dame has opened a season with four consecutive 200-yard rushing efforts since 1989 when Notre Dame reeled off 11 in a row to begin the campaign before being held to 142 yards at Miami (Fla.) on Nov. 25.
- ▶ Notre Dame rushed for 1,139 yards over its first four games of the 2015 season. It marked the most rushing yards for an Irish squad through four games since 1992 (1,264 yards).
- ▶ The Irish ran for at least 200 yards six times in 2015, posting a 5-1 record in those contests. The lone loss came at No. 9 Stanford (Nov. 28) when the Irish ran for 299 yards but lost, 38-36. The 299 rushing yards are the most surrendered by Stanford on its home field since Washington ran for 388 on Nov. 3, 2007.
- ▶ Notre Dame capped its 2014 season in style with 263 rushing yards in a Music City Bowl win over No. 22 LSU. Only Auburn and Mississippi State (both 268) ran for more yards against the Tigers last year.
- ▶ Combining that Music City Bowl sum and the first four games of 2015, it marks the first time the Irish have run for at least 200 yards in five consecutive games at any point in a season since ending the 2000 season with six straight 200-yard rushing efforts.

IRISH HANG ONTO THE FOOTBALL

- ▶ Notre Dame's running backs have established an impressive resume for holding onto the football since the arrival of head coach **Brian Kelly**. Through seven games this year, running backs **Josh Adams** (101 rushes), **Dexter Williams** (32) and **Tarean Folston** (49) have combined for 182 carries without losing a fumble.
- ▶ Arguably the most impressive 2016 performance came in Hurricane Matthew at NC State. In a game featuring 10 fumbles between the two teams, Adams and Williams combined for 20 carries and did not put the ball on the ground.
- ▶ In 2015, **C.J. Prorise** (156 carries), Adams (117), Williams (21), Folston (3) and **Josh Anderson** (2) carried the ball 299 times while losing just three fumbles, one coming amidst the rains of Hurricane Joaquin at No. 12 Clemson on Oct. 3 and the other two against the nation's top-ranked defense in Boston College on Nov. 21.
- ▶ Notre Dame running backs have lost 15 fumbles over 2,221 carries since 2010, an average of just one lost fumble for every 148.1 carries.
- ▶ Here is a look at the success Irish running backs have had in terms of ball security since the arrival of head coach **Brian Kelly**:

Year	Carries by RBs	Fumbles Lost
2010	325	2
2011	357	3
2012	378	3
2013	383	2
2014	316	2
2015	299	3
2016	182	0
Total	2,240	15

HOME IS WHERE THE HEART IS

- ▶ The offseason addition of **Jeff Burris** to the Notre Dame football staff as a senior defensive analyst only adds to the bevy of Irish legends currently helping the 2016 team. Burris, a consensus All-American and team captain in 1993, first round NFL Draft pick by the Buffalo Bills and 10-year NFL veteran, spent the past three seasons as the assistant defensive backs coach for the Miami Dolphins.
- ▶ In 2015, three former Irish stars were added to head coach **Brian Kelly**'s staff.
- ▶ Arguably the best defensive back Notre Dame has produced, defensive backs coach **Todd Lyght** was a two-time consensus All-American and a starter on the 1988 national championship team. The fifth overall pick in the 1991 NFL Draft by the St. Louis Rams, Lyght played in the league for 12 years. He earned All-Pro accolades and won a Super Bowl ring with the Rams in Super Bowl XXXIV.
- ▶ Running backs coach **Autry Denson** was a three-year starter and two-time team Most Valuable Player, Denson starred for Notre Dame from 1995-98. He is the all-time leading rusher in school history with his 4,318 yards.
- ▶ Former Irish quarterback **Ron Powlus** rejoined the Irish last year as the program's director of player development. Powlus is charged with helping the intellectual, social and spiritual development of the team's student-athletes. He is the program's primary point of contact with the student welfare and development and academic services for student-athletes in addition to holding a role coordinating community service projects.

Notre Dame Football Coaching Staff Game Day Locations		
Name	Position	Game Day
Brian Kelly	Head Coach	Sideline
Mike Denbrock	Associate Head Coach/Wide Receivers	Sideline
Greg Hudson	Defensive Analyst	Sideline
Mike Sanford	Offensive Coordinator/Linebackers	Press Box
Mile Elston	Linebackers/Recruiting Coordinator	Press Box
Scott Booker	Tight Ends/Special Teams Coordinator	Sideline
Autry Denson	Running Backs	Sideline
Keith Gilmore	Defensive Line	Press Box
Harry Hiestand	Offensive Line	Sideline
Todd Lyght	Defensive Backs	Sideline

**2016 Notre Dame
Football Media Information**

Interview requests and media access for the 2016 Notre Dame football team are administered by lead football contact Michael Bertsch and assistant football contact Michael Scholl.

CONTACT INFORMATION

- Michael Bertsch** **mberts1@nd.edu**
 Office: (574) 631-8642
 Cell: (574) 532-4154
 Twitter: @NdsidBertschy
- Michael Scholl** **mscholl@nd.edu**
 Office: (574) 631-4780
 Cell: (574) 876-6248
 Twitter: @MikeSchollND

BRIAN KELLY AVAILABILITY

During game weeks, Irish head coach Brian Kelly will be available for a Tuesday press conference, a Sunday conference call and an informal media briefing after practice Thursday. Media looking for the conference call numbers should contact Michael Bertsch.

TUESDAY - Noon-12:45 p.m. EDT

- ▶ Isban Auditorium at Guglielmino Athletics Complex
- ▶ This press conference will function as a look ahead at the upcoming weekend's opponent and other football-related issues.
- ▶ Coordinates: Galaxy 19 C; Transponder: 5 Slot # 3, 6MHz; Symbol Rate: 3.9787; Data Rate: 5.500; FEC: 3/4; Downlink: 3797 – Vertical (Available from 11:45-12:45 p.m. ET)

WEDNESDAY - 11:10 a.m. EDT

- ▶ Atlantic Coast Conference weekly football teleconference weeks when Notre Dame is playing an ACC opponent (Sept. 21 and 28, Oct. 5 and 26, Nov. 16)

THURSDAY - 6:30 p.m. EDT

- ▶ Post-practice at Isban Auditorium

SUNDAY - 2-2:30 p.m. EDT

- ▶ This conference call will function as a look back at the previous Saturday's game.

For accredited members of the media who want to attend the weekly press conference, contact Michael Bertsch or Michael Scholl for more information. The Guglielmino Athletics Complex is located on the east side of campus, behind the Joyce Center and the Rolfs Recreation Center and just north of LaBar Practice Complex.

The Guglielmino Athletics Complex auditorium can be accessed through the main entrance, which is located on the west side of the building (facing the main campus).

The Tuesday press conference will be streamed live (audio and video) and archived for future use on UND.com each week. A full printed transcript will be posted as well on the website.

PLAYER INTERVIEWS

WEDNESDAY - Noon EDT

Notre Dame captain/DeShone Kizer availability

The following Fighting Irish student-athletes will be available for interviews:
 WR Torii Hunter Jr. (Noon), OL Mike McGlinchey (12:30 p.m.)
 LB James Onwualu (12:30 p.m.), QB DeShone Kizer (1 p.m.)

WEDNESDAY - 6:45 p.m. EDT

Notre Dame student-athlete availability

The following Notre Dame student-athletes will be available for interviews:
 Defense - DL Isaac Rochell, DL Jarron Jones, S Drue Tranquill, CB Julian Love
 Offense - RB Equanimeous St. Brown, RB Josh Adams

Highlights will be available on WatchND and UND.com.

All requests must be submitted to Michael Bertsch by 5 p.m. ET Sunday.

Irish Among 2016 National Leaders

Category	Rank	Stat	National Leader	Stat
3rd Down Conversion Pct	96	0.360	Texas Tech	0.578
3rd Down Conversion Pct Def.	49	0.369	Michigan	0.155
4th Down Conversion Pct	62	0.500	Western Mich.	0.923
4th Down Conversion Pct Def.	35	0.429	Duke	0.000
Blocked Kicks	18	2	Oklahoma St., Miami (FL)	5
Blocked Kicks Allowed	111	3	53 teams tied	0
Blocked Punts Allowed	121	2	88 teams tied	0
Completion Percentage	78	0.575	Washington St.	0.725
Fewest Penalties	52	48	Navy	16
Fewest Penalties Per Game	52	6.00	Navy	2.29
Fewest Penalty Yards	58	424	Navy	126
Fewest Penalty Yards Per Game	58	53.00	Navy	18.00
First Downs Defense	57	165	Florida	96
First Downs Offense	97	157	Texas Tech	253
Fumbles Lost	99	8	Nevada, Iowa	1
Fumbles Recovered	82	4	Washington	12
Kickoff Return Defense	48	19.88	Memphis	15.00
Kickoff Returns	39	22.88	Troy	28.88
Net Punting	106	35.22	Utah	45.05
Passes Had Intercepted	63	7	Western Mich.	1
Passes Intercepted	73	6	Nebraska, Appalachian St., Utah	15
Passing Offense	35	263.8	Texas Tech	500.6
Passing Yards Allowed	68	228.0	Michigan	120.1
Passing Yards per Completion	15	14.16	Air Force	26.59
Punt Return Defense	124	16.79	Auburn	-1.50
Punt Returns	30	10.60	Texas A&M	27.11
Red Zone Defense	51	0.821	Michigan	0.583
Red Zone Offense	78	0.818	Kansas St.	0.974
Rushing Defense	60	160.1	Alabama	70.1
Rushing Offense	94	149.8	New Mexico	357.0
Sacks Allowed	91	2.50	Troy	0.14
Scoring Defense	67	27.6	Michigan	11.6
Scoring Offense	59	30.3	Louisville	50.0
Tackles for Loss Allowed	52	5.63	Missouri	2.13
Team Passing Efficiency	41	140.94	Washington	196.69
Team Passing Efficiency Defense	76	134.12	Florida	82.92
Team Sacks	107	1.38	Alabama	4.00
Team Tackles for Loss	78	5.8	Texas A&M	9.6
Time of Possession	81	28:48	Army West Point	35:53
Total Defense	54	388.1	Michigan	231.3
Total Offense	64	413.5	Louisville	603.3
Turnover Margin	108	-0.63	Washington	1.63
Turnovers Gained	90	10	Utah	23
Turnovers Lost (128 ranked)	96	15	Western Mich.	3

DeShone Kizer

Passing Efficiency	32	146.5
Passing TDs	30	16
Passing Yards	29	2,038
Passing Yards/Game	33	254.8
Passing Yards/Completion	15	14.25
Points	15	138
Points/Game	15	17.3
Rushing TDs	50	7
Total Offense	26	294.3
Yards/Pass Attempt	18	8.46

Equanimeous St. Brown

Receiving TDs	22	7
Receiving Yards	29	638
Receiving Yards/Game	27	85.4
Yards/Reception	31	18.46

CJ Sanders

Kickoff Return TDs	3	1
Combined Kick Returns	17	551
Kickoff Returns	30	25.1
Punt Returns	19	12.5

Nyles Morgan

Solo Tackles	25	5.5
--------------	----	-----

Jarron Jones

Blocked Kicks	3	2
---------------	---	---

Tyler Newsome

Punting	26	43.7
---------	----	------

Justin Yoon

Field Goal Percentage	48	.750
-----------------------	----	------

POSITION PREVIEWS

AMPLE DEPTH AT RUNNING BACK

► As anticipated, one of the better positional battles of preseason camp came from the running back corps where the starter for Texas was not named until the game-week selection of **Tarean Folston**.

► Folston started 10 games in 2014 and took the first snap of 2015 but would be lost for the season due to a knee injury after just three carries. Back at full-speed, Folston is ready to expand upon the form that saw him rush for 889 yards in 2014, gaining 5.1 yards per carry. He produced a quartet of 100-yard rushing efforts as a sophomore, including a 120 yards at Florida State and a career-high 149 yards against Navy.

► Sophomore **Josh Adams** stepped up after Folston's injury and set a Notre Dame freshman record by running for 835 yards in 2015. Averaging 7.1 yards per carry, Adams produced three of the top five single-game freshmen rushing performances in Irish lore, capped by his school freshman record 168 yards at Stanford. He eclipsed the 100-yard plateau in three of Notre Dame's final five games of the 2015 campaign.

► Adams reached the career 1,000 yard mark against Michigan State in his 16th career game. That marked the quickest an Irish player has reached the plateau since **Darius Walker** hit 1,000 yards in his 14th career game during the 2005 season.

► Adams has posted 416 yards on 89 rushes with a TD run, while Folston has run 45 times for 195 yards and a touchdown.

► Sophomore **Dexter Williams**, freshman **Tony Jones Jr.** and graduate student **Josh Anderson** provide extended depth at the position.

HARRY'S HEROES: OFFENSIVE LINE WILL BE STURDY AGAIN

► Under the mindful eye of coach **Harry Heistand**, the Notre Dame offensive line has seen four players selected in the first three rounds of the NFL draft over the past three years, including first rounders **Ronnie Stanley**, who went to Baltimore with the sixth overall pick in 2016, and **Zack Martin**, the 16th overall pick by the Dallas Cowboys in 2014.

► The unit aims to follow the lead of a 2015 unit which opened holes, protected passers and allowed the Irish to average 200 yards rushing and 200 yards passing per game. The Irish had not accomplished this feat since 1977. Through two games, the Irish are averaging 222.5 rushing yards and 221.5 passing yards per outing.

► Senior and team captain **Mike McGlinchey** has flipped over from starting right tackle to replace Stanley at left tackle. McGlinchey started all 13 games in 2015 and serves as a leader for this unit both on and off of the field. Senior **Hunter Bivin** brings 24 games worth of Notre Dame experience into the backup post behind McGlinchey.

► The stout **Quenton Nelson** earned a spot on Sports Illustrated's preseason All-American team and starts at left guard. The junior started 11 of the 12 games he played in last fall, ably filling the space between first-round pick Stanley at left tackle and second-round pick **Nick Martin** at center. Sophomore **Trevor Ruhland** is listed as Nelson's backup.

► Junior **Sam Mustipher** has earned the starting nod at center. Texas was his first career start after appearing in nine games last fall as a reserve and on special teams.

► The right guard position saw senior **Colin McGovern** edge out a tough challenge from sophomore **Tristen Hoge** during fall camp. McGovern made the first start of his career at Texas after playing in 10 games previously off of the bench. The nephew of former NFL running back Merrill Hoge, Tristen is also an option to see time as a backup center where he is competing with graduate student **Mark Harrell** for the role.

► Junior **Alex Bars** aims to continue to tradition of strong right tackles for the Irish, a starting role held by McGlinchey in 2015 and Stanley in both 2013 and 2014. Bars started two games at left guard last fall (wins over Navy and USC) in place of an injured Nelson before an ankle injury of his own against the Trojans prematurely ended Bars' season. Freshman **Tommy Kraemer** is slated to backup Bars.

WIDE OPEN WIDE RECEIVER POSITION

► Notre Dame has a talented yet inexperienced group of wide receivers.

► Aside from senior **Torii Hunter Jr.** (28 catches for 363 yards and two TDs in 2015), the unit entered the 2016 season combining for two career catches — an eight-yard grab by sophomore **Equanimeous St. Brown** (vs. UMass on Sept. 26) and a reception for zero yards by sophomore **C.J. Sanders** (vs. UMass on Sept. 26). The depth took another hit after Hunter made four catches for 37 yards in a score against Texas before suffering an injury and missing the Nevada game. He returned against Michigan State to make a team-leading five grabs for 95 yards.

► At Texas, Sanders caught three passes for 55 yards, including his first career receiving TD after scoring twice in 2015 on special teams. St. Brown led the Irish with five grabs for 75 yards and a pair of TDs in Austin. St. Brown also collected a touchdown pass against the Spartans.

► Junior **Corey Holmes** and sophomore **Miles Boykin** impressively proved difficult to cover on the Irish scout team last fall and will assuredly factor into the wide receiver playing mix in 2016. Both are listed as top reserves on the pre-Texas depth chart although Holmes ended up earning the start at slot receiver. Neither had a reception against the Longhorns.

► Early-enrolled freshman **Kevin Stepherson** and summer-enrolled freshmen **Chase Claypool** and **Javon McKinley** bring three of the country's most sought-after recruits into the wide receiver mix. Stepherson and Claypool each played at wide receiver at Texas with their reps increasing after Hunter was lost to an injury.

DURHAM ENDURES, LEADS TIGHT END CORPS

► Notre Dame has become "Tight End U" recently as each of the last six starting tight ends for the Irish have been NFL Draft picks, five of them being either first or second round NFL Draft picks, an esteemed roll that includes **Anthony Fasano** (2006 second round - Dallas), **John Carlson** (2008 second round - Seattle), **Kyle Rudolph** (2011 second round - Minnesota), **Tyler Eifert** (2013 first round - Cincinnati), **Troy Niklas** (2014 second round - Arizona) and **Ben Koyack** (2015 seventh round - Jacksonville).

► Head coach **Brian Kelly** will utilize a slew of options at this position in 2016. He welcomed back senior **Durham Smythe** at the top of the tight end rotation heading into the fall campaign. Smythe started at Texas and had an eight-yard catch during the contest and scored his first touchdown of the season on a 12-yard catch against Michigan State.

► Smythe started the first two games of 2015 and proved to be a dependable blocker and pass catcher before suffering an injury in the waning seconds at Virginia. He returned to the starting lineup against Ohio State in the BattleFrog Fiesta Bowl.

► Junior **Nic Weishar** made a pair of starts (at Clemson and Stanford) in place of Smythe last fall, seeing action in 12 of 13 games overall. He caught three passes on the year and proved a capable blocker.

► Junior **Tyler Luatua** is another option at tight end, playing in 10 games with a trio of starts, including the Fiesta Bowl. Senior **Jacob Matuska**, a 270-pound converted defensive lineman, will also try his hand at tight end in 2016 after having a productive fall camp.

WEALTH OF EXPERIENCE AT QUARTERBACK

► Few teams can match the level of winning experience that the Irish possess at quarterback. Notre Dame has a pair of signal callers in junior **DeShone Kizer** and senior **Malik Zaire** who started games last year against "Power 5" competition and proved victorious in those matchups.

► Notre Dame is one of just five teams nationally that returns multiple starting quarterbacks who beat a "Power 5" team in 2015. Auburn (Jeremy Johnson and Sean White), Louisville (Kyle Bolin and Lamar Jackson), Miami, Fla. (Brad Kaaya and Malik Rosier) and Texas (Jerrod Heard and Tyrone Swoopes) are the other four schools.

► Notre Dame is in this enviable position for the first time since the 2011 season when both **Dayne Crist** and **Tommy Rees** returned after leading the Irish as a starter to victories over power conference schools in 2010.

KIZER A YEAR WISER

► When **Malik Zaire** was lost for the 2015 season following an injury in the second game, **DeShone Kizer** found himself as the proverbial "next man in" and under center on the road at Virginia with the Irish trailing in the final minute. Kizer led the team on an 80-yard game-winning drive capped by a 39-yard TD pass to **Will Fuller** with 12 seconds remaining in the game.

► That play at Virginia would culminate the first of three late fourth quarter go-ahead drives engineered by the poised first-year starter, all coming on the road. At No. 21 Temple on Oct. 31, Kizer drove the Irish 75 yards, capped by a 17-yard TD pass to Will Fuller with 2:09 remaining, to lift Notre Dame to a 24-20 win. At No. 13 Stanford on Nov. 28, Kizer capped an 88-yard march to pay dirt with a two-yard TD run that put the Irish on top, 36-35, with 30 seconds to play. Unfortunately, the Cardinal would get a 45-yard game-winning field goal as time expired to claim the win.

► Another road-game highlight for Kizer came at Pittsburgh on Nov. 7 as he completed 19 of 26 passes for 262 yards with five TDs against the Panthers. The five TD passes matched the school record for a road game, most recently tied when **Tommy Rees** threw for five at Air Force on Oct. 26, 2013. The record had been set by **Brady Quinn** at Michigan State in 2006 and also accomplished twice by **Jimmy Clausen** - against Hawaii in the 2008 Hawaii Bowl and at Stanford in 2009.

► In addition to the five TD passes, Kizer also ran for a TD at Pitt. The 36 points accounted for a school record for a road game. It tied for second-best overall, trailing only the 37 points accounted for by **Art Smith** against Loyola-Chicago on Oct. 28, 1911. Smith accounted for seven TDs in an era where they were worth five points apiece and also added two extra points.

► Kizer produced against elite foes in 2015. In five starts against ranked teams, he posted a 140.14 passer rating, including a 60.5 completion percentage, 1,381 passing yards and seven TD passes. He also ran for five other TDs, part of a 10-rushing TD season which set a single-season school record for quarterbacks.

MALIK IS ON FLEEK

► In both cases where **Malik Zaire** started a game and not been victimized by injury, he has excelled against college football royalty.

► Zaire made his first career start and earned MVP honors in the 2014 Music City Bowl victory over LSU. He completed 80 percent of his passes while also running for 96 yards and a TD.

► Under center for the 2015 season opener against Texas, Zaire wrote his name into the Irish record book as he completed 19 of 22 passes for 313 yards and three TDs in a 38-3 win over the Longhorns. He became just the fifth Notre Dame player to throw for over 300 yards on Opening Day. Zaire's completion percentage of 86.4 ranks second in school history for any game and stands as the best mark since 1984.

► Zaire's season was cut short in week two at Virginia but not before he ran for 87 yards against the Cavaliers while throwing for 115 more and a TD.

RO-SHELL GAME ALONG DEFENSIVE LINE

► Five players who have started a game on the Irish defensive line return for 2016 led by **Isaac Rochell**. The Bednarik and Nagurski Award candidate has started 28 games over the past two seasons. His 63 tackles last fall leads all returning defensive linemen, a sum which included 7.5 tackles for loss. Rochell is tied for the team lead with 4.0 tackles for loss through the first three games, while totaling 16 tackles and adding four QB hurries.

► Graduate student **Jarron Jones** returns at full-speed from an injury suffered last August that kept him out of every game except for the BattleFrog Fiesta Bowl contest against Ohio State. Jones had started 11 games in 2014, amassing 7.5 TFLs and showed flashes of his old self against the Buckeyes, pressuring J.T. Barrett into an interception that later turned into an Irish touchdown. He owns five tackles thus far.

► Junior **Daniel Cage** (seven games) and sophomore **Jerry Tillery** (three games) both bring starting experience to the defensive tackle position and top the list of candidates for starting roles both alongside and behind Jones.

► Junior **Andrew Trumbetti**, who started three of his 12 appearances in 2015, is another returning force at defensive end. He saved his best performance of the season for last, making two TFLs, including a sack, against Ohio State. Trumbetti has made four tackles this season.

► Early-enrolled freshman **Daelin Hayes** was limited in spring drills due to a high school injury but will also push for a prominent role in 2016. Hayes has played in all three games with two tackles.

HOLES TO FILL FOR HOLE-FILLING LINEBACKERS

► Senior **James Onwualu** returns for his third year starting at strongside linebacker. Onwualu recorded 38 tackles last fall, including six for a loss. The team captain ranks second on the Irish with 5.5 tackles for loss, along with 37 total tackles to rank fourth on the team.

► Selected to wear the number one jersey for the contest, Onwualu played many snaps as a fourth down lineman in the season opener at Texas (Sept. 4) as the Irish spent most of the game in a 3-3-5 nickel. He went on to make eight tackles with one for a loss, before following with five solo tackles and two for a loss against Nevada.

► The unit must replace a pair of captains and three-year starters in **Joe Schmidt** and **Jaylon Smith**. The faces lined up to fill those roles are junior **Nyles Morgan** in the middle and junior **Greer Martini** on the weakside.

► Morgan emerged at the end of 2014 when he started four games in place of an injured Schmidt. He ended up playing in all 13 games of the 2015 season as a backup linebacker and on special teams. Morgan debuted with aplomb in 2016, making a career-high 13 tackles to lead the Irish at Texas (Sept. 4). He has paced the Irish defense with 58 tackles.

► Martini played in all 13 games last fall, starting four, including contests against option-based offenses in Georgia Tech and Navy. Martini made nine stops against the Midshipmen in 2015, matching his career high set against Navy in 2014.

► Notre Dame's 2015 Defensive Scout Team Player of the Year, sophomore **Asmar Bilal**, is slated to backup Martini while freshman **Jamir Jones** is poised to lineup first behind Onwualu. Bilal and Jones have both seen action in all three games.

► Sophomore **Te'von Coney** will likely see the field as well, entering 2016 as Morgan's backup. He played in 12 games as a freshman in 2015, but similar to Martini, missed all of spring practice. Coney made his first career start against Nevada, recording five solo tackles and one for a loss. On the year, he's made 41 tackles, third on the team.

DEFENSIVE BACKS MOSTLY BACK

► Four players return to the Irish secondary with starting experience while some talented newcomers will aim to leave a mark on the depth chart too.

► Senior **Cole Luke** is the veteran of the group. He has started each of the 36 games over the 2014-16 seasons at cornerback. Luke ranked among the national leaders with his 15 passes defended in 2014 and applied ample pressure on opposing receivers in 2015. Luke had a tackle for loss among his two stops in the season opener at Texas (Sept. 4) and also broke up a pass before adding two more tackles against Nevada.

- ▶ A good battle was waged in fall practice to replace **KeiVarae Russell** at the other cornerback spot between sophomores **Nick Coleman** and **Shaun Crawford**.
- ▶ Crawford won the job, but Coleman will certainly see plenty of playing time. Both ended up starting at Texas while the Irish extensively used their nickel package.
- ▶ Coleman saw action in all 13 games as a freshman, mainly on special teams.
- ▶ Crawford, who missed all of last season following ACL reconstructive surgery in August '15, suffered a season-ending achilles injury against Nevada after making five tackles and adding a pass break-up.
- ▶ Junior **Nick Watkins**, who started in Russell's place against Ohio State in the Fiesta Bowl, has been limited for most of fall camp following Spring surgery for a broken arm. He had a second surgery in October and will miss the rest of the 2016 campaign.
- ▶ Early-enrolled freshman **Devin Studstill** turned a lot of heads during a solid spring and will garner immediate playing time. He played much of the second half of the Texas game at safety before making his first career start versus Nevada. Studstill then collected his first career interception against the Spartans.
- ▶ Junior **Drue Tranquill** returns from injury in 2016. He brings veteran experience and maturity to the strong safety position. Sixth-year performer **Avery Sebastian** will also see time on the field after starting against the Longhorns.
- ▶ A quartet of freshmen, CB **Julian Love**, S **Jalen Elliott**, CB **Troy Pride Jr.** and CB **Donte Vaughn**, have all seen significant playing time this season.

HERE'S TO YOON!

- ▶ On the heels of a freshman All-American debut season for the Irish, **Justin Yoon** returns as a stabilizing force.
- ▶ Yoon made each of his last 12 field goals entering the 2016 season, not missing since Sept. 12, 2015, at Virginia. Although snapped when his first attempt at Texas on Sept. 4 was blocked, it ranks as the fourth-longest streak in school history:

Most Consecutive Field Goals Made

Player (Years)	FGs
1. David Ruffer (2009-10)	23
2. Nick Tausch (2009)	14
3. Mike Johnston (1982)	13
4. Justin Yoon (2015)	12
5. John Carney (1984-85)	10

- ▶ Yoon tallied 95 points last fall (50 PATs and 15 field goals), the most in Irish lore by a freshman, the third-most by any kicker and the ninth-most for any player regardless of position.
- ▶ Yoon showed a remarkable consistency to reach that high point total, successfully making 88.2% of his field goals, ranking sixth in the nation last fall and first among freshmen.
- ▶ Yoon's range included a 52-yard field goal against Navy in 2015 which ranked the third-longest in school history and the longest nationally by a 2015 freshman.

NEWSOME'S AWESOME

- ▶ His personality is hardly quiet, but junior **Tyler Newsome** very quietly put together one of the finest seasons ever by an Irish punter in 2015.
- ▶ Newsome's punting average of 44.5 yards stands first in Notre Dame history with a minimum of 50 boots. Aiding this is the 52.4-yard average from the UMass game on Sept. 26, 2015, that established a single-game school record for a minimum of five punts.
- ▶ Newsome's 44.5-yard average ranked 15th in the nation last year but the mere average conceals his fine work in placement. Of his 55 punts, 21 (38%) found themselves inside the opponent's 20-yard line.
- ▶ In the 2016 season opener at Texas, his top punt went for 53 yards. He added a 53-yarder among five kicks against Nevada, giving him 23 boots of at least 50 yards in 15 career games played.
- ▶ He unleashed a 71-yard boot against Michigan State, just the 12th punt in school history to go over 70 yards and the longest since Hunter Smith drilled a 79-yard punt against Arizona State in 1998.

SPECIAL SPECIALISTS

- ▶ Notre Dame brings back a significant amount of special teams experience beyond merely those who will lay their feet on the ball.
- ▶ Graduate student **Scott Daly** is in his fourth consecutive year serving as Notre Dame's long snapper. Daly has been flawless on both long and short snaps over the past two years. He also made a critical play in the 2015 Shamrock Series win over Boston College at Fenway Park when he recovered a fumble of a muffed punt at the Eagles' four-yard line.

- ▶ Last fall, returner **C.J. Sanders** was one of nine players in the nation, and the only freshman, to return both a punt and a kickoff for a touchdown. The speedy wide receiver and son of former Tennessee Titans receiver Chris Sanders returns in 2016 aiming to build upon a freshman season where his 640 kickoff return yards ranked eighth for a single season in school history. He leads the Irish in all-purpose yards in 2016 with 123.3 per game.
- ▶ This fall, sophomore running back **Dexter Williams** will look to take some kickoff returns along with Sanders while fleet-footed sophomore wide receiver **Chris Finke**, a former walk-on awarded a scholarship on August 22, will backup Sanders on punt returns. Williams had a 20-yard kickoff return in the season-opener at Texas.
- ▶ Junior quarterback **Montgomery VanGorger** is poised to step in as the holder for placement kicks, a role where he served as a backup to **DeShone Kizer** in 2015, seeing action only in the win over UMass.

SPECIAL TEAMS TOUCHDOWNS

- ▶ Although not a TD, it felt like one when Notre Dame returned a blocked extra point for two points with 3:29 remaining in regulation at Texas (Sept. 4) to force overtime. **Jarron Jones** swatted away Trent Dominique's kick and **Shaun Crawford** raced it the length of the field from there. It marked Notre Dame's first defensive extra point since **Allen Rossum** also tallied off of a blocked kick against Texas in 1995.
- ▶ In blocking Syracuse's first point-after attempt of the day and returning it for two points, it marked the second time this season Notre Dame blocked a point-after attempt and returned it for two points of its own. **Jarron Jones** blocked the extra point and **Cole Luke** returned it for two points.
- ▶ Sophomore **C.J. Sanders** returned a kickoff 93 yards for a touchdown vs. Syracuse. It was his second career kickoff return for TD (93 yards at Stanford in 2015).
- ▶ The Irish scored four touchdowns on special teams in 2015. The Irish had not seen four special teams TD in a single season since 2000.
- ▶ The first special teams TD came at Virginia (Sept. 12) when the Irish faked a field goal and holder **DeShone Kizer** threw a seven-yard TD pass to **Durham Smythe**.
- ▶ Notre Dame's second special teams TD came on a 50-yard punt return by **C.J. Sanders** against UMass (Sept. 26).
- ▶ The third Irish special teams TD of 2015 came against USC (Oct. 17) when **Equanimeous St. Brown** blocked a punt and **Amir Carlisle** returned it five yards for a TD.
- ▶ Notre Dame's fourth special teams TD came on a 93-yard kickoff return by Sanders at Stanford (Nov. 28).

GREAT FOR TELEVISION

- ▶ Notre Dame has appeared on national or regional television in 298 consecutive games entering the Miami, Fla. game.
- ▶ The Irish have made 415 appearances on network television -- more than any other school.

OFFICIAL NOTRE DAME FOOTBALL POSTGAME SHOW

- ▶ The Official Notre Dame Football Postgame Show will again be broadcast live following the conclusion of every Notre Dame game on News and Sports Radio WSBT 96.1 FM and 960 AM along with Sunny 101.5 FM and WatchND (WatchND.tv). The show is hosted by **Jack Nolan**, Irish All-American **Reggie Brooks** and a special former player guest host each week.

OFFICIAL BRIAN KELLY RADIO SHOW

- ▶ The **Brian Kelly** Radio Show began live at 7:30 p.m. ET on Sept. 1. University of Notre Dame football fans can attend the show at O'Rourke's in Eddy Street Commons. It will be video streamed live on WatchND at UND.com and broadcast live on WSBT 96.1 FM and 960 AM in South Bend. The show can be heard later in the week on WXNT 1430 AM in Indianapolis, WJRW 1340 AM in Grand Rapids, KOMJ 1490 AM in Freemont/Omaha, Nebraska, KCRD 98.3 FM, Dubuque, Iowa and KASR 92.7 FM in Conway/Little Rock, Arkansas. The video of the show will be archived on WatchND and an audio podcast of the show will be available on both WatchND and iTunes.
- ▶ Remaining dates for the shows are Sept. 15, 22 and 29; Oct. 6, 13 and 27; Nov. 3, 10 and 17.
- ▶ Hosted by **Jack Nolan**, "The Brian Kelly Radio Show" is a production of Fighting Irish Media.

INSIDE NOTRE DAME FOOTBALL WITH BRIAN KELLY

- ▶ Taped on Sunday afternoons, "Inside Notre Dame Football" will feature a recap of the week's contest, Notre Dame player features and more. The show can be seen locally Sunday evenings on WNDU-TV following the late local news. It will also re-air on WNDU-TV the following Saturday morning at 6:30 a.m. as well as 90 minutes prior to kickoff of Notre Dame home games. All shows can also be viewed on WatchND at UND.com starting Monday of each week. Inside Notre Dame Football airs on a total of 39 affiliates worldwide reaching nearly 164 million households.

NOTRE DAME ON NBC SPORTS NETWORK

- ▶ NBC Sports Network will air a series of documentary-style programs dedicated to the Irish, produced in conjunction with Fighting Irish Media.
- ▶ The first feature will chronicle the 1966 national championship team and debuts on NBCSN at 11:30 p.m. ET on Sept. 17, following coverage of the Michigan State game.
- ▶ The second half-hour documentary will focus on the burgeoning rivalry against Stanford, a series which has seen several dramatic finishes in recent years. This program will debut on NBCSN at 5 p.m. ET on Oct. 11.
- ▶ A half-hour special on the life of **Corey Robinson** will debut on NBCSN at 5 p.m. ET on Oct. 25. Robinson played wide receiver for the Irish from 2013-15 but will spend his senior year as a student coach along with serving as Notre Dame's student government President.
- ▶ The 2016 Shamrock Series game against Army will feature the mantra "God, Country, Notre Dame" on the Irish uniforms, a phrase which is carved in stone above the side door of Notre Dame's Basilica of the Sacred Heart. Learn more about this phrase and how it permeates through both the University and its football team on NBCSN at 5 p.m. ET on Nov. 8.
- ▶ NBCSN will also show highlights from the team's annual ECHOES gala awards show at 12:30 p.m. ET on Dec. 17.

NOTRE DAME FUTURE SCHEDULES

- ▶ The following is Notre Dame's schedule for the 2017 season:

2017 Season

Date	Opponent	Site
Sept. 2	Temple	Notre Dame Stadium (Notre Dame, Ind.)
Sept. 9	Georgia	Notre Dame Stadium (Notre Dame, Ind.)
Sept. 16	at Boston College	Alumni Stadium (Chestnut Hill, Mass.)
Sept. 23	at Michigan State	Spartan Stadium (East Lansing, Mich.)
Sept. 30	Miami (Ohio)	Notre Dame Stadium (Notre Dame, Ind.)
Oct. 7	at North Carolina	Kenan Memorial Stadium (Chapel Hill, N.C.)
Oct. 21	USC	Notre Dame Stadium (Notre Dame, Ind.)
Oct. 28	NC State	Notre Dame Stadium (Notre Dame, Ind.)
Nov. 4	Wake Forest	Notre Dame Stadium (Notre Dame, Ind.)
Nov. 11	at Miami (Fla.)	Hard Rock Stadium (Miami Gardens, Fla.)
Nov. 18	Navy	Notre Dame Stadium (Notre Dame, Ind.)
Nov. 25	at Stanford	Stanford Stadium (Stanford, Calif.)

- ▶ As the 2017 season coincides with the opening of the Campus Crossroads Project, the Shamrock Series will take a one-year hiatus, allowing for the Irish to play seven games at Notre Dame Stadium. Seven home games will match the school record established in 1988 and matched in 1999, 2006, 2007, 2009 and 2010.

- ▶ Beyond 2017, the University has announced four other marquee home-and-home series.
- ▶ While Notre Dame will play Georgia at Notre Dame Stadium on Sept. 9, 2017, the Irish will return the game, going to Sanford Stadium to play "between the hedges" on Sept. 21, 2019.
- ▶ Michigan returns to the Notre Dame football schedule on Sept. 1, 2018, when the Wolverines travel to Notre Dame Stadium. The Irish will play in Ann Arbor on Oct. 26, 2019.
- ▶ The Irish will face Ohio State in a future home-and-home series. Notre Dame will take on Ohio State on Sept. 3, 2022, at Ohio Stadium with the Buckeyes travelling to South Bend on Sept. 23, 2023.
- ▶ Notre Dame will take on Texas A&M in a home-and-home series. The Irish will face the Aggies on Aug. 31, 2024, in College Station, Texas. Texas A&M will play at Notre Dame Stadium on Sept. 27, 2025.
- ▶ As a part of its 60-game, 12-year scheduling agreement with the Atlantic Coast Conference that runs through 2025, Notre Dame will play the following ACC foes. Specific dates have been announced through the 2019 season, along with the 2021 Florida State game.

2018: Home: Syracuse (Sept. 22), Pittsburgh (Oct. 20) and Florida State (Nov. 10). Away: Virginia Tech (Oct. 13) and Wake Forest (Nov. 17).

2019: Home: Virginia (Sept. 28), Virginia Tech (Nov. 2), Boston College (Nov. 23). Away: Louisville (Sept. 2/Labor Day) and Duke (Nov. 9).

2020: Home: Clemson, Duke and Louisville. Away: Georgia Tech, Pittsburgh and Wake Forest.

2021: Home: Georgia Tech and North Carolina. Away: Florida State (Sept. 6/Labor Day), Virginia and Virginia Tech.

2022: Home: Boston College and Clemson. Away: North Carolina and Syracuse.

2023: Home: Pittsburgh and Wake Forest. Away: Clemson, Duke, Louisville and North Carolina State.

2024: Home: Florida State, Miami and Virginia. Away: Georgia Tech.

2025: Home: North Carolina State and Syracuse. Away: Boston College, Miami and Pittsburgh.

- ▶ Navy has announced that its Oct. 27, 2018, home game against the Irish will be played at Qualcomm Stadium in San Diego, California.

BLEACHER REPORT FORGES GROUND-BREAKING SOCIAL MEDIA PARTNERSHIP

- ▶ Bleacher Report, a preeminent next generation content creation company, will be Notre Dame football's exclusive social content partnership throughout the season. The B/R social team will be embedded with the Irish during the entire season to create custom content for the program's national fan base.
- ▶ The collaboration will consist of full behind-the-scenes access to Notre Dame including practice, locker room, game day activities, home and away games, travel, academic classrooms and a wide array of student and campus life. The array of content will include a weekly video feature, Facebook Live streams, short shareable social packages and game day Snapchat takeovers, distributed across Bleacher Report's website and Team Stream mobile app -- reaching more than 250 million users -- along with B/R social platforms with an audience of more than 200 million fans.
- ▶ The new content partnership will include compelling human drama pieces, player interviews, features, scripted humor skits and powerful social visuals.

CAMPUS CROSSROADS PROJECT CONSTRUCTION UNDERWAY

- ▶ Construction on the Campus Crossroads Project, a \$400 million project that will use the University of Notre Dame's iconic football stadium as a hub for new facilities supporting academic and student life initiatives, began on November 23, 2014, the day after the home finale against Louisville.
- ▶ The Campus Crossroads Project is the largest building project in the University's 172-year history, integrating the academy, student life and athletics with the construction of more than 750,000 square feet in three new buildings attached to the west, east and south sides of the University's iconic football stadium, at a projected cost of \$400 million.
- ▶ The plan features three new structures attached to and serving the stadium -- the Duncan Student Center (west side of the stadium) for student life services, including space for student organizations, a recreation center and career center; Corbett Family Hall (east side of the stadium) for the anthropology and psychology departments and a digital media center; and a south building for the Department of Music and the Sacred Music at Notre Dame program. The Duncan Student Center and Corbett Family Hall buildings also will include some 3,000 to 4,000 premium seats for the football stadium with supporting club amenities.
- ▶ The project also will enhance the football fan experience on game days. A variety of premium seating options -- both indoor and outdoor and mostly club seats -- will be available on three upper levels on the east and west sides. A hospitality area also is planned for the south end of the stadium.
- ▶ The most visible change at Notre Dame Stadium will involve the addition of a video board at the top of the south end of the venue, along with ribbon boards along the east and west sides of the stadium.
- ▶ More information about the project is available online at Crossroads.nd.edu.

**Notre Dame Football
Roster Information**

NUMERICAL			ALPHABETICAL						
No.	Name	Pos.	No.	Name	Pos.	Ht.	Wt.	Cl./Elg.^	Hometown/High School
2	*Williams, Dexter	RB	33	*Adams, Josh	RB	6-1 5/8	220	So./2	Warrington, PA/Central Bucks South
3	*Sanders, C.J.	WR	41	Agoro, Temitop	WR	6-1	185	Fr./1	Riverdale, MD/Parkdale
4	*Coney, Te'von	LB	46	*Anderson, Josh	RB	5-9	205	Gr./4	Chatsworth, CA/Notre Dame
4	VanGorder, Montgomery	QB	24	Assaf, Mick	WR	6-0	185	Fr./1	Atlanta, GA/Pace Academy
5	**Morgan, Nyles	LB	43	Ball, Brian	WR	5-11	185	So./1	Indianapolis, IN/Bishop Chatard
6	*St. Brown, Equanimeous	WR	30	Barajas, Josh	LB	6-1 5/8	240	So./1	Valparaiso, IN/Andean
7	*Watkins, Nick	CB	71	*Bars, Alex	OL	6-6	320	Jr./2	Nashville, TN/Montgomery Bell Academy
7	*Wimbush, Brandon	QB	22	Bilal, Asmar	LB	6-2	230	So./1	Indianapolis, IN/Ben Davis
8	Sebastian, Avery	S	70	*Bivin, Hunter	OL	6-5 1/2	308	Sr./3	Owensboro, KY/Apollo
9	**Zaire, Malik	QB	34	Bongiovi, Jesse	CB	5-9 1/2	194	Sr./3	Brooklyn, NY/Poly Prep
9	Hayes, Daelin	DL	55	*Bonner, Jonathan	DL	6-3	286	Jr./2	Chesterfield, MO/Parkway Central
10	Finke, Chris	WR	12	Book, Ian	QB	5-11 1/2	200	Fr./1	El Dorado Hills, CA/Oak Ridge
10	*Jones, Alizé	TE	50	Boudreaux, Parker	OL	6-2 3/4	295	Fr./1	Winter Garden, FL/Bishop Moore
11	Brent, Justin	RB	81	Boykin, Miles	WR	6-3 5/8	222	So./1	Tinley Park, IL/Providence Catholic
12	**Butler, Devin	CB	11	Brent, Justin	RB	6-1 1/2	220	Jr./2	Speedway, IN/Speedway
12	Book, Ian	QB	63	Bush, Sam	OL	6-3 1/2	305	Jr./2	Newport Beach, CA/Mater Dei
13	**Luatua, Tyler	TE	12	**Butler, Devin	CB	6-0 1/2	200	Sr./4	Washington, DC/Gonzaga
14	*Kizer, DeShone	QB	67	Byrne, Jimmy	OL	6-4	300	Jr./2	Cleveland, OH/St. Ignatius
14	Studstill, Devin	S	75	*Cage, Daniel	DL	6-0 3/4	315	Jr./3	Cincinnati, OH/Winton Woods
15	Holmes, Corey	WR	87	Centlivre, Keenan	WR	6-5 1/2	225	Jr./2	Fort Wayne, IN/Bishop Dwenger
16	**Hunter Jr., Torii	WR	43	Chererson, John	K	5-9	178	Sr./3	Erie, PA/Cathedral Prep
17	***Onwuualu, James	LB	83	Claypool, Chase	WR	6-4	220	Fr./1	Abbotsford, BC/Abbotsford
17	Henry, Nolan	QB	24	*Coleman, Nick	CB	5-11 1/2	195	So./2	Dayton, OH/Archbishop Alter
18	Pride Jr., Troy	CB	4	*Coney, Te'von	LB	6-0 3/4	235	So./2	Palm Beach Gardens, FL/Palm Beach Gardens
18	Sheridan, Buster	WR	20	Crawford, Shaun	CB	5-8 1/2	185	So./1	Lakewood, OH/St. Edward
19	*Yoon, Justin	K	61	***Daly, Scott	LS	6-1 1/2	250	Gr./4	Downers Grove, IL/South
20	Crawford, Shaun	CB	97	Dew-Treadway, Micah	DL	6-4	300	So./1	Bolingbrook, IL/Bolingbrook
21	Elliott, Jalen	S	95	Dickerson, Marquis	DL	6-1 1/2	285	Sr./3	Marianna, AR/Lee
22	Bilal, Asmar	LB	74	Eichenberg, Liam	OL	6-5 3/4	280	Fr./1	Cleveland, OH/Saint Ignatius
23	**Tranquill, Drue	S	21	Elliott, Jalen	S	5-11 3/4	195	Fr./1	Richmond, VA/Lloyd C. Bird
24	*Coleman, Nick	CB	54	Feist, Lincoln	DL	6-1 3/4	315	So./2	Rapid City, SD/St. Thomas More
24	Assaf, Mick	WR	28	*Fertitta, Nicco	S	5-8 1/4	185	So./2	Las Vegas, NV/Bishop Gorman
25	**Folston, Tarean	RB	10	Finke, Chris	WR	5-9 1/4	180	So./2	Kettering, OH/Archbishop Alter
26	Webster, Austin	WR	25	**Folston, Tarean	RB	5-9 1/2	214	Sr./3	Cocoa, FL/Cocoa
26	White, Ashton	CB	35	Hammann, Grant	WR	5-11 3/4	192	Jr./2	Dyersville, IA/Beckman
27	Love, Julian	CB	75	*Harrell, Mark	OL	6-4	306	Gr./4	Charlotte, NC/Catholic
28	*Fertitta, Nicco	S	9	Hayes, Daelin	DL	6-3 1/2	250	Fr./1	Belleville, MI/Skyline
28	Ross, Austin	RB	93	Hayes, Jay	DL	6-3	285	Jr./2	Brooklyn, NY/Poly Prep Country Day
29	Stepherson, Kevin	WR	17	Henry, Nolan	QB	6-1	195	So./2	Vancouver, WA/Union
29	Kohler, Sam	K	66	Hoge, Tristen	OL	6-4 1/4	310	So./1	Pocatello, ID/Highland
30	Barajas, Josh	LB	15	Holmes, Corey	WR	6-0 1/2	190	Jr./3	Pembroke Pines, FL/St. Thomas Aquinas
31	Perry, Spencer	S	37	Hunter, Omar	WR	5-9	195	Sr./3	Harlingen, TX/Harlingen
32	Morgan, D.J.	S	16	**Hunter Jr., Torii	WR	6-0	195	Sr./3	Prosper, TX/Prosper
33	*Adams, Josh	RB	49	Hutson, Brandon	LB	6-2 1/2	230	So./2	Battle Creek, MI/Harper Creek Community
34	Bongiovi, Jesse	CB	10	*Jones, Alizé	TE	6-4 1/2	240	So./2	Las Vegas, NV/Bishop Gorman
34	Jones Jr., Tony	RB	44	Jones, Jamir	LB	6-2 3/4	225	Fr./1	Rochester, NY/Aquinas Institute
35	Hammann, Grant	WR	94	**Jones, Jarron	DL	6-5 1/2	315	Gr./4	Rochester, NY/Aquinas Institute
35	Vaughn, Donte	CB	45	Jones, Jonathan	LB	5-11	220	Fr./1	Ocoee, FL/Oak Ridge
36	***Luke, Cole	CB	34	Jones Jr., Tony	RB	5-10 3/4	215	Fr./1	St. Petersburg, FL/IMG Academy
37	Hunter, Omar	WR	53	Kareem, Khalid	DL	6-3 3/4	270	Fr./1	Pontiac, MI/Harrison
37	Regan, Robert	S	64	Kilander, Ryan	DL	5-11 3/4	310	Jr./2	Rancho Santa Margarita, CA/Santa Margarita
38	McIntosh, Deon	WR/RB	14	*Kizer, DeShone	QB	6-4 1/4	230	Jr./2	Toledo, OH/Central Catholic
38	Schilling, Christopher	S	29	Kohler, Sam	K	6-0	175	Jr./2	Lincoln, NE/East
39	Recker, Drew	S	78	Kraemer, Tommy	OL	6-4 3/4	315	Fr./1	Cincinnati, OH/Elder
40	Murphy, Kier	LB	27	Love, Julian	CB	5-10 1/2	190	Fr./1	Westchester, IL/Nazareth Academy
40	Segobiano, Brett	RB	13	**Luatua, Tyler	TE	6-2 1/2	255	Jr./3	Paramount, CA/La Mirada
41	Thompson, Jimmy	LB	36	***Luke, Cole	CB	5-11	195	Sr./4	Chandler, AZ/Hamilton
41	Agoro, Temitop	WR	48	**Martini, Greer	LB	6-2 1/2	240	Jr./3	Cary, NC/Woodberry Forest (VA)
42	Okwara, Julian	DL	89	*Matuska, Jacob	TE	6-4 1/2	270	Sr./3	Columbus, OH/Bishop Hartley
42	Riney, Jeff	K/P	68	**McGlinchey, Mike	OL	6-7 1/2	310	Sr./3	Philadelphia, PA/William Penn Charter
43	Ball, Brian	WR	62	*McGovern, Colin	OL	6-4 1/2	310	Sr./3	New Lenox, IL/Lincoln-Way West
43	Chererson, John	K	38	McIntosh, Deon	WR/RB	5-10 3/4	180	Fr./1	Pompano Beach, FL/Cardinal Gibbons
44	Jones, Jamir	LB	88	McKinley, Javon	WR	6-1 1/2	210	Fr./1	Corona, CA/Centennial

**Notre Dame Football
Roster Information**

ALPHABETICAL

No.	Name	Pos.	Ht.	Wt.	Cl./Elg. [^]	Hometown/High School
96	Mokwuah, Pete	DL	6-2 3/4	317	Jr./2	Staten Island, NY/St. Joseph by-the-Sea
60	Montelus, John	OL	6-4	310	Sr./3	Everett, MA/Everett
32	Morgan, D.J.	S	6-1 1/2	200	Fr./1	Norwalk, CA/Saint John Bosco
5	**Morgan, Nyles	LB	6-0 3/4	245	Jr./3	Crete, IL/Crete-Monee
40	Murphy, Kier	LB	6-0	230	So./2	Rock Island, IL/Alleman
53	*Mustipher, Sam	OL	6-2 1/4	310	Jr./2	Olney, MD/Good Counsel
56	*Nelson, Quenton	OL	6-4 3/4	325	Jr./2	Holmdel, NJ/Red Bank Catholic
85	*Newsome, Tyler	P/K	6-2 1/2	210	Jr./2	Carrollton, GA/Carrollton
91	Ogundeji, Adetokunbo	DL	6-4	240	Fr./1	West Bloomfield, MI/Walled Lake Central
42	Okwara, Julian	DL	6-3 1/2	228	Fr./1	Charlotte, NC/Ardrey Kell
17	***Onwualu, James	LB	6-1	232	Sr./4	Saint Paul, MN/Cretin-Derham Hall
31	Perry, Spencer	S	6-3	204	Fr./1	Newnan, GA/IMG Academy (FL)
69	Plantz, Logan	OL	6-2	310	So./2	Frankfort, IL/Providence Catholic
18	Pride Jr., Troy	CB	5-11	180	Fr./1	Greer, SC/Greer Senior
39	Recker, Drew	S	5-11	205	Sr./3	Lindenhurst, IL/Lakes
37	Regan, Robert	S	6-2	200	So./2	Darien, IL/Hinsdale South
42	Riney, Jeff	K/P	5-9 3/4	175	So./2	Katy, TX/Seven Lakes
90	***Rochell, Isaac	DL	6-3 1/2	290	Sr./4	McDonough, GA/Eagle's Landing Christian
28	Ross, Austin	RB	5-10	200	Sr./3	Conyers, GA/Morgan County
49	Ross, Bailey	RB	5-10	200	Sr./3	Conyers, GA/Morgan County
57	Ruhland, Trevor	OL	6-3 1/4	300	So./1	Cary, IL/Cary-Grove Community
3	*Sanders, C.J.	WR	5-8	185	So./2	Granada Hills, CA/Notre Dame
38	Schilling, Christopher	S	5-11	205	Fr./1	Overland Park, KS/St. Thomas Aquinas
8	Sebastian, Avery	S	5-10	200	6th/4	McDonough, GA/Eagle's Landing Christian
40	Segobiano, Brett	RB	6-0	195	Fr./1	Bloomington, IL/Central Catholic
54	Shannon, John	LS	6-1 3/4	220	Fr./1	Lake Forest, IL/Loyola Academy
18	Sheridan, Buster	WR	6-3	205	Sr./3	Chicago, IL/Mount Carmel
85	Shinaver, Arion	WR	6-1	170	Fr./1	Noblesville, IN/Guerin Catholic
80	**Smythe, Durham	TE	6-4 1/2	245	Sr./3	Belton, TX/Belton
51	Spruell, Devyn	LB	6-1 1/4	240	So./2	Warren, NJ/Watchung Hills
6	*St. Brown, Equanimeous	WR	6-4	205	So./2	Anaheim, CA/Servite
29	Stepherson, Kevin	WR	6-0	181	Fr./1	Jacksonville, FL/First Coast
14	Studstill, Devin	S	6-0	198	Fr./1	Riviera Beach, FL/Palm Beach Gardens
84	Suttman, Ben	TE	6-2	240	Sr./3	Kettering, OH/Archbishop Alter
58	Taylor, Elijah	DL	6-2 3/4	285	So./1	Cincinnati, OH/Moeller
41	Thompson, Jimmy	LB	6-0	215	So./2	Hinsdale, IL/Central
77	Tiassum, Brandon	DL	6-3 1/2	302	So./1	Indianapolis, IN/Park Tudor
99	*Tillery, Jerry	DL	6-6 1/2	310	So./2	Shreveport, LA/Evangel Christian Academy
23	**Tranquill, Druce	S	6-1 1/2	225	Jr./2	Fort Wayne, IN/Carroll
98	**Trumbetti, Andrew	DL	6-3 1/2	255	Jr./3	Demarest, NJ/Northern Valley Regional
4	VanGorder, Montgomery	QB	6-0 1/4	215	Jr./2	Buford, GA/Buford
35	Vaughn, Donte	CB	6-2	200	Fr./1	Memphis, TN/Whitehaven
7	*Watkins, Nick	CB	6-0 1/4	200	Jr./3	DeSoto, TX/Bishop Dunne
26	Webster, Austin	WR	5-11 1/4	195	Jr./2	Beverly Hills, CA/Windward
82	*Weishar, Nic	TE	6-4	240	Jr./2	Midlothian, IL/Marist
26	White, Ashton	CB	5-10 3/4	195	So./1	Clinton, MD/Bishop McNamara
2	*Williams, Dexter	RB	5-10 3/4	210	So./2	Winter Garden, FL/West Orange
7	*Wimbush, Brandon	QB	6-1	225	So./2	Teaneck, NJ/St. Peter's Prep
19	*Yoon, Justin	K	5-9 3/4	190	So./2	Nashville, TN/Milton Academy (MA)
9	**Zaire, Malik	QB	6-0	225	Sr./3	Kettering, OH/Archbishop Alter

[^] Class (academic year)/Eligibility (athletic season) for the 2016 campaign

* Number of monograms earned

NUMERICAL

No.	Name	Pos.
45	Jones, Jonathan	LB
46	*Anderson, Josh	RB
48	**Martini, Greer	LB
49	Hutson, Brandon	LB
49	Ross, Bailey	RB
50	Boudreaux, Parker	OL
51	Spruell, Devyn	LB
53	Kareem, Khalid	DL
53	*Mustipher, Sam	OL
54	Feist, Lincoln	DL
54	Shannon, John	LS
55	*Bonner, Jonathan	DL
56	*Nelson, Quenton	OL
57	Ruhland, Trevor	OL
58	Taylor, Elijah	DL
60	Montelus, John	OL
61	***Daly, Scott	LS
62	*McGovern, Colin	OL
63	Bush, Sam	OL
64	Kilander, Ryan	DL
66	Hoge, Tristen	OL
67	Byrne, Jimmy	OL
68	**McGlinchey, Mike	OL
69	Plantz, Logan	OL
70	*Bivin, Hunter	OL
71	*Bars, Alex	OL
74	Eichenberg, Liam	OL
75	*Cage, Daniel	DL
75	*Harrell, Mark	OL
77	Tiassum, Brandon	DL
78	Kraemer, Tommy	OL
80	**Smythe, Durham	TE
81	Boykin, Miles	WR
82	*Weishar, Nic	TE
83	Claypool, Chase	WR
84	Suttman, Ben	TE
85	*Newsome, Tyler	P/K
85	Shinaver, Arion	WR
87	Centlivre, Keenan	WR
88	McKinley, Javon	WR
89	*Matuska, Jacob	TE
90	***Rochell, Isaac	DL
91	Ogundeji, Adetokunbo	DL
93	Hayes, Jay	DL
94	**Jones, Jarron	DL
95	Dickerson, Marquis	DL
96	Mokwuah, Pete	DL
97	Dew-Treadway, Micah	DL
98	**Trumbetti, Andrew	DL
99	*Tillery, Jerry	DL

PRONUNCIATION GUIDE

Assaf, Mick – Ace-saf	Fertitta, Nicco – fur-TEE-tah, KNEE-coh	Matuska, Jacob – muh-TUSK-uh	Regan, Robert – ray-gan
Barajas, Josh – buh-ra-haas	Finke, Chris – fink	McGlinchey, Mike – muh-GLINCH-ee	Riney, Jeff – rinny
Bilal, Asmar – bill-LAWL, az-MAR	Folston, Tarean – TAR-ee-an	McGovern, Colin – muh-GUV-earn	Segobiano, Brett – Say-gob-ee-an-oh
Bivin, Hunter – biv-in	Hammann, Grant – ham-in	Mokwuah, Peter – mock-wuh	Shinaver, Arion – Shin-uh-ver, R-E-on
Bongiovi, Jesse – bon-JOE-Vee	Harrell, Mark – HAIR-el	Montelus, John – MONT-uh-Iuss	St. Brown, Equanimeous – eck-wah-nihm-ee-ous
Centlivre, Keenan – CENT-liver	Hayes, Daelin – DAY-lun	Murphy, Kier – keer	Spruell, Devyn – spru-well
Cherson, John – chair-UH-son	Hoge, Tristen – hodge	Ogundeji, Adetokunbo – O-kin-dee-gee, Ah-duh-	Tiassum, Brandon – tee-ah-sum
Coney, Te'von – tay-von	Jones, Jarron – juh-RON	koon-bo	Weishar, Nic – wish-err
Feist, Lincoln – fyst	Kareem, Khalid – Kuh-lid	Onwualu, James – on-WALL-ew	Zaire, Malik – zy-EAR, muh-LEEK

**Notre Dame Football
Two-Deep Depth Chart**

Notre Dame Offense

WR	6	*Equanimeous St. Brown	6-5	205	So./2
	81	Miles Boykin	6-3 5/8	222	So./1
	83	Chase Claypool	6-4	220	Fr./1
WR	3	*C.J. Sanders	5-8	185	So./2
	15	Corey Holmes	6-0 1/2	190	Jr./3
	10	Chris Finke	5-9 1/4	180	So./1
LT	68	**MIKE MCGLINCHEY	6-7 1/2	310	Sr./3
	70	*Hunter Bivin	6-5 1/2	308	Sr./3
LG	56	*QUENTON NELSON	6-4 3/4	325	Jr./2
	57	Trevor Ruhland	6-3 1/4	300	So./1
C	53	*Sam Mustipher	6-2 1/4	310	Jr./2
	75	*Mark Harrell	6-4	306	Gr./4
RG	62	*Colin McGovern	6-4 1/2	310	Sr./3
	66	Tristen Hoge	6-4 1/4	310	So./1
RT	71	*Alex Bars	6-6	320	Jr./2
	78	Tommy Kraemer	6-4 3/4	315	Fr./1
TE	80	**Durham Smythe	6-4 1/2	245	Sr./3
	82	*Nic Weishar	6-4	240	Jr./2
	13	**Tyler Luatua	6-2 1/2	255	Jr./3
or	89	*Jacob Matuska	6-4 1/2	270	Sr./3
WR	16	**Torii Hunter Jr.	6-0	195	Sr./3
	29	Kevin Stepherson	6-0	181	Fr./1
	88	Javon McKinley	6-1 1/2	210	Fr./1
QB	14	*DESHONE KIZER	6-4 1/4	230	Jr./2
	9	**Malik Zaire	6-0	225	Sr./3
	7	*Brandon Wimbush	6-1	225	So./2
RB	33	*Josh Adams	6-1 5/8	220	So./2
	25	**Tarean Folston	5-9 1/2	214	Sr./3
or	2	*Dexter Williams	5-10 3/4	210	So./2

Notre Dame Special Teams

KO	19	*Justin Yoon	5-9 3/4	190	So./2
	85	*Tyler Newsome	6-2 1/2	210	Jr./2
PK	19	*Justin Yoon	5-9 3/4	190	So./2
	85	*Tyler Newsome	6-2 1/2	210	Jr./2
P	85	*Tyler Newsome	6-2 1/2	210	Jr./2
	42	Jeff Riney	5-9 3/4	175	So./2
LS	61	***Scott Daly	6-1 1/2	250	Gr./4
	54	John Shannon	6-1 3/4	220	Fr./1

Notre Dame Defense

DL	98	**Andrew Trumbetti	6-3 1/2	255	Jr./3
	9	Daelin Hayes	6-3 1/2	250	Fr./1
or	93	Jay Hayes	6-3	285	Jr./2
DL	75	*DANIEL CAGE	6-0 3/4	315	Jr./3
or	94	**Jarron Jones	6-5 1/2	315	Gr./4
	96	Pete Mokwuah	6-2 3/4	317	Jr./2
DL	99	*Jerry Tillery	6-6 1/2	310	So./2
	58	Elijah Taylor	6-2 3/4	285	So./1
	53	Khalid Kareem	6-3 3/4	270	Fr./1
DL	90	***ISAAC ROCHELL	6-3 1/2	290	Sr./4
	55	*Jonathan Bonner	6-3	286	Jr./2
	42	Julian Okwara	6-3 1/2	228	Fr./1
LB	5	**Nyles Morgan	6-0 3/4	245	Jr./3
	48	**Greer Martini	6-2 1/2	240	Jr./3
LB	17	***JAMES ONWUALU	6-1	232	Sr./4
	44	Jamir Jones	6-2 1/2	225	Fr./1
LB	4	*Te'von Coney	6-1	235	So./2
	22	Asmar Bilal	6-2	230	So./1
CB	27	Julian Love	5-10 1/2	190	Fr./1
	35	Donte Vaughn	6-2	200	Fr./1
	26	Ashton White	5-10 3/4	195	So./1
S	23	**Drue Tranquill	6-1 1/2	225	Jr./2
	21	Jalen Elliott	5-11 3/4	195	Fr./1
	31	Spencer Perry	6-3	204	Fr./1
S	14	Devin Studstill	6-0	198	Fr./1
	28	*Nicco Fertitta	5-8 1/4	185	So./2
	8	Avery Sebastian	5-10	200	6th/4
CB	36	***COLE LUKE	5-11	195	Sr./4
	18	Troy Pride Jr.	5-11	180	Fr./1
	24	*Nick Coleman	5-11 1/2	195	So./2

Notre Dame Special Teams

HLD	4	Montgomery VanGorder	6-0 1/4	215	Jr./2
	14	DeShone Kizer	6-4 1/4	230	Jr./2
PR	3	*C.J. Sanders	5-8	185	So./2
	10	Chris Finke	5-9 1/4	180	So./1
KR	3	*C.J. Sanders	5-8	185	So./2
	10	Chris Finke	5-9 1/4	180	So./1

Class (academic year)/Eligibility (athletic season)

* Number of monograms earned

ALL CAPS - returning starter from 2015

Positions with "or" are listed alphabetically

The Last Time

NOTRE DAME

Rushing

Had 400 or more yards:	vs. Massachusetts, 2015 (457)
Had 300 or more yards:	vs. Miami (Fla.), 2012 (376)
Had 70 or more rushing attempts:	vs. Michigan State, 1991 (76)
Had 60 or more rushing attempts:	vs. Navy, 2007 (63)
Had 50 or more rushing attempts:	vs. Massachusetts, 2015 (51)
Had eight or more rush TDs:	vs. Pittsburgh, 1965 (9)
Had seven rush TDs:	vs. Navy, 2011 (7)
Had six rush TDs:	vs. Massachusetts, 2015 (6)
Had five rush TDs:	vs. Miami (Fla.), 2012 (5)
Had four rush TDs:	vs. Navy, 2015 (4)
Had two players with 100 rush yards in a game:	at Stanford, 2015 (Josh Adams 168, DeShone Kizer 128)

Passing

Had 500 or more yards:	at USC, 1970 (526)
Had 400-499 yards:	vs. Syracuse, 2016 (471)
Had 300-399 yards:	vs. Duke, 2016 (381)
Had 50 or more pass attempts:	at Florida State, 2014 (52)
Had 40-49 pass attempts:	vs. Northwestern, 2014 (40)
Had 30-39 pass attempts:	vs. Miami, Fla., 2016 (38)
Had 35-39 pass completions:	at Clemson, 2015 (35)
Had 30-34 pass completions:	at Florida State, 2014 (31)
Had 25-29 pass completions:	vs. Miami, Fla., 2016 (25)
Had six or more passing TDs:	vs. BYU, 2005 (6)
Had five or more passing TDs:	at Texas, 2016 (5)
Had four or more passing TDs:	vs. Syracuse, 2014 (4)
Had three or more passing TDs:	vs. Syracuse, 2016 (3)
Had five or more passes intercepted:	vs. USC, 1967 (7)
Had four or more passes intercepted:	at Arizona State, 2014 (4)
Had three or more passes intercepted:	vs. Boston College, 2015 (3)

Receiving

Had two players with 100 receiving yards in a game:	vs. Boston College, 2015 (Chris Brown - 104, Amir Carlisle - 101)
Had a player with over 150 receiving yards in a game:	vs. Syracuse, 2016 (Equanimeous St. Brown - 182)
Had two players with 10 catches in a game:	vs. BYU, 2005 (Maurice Stovall - 14, Jeff Samardzija - 10)

Combination Offense

Had a 400-yard passer and 100-yard rusher in a game:	vs. Syracuse, 2016 (DeShone Kizer - 471, Josh Adams - 102)
Had a 300-yard passer and 100-yard rusher in a game:	vs. Syracuse, 2016 (DeShone Kizer - 471, Josh Adams - 102)
Had a 400-yard passer and 100-yard receiver in a game:	vs. Syracuse, 2016 (DeShone Kizer - 471, Equanimeous St. Brown - 182)
Had a 300-yard passer and 100-yard receiver in a game:	vs. Syracuse, 2016 (DeShone Kizer - 471, Equanimeous St. Brown - 182)
Had a 400-yard passer, 100-yard rusher and 100-yard receiver in a game:	vs. Syracuse, 2016 (DeShone Kizer - 471, Josh Adams - 102, Equanimeous St. Brown - 182)
Had a 300-yard passer, 100-yard rusher and 100-yard receiver in a game:	vs. Syracuse, 2016 (DeShone Kizer - 471, Josh Adams - 102, Equanimeous St. Brown - 182)
Had a 200-yard passer, 100-yard rusher and 100-yard receiver in a game:	vs. Syracuse, 2016 (DeShone Kizer - 471, Josh Adams - 102, Equanimeous St. Brown - 182)
Had a 400-yard passer and 100-yard rusher in a game:	vs. Syracuse, 2016 (DeShone Kizer - 471, Josh Adams - 102)
Had a 300-yard passer and 100-yard rusher in a game:	vs. Syracuse, 2016 (DeShone Kizer - 471, Josh Adams - 102)
Had a 200-yard passer and 100-yard rusher in a game:	vs. Syracuse, 2016 (DeShone Kizer - 471, Josh Adams - 102)
Had a 100-yard receiver and 100-yard rusher in a game:	vs. Syracuse, 2016 (Equanimeous St. Brown - 182, Josh Adams - 102)

Total Offense

Had 600 or more yards total offense:	vs. Syracuse, 2016 (654)
Had 500-599 yards total offense:	vs. Duke, 2016 (534)
Had 400-499 yards total offense:	vs. Miami, Fla., 2016 (411)
Had 100 or more plays total offense:	vs. Pittsburgh, 2012 (104)

Had 85-99 plays total offense:	at Florida State, 2014 (87)
Had 75-84 plays total offense:	at Texas, 2016 (76)

Scoring

Scored 60 or more points:	vs. Massachusetts, 2015 (62)
Scored 50-59 points:	vs. Syracuse, 2016 (50)
Scored 40-49 points:	at Texas, 2016 (47)
Scored 30-39 points:	vs. Miami, Fla., 2016 (30)
Scored a two-point conversion:	at Virginia, 2015
Allowed 60 or more points:	Never
Allowed 50-59 points:	at Texas, 2016 (50)
Allowed 40-49 points:	vs. Ohio State, 2015 (44)
Allowed 30-39 points:	vs. Syracuse, 2016 (33)
Was held scoreless:	at Boston College, 2008 (17-0)
Was held scoreless at home:	USC, 2007 (38-0)
Was held scoreless on the road:	at Boston College, 2008 (17-0)
Was held without offensive touchdown:	at NC State, 2016 (10-3)
Was held without offensive touchdown on the road:	at NC State, 2016 (10-3)
Was held without offensive touchdown at home:	vs. USC, 2007 (38-0)
Held opponent scoreless:	vs. Michigan, 2014 (31-0)
Held opponent scoreless at home:	vs. Michigan, 2014 (31-0)
Held opponent scoreless on the road:	at Purdue, 1993 (17-0)
Held opponent without offensive touchdown:	at NC State, 2016 (10-3)
Held opponent without offensive touchdown on the road:	at NC State, 2016 (10-3)
Held opponent without offensive touchdown at home:	vs. Texas, 2015 (38-3)
Held opponent scoreless at neutral site:	vs. Maryland (Giants Stadium - East Rutherford, NJ), 2002 (22-0)
Held two or more opponents scoreless in a season:	2002 vs. Maryland (22-0) vs. Rutgers (42-0)
Held three or more opponents scoreless in a season:	1976 vs. Purdue (23-0) at Northwestern (49-0), vs. Oregon (41-0)
Held four or more opponents scoreless in a season:	1966 vs. Army (35-0) vs. North Carolina (32-0), at Oklahoma (38-0), vs. Pittsburgh (40-0) vs. Duke (64-0), at USC (51-0)
Held five or more opponents scoreless in a season:	1966 vs. Army (35-0) vs. North Carolina (32-0), at Oklahoma (38-0), vs. Pittsburgh (40-0) vs. Duke (64-0), at USC (51-0)
Held six or more opponents scoreless in a season:	1966 vs. Army (35-0) vs. North Carolina (32-0), at Oklahoma (38-0), vs. Pittsburgh (40-0) vs. Duke (64-0), at USC (51-0)
Had multiple players with multiple TDs in a game:	vs. Texas, 2015 (Josh Adams - 2, Will Fuller - 2)

Turnovers

Did not commit a turnover:	at Texas, 2016
Committed six or more turnovers:	vs. Navy, 1984 (6)
Committed five turnovers:	vs. Boston College, 2015 (5)
Lost four or more fumbles:	vs. Michigan State, 1999 (4)
Lost three fumbles:	at Clemson, 2015 (3)
Recorded six or more takeaways:	vs. Michigan, 2012 (6)
Recorded five takeaways:	vs. Boston College, 2009 (5)
Returned two or more interceptions for TDs:	vs. Stanford, 2002 (2) (Shane Walton - 18 yards, Courtney Watson - 34 yards)
Returned an interception for a TD:	vs. Wake Forest, 2015 (1) (Andrew Trumbetti - 28 yards)
Returned a fumble for a TD:	vs. Northwestern, 2012 (1) (Austin Collinsworth - 32 yards)

Defense

Held opponent 50 or fewer rushing yards:	vs. Miami, Fla., 2016 (18)
Held opponent to 100 or fewer passing yards:	at NC State, 2016 (41)
Held opponent to 101-200 passing yards:	vs. Stanford, 2016 (120)
Held opponent to 201-300 yards total offense:	vs. Stanford, 2016 (296)
Held opponent to 200 or fewer yards total offense:	at NC State, 2016 (198)
Intercepted five or more passes:	vs. Michigan, 2012 (5)
Intercepted four passes:	vs. Rutgers (Pinstripe Bowl), 2013 (4)
Intercepted three passes:	vs. Michigan, 2014 (3)
Forced five or more fumbles:	vs. Washington, 2004 (5)
Forced four fumbles:	at UCLA, 2007 (4)
Forced three fumbles:	at NC State, 2016 (3)

The Last Time

Scored a safety:	vs. Nevada, 2016
Recorded nine or more sacks:	vs. Rutgers, 1996 (9)
Recorded eight sacks:	vs. Hawai'i (Hawai'i Bowl), 2008 (8)
Recorded seven sacks:	at Stanford, 2005 (7)
Recorded six sacks:	vs. Arizona State, 2013 (6)
Recorded five sacks:	vs. Miami, Fla., 2016 (5)
Held opponent to 10 or fewer first downs:	vs. Texas, 2015 (8)

Special Teams

Returned a punt for a TD:	vs. Massachusetts, 2015 (C.J. Sanders, 50 yards)
Returned a blocked punt for a TD:	vs. USC, 2015 (Amir Carlisle, 5 yards)
Returned a kickoff for a TD:	vs. Syracuse, 2016 (C.J. Sanders, 93 yards)
Returned a blocked FG for a TD:	at Air Force, 2006 (Terrail Lambert, 76 yards)
Blocked a punt:	vs. USC, 2015 (Equinameous St. Brown)
Punted 10 or more times:	USC, 2007 (10)
Did not punt:	vs. Navy, 2013
Blocked a field goal:	vs. LSU (Music City Bowl), 2014 (Isaac Rochell)
Had a field goal blocked:	at Texas, 2016
Blocked a PAT kick:	vs. Syracuse, 2016 (Jarron Jones)
Scored on a blocked PAT attempt:	vs. Syracuse, 2016 (Cole Luke)
Missed a kicking PAT:	vs. Nevada, 2016
Had a kicking PAT blocked:	vs. Northwestern, 2014
Opponent scored on a blocked PAT attempt:	vs. Northwestern, 2014
Had a punt blocked:	vs. Miami, Fla., 2016

Miscellaneous

Had 30 or more first downs:	vs. Massachusetts, 2015 (30)
Had 25-29 first downs:	vs. Syracuse, 2016 (25)
Had 20-24 first downs:	vs. Miami, Fla., 2016 (20)
Was not penalized:	at LSU, 1997
Had 10 or more penalties:	North Carolina, 2014 (10)
Had 120 or more yards in penalties:	at Rutgers, 2000 (120)
Had 40 minutes or more of possession time:	vs. Washington State, 2009 (40:54)
Had 35-40 minutes of possession time:	vs. Texas, 2015 (39:10)
Was involved in a tie game:	at USC, 1994 (17-17)
Was involved in an overtime game:	at Texas, 2016 (47-50)
Was involved in a double overtime game:	at Texas, 2016 (47-50)
Was involved in a triple overtime game:	vs. Pittsburgh, 2012 (29-26)
Was involved in a quadruple overtime game:	vs. Pittsburgh, 2008 (33-36)

A NOTRE DAME PLAYER

Rushing

Rushed for 250-299 yards:	Julius Jones at Pittsburgh, 2003 (262)
Rushed for 200-249 yards:	Julius Jones at Stanford, 2003 (218)
Rushed for 175-199 yards:	C.J. Prorise vs. Georgia Tech, 2015 (198)
Rushed for 150-174 yards:	Josh Adams at Stanford, 2015 (168)
Rushed for 125-149 yards:	DeShone Kizer at Stanford, 2015 (128)
Rushed for 100-124 yards:	Josh Adams vs. Syracuse, 2016 (102)
Quarterback rushed for 100 or more yards:	DeShone Kizer at Stanford, 2015 (128)
Rushed 40 or more times:	Allen Pinkett at LSU, 1984 (40)
Rushed 35-39 times:	Julius Jones vs. BYU, 2003 (35)
Rushed 30-34 times:	James Aldridge vs. Navy, 2007 (32)
Rushed 25-29 times:	Cierre Wood vs. Boston College, 2011 (26)
Rushed for four or more TDs:	Emmett Mosley vs. Navy, 1994 (4)
Rushed for three TDs:	C.J. Prorise vs. Navy, 2015 (3)
Rushed for two TDs:	DeShone Kizer vs. Michigan State, 2016 (2)
Had a run of 90 yards or more:	Josh Adams vs. Wake Forest, 2015 (98)
Had a run of 80-89 yards:	Robert Farmer vs. Boston College, 1996 (91)
Had a run of 70-79 yards:	DeShone Kizer at Temple, 2015 (79)
Had a run of 60-69 yards:	Josh Adams at Stanford, 2015 (62)
Had a run of 50-59 yards:	Dexter Williams vs. Syracuse, 2016 (59)

Passing

Passed for 500 or more yards:	Joe Theismann at USC, 1970 (526)
Passed for 400-499 yards:	DeShone Kizer vs. Syracuse, 2016 (471)
Passed for 300-399 yards:	DeShone Kizer vs. Duke, 2016 (381)
Attempted 50 or more passes:	Everett Golson at Florida State, 2014 (52)
Attempted 40-49 passes:	Everett Golson vs. Northwestern, 2014 (40)
Attempted 30-39 passes:	DeShone Kizer vs. Miami, Fla., 2016 (38)
Completed 30 or more passes:	Everett Golson at Florida State, 2014 (31)

Completed 20-29 passes:	DeShone Kizer vs. Miami, Fla., 2016 (25)
Threw six TDs:	Brady Quinn vs. BYU, 2005 (6)
Threw five or more TDs:	DeShone Kizer at Texas, 2016 (5)
Threw four or more TDs:	Everett Golson vs. Syracuse, 2014 (4)
Threw three or more TDs:	DeShone Kizer vs. Syracuse, 2016 (3)
Threw five or more interceptions:	Terry Hanratty vs. USC, 1967 (5)
Threw four interceptions:	Everett Golson at Arizona State, 2014 (4)
Threw three interceptions:	Tommy Rees vs. Boston College, 2015 (3)
Completed a pass of 90 yards or more:	Dayne Crist vs. Michigan, 2010 (95)
Completed a pass of 80-89 yards:	DeShone Kizer vs. Ohio State (Fiesta Bowl), 2015 (81)
Completed a pass of 70-79 yards:	DeShone Kizer vs. Syracuse, 2016 (79)
Completed a pass of 60-69 yards:	DeShone Kizer vs. Syracuse, 2016 (67)
Completed a pass of 50-59 yards:	DeShone Kizer vs. Miami, Fla., 2016 (53)

Receiving

Caught 15 or more passes:	Never
Caught 10-14 passes:	Michael Floyd vs. Boston College, 2011 (10)
Caught seven to nine passes:	Amir Carlisle vs. Boston College, 2015 (7)
Had 200 or more yards receiving:	Golden Tate at Stanford, 2009 (201)
Had 175-199 yards receiving:	Equinameous St. Brown vs. Syracuse, 2016 (182)
Had 150-174 yards receiving:	Will Fuller at Pittsburgh, 2015 (152)
Had 100-149 yards receiving:	Equinameous St. Brown vs. Duke, 2016 (116)
Caught four or more TDs:	Maurice Stovall vs. BYU, 2005 (4)
Caught three TDs:	Will Fuller at Pittsburgh, 2015 (3)
Caught two TDs:	Equinameous St. Brown vs. Syracuse, 2016 (2)

Total Offense

Had 500 or more yards total offense:	Joe Theismann at USC, 1970 (512)
Had 400-499 yards total offense:	DeShone Kizer vs. Syracuse, 2016 (472)
Had 100 yards both passing and rushing:	DeShone Kizer at Stanford, 2015 (234 passing, 128 rushing)

Scoring

Accounted for six or more touchdowns:	DeShone Kizer at Texas, 2016 (1 rushing, 5 passing)
Accounted for five touchdowns:	Everett Golson vs. Rice, 2014 (3 rushing, 2 passing)
Accounted for four touchdowns:	DeShone Kizer vs. Syracuse, 2016 (1 rushing, 3 passing)
Accounted for three touchdowns:	DeShone Kizer vs. Duke, 2016 (1 rushing, 2 passing)

Defense

Intercepted three or more passes:	Harrison Smith vs. Miami (Fla.), 2010 (3)
Intercepted two passes:	Cole Luke vs. Stanford, 2014 (2)
Recovered three or more fumbles:	Never
Forced two fumbles:	Maurice Crum, Jr. at UCLA, 2007 (2)
Recovered two fumbles:	Brian Smith vs. Michigan, 2008 (2)
Recorded 20 or more tackles:	Manti Te'o vs. Stanford, 2010 (21)
Recorded 15-20 tackles:	Dan Fox at Stanford, 2013 (15)
Recorded 10-14 tackles:	Drue Tranquill vs. Syracuse, 2016 (13)
Recorded 4.0 or more sacks:	Victor Abiamiri at Stanford, 2005 (4.0)
Recorded 3.0-3.5 sacks:	Romeo Okwara vs. Wake Forest, 2015 (3.0)
Recorded 2.0-2.5 sacks:	Nyles Morgan vs. Miami, Fla., 2016 (2.0)

Special Teams

Scored 17 or more points kicking:	Kyle Brindza vs. Rutgers (Pinstripe Bowl), 2013 (17)
Scored 15-16 points kicking:	Kyle Brindza at USC, 2012 (16)
Scored 10-14 points kicking:	Justin Yoon vs. Miami, Fla., 2016 (12)
Kicked five or more field goals:	Kyle Brindza vs. Rutgers (Pinstripe Bowl), 2013 (5)
Kicked four field goals:	Brandon Walker vs. Pittsburgh, 2008 (4)
Kicked two field goals of 50 or more yards:	Never
Kicked a field goal of 50 or more yards:	Justin Yoon vs. Navy, 2015 (52)
Kicked a punt 70 or more yards:	Tyler Newsome vs. Michigan State, 2016 (71)
Kicked a punt 60-69 yards:	Tyler Newsome at NC State, 2016 (69)
Punted 10 or more times:	Geoff Price vs. USC, 2007 (10)
Totalled 175 or more kickoff return yards:	C.J. Sanders at Stanford, 2015 (182)
Totalled 100 or more punt return yards:	Golden Tate at Pittsburgh, 2009 (101)

AN OPPOSING TEAM

Rushing

Had 400 or more yards:	Pittsburgh, 1975 (411)
Had 300-399 yards:	Navy, 2015 (318)
Had 200-299 yards:	Duke, 2016 (208)

The Last Time

Had 50 or more rushing attempts:	at NC State, 2016 (51)
Had five or more rush TDs:	Texas, 2016 (5)
Had four rush TDs:	Ohio State (Fiesta Bowl), 2015 (4)
Had two or more players with 100 rush yards in a game:	BYU, 2013 (Taysom Hill - 101, Paul Lasike - 101)

Passing

Had 400 or more yards:	USC, 2015 (440)
Had 300-399 yards:	Syracuse, 2016 (363)
Had 60 or more pass attempts:	Tennessee, 1990 (60)
Had 50-59 pass attempts:	Syracuse, 2016 (51)
Had 40-49 pass attempts:	Miami, Fla., 2016 (42)
Had 30 or more pass completions:	Syracuse, 2016 (31)
Had five or more passing TDs:	USC, 2014 (6)
Had four passing TDs:	Stanford, 2015 (4)
Had three passing TDs:	Duke, 2016 (3)

Receiving

Had two players with 100 receiving yards in a game:	USC, 2009 (Anthony McCoy 153, Damien Williams 108)
---	---

Total Offense

Had 600 or more yards total offense:	Ohio State, 2006 Fiesta Bowl (617)
Had 500-599 yards total offense:	Michigan State, 2016 (501)
Had 400-499 yards total offense:	Syracuse, 2016 (489)
Had 90 or more plays:	USC, 2014 (93)
Had 80-89 plays:	Syracuse, 2016 (88)
Had 75-79 plays:	Miami, Fla., 2016 (77)

Scoring

Scored 60 or more points:	Never
Scored 50-59 points:	Texas, 2016 (50)
Scored 40-49 points:	Ohio State (Fiesta Bowl), 2015 (44)
Scored 30-39 points:	Syracuse, 2016 (33)
Scored a two-point conversion:	Georgia Tech, 2015

Turnovers

Did not commit a turnover:	Stanford, 2015
Had three or more fumbles lost:	Navy, 2012 (3)
Intercepted five or more passes:	USC, 1967 (7)
Intercepted four passes:	Arizona State, 2014 (4)
Intercepted three passes:	Boston College, 2015
Returned an interception for a TD:	Stanford, 2016 (Quenton Meeks - 50 yards)
Returned a fumble for a TD:	Miami, Fla., 2016 (Michael Jackson - 0 yards)

Defense

Held ND to 10 or fewer first downs:	at NC State, 2016 (10)
Scored a safety:	Stanford, 2016
Held ND to 50 or fewer rushing yards:	Arizona State, 2014 (41)
Held ND to 101-200 passing yards:	Stanford, 2016 (154)
Held ND to 100 or fewer passing yards:	at NC State, 2016 (54)
Held ND to 201-300 yards total offense:	Wake Forest, 2015 (282)
Held ND to 200 or fewer yards total offense:	at NC State, 2016 (113)

Special Teams

Returned a punt for a TD:	Tulsa, 2010 (Damaris Johnson - 59 yards)
Returned a blocked punt for a TD:	Michigan State, 2004 (Jerramy Scott - 0 yards)
Returned a kickoff for a TD:	Duke, 2016 (Shaun Wilson - 96 yards)
Punted 10 or more times:	Boston College, 2010 (11)
Did not punt:	Miami (Fla.), 1985
Missed a kicking PAT:	Massachusetts, 2015

Miscellaneous

Had 30 or more first downs:	USC, 2014 (35)
Had 20-29 first downs:	Miami, Fla., 2016 (20)
Had 10 or more penalties:	Miami, Fla., 2016 (10)
Had 100 or more yards in penalties:	Texas, 2016 (104)

Had 35 minutes or more of possession time:	Michigan State, 2016 (37:57)
Had one 100-yard receiver and one 100-yard rusher:	Texas, 2016 (Jela Duncan, 121 rushing; Anthony Nash, 123 receiving)

AN OPPOSING PLAYER

Rushing

Rushed for 300 or more yards:	Tony Dorsett, Pittsburgh, 1975 (303)
Rushed for 200-299 yards:	Alexander Teich, Navy, 2010 (210)
Rushed for 150-199 yards:	Tyler Gaffney, Stanford, 2013 (189)
Rushed for 100-149 yards:	Bryce Love, Stanford, 2016 (130)
Rushed 40 or more times:	Craig Heyward, Pittsburgh, 1987 (42)
Rushed 30-39 times:	Tyler Gaffney, Stanford, 2013 (33)
Rushed 25-29 times:	Ezekiel Elliott, Ohio State (Fiesta Bowl), 2015 (27)
Rushed for five or more TDs:	Walter Reyes, Syracuse, 2003 (5)
Rushed for four TDs:	Ezekiel Elliott, Ohio State (Fiesta Bowl), 2015 (4)
Rushed for three TDs:	Tyrone Swoopes, Texas, 2016 (3)
Rushed for two TDs:	Gerald Holmes, Michigan State, 2016 (2)
Had a run of 80 yards or more:	Jeff Smith, Boston College, 2015 (80)
Had a run of 70-79 yards:	Gerald Holmes, Michigan State, 2016 (73)
Had a run of 60-69 yards:	Ronald Jones II, USC, 2015 (65)
Had a run of 50-59 yards:	Keenan Reynolds, Navy, 2015 (51)

Passing

Passed for 500 or more yards:	Never
Passed for 400-499 yards:	Matt Leinart, USC, 2004 (400)
Passed for 300-399 yards:	Eric Dungey, Syracuse, 2016 (363)
Attempted 60 or more passes:	Andy Kelly, Tennessee, 1990 (60)
Attempted 50-59 passes:	Eric Dungey, Syracuse, 2016 (51)
Attempted 40-49 passes:	Brad Kaaya, Miami, Fla., 2016 (42)
Completed 30 or more passes:	Eric Dungey, Syracuse, 2016 (31)
Completed 20-29 passes:	Brad Kaaya, Miami, Fla., 2016 (26)
Threw six or more TDs:	Cody Kessler, USC, 2014 (6)
Threw five TDs:	Matt Leinart, USC, 2004 (5)
Threw four TDs:	Kevin Hogan, Stanford, 2015 (4)
Threw three TDs:	Daniel Jones, Duke, 2016 (3)
Completed a pass of 90 yards or more:	Kyle Orton, Purdue, 2004 (97)
Completed a pass of 80-89 yards:	Cody Kessler, USC, 2015 (83)
Completed a pass of 70-79 yards:	Eric Dungey, Syracuse, 2016 (72)
Completed a pass of 60-69 yards:	Daniel Jones, Duke, 2016 (64)
Completed a pass of 50-59 yards:	John Wolford, Wake Forest, 2015 (52)

Receiving

Caught 15 or more passes:	Jalen Saunders, Oklahoma, 2012 (15)
Caught 10-14 passes:	Canaan Severin, Virginia, 2015 (11)
Caught seven to nine passes:	Stacey Coley, Miami, Fla., 2016 (7)
Had 200 or more yards receiving:	Selwyn Lymon, Purdue, 2006 (238)
Had 150-199 yards receiving:	Canaan Severin, Virginia, 2015 (153)
Had 100-149 yards receiving:	Amba Etta-Tawo, Syracuse, 2016 (134)
Caught three or more TD passes:	Jeremy Gallon, Michigan, 2013 (3)
Caught two TD passes:	Anthony Nash, Duke, 2016 (2)

Scoring

Accounted for six or more touchdowns:	Cody Kessler, USC, 2014 (6 passing, 0 rushing)
Accounted for five touchdowns:	Eric Dungey, Syracuse, 2016 (2 passing, 3 rushing)
Accounted for four touchdowns:	Kevin Hogan, Stanford, 2015 (4 passing, 0 rushing)
Accounted for three touchdowns:	Daniel Jones, Duke, 2016 (3 passing, 0 rushing)

Defense

Intercepted three or more passes:	Rod Johnson, North Carolina State, 2003 (3)
Intercepted two passes:	Justin Simmons, Boston College, 2015 (2)
Recorded three or more sacks:	Bradley Chubb, NC State, 2016 (3.0)
Recorded two sacks:	Darron Lee, Ohio State (Fiesta Bowl), 2015 (2.0)

Special Teams

Kicked four or more field goals:	Jack Mitchell, Northwestern, 2014 (4)
Kicked a field goal 50 or more yards:	Matt Payne, BYU, 2004 (53)
Kicked a punt of 65 or more yards:	Jared Armstrong, Purdue, 2006 (69)
Totalled 100 or more kick return yards:	Shaun Wilson, Duke, 2016 (163)

Turnovers
Result

NOTRE DAME					OPPONENTS				
GAME	FUM	INT	TOTAL	OPP POINTS OFF	GAME	FUM	INT	TOTAL	ND POINTS OFF
at Texas	0	0	0	0	at Texas	0	1	1	7
Nevada	0	1	1	0	Nevada	0	1	1	7
Michigan State	2	1	3	15	Michigan State	0	1	1	0
Duke	2	1	3	10	Duke	0	1	1	0
vs. Syracuse	0	0	0	0	vs. Syracuse	0	0	0	0
at NC State	2	1	3	0	at NC State	2	0	2	0
Stanford	0	2	2	7	Stanford	2	1	3	7
Miami	2	0	2	14	Miami	0	1	1	7
vs. Navy					vs. Navy				
vs. Army					vs. Army				
Virginia Tech					Virginia Tech				
at USC					at USC				
TOTALS	8	6	14	46	TOTALS	4	6	10	28

Drive
Charts

NOTRE DAME								OPPONENTS							
GAME	NO.	3&OUT	PCT.	SCORE	PCT.	TD	PCT.	GAME	NO.	3&OUT	PCT.	SCORE	PCT.	TD	PCT.
at Texas	15	3	20.0%	7	46.7%	6	40.0%	at Texas	15	4	26.7%	8	53.3%	7	46.7%
Nevada	13	1	7.7%	6	46.2%	5	38.5%	Nevada	13	4	30.8%	2	15.4%	1	7.7%
Michigan State	14	3	21.4%	4	28.6%	4	28.6%	Michigan State	14	4	28.6%	5	35.7%	5	35.7%
Duke	14	2	14.3%	5	35.7%	5	35.7%	Duke	14	2	14.3%	6	42.9%	5	35.7%
vs. Syracuse	15	3	20.0%	7	46.7%	5	33.3%	vs. Syracuse	17	4	23.5%	5	29.4%	5	29.4%
at NC State	13	5	38.5%	1	7.7%	0	0.0%	at NC State	12	4	33.3%	1	8.3%	0	0.0%
Stanford	10	3	30.0%	2	20.0%	1	10.0%	Stanford	9	0	0.0%	1	11.1%	1	0.0%
Miami	12	1	8.3%	6	50.0%	3	25.0%	Miami	14	5	35.7%	5	35.7%	2	14.3%
vs. Navy								vs. Navy							
vs. Army								vs. Army							
Virginia Tech								Virginia Tech							
at USC								at USC							
TOTALS	106	21	19.8%	38	35.8%	29	27.4%	TOTALS	108	27	25.0%	33	30.6%	26	24.1%

Third Down
Conversions

NOTRE DAME									OPPONENTS								
GAME	1-3	4-6	7-9	10-14	15-19	20+	TOT.	PCT.	GAME	1-3	4-6	7-9	10-14	15-19	20+	TOT.	PCT.
at Texas	1-2	3-7	2-3	1-4	0-0	0-0	7-16	43.8%	at Texas	5-8	1-4	2-4	0-0	0-0	0-2	8-18	44.4%
Nevada	5-5	1-4	0-3	1-1	0-2	0-0	7-15	46.7%	Nevada	2-4	0-2	0-2	1-4	0-0	0-0	3-12	25.0%
Michigan State	0-2	1-2	2-2	1-5	0-0	0-0	4-11	36.4%	Michigan State	5-6	2-6	2-4	0-2	0-0	0-0	9-18	50.0%
Duke	2-2	0-1	2-2	1-5	0-1	0-1	5-12	41.7%	Duke	4-7	1-4	1-2	0-1	0-0	0-0	6-14	42.9%
vs. Syracuse	3-7	0-2	0-1	0-2	0-0	0-0	3-12	25.0%	vs. Syracuse	2-4	0-6	1-3	0-1	0-1	0-0	3-15	20.0%
at NC State	0-2	1-3	0-2	0-5	0-2	0-1	1-15	6.7%	at NC State	1-4	0-3	0-1	1-5	0-1	0-0	2-14	14.3%
Stanford	2-3	1-1	1-4	1-5	0-1	0-0	5-14	35.7%	Stanford	4-4	2-4	0-1	1-2	0-0	0-1	7-12	58.3%
Miami	4-6	2-4	1-4	0-0	1-2	0-0	8-16	50.0%	Miami	2-4	3-4	1-2	0-8	1-1	0-0	7-19	36.8%
vs. Navy									vs. Navy								
vs. Army									vs. Army								
Virginia Tech									Virginia Tech								
at USC									at USC								
TOTALS	16-29	9-24	8-22	5-26	1-8	0-2	40-111	36.0%	TOTALS	25-41	9-33	7-19	3-23	1-3	0-3	45-122	36.9%

**Notre Dame
Big Plays**

BIG PLAYS (35+ YARDS)

Yards	Type	Player(s)	Opponent
93*	KR	C.J. Sanders	Syracuse
79*	Pass	Equanimeous St. Brown from DeShone Kizer	Syracuse
67*	Pass	Equanimeous St. Brown from DeShone Kizer	Syracuse
59*	Rush	Dexter Williams	Syracuse
54*	Pass	Kevin Stepherson from DeShone Kizer	Syracuse
54	Rush	Tarean Folston	Texas
53	Pass	Kevin Stepherson from DeShone Kizer	Miami
49	Rush	DeShone Kizer	Nevada
49	Pass	Equanimeous St. Brown from DeShone Kizer	Nevada
48	Pass	Equanimeous St. Brown from DeShone Kizer	Michigan State
47	Pass	Torii Hunter Jr. from DeShone Kizer	Michigan State
44	Pass	Josh Adams from DeShone Kizer	Syracuse
44*	Pass	Kevin Stepherson from DeShone Kizer	Duke
43	Rush	Josh Adams	Nevada
41*	Rush	Josh Adams	Miami
40	PR	C.J. Sanders	Texas
37	KR	C.J. Sanders	Nevada
36	KR	C.J. Sanders	Miami

OPPONENT BIG PLAYS (35+ YARDS)

Yards	Type	Player(s)	Opponent
96*	KR	Shaun Wilson	Duke
74	PR	Brisly Estime	Syracuse
73*	Rush	Gerald Holmes	Michigan State
72*	Pass	Amba Etta-Tawo from Eric Dungey	Syracuse
72*	Pass	John Burt from Shane Bueschele	Texas
68	Pass	Jerrold Heard from Shane Bueschele	Texas
68	Pass	Andrew Celis from Ty Gangi	Nevada
64*	Pass	Anthony Nash from Daniel Jones	Duke
50*	IR	Quenton Meeks	Stanford
44	Pass	Wyatt Demps from Tyler Stewart	Nevada
38	PR	Brisly Estime	Syracuse
38*	Pass	Donnie Corley from Tyler O'Connor	Michigan State
36	Pass	Steve Ishmael from Eric Dungey	Syracuse

EXPLOSIVE RUNNING PLAYS (15+ YARDS)

Yards	Player(s)	Opponent
59*	Dexter Williams	Syracuse
54	Tarean Folston	Texas
49	DeShone Kizer	Stanford
43	Josh Adams	Nevada
41*	Josh Adams	Miami
32	DeShone Kizer	Stanford
29*	DeShone Kizer	Texas
28	Josh Adams	Syracuse
23	Dexter Williams	Nevada
23	DeShone Kizer	Duke
18	Josh Adams	Miami
17	DeShone Kizer	Duke
16	Josh Adams	Nevada
16	Tarean Folston	Stanford
15	Josh Adams	Duke

OPPONENT EXPLOSIVE RUNNING PLAYS (15+ YARDS)

Yards	Player(s)	Opponent
73*	Gerald Holmes	Michigan State
32	Jela Duncan	Duke
28	Matthew Dayes	NC State
23	LJ Scott	Michigan State
23	Shaun Wilson	Duke
20	Jalan McClendon	NC State
19*	D'Onta Foreman	Texas
18*	Jela Duncan	Duke
18	Dontae Strickland	Syracuse
17	Bryce Love	Stanford
17	Bryce Love	Stanford
17	Jaxson Kincaide	Nevada
16	Mark Walton	Miami
15	D'Onta Foreman	Texas

EXPLOSIVE PASSING PLAYS (20+ YARDS)

Yards	Player(s)	Opponent
79*	Equanimeous St. Brown from DeShone Kizer	Syracuse
67*	Equanimeous St. Brown from DeShone Kizer	Syracuse
54*	Kevin Stepherson from DeShone Kizer	Syracuse
53	Kevin Stepherson from DeShone Kizer	Miami
49	Equanimeous St. Brown from DeShone Kizer	Nevada
48	Equanimeous St. Brown from DeShone Kizer	Michigan State
47	Torii Hunter Jr. from DeShone Kizer	Michigan State
44	Josh Adams from DeShone Kizer	Syracuse
44*	Kevin Stepherson from DeShone Kizer	Duke
34	C.J. Sanders from DeShone Kizer	Michigan State
33	Torii Hunter from DeShone Kizer	Stanford
33	Chase Claypool from DeShone Kizer	Michigan State
31	Equanimeous St. Brown from DeShone Kizer	Duke
30	C.J. Sanders from DeShone Kizer	Duke
30*	Equanimeous St. Brown from DeShone Kizer	Texas
28	Torii Hunter Jr. from DeShone Kizer	Duke
27	C.J. Sanders from DeShone Kizer	Duke
26	Equanimeous St. Brown from DeShone Kizer	Duke
25	Kevin Stepherson from DeShone Kizer	Miami
25	Miles Boykin from DeShone Kizer	Syracuse
25*	C.J. Sanders from DeShone Kizer	Texas
25	Equanimeous St. Brown from DeShone Kizer	Duke
25	C.J. Sanders from DeShone Kizer	Nevada
24	Equanimeous St. Brown from DeShone Kizer	Miami
24	Torii Hunter Jr. from DeShone Kizer	Miami
24	Torii Hunter Jr. from DeShone Kizer	Syracuse
24	C.J. Sanders from DeShone Kizer	Texas
23	Torii Hunter Jr. from DeShone Kizer	Syracuse
22	Kevin Stepherson from DeShone Kizer	Michigan State
22	Kevin Stepherson from Malik Zaire	Nevada
20	Equanimeous St. Brown from DeShone Kizer	Syracuse
20	Kevin Stepherson from DeShone Kizer	Duke
20	Kevin Stepherson from DeShone Kizer	Duke
20	Miles Boykin from DeShone Kizer	Duke

**Notre Dame
Big Plays**

OPPONENT EXPLOSIVE PASSING PLAYS (20+ YARDS)

Yards	Player(s)	Opponent
72*	Amba Etta-Tawo from Eric Dungey	Syracuse
72*	John Burt from Shane Bueschele	Texas
68	Jerrold Heard from Shane Bueschele	Texas
68	Andrew Celis from Ty Gangi	Nevada
64*	Anthony Nash from Daniel Jones	Duke
44	Wyatt Demps from Tyler Stewart	Nevada
38*	Donnie Corley from Tyler O'Connor	Michigan State
36	Steve Ishmael from Eric Dungey	Syracuse
33	Monty Madaris from Tyler O'Connor	Michigan State
32*	Anthony Nash from Daniel Jones	Duke
28	Donnie Corley from Tyler O'Connor	Michigan State
25	Ervin Phillips from Eric Dungey	Syracuse
25*	Qua Chambers from Daniel Jones	Duke
24	Ahmmon Richards from Brad Kaaya	Miami
24	T.J. Rahming from Daniel Jones	Duke
23	Sean Riley from Eric Dungey	Syracuse
23	R.J. Shelton from Tyler O'Connor	Michigan State
23	Josiah Price from Tyler O'Connor	Michigan State
21	Stacy Coley from Brad Kaaya	Miami
21	David Njoku from Brad Kaaya	Miami
21	Greg Taboada from Ryan Burns	Stanford
21	Jake Oliver from Shane Bueschele	Texas
20	Stacy Coley from Brad Kaaya	Miami
20	Jacorey Warrick from Shane Bueschele	Texas
20	James Butler from Ty Gangi	Nevada

NOTRE DAME'S LONGEST PLAYS OF THE SEASON

Rushing: 59, Dexter Williams vs. Syracuse (10.1)
Rushing Touchdown: 59, Dexter Williams vs. Syracuse (10.1)
Passing: 79, Equanimeous St. Brown from DeShone Kizer vs. Syracuse (10.1)
Passing Touchdown: 79, Equanimeous St. Brown from DeShone Kizer vs. Syracuse (10.1)
Punt Return: 40, C.J. Sanders at Texas (9.4)
Kick Return: 93, C.J. Sanders vs. Syracuse (10.1)
Interception Return: 30, Devin Studstill vs. Michigan State (9.13)
Fumble Return: None
Punt: 71, Tyler Newsome vs. Michigan State (9.17)
Field Goal: 40, Justin Yoon at NC State (10.8)


OPPONENTS' LONGEST PLAYS OF THE SEASON

Rushing: 73, Gerald Holmes; Michigan State (9.17)
Rushing Touchdown: 73, Gerald Holmes; Michigan State (9.17)
Passing: 72, John Burt from Shane Buechele; Texas (9.4)
72, Amba Etta-Tawo from Eric Dungey; Syracuse (10.1)
Passing Touchdown: 72, John Burt from Shane Buechele; Texas (9.4)
72, Amba Etta-Tawo from Eric Dungey; Syracuse (10.1)
Punt Return: 74, Brisly Estime; Syracuse (10.1)
Kick Return: 96, Shaun Wilson; Duke (9.24)
Interception Return: 50, Quenton Meeks; Stanford (10.15)
Fumble Return: None
Punt: 68, Alex Boy; Nevada (9.10)
Field Goal: 43, Michael Badgley; Miami (10.29)

**Notre Dame/Opponent
Scoring Drives**

NOTRE DAME SCORING DRIVES						
Game	Qtr	Pts	Plays	Yds	TOP	How
Texas	1	7	6	78	2:32	St. Brown 13 pass from Kizer
Texas	2	7	7	75	3:29	St. Brown 30 pass from Kizer
Texas	3	7	4	61	1:28	Kizer 29 run
Texas	3	7	3	6	1:14	Hunter Jr. 5 pass from Kizer
Texas	4	7	7	46	2:48	Adams 17 pass from Kizer
Texas	4	2	-	-	-	Crawford PAT return
Texas	OT	7	1	25	0:00	Sanders 25 pass from Kizer
Texas	OT	3	4	3	0:00	Yoon 39 field goal
Nevada	2	3	11	75	5:21	Yoon 21 field goal
Nevada	2	6	3	25	0:55	Sanders 7 pass from Kizer
Nevada	2	2	0	0	0:00	Team safety
Nevada	2	7	3	4	1:05	Stepherson 7 pass from Kizer
Nevada	2	7	13	88	4:28	Folston 2 run
Nevada	3	7	9	85	4:36	Kizer 2 run
Nevada	3	7	7	57	3:07	Williams 1 run
Michigan State	1	7	9	91	4:24	Kizer 14 run
Michigan State	3	7	4	65	1:05	St. Brown 15 pass from Kizer
Michigan State	4	7	9	80	2:23	Kizer 3 run
Michigan State	4	7	8	69	1:45	Smythe 12 pass from Kizer
Duke	1	7	8	75	2:53	Kizer 8 run
Duke	1	7	4	64	1:48	Stepherson 44 pass from Kizer
Duke	2	7	9	72	3:07	Williams 13 run
Duke	3	7	6	83	2:32	Adams 9 run
Duke	4	7	9	81	4:06	St. Brown 12 pass from Kizer
Syracuse	1	7	1	79	0:18	St. Brown 79 pass from Kizer
Syracuse	1	2	-	-	-	Luke PAT return
Syracuse	1	7	3	74	1:13	St. Brown 67 pass from Kizer
Syracuse	1	7	-	-	-	Sanders 93 kick return
Syracuse	2	7	5	71	1:11	Kizer 3 run
Syracuse	2	3	7	37	3:11	Yoon 31 field goal
Syracuse	3	7	4	86	1:41	Stepherson 54 pass from Kizer
Syracuse	3	7	3	70	1:22	Williams 59 run
Syracuse	4	3	11	72	3:58	Yoon 39 field goal
NC State	3	3	4	2	1:48	Yoon 40 field goal
Stanford	1	7	6	74	2:27	Kizer 8 run
Stanford	2	3	14	65	6:47	Yoon 29 field goal
Miami, Fla.	1	7	9	75	3:28	Hunter 5 pass from Kizer
Miami, Fla.	1	3	8	36	2:55	Yoon 37 field goal
Miami, Fla.	1	7	3	13	1:12	St. Brown 14 pass from Kizer
Miami, Fla.	2	3	5	53	0:34	Yoon 26 field goal
Miami, Fla.	4	7	4	75	0:56	Adams 41 run
Miami, Fla.	4	3	10	34	4:13	Yoon 23 field goal

OPPONENTS' SCORING DRIVES						
Game	Qtr	Pts	Plays	Yds	TOP	How
Texas	1	7	11	75	2:58	A. Foreman 19 pass from Bueschele
Texas	2	7	16	88	5:13	Bueschele 1 run
Texas	2	7	7	80	2:28	Swoopes 1 run
Texas	3	7	2	75	0:31	Burt 72 pass from Bueschele
Texas	3	3	8	54	3:01	Dominigue 25 field goal
Texas	4	6	8	68	1:54	O. Foreman 19 run
Texas	OT	7	4	25	0:00	Swoopes 3 run
Texas	OT	6	5	25	0:00	Swoopes 6 run
Nevada	3	3	11	66	4:36	Zuzo 27 field goal
Nevada	4	7	5	86	2:14	Kincaide 6 run
Michigan State	2	8	1	38	0:08	Corley 38 pass from O'Connor
Michigan State	2	7	11	92	4:43	Shelton 10 pass from O'Connor
Michigan State	3	7	10	75	4:53	Holmes 3 run
Michigan State	3	7	3	39	0:47	Scott 9 run
Michigan State	3	7	2	78	0:41	Holmes 73 run
Duke	1	7	-	-	-	Wilson 96 kick return
Duke	1	7	8	78	3:08	Duncan 18 run
Duke	2	7	1	25	0:07	Chambers 25 pass from Jones
Duke	2	7	6	70	2:06	Nash 32 pass from Jones
Duke	4	7	3	75	0:59	Nash 64 pass from Jones
Duke	4	3	10	44	3:47	Reed 19 field goal
Syracuse	1	6	8	75	2:06	Dungey 3 run
Syracuse	1	7	3	79	1:06	Etta-Tawo 72 pass from Dungey
Syracuse	2	7	9	78	3:08	Dungey 1 run
Syracuse	2	7	2	14	0:08	Phillips 14 pass from Dungey
Syracuse	4	6	14	75	4:22	Dungey 5 run
NC State	1	3	6	43	3:15	Bambard 38 field goal
NC State	4	7	-	-	-	Wright 16 blocked punt return
Stanford	3	7	-	-	-	Meeks 50 interception return
Stanford	3	2	-	-	-	Notre Dame Safety
Stanford	4	8	11	67	5:39	Love 7 run
Miami, Fla.	2	7	4	38	2:01	Njoku 2 pass from Kaaya
Miami, Fla.	3	7	13	76	6:19	Walton 1 run
Miami, Fla.	3	3	9	42	2:50	Badgley 43 field goal
Miami, Fla.	4	3	11	48	4:23	Badgley 38 field goal
Miami, Fla.	4	7	-	-	-	Jackson 0 fumble recovery

	GAME 1 20T	
	Sept. 4, 2016 DKR-Texas Memorial Stadium Attendance: 102,315 TV: ABC	
NO. 10/9 NOTRE DAME	47	
TEXAS	50	

AUSTIN, Texas - No. 10 Notre Dame overcame a 17-point second half deficit to force overtime but Texas would eventually prevail, 50-47, in double overtime on Sunday night in the season opener before a record crowd at Darrell K Royal-Texas Memorial Stadium and a record prime time audience on ABC.

Score by quarters	1	2	3	4	OT1	OT2	Final
Notre Dame	7	7	14	9	7	3	47
Texas	7	14	10	6	7	6	50

Scoring Summary

1st 12:28 ND	St. Brown 13 pass from Kizer (Yoon kick) 6-78 2:32; ND 7, UT 0
1st 09:30 UT	Foreman 19 pass from Buechele (Domingue kick) 11-75 2:58; ND 7, UT 7
2nd 07:13 UT	Buechele 1 run (Domingue kick) 16-88 5:13; UT 14, ND 7
2nd 03:44 ND	St. Brown 30 pass from Kizer (Yoon kick) 7-75 3:29; ND 14, UT 14
2nd 01:12 UT	Swoopes 1 run (Domingue kick) 7-80 2:28; UT 21, ND 14
3rd 14:29 UT	Burt 72 pass Buechele (Domingue kick) 2-75 0:31; UT 28, ND 14
3rd 09:14 UT	Domingue 25 field goal 8-54 3:01; UT 31, ND 14
3rd 07:39 ND	Kizer 29 run (Yoon kick) 4-61 1:28; UT 31, ND 21
3rd 05:06 ND	Hunter Jr. 5 pass from Kizer (Yoon kick) 3-6 1:14; UT 31, ND 28
4th 10:57 ND	Adams 17 pass from Kizer (Yoon kick) 7-46 2:48; ND 35, UT 31
4th 03:29 UT	Foreman 19 run (Domingue kick blocked) 8-68 1:54; UT 37, ND 35
4th 03:29 ND	Crawford blocked PAT return ND 37, UT 37
OT 15:00 UT	Swoopes 3 run (Domingue kick) UT 44, ND 37
OT 15:00 ND	Sanders 25 pass from Kizer (Yoon kick) ND 44, UT 44
OT 15:00 ND	Yoon 39 field goal ND 47, UT 44
OT 15:00 UT	Swoopes 6 run UT 50, ND 44

	ND	UT
FIRST DOWNS	22	26
RUSHES-YARDS (NET)	46-206	59-237
PASSING YARDS (NET)	238	280
Passes Comp-Att-Int	17-30-0	16-27-1
TOTAL OFFENSE PLAYS-YARDS	76-444	86-517
Fumble Returns-Yards	0-0	0-0
Punt Returns-Yards	2-51	3-30
Kickoff Returns-Yards	5-95	2-29
Interception Returns-Yards	1-22	0-0
Punts (Number-Avg)	7-38.3	6-55.0
Fumbles-Lost	0-0	0-0
Penalties-Yards	8-64	11-104
Possession Time	32:42	27:18
Third-Down Conversions	7 of 16	8 of 18
Fourth-Down Conversions	0 of 0	2 of 2
Red-Zone Scores-Chances	4-5	7-7
Sacks By: Number-Yards	0-0	3-19


RUSHING: Notre Dame-Tarean Folston 18-88, DeShone Kizer 13-77, Josh Adams 11-43, Malik Zaire 3-0, Team 1 (-2). Texas-D'Onta Foreman 24-131, Tyrone Swoopes 13-53, Chris Warren III 14-46, Shane Buechele 5-33, Team 3(-26).

PASSING: Notre Dame-DeShone Kizer 15-24-0-215, Malik Zaire 2-5-0-23, Torii Hunter Jr. 0-1-0-0. Texas-Shane Buechele 16-26-1-280, Tyrone Swoopes 0-1-0-0.

RECEIVING: Notre Dame-Equanimeous St. Brown 5-75, Torii Hunter Jr. 4-37, C.J. Sanders 3-55, Josh Adams 3-46, Tarean Folston 1-17, Durham Smythe 1-8. Texas-John Burt 6-111, Jake Oliver 3-36, Armani Foreman 3-25, Jerrod Heard 2-73, Jacorey Warrick 2-35.

INTERCEPTIONS: Notre Dame-Crawford 1-22. Texas-None.

FUMBLES: Notre Dame-None. Texas-None.

	GAME 2	
	Sept. 10, 2016 Notre Dame Stadium Attendance: 80,795 TV: NBC	
NEVADA	10	
NO. 18/21 NOTRE DAME	39	

NOTRE DAME, Ind. - The University of Notre Dame football team (1-1) utilized a balanced offensive attack, along with a strong defensive effort, to subdue Nevada (1-1) in the 250th consecutive sellout at Notre Dame Stadium (80,795) on Saturday afternoon. The Irish rolled up 444 yards in offense, including 239 on the ground and 205 through the air.

Score by quarters	1	2	3	4	Final
Nevada	0	0	3	7	10
Notre Dame	0	25	14	0	39

Scoring Summary

2nd 12:57 ND	Yoon 21 field goal 11-75 5:21; ND 3, UT 0
2nd 10:35 ND	Sanders 7 pass Kizer (Yoon kick failed) 3-25 0:55; ND 9, NEV 0
2nd 10:30 ND	Safety ND 11, NEV 0
2nd 8:23 ND	Stepherson 4 pas Kizer (Yoon kick) 3-4 1:05; ND 18, NEV 0
2nd 0:35 ND	Folston 2 run (Yoon kick) 13-88 4:28; ND 25 NEV 0
3rd 8:30 ND	Kizer 2 run (Yoon kick) 9-85 4:36; ND 32 NEV 0
3rd 3:54 NEV	Zuzo 27 field goal 11-66 4:36; ND 32, NEV 3
3rd 0:38 ND	Williams 1 run (Yoon kick) 7-57 3:07; ND 39, NEV 3
4th 3:19 NEV	Kincaide 1 run (Zuzo kick) 5-86 2:14; ND 39, NEV 10

	NEV	ND
FIRST DOWNS	16	21
RUSHES-YARDS (NET)	30-99	46-239
PASSING YARDS (NET)	201	205
Passes Comp-Att-Int	12-26-1	19-27-1
TOTAL OFFENSE PLAYS-YARDS	56-300	73-444
Fumble Returns-Yards	0-0	0-0
Punt Returns-Yards	2-7	2-39
Kickoff Returns-Yards	3-41	2-44
Interception Returns-Yards	1-0	1-5
Punts (Number-Avg)	7-44.4	5-44.8
Fumbles-Lost	0-0	1-0
Penalties-Yards	11-88	9-94
Possession Time	26:28	33:32
Third-Down Conversions	3 of 12	7 of 15
Fourth-Down Conversions	0 of 1	2 of 2
Red-Zone Scores-Chances	2-3	6-6
Sacks By: Number-Yards	0-0	0-0

RUSHING: Nevada-BUTLER, James 17-50; KINCAIDE, J. 2-23; GANGI, Ty 3-15; LYNCH, Akeel 1-7; STEWART, Tyler 2-5; RUFUS, Asauni 2-3; TEAM 1-minus 2; MUHAMMAD, Ahki 2-minus 2. Notre Dame-ADAMS, Josh 10-106; WILLIAMS, D. 8-59; KIZER 10-35; FOLSTON 10-27; CLAYPOOL 1-9; ZAIRE 5-5; ANDERSON, J. 1-4; TEAM 1-minus 6.

PASSING: Nevada-STEWART, Tyler 10-23-1-113; GANGI, Ty 2-3-0-88. Notre Dame-KIZER 15-18-1-156; ZAIRE 4-9-0-49.

RECEIVING: Nevada-BUTLER, James 4-48; HENDERSON, H. 3-24; DEMPS, Wyatt 2-50; CELIS, Andrew 1-68; RICHARDSON, J. 1-8; GIPSON, Jarred 1-3. Notre Dame-ST. BROWN 6-85; SANDERS 5-46; STEPHERSON 3-35; FINKE 2-19; HOLMES 1-15; CLAYPOOL 1-6; ADAMS, Josh 1-minus 1.

INTERCEPTIONS: Nevada-JOHNSON, K. 1-0. Notre Dame-JONES, J. 1-5.

FUMBLES: Nevada-None. Notre Dame-FOLSTON 1-0.

	GAME 3	
	Sept. 17, 2016 Notre Dame Stadium Attendance: 80,795 TV: NBC	
NO. 12/8 MICHIGAN STATE	36	
NO. 18/18 NOTRE DAME	28	

NOTRE DAME, Ind. - The University of Notre Dame football team (1-2) fell behind by 29 points in the second half, rallied with three consecutive touchdowns but eventually fell to Michigan State (2-0), 36-28, in front of a sellout crowd of 80,795 at Notre Dame Stadium Saturday night.

Score by quarters	1	2	3	4	Final
Michigan State	0	15	21	0	36
Notre Dame	7	0	7	14	28

Scoring Summary

1st 03:07 ND	KIZER 14 run (YOON kick) 9-91 4:24, MSU 0 - ND 7
2nd 09:30 MSU	Corley 38 pass O'Connor (Price pass from Macksood) 1-38 0:08, MSU 8 - ND 7
00:23 MSU	Shelton 10 pass O'Connor (Geiger kick) 11-92 4:43, MSU 15 - ND 7
3rd 07:48 MSU	Holmes 3 run (Geigerkick) 10-75 4:53, MSU 22 - ND 7
06:28 MSU	Scott 9 run (Geiger kick) 3-39 0:47, MSU 29 - ND 7
03:45 MSU	Holmes 73 run (Geiger kick) 2-78 0:41, MSU 36 - ND 7
02:40 ND	ST. BROWN 15 pass KIZER (YOON kick) 4-65 1:05, MSU 36 - ND 14
4th 11:45 ND	KIZER 3 run (YOON kick) 9-80 2:23, MSU 36 - ND 21
06:02 ND	SMYTHE 12 pass from KIZER (YOON kick) 8-69 1:45, MSU 36 - ND 28

	MSU	ND
FIRST DOWNS	22	19
RUSHES-YARDS (NET)	52-260	25-57
PASSING YDS (NET)	241	344
Passes Att-Comp-Int	26-19-1	37-20-1
TOTAL OFFENSE PLAYS-YARDS	78-501	62-401
Fumble Returns-Yards	0-0	0-0
Punt Returns-Yards	0-0	3-7
Kickoff Returns-Yards	3-42	3-60
Interception Returns-Yards	1-0	1-30
Punts (Number-Avg)	7-38.0	6-50.3
Fumbles-Lost	0-0	2-2
Penalties-Yards	3-45	4-51
Possession Time	37:57	22:03
Third-Down Conversions	9 of 18	4 of 11
Fourth-Down Conversions	1 of 1	1 of 1
Red-Zone Scores-Chances	3-3	4-4
Sacks By: Number-Yards	2-11	0-0


RUSHING: Michigan State-Holmes, Gerald 13-100; Scott, LJ 22-98; O'Connor, Tyler 10-43; Shelton, R.J. 3-16; Line, Prescott 2-3; Terry, Damion 2-2; TEAM 1-minus 2. Notre Dame-ADAMS, Josh 12-29; KIZER 9-14; FOLSTON 4-14.

PASSING: Michigan State-O'Connor, Tyler 19-26-1-241. Notre Dame-KIZER 20-37-1-344.

RECEIVING: Michigan State-Shelton, R.J. 8-80; Corley, Donnie 4-88; Madaris, Monty 2-40; Price, Josiah 2-24; Line, Prescott 2-6; Scott, LJ 1-3. Notre Dame-HUNTER, T. 5-95; ST. BROWN 4-83; Adams, Josh 4-17; SANDERS 2-53; STEPHERSON 2-42; CLAYPOOL 1-33; SMYTHE 1-12; HOLMES 1-9.

INTERCEPTIONS: Michigan State-Reschke, Jon 1-0. Notre Dame-STUDSTILL 1-30.

FUMBLES: Michigan State-None. Notre Dame-BOYKIN 1-1; SANDERS 1-1.

	GAME 4
	Sept. 24, 2016 Notre Dame Stadium Attendance: 80,795 TV: NBC
DUKE	38
NOTRE DAME	35

NOTRE DAME, Ind. - The University of Notre Dame football team fell to 1-3 on the season with a 38-35 loss to Duke (2-2) in front of a sold out Notre Dame Stadium crowd on Saturday afternoon. Duke's A.J. Reed hit a 19-yard field goal with 1:24 remaining in the fourth quarter for the game-winning points and the Blue Devils then stopped the Irish on fourth down with 40 seconds remaining to seal the win.

Score by quarters	1	2	3	4	Final
Duke	14	14	0	10	38
Notre Dame	14	7	7	7	35

Scoring Summary

1st	12:07	ND	KIZER 8 run (YOON kick) 8-75 2:53, DU 0 - ND 7
	08:57	ND	STEPHERSON 44 pass KIZER (YOON kick) 4-64 1:48, DU 0 - ND 14
	08:44	DU	Wilson, S 96 kickoff (Reed, AJ kick) DU 7 - ND 14
	03:32	DU	Duncan, J 18 run (Reed, AJ kick) 8-78 3:08, DU 14 - ND 14
2nd	06:35	DU	Chambers, Q 25 pass Jones, D (Reed, AJ kick), 1-25 0:07, DU 21 - ND 14
	03:28	ND	WILLIAMS, D. 13 run (YOON kick) 9-72 3:07, DU 21 - ND 21
	01:22	DU	Nash, A 32 pass Jones, D (Reed, AJ kick) 6-70 2:06, DU 28 - ND 21
3rd	04:54	ND	Adams, Josh 9 run (YOON kick) 6-83 2:32, DU 28 - ND 28
4th	07:46	ND	ST. BROWN 12 pass KIZER (YOON kick) 9-81 4:06, DU 28 - ND 35
	06:47	DU	Nash, A 64 pass Jones, D (Reed, AJ kick) 3-75 0:59, DU 35 - ND 35
	01:24	DU	Reed, AJ 19 field goal 10-44 3:47, DU 38 - ND 35

	DU	ND
FIRST DOWNS	24	24
RUSHES-YARDS (NET)	42-208	37-153
PASSING YDS (NET)	290	381
Passes Att-Comp-Int	32-24-1	37-22-1
TOTAL OFFENSE PLAYS-YARDS	74-498	74-534
Fumble Returns-Yards	0-0	0-0
Punt Returns-Yards	2-22	1-12
Kickoff Returns-Yards	5-184	6-118
Interception Returns-Yards	1-0	1-0
Punts (Number-Avg)	4-42.2	4-47.0
Fumbles-Lost	0-0	4-2
Penalties-Yards	1-5	2-20
Possession Time	30:35	29:25
Third-Down Conversions	6 of 14	5 of 12
Fourth-Down Conversions	0 of 2	0 of 1
Red-Zone Scores-Chances	2-3	4-5
Sacks By: Number-Yards	3-23	1-7


RUSHING: Duke-Duncan, J 21-121; Wilson, S 13-66; Jones, D 5-19; Ajeigbe, J 2-4; TEAM 1-minus 2. Notre Dame-KIZER 11-60; Adams, Josh 14-60; WILLIAMS, D. 5-24; FOLSTON 5-17; ZAIRE 2-minus 8.

PASSING: Duke-Jones, D 24-32-1-290. Notre Dame-KIZER 22-37-1-381; ZAIRE 0-0-0-0.

RECEIVING: Duke-Rahming, T.J. 8-87; Nash, A 6-123; Chambers, Q 5-55; Lloyd, J 3-16; Schneider, E 1-7; Helm, D 1-2. Notre Dame-ST. BROWN 6-116; HUNTER, T. 6-75; STEPHERSON 3-72; SANDERS 3-61; Adams, Josh 2-19; BOYKIN 1-20; SMYTHE 1-18.

INTERCEPTIONS: Duke-Singleton, D 1-0. Notre Dame-VAUGHN 1-0.

FUMBLES: Duke-None. Notre Dame-ST. BROWN 1-1; KIZER 1-1; Adams, Josh 1-0; STEPHERSON 1-0.

	GAME 5
	Oct. 1, 2016 MetLife Stadium Attendance: 62,794 TV: ESPN
NOTRE DAME	50
SYRACUSE	33

EAST RUTHERFORD, N.J. - The University of Notre Dame football team (2-3) blew by Syracuse (2-3) with 657 yards of offense in a 50-33 victory in front of 62,794 spectators at MetLife Stadium 62,794 in East Rutherford, N.J. on Saturday afternoon.

Score by quarters	1	2	3	4	Final
Notre Dame	23	10	14	3	50
Syracuse	13	14	0	6	33

Scoring Summary

1st	14:42	ND	ST. BROWN 79 pass Kizer (Yoon kick) 1-79 0:18, ND 7 - SU 0
	12:36	SU	Dungey, E. 3 run (Murphy blocked) 8-75 2:06, ND 7 - SU 6
	12:36	ND	Luke PAT return ND 9 - SU 6
	11:23	ND	ST. BROWN 67 pass Kizer (Yoon kick) 3-74 1:13, ND 16 - SU 6
	10:17	SU	Etta-Tawo 72 pass Dungey (Murphy kick) 3-79 1:06, ND 16 - SU 13
	10:06	ND	Sanders 93 kickoff return (Yoon kick) ND 23 - SU 13
2nd	13:22	SU	Dungey 1 run (Murphy kick) 9-78 3:08, ND 23 - SU 20
	12:11	ND	Kizer 3 run (Yoon kick) 5-71 1:11, ND 30 - SU 20
	05:03	ND	Yoon 31 field goal 7-37 3:11, ND 33 - SU 20
	00:30	SU	Philips 14 pass Dungey (Murphy kick) 2-14 0:08, ND 33 - SU 27
3rd	11:23	ND	StepherSON 54 pass Kizer (Yoon kick) 4-86 1:41, ND 40 - SU 27
	08:26	ND	Williams 59 run (Yoon kick) 3-70 1:22, ND 47 - SU 27
4th	11:14	ND	Yoon 39 field goal 11-72 3:58, ND 50 - SU 27
	06:52	SU	Dungey 5 run (Hofrichter rush failed) 14-75 4:22, ND 50 - SU 33

	ND	SU
FIRST DOWNS	25	25
RUSHES-YARDS (NET)	37-183	37-126
PASSING YDS (NET)	471	363
Passes Att-Comp-Int	35-23-1	51-31-0
TOTAL OFFENSE PLAYS-YARDS	72-654	88-489
Fumble Returns-Yards	0-0	0-0
Punt Returns-Yards	1-0	3-128
Kickoff Returns-Yards	4-143	5-91
Interception Returns-Yards	0-0	1-13
Punts (Number-Avg)	5-39.2	9-38.8
Fumbles-Lost	0-0	2-0
Penalties-Yards	6-55	5-45
Possession Time	31:22	28:38
Third-Down Conversions	3 of 12	3 of 15
Fourth-Down Conversions	0 of 1	1 of 2
Red-Zone Scores-Chances	2-3	4-5
Sacks By: Number-Yards	2-6	2-19


RUSHING: Notre Dame-ADAMS 20-102; Williams 8-80; KIZER 9-1. Syracuse-Dungey, E. 17-49; Strickland, D. 12-43; Fredericks, J. 4-20; Philips, E. 1-11; Neal, M. 3-3.

PASSING: Notre Dame-KIZER 23-35-1-471. Syracuse-Dungey, E. 31-51-0-363.

RECEIVING: Notre Dame-ST. BROWN 4-182; HUNTER 4-64; SANDERS 4-39; ADAMS 2-52; BOYKIN 2-36; HOLMES 2-10; WILLIAMS 2-7; STEPHERSON 1-54; SMYTHE 1-14; WEISHAR 1-13. Syracuse-Etta-Tawo, A. 7-134; Philips, E. 6-68; Ishmael, S. 5-67; Strickland, D. 5-26; Estime, B. 4-18; Riley, S. 2-36; Butler, D. 2-14.

INTERCEPTIONS: Notre Dame-None. Syracuse-Franklin, Z. 1-13.

FUMBLES: Notre Dame-None. Syracuse-Dungey, E. 1-0.

	GAME 6
	Oct. 8, 2016 Carter-Finley Stadium Attendance: 58,200 TV: ABC
NOTRE DAME	3
NC STATE	10

RALEIGH, N.C. - The University of Notre Dame football team (2-4) lost 10-3 to NC State (4-1) at a water-logged Carter-Finley Stadium on Saturday afternoon. The game was held in nearly unplayable conditions directly in the path of Hurricane Matthew, leading to 10 total fumbles and only 311 total yards of offense combined by both teams.

Score by quarters	1	2	3	4	Final
Notre Dame	0	0	3	0	3
NC State	3	0	0	7	10

Scoring Summary

1st	01:20	NCST	Bambard, K. 38 field goal 6-43 3:15, ND 0 - ST 3
3rd	11:04	ND	YOON 40 field goal 4-2 1:48, ND 3 - ST 3
4th	12:43	NCST	Wright 16 blocked punt (Bambard kick) ND 3 - ST 10

	ND	NCST
FIRST DOWNS	10	14
RUSHES-YARDS (NET)	38-59	51-157
PASSING YDS (NET)	54	41
Passes Att-Comp-Int	26-9-1	14-7-0
TOTAL OFFENSE PLAYS-YARDS	64-113	65-198
Fumble Returns-Yards	0-0	1-1
Punt Returns-Yards	0-0	2-25
Kickoff Returns-Yards	2-46	2-32
Interception Returns-Yards	0-0	1-25
Punts (Number-Avg)	6-36.2	4-37.0
Fumbles-Lost	4-2	6-2
Penalties-Yards	5-40	2-20
Possession Time	27:41	32:19
Third-Down Conversions	1 of 15	2 of 14
Fourth-Down Conversions	2 of 4	2 of 5
Red-Zone Scores-Chances	0-2	1-3
Sacks By: Number-Yards	0-0	5-17


RUSHING: Notre Dame-ADAMS 14-51; KIZER 15-15; WILLIAMS 6-13; ZAIRE 1-minus 1; TEAM 2-minus 19. NC State-Days 23-126; McClendon 10-56; Samuels 4-16; Hines 2-2; Gallaspy 1-2; Finley 6-minus 17; TEAM 5-minus 28.

PASSING: Notre Dame-KIZER 9-26-1-54. NC State-Finley 5-12-0-27; McClendon 2-2-0-14.

RECEIVING: Notre Dame-ST. BROWN 3-30; HUNTER 2-19; SMYTHE 1-6; SANDERS 1-6; ADAMS 1-minus 3; McGLINCHY 1-minus 4. NC State-Days 3-14; Hines 2-8; Cherry 1-13; Samuels 1-6.

INTERCEPTIONS: Notre Dame-None. NC State-Morehead 1-25.

FUMBLES: Notre Dame-TEAM 2-1; FINKE 1-0; KIZER 1-1. NC State-Finley 3-0; McClendon 1-0; Days 1-1; Hines 1-1.

	GAME 7
	Oct. 15, 2016 Notre Dame Stadium Attendance: 80,795 TV: NBC
STANFORD	17
NOTRE DAME	10

Notre Dame, Ind. - The University of Notre Dame football team dropped to 2-5 on the season with a 17-10 loss to Stanford (4-2) in front of a sellout crowd at Notre Dame Stadium Saturday evening. The Irish led 10-0 at half-time, but Stanford posted an interception return for touchdown, safety, long touchdown drive and two-point conversion in the game's final 30 minutes for a victory.

Score by quarters	1	2	3	4	Final
Stanford	0	0	9	8	17
Notre Dame	7	3	0	0	10

Scoring Summary

1st 01:57 ND	Kizer 8 run (Yoon kick) 6-74 2:27, STAN 0 - ND 7
2nd 06:49 ND	YOON 29 field goal 14-65 6:47, STAN 0 - ND 10
3rd 13:16 STAN	Meeks 50 interception (Ukropina kick) STAN 7 - ND 10
3rd 01:17 STAN	Team safety STAN 9 - ND 10
4th 10:38 STAN	Love 7 run (Love rush) 11-67 5:39, STAN 17 - ND 10

	STAN	ND
FIRST DOWNS	18	16
RUSHES-YARDS (NET)	40-176	35-153
PASSING YDS (NET)	120	154
Passes Att-Comp-Int	20-10-1	29-14-2
TOTAL OFFENSE PLAYS-YARDS	60-296	64-307
Fumble Returns-Yards	0-0	0-0
Punt Returns-Yards	1--7	1-5
Kickoff Returns-Yards	2-22	1-11
Interception Returns-Yards	2-88	1-0
Punts (Number-Avg)	4-40.8	4-42.8
Fumbles-Lost	3-2	1-0
Penalties-Yards	5-40	7-47
Possession Time	32:51	27:09
Third-Down Conversions	7 of 12	5 of 14
Fourth-Down Conversions	0 of 0	2 of 4
Red-Zone Scores-Chances	1-1	2-3
Sacks By: Number-Yards	4-21	3-11


RUSHING: Stanford-Love, B 23-130; Burns, R 11-27; Scarlett, C 4-13; Rector, M 1-7; Chryst, K 1-0. Notre Dame-KIZER 11-83; FOLSTON 8-49; Adams, Josh 8-25; WILLIAMS, D. 2-10; ZAIRES 3-3; TEAM 3-minus 17.

PASSING: Stanford-Burns, R 10-19-1-120; Chryst, K 0-1-0-0. Notre Dame-KIZER 14-26-2-154; ZAIRES 0-2-0-0; TEAM 0-1-0-0.

RECEIVING: Stanford-Rector, M 3-34; Irwin, T 3-34; Taboada, G 1-21; Schultz, D 1-17; Love, B 1-9; Thomas, T 1-5. Notre Dame-HUNTER, T. 4-70; ST. BROWN 3-40; Adams, Josh 2-3; WEISHAR 1-16; CLAYPOOL 1-13; FOLSTON 1-7; STEPHERSON 1-6; FINKE 1-minus 1.

INTERCEPTIONS: Stanford-Meeks, Q 1-50; Lloyd, D 1-38. Notre Dame-LUKE 1-0.

FUMBLES: Stanford-Love, B 1-0; Scarlett, C 1-1; Burns, R 1-1. Notre Dame-KIZER 1-0.

	GAME 8
	Oct. 29, 2016 Notre Dame Stadium Attendance: 80,795 TV: NBC
MIAMI	27
NOTRE DAME	30

Notre Dame, Ind. - The University of Notre Dame football team (3-5) responded to adversity in the final minutes of the fourth quarter to earn a 30-27 come-from-behind victory over Miami (4-4) in front of 80,795 spectators at Notre Dame Stadium. Justin Yoon's 23-yard field goal with 30 seconds remaining proved to be the game winner, following Josh Adams' 41-yard rushing touchdown at 5:53 in the fourth quarter to cap Notre Dame's dramatic comeback.

Score by quarters	1	2	3	4	Final
Miami	0	7	10	10	27
Notre Dame	17	3	0	10	30

Scoring Summary

1st 11:32 ND	HUNTERS yd pass KIZER (YOON kick) 9-75 3:28, UM 0 - ND 7
06:34 ND	YOON 37 field goal 8-36 2:55, UM 0 - ND 10
04:23 ND	ST. BROWN 14 pass KIZER (YOON kick) 3-13 1:12, UM 0 - ND 17
2nd 10:31 ND	YOON 26 field goal 5-53 0:34, UM 0 - ND 20
06:50 UM	Njoku 2 pass Kaaya (Badgley kick) 4-38 2:01, UM 7 - ND 20
3rd 08:36 UM	Walton 1 run (Badgley kick) 13-76 6:19, UM 14 - ND 20
04:41 UM	Badgley 43 field goal 9-42 2:50, UM 17 - ND 20
4th 12:30 UM	Badgley 38 field goal 11-48 4:23, UM 20 - ND 20
06:49 UM	Jackson 0 fumble recovery (Badgley kick) UM 27 - ND 20
05:53 ND	Adams 41 run (YOON kick) 4-75 0:56, UM 27 - ND 27
00:30 ND	YOON 23 field goal 10-34 4:13, UM 27 - ND 30

	UM	ND
FIRST DOWNS	20	20
RUSHES-YARDS (NET)	35-18	29-148
PASSING YDS (NET)	288	263
Passes Att-Comp-Int	42-26-1	38-25-0
TOTAL OFFENSE PLAYS-YARDS	77-306	67-411
Fumble Returns-Yards	0-0	0-0
Punt Returns-Yards	1-30	5-45
Kickoff Returns-Yards	3-56	2-55
Interception Returns-Yards	0-0	1-14
Punts (Number-Avg)	7-44.9	4-38.2
Fumbles-Lost	0-0	3-2
Penalties-Yards	10-86	7-53
Possession Time	33:25	26:35
Third-Down Conversions	7 of 19	8 of 16
Fourth-Down Conversions	0 of 1	0 of 1
Red-Zone Scores-Chances	3-3	5-5
Sacks By: Number-Yards	1-5	5-41

RUSHING: Miami-Walton, M. 18-45; Richards, A. 2-8; Yearby, J. 6-1; Edwards, G. 3-minus 1; Kaaya, B. 6-minus 35. Notre Dame-ADAMS, Josh 12-94; KIZER 8-31; SANDERS 1-12; FOLSTON 4-7; WILLIAMS, D. 3-6; TEAM 1-minus 2.

PASSING: Miami-Kaaya, B. 26-42-1-288. Notre Dame-KIZER 25-38-0-263.

RECEIVING: Miami-Coley, S. 7-81; Herndon IV, C. 5-30; Njoku, D. 4-45; Richards, A. 3-51; Walton, M. 3-38; Lewis, M. 2-22; Harris, D. 1-14; Yearby, J. 1-7. Notre Dame-ST. BROWN 6-72; HUNTER, T. 5-57; FOLSTON 4-24; STEPHERSON 2-78; WILLIAMS, D. 2-9; SANDERS 2-2; FINKE 1-15; SMYTHE 1-5; BOYKIN 1-1; Adams, Josh 1-0.

INTERCEPTIONS: Miami-None. Notre Dame-LUKE 1-14.

FUMBLES: Miami-None. Notre Dame-SANDERS 1-1; PRIDE 1-1; SMYTHE 1-0.

Brian Kelly Era
Notre Dame Record Book

TEAM GAME RECORDS**Most Carries**

1. 52	Texas	Sept. 5, 2015
2. 51	vs. LSU	Dec. 30, 2014
51	UMass	Sept. 26, 2015
51	Pittsburgh	Nov. 3, 2012
51	vs. Miami, Fla.	Oct. 6, 2012
6. 48	vs. Miami, Fla.	Dec. 31, 2010
7. 47	BYU	Nov. 23, 2013
8. 46	at Texas	Sept. 4, 2016
46	Nevada	Sept. 10, 2016
46	vs. Maryland	Nov. 12, 2011
46	vs. Navy	Sept. 1, 2012

Most Net Yards Rushing

1. 457	UMass	Sept. 26, 2015 (51 carries)
2. 376	vs. Miami, Fla.	Oct. 6, 2012 (51 carries)
3. 299	at Stanford	Nov. 28, 2015 (35 carries)
4. 293	vs. Navy	Sept. 1, 2012 (46 carries)
5. 287	at Purdue	Oct. 1, 2011 (40 carries)
6. 281	Rice	Aug. 30, 2014 (42 carries)
7. 270	BYU	Oct. 20, 2012 (43 carries)
8. 266	Air Force	Oct. 8, 2011 (29 carries)
9. 264	Navy	Nov. 2, 2013 (36 carries)
10. 263	vs. LSU	Dec. 30, 2014 (51 carries)

Highest Average Gain/Rush (min. 20 rushes)

1. 9.2	Air Force	Oct. 8, 2011 (29-266)
2. 9.0	UMass	Sept. 25, 2015 (51-457)
3. 8.5	at Stanford	Nov. 28, 2015 (35-299)
4. 7.6	Oklahoma	Sept. 28, 2013 (29-220)
5. 7.4	at Virginia	Sept. 12, 2015 (34-253)
7.4	vs. Miami, Fla.	Oct. 6, 2012 (51-376)
7.4	Wake Forest	Nov. 17, 2012 (30-221)
8. 7.3	Navy	Nov. 2, 2013 (36-264)
9. 7.2	at Purdue	Oct. 1, 2011 (40-287)
10. 6.7	Georgia Tech	Sept. 19, 2015 (32-215)
6.7	Rice	Aug. 30, 2014 (42-281)

Most Rushing TDs

1. 7	Navy	Oct. 29, 2011
2. 6	UMass	Sept. 26, 2015
3. 5	vs. Miami, Fla.	Oct. 6, 2012
5	vs. Navy	Sept. 1, 2012
5. 4	vs. Navy	Nov. 1, 2014
4	Navy	Oct. 10, 2015
4	North Carolina	Oct. 11, 2014
4	Rice	Aug. 30, 2014
4	Air Force	Oct. 8, 2011
10. 3	Nine times	

Most Passes Attempted

1. 56	Tulsa	Oct. 30, 2010
2. 55	at Michigan State	Sept. 18, 2010
3. 53	Pittsburgh	Nov. 3, 2012
53	at Michigan	Sept. 7, 2013
5. 52	at Florida State	Oct. 18, 2014
6. 49	USF	Sept. 3, 2011
7. 47	vs. Rutgers	Dec. 28, 2013
8. 45	at Boston College	Oct. 2, 2010
45	Stanford	Sept. 25, 2010
10. 44	Michigan	Sept. 11, 2010

Most Passes Completed

1. 33	Tulsa	Oct. 30, 2010
2. 32	vs. Syracuse	Sept. 27, 2014
32	at Michigan State	Sept. 18, 2010
4. 31	at Florida State	Oct. 18, 2014
31	USF	Sept. 3, 2011
6. 30	vs. Maryland	Nov. 12, 2011
7. 29	Pittsburgh	Nov. 3, 2012
29	at Michigan	Sept. 7, 2013
9. 27	vs. Rutgers	Dec. 28, 2013
27	Air Force	Oct. 8, 2011
27	USC	Oct. 22, 2011
27	at Michigan	Sept. 10, 2011

Highest Completion Percentage (min. 10 passes)

1. 82.6	Texas	Sept. 5, 2015 (19-23)
2. 82.1	vs. Syracuse	Sept. 27, 2014 (32-39)
3. 78.9	vs. Maryland	Nov. 12, 2011 (30-38)
4. 76.0	Navy	Oct. 29, 2011 (19-25)
5. 75.0	Air Force	Oct. 8, 2011 (27-36)
6. 73.1	at Pittsburgh	Nov. 7, 2015 (19-26)
73.1	vs. Miami, Fla.	Oct. 6, 2012 (19-26)
73.1	Purdue	Sept. 4, 2010 (19-26)
9. 72.0	vs. Navy	Nov. 1, 2014 (18-25)
10. 71.0	Navy	Oct. 10, 2015 (22-31)

Most Passing Yards

1. 471	vs. Syracuse	Oct. 1, 2016
2. 446	at Arizona State	Nov. 8, 2014
3. 391	USF	Sept. 3, 2011
4. 381	Duke	Sept. 24, 2016
381	Michigan	Sept. 11, 2010
6. 369	at Michigan State	Sept. 18, 2010
7. 363	Wake Forest	Nov. 17, 2012
8. 362	vs. Syracuse	Sept. 27, 2014
9. 355	Temple	Aug. 31, 2013
10. 344	Michigan State	Sept. 17, 2016

Most Passing Yards/Attempt (min. 10 attempts)

1. 13.6	Texas	Sept. 5, 2015 (23-313)
2. 13.5	vs. Syracuse	Oct. 1, 2016 (35-471)
3. 13.4	Rice	Aug. 30, 2014 (22-295)
4. 13.1	Temple	Aug. 31, 2013 (27-355)
5. 12.7	at Air Force	Oct. 26, 2013 (26-331)
6. 12.6	vs. Navy	Nov. 1, 2014 (25-315)
7. 12.1	Navy	Nov. 2, 2013 (20-242)
8. 10.9	at Arizona State	Nov. 8, 2014 (41-446)
9. 10.7	vs. Army	Nov. 20, 2010 (20-214)
10. 10.5	USC	Oct. 17, 2015 (25-262)

Most Passing Yards/Completion (min. 5 completions)

1. 21.1	Rice	Aug. 30, 2014 (14-295)
2. 20.9	Temple	Aug. 31, 2013 (17-355)
3. 20.5	vs. Syracuse	Oct. 1, 2016 (23-471)
4. 20.3	at Arizona State	Nov. 8, 2014 (22-446)
5. 20.2	Navy	Nov. 2, 2013 (12-242)
6. 18.4	at Air Force	Oct. 26, 2013 (18-331)
7. 18.1	Michigan	Sept. 11, 2010 (21-381)
8. 18.0	at Stanford	Nov. 28, 2015 (13-234)
9. 17.7	at Pittsburgh	Nov. 9, 2013 (18-318)
10. 17.5	vs. Navy	Nov. 1, 2014 (18-315)

Most Touchdown Passes

1. 5	at Pittsburgh	Nov. 7, 2015
5	at Texas	Sept. 4, 2016
5	at Air Force	Oct. 26, 2013
4. 4	vs. Syracuse	Sept. 27, 2014
4	Air Force	Oct. 8, 2011
4	Western Michigan	Oct. 16, 2010
4	Tulsa	Oct. 30, 2010
4	at Michigan State	Sept. 18, 2010
9. 3	14 times	

Most Passes Intercepted

1. 4	at Arizona State	Nov. 8, 2014
2. 3	vs. Boston College	Nov. 21, 2015
3	vs. Florida State	Dec. 29, 2011
3	at USC	Nov. 27, 2010
3	Tulsa	Oct. 30, 2010
3	USF	Sept. 3, 2011
3	Michigan	Sept. 11, 2010
3	Oklahoma	Sept. 28, 2013
9. 2	12 times	

Highest Passing Efficiency (min. 11 attempts)

1. 240.0	Texas	Sept. 5, 2015
2. 239.6	at Air Force	Oct. 26, 2013
3. 221.2	at Pittsburgh	Nov. 7, 2015
4. 210.1	Temple	Aug. 31, 2013
5. 209.4	vs. Navy	Nov. 1, 2014
6. 206.3	Rice	Aug. 30, 2014
7. 201.3	vs. Syracuse	Oct. 1, 2016
8. 187.7	Western Michigan	Oct. 16, 2010
9. 183.6	vs. Syracuse	Sept. 27, 2014
10. 180.3	Air Force	Oct. 8, 2011

Most Total Offense Plays

1. 104	Pittsburgh	Nov. 3, 2012 (51 rush,53 pass)
2. 90	vs. Rutgers	Dec. 28, 2013 (43 rush,47 pass)
3. 87	at Florida State	Oct. 18, 2014 (35 rush,52 pass)
4. 84	vs. Maryland	Nov. 12, 2011 (46 rush,38 pass)
5. 81	North Carolina	Oct. 11, 2014 (43 rush,38 pass)
81	at Purdue	Oct. 1, 2011 (40 rush,41 pass)
81	at Michigan State	Sept. 18, 2010 (26 rush,55 pass)
8. 80	Northwestern	Nov. 15, 2014 (40 rush,40 pass)
80	vs. Syracuse	Sept. 27, 2014 (41 rush,39 pass)
80	Tulsa	Oct. 30, 2010 (24 rush,56 pass)

Most Total Offense Yards

1. 681	UMass	Sept. 26, 2015 (457 rush,224 pass)
2. 654	vs. Syracuse	Oct. 1, 2016 (183 rush,471 pass)
3. 587	vs. Miami, Fla.	Oct. 6, 2012 (376 rush,211 pass)
4. 584	Wake Forest	Nov. 17, 2012 (221 rush,363 pass)
5. 576	Rice	Aug. 30, 2014 (281 rush,295 pass)
6. 560	Air Force	Oct. 8, 2011 (266 rush,294 pass)
7. 551	at Purdue	Oct. 1, 2011 (287 rush,264 pass)
8. 543	Temple	Aug. 31, 2013 (188 rush,355 pass)
9. 535	Michigan	Sept. 11, 2010 (154 rush,381 pass)
10. 534	Duke	Sept. 24, 2016 (153 rush,381 pass)

Brian Kelly Era
Notre Dame Record Book

Highest Average Gain/Play

1. 9.1	vs. Syracuse	Oct. 1, 2016 (72-654)	
2. 9.0	Navy	Nov. 2, 2013 (56-506)	
	9.0	Rice	Aug. 30, 2014 (64-576)
4. 8.9	at Stanford	Nov. 28, 2015 (60-533)	
5. 8.8	Wake Forest	Nov. 17, 2012 (66-584)	
	8.8	Temple	Aug. 31, 2013 (62-543)
7. 8.6	UMass	Sept. 26, 2015 (79-681)	
8. 8.6	Air Force	Oct. 8, 2011 (65-560)	
9. 8.3	vs. Navy	Nov. 1, 2014 (64-533)	
10. 7.9	USC	Oct. 17, 2015 (60-476)	

Most All-Purpose Yards Gained

1. 836	UMass	Sept. 26, 2015
2. 797	vs. Syracuse	Oct. 1, 2016
3. 723	at Stanford	Nov. 28, 2015
4. 711	Rice	Aug. 30, 2014
5. 697	Air Force	Oct. 8, 2011
6. 686	Northwestern	Nov. 15, 2014
7. 678	USC	Oct. 17, 2015
8. 664	Duke	Sept. 24, 2016
9. 634	at Purdue	Oct. 1, 2011
10. 624	Navy	Nov. 2, 2013

Most All-Purpose Attempts

1. 86	Pittsburgh	Nov. 3, 2012	
2. 81	vs. Maryland	Nov. 12, 2011	
3. 78	vs. Rutgers	Dec. 28, 2013	
4. 77	UMass	Sept. 26, 2015	
	77	vs. Syracuse	Sept. 27, 2014
6. 75	vs. LSU	Dec. 30, 2014	
	75	Texas	Sept. 5, 2015
8. 73	Northwestern	Nov. 15, 2014	
9. 72	at Florida State	Oct. 18, 2014	
	72	vs. Miami, Fla.	Oct. 6, 2012
	72	at Michigan	Sept. 10, 2011

Most Points Scored

1. 62	UMass	Sept. 26, 2015	
2. 59	Air Force	Oct. 8, 2011	
3. 56	Navy	Oct. 29, 2011	
4. 50	vs. Syracuse	Oct. 1, 2016	
	50	North Carolina	Oct. 11, 2014
	50	vs. Navy	Sept. 1, 2012
7. 49	vs. Navy	Nov. 1, 2014	
8. 48	Rice	Aug. 30, 2014	
9. 47	at Texas	Sept. 4, 2016	
10. 45	vs. Maryland	Nov. 12, 2011	
	45	at Air Force	Oct. 26, 2013

Most Touchdowns Scored

1. 9	UMass	Sept. 26, 2015	
2. 8	Air Force	Oct. 8, 2011	
	8	Navy	Oct. 29, 2011
4. 7	vs. Navy	Nov. 1, 2014	
	7	North Carolina	Oct. 11, 2014
	7	vs. Navy	Sept. 1, 2012
7. 6	Eight times		

Most Punt Returns

1. 5	Miami, Fla.	Oct. 29, 2016	
	5	Rice	Aug. 30, 2014
3. 4	at Virginia	Sept. 12, 2015	
	4	Michigan	Sept. 6, 2014
	4	Wake Forest	Nov. 17, 2012
	4	Purdue	Sept. 8, 2012
7. 3	13 times		

Most Punt Return Yards

1. 80	Rice	Aug. 30, 2014 (5 returns)	
2. 63	UMass	Sept. 26, 2015 (3 returns)	
3. 61	Louisville	Nov. 22, 2014 (1 return)	
4. 51	at Texas	Sept. 4, 2016 (2 returns)	
5. 48	USC	Oct. 17, 2015 (2 returns)	
	48	at Virginia	Sept. 12, 2015 (4 returns)
7. 45	Miami, Fla.	Oct. 29, 2016 (5 returns)	
	45	vs. Florida State	Dec. 29, 2011 (3 returns)
9. 39	Nevada	Sept. 10, 2016 (2 returns)	
10. 38	Purdue	Sept. 4, 2010 (1 return)	

Highest Average Gain/Punt Return (min. 2 returns)

1. 25.5	at Texas	Sept. 4, 2016 (2-51)	
2. 24.0	USC	Oct. 17, 2015 (2-48)	
3. 21.0	UMass	Sept. 26, 2015 (3-63)	
4. 19.5	Nevada	Sept. 10, 2016 (2-39)	
5. 16.0	Rice	Aug. 30, 2014 (5-80)	
6. 15.0	vs. Florida State	Dec. 29, 2011 (3-45)	
7. 13.5	Utah	Nov. 13, 2010 (2-27)	
8. 12.0	at Virginia	Sept. 12, 2015 (4-48)	
9. 9.0	Miami, Fla.	Oct. 29, 2016 (5-45)	
	9.0	at Michigan State	Sept. 18, 2010 (3-27)

Most Kick Returns

1. 7	Northwestern	Nov. 15, 2014	
	7	Air Force	Oct. 8, 2011
3. 6	10 times		

Most Kick Return Yards

1. 197	USC	Oct. 22, 2011 (6 returns)
2. 182	at Stanford	Nov. 28, 2015 (6 returns)
3. 151	Louisville	Nov. 22, 2014 (6 returns)
4. 143	vs. Syracuse	Oct. 1, 2016 (4 returns)
5. 142	Michigan State	Sept. 17, 2011 (4 returns)
6. 139	at Stanford	Nov. 30, 2013 (6 returns)
7. 137	Air Force	Oct. 8, 2011 (7 returns)
8. 135	USC	Oct. 17, 2015 (6 returns)
9. 133	Northwestern	Nov. 15, 2014 (7 returns)
10. 126	Tulsa	Oct. 30, 2010 (6 returns)

Highest Average Gain/Kick Return (min. 2 returns)

1. 38.0	at Michigan	Sept. 7, 2013 (2-76)	
2. 35.8	vs. Syracuse	Oct. 1, 2016 (4-143)	
3. 35.5	Michigan State	Sept. 17, 2011 (4-142)	
4. 32.8	USC	Oct. 22, 2011 (6-197)	
5. 30.3	at Stanford	Nov. 28, 2015 (6-182)	
	30.3	Navy	Oct. 29, 2011 (3-91)
7. 29.8	at Purdue	Sept. 14, 2013 (4-119)	
8. 28.8	at Wake Forest	Nov. 5, 2011 (4-115)	
9. 28.7	vs. Purdue	Sept. 13, 2014 (3-86)	

10. 27.8 at Boston College Oct. 2, 2010 (4-111)

Most Fumble Returns

1. 2	Northwestern	Nov. 15, 2014
2. 1	Seven times	

Most Fumble Returns Yards

1. 77	vs. Navy	Sept. 1, 2012 (1 return)	
2. 37	Northwestern	Nov. 15, 2014 (2 returns)	
3. 29	vs. Florida State	Dec. 29, 2011 (1 return)	
4. 17	Georgia Tech	Sept. 19, 2015 (1 return)	
5. 8	at Michigan State	Sept. 15, 2012 (1 return)	
6. 6	North Carolina	Oct. 11, 2014 (1 return)	
	6	vs. Arizona State	Oct. 5, 2013 (1 return)
8. 4	Air Force	Oct. 8, 2011 (1 return)	

Most Interceptions

1. 5	Michigan	Sept. 22, 2012	
2. 4	vs. Rutgers	Dec. 28, 2013	
	4	vs. Miami, Fla.	Dec. 31, 2010
4. 3	Michigan	Sept. 6, 2014	
	3	at Michigan	Sept. 10, 2011
6. 2	15 times		

Most Interception Return Yards

1. 82	Michigan State	Sept. 17, 2011 (1 return)	
2. 69	Michigan	Sept. 22, 2012 (5 returns)	
3. 57	vs. Maryland	Nov. 12, 2011 (1 return)	
4. 56	vs. Army	Nov. 20, 2010 (2 returns)	
5. 55	Northwestern	Nov. 15, 2014 (2 returns)	
6. 49	Stanford	Oct. 13, 2012 (2 returns)	
7. 47	Purdue	Sept. 8, 2012 (2 returns)	
8. 34	at Stanford	Nov. 26, 2011 (1 return)	
	34	at Purdue	Sept. 14, 2013 (1 return)
10. 33	Michigan	Sept. 6, 2014 (3 returns)	

Highest Average Gain/Interception Return (min. 2 returns)

1. 28.0	vs. Army	Nov. 20, 2010 (2-56)	
2. 27.5	Northwestern	Nov. 15, 2014 (2-55)	
3. 24.5	Stanford	Oct. 13, 2012 (2-49)	
4. 23.5	Purdue	Sept. 8, 2012 (2-47)	
5. 13.8	Michigan	Sept. 22, 2012 (5-69)	
6. 13.5	Stanford	Sept. 25, 2010 (2-27)	
7. 12.0	vs. Arizona State	Oct. 5, 2013 (2-24)	
8. 11.0	at Boston College	Oct. 2, 2010 (2-22)	
	11.0	Michigan	Sept. 6, 2014 (3-33)
10. 9.5	USC	Oct. 17, 2015 (2-19)	

Most Tackles

1. 106	Air Force	Oct. 8, 2011 (46-60)	
2. 102	Navy	Nov. 2, 2013 (46-56)	
3. 100	at USC	Nov. 29, 2014 (56-44)	
4. 94	vs. Syracuse	Oct. 1, 2016 (34-60)	
	94	Northwestern	Nov. 15, 2014 (51-43)
6. 91	USC	Oct. 22, 2011 (37-54)	
7. 88	BYU	Nov. 23, 2013 (36-52)	
	88	at Air Force	Oct. 26, 2013 (58-30)

**Brian Kelly Era
Notre Dame Record Book**

88	Navy	Oct. 29, 2011 (36-52)	5	Tulsa	Oct. 30, 2010	9.	62	Josh Adams at Stanford	Nov. 28, 2015
88	Michigan State	Sept. 17, 2011 (30-58)	5	Michigan	Sept. 11, 2010	62		Cierre Wood at Oklahoma	Oct. 27, 2012
			5	at Michigan State	Sept. 18, 2010				

Most Sacks

1.	6.0	vs. Arizona State	Oct. 5, 2013
	6.0	at Pittsburgh	Sept. 24, 2011
3.	5.0	Miami, Fla.	Oct. 29, 2016
	5.0	vs. Florida State	Dec. 29, 2011
	5.0	Pittsburgh	Nov. 3, 2012
	5.0	at Boston College	Nov. 10, 2012
	5.0	at Boston College	Oct. 2, 2010
	5.0	Tulsa	Oct. 30, 2010
9.	4.0	11 times	

Most Tackles for Loss

1.	12.0	Miami, Fla.	Oct. 29, 2016
2.	11.0	at Boston College	Oct. 2, 2010
3.	10.0	Tulsa	Oct. 30, 2010
4.	9.0	UMass	Sept. 26, 2015
	9.0	at Boston College	Nov. 10, 2012
	9.0	Western Michigan	Oct. 16, 2010
7.	8.0	Wake Forest	Nov. 14, 2015
	8.0	Louisville	Nov. 22, 2014
	8.0	Michigan	Sept. 6, 2014
	8.0	Pittsburgh	Nov. 3, 2012
	8.0	vs. Arizona State	Oct. 5, 2013
	8.0	at Michigan	Sept. 7, 2013
	8.0	at Michigan State	Sept. 18, 2010
	8.0	at Pittsburgh	Sept. 24, 2011

Most Fumbles Forced

1.	3	Stanford	Oct. 15, 2016
	3	at NC State	Oct. 8, 2016
	3	Northwestern	Nov. 15, 2014
	3	Michigan	Sept. 6, 2014
	3	Georgia Tech	Sept. 19, 2015
	3	at Boston College	Nov. 10, 2012
	3	vs. Arizona State	Oct. 5, 2013
	3	Western Michigan	Oct. 16, 2010
9.	2	Michigan	Sept. 6, 2014
	2	at Stanford	Nov. 26, 2011
	2	Tulsa	Oct. 30, 2010

Most Fumbles Recovered

1.	3	vs. Navy	Sept. 1, 2012
2.	2	Stanford	Oct. 15, 2016
	2	at NC State	Oct. 8, 2016
	2	Northwestern	Nov. 15, 2014
	2	Navy	Oct. 10, 2015
	2	Western Michigan	Oct. 16, 2010
	2	at Air Force	Oct. 26, 2013
	2	Tulsa	Oct. 30, 2010
9.	1	23 times	

Most Pass Breakups

1.	10	Michigan State	Sept. 17, 2011
2.	8	Miami, Fla.	Oct. 29, 2016
	8	at Michigan State	Sept. 15, 2012
4.	7	UMass	Sept. 26, 2015
	7	Air Force	Oct. 8, 2011
	7	Stanford	Sept. 25, 2010
7.	6	Georgia Tech	Sept. 19, 2015
8.	5	at USC	Nov. 27, 2010

Most Blocked Kicks

1.	1	14 times
----	---	----------

INDIVIDUAL GAME RECORDS**Most Carries**

1.	27	Robert Hughes vs. Miami, Fla.	Dec. 31, 2010
2.	26	Cierre Wood vs. Boston College	Nov. 19, 2011
3.	25	Cierre Wood at Michigan	Sept. 10, 2011
4.	24	Cam McDaniel vs. BYU	Nov. 23, 2013
5.	23	Cierre Wood at Pittsburgh	Sept. 24, 2011
6.	22	Theo Riddick vs. Pittsburgh	Nov. 3, 2012
	22	C.J. Prorise vs. Georgia Tech	Sept. 19, 2015
	22	Malik Zaire vs. LSU	Dec. 30, 2014
9.	21	Tarean Folston vs. LSU	Dec. 30, 2014
	21	Tarean Folston at Florida State	Oct. 18, 2014
	21	Jonas Gray vs. Maryland	Nov. 12, 2011
	21	C.J. Prorise vs. Navy	Oct. 10, 2015
	21	Cierre Wood vs. USF	Sept. 3, 2011

Most Net Yards Rushing

1.	198	C.J. Prorise vs. Georgia Tech	Sept. 19, 2015
2.	191	Cierre Wood at Purdue	Oct. 1, 2011
3.	168	Josh Adams at Stanford	Nov. 28, 2015
4.	155	C.J. Prorise at Virginia	Sept. 12, 2015
5.	150	Cierre Wood vs. Wake Forest	Nov. 17, 2012
6.	149	Tarean Folston vs. Navy	Nov. 1, 2014
	149	C.J. Prorise vs. UMass	Sept. 26, 2015
8.	148	George Atkinson III vs. Oklahoma	Sept. 28, 2013
9.	147	Josh Adams at Pittsburgh	Nov. 7, 2015
10.	146	Theo Riddick at USC	Nov. 24, 2012

Highest Average/Rush (min. 10 carries)

1.	13.6	Cierre Wood vs. Wake Forest	Nov. 17, 2012 (11-150)
2.	12.3	George Atkinson III vs. Miami, Fla.	Oct. 6, 2012 (10-123)
3.	10.6	Josh Adams vs. Nevada	Sept. 10, 2016 (10-106)
4.	10.6	George Atkinson III vs. Oklahoma	Sept. 28, 2013 (14-148)
5.	10.2	Josh Adams vs. UMass	Sept. 26, 2015 (13-133)
6.	9.9	C.J. Prorise vs. UMass	Sept. 26, 2015 (15-149)
7.	9.6	Cierre Wood at Purdue	Oct. 1, 2011 (20-191)
8.	9.5	Theo Riddick vs. BYU	Oct. 20, 2012 (15-143)
9.	9.3	Josh Adams at Stanford	Nov. 28, 2015 (18-168)
10.	9.1	C.J. Prorise at Virginia	Sept. 12, 2015 (17-155)

Most Rushing Touchdowns Scored

1.	3	Everett Golson vs. Rice	Aug. 30, 2014
	3	Everett Golson vs. Navy	Nov. 1, 2014
	3	Jonas Gray vs. Navy	Oct. 29, 2011
	3	C.J. Prorise vs. Navy	Oct. 10, 2015
	3	C.J. Prorise vs. Georgia Tech	Sept. 19, 2015
6.	2	16 times	

Longest Rush

1.	98	Josh Adams vs. Wake Forest	Nov. 14, 2015
2.	91	C.J. Prorise vs. Georgia Tech	Sept. 19, 2015
3.	80	George Atkinson III vs. Oklahoma	Sept. 28, 2013
4.	79	Jonas Gray at Pittsburgh	Sept. 24, 2011
	79	DeShone Kizer at Temple	Oct. 31, 2015
6.	78	Andrew Hendrix vs. Air Force	Oct. 8, 2011
7.	70	Josh Adams vs. UMass	Sept. 26, 2015
8.	68	Cierre Wood vs. Wake Forest	Nov. 17, 2012

Most Passes Attempted

1.	55	Dayne Crist at Michigan State	Sept. 18, 2010
2.	54	Tommy Rees vs. Tulsa	Oct. 30, 2010
3.	52	Everett Golson at Florida State	Oct. 18, 2014
4.	51	Tommy Rees at Michigan	Sept. 7, 2013
5.	47	Tommy Rees vs. Rutgers	Dec. 28, 2013
6.	44	Dayne Crist at Boston College	Oct. 2, 2010
	44	Dayne Crist vs. Stanford	Sept. 25, 2010
8.	43	Everett Golson vs. Stanford	Oct. 4, 2014
9.	42	Everett Golson vs. Pittsburgh	Nov. 3, 2012
10.	41	Everett Golson at Arizona State	Nov. 8, 2014
	41	Tommy Rees at Pittsburgh	Sept. 24, 2011

Most Passes Completed

1.	33	Tommy Rees vs. Tulsa	Oct. 30, 2010
2.	32	Dayne Crist at Michigan State	Sept. 18, 2010
	32	Everett Golson vs. Syracuse	Sept. 27, 2014
4.	31	Everett Golson at Florida State	Oct. 18, 2014
5.	30	Tommy Rees vs. Maryland	Nov. 12, 2011
6.	29	Tommy Rees at Michigan	Sept. 7, 2013
7.	27	Tommy Rees vs. Rutgers	Dec. 28, 2013
	27	Tommy Rees at Michigan	Sept. 10, 2011
9.	25	DeShone Kizer vs. Miami, Fla.	Oct. 29, 2016
	25	Everett Golson vs. Purdue	Sept. 13, 2014
	25	Dayne Crist vs. Stanford	Sept. 25, 2010

Highest Completion Percentage (min. 10 attempts)

1.	86.4	Malik Zaire vs. Texas	Sept. 5, 2015 (19-22)
2.	83.3	DeShone Kizer vs. Nevada	Sept. 10, 2016 (15-18)
3.	82.1	Everett Golson vs. Syracuse	Sept. 27, 2014 (32-39)
4.	80.0	Malik Zaire vs. LSU	Dec. 30, 2014 (12-15)
5.	78.9	Tommy Rees vs. Maryland	Nov. 12, 2011 (30-38)
6.	77.3	Everett Golson vs. Miami, Fla.	Oct. 6, 2012 (17-22)
	77.3	Tommy Rees at Air Force	Oct. 26, 2013 (17-22)
8.	73.3	DeShone Kizer vs. Navy	Oct. 10, 2015 (22-30)
9.	73.1	DeShone Kizer at Pittsburgh	Nov. 7, 2015 (19-26)
	73.1	Dayne Crist vs. Purdue	Sept. 4, 2010 (19-26)

Most Passing Yards

1.	471	DeShone Kizer vs. Syracuse	Oct. 1, 2016
2.	446	Everett Golson at Arizona State	Nov. 8, 2014
3.	381	DeShone Kizer vs. Duke	Sept. 24, 2016
4.	369	Dayne Crist at Michigan State	Sept. 18, 2010
5.	362	Everett Golson vs. Syracuse	Sept. 27, 2014
6.	346	Everett Golson vs. Wake Forest	Nov. 17, 2012
	346	Tommy Rees vs. Temple	Aug. 31, 2013
8.	344	DeShone Kizer vs. Michigan State	Sept. 17, 2016
9.	334	Tommy Rees vs. Tulsa	Oct. 30, 2010
10.	324	DeShone Kizer vs. Boston College	Nov. 21, 2015

Most Passing Yards/Attempt (min. 10 attempts)

1.	15.0	Tommy Rees vs. Temple	Aug. 31, 2013 (23-346)
2.	14.2	Malik Zaire vs. Texas	Sept. 5, 2015 (22-313)
3.	13.5	DeShone Kizer vs. Syracuse	Oct. 1, 2016 (35-471)
4.	13.4	Everett Golson vs. Rice	Aug. 30, 2014 (22-295)
5.	12.9	Tommy Rees at Air Force	Oct. 26, 2013 (22-284)
6.	12.6	Everett Golson vs. Navy	Nov. 1, 2014 (25-315)
7.	12.1	Tommy Rees vs. Navy	Nov. 2, 2013 (20-242)

**Brian Kelly Era
Notre Dame Record Book**

8. 11.5	Everett Golson vs. Wake Forest	Nov. 17, 2012 (30-346)
9. 11.1	Dayne Crist vs. Michigan	Sept. 11, 2010 (25-277)
10. 10.9	Everett Golson at Arizona State	Nov. 8, 2014 (41-446)

8. 75	Will Fuller vs. USC	Oct. 17, 2015
75	Will Fuller vs. Rice	Aug. 30, 2014
10. 73	Will Fuller at Stanford	Nov. 28, 2015

Most Passing Yards/Completion (min. 5 completions)

1. 21.6	Tommy Rees vs. Temple	Aug. 31, 2013 (16-346)
2. 21.3	Dayne Crist vs. Michigan	Sept. 11, 2010 (13-277)
3. 21.1	Everett Golson vs. Rice	Aug. 30, 2014 (14-295)
4. 20.5	DeShone Kizer vs. Syracuse	Oct. 1, 2016 (23-471)
5. 20.3	Everett Golson at Arizona State	Nov. 8, 2014 (22-446)
6. 20.2	Tommy Rees vs. Navy	Nov. 2, 2013 (12-242)
7. 18.9	Malik Zaire at USC	Nov. 29, 2014 (9-120)
8. 18.0	DeShone Kizer at Stanford	Nov. 28, 2015 (13-234)
9. 17.7	Tommy Rees at Pittsburgh	Nov. 9, 2013 (18-318)
10. 17.5	Andrew Hendrix at Stanford	Nov. 26, 2011 (11-192)
17.5	Everett Golson vs. Navy	Nov. 1, 2014 (18-315)

Most Touchdown Passes

1. 5	Tommy Rees at Air Force	Oct. 26, 2013
5	DeShone Kizer at Texas	Sept. 4, 2016
5	DeShone Kizer at Pittsburgh	Nov. 7, 2015
4. 4	Dayne Crist at Michigan State	Sept. 18, 2010
4	Tommy Rees vs. Air Force	Oct. 8, 2011
4	Tommy Rees vs. Tulsa	Oct. 30, 2010
4	Everett Golson vs. Syracuse	Sept. 27, 2014
8. 3	14 times	

Most Passes Intercepted

1. 4	Everett Golson at Arizona State	Nov. 8, 2014
2. 3	DeShone Kizer vs. Boston College	Nov. 21, 2015
3	Tommy Rees at USC	Nov. 27, 2010
3	Tommy Rees vs. Tulsa	Oct. 30, 2010
3	Tommy Rees vs. Oklahoma	Sept. 28, 2013
6. 2	14 times	

Highest Passing Efficiency (min. 10 attempts)

1. 260.7	Tommy Rees at Air Force	Oct. 26, 2013
2. 250.9	Malik Zaire vs. Texas	Sept. 5, 2015
3. 239.0	Tommy Rees vs. Temple	Aug. 31, 2013
4. 221.2	DeShone Kizer at Pittsburgh	Nov. 7, 2015
5. 209.4	Everett Golson vs. Navy	Nov. 1, 2014
6. 206.5	DeShone Kizer at Texas	Sept. 4, 2016
7. 206.3	Everett Golson vs. Rice	Aug. 30, 2014
8. 201.3	DeShone Kizer vs. Syracuse	Oct. 1, 2016
9. 189.9	Everett Golson vs. Wake Forest	Nov. 17, 2012
10. 186.1	DeShone Kizer at Virginia	Sept. 12, 2015

Longest Pass Completion

1. 95	Dayne Crist vs. Michigan	Sept. 11, 2010
2. 82	Tommy Rees at Purdue	Sept. 14, 2013
3. 81	DeShone Kizer vs. Ohio State	Jan. 1, 2016
4. 80	Dayne Crist vs. Western Michigan	Oct. 16, 2010
80	Tommy Rees at Pittsburgh	Nov. 9, 2013
6. 79	DeShone Kizer vs. Syracuse	Oct. 1, 2016
7. 78	Everett Golson vs. Navy	Nov. 1, 2014
8. 75	Everett Golson vs. Rice	Aug. 30, 2014
75	DeShone Kizer vs. USC	Oct. 17, 2015
10. 73	DeShone Kizer at Stanford	Nov. 28, 2015

Most Passes Caught

1. 13	Michael Floyd at Michigan	Sept. 10, 2011
2. 12	Michael Floyd at Purdue	Oct. 1, 2011
12	Michael Floyd vs. USF	Sept. 3, 2011
4. 11	Michael Floyd at USC	Nov. 27, 2010
11	Michael Floyd vs. Tulsa	Oct. 30, 2010
6. 10	Michael Floyd vs. Boston College	Nov. 19, 2011
10	Theo Riddick at Michigan State	Sept. 18, 2010
8. 9	Will Fuller vs. Northwestern	Nov. 15, 2014
9	Will Fuller vs. Michigan	Sept. 6, 2014
9	Michael Floyd vs. Maryland	Nov. 12, 2011
9	Michael Floyd vs. Western Michigan	Oct. 16, 2010
9	TJ Jones at Michigan	Sept. 7, 2013
9	Theo Riddick at Boston College	Oct. 2, 2010

Most Yards Receiving

1. 182	Equanimeous St. Brown vs. Syracuse	Oct. 1, 2016 (4)
2. 167	DaVaris Daniels at Purdue	Sept. 14, 2013 (8)
3. 164	Kyle Rudolph vs. Michigan	Sept. 11, 2010 (8)
4. 159	Michael Floyd at Michigan	Sept. 10, 2011 (13)
159	Will Fuller vs. Northwestern	Nov. 15, 2014 (9)
6. 157	Michael Floyd vs. Western Michigan	Oct. 16, 2010 (9)
7. 154	Michael Floyd vs. USF	Sept. 3, 2011 (12)
8. 152	Will Fuller at Pittsburgh	Nov. 7, 2015 (7)
9. 149	TJ Jones at Pittsburgh	Nov. 9, 2013 (6)
10. 142	Will Fuller vs. Texas	Sept. 5, 2015 (7)

Highest Average/Reception (min. 3 receptions)

1. 45.5	Equanimeous St. Brown vs. Syracuse	Oct. 1, 2016 (4-182)
2. 43.7	Will Fuller vs. USC	Oct. 17, 2015 (3-131)
3. 30.7	Amir Carlisle at Arizona State	Nov. 8, 2014 (3-92)
4. 27.8	TJ Jones vs. Navy	Nov. 2, 2013 (4-111)
5. 25.0	C.J. Proisie at Clemson	Oct. 3, 2015 (4-100)
6. 24.8	TJ Jones at Pittsburgh	Nov. 9, 2013 (6-149)
24.8	Will Fuller at Virginia	Sept. 12, 2015 (5-124)
8. 24.5	Tyler Eifert vs. Purdue	Sept. 8, 2012 (4-98)
9. 24.3	TJ Jones vs. Michigan	Sept. 11, 2010 (3-73)
10. 24.0	Will Fuller vs. Boston College	Nov. 21, 2015 (3-72)
24.0	Kevin Stepherson vs. Duke	Sept. 24, 2016 (3-72)

Most Touchdown Receptions

1. 3	Will Fuller vs. Northwestern	Nov. 15, 2014
3	Will Fuller at Pittsburgh	Nov. 7, 2015
3	Michael Floyd vs. Western Michigan	Oct. 16, 2010
4. 2	16 times	

Longest Pass Reception

1. 95	Kyle Rudolph vs. Michigan	Sept. 11, 2010
2. 82	DaVaris Daniels at Purdue	Sept. 14, 2013
3. 81	Will Fuller vs. Ohio State	Jan. 1, 2016
4. 80	Michael Floyd vs. Western Michigan	Oct. 16, 2010
80	TJ Jones at Pittsburgh	Nov. 9, 2013
6. 79	Equanimeous St. Brown vs. Syracuse	Oct. 1, 2016
7. 78	C.J. Proisie vs. Navy	Nov. 1, 2014

Most Total Offense Plays

1. 63	Everett Golson at Florida State	Oct. 18, 2014 (11r,52p)
2. 61	Dayne Crist at Michigan State	Sept. 18, 2010 (6r,55p)
3. 57	Everett Golson vs. Pittsburgh	Nov. 3, 2012 (15r,42p)
4. 57	Everett Golson at Arizona State	Nov. 3, 2014 (16r,41p)
5. 56	Tommy Rees vs. Tulsa	Oct. 30, 2010 (2r,54p)
6. 54	Everett Golson vs. Purdue	Sept. 13, 2014 (14r,40p)
7. 53	DeShone Kizer at Temple	Oct. 31, 2015 (17r,36p)
8. 52	DeShone Kizer vs. Ohio State	Jan. 1, 2016 (15r,37)
52	Tommy Rees at Michigan	Sept. 7, 2013 (1r,51p)
10. 50	Four times	

Most Total Offense Yards

1. 472	DeShone Kizer vs. Syracuse	Oct. 1, 2016 (1r,471p)
2. 442	DeShone Kizer at Temple	Oct. 31, 2015 (143r,299p)
3. 441	DeShone Kizer vs. Duke	Sept. 24, 2016 (60r,381p)
4. 435	Everett Golson at Arizona State	Nov. 8, 2014 (-11r,446p)
5. 383	Everett Golson vs. Syracuse	Sept. 27, 2014 (21r,362p)
6. 381	DeShone Kizer at Clemson	Oct. 3, 2015 (60r,321p)
7. 377	Dayne Crist at Michigan State	Sept. 18, 2010 (8r,369p)
8. 371	Everett Golson vs. North Carolina	Oct. 11, 2014 (71r,300p)
9. 365	Everett Golson vs. Northwestern	Nov. 15, 2014 (78r,287p)
10. 362	DeShone Kizer at Stanford	Nov. 28, 2015 (128r,234p)

Highest Average/Play (min. 20 plays)

1. 14.2	Tommy Rees vs. Temple	Aug. 31, 2013 (24-341)
2. 12.1	Tommy Rees vs. Navy	Nov. 2, 2013 (20-242)
3. 12.0	Tommy Rees at Air Force	Oct. 26, 2013 (23-276)
4. 11.2	Everett Golson vs. Wake Forest	Nov. 17, 2012 (31-346)
5. 10.7	DeShone Kizer vs. Syracuse	Oct. 1, 2016 (44-472)
6. 10.6	Malik Zaire vs. Texas	Sept. 5, 2015 (31-329)
7. 10.2	Everett Golson vs. Navy	Nov. 1, 2014 (34-348)
10.2	Dayne Crist vs. Michigan	Sept. 11, 2010 (29-296)
9. 9.9	Tommy Rees vs. Navy	Oct. 29, 2011 (23-228)
9.9	Everett Golson vs. Rice	Aug. 30, 2014 (34-336)

Most All-Purpose Yards Gained

1. 213	Cierre Wood at Purdue	Oct. 1, 2011
2. 204	TJ Jones at Pittsburgh	Nov. 9, 2013
3. 203	C.J. Proisie vs. Georgia Tech	Sept. 19, 2015
4. 196	Josh Adams at Stanford	Nov. 28, 2015
5. 194	Amir Carlisle at Arizona State	Nov. 8, 2014
6. 190	C.J. Sanders at Stanford	Nov. 28, 2015
7. 187	George Atkinson III vs. Navy	Nov. 2, 2013
187	Tarean Folston vs. Navy	Nov. 1, 2014
9. 185	C.J. Proisie vs. Navy	Oct. 10, 2015
10. 182	C.J. Sanders vs. Syracuse	Oct. 1, 2016
182	Equanimeous St. Brown vs. Syracuse	Oct. 1, 2016

Most All-Purpose Attempts

1. 28	Robert Hughes vs. Miami, Fla.	Dec. 31, 2010
2. 27	Cam McDaniel vs. BYU	Nov. 23, 2013

**Brian Kelly Era
Notre Dame Record Book**

34	Bennett Jackson at Purdue	Sept. 14, 2013
9. 31	KeiVarae Russell vs. Michigan	Sept. 22, 2012
10. 30	Devin Studstill vs. Michigan State	Sept. 17, 2016

Longest Fumble Return

1. 77	Stephon Tuitt vs. Navy	Sept. 1, 2012
2. 32	Austin Collinsworth vs. Northwestern	Nov. 15, 2014
3. 29	Zeke Motta vs. Florida State	Dec. 29, 2011
4. 17	Jaylon Smith vs. Georgia Tech	Sept. 19, 2015
5. 8	Manti Te'o at Michigan State	Sept. 15, 2012
6. 6	Elijah Shumate vs. North Carolina	Oct. 11, 2014
6	Dan Fox vs. Arizona State	Oct. 5, 2013
8. 5	Drue Tranquill vs. Northwestern	Nov. 15, 2014
9. 4	Robert Blanton vs. Air Force	Oct. 8, 2011

Most Punt Returns

1. 4	C.J. Sanders at Virginia	Sept. 12, 2015
4	DaVonte' Neal vs. Wake Forest	Nov. 17, 2012
4	DaVonte' Neal vs. Purdue	Sept. 8, 2012
4. 3	15 times	

Most Punt Return Yards

1. 63	C.J. Sanders vs. UMass	Sept. 26, 2015 (3 returns)
2. 61	Greg Bryant vs. Louisville	Nov. 22, 2014 (1 return)
3. 51	C.J. Sanders at Texas	Sept. 4, 2016 (2 returns)
4. 49	Cody Riggs vs. Rice	Aug. 30, 2014 (2 returns)
5. 48	C.J. Sanders at Virginia	Sept. 12, 2015 (4 returns)
6. 44	Michael Floyd vs. Florida State	Dec. 29, 2011 (2 returns)
7. 38	Armando Allen Jr. vs. Purdue	Sept. 4, 2010 (1 return)
8. 31	Greg Bryant vs. Rice	Aug. 30, 2014 (3 returns)
9. 27	Robert Blanton vs. Utah	Nov. 13, 2010 (2 returns)
27	John Goodman at Michigan State	Sept. 18, 2010 (3 returns)
27	TJ Jones vs. Arizona State	Oct. 5, 2013 (1 return)

Highest Average/Punt Return (min. 2 returns)

1. 25.5	C.J. Sanders at Texas	Sept. 4, 2016 (2-51)
2. 24.5	Cody Riggs vs. Rice	Aug. 30, 2014 (2-49)
3. 22.0	Michael Floyd vs. Florida State	Dec. 29, 2011 (2-44)
4. 21.0	C.J. Sanders vs. UMass	Sept. 26, 2015 (3-63)
5. 13.5	Robert Blanton vs. Utah	Nov. 13, 2010 (2-27)
6. 12.0	C.J. Sanders at Virginia	Sept. 12, 2015 (4-48)
7. 10.3	Greg Bryant vs. Rice	Aug. 30, 2014 (3-31)
8. 9.0	John Goodman at Michigan State	Sept. 18, 2010 (3-27)
9. 8.0	DaVonte' Neal at Michigan State	Sept. 15, 2012 (2-16)
8.0	C.J. Sanders vs. Miami, Fla.	Oct. 29, 2016 (3-24)

Most Kick Return

1. 6	Amir Carlisle vs. Northwestern	Nov. 15, 2014
6	Amir Carlisle vs. Louisville	Nov. 22, 2014
6	C.J. Sanders at Stanford	Nov. 28, 2015
6	C.J. Sanders vs. USC	Oct. 17, 2015
6	George Atkinson III at Stanford	Nov. 30, 2013
6	Bennett Jackson at Navy	Oct. 23, 2010
6	Bennett Jackson vs. Tulsa	Oct. 30, 2010
8. 5	10 times	

Most Kick Return Yards

1. 182	C.J. Sanders at Stanford	Nov. 28, 2015 (6 returns)
2. 178	George Atkinson III vs. USC	Oct. 22, 2011 (5 returns)
3. 151	Amir Carlisle vs. Louisville	Nov. 22, 2014 (6 returns)
4. 143	C.J. Sanders vs. Syracuse	Oct. 1, 2016 (4 returns)
142	George Atkinson III vs. Michigan St.	Sept. 17, 2011 (4 returns)

6. 139	George Atkinson III at Stanford	Nov. 30, 2013 (6 returns)
7. 135	C.J. Sanders vs. USC	Oct. 17, 2015 (6 returns)
8. 126	Bennett Jackson vs. Tulsa	Oct. 30, 2010 (6 returns)
9. 124	George Atkinson III vs. Air Force	Oct. 8, 2011 (5 returns)
10. 123	Bennett Jackson at Navy	Oct. 23, 2010 (6 returns)

Highest Average/Kick Return (min. 2 returns)

1. 38.0	George Atkinson III at Michigan	Sept. 7, 2013 (2-76)
2. 35.8	C.J. Sanders vs. Syracuse	Oct. 1, 2016 (4-143)
3. 35.6	George Atkinson III vs. USC	Oct. 22, 2011 (5-178)
4. 35.5	C.J. Sanders at Clemson	Oct. 3, 2015 (2-71)
35.5	George Atkinson III vs. Michigan St.	Sept. 17, 2011 (4-142)
6. 33.5	Austin Collinsworth at Wake Forest	Nov. 5, 2011 (2-67)
7. 30.3	C.J. Sanders at Stanford	Nov. 28, 2015 (6-182)
8. 30.0	George Atkinson III at Pittsburgh	Sept. 24, 2011 (2-60)
9. 29.8	George Atkinson III at Purdue	Sept. 14, 2013 (4-119)
10. 29.0	George Atkinson III vs. Navy	Oct. 29, 2011 (2-58)

Most Fumble Returns

1. 1	Austin Collinsworth vs. Northwestern	Nov. 15, 2014
1	Elijah Shumate vs. North Carolina	Oct. 11, 2014
1	Jaylon Smith vs. Georgia Tech	Sept. 19, 2015
1	Robert Blanton vs. Air Force	Oct. 8, 2011
1	Dan Fox vs. Arizona State	Oct. 5, 2013
1	Zeke Motta vs. Florida State	Dec. 29, 2011
1	Manti Te'o at Michigan State	Sept. 15, 2012
1	Stephon Tuitt vs. Navy	Sept. 1, 2012

Most Fumble Returns Yards

1. 77	Stephon Tuitt vs. Navy	Sept. 1, 2012 (1 return)
2. 32	Austin Collinsworth vs. Northwestern	Nov. 15, 2014 (1 return)
3. 29	Zeke Motta vs. Florida State	Dec. 29, 2011 (1 return)
4. 17	Jaylon Smith vs. Georgia Tech	Sept. 19, 2015 (1 return)
5. 8	Manti Te'o at Michigan State	Sept. 15, 2012 (1 return)
6. 6	Elijah Shumate vs. North Carolina	Oct. 11, 2014 (1 return)
6	Dan Fox vs. Arizona State	Oct. 5, 2013 (1 return)
8. 5	Drue Tranquill vs. Northwestern	Nov. 15, 2014 (1 return)
9. 4	Robert Blanton vs. Air Force	Oct. 8, 2011 (1 return)

Most Interceptions

1. 3	Harrison Smith vs. Miami, Fla.	Dec. 31, 2010
2. 2	Cole Luke vs. Stanford	Oct. 4, 2014
2	Bennett Jackson vs. Purdue	Sept. 8, 2012
2	Manti Te'o vs. Michigan	Sept. 22, 2012

Most Interception Return Yards

1. 82	Robert Blanton vs. Michigan State	Sept. 17, 2011 (1 return)
2. 57	Lo Wood vs. Maryland	Nov. 12, 2011 (1 return)
3. 49	Matthias Farley vs. Stanford	Oct. 13, 2012 (1 return)
4. 47	Bennett Jackson vs. Purdue	Sept. 8, 2012 (2 returns)
5. 42	Darrin Walls vs. Army	Nov. 20, 2010 (1 return)
6. 39	Matthias Farley vs. Northwestern	Nov. 15, 2014 (1 return)
7. 34	Darius Fleming at Stanford	Nov. 26, 2011 (1 return)
34	Bennett Jackson at Purdue	Sept. 14, 2013 (1 return)
9. 31	KeiVarae Russell vs. Michigan	Sept. 22, 2012 (1 return)
10. 30	Devin Studstill vs. Michigan State	Sept. 17, 2016 (1 return)

Highest Average/Interception Return (min. 2 returns)

1. 23.5	Bennett Jackson vs. Purdue	Sept. 8, 2012 (2-47)
---------	----------------------------	----------------------

2. 14.0	Manti Te'o vs. Michigan	Sept. 22, 2012 (2-28)
3. 5.3	Harrison Smith vs. Miami, Fla.	Dec. 31, 2010 (3-16)
4. -1.5	Cole Luke vs. Stanford	Oct. 4, 2014 (2-(-3))

Most Tackles

1. 21	Manti Te'o vs. Stanford	Sept. 25, 2010 (8-13)
2. 16	Zeke Motta vs. Alabama	Jan. 7, 2013 (7-9)
3. 15	Jaylon Smith at Stanford	Nov. 28, 2015 (8-7)
15	Dan Fox at Stanford	Nov. 30, 2013 (7-8)
5. 14	Jaylon Smith at USC	Nov. 29, 2014 (6-8)
14	Jaylon Smith vs. Stanford	Oct. 4, 2014 (7-7)
14	Jaylon Smith vs. USC	Oct. 17, 2015 (6-8)
14	Jaylon Smith vs. Wake Forest	Nov. 14, 2015
14	Max Redfield at Clemson	Oct. 3, 2015 (11-3)
14	Max Redfield vs. LSU	Dec. 30, 2014 (10-4)
14	Harrison Smith vs. USC	Oct. 22, 2011 (7-7)
14	Manti Te'o vs. USF	Sept. 3, 2011 (6-8)

Most Sacks

1. 3.0	Prince Shembo at Boston College	Nov. 10, 2012
3.0	Prince Shembo vs. Arizona State	Oct. 5, 2013
3. 2.0	18 times	

Most Tackles for Loss

1. 6.0	Jarron Jones vs. Miami, Fla.	Oct. 29, 2016
2. 4.0	Prince Shembo at Boston College	Nov. 10, 2012
3. 3.5	Carlo Calabrese at Boston College	Oct. 2, 2010
4. 3.0	Nyles Morgan vs. Miami, Fla.	Oct. 29, 2016
3.0	Robert Blanton vs. Michigan State	Sept. 17, 2011
3.0	Sheldon Day at Pittsburgh	Nov. 9, 2013
3.0	Darius Fleming at Pittsburgh	Sept. 24, 2011
3.0	Jarron Jones at Florida State	Oct. 18, 2014
3.0	Romeo Okwara vs. Wake Forest	Nov. 14, 2015
3.0	Romeo Okwara at Temple	Oct. 31, 2015
3.0	Prince Shembo vs. Arizona State	Oct. 5, 2013
3.0	Manti Te'o at Purdue	Oct. 1, 2011

Most Fumbles Forced

1. 2	Stephon Tuitt at Boston College	Nov. 10, 2012
2. 1	many others	

Most Fumbles Recovered

1. 1	40 times	
------	----------	--

Most Pass Breakups

1. 5	Harrison Smith vs. Michigan State	Sept. 17, 2011
2. 3	Donte Vaughn vs. Miami, Fla.	Oct. 29, 2016
3	James Onwualu vs. Stanford	Oct. 15, 2016
3	Cole Luke at Arizona State	Nov. 8, 2014
3	Robert Blanton vs. Michigan State	Sept. 17, 2011
3	KeiVarae Russell vs. Rutgers	Dec. 28, 2013
3	KeiVarae Russell vs. Michigan State	Sept. 21, 2013
8. 2	24 times	

Most Blocked Kicks

1. 1	Robert Blanton vs. Utah	Nov. 13, 2010
1	Ben Councill vs. Michigan	Sept. 6, 2014
1	Darius Fleming vs. Air Force	Oct. 8, 2011

**Brian Kelly Era
Notre Dame Record Book**

3. 26	Theo Riddick vs. Pittsburgh	Nov. 3, 2012	4. 12	Justin Yoon vs. Miami, Fla.	Oct. 29, 2016	4. 50.3	Tyler Newsome vs. Michigan State	Sept. 17, 2016 (6-302)
26	Cierre Wood vs. Boston College	Nov. 19, 2011	12	Justin Yoon vs. Syracuse	Oct. 1, 2016	5. 48.2	Tyler Newsome vs. Ohio State	Jan. 1, 2016 (6-289)
5. 25	C.J. Prorise vs. Navy	Oct. 10, 2015	12	Justin Yoon at Stanford	Nov. 28, 2015	48.2	Kyle Brindza vs. Purdue	Sept. 13, 2014 (4-193)
25	Cierre Wood at Michigan	Sept. 10, 2011	12	Kyle Brindza vs. Purdue	Sept. 13, 2014	7. 48.0	Kyle Brindza vs. Rice	Aug. 30, 2014 (3-144)
7. 24	C.J. Prorise vs. USC	Oct. 17, 2015	12	Kyle Brindza vs. Rice	Aug. 30, 2014	8. 47.0	Tyler Newsome vs. Boston College	Nov. 21, 2015 (4-188)
24	Cierre Wood vs. USF	Sept. 3, 2011	12	Kyle Brindza at Oklahoma	Oct. 27, 2012	47.0	Tyler Newsome vs. Duke	Sept. 24, 2016 (4-188)
24	Cierre Wood at Pittsburgh	Sept. 24, 2011	12	Kyle Brindza at Michigan	Sept. 7, 2013	10. 46.8	Kyle Brindza vs. Louisville	Nov. 22, 2014 (4-187)
10. 23	Armando Allen Jr. at Boston College	Oct. 2, 2010	12	David Ruffer vs. Miami, Fla.	Dec. 31, 2010			
23	Theo Riddick at USC	Nov. 24, 2012						

Most Points Scored

1. 18	Tarean Folston vs. North Carolina	Nov. 11, 2014
18	Michael Floyd vs. Western Michigan	Oct. 16, 2010
18	Everett Golson vs. Rice	Aug. 30, 2014
18	Jonas Gray vs. Navy	Oct. 29, 2011
18	Will Fuller at Pittsburgh	Nov. 7, 2015
18	Will Fuller vs. Northwestern	Nov. 15, 2014
18	Everett Golson vs. Navy	Nov. 1, 2014
18	C.J. Prorise vs. Navy	Oct. 10, 2015
18	C.J. Prorise vs. Georgia Tech	Sept. 19, 2015
10. 17	Kyle Brindza vs. Rutgers	Dec. 28, 2013

Most Touchdowns Scored

1. 3	Tarean Folston vs. North Carolina	Oct. 11, 2014
3	Will Fuller at Pittsburgh	Nov. 7, 2015
3	Will Fuller vs. Northwestern	Nov. 15, 2014
3	Everett Golson vs. Navy	Nov. 1, 2014
3	C.J. Prorise vs. Navy	Oct. 10, 2015
3	Everett Golson vs. Rice	Aug. 30, 2014
3	Michael Floyd vs. Western Michigan	Oct. 16, 2010
3	Jonas Gray vs. Navy	Oct. 29, 2011
3	C.J. Prorise vs. Georgia Tech	Sept. 19, 2015
4. 2	34 times	

Most Extra Points Made

1. 8	Justin Yoon vs. UMass	Sept. 26, 2015
8	David Ruffer vs. Navy	Oct. 29, 2011
3. 7	Kyle Brindza vs. Navy	Nov. 1, 2014
7	David Ruffer vs. Air Force	Oct. 8, 2011
5. 6	Justin Yoon vs. Syracuse	Oct. 1, 2016
6	Kyle Brindza vs. Rice	Aug. 30, 2014
6	Kyle Brindza at Air Force	Oct. 26, 2013
6	David Ruffer vs. Maryland	Nov. 12, 2011
6	Kyle Brindza vs. North Carolina	Oct. 11, 2014
6	Justin Yoon at Pittsburgh	Nov. 7, 2015
6	Justin Yoon at Texas	Sept. 4, 2016

Most Extra Points Attempted

1. 9	Justin Yoon vs. UMass	Sept. 26, 2015
8	David Ruffer vs. Navy	Oct. 29, 2011
3. 7	Kyle Brindza vs. Navy	Nov. 1, 2014
7	David Ruffer vs. Air Force	Oct. 8, 2011
5. 6	Justin Yoon vs. Syracuse	Oct. 1, 2016
6	Justin Yoon at Pittsburgh	Nov. 7, 2015
6	Justin Yoon at Texas	Sept. 4, 2016
6	Kyle Brindza vs. North Carolina	Oct. 11, 2014
6	Kyle Brindza vs. Rice	Aug. 30, 2014
6	Kyle Brindza at Air Force	Oct. 26, 2013
6	David Ruffer vs. Maryland	Nov. 12, 2011
6	David Ruffer vs. Western Michigan	Oct. 16, 2010
6	Nick Tausch vs. Navy	Sept. 1, 2012

Most Points Scored by Kicking

1. 17	Kyle Brindza vs. Rutgers	Dec. 28, 2013
2. 16	Kyle Brindza at USC	Nov. 24, 2012
3. 13	Kyle Brindza vs. Arizona State	Oct. 5, 2013

Most Field Goals Attempted

1. 6	Kyle Brindza vs. Rutgers	Dec. 28, 2013
6	Kyle Brindza at USC	Nov. 24, 2012
3. 4	Kyle Brindza vs. Purdue	Sept. 13, 2014
4	Kyle Brindza vs. Pittsburgh	Nov. 3, 2012
4	Kyle Brindza vs. Arizona State	Oct. 5, 2013
4	Kyle Brindza at Oklahoma	Oct. 27, 2012
4	David Ruffer vs. Miami, Fla.	Dec. 31, 2010
8. 3	17 times	

Most Field Goals Made

1. 5	Kyle Brindza vs. Rutgers	Dec. 28, 2013
5	Kyle Brindza at USC	Nov. 24, 2012
3. 3	13 times	

Longest Field Goal

1. 53	Kyle Brindza vs. Arizona State	Oct. 5, 2013
2. 52	Justin Yoon vs. Navy	Oct. 10, 2015
52	Kyle Brindza at USC	Nov. 24, 2012
52	David Ruffer vs. Maryland	Nov. 12, 2011
5. 51	Kyle Brindza vs. BYU	Nov. 23, 2013
51	Kyle Brindza at Air Force	Oct. 26, 2013
7. 50	David Ruffer vs. Miami, Fla.	Dec. 31, 2010
50	David Ruffer vs. Pittsburgh	Oct. 9, 2010
9. 49	Kyle Brindza vs. Rutgers	Dec. 28, 2013
10. 48	Kyle Brindza vs. Purdue	Sept. 13, 2014

Most Punts

1. 8	Ben Turk vs. Boston College	Nov. 19, 2011
8	Ben Turk at Boston College	Oct. 2, 2010
8	Ben Turk vs. Tulsa	Oct. 30, 2010
8	Ben Turk vs. Michigan	Sept. 11, 2010
8	Ben Turk at Michigan State	Sept. 15, 2012
6. 7	Tyler Newsome at Clemson	Oct. 3, 2015
7	Tyler Newsome at Texas	Sept. 4, 2016
7	Kyle Brindza vs. USC	Oct. 19, 2013
7	Ben Turk vs. Florida State	Dec. 29, 2011

Most Yards Punting

1. 352	Ben Turk vs. Boston College	Nov. 19, 2011 (8 punts)
2. 339	Ben Turk at Michigan State	Sept. 15, 2012 (8 punts)
3. 329	Ben Turk vs. Tulsa	Oct. 30, 2010 (8 punts)
4. 313	Ben Turk at Boston College	Oct. 2, 2010 (8 punts)
5. 310	Ben Turk vs. Michigan	Sept. 11, 2010 (8 punts)
6. 302	Tyler Newsome vs. Michigan State	Sept. 17, 2016 (6 punts)
7. 289	Tyler Newsome vs. Ohio State	Jan. 1, 2016 (6 punts)
8. 285	Ben Turk vs. Florida State	Dec. 29, 2011 (7 punts)
9. 268	Tyler Newsome at Texas	Sept. 4, 2016 (7 punts)
10. 263	Tyler Newsome at Clemson	Oct. 3, 2015 (7 punts)

Highest Average/Punt (min. 3 punts)

1. 55.8	Tyler Newsome at Virginia	Sept. 12, 2015 (4-223)
2. 52.4	Tyler Newsome vs. UMass	Sept. 26, 2015 (5-262)
3. 51.8	Tyler Newsome at Pittsburgh	Nov. 7, 2015 (4-207)

Most Punts Downed Inside 20

1. 4	Tyler Newsome at Clemson	Oct. 3, 2015
4	Ben Turk vs. Florida State	Dec. 29, 2011
4	Ben Turk vs. Michigan	Sept. 11, 2010
4	Ben Turk at Michigan State	Sept. 15, 2012
5. 3	12 times	

Longest Punt

1. 71	Tyler Newsome vs. Michigan State	Sept. 17, 2016
2. 69	Tyler Newsome at NC State	Oct. 1, 2016
3. 62	Tyler Newsome at Virginia	Sept. 12, 2015
4. 59	Tyler Newsome vs. Ohio State	Jan. 1, 2016
59	Tyler Newsome vs. UMass	Sept. 26, 2015
6. 58	Tyler Newsome vs. Stanford	Oct. 15, 2016
58	Tyler Newsome vs. Duke	Sept. 24, 2016
58	Ben Turk vs. Maryland	Nov. 12, 2011
9. 57	Tyler Newsome at Pittsburgh	Nov. 7, 2015
10. 56	Kyle Brindza at Pittsburgh	Nov. 9, 2013
56	Ben Turk vs. Tulsa	Oct. 30, 2010

Longest Punt Return

1. 61	Greg Bryant vs. Louisville	Nov. 22, 2014
2. 50	C.J. Sanders vs. UMass	Sept. 26, 2015
3. 41	Michael Floyd vs. Florida State	Dec. 29, 2011
4. 40	C.J. Sanders at Texas	Sept. 4, 2015
5. 38	Armando Allen Jr. vs. Purdue	Sept. 4, 2010
6. 30	C.J. Sanders at Virginia	Sept. 12, 2015
7. 27	TJ Jones vs. Arizona State	Oct. 5, 2013
8. 25	C.J. Sanders vs. USC	Oct. 17, 2015
25	Cody Riggs vs. Rice	Aug. 30, 2014
10. 24	C.J. Sanders vs. Nevada	Sept. 10, 2016

Longest Kick Return

1. 96	George Atkinson III vs. USC	Oct. 22, 2011
2. 93	C.J. Sanders vs. Syracuse	Oct. 1, 2016
93	C.J. Sanders at Stanford	Nov. 28, 2015
4. 89	George Atkinson III vs. Michigan State	Sept. 17, 2011
5. 50	George Atkinson III at Michigan	Sept. 7, 2013
6. 47	Amir Carlisle vs. Purdue	Sept. 13, 2014
47	George Atkinson III at Purdue	Sept. 14, 2013
8. 46	C.J. Sanders at Clemson	Oct. 3, 2015
9. 43	Bennett Jackson at Boston College	Oct. 2, 2010
10. 41	George Atkinson III at Pittsburgh	Nov. 9, 2013
41	Austin Collinsworth at Wake Forest	Nov. 5, 2011
41	Bennett Jackson vs. Tulsa	Oct. 30, 2010

Longest Interception Return

1. 82	Robert Blanton vs. Michigan State	Sept. 17, 2011
2. 57	Lo Wood vs. Maryland	Nov. 12, 2011
3. 49	Matthias Farley vs. Stanford	Oct. 13, 2012
4. 42	Darrin Walls vs. Army	Nov. 20, 2010
5. 39	Matthias Farley vs. Northwestern	Nov. 15, 2014
6. 36	Bennett Jackson vs. Purdue	Sept. 8, 2012
7. 34	Darius Fleming at Stanford	Nov. 26, 2011

2016 Notre Dame Football
 Notre Dame Game Results (as of Oct 29, 2016)
 All games

Date	Opponent		Score	Overall	Conference	Time	Attend
Sep 04, 2016	at Texas	Lo	47-50	0-1	0-0	4:00	102315
Sep 10, 2016	NEVADA	W	39-10	1-1	0-0	3:25	80795
Sep 17, 2016	#12 MICHIGAN STATE	L	28-36	1-2	0-0	3:31	80795
Sep 24, 2016	DUKE	L	35-38	1-3	0-0	3:14	80795
! Oct 01, 2016	vs Syracuse	W	50-33	2-3	0-0	3:39	62794
Oct 08, 2016	at NC State	L	3-10	2-4	0-0	4:00	58200
Oct 15, 2016	STANFORD	L	10-17	2-5	0-0	3:17	80795
Oct 29, 2016	MIAMI	W	30-27	3-5	0-0	3:38	80795

2016 Notre Dame Football
 Notre Dame Overall Team Statistics (as of Oct 29, 2016)
 All games

Team Statistics	ND	OPP
SCORING	242	221
Points Per Game	30.2	27.6
Points Off Turnovers	28	46
FIRST DOWNS	157	165
Rushing	59	69
Passing	89	81
Penalty	9	15
RUSHING YARDAGE	1198	1281
Yards gained rushing	1414	1516
Yards lost rushing	216	235
Rushing Attempts	293	346
Average Per Rush	4.1	3.7
Average Per Game	149.8	160.1
TDs Rushing	13	15
PASSING YARDAGE	2110	1824
Comp-Att-Int	149-259-7	145-238-6
Average Per Pass	8.1	7.7
Average Per Catch	14.2	12.6
Average Per Game	263.8	228.0
TDs Passing	16	10
TOTAL OFFENSE	3308	3105
Total Plays	552	584
Average Per Play	6.0	5.3
Average Per Game	413.5	388.1
KICK RETURNS: #-Yards	25-572	25-497
PUNT RETURNS: #-Yards	15-159	14-235
INT RETURNS: #-Yards	6-71	7-126
KICK RETURN AVERAGE	22.9	19.9
PUNT RETURN AVERAGE	10.6	16.8
INT RETURN AVERAGE	11.8	18.0
FUMBLES-LOST	15-8	10-4
PENALTIES-Yards	48-424	48-433
Average Per Game	53.0	54.1
PUNTS-Yards	41-1719	48-2050
Average Per Punt	41.9	42.7
Net punt average	35.2	38.1
KICKOFFS-Yards	46-2843	40-2406
Average Per Kick	61.8	60.2
Net kick average	39.6	37.7
TIME OF POSSESSION/Game	28:49	31:11
3RD-DOWN Conversions	40/111	45/122
3rd-Down Pct	36%	37%
4TH-DOWN Conversions	7/14	6/14
4th-Down Pct	50%	43%
SACKS BY-Yards	11-65	20-115
MISC YARDS	0	1
TOUCHDOWNS SCORED	30	29
FIELD GOALS-ATTEMPTS	9-12	6-9
ON-SIDE KICKS	0-0	1-2
RED-ZONE SCORES	(27-33) 82%	(23-28) 82%
RED-ZONE TOUCHDOWNS	(20-33) 61%	(18-28) 64%
PAT-ATTEMPTS	(29-30) 97%	(23-25) 92%
ATTENDANCE	403975	160515
Games/Avg Per Game	5/80795	2/80258
Neutral Site Games		1/62794

Score by Quarters	1st	2nd	3rd	4th	OT	Total
Notre Dame	75	55	59	43	10	242
Opponents	37	64	53	54	13	221

2016 Notre Dame Football
 Notre Dame Overall Individual Statistics (as of Oct 29, 2016)
 All games

Rushing	gp	att	gain	loss	net	avg	td	lg	avg/g
ADAMS, Josh	8	101	525	15	510	5.0	2	43	63.8
KIZER	8	86	416	100	316	3.7	7	49	39.5
FOLSTON	6	49	220	18	202	4.1	1	54	33.7
WILLIAMS, D.	8	32	197	5	192	6.0	3	59	24.0
SANDERS	8	1	12	0	12	12.0	0	12	1.5
CLAYPOOL	8	1	9	0	9	9.0	0	9	1.1
ANDERSON, J.	1	1	4	0	4	4.0	0	4	4.0
ZAIRE	5	14	31	32	-1	-0.1	0	8	-0.2
TEAM	6	8	0	46	-46	-5.8	0	0	-7.7
Total	8	293	1414	216	1198	4.1	13	59	149.8
Opponents	8	346	1516	235	1281	3.7	15	73	160.1

Passing	gp	effic	comp-att-int	pct	yds	td	lg	avg/g
KIZER	8	146.47	143-241-7	59.3	2038	16	79	254.8
ZAIRE	5	75.30	6-16-0	37.5	72	0	22	14.4
HUNTER, T.	7	0.00	0-1-0	0.0	0	0	0	0.0
TEAM	6	0.00	0-1-0	0.0	0	0	0	0.0
Total	8	140.94	149-259-7	57.5	2110	16	79	263.8
Opponents	8	134.12	145-238-6	60.9	1824	10	72	228.0

Receiving	gp	no.	yds	avg	td	lg	avg/g
ST. BROWN	8	37	683	18.5	7	79	85.4
HUNTER, T.	7	30	417	13.9	2	47	59.6
SANDERS	8	20	262	13.1	2	34	32.8
ADAMS, Josh	8	16	133	8.3	1	44	16.6
STEPHERSON	8	12	287	23.9	3	54	35.9
SMYTHE	8	6	63	10.5	1	18	7.9
FOLSTON	6	6	48	8.0	0	17	8.0
BOYKIN	8	4	57	14.2	0	25	7.1
HOLMES	8	4	34	8.5	0	15	4.2
FINKE	6	4	33	8.2	0	15	5.5
WILLIAMS, D.	8	4	16	4.0	0	7	2.0
CLAYPOOL	8	3	52	17.3	0	33	6.5
WEISHAR	8	2	29	14.5	0	16	3.6
McGLINCHEY	8	1	-4	-4.0	0	0	-0.5
Total	8	149	2110	14.2	16	79	263.8
Opponents	8	145	1824	12.6	10	72	228.0

Punt Returns	no.	yds	avg	td	lg
SANDERS	10	125	12.5	0	40
FINKE	3	38	12.7	0	23
BOYKIN	1	-2	-2.0	0	0
PRIDE	1	-2	-2.0	0	0
Total	15	159	10.6	0	40
Opponents	14	235	16.8	1	74

Interceptions	no.	yds	avg	td	lg
LUKE	2	14	7.0	0	14
CRAWFORD	1	22	22.0	0	22
JONES, J.	1	5	5.0	0	5
VAUGHN	1	0	0.0	0	0
STUDSTILL	1	30	30.0	0	30
Total	6	71	11.8	0	30
Opponents	7	126	18.0	1	50

Kick Returns	no.	yds	avg	td	lg
SANDERS	17	426	25.1	1	93
WILLIAMS, D.	4	67	16.8	0	24
FINKE	4	79	19.8	0	26
Total	25	572	22.9	1	93
Opponents	25	497	19.9	1	96

Fumble Returns	no.	yds	avg	td	lg
Total	0	0	0.0	0	0
Opponents	1	1	1.0	1	1

2016 Notre Dame Football
 Notre Dame Overall Individual Statistics (as of Oct 29, 2016)
 All games

Scoring	td	fg	PAT				dxp	saf	pts
			kick	rush	rcv	pass			
YOON	-	9-12	29-30	-	-	-	-	56	
KIZER	7	-	-	-	-	-	-	42	
ST. BROWN	7	-	-	-	-	-	-	42	
ADAMS, Josh	3	-	-	-	-	-	-	18	
STEPHERSON	3	-	-	-	-	-	-	18	
WILLIAMS, D.	3	-	-	-	-	-	-	18	
SANDERS	3	-	-	-	-	-	-	18	
HUNTER, T.	2	-	-	-	-	-	-	12	
SMYTHE	1	-	-	-	-	-	-	6	
FOLSTON	1	-	-	-	-	-	-	6	
TEAM	-	-	-	-	-	-	1	2	
CRAWFORD	-	-	-	-	-	-	1	2	
LUKE	-	-	-	-	-	-	1	2	
Total	30	9-12	29-30	-	-	-	2 1	242	
Opponents	29	6-9	23-25	1-2	1 1-1	-	- 1	221	

Total Offense	g	plays	rush	pass	total	avg/g
KIZER	8	327	316	2038	2354	294.2
ADAMS, Josh	8	101	510	0	510	63.8
FOLSTON	6	49	202	0	202	33.7
WILLIAMS, D.	8	32	192	0	192	24.0
ZAIRE	5	30	-1	72	71	14.2
SANDERS	8	1	12	0	12	1.5
CLAYPOOL	8	1	9	0	9	1.1
ANDERSON, J.	1	1	4	0	4	4.0
TEAM	6	9	-46	0	-46	-7.7
Total	8	552	1198	2110	3308	413.5
Opponents	8	584	1281	1824	3105	388.1

Field Goals	fg	pct.	01-19	20-29	30-39	40-49	50-99	lg	blk
YOON	9-12	75.0	0-0	4-4	4-6	1-2	0-0	40	1

FG Sequence	Notre Dame	Opponents
Texas	36,(39)	(25)
Nevada	(21)	(27)
Michigan State	-	-
Duke	42	(19)
Syracuse	(31),(39),39	40
NC State	(40)	31,(38)
Stanford	(29)	45
Miami	(37),(26),(23)	(43),(38)

Punting	no.	yds	avg	lg	tb	fc	i20	50+	blk
NEWSOME	38	1659	43.7	71	1	6	13	12	2
TEAM	2	23	11.5	23	0	0	0	0	0
KIZER	1	37	37.0	37	1	0	0	0	0
Total	41	1719	41.9	71	2	6	13	12	2
Opponents	48	2050	42.7	68	3	11	15	12	0

Kickoffs	no.	yds	avg	tb	ob	retn	net	ydln
YOON	43	2670	62.1	20	0			
CHERESON	3	173	57.7	1	0			
Total	46	2843	61.8	21	0	19.9	39.6	25
Opponents	40	2406	60.2	13	1	22.9	37.7	27

Numbers in (parentheses) indicate field goal was made.

2016 Notre Dame Football
 Notre Dame Overall Individual Statistics (as of Oct 29, 2016)
 All games

All Purpose	g	rush	rcv	pr	kr	ir	total	avg/g
SANDERS	8	12	262	125	426	0	825	103.1
ST. BROWN	8	0	683	0	0	0	683	85.4
ADAMS, Josh	8	510	133	0	0	0	643	80.4
HUNTER, T.	7	0	417	0	0	0	417	59.6
KIZER	8	316	0	0	0	0	316	39.5
STEPHERSON	8	0	287	0	0	0	287	35.9
WILLIAMS, D.	8	192	16	0	67	0	275	34.4
FOLSTON	6	202	48	0	0	0	250	41.7
FINKE	6	0	33	38	79	0	150	25.0
SMYTHE	8	0	63	0	0	0	63	7.9
CLAYPOOL	8	9	52	0	0	0	61	7.6
BOYKIN	8	0	57	-2	0	0	55	6.9
HOLMES	8	0	34	0	0	0	34	4.2
STUDSTILL	8	0	0	0	0	30	30	3.8
WEISHAR	8	0	29	0	0	0	29	3.6
CRAWFORD	2	0	0	0	0	22	22	11.0
LUKE	8	0	0	0	0	14	14	1.8
JONES, J.	8	0	0	0	0	5	5	0.6
ANDERSON, J.	1	4	0	0	0	0	4	4.0
ZAIRE	5	-1	0	0	0	0	-1	-0.2
PRIDE	4	0	0	-2	0	0	-2	-0.5
McGLINCHEY	8	0	-4	0	0	0	-4	-0.5
TEAM	6	-46	0	0	0	0	-46	-7.7
Total	8	1198	2110	159	572	71	4110	513.8
Opponents	8	1281	1824	235	497	126	3963	495.4

2016 Notre Dame Football
 Notre Dame Overall Defensive Statistics (as of Oct 29, 2016)
 All games

##	Defensive Leaders	gp	Tackles				tfl/yds	Sacks no-yds	Pass defense			Fumbles		blkd	
			ua	a	tot				int-yds	brup	qbh	rcv-yds	ff	kick	saf
5	MORGAN, Nyles	8	44	23	67	6.0-35	4.0-31	.	3	.	1-0	.	.	.	
23	TRANQUILL	8	36	20	56	2.0-4	.	.	1	1	
4	CONEY	8	24	21	45	1.5-4	.	.	.	1	
17	ONWUALU	8	25	15	40	6.5-25	1.0-5	.	5	1	1-0	1	.	.	
90	ROCHELL	8	21	15	36	7.0-21	1.0-2	.	1	9	
48	MARTINI	8	20	12	32	4.0-5	2.0-4	.	1	
36	LUKE	8	26	4	30	2.0-8	.	2-14	3	
1B	STUDSTILL	8	20	7	27	1.0-2	.	1-30	.	.	.	1	.	.	
94	JONES, J.	8	16	10	26	8.5-33	2.0-16	1-5	1	2	1-0	1	2	.	
99	TILLERY	8	12	12	24	3.0-4	.	.	.	5	
2B	LOVE	8	16	5	21	.	.	.	2	1	1-0	.	.	.	
22	BILAL	8	8	10	18	2.0-13	1.0-7	
8	SEBASTIAN	8	13	3	16	.	.	.	1	
24	COLEMAN	8	13	2	15	1.0-1	.	.	1	
98	TRUMBETTI	8	7	8	15	0.5-3	.	.	.	3	
35	VAUGHN	6	7	5	12	.	.	1-0	4	
28	FERTITTA	8	5	6	11	.	.	.	2	
75	CAGE	8	5	5	10	0.5-1	.	.	1	1	.	1	.	.	
9A	HAYES, Daelin	8	4	6	10	.	.	.	1	.	.	1	.	.	
83	CLAYPOOL	8	6	3	9	
93	HAYES, Jay	6	1	7	8	0.5-0	.	.	.	1	
18	PRIDE	4	6	1	7	
20	CRAWFORD	2	5	1	6	.	.	1-22	
21	ELLIOTT	8	3	2	5	
55	BONNER	8	2	3	5	2	.	1	.	.	
42	OKWARA, J.	8	1	2	3	
44	JONES, Jamir	6	3	.	3	
2	WILLIAMS, D.	8	2	1	3	
56	NELSON	8	2	.	2	
26	WHITE	6	2	.	2	
96	MOKWUAH	3	1	.	1	
61	DALY	8	.	1	1	
82	WEISHAR	8	.	1	1	
10	FINKE	6	.	1	1	
19	YOON	8	1	.	1	
33	ADAMS, Josh	8	1	.	1	
3	SANDERS	8	1	.	1	
TM	TEAM	6	1	
Total		8	359	212	571	46-159	11-65	6-71	27	27	4-0	6	2	1	
Opponents		8	330	176	506	45-180	20-115	7-126	29	18	8-1	8	3	1	

2016 Notre Dame Football
 Notre Dame Team Game-by-Game (as of Oct 29, 2016)
 All games

TEAM STATISTICS

Date	Opponent	Rushing				Receiving				Passing				Kick Returns				Punt Returns				tot off
		no.	yds	td	lg	no.	yds	td	lg	cmp	att	int	yds	td	lg	no.	yds	td	lg	no.	yds	
Sep 04	at Texas	46	206	1	54	17	238	5	30	17-30-0	238	5	30	5	95	0	26	2	51	0	40	444
Sep 10	NEVADA	46	239	3	43	19	205	2	49	19-27-1	205	2	49	2	44	0	37	2	39	0	24	444
Sep 17	MICHIGAN STATE	25	57	2	14	20	344	2	48	20-37-1	344	2	48	3	60	0	24	3	7	0	6	401
Sep 24	DUKE	37	153	3	23	22	381	2	44	22-37-1	381	2	44	6	118	0	26	1	12	0	12	534
Oct 01	vs Syracuse	37	183	2	59	23	471	3	79	23-35-1	471	3	79	4	143	1	93	1	0	0	0	654
Oct 08	at NC State	38	59	0	12	9	54	0	11	9-26-1	54	0	11	2	46	0	26	0	0	0	0	113
Oct 15	STANFORD	35	153	1	49	14	154	0	33	14-29-2	154	0	33	1	11	0	11	1	5	0	5	307
Oct 29	MIAMI	29	148	1	41	25	263	2	53	25-38-0	263	2	53	2	55	0	36	5	45	0	23	411
Notre Dame		293	1198	13	59	149	2110	16	79	149-259-7	2110	16	79	25	572	1	93	15	159	0	40	3308
		346	1281	15	73	145	1824	10	72	145-238-6	1824	10	72	25	497	1	96	14	235	1	74	3105

Games: 8 • Avg/rush: 4.1 • Avg/catch: 14.2 • Pass effic: 140.94 • KR avg: 22.9 • PR avg: 10.6 • All purpose avg/game: 513.8 • Total offense avg/gm: 413.5

Date	Opponent	Tackles				Sacks no-yds	Fumble		Pass Defense			blkd kick	PAT Attempts			off		pts
		ua	a	total	tfl-yds		ff	fr-yds	int-yds	qbh	brup		kick	rush	rcv	saf	t/o	
Sep 04	at Texas	54	28	82	5.0-6	0.0-0	0	0-0	1-22	1	1	1	6-6	0	0	0	7	47
Sep 10	NEVADA	35	14	49	4.0-15	0.0-0	0	0-0	1-5	6	3	0	4-5	0	0	1	7	39
Sep 17	MICHIGAN STATE	54	20	74	5.0-15	0.0-0	0	0-0	1-30	4	4	0	4-4	0	0	0	0	28
Sep 24	DUKE	49	28	77	3.0-11	1.0-7	0	0-0	1-0	0	3	0	5-5	0	0	0	0	35
Oct 01	vs Syracuse	32	64	96	7.0-16	2.0-6	1	0-0	0-0	11	3	1	6-6	0	0	0	0	50
Oct 08	at NC State	33	42	75	5.0-23	0.0-0	3	2-0	0-0	0	1	0	0-0	0	0	0	0	3
Oct 15	STANFORD	45	8	53	5.0-14	3.0-11	2	2-0	1-0	2	4	0	1-1	0	0	0	7	10
Oct 29	MIAMI	57	8	65	12.0-59	5.0-41	0	0-0	1-14	3	8	0	3-3	0	0	0	7	30
Notre Dame		359	212	571	46.0-159	11.0-65	6	4-0	6-71	27	27	2	29-30	0	0	1	28	242
		330	176	506	45.0-180	20.0-115	8	8-1	7-126	18	29	3	23-25	1	1	1	46	221

Date	Opponent	Punting						Field Goals			Kickoffs							
		no.	yds	avg	long	blkd	tb	fc	50+	i20	md-att	long	blkd	no.	yds	avg	tb	ob
Sep 04	at Texas	7	268	38.3	53	0	0	1	1	2	1-2	39	1	6	380	63.3	4	0
Sep 10	NEVADA	5	224	44.8	53	0	0	1	2	2	1-1	21	0	7	455	65.0	4	0
Sep 17	MICHIGAN STATE	6	302	50.3	71	0	0	3	3	3	0-0	0	0	5	276	55.2	2	0
Sep 24	DUKE	4	188	47.0	58	0	1	0	2	1	0-1	0	0	6	385	64.2	1	0
Oct 01	vs Syracuse	5	196	39.2	55	0	0	0	1	1	2-3	39	0	9	564	62.7	4	0
Oct 08	at NC State	6	217	36.2	69	1	0	0	1	2	1-1	40	0	2	108	54.0	0	0
Oct 15	STANFORD	4	171	42.8	58	0	1	0	1	0	1-1	29	0	4	242	60.5	2	0
Oct 29	MIAMI	4	153	38.2	52	1	0	1	1	2	3-3	37	0	7	433	61.9	4	0
Notre Dame		41	1719	41.9	71	2	2	6	12	13	9-12	40	1	46	2843	61.8	21	0
		48	2050	42.7	68	0	3	11	12	15	6-9	43	0	40	2406	60.2	13	1

2016 Notre Dame Football
 Notre Dame Opponent Game-by-Game (as of Oct 29, 2016)
 All games

OPPONENT STATISTICS

Date	Opponent	Rushing				Receiving				Passing				Kick Returns				Punt Returns				tot off
		no.	yds	td	lg	no.	yds	td	lg	cmp-att-int	yds	td	lg	no.	yds	td	lg	no.	yds	td	lg	
Sep 04	at Texas	59	237	5	19	16	280	2	72	16-27-1	280	2	72	2	29	0	19	3	30	0	20	517
Sep 10	NEVADA	30	99	1	17	12	201	0	68	12-26-1	201	0	68	3	41	0	25	2	7	0	4	300
Sep 17	MICHIGAN STATE	52	260	3	73	19	241	2	38	19-26-1	241	2	38	3	42	0	26	0	0	0	0	501
Sep 24	DUKE	42	208	1	32	24	290	3	64	24-32-1	290	3	64	5	184	1	96	2	22	0	18	498
Oct 01	vs Syracuse	37	126	3	18	31	363	2	72	31-51-0	363	2	72	5	91	0	20	3	128	0	74	489
Oct 08	at NC State	51	157	0	28	7	41	0	13	7-14-0	41	0	13	2	32	0	28	2	25	1	16	198
Oct 15	STANFORD	40	176	1	17	10	120	0	21	10-20-1	120	0	21	2	22	0	20	1	-7	0	0	296
Oct 29	MIAMI	35	18	1	16	26	288	1	24	26-42-1	288	1	24	3	56	0	21	1	30	0	30	306
Opponents		346	1281	15	73	145	1824	10	72	145-238-6	1824	10	72	25	497	1	96	14	235	1	74	3105
		293	1198	13	59	149	2110	16	79	149-259-7	2110	16	79	25	572	1	93	15	159	0	40	3308

Games: 8 • Avg/rush: 3.7 • Avg/catch: 12.6 • Pass effic: 134.12 • KR avg: 19.9 • PR avg: 16.8 • All purpose avg/game: 495.4 • Total offense avg/gm: 388.1

Date	Opponent	Tackles				Sacks	Fumble	Pass Defense				blkd	PAT Attempts			off			
		ua	a	total	tfl-yds	no-yds	ff	fr-yds	int-yds	qbh	brup	kick	kick	rush	rcv	saf	t/o	pts	
Sep 04	at Texas	54	16	70	6.0-29	3.0-19	0	0-0	0-0	2	4	1	5-6	0	0	0	0	0	50
Sep 10	NEVADA	56	12	68	6.0-17	0.0-0	1	0-0	1-0	1	1	0	1-1	0	0	0	0	0	10
Sep 17	MICHIGAN STATE	36	12	48	6.0-19	2.0-11	1	2-0	1-0	5	3	0	4-4	0	1	0	15	36	
Sep 24	DUKE	47	18	65	5.0-29	3.0-23	2	2-0	1-0	4	5	0	5-5	0	0	0	10	38	
Oct 01	vs Syracuse	25	60	85	4.0-23	2.0-19	0	0-0	1-13	1	2	0	3-4	0	0	0	0	33	
Oct 08	at NC State	30	28	58	8.0-26	5.0-17	2	2-1	1-25	3	6	1	1-1	0	0	0	0	10	
Oct 15	STANFORD	36	16	52	6.0-26	4.0-21	1	0-0	2-88	1	4	0	1-1	1	0	1	7	17	
Oct 29	MIAMI	46	14	60	4.0-11	1.0-5	1	2-0	0-0	1	4	1	3-3	0	0	0	14	27	
Opponents		330	176	506	45.0-180	20.0-115	8	8-1	7-126	18	29	3	23-25	1	1	1	46	221	
		359	212	571	46.0-159	11.0-65	6	4-0	6-71	27	27	2	29-30	0	0	1	28	242	

Date	Opponent	Punting						Field Goals			Kickoffs							
		no.	yds	avg	long	blkd	tb	fc	50+	i20	md-att	long	blkd	no.	yds	avg	tb	ob
Sep 04	at Texas	6	330	55.0	64	0	1	2	5	1	1-1	25	0	7	435	62.1	2	0
Sep 10	NEVADA	7	311	44.4	68	0	0	2	2	4	1-1	27	0	4	224	56.0	2	0
Sep 17	MICHIGAN STATE	7	266	38.0	42	0	0	1	0	2	0-0	0	0	6	383	63.8	2	1
Sep 24	DUKE	4	169	42.2	53	0	0	2	1	2	1-1	19	0	7	402	57.4	1	0
Oct 01	vs Syracuse	9	349	38.8	57	0	1	1	1	3	0-1	0	0	5	259	51.8	0	0
Oct 08	at NC State	4	148	37.0	42	0	1	0	0	0	1-2	38	0	3	182	60.7	1	0
Oct 15	STANFORD	4	163	40.8	50	0	0	1	1	1	0-1	0	0	3	195	65.0	2	0
Oct 29	MIAMI	7	314	44.9	59	0	0	2	2	2	2-2	43	0	5	326	65.2	3	0
Opponents		48	2050	42.7	68	0	3	11	12	15	6-9	43	0	40	2406	60.2	13	1
		41	1719	41.9	71	2	2	6	12	13	9-12	40	1	46	2843	61.8	21	0

2016 Notre Dame Football
 Notre Dame Game Superlatives (as of Oct 29, 2016)
 All games

INDIVIDUAL GAME HIGHS

Rushes	20	ADAMS, Josh vs Syracuse (Oct 01, 2016)
Yards Rushing	106	ADAMS, Josh vs Nevada (Sep 10, 2016)
TD Rushes	2	KIZER vs Michigan State (Sep 17, 2016)
Long Rush	59	WILLIAMS, D. vs Syracuse (Oct 01, 2016)
Pass attempts	38	KIZER vs Miami (Oct 29, 2016)
Pass completions	25	KIZER vs Miami (Oct 29, 2016)
Yards Passing	471	KIZER vs Syracuse (Oct 01, 2016)
TD Passes	5	KIZER at Texas (Sep 04, 2016)
Long Pass	79	KIZER vs Syracuse (Oct 01, 2016)
Receptions	6	ST. BROWN vs Nevada (Sep 10, 2016)
	6	ST. BROWN vs Duke (Sep 24, 2016)
	6	HUNTER, T. vs Duke (Sep 24, 2016)
	6	ST. BROWN vs Miami (Oct 29, 2016)
Yards Receiving	182	ST. BROWN vs Syracuse (Oct 01, 2016)
TD Receptions	2	ST. BROWN at Texas (Sep 04, 2016)
	2	ST. BROWN vs Syracuse (Oct 01, 2016)
Long Reception	79	ST. BROWN vs Syracuse (Oct 01, 2016)
Field Goals	3	YOON vs Miami (Oct 29, 2016)
Long Field Goal	40	YOON at NC State (Oct 08, 2016)
Punts	7	NEWSOME at Texas (Sep 04, 2016)
Punting Avg	50.3	NEWSOME vs Michigan State (Sep 17, 2016)
Long Punt	71	NEWSOME vs Michigan State (Sep 17, 2016)
Punts inside 20	3	NEWSOME vs Michigan State (Sep 17, 2016)
Long Punt Return	40	SANDERS at Texas (Sep 04, 2016)
Long Kickoff Return	93	SANDERS vs Syracuse (Oct 01, 2016)
Tackles	13	MORGAN, Nyles at Texas (Sep 04, 2016)
	13	TRANQUILL vs Syracuse (Oct 01, 2016)
Sacks	2.0	MARTINI vs Stanford (Oct 15, 2016)
	2.0	MORGAN, Nyles vs Miami (Oct 29, 2016)
Tackles For Loss	6.0	JONES, J. vs Miami (Oct 29, 2016)
Interceptions	1	CRAWFORD at Texas (Sep 04, 2016)
	1	JONES, J. vs Nevada (Sep 10, 2016)
	1	STUDSTILL vs Michigan State (Sep 17, 2016)
	1	VAUGHN vs Duke (Sep 24, 2016)
	1	LUKE vs Stanford (Oct 15, 2016)
	1	LUKE vs Miami (Oct 29, 2016)

2016 Notre Dame Football
 Notre Dame Game Superlatives (as of Oct 29, 2016)
 All games

TEAM GAME HIGHS

Rushes	46	at Texas (Sep 04, 2016)
	46	vs Nevada (Sep 10, 2016)
Yards Rushing	239	vs Nevada (Sep 10, 2016)
Yards Per Rush	5.2	vs Nevada (Sep 10, 2016)
TD Rushes	3	vs Nevada (Sep 10, 2016)
	3	vs Duke (Sep 24, 2016)
Pass attempts	38	vs Miami (Oct 29, 2016)
Pass completions	25	vs Miami (Oct 29, 2016)
Yards Passing	471	vs Syracuse (Oct 01, 2016)
Yards Per Pass	13.5	vs Syracuse (Oct 01, 2016)
TD Passes	5	at Texas (Sep 04, 2016)
Total Plays	76	at Texas (Sep 04, 2016)
Total Offense	654	vs Syracuse (Oct 01, 2016)
Yards Per Play	9.1	vs Syracuse (Oct 01, 2016)
Points	50	vs Syracuse (Oct 01, 2016)
Sacks By	5	vs Miami (Oct 29, 2016)
First Downs	25	vs Syracuse (Oct 01, 2016)
Penalties	9	vs Nevada (Sep 10, 2016)
Penalty Yards	94	vs Nevada (Sep 10, 2016)
Turnovers	3	vs Michigan State (Sep 17, 2016)
	3	vs Duke (Sep 24, 2016)
	3	at NC State (Oct 08, 2016)
Interceptions By	1	at Texas (Sep 04, 2016)
	1	vs Nevada (Sep 10, 2016)
	1	vs Michigan State (Sep 17, 2016)
	1	vs Duke (Sep 24, 2016)
	1	vs Stanford (Oct 15, 2016)
	1	vs Miami (Oct 29, 2016)
Punts	7	at Texas (Sep 04, 2016)
Punting Avg	50.3	vs Michigan State (Sep 17, 2016)
Long Punt	71	vs Michigan State (Sep 17, 2016)
Punts inside 20	3	vs Michigan State (Sep 17, 2016)
Long Punt Return	40	at Texas (Sep 04, 2016)

2016 Notre Dame Football
 Notre Dame Game Superlatives (as of Oct 29, 2016)
 All games

OPPONENT INDIVIDUAL GAME HIGHS

Rushes	24	Foreman, D'Onta, at Texas (Sep 04, 2016)
Yards Rushing	131	Foreman, D'Onta, at Texas (Sep 04, 2016)
TD Rushes	3	Swoopes, Tyrone, at Texas (Sep 04, 2016)
	3	Dungey, E., vs Syracuse (Oct 01, 2016)
Long Rush	73	Holmes, Gerald, vs Michigan State (Sep 17, 2016)
Pass attempts	51	Dungey, E., vs Syracuse (Oct 01, 2016)
Pass completions	31	Dungey, E., vs Syracuse (Oct 01, 2016)
Yards Passing	363	Dungey, E., vs Syracuse (Oct 01, 2016)
TD Passes	3	Jones, D, vs Duke (Sep 24, 2016)
Long Pass	72	Buechele, Shane, at Texas (Sep 04, 2016)
	72	Dungey, E., vs Syracuse (Oct 01, 2016)
Receptions	8	Shelton, R.J., vs Michigan State (Sep 17, 2016)
	8	Rahming, T.J., vs Duke (Sep 24, 2016)
Yards Receiving	134	Etta-Tawo, A., vs Syracuse (Oct 01, 2016)
TD Receptions	2	Nash, A, vs Duke (Sep 24, 2016)
Long Reception	72	Burt, John, at Texas (Sep 04, 2016)
	72	Etta-Tawo, A., vs Syracuse (Oct 01, 2016)
Field Goals	2	Badgley,M., vs Miami (Oct 29, 2016)
Long Field Goal	43	Badgley,M., vs Miami (Oct 29, 2016)
Punts	8	Hofrichter, S., vs Syracuse (Oct 01, 2016)
Punting Avg	55.0	Dickson, Michae, at Texas (Sep 04, 2016)
Long Punt	68	BOY, Alex, vs Nevada (Sep 10, 2016)
Punts inside 20	4	BOY, Alex, vs Nevada (Sep 10, 2016)
Long Punt Return	74	Estime, B., vs Syracuse (Oct 01, 2016)
Long Kickoff Return	96	Wilson, S, vs Duke (Sep 24, 2016)
Tackles	17	Bennett, P., vs Syracuse (Oct 01, 2016)
Sacks	3.0	Chubb, B., at NC State (Oct 08, 2016)
Tackles For Loss	3.5	Chubb, B., at NC State (Oct 08, 2016)
Interceptions	1	JOHNSON, K., vs Nevada (Sep 10, 2016)
	1	Reschke, Jon, vs Michigan State (Sep 17, 2016)
	1	Singleton, D, vs Duke (Sep 24, 2016)
	1	Franklin, Z., vs Syracuse (Oct 01, 2016)
	1	Morehead, J., at NC State (Oct 08, 2016)
	1	Meeks,Q, vs Stanford (Oct 15, 2016)
	1	Lloyd,D, vs Stanford (Oct 15, 2016)

2016 Notre Dame Football
 Notre Dame Game Superlatives (as of Oct 29, 2016)
 All games

OPPONENT TEAM GAME HIGHS

Rushes	59	at Texas (Sep 04, 2016)
Yards Rushing	260	vs Michigan State (Sep 17, 2016)
Yards Per Rush	5.0	vs Michigan State (Sep 17, 2016)
TD Rushes	5	at Texas (Sep 04, 2016)
Pass attempts	51	vs Syracuse (Oct 01, 2016)
Pass completions	31	vs Syracuse (Oct 01, 2016)
Yards Passing	363	vs Syracuse (Oct 01, 2016)
Yards Per Pass	10.4	at Texas (Sep 04, 2016)
TD Passes	3	vs Duke (Sep 24, 2016)
Total Plays	88	vs Syracuse (Oct 01, 2016)
Total Offense	517	at Texas (Sep 04, 2016)
Yards Per Play	6.7	vs Duke (Sep 24, 2016)
Points	50	at Texas (Sep 04, 2016)
Sacks By	5	at NC State (Oct 08, 2016)
First Downs	26	at Texas (Sep 04, 2016)
Penalties	11	at Texas (Sep 04, 2016)
	11	vs Nevada (Sep 10, 2016)
Penalty Yards	104	at Texas (Sep 04, 2016)
Turnovers	3	vs Stanford (Oct 15, 2016)
Interceptions By	2	vs Stanford (Oct 15, 2016)
Punts	9	vs Syracuse (Oct 01, 2016)
Punting Avg	55.0	at Texas (Sep 04, 2016)
Long Punt	68	vs Nevada (Sep 10, 2016)
Punts inside 20	4	vs Nevada (Sep 10, 2016)
Long Punt Return	74	vs Syracuse (Oct 01, 2016)

2016 Notre Dame Football
 Notre Dame Red-Zone Results (as of Oct 29, 2016)
 All games

Notre Dame Inside Opponent Red-Zone

Date	Opponent	Score	Times In RZ	Times Scored	Total Pts	Rush TDs	Pass TDs	FGs Made	Failed to score inside RZ						
									FGA	Down	Int	Fumb	Half	Game	
Sep 04, 2016	at Texas	L 47-50	5	4	24	3	0	3	1	1	0	0	0	0	0
Sep 10, 2016	NEVADA	W 39-10	6	6	37	5	3	2	1	0	0	0	0	0	0
Sep 17, 2016	MICHIGAN STATE	L 28-36	4	4	28	4	2	2	0	0	0	0	0	0	0
Sep 24, 2016	DUKE	L 35-38	5	4	28	4	3	1	0	1	0	0	0	0	0
Oct 01, 2016	vs Syracuse	W 50-33	3	2	10	1	1	0	1	0	1	0	0	0	0
Oct 08, 2016	at NC State	L 3-10	2	0	0	0	0	0	0	0	1	1	0	0	0
Oct 15, 2016	STANFORD	L 10-17	3	2	10	1	1	0	1	0	1	0	0	0	0
Oct 29, 2016	MIAMI	W 30-27	5	5	23	2	0	2	3	0	0	0	0	0	0
Totals			33	27	160	20	10	10	7	2	3	1	0	0	0
27 of 33 (81.8%)															

Opponents Inside Notre Dame Red-Zone

Date	Opponent	Score	Times In RZ	Times Scored	Total Pts	Rush TDs	Pass TDs	FGs Made	Failed to score inside RZ						
									FGA	Down	Int	Fumb	Half	Game	
Sep 04, 2016	at Texas	L 47-50	7	7	43	6	5	1	1	0	0	0	0	0	0
Sep 10, 2016	NEVADA	W 39-10	3	2	10	1	1	0	1	0	1	0	0	0	0
Sep 17, 2016	MICHIGAN STATE	L 28-36	3	3	21	3	2	1	0	0	0	0	0	0	0
Sep 24, 2016	DUKE	L 35-38	3	2	10	1	1	0	1	0	1	0	0	0	0
Oct 01, 2016	vs Syracuse	W 50-33	5	4	26	4	3	1	0	0	1	0	0	0	0
Oct 08, 2016	at NC State	L 3-10	3	1	3	0	0	0	1	1	1	0	0	0	0
Oct 15, 2016	STANFORD	L 10-17	1	1	8	1	1	0	0	0	0	0	0	0	0
Oct 29, 2016	MIAMI	W 30-27	3	3	17	2	1	1	1	0	0	0	0	0	0
Totals			28	23	138	18	14	4	5	1	4	0	0	0	0
23 of 28 (82.1%)															

2016 Notre Dame Football
Notre Dame By-Quarter Statistics (as of Oct 29, 2016)
All games

3rd-Down Conversions

Date	Opponent	Score	Overall	1st Qtr	2nd Qtr	3rd Qtr	4th Qtr	Overtime
Sep 04, 2016	at Texas	L 47-50	7-16 43.8	2-4 50.0	2-4 50.0	1-3 33.3	2-4 50.0	0-1 0.0
Sep 10, 2016	NEVADA	W 39-10	7-15 46.7	2-4 50.0	4-5 80.0	0-2 0.0	1-4 25.0	
Sep 17, 2016	MICHIGAN STATE	L 28-36	4-11 36.4	1-2 50.0	0-2 0.0	2-4 50.0	1-3 33.3	
Sep 24, 2016	DUKE	L 35-38	5-12 41.7	1-3 33.3	3-5 60.0	0-1 0.0	1-3 33.3	
Oct 01, 2016	vs Syracuse	W 50-33	3-12 25.0	1-3 33.3	0-3 0.0	0-2 0.0	2-4 50.0	
Oct 08, 2016	at NC State	L 3-10	1-15 6.7	1-3 33.3	0-5 0.0	0-3 0.0	0-4 0.0	
Oct 15, 2016	STANFORD	L 10-17	5-14 35.7	0-1 0.0	2-5 40.0	3-5 60.0	0-3 0.0	
Oct 29, 2016	MIAMI	W 30-27	8-16 50.0	5-6 83.3	0-3 0.0	0-2 0.0	3-5 60.0	
	Notre Dame		40-111 36.0	13-26 50.0	11-32 34.4	6-22 27.3	10-30 33.3	0-1 0.0
	Opponents		45-122 36.9	10-26 38.5	10-32 31.2	12-31 38.7	11-31 35.5	2-2 100.0

4th-Down Conversions

Date	Opponent	Score	Overall	1st Qtr	2nd Qtr	3rd Qtr	4th Qtr	Overtime
Sep 04, 2016	at Texas	L 47-50	0-0 0.0	0-0 0.0	0-0 0.0	0-0 0.0	0-0 0.0	0-0 0.0
Sep 10, 2016	NEVADA	W 39-10	2-2 100.0	0-0 0.0	0-0 0.0	2-2 100.0	0-0 0.0	
Sep 17, 2016	MICHIGAN STATE	L 28-36	1-1 100.0	0-0 0.0	0-0 0.0	0-0 0.0	1-1 100.0	
Sep 24, 2016	DUKE	L 35-38	0-1 0.0	0-0 0.0	0-0 0.0	0-0 0.0	0-1 0.0	
Oct 01, 2016	vs Syracuse	W 50-33	0-1 0.0	0-1 0.0	0-0 0.0	0-0 0.0	0-0 0.0	
Oct 08, 2016	at NC State	L 3-10	2-4 50.0	0-0 0.0	0-0 0.0	0-1 0.0	2-3 66.7	
Oct 15, 2016	STANFORD	L 10-17	2-4 50.0	0-0 0.0	1-1 100.0	0-1 0.0	1-2 50.0	
Oct 29, 2016	MIAMI	W 30-27	0-1 0.0	0-0 0.0	0-0 0.0	0-1 0.0	0-0 0.0	
	Notre Dame		7-14 50.0	0-1 0.0	1-1 100.0	2-5 40.0	4-7 57.1	0-0 0.0
	Opponents		6-14 42.9	2-3 66.7	3-6 50.0	1-4 25.0	0-1 0.0	0-0 0.0

Time of Possession

Date	Opponent	Score	Overall	1st Qtr	2nd Qtr	3rd Qtr	4th Qtr	Overtime
Sep 04, 2016	at Texas	L 47-50	32:42	9:35	6:47	8:34	7:46	0:00
Sep 10, 2016	NEVADA	W 39-10	33:32	8:17	8:44	7:52	8:39	
Sep 17, 2016	MICHIGAN STATE	L 28-36	22:03	6:14	5:45	5:08	4:56	
Sep 24, 2016	DUKE	L 35-38	29:25	10:17	6:32	6:10	6:26	
Oct 01, 2016	vs Syracuse	W 50-33	31:22	7:07	8:35	6:13	9:27	
Oct 08, 2016	at NC State	L 3-10	27:41	6:25	7:32	3:47	9:57	
Oct 15, 2016	STANFORD	L 10-17	27:09	3:11	9:55	8:05	5:58	
Oct 29, 2016	MIAMI	W 30-27	26:35	9:25	5:26	3:53	7:51	
	Notre Dame	Total	230:29	60:31	59:16	49:42	61:00	0:00
		Avg.	28:48	7:33	7:24	6:12	7:37	0:00
	Opponents	Total	249:31	59:29	60:44	70:18	59:00	0:00
		Avg.	31:11	7:26	7:35	8:47	7:22	0:00

2016 Notre Dame Football
 Notre Dame Games Played (as of Oct 29, 2016)
 All games

##	PLAYER	GP-GS	UT	NEV	MSU	DU	SU	ST	STAN	UM
31	PERRY	5/-	XXX	XXX	XXX	...	XXX	XXX
18	PRIDE	4/2	XXX	XXX	START	START
39	RECKER	1/-	...	XXX
90	ROCHELL	8/8	START	START	START	START	START	START	START	START
57	RUHLAND	5/-	...	XXX	XXX	XXX	XXX	XXX
3	SANDERS	8/5	XXX	START	XXX	START	START	START	XXX	START
8	SEBASTIAN	8/1	START	XXX	XXX	XXX	XXX	XXX	XXX	XXX
80	SMYTHE	8/8	START	START	START	START	START	START	START	START
29	STEPHERSON	8/1	XXX	XXX	XXX	XXX	XXX	XXX	START	XXX
1B	STUDSTILL	8/6	XXX	START	START	START	START	XXX	START	START
58	TAYLOR, Elijah	1/-	XXX
99	TILLERY	8/8	START	START	START	START	START	START	START	START
23	TRANQUILL	8/8	START	START	START	START	START	START	START	START
98	TRUMBETTI	8/3	XXX	START	START	START	XXX	XXX	XXX	XXX
4A	VANGORDER	8/-	XXX	XXX	XXX	XXX	XXX	XXX	XXX	XXX
35	VAUGHN	6/2	...	XXX	...	XXX	START	START	XXX	XXX
82	WEISHAR	8/-	XXX	XXX	XXX	XXX	XXX	XXX	XXX	XXX
26	WHITE	6/-	XXX	XXX	XXX	XXX	XXX	XXX
2	WILLIAMS, D.	8/-	XXX	XXX	XXX	XXX	XXX	XXX	XXX	XXX
19	YOON	8/-	XXX	XXX	XXX	XXX	XXX	XXX	XXX	XXX
9	ZAIRE	5/1	XXX	XXX	...	START	...	XXX	XXX	...

2016 Notre Dame Football
 Notre Dame Passing Game-by-Game (as of Oct 29, 2016)
 All games

#14 KIZER	Comp	Att	Int	Pct	Yards	TD	Long	Sacked	Effic
Texas	15	24	0	62.5	215	5	30	2-8	206.50
Nevada	15	18	1	83.3	156	2	49	0-0	181.69
Michigan State	20	37	1	54.1	344	2	48	2-11	144.58
Duke	22	37	1	59.5	381	2	44	2-11	158.39
Syracuse	23	35	1	65.7	471	3	79	2-19	201.33
NC State	9	26	1	34.6	54	0	11	5-17	44.37
Stanford	14	26	2	53.8	154	0	33	3-16	88.22
Miami	25	38	0	65.8	263	2	53	1-5	141.29
TOTALS	143	241	7	59.3	2038	16	79	17-87	146.47

#9 ZAIRE	Comp	Att	Int	Pct	Yards	TD	Long	Sacked	Effic
Texas	2	5	0	40.0	23	0	15	1-11	78.64
Nevada	4	9	0	44.4	49	0	22	0-0	90.18
Stanford	0	2	0	0.0	0	0	0	1-5	0.00
TOTALS	6	16	0	37.5	72	0	22	3-28	75.30

#16 HUNTER, T.	Comp	Att	Int	Pct	Yards	TD	Long	Sacked	Effic
Texas	0	1	0	0.0	0	0	0	0-0	0.00
TOTALS	0	1	0	0.0	0	0	0	0-0	0.00

#TM TEAM	Comp	Att	Int	Pct	Yards	TD	Long	Sacked	Effic
Stanford	0	1	0	0.0	0	0	0	0-0	0.00
TOTALS	0	1	0	0.0	0	0	0	0-0	0.00

2016 Notre Dame Football
 Notre Dame Rushing/Receiving Game-by-Game (as of Oct 29, 2016)
 All games

RUSHING	No-Yds/TD	UT	NEV	MSU	DU	SU	ST	STAN	UM
ADAMS, Josh	101-510/2	11-43/0	10-106/0	12-29/0	14-60/1	20-102/0	14-51/0	8-25/0	12-94/1
KIZER	86-316/7	13-77/1	10-35/1	9-14/2	11-60/1	9-1/1	15-15/0	11-83/1	8-31/0
FOLSTON	49-202/1	18-88/0	10-27/1	4-14/0	5-17/0	DNP	DNP	8-49/0	4-7/0
WILLIAMS, D.	32-192/3	-	8-59/1	-	5-24/1	8-80/1	6-13/0	2-10/0	3-6/0
SANDERS	1-12/0	-	-	-	-	-	-	-	1-12/0
CLAYPOOL	1-9/0	-	1-9/0	-	-	-	-	-	-
ANDERSON, J.	1-4/0	DNP	1-4/0	DNP	DNP	DNP	DNP	DNP	DNP
ZAIRE	14--1/0	3-0/0	5-5/0	DNP	2--8/0	DNP	1--1/0	3-3/0	DNP
TEAM	8--46/0	1--2/0	1--6/0	DNP	DNP	-	2--19/0	3--17/0	1--2/0

RECEIVING	No-Yds/TD	UT	NEV	MSU	DU	SU	ST	STAN	UM
ST. BROWN	37-683/7	5-75/2	6-85/0	4-83/1	6-116/1	4-182/2	3-30/0	3-40/0	6-72/1
HUNTER, T.	30-417/2	4-37/1	DNP	5-95/0	6-75/0	4-64/0	2-19/0	4-70/0	5-57/1
STEPHERSON	12-287/3	-	3-35/1	2-42/0	3-72/1	1-54/1	-	1-6/0	2-78/0
SANDERS	20-262/2	3-55/1	5-46/1	2-53/0	3-61/0	4-39/0	1-6/0	-	2-2/0
ADAMS, Josh	16-133/1	3-46/1	1--1/0	4-17/0	2-19/0	2-52/0	1--3/0	2-3/0	1-0/0
SMYTHE	6-63/1	1-8/0	-	1-12/1	1-18/0	1-14/0	1-6/0	-	1-5/0
BOYKIN	4-57/0	-	-	-	1-20/0	2-36/0	-	-	1-1/0
CLAYPOOL	3-52/0	-	1-6/0	1-33/0	-	-	-	1-13/0	-
FOLSTON	6-48/0	1-17/0	-	-	-	DNP	DNP	1-7/0	4-24/0
HOLMES	4-34/0	-	1-15/0	1-9/0	-	2-10/0	-	-	-
FINKE	4-33/0	DNP	2-19/0	DNP	-	-	-	1--1/0	1-15/0
WEISHAR	2-29/0	-	-	-	-	1-13/0	-	1-16/0	-
WILLIAMS, D.	4-16/0	-	-	-	-	2-7/0	-	-	2-9/0
McGLINCHEY	1--4/0	-	-	-	-	-	1--4/0	-	-

2016 Notre Dame Football
 Notre Dame Return Stats Game-by-Game (as of Oct 29, 2016)
 All games

PUNT RETURNS	No-Yds	UT	NEV	MSU	DU	SU	ST	STAN	UM
SANDERS	10-125	2-51	1-24	2-9	1-12	-	-	1-5	3-24
FINKE	3-38	DNP	1-15	DNP	-	1-0	-	-	1-23
PRIDE	1--2	DNP	DNP	DNP	DNP	-	-	-	1--2
BOYKIN	1--2	-	-	1--2	-	-	-	-	-

KICK RETURNS	No-Yds	UT	NEV	MSU	DU	SU	ST	STAN	UM
SANDERS	17-426	4-75	1-37	1-20	3-65	4-143	1-20	1-11	2-55
FINKE	4-79	DNP	-	DNP	3-53	-	1-26	-	-
WILLIAMS, D.	4-67	1-20	1-7	2-40	-	-	-	-	-

INT. RETURNS	No-Yds	UT	NEV	MSU	DU	SU	ST	STAN	UM
LUKE	2-14	-	-	-	-	-	-	1-0	1-14
JONES, J.	1-5	-	1-5	-	-	-	-	-	-
VAUGHN	1-0	DNP	-	DNP	1-0	-	-	-	-
CRAWFORD	1-22	1-22	-	DNP	DNP	DNP	DNP	DNP	DNP
STUDSTILL	1-30	-	-	1-30	-	-	-	-	-

FUMBLE RETURNS	No-Yds	UT	NEV	MSU	DU	SU	ST	STAN	UM
----------------	--------	----	-----	-----	----	----	----	------	----

2016 Notre Dame Football
 Notre Dame Tackle For Loss Game-by-Game (as of Oct 29, 2016)
 All games

TACKLES FOR LOSS	UA-A	Total	UT	NEV	MSU	DU	SU	ST	STAN	UM
JONES, J.	8-1	8.5	-	-	-	1.0-1	0.5-1	-	1.0-7	6.0-24
ROCHELL	6-2	7.0	2.5-3	0.5-1	1.0-9	-	1.0-4	-	1.0-2	1.0-2
ONWUALU	5-3	6.5	1.0-2	2.0-10	1.0-2	-	1.0-5	0.5-4	-	1.0-2
MORGAN, Nyles	5-2	6.0	-	0.5-1	-	1.0-7	1.5-3	-	-	3.0-24
MARTINI	3-2	4.0	0.5-0	-	-	-	1.5-1	-	2.0-4	-
TILLERY	3-0	3.0	-	-	2.0-3	-	-	1.0-1	-	-
TRANQUILL	2-0	2.0	-	-	-	1.0-3	-	-	1.0-1	-
BILAL	2-0	2.0	-	-	-	-	-	1.0-6	-	1.0-7
LUKE	2-0	2.0	1.0-1	-	-	-	-	1.0-7	-	-
CONEY	1-1	1.5	-	1.0-3	-	-	0.5-1	-	-	-
STUDSTILL	1-0	1.0	-	-	-	-	-	1.0-2	-	-
COLEMAN	1-0	1.0	-	-	1.0-1	-	-	-	-	-
HAYES, Jay	0-1	0.5	DNP	-	-	DNP	0.5-0	-	-	-
CAGE	0-1	0.5	-	-	-	-	0.5-1	-	-	-
TRUMBETTI	0-1	0.5	-	-	-	-	-	0.5-3	-	-

