



# 2010-11 NOTRE DAME MEN'S BASKETBALL



ATHLETIC MEDIA RELATIONS: Joyce Center Room 112 Notre Dame, IN 46556 Fax: (574) 631-7941  
 MEDIA RELATIONS CONTACTS: Bernadette Cafarelli o: (574) 631-8458 c: (574) 532-0249 cafarelli.1@nd.edu  
 Sean Carroll o: (574) 631-2664 c: (574) 340-2177 carroll.64@nd.edu

## 2010-11 Schedule

Date	Opponent	Time
11/1	MARIAN UNIVERSITY <sup>^</sup>	W, 85-52
11/6	CATHOLIC UNIVERSITY <sup>^</sup>	W, 72-47
11/12	GEORGIA SOUTHERN	W, 98-61
11/14	LIBERTY	W, 72-51
11/17	CHICAGO STATE	W, 102-62
11/22	MAINE	W, 97-72
<i>Old Spice Classic (Orlando, Fla.)</i>		
11/25	vs. Georgia (ESPN2)	W, 89-83 (2ot)
11/26	vs. California (ESPN2)	W, 57-44
11/28	vs. Wisconsin (ESPN2)	W, 58-51
11/30	(25/-) INDIANA STATE	W, 81-72
12/8	(23/23) vs. Kentucky! (ESPN) (17/16)	L, 58-72
12/11	(23/23) GONZAGA (ESPN2)	W, 83-79
12/19	(24/23) STONY BROOK (ESPNU)	W, 88-62
12/22	(22/20) UMBC	W, 93-53
12/29	(15/15) GEORGETOWN* (9/9) (ESPN2)	W, 69-55
1/1	(15/15) at Syracuse* (5/5) (ESPNU)	L, 58-70
1/4	(14/15) CONNECTICUT* (8/9) (BEN)	W, 73-70
1/8	(14/15) ST. JOHN'S* (ESPNU)	8:00 p.m.
1/10	at Marquette* (ESPN2)	7:00 p.m.
1/16	at St. John's*	Noon
1/19	CINCINNATI* (ESPN2)	7:00 p.m.
1/22	MARQUETTE*	7:00 p.m.
1/24	at Pittsburgh* (ESPN)	7:00 p.m.
2/3	at DePaul* (ESPN/ESPN2)	9:00 p.m.
2/6	RUTGERS*	Noon
2/9	LOUISVILLE* (ESPNU)	7:00 p.m.
2/12	at USF*	Noon
2/19	at West Virginia* (CBS)	1:00 p.m.
2/23	at Providence*	7:00 p.m.
2/26	SETON HALL* (ESPNU)	7:00 p.m.
2/28	VILLANOVA* (ESPN)	7:00 p.m.
3/5	at Connecticut* (ESPN/ESPN2)	2:00 p.m.
3/8-12	BIG EAST Championship (ESPN) (Madison Square Garden; New York City)	
3/15-20	NCAA First-Third Rounds	
3/24-27	NCAA Championship Regionals	
4/2	NCAA Final Four-Semifinals (Houston, Texas)	
4/4	NCAA Final Four-Final (Houston, Texas)	

<sup>^</sup> - Exhibition Game

! - BIG EAST/SEC Invitational (Louisville, Ky.)

\* - BIG EAST Conference Game

Home events in **BOLD CAPS**

All times Eastern

## Game 16 • Saturday, January 8 • 8:00 p.m. (EST) Purcell Pavilion at the Joyce Center (9,154)

Notre Dame, Ind.



Vs.



#14/15 Notre Dame Fighting Irish

Record: 13-2, 2-1

H: 10-0; A: 0-1; N: 3-1

Notre Dame Leads Series 19-16

St. John's Red Storm

Record: 10-3, 3-0

H: 5-1; A: 2-2; N: 3-0

TV: **ESPNU/ESPN3.com**

Beth Mowins (play-by-play)

Mike Kelley (analyst), Digger Phelps (analyst)

Radio: **Affiliate listings on page 7; Broadcast also on UND.com**

Jack Nolan (play-by-play)

LaPhonso Ellis (analyst)

### NOTRE DAME PROBABLE STARTING LINEUP

2010-11 Statistics

No.	Player	Pos	Ht.	Wt.	Yr.	PPG	RPG	APG
1	Tyrone Nash	F	6-8	232	Sr.	10.2	6.3	2.8
21	Tim Abromaitis	F	6-8	235	Sr.	16.5	7.2	2.2
0	Eric Atkins	G	6-2	173	Fr.	6.4	2.9	3.4
14	Scott Martin	G	6-8	219	Sr.	10.0	4.5	1.8
23	Ben Hansbrough	G	6-3	206	Sr.	15.6	3.7	4.0

### #14/15 IRISH WELCOME IN ST. JOHN'S ON SATURDAY

• Notre Dame (13-2, 2-1) will face St. John's (10-3, 3-0) for the first of two meetings in an eight-day span when the Irish play host to the Red Storm on Saturday. Tip-off is slated for 8:00 p.m. (ET) inside Purcell Pavilion at the Joyce Center.

• Notre Dame has recorded 13 wins in its first 15 games for the first time since the 2006-07 campaign.

• The Fighting Irish are coming off a 73-70 home victory over No. 8/9 Connecticut on Tuesday. Notre Dame went 2-1 against three top-10 teams in its first three BIG EAST games.

• Notre Dame is off to a 2-1 start in BIG EAST play for the fifth straight season. The Irish improved to 3-1 in league play in each of the past four seasons.

• This will be the 36th meeting all-time between the Fighting Irish and Red Storm. Notre Dame leads the series 19-16. Eighteen of the meetings have occurred since Notre Dame joined the BIG EAST in 1995. The Irish are 10-8 in those contests, which include a 1-1 mark in the BIG EAST Tournament. Notre Dame will visit St. John's in just over a week (Jan. 16).

• The two teams have split the last 10 meetings dating back to the 2001-02 season. St. John's won last season's only meeting, 69-68, on Feb. 14, 2010, at Purcell Pavilion. Notre Dame's last victory against the Red Storm was a 74-55 decision at home on March 6, 2009. This will be the third straight game in the series played at Notre Dame. The Fighting Irish have an 11-8 home record against St. John's.

• The Fighting Irish are ranked 14th in the Associated Press poll. That is the highest ranking for the Irish this season. Notre Dame is 15th in the ESPN/USA Today Coaches poll.



## NOTRE DAME 2010-11 ROSTER

*2010-11 Statistics*

No.	Player	Pos	Ht.	Wt.	Yr.	PPG.	RPG	Hometown/High School
0	Eric Atkins	G	6-2	173	Fr.	6.4	2.9	Columbia, Md./Mount Saint Joseph
1	Tyrone Nash	F	6-8	232	Sr.	10.2	6.3	Queens, N.Y./Lawrence Woodmere Academy & Northfield Mt. Hermon
5	Tom Kopko	G	6-2	187	Sr.	0.5	0.3	Chicago, Ill./St. Laurence
12	Alex Dragicevich	G	6-8	215	Fr.	2.3	1.2	Northbrook, Ill./Glenbrook North
14	Scott Martin	G	6-8	219	Sr.	10.0	4.5	Valparaiso, Ind./Valparaiso
21	Tim Abromaitis	F	6-8	235	GS	16.5	7.2	Unionville, Conn./Farmington
22	Jerian Grant	G	6-5	185	Fr.	--	--	Bowie, Md./DeMatha
23	Ben Hansbrough	G	6-3	203	Sr.	15.6	3.7	Poplar Bluff, Mo./Poplar Bluff
25	Tom Knight	F	6-10	253	So.	2.3	1.9	Dixfield, Maine/Dirigo
32	Joey Brooks	G	6-6	215	So.	1.8	1.5	Houston, Texas/Strake Jesuit College Prep
33	Mike Broghammer	F	6-9	248	So.	2.0	1.3	Orono, Minn./Hopkins
34	Carleton Scott	F	6-8	218	Sr.	11.9	6.4	San Antonio, Texas/James Madison
45	Jack Cooley	F	6-9	244	So.	4.5	3.3	Glenview, Ill./Glenbrook South

**Head Coach:** Mike Brey (George Washington '82)

**Assistant Coach:** Anthony Solomon (Virginia '87)

**Assistant Coach:** Rod Balanis (Georgia Tech '93)

**Assistant Coach:** Martin Ingelsby (Notre Dame '01)

**Coordinator of Basketball Operations:** Harold Swanagan (Notre Dame '02)

**Athletic Trainer:** Skip Meyer (Central Connecticut State '74)

### Pronunciation Guide

Tim Abromaitis .....	ab-row-MY-tis
Jack Cooley .....	COOL-ee
Mike Broghammer.....	BROGE-ham-mer
Alex Dragicevich .....	Drag-ee-vich
Jerian Grant.....	JARE-in
Ben Hansbrough.....	HANDS-bro
Tom Kopko .....	cop-COE

### National Polls (Jan. 3)

#### AP Top 25

1. Duke
2. Ohio State
3. Kansas
- 4. Syracuse**
- 5. Pittsburgh**
6. San Diego State
- 7. Villanova**
- 8. Connecticut**
9. Missouri
- 10. Kentucky**
11. Purdue
12. Texas
- 13. Georgetown**
- 14. NOTRE DAME**
15. BYU
16. Texas A&M
17. Kansas State
18. Michigan State
19. UCF
20. Illinois
21. Memphis
22. Vanderbilt
23. Washington
- 24. Cincinnati**
25. UNLV

#### ESPN/USA Today Coaches Poll

1. Duke
2. Ohio State
3. Kansas
- 4. Syracuse**
- 5. Pittsburgh**
6. San Diego State
- 7. Villanova**
8. Missouri
- 9. Connecticut**
10. Purdue
- 11. Kentucky**
12. Texas
- 13. Georgetown**
14. BYU
- 15. NOTRE DAME**
16. Texas A&M
17. Kansas State
18. UCF
19. Michigan State
20. Illinois
21. Minnesota
22. Memphis
- 23. Louisville**
24. Vanderbilt
- 25. Cincinnati**

**Bold** indicates 2010-11 Irish opponent

### TAKING DOWN A TOP-10 FOE

- Tuesday's 73-70 victory over No. 8/9 Connecticut coupled with the 69-55 victory over No. 9/9 Georgetown on Dec. 29 marked the first time since the 2002-03 campaign that Notre Dame has defeated two top-10 teams in a three-game span. That season the Fighting Irish took down No. 13/10 Marquette (92-71), No. 9/8 Maryland (79-67) and No. 2/2 Texas (98-92) in consecutive contests.
- Prior to the wins over Georgetown and Connecticut, the last time Notre Dame recorded back-to-back home wins over top-10 teams was during the 1960-61 season when the Irish knocked off No. 7 DePaul (61-58 on Jan. 17, 1961) and No. 7 St. John's (64-63 on Feb. 2, 1961).
- The last time Notre Dame defeated three top-10 teams in the same season was during the 2008-09 campaign. That season, the Irish took down No. 6/7 Texas (81-80), No. 9/10 Georgetown (73-67) and No. 5/7 Louisville (90-57).

### BIG EAST STARTS

- A win over St. John's would give Notre Dame a 3-1 BIG EAST record for the fifth straight season and for the seventh time since joining the league in 1995. Here are the top starts for the Irish in BIG EAST play ...
- |          |                     |
|----------|---------------------|
| 2002-03: | 6-1 (finished 10-6) |
| 2004-05: | 4-1 (finished 9-7)  |
| 2006-07: | 3-1 (finished 11-5) |
| 2007-08: | 3-1 (finished 14-4) |
| 2008-09: | 3-1 (finished 8-10) |
| 2009-10: | 3-1 (finished 10-8) |

### DOUBLE-DIGIT SCORERS

- Five Fighting Irish players (Abromaitis 16.5, Hansbrough 15.6, Scott 11.9, Nash 10.2 and Martin 10.0) are averaging double-figures in points.
- Notre Dame has had at least four players reach double-figures in points in the same game 10 times this season. At least five players have reached double-digits in the same contest three times and six players have scored 10-plus points once.

### CLAMPING DOWN

- Notre Dame has held 14 of its 15 opponents to 50% or less from the field this season. The Irish have held their foes under 40% on seven occasions and under 30% once (California).
- Notre Dame opponents are shooting 40.1% from the field and 31.3% from three-point range.



**Series vs. St. John's**

**Notre Dame Leads 19-16**

**Home: 11-8, Away: 6-7, Neutral: 2-1**

Date	Site	Result
2-2-59	Notre Dame, IN	W, 72-70
2-2-61	Notre Dame, IN	W, 64-63
1-29-62	Notre Dame, IN(2ot)	L, 72-76
2-9-63	Jamaica, NY	L, 52-57
2-17-64	Notre Dame, IN	W, 89-83
12-19-64	Jamaica, NY	L, 72-76
2-15-66	Notre Dame, IN	L, 59-77
12-17-66	Jamaica, NY	L, 62-65
2-13-68	Notre Dame, IN	L, 81-83
3-1-69	Jamaica, NY(ot)	W, 71-67
2-10-70	Notre Dame, IN	W, 90-76
2-27-71	Jamaica, NY	W, 92-79
2-8-72	Notre Dame, IN	L, 75-86
2-24-73	Nassau, NY %	W, 75-71
2-13-75	New York, NY	W, 68-67
2-23-91	New York, NY	L, 55-57
2-29-92	Notre Dame, IN	W, 79-70
1-3-96	New York, NY#	W, 86-83
2-11-96	Notre Dame, IN	L, 66-74
2-4-97	Notre Dame, IN	W, 75-70
12-30-97	Notre Dame, IN	L, 69-79
1-31-98	New York, NY#	W, 73-65
2-24-99	Notre Dame, IN	L, 53-57
1-29-00	Notre Dame, IN	W, 73-60
2-5-01	Notre Dame, IN	W, 83-73
2-27-02	New York, NY#	L, 81-84
3-7-02	New York, NY#*	W, 83-63
3-12-03	New York, NY#*	L, 80-83
3-5-04	New York, NY#	W, 89-62
1-15-05	Notre Dame, IN	W, 67-66
1-23-07	New York, NY#	L, 68-71
3-5-08	Notre Dame, IN	W, 68-55
1-3-09	New York, NY#	L, 65-71
3-6-09	Notre Dame, IN	W, 74-55
2-14-10	Notre Dame, IN	L, 68-69

%-Nassau Coliseum

\*-BIG EAST Tournament

#-Madison Square Garden

**TALE OF THE TAPE**

ND	2010-11 Statistic	SI
78.4	Scoring Average	73.0
63.8	Scoring Defense	64.9
+14.6	Scoring Margin	+8.1
.450	FG%	.475
.401	FG% Defense	.411
.378	3-FG%	.315
.313	3-FG% Defense	.368
.733	FT%	.680
40.3	Rebound Average	33.1
32.4	Rebound Against Average	32.6
+7.9	Rebound Margin	+0.5
10.6	Turnovers Per Game	10.9
10.9	Turnovers Forced Per Game	15.9
+0.3	Turnover Margin	+5.0
1.7	Assist-to-Turnover Ratio	1.3

**BREY REACHES BIG EAST MILESTONE**

• Notre Dame head coach **Mike Brey** notched his 100th BIG EAST regular-season victory on Tuesday with the win over Connecticut. Brey is the sixth coach in BIG EAST Conference history with 100 regular-season league wins. Brey's Irish teams are 100-69 (.592) all-time in regular-season BIG EAST play.

**ELDER STATESMAN**

• **Mike Brey** is in his 11th season along the Irish sidelines. He is the third-longest tenured coach in the BIG EAST, behind only Jim Boeheim of Syracuse and Jim Calhoun of Connecticut. Brey stands sixth all-time in career BIG EAST victories (both regular-season and tournament) with his 106-79 (.573) mark. He is the seventh coach in BIG EAST history to record 100 conference wins.

**BIG EAST All-Time Winningest Coaches By Victories**

*(Includes conference regular-season and championship games)*

1. Jim Boeheim, Syracuse 373-204 (.646)
2. Jim Calhoun, Connecticut 290-165 (.637)
3. John Thompson, Georgetown 231-123 (.653)
4. Lou Carnesecca, St. John's 139-80 (.635)
5. Rollie Massimino, Villanova 123-92 (.572)
6. **Mike Brey, Notre Dame 106-79 (.573)**
7. Jay Wright, Villanova 100-69 (.592)

**WHAT AN OPENING STRETCH**

• Notre Dame opened BIG EAST play with an unprecedented stretch as the Irish faced three top-10 foes in its first three contests. Notre Dame went 2-1 against those foes. The Irish defeated No. 9/9 Georgetown 69-55 at home before falling at No. 5/5 Syracuse 70-58. Notre Dame concluded the stretch with a 73-70 triumph of No. 8/9 Connecticut at home.

• The last time Notre Dame played three straight top-10 conference foes in consecutive outings was during the 2008-09 campaign. The Irish went 0-4 against those teams.

**STARTING STRONG**

• Notre Dame has collected 13 wins in its first 15 games of the season for the first time since the 2006-07 campaign when that Irish squad opened with a 15-2 mark.

• The Fighting Irish have won 13 of their first 15 games three times during the Mike Brey era (2002-03, 2006-07, 2010-11).

• Prior to this year, the 2006-07 campaign was the only other season during Notre Dame's BIG EAST era that the Irish suffered just one regular-season non-conference loss.

• Notre Dame's loss to Kentucky on Dec. 8 was the latest calendar date the Irish had suffered their first setback of the season since the 1979-80 campaign. Notre Dame started that season 7-0 before suffering its first loss to Kentucky (86-80) on Dec. 29, 1979.

• Notre Dame's 8-0 start was the fifth in program history and the first since the 1973-74 campaign. That Irish squad opened 12-0. (see box on page 8 of this notes packet for detailed information on undefeated starts).

• Notre Dame's 8-0 start was the best ever for the Irish under head coach Mike Brey and it also matched the longest win streak for an Irish team coached by him. Notre Dame's last eight-game win streak came during Brey's first season when his 2000-01 squad rattled off eight straight BIG EAST conference regular-season victories.

**A IS FOR ABROMAITIS**

• **Tim Abromaitis** is Notre Dame's leading scorer and rebounder as he is averaging career-best totals for points (16.5) and rebounds (7.2). He has scored in double figures in all but two games (California and Kentucky).

• Abromaitis and **Ben Hansbrough** have led the Irish in scoring a team-best six times. Abromaitis also has led the squad in rebounding a team-high eight times. He has led the Irish in rebounding in six of the last seven games.

• Abromaitis's seven games with 20-plus points is a team-high total this season. He has 15 career games with at least 20 points.

• Abromaitis registered his second double-double of the season and the third of his career with 21 points and 11 rebounds versus UMBC (Dec. 22). The 11 rebounds matched a career-high total that he achieved earlier this season versus California (Nov. 26).

• Abromaitis matched a career-high total with five made three-pointers (on seven attempts) against Georgetown (Dec. 29). He has hit five treys four times in his career.



## 2010-11 BIG EAST STANDINGS

(as of games played on Jan. 6)

	Overall Record	BIG EAST Record
St. John's	10-3	3-0
Cincinnati	15-0	2-0
Syracuse	15-0	2-0
Pittsburgh	14-1	2-0
Villanova	13-1	2-0
Marquette	11-4	2-0
Louisville	12-2	1-0
<b>NOTRE DAME</b>	<b>13-2</b>	<b>2-1</b>
Connecticut	11-2	1-2
Georgetown	12-3	1-2
West Virginia	9-4	1-2
Seton Hall	7-8	1-2
Rutgers	9-5	0-2
Providence	11-5	0-3
DePaul	6-9	0-3
USF	6-10	0-3

### Players of the Week

Ashton Gibbs, Jr., G, Pittsburgh (Nov. 22)  
Kemba Walker, Jr., G, Connecticut (Nov. 29)  
Chris Wright, Sr., G, Georgetown (Dec. 6)  
Marshon Brooks, Sr., G, Providence (Dec. 13)  
Gilbert Brown, Sr., F, Pittsburgh (Dec. 20)  
Peyton Siva, So., G, Louisville (Dec. 27)  
Dwight Hardy, Sr., G, St. John's (Jan. 3)

### Rookies of the Week

Sean Kilpatrick, Fr., G, Cincinnati (Nov. 22)  
Gerard Coleman, Fr., G, Providence (Nov. 29)  
Brandon Young, Fr., G, DePaul (Dec. 6)  
Vander Blue, Fr., G, Marquette (Dec. 13)  
Fuquan Edwin, Fr., F, Seton Hall (Dec. 20)  
Cleveland Melvin, Fr., F, DePaul (Dec. 27)  
Cleveland Melvin, Fr., F, DePaul (Jan. 3)

### Notre Dame Weekly Honor Roll Honorees

Ben Hansbrough (Nov. 22)  
Tim Abromaitis (Nov. 29 & Dec. 27)  
Carleton Scott (Dec. 20)

• Abromaitis has hit at least three three-pointers in the past four contests. He has deposited at least three treys in a game eight times this season.

### IRISH FUN FACT UNDER BREY

• Notre Dame teams under **Mike Brey** have always ranked among the best teams in the nation and BIG EAST in assists and three-point shooting. In 11 seasons with Brey on the sidelines, Notre Dame is 70-9 when Irish teams have 20 or more assists and are 71-28 when making 10 or more three-pointers.

### PASSING THE TEST

• Notre Dame has recorded a perfect score of 100 percent in each of the last three Graduation Success Rate (GSR) figures released in 2008, 2009 and 2010 and is one of just 12 schools to earn a perfect 100 percent score in each of the last three years. The 11 other schools include Binghamton, Charleston Southern, Coastal Carolina, Colgate, Holy Cross, Davidson, Loyola of Maryland, North Carolina-Wilmington, Utah State, Wake Forest and Western Kentucky.

• In the recent set of GSR scores released in the fall, Notre Dame had the highest percentage of sports with 100 percent scores (for the fifth time in six years) among the 120 Football Bowl Subdivision institutions, with a .863 figure (19 of 22).

### IRISH ON A ROLL

• Notre Dame is 19-4 (.826) in its last 23 games dating back to last season. Following a double-overtime loss to Louisville (91-89) in Freedom Hall on Feb. 17, 2010, the Irish won their final four regular-season games in 2009-10 (Pittsburgh, Georgetown, Connecticut and Marquette) and won two games in the BIG EAST Tournament (Seton Hall and Pittsburgh) before losing to West Virginia in the conference championship semifinals and to Old Dominion in the first round of the 2010 NCAA Tournament.

### CONSISTENCY FROM CARLETON

• **Carleton Scott** has scored in double-figures 10 times this season. He saw his 10-game double-digit scoring streak come to an end versus Georgetown (Dec. 29). That was the longest double-digit scoring streak for the Irish this season and it also was a career-best streak for Scott. He has reached double-digits 14 times in his career.

• His four made three-pointers against Stony Brook (Dec. 19) were a career-high total. He dished out a career-high six assists versus UMBC (Dec. 22).

• The 20-point effort against Stony Brook was Scott's second straight game (and second of his career) with 20 or more points. He netted a career-high 23 points versus Gonzaga on Dec. 11.

• Scott's three double-doubles this season tie him with **Tyrone Nash** for the team lead in that category.

### PERFECT PERFORMANCE

• **Carleton Scott's** perfect 8-8 performance from the field against Stony Brook (Dec. 19) ranks in a tie for third all-time in program history. John Shumate was 9-9 versus Louisville on March 20, 1973, in the second round of the NIT. Keith Robinson also went 9-9 against UCLA on Dec. 17, 1989. Torin Francis was 8-8 versus Maryland on Dec. 7, 2002.

• Scott was 4-4 from three-point range against Stony Brook. Matt Carroll owns the program's three-point perfection record as he went 6-6 against Tennessee-Chattanooga on Nov. 24, 2001.

### TOPPING 20

• Three Notre Dame players, **Tim Abromaitis**, **Ben Hansbrough** and **Carleton Scott**, all have scored 20-plus points in a game this season. Abromaitis has accomplished the feat a team-best seven times, while Hansbrough and Scott have done it five and two times, respectively.

### PROTECTING THE BASKETBALL

• Notre Dame boasts a 1.7 assist-to-turnover ratio. The Irish have registered 271 assists on its 382 made field goals this season (.709). The Fighting Irish average just 10.6 turnovers per game.

• The Irish matched a season-low total by only committing eight turnovers against Connecticut on Tuesday. That was the fifth time this season Notre Dame had fewer than 10 turnovers in a game. The Irish are 8-0 this season when committing fewer turnovers than their opponent.

• Notre Dame has notched at least 20 assists in a game six times this season. The Irish had a season-high 29 assists (on 34 made field goals) versus Chicago State (Nov. 17).



**Number of Games Led Irish in This Season ...**  
(Career figure in parenthesis)

**Tim Abromaitis**

Points 6 (13)  
Rebounds 8 (11)  
Assists 1 (3)  
Blocks 1 (6)  
Steals 6 (10)

**Eric Atkins**

Points 1 (1)  
Assists 3 (3)  
Steals 3 (3)

**Mike Broghammer**

Blocks 1 (1)  
Steals 0 (1)

**Joey Brooks**

Steals 2 (4)

**Jack Cooley**

Blocks 4 (5)  
Steals 2 (2)

**Ben Hansbrough**

Points 6 (11)  
Rebounds 0 (3)  
Assists 5 (19)  
Blocks 0 (4)  
Steals 6 (19)

**Scott Martin**

Rebounds 1 (1)  
Assists 1 (1)  
Blocks 1 (1)  
Steals 1 (1)

**Tyrone Nash**

Rebounds 4 (9)  
Assists 4 (11)  
Blocks 4 (19)  
Steals 3 (14)

**Carleton Scott**

Points 3 (3)  
Rebounds 5 (11)  
Assists 4 (5)  
Blocks 10 (32)  
Steals 4 (8)

• Senior guard **Ben Hansbrough** leads the Irish with 60 assists (4.0 apg). Freshman point guard **Eric Atkins** is second with 51 (3.4 apg). Atkins has a team-best 3.0 assist-to-turnover ratio.

**HANSBROUGH HELPING IN MANY WAYS**

- Senior guard **Ben Hansbrough** has scored in double-figures a team-best 14 times this season. He has reached double-digits in each of the past nine games, which is the top active streak on the team.
- He notched 21 points, five rebounds and four assists on Tuesday versus Connecticut. Hansbrough also helped hold Connecticut's Kemba Walker, the nation's leading scorer, to an 8-23 shooting night.
- Hansbrough and **Tim Abromaitis** have led the team in scoring a team-high six times this season. Hansbrough is second on the team with a 15.6 ppg. average. He also has a team-best 60 assists (4.0 apg) and a team-high 16 steals.
- Hansbrough netted a career-high 24 points against Indiana State (Nov. 30).
- He has scored 20-plus points five times this season and 12 times in his career (eight times at Notre Dame). Hansbrough has reached double-digits in 37 of his 50 career games with the Irish.

**SPREADING THE WEALTH**

- Four different Notre Dame players have led the team in scoring during a game this season. Both **Tim Abromaitis** and **Ben Hansbrough** have led the Irish in scoring a team-best six times. **Carleton Scott** has led the Irish in points three times, including one tie with **Eric Atkins**.
- Notre Dame has had at least four players reach double-figures in points in the same game 10 times this season. At least five players have reached double-digits in the same contest three times.
- Six Notre Dame players (Abromaitis, Nash, Scott, Hansbrough, Cooley, Martin) reached double figures in points against Maine. It marked the first time the Irish had six double-digit scorers since Jan. 14, 2003 (vs. DePaul).
- All five Notre Dame starters reached double-figures against Chicago State, Maine and Indiana State.

**VETERAN PRESENCE**

• Seniors **Tim Abromaitis** (F), **Ben Hansbrough** (G), **Scott Martin** (G), **Tyrone Nash** (F) and **Carleton Scott** (F) have combined for 73 of a possible 75 starts this season. Abromaitis, Hansbrough and Nash have started every game, while Martin and Scott both have 14 starts.

**FIRST HALF FLURRY**

- Notre Dame opponents are averaging just 28.5 points in the first half this season, while the Irish are averaging 39.3 points during the first stanza.
- The Fighting Irish have scored 40-plus points in the first half of play eight times this season.
- The Irish have trailed at halftime just two times this season (Georgia and Syracuse). Notre Dame is 1-1 in those contests. Notre Dame is 12-0 this season when leading at the intermission.

**POINT PRODUCTION**

• Notre Dame has scored 80 or more points in a game eight times this season, including four games with 90-plus points and one game with over 100 points.

**LIVING LARGE AT THE LINE**

- The Fighting Irish have 84 more made free throws than their opponents have attempts from the charity stripe. The Fighting Irish are 291-397 (.733) from the free throw line this season. Irish opponents are 143-207 (.691) from the line.
- The Irish are 12-0 this season when making more free throws than their opponent.
- Notre Dame has been in the bonus before the 10-minute mark of the first half four times this season, Georgia Southern (15:36), Chicago State (10:44), Gonzaga (10:50) and Stony Brook (11:55). Fighting Irish opponents have been in the bonus in the first half just a total of six times this season.
- The Irish have made 20 or more free throws eight times this season. Notre Dame made a season-high 30 free throws, on 43 attempts, versus Georgia.
- **Carleton Scott** is shooting a team-best 88.2% (30-34) from the line. **Tyrone Nash** owns team-high totals in makes (71) and attempts (96) from the line for a 74.0% average. Nash entered this season as a career 56.7% shooter from the charity stripe (110-194).
- Against Maine, Notre Dame shot a season-best 92.6% from the free throw line (25-27). The Fighting Irish also shot above 90% from the charity stripe against Stony Brook as they connected on 11 of 12 shots (91.7%).

**Number of Games This Season With ...**  
(Career figure in parenthesis)

**Double Figure Points**

Tim Abromaitis 13 (41)  
Eric Atkins 4 (4)  
Joey Brooks 0 (1)  
Jack Cooley 2 (2)  
Ben Hansbrough 14 (63, 37 at ND)  
Scott Martin 7 (20, 7 at ND)  
Tyrone Nash 8 (22)  
Carleton Scott 10 (14)

**30-Plus Points**

Tim Abromaitis 0 (2)

**20-Plus Points**

Tim Abromaitis 7 (16)  
Ben Hansbrough 5 (12, 8 at ND)  
Carleton Scott 2 (2)

**10-Plus Rebounds**

Tim Abromaitis 3 (4)  
Ben Hansbrough 0 (1, 1 at ND)  
Tyrone Nash 3 (6)  
Carleton Scott 3 (7)

**10-Plus Assists**

Ben Hansbrough 0 (2, 2 at ND)

**Double-Doubles**

Tim Abromaitis 2 (3)  
Ben Hansbrough 0 (2, 2 at ND)  
Tyrone Nash 3 (4)  
Carleton Scott 3 (6)



### Hitting The Century Mark

Notre Dame has scored at least 100 points 13 times during the Mike Brey era. Most recently, the Fighting Irish deposited 102 points on Nov. 17 versus Chicago State. Here are Notre Dame's 100-point outputs during Brey's tenure.

Date	Opponent	Result
11/18/00	Sacred Heart	W, 104-58
11/22/00	Loyola (Chicago)	W, 107-68
2/9/02	at Georgetown (4ot)	W, 116-111
12/14/02	DePaul	W, 102-71
1/25/03	at Boston College (ot)	W, 101-96
2/18/06	at Seton Hall	W, 102-91
12/28/06	Rider	W, 101-51
1/30/07	at Syracuse	W, 103-91
12/8/07	Northern Illinois	W, 108-62
12/2/08	South Dakota	W, 102-76
2/21/09	at Providence	W, 103-84
12/22/09	Bucknell	W, 101-69
11/17/10	Chicago State	W, 102-62

### Taking Care Of The Basketball

Under Irish head coach Mike Brey, Notre Dame always has been a team that has had a high number of assists and very few turnovers. Here's a look at the Irish under Brey:

	FGs	Assts	TOs	Asst/Bskt	Asst/TO
2000-01	814	527	434	.647	1.21
2001-02	934	629	435	.673	1.45
2002-03	917	558	446	.609	1.25
2003-04	766	434	329	.567	1.32
2004-05	671	415	341	.618	1.22
2005-06	772	468	364	.606	1.29
2006-07	869	552	414	.635	1.33
2007-08	914	608	429	.665	1.42
2008-09	988	601	343	.608	1.75
2009-10	918	585	362	.637	1.62
2010-11	382	271	159	.709	1.70

### Irish On The Road Under Brey

	Away	Neutral	Overall
2010-11	0-1	3-1	3-2
2009-10	3-6	3-3	6-9
2008-09	3-8	3-4	6-12
2007-08	5-4	3-4	8-8
2006-07	3-5	3-3	6-8
2005-06	4-7	0-2	4-9
2004-05	4-6	0-1	4-7
2003-04	6-5	2-1	8-6
2002-03	4-5	6-3	10-8
2001-02	8-4	5-3	13-7
2000-01	6-4	2-2	8-6
<b>Totals</b>	<b>46-55</b>	<b>30-27</b>	<b>76-82</b>
	<b>(.455)</b>	<b>(.526)</b>	<b>(.481)</b>

### HITTING THE GLASS

- Notre Dame boasts a +7.9 rebound margin this season. That mark ranks third among all BIG EAST teams. The Irish have a +10.4 margin in their 13 wins, while they are -8.0 in their two losses. The Fighting Irish have held the advantage on the glass during all 13 of their wins, while they have been out-rebounded in both of their losses.
- Notre Dame owns a 605-486 overall advantage on the glass overall this season. That mark includes a 186-152 edge in offensive boards. The Fighting Irish lead all BIG EAST squads by averaging 27.9 defensive rebounds per game.
- **Tim Abromaitis** has a team-best 108 rebounds (7.2 rpg), while **Tyrone Nash** has a team-high 39 offensive rebounds.

### DRAINING FROM DEEP

- The Fighting Irish are 121-320 (.378) from three-point range this season. That percentage ranks third among all BIG EAST teams. Notre Dame has hit 10 or more three pointers in a game five times this season, all wins. The Irish are 108-276 (.391) from three-point range in their 13 wins and they are 13-44 (.295) in the two losses.
- Notre Dame went 8-11 from three-point range in the first half against Maine (Nov. 22). The eight made treys matched a season-high total for a half for the Irish. Notre Dame made eight three-pointers in the second half versus Chicago State (Nov. 17).
- **Ben Hansbrough** is shooting at a 44.6% clip (37-83) from beyond the arc. Dating back to last season, Hansbrough has made at least one three-pointer in a team-best 19 straight games. That is the longest such stretch for the Irish since **Tim Abromaitis** netted a trey in 29 consecutive games last season.

### 389 AND COUNTING

- Heading into the St. John's contest, Notre Dame has made at least one three-pointer in 389 straight contests dating back to the 1998-99 campaign. The Fighting Irish have made at least one three pointer during every game of the Mike Brey era. The last time an Irish team failed to hit a three-pointer in a game was in a 101-70 loss to Connecticut at the Hartford Civic Center on Jan. 12, 1999. Notre Dame finished 0-7 from beyond the arc in that contest. In 2008-09, the Irish set a single-season three-point record with 319.

### IRONMEN

- **Tim Abromaitis**, **Ben Hansbrough** and **Tyrone Nash** all have played in the past 50 contests. Nash and Hansbrough both have started all 50 of those contests. Overall, Nash has played in a team-best 65 straight contests. The last game he did not play in was at Cincinnati on Feb. 4, 2009.

### HOME COURT ADVANTAGE

- The Fighting Irish are 10-0 at Purcell Pavilion at the Joyce Center this season. Notre Dame has won 79 of its last 85 (.929) home games and is 33-5 (.868) in its last 38 BIG EAST home contests.

### BLOCK PARTY

- Senior forward **Carleton Scott** has a team-best 25 blocked shots this season (1.8 per game).
- Scott has blocked two or more shots in a game nine times this season. Scott tied a career-high total with a season-high four blocked shots against Indiana State (Nov. 30).

### MARTIN MAKING AN IMPACT

- **Scott Martin** has scored in double-figures in each of the past four games. It's the first time this season - and the second time during his collegiate career - that he has registered double-digits in four straight contests. He reached double-digits in five straight games during his freshman season at Purdue (2007-08). He has scored in double-figures seven times this season and 20 times in his career.
- Martin produced an all-around effort at Syracuse on Jan. 1. He scored 10 points and hauled down a team-high tying seven rebounds, which tied a season-high total. He also dished out a career-high six assists in addition to having one blocked shot and one steal. Martin went 4-4 from the free throw line against the Orange.
- He has netted a season-high 15 points three times this season (Maine, Indiana State, UMBC). Those were his highest point outputs since he netted a career-high 17 points against Missouri State on Dec. 23, 2007, during his freshman season at Purdue.
- Martin hit a career-high three three-pointers (on five attempts) against UMBC (Dec. 22). His previous high was two on eight occasions.
- Martin did not play in 2008-09 due to NCAA transfer rules and he missed all of last season with an ACL injury.



### 2010-11 Mike Brey Radio Show

The Mike Brey Radio Show is broadcast live from Legends on the campus of the University of Notre Dame. on Thursday nights at 7:00 pm during the basketball season. Irish fans can join head coach Mike Brey as well as Irish players for an in-depth look inside Notre Dame basketball. Notre Dame Men's Basketball Network play-by-play announcer Jack Nolan hosts the show which can be heard locally on NewsTalk 960 WSBT- AM and worldwide on www.und.com. The show will re-air on Friday nights on College Sports Nation on Sirius Radio (122) and XM (143).

#### Schedule

Show #1	Thursday, December 2
Show #2	Thursday, December 9
Show #3	Thursday, December 16
Show #4	Thursday, December 30
Show #5	Thursday, January 6
Show #6	Thursday, January 13
Show #7	Thursday, January 20
Show #8	Thursday, January 27
Show #9	Monday, February 7
Show #10	Thursday, February 17
Show #11	Thursday, February 24
Show #12	Thursday, March 3

### 2010-11 BIG EAST Teleconferences

(Contact the BIG EAST Conference for teleconference number information)

#### Jan. 6, Jan. 20, Feb. 3 and Feb. 17

11:00 a.m.	Buzz Williams, Marquette
11:08 a.m.	Bob Huggins, West Virginia
11:16 a.m.	Keno Davis, Providence
11:24 a.m.	Jim Calhoun, Connecticut
11:32 a.m.	Steve Lavin, St. John's
11:40 a.m.	Jamie Dixon, Pittsburgh
11:48 a.m.	Kevin Willard, Seton Hall
11:56 a.m.	John Thompson III, Georgetown

#### Jan. 13, Jan. 27, Feb. 10 and Feb. 24

11:00 a.m.	Jay Wright, Villanova
11:08 a.m.	Stan Heath, USF
11:16 a.m.	<b>Mike Brey, Notre Dame</b>
11:24 a.m.	Mike Rice, Rutgers
11:32 a.m.	Oliver Purnell, DePaul
11:40 a.m.	Mick Cronin, Cincinnati
11:48 a.m.	Jim Boeheim, Syracuse
11:56 a.m.	Rick Pitino, Louisville

### 2010-11 Notre Dame Basketball Radio Affiliates

Notre Dame Sports Properties originates the Notre Dame Radio Network which includes: WSBT AM 960 (South Bend, Ind.); WLS AM 890 (Chicago, Ill.); WXNT-AM 1430 in Indianapolis, Ind.; WNUY-FM 100.1 (Fort Wayne, Ind.); WRSW ESPN 1480 AM (Warsaw, Ind); WEFM FM 95.9 (Michigan City, Ind.); WLUV-AM 1520 (Rockford, Ill.); WVIL-FM 101.3 (Jacksonville/Peoria, Ill.); WJLS-AM 560 (Beckley, W.Va); WKKX-AM 1600 (Wheeling, W.Va.); SIRIUS Satellite (159) and XM Radio (117); and worldwide on www.und.com.

### TYRONE TAKES CONTROL

- Senior forward **Tyrone Nash** has scored in double-digits in two of the last three games, including an 11-point effort on Tuesday versus Connecticut. Against Georgetown (Dec. 29), he posted his third double-double of the season with 15 points and 10 rebounds. His three double-doubles tie him with **Carleton Scott** for the team lead in that category this season. Nash has four career double-doubles.
- Earlier this season, Nash registered double-figures in points in five straight games (Liberty, Chicago State, Maine, Georgia, California). It was the first time in his career that he reached double figures in five consecutive contests. He has 22 career games with 10-plus points.
- Nash's 95 rebounds (6.3 rpg) rank second on the team, while he has a team-best 39 offensive rebounds. He is third among Irish players with 42 assists (2.8 apg) and fourth in points with 153 (10.2).

### JACK ATTACK

- Sophomore forward **Jack Cooley** is an efficient 28-42 (.667) from the field this season.
- Cooley scored a career-high 13 points on 6-7 shooting from the field against Maine on Nov. 22. It was the second double-digit scoring output this season for Cooley, who netted a then career-high 11 points versus Georgia Southern in the season opener.

### ROOKIE ON THE RISE

- Freshman point guard **Eric Atkins** is averaging 6.4 points per game and he is second on the team with 51 assists (3.4 apg). He is averaging 26.9 minutes per game and boasts a team-best 3.0 assist-to-turnover ratio.
- Against Connecticut on Tuesday, he registered five assists and no turnovers in a season-high 39 minutes. It was his second start of the season. Atkins has dished out five-plus assists in a game four times this season.
- Versus Gonzaga (Dec. 11), Atkins matched a career-high total with 12 points in addition to hauling down a career-high seven rebounds. It was the third time that he's netted 12 points in a game (Chicago State and Wisconsin were the other two occasions). Atkins has scored in double-figures four times this season.
- Atkins is the first Notre Dame freshman to start multiple games since Luke Harangody and Tory Jackson did so during the 2006-07 season.
- By scoring 10 points against Liberty (Nov. 14) and 12 more versus Chicago State (Nov. 17), Atkins became the first Irish freshman to reach double figures in consecutive games since Harangody did so during the 2006-07 campaign.

### OLD SPICE CHAMPIONS

- Notre Dame won the Old Spice Classic in Orlando, Fla. (Nov. 25-28) by capturing wins over Georgia (89-83 in 2ot), California (57-44) and Wisconsin (58-51). It marked the first three-game in-season tournament victory for the Fighting Irish since winning the 2001 Hawaii-Pacific Thanksgiving Classic in Honolulu, Hawaii as the Irish defeated Hawaii-Pacific (98-58), Tennessee-Chattanooga (97-84) and Monmouth (85-48). Notre Dame also won the 2002 BB&T Classic in Washington, DC with wins over Maryland (79-67) and Texas (98-92).
- Notre Dame has played in an in-season tournament in each of the past five seasons and eight times during the Mike Brey era. Notre Dame is 18-6 all-time under Brey in in-season tournaments.
- In the Old Spice Classic, the Irish held California and Wisconsin to five and 19 points, respectively, in the first half of play.
- Notre Dame held California (16-61) and Wisconsin (20-57) to a combined 36-118 (.305) from the field during the final two games of the Old Spice Classic.
- Notre Dame out-rebounded Wisconsin 43-28 in the title game of the tournament.
- Notre Dame held a decisive free throw advantage in all three games of the tournament. The Irish made 20 more free throws than both Georgia (30-10) and California (26-6). Notre Dame made 16 more free throws (20-4) than Wisconsin in the title game.
- Notre Dame went a combined 13-14 from the charity stripe during both overtime periods in the 89-83 triumph of Georgia.
- Senior forward **Tim Abromaitis** was named the MVP of the Old Spice Classic as he averaged 14.0 ppg. and 8.7 rpg. during the three-game run. Fellow senior forward **Carleton Scott** also was named to the all-tournament team. Scott was the only Irish player to reach double figures in points during every game of the event.



## 2010-11 BIG EAST Preseason Coaches' Poll

	Pts.
1. Pittsburgh (12)	222
2. Villanova (1)	208
3. Syracuse (2)	187
4. Georgetown	173
5. West Virginia	164
6. St. John's (1)	145
7. <b>NOTRE DAME</b>	<b>123</b>
8. Louisville	121
Marquette	121
10. Connecticut	113
11. Seton Hall	104
12. Cincinnati	91
13. USF	54
14. Providence	36
15. Rutgers	32
16. DePaul	26

\*First-place votes in parentheses

### BIG EAST Preseason Player of the Year

Austin Freeman, Georgetown, Sr., G

### BIG EAST Preseason Rookie of the Year

Fab Melo, Syracuse

### Preseason All-BIG EAST First Team

Austin Freeman, Georgetown, Sr., G  
Kemba Walker, Connecticut, Jr., G  
Ashton Gibbs, Pittsburgh, Jr., G  
Jeremy Hazell, Seton Hall, Sr., G  
Corey Fisher, Villanova, Sr., G  
Kevin Jones, West Virginia, Jr., F

### Preseason All-BIG EAST Second Team

Chris Wright, Georgetown, Sr., G  
Jimmy Butler, Marquette, Sr., F  
**Tim Abromaitis, Notre Dame, Sr., F**  
D.J. Kennedy, St. John's, Sr., G/F  
Kris Joseph, Syracuse, Jr., F

### Preseason All-BIG EAST Honorable Mention

Yancy Gates, Cincinnati, Sr., F  
Darius Johnson-Odom, Marquette, Jr., G  
Rick Jackson, Syracuse, Sr., F

### Off To A Good Start

Notre Dame's 8-0 start was the fifth in program history and the first since the 1973-74 campaign. Here is a look at the other 8-0 starts (in chronological order) for the Irish and how they ended up that season ...

Season	Start	Final Record	Head Coach
2010-11	8-0	????	Mike Brey
1973-74*	12-0	26-3	Digger Phelps
1945-46	13-0	17-4	Elmer Ripley
1933-34	11-0	20-4	Moose Krause
1912-13	9-0	13-2	William Nelson

\* - advanced to NCAA regional semifinal that season

### ON A RUN

- Notre Dame used several key runs during the Old Spice Classic to secure the tournament title.
- After falling behind Georgia 38-25 early in the second half, Notre Dame erased the deficit by going on a 27-10 run to claim a four-point lead with 7:22 left in regulation. The Irish wound up winning 89-83 in double-overtime.
- After surrendering the game's first basket to California, the Irish went on to hold a 21-5 halftime advantage over the Golden Bears. The Irish defeated Cal 57-44.
- In the championship game, Notre Dame trailed Wisconsin 43-32 with 9:21 left in regulation. The Fighting Irish finished the game on a 26-8 run to claim the 58-51 victory. Included in that stretch was a 15-0 run for the Irish.

### BIG EAST TEAMS FIND SUCCESS IN PRESEASON TOURNAMENTS

- Notre Dame won the Old Spice Classic and was one of six BIG EAST teams to come away with an in-season tournament title during the month of November.

#### Champions

##### Notre Dame – Old Spice Classic

Connecticut – EA Sports Maui Invitational

Pittsburgh – 2K Sports Classic

Syracuse – Legends Classic

Georgetown – Charleston Classic

St. John's – Great Alaska Shootout

#### Runner-Up

Villanova – Preseason NIT Tip-Off

West Virginia – Puerto Rico Tip-Off

### HANSBROUGH HITS 1,000 CAREER POINTS

- Senior guard **Ben Hansbrough** posted 20 points in the season opener against Georgia Southern (Nov. 12). With his 12th point of the contest, Hansbrough reached the 1,000th point mark for his career that spans two playing seasons at Mississippi State (2006-08) and one at Notre Dame (2009-10).

### IRISH TAKE SHOT AT FIFTH STRAIGHT 20-WIN CAMPAIGN

- Notre Dame will be aiming for its fifth consecutive 20-win campaign and eighth in the last 11 seasons under head coach **Mike Brey**. The last time Irish teams reached the 20-win mark in five straight campaigns was from 1983-89 when those Notre Dame squads under Digger Phelps strung together six consecutive 20-win seasons.

### POSTSEASON STRETCH

- Notre Dame has earned appearances in the postseason in each of the last 11 years, which marks the longest stretch in school history. The Irish have been to the NCAA Tournament on six occasions and the National Invitation Tournament (NIT) five times during this current stretch. Under head coach **Mike Brey**, Notre Dame has played in the NAAs six times and NIT four times.

### BIG EAST FORMULA FOR SUCCESS

- Since his arrival at Notre Dame, head coach **Mike Brey** has led the Irish to a 100-69 (.592) record in BIG EAST regular-season games and a 6-10 mark in tournament play for an overall record of 106-79 (.573) against league foes. Brey's Irish teams have won 10 or more conference regular-season games in six of his 10 seasons. Prior to his arrival at Notre Dame, Irish teams had just a 35-53 (.398) regular-season record from 1995-2000.

### BIG EAST TURNAROUND

- During head coach **Mike Brey's** tenure, Irish teams have only had two losing seasons in BIG EAST play — 6-10 in 2005-06 and 8-10 in 2008-09. Since the 2005-06 campaign when the Irish finished 6-10 after beginning the BIG EAST regular-season with a 1-8 record, Notre Dame has gone 50-30 (.625) over the last 80 regular-season contests. In addition to Notre Dame, only four other BIG EAST teams have had records of .500 or better eight or more times — Pittsburgh and Syracuse (nine times) and Notre Dame, Connecticut and Villanova (eight times).

### BIG EAST REPEATS

- For the fourth consecutive season, Notre Dame will meet Connecticut in a home-and-home series during the 2010-11 BIG EAST regular season. In addition to the Huskies, the Irish also are slated to play Marquette and St. John's twice this season. This will be the fourth year since the expansion to 16 teams that the Conference will employ an 18-game regular-season slate with all teams playing each other once and three opponents twice in a home-and-away format. Notre Dame's single-game home opponents will be Cincinnati, Georgetown, Louisville,





**Irish In The NCAA Rankings**  
(as of Jan. 2)

**TEAM**

**Assist-To-Turnover Ratio**

3. 1.70  
(National Leader: Wisconsin, 1.83)

**Turnovers Per Game**

6. 10.8  
(National Leader: Wisconsin, 8.1)

**Assists Per Game**

10. 18.3  
(National Leader: Pittsburgh, 20.3)

**Rebound Margin**

17. +8.3  
(National Leader: Pittsburgh, +14.9)

**Winning Percentage**

18. .857  
(National Leader: 7 tied at 1.000)

**Scoring Margin**

26. +15.4  
(National Leader: Ohio State, +28.1)

**Scoring Offense**

31. 78.8  
(National Leader: VMI, 92.9)

**INDIVIDUAL**

**Three-Point Field Goal Percentage**

22. Ben Hansbrough, 45.5%  
(National Leader:  
John Shurna, Northwestern, 61.8%)

**Assist-To-Turnover Ratio**

25. Eric Atkins, 2.71  
(National Leader:  
Tyler Newbold, Utah State, 4.70)

**Free-Throw Shooting in  
Final Five Minutes and Overtime:**

Tim Abromaitis	9-13 (.692)
Eric Atkins	12-18 (.667)
Mike Broghammer	0-0 (.000)
Joey Brooks	2-6 (.333)
Jack Cooley	0-2 (.000)
Alex Dragicevich	4-4 (1.000)
Jerian Grant	0-0 (.000)
Ben Hansbrough	21-25 (.840)
Tom Knight	1-1 (1.000)
Tom Kopko	0-0 (.000)
Scott Martin	6-13 (.462)
Tyrone Nash	11-18 (.611)
Carleton Scott	7-8 (.875)
<b>Total</b>	<b>73-108 (.676)</b>
<b>Opponents</b>	<b>47-59 (.797)</b>

Rutgers, Seton Hall and Villanova. The road slate also will feature visits to DePaul, Pittsburgh, Providence, USF, Syracuse and West Virginia.

**IRISH TO APPEAR ON THREE BIG MONDAY BROADCASTS**

• As part of its 18-game national television slate in 2010-11, Notre Dame will be part of three ESPN Big Monday broadcasts. The first appearance for the Fighting Irish will be when head coach Mike Brey's squad travels to the Bradley Center in Milwaukee, Wis., to take on Marquette at 7:00 p.m. (ET) on Jan. 10 in a game that will be shown on ESPN2. Notre Dame's matchup at Pittsburgh on Jan. 24 at 7:00 p.m. (ET) at the Petersen Events Center will be shown on ESPN. The ESPN Big Monday cameras will make their only appearance at Purcell Pavilion at the Joyce Center at 7:00 p.m. (ET) on Feb. 28 when the Irish take on Villanova.

**LIGHTS, CAMERA, ACTION**

• More than half of the 144 regular-season BIG EAST Conference men's basketball games will be seen on national television during the 2010-11 season, once again giving BIG EAST teams unprecedented exposure on the nation's leading television outlets. In total, 73 of the regular-season contests will be on national television — either on CBS Sports, ESPN, ESPN2 or ESPNU. This will mark the fourth straight season in which all 144 regular-season league games will be televised.

**106 YEARS AND STRONG**

• The 2010-11 campaign marks the 106th season of basketball at Notre Dame and the 16th season as a member of the BIG EAST Conference. Notre Dame teams have posted a 1687-922 record for a .647 winning percentage. In 15 seasons as a member of the BIG EAST, the Irish own a 135-122 (.525) record all-time in conference regular-season play.

**THE CAPTAINS**

• Seniors **Tim Abromaitis**, **Ben Hansbrough**, **Tyrone Nash** and **Carleton Scott** will serve as captains during the 2010-11 season. All four are captains for the first time in their careers.

**BASKETBALL BLOODLINES**

• This year's Notre Dame roster features several players with some strong basketball bloodlines:

• **Tim Abromaitis** - His father, Jim, played basketball at the University of Connecticut (1975-80) and was drafted by the New Jersey Nets. His brother, Jason, played basketball at Yale (2003-07).

• **Mike Broghammer** - His uncle, Christian Laettner, played professional basketball for 13 seasons and was a member of the 1992 gold medal Dream Team. He played for Duke University (1988-92) and led the Blue Devils to national championships in 1991 and 1992.

• **Joey Brooks** - His father, Lott J. Brooks, III, played college basketball at Eckerd College (1974-78).

• **Jerian Grant** - His father, Harvey, played basketball at the University of Oklahoma (1986-88), and was the 12th pick overall in the 1988 NBA Draft and played from 1988-99 in the NBA. His uncle, Horace Grant, played at Clemson, and was the 10th overall pick in the NBA Draft by the Chicago Bulls. He is the owner of four NBA championship rings. His older brother, Jerai, is a senior on the Clemson basketball team, while a younger brother, Jerami is a junior on the DeMatha basketball team.

• **Ben Hansbrough** - His brother, Tyler, played basketball at the University of North Carolina (2005-09). A three-time All-American, he was the 2008 National Player of the Year and led the Tar Heels to the 2009 national championship. Currently, he is in his second season with the Indiana Pacers, and was the 13th pick overall in the 2009 NBA Draft.

• **Tom Knight** - His father, Karl, played basketball at Bowdoin (1976-80).

**DEMATHA CONNECTION**

• **Jerian Grant** is the first Irish basketball player from DeMatha High School to attend Notre Dame during the Mike Brey era. Brey played and coached at DeMatha and also is the alma mater of assistant coach Rod Balanis. Former Irish players who also played at DeMatha include Bob Whitmore (1967-69), Sid Catlett (1969-71) and Adrian Dantley (1974-76).



## Notre Dame's Record in 2010-11 when ...

Played at the Purcell Pavilion.....	10-0
Played on the road.....	0-1
Played at a neutral site.....	3-1
BIG EAST Conference record (all games).....	2-1
Non-conference record.....	11-1
Leading at halftime.....	12-0
Trailing at halftime.....	1-1
Tied at halftime.....	0-1
Playing an overtime game.....	1-0
Shoots .500 or better.....	4-0
Shoots .500 or less.....	9-2
Opponents shoots .500 or less.....	12-2
Shoots better than opponent.....	10-0
Shoots worse than opponent.....	3-2
Shoots same as opponent.....	0-0
Makes more free throws than opponent.....	12-0
Makes less free throws than opponent.....	1-2
Same number of free throws.....	0-0
Outrebounded opponents.....	13-0
Outrebounded by opponent.....	0-2
Same number of rebounds.....	0-0
Has more turnovers than opponent.....	5-2
Has fewer turnovers than opponent.....	8-0
Has same number of turnovers.....	0-0
Bench outcores opponent's bench.....	4-0
Outscored by opponent's bench.....	8-2
Bench points are the same.....	1-0
Plays a ranked opponent.....	2-2
Makes 10 or more three-pointers.....	5-0
No Notre Dame player fouls out.....	12-2
One Notre Dame player fouls out.....	1-0
Two or more Notre Dame players foul out.....	0-0
Wears White Uniforms.....	8-0
Wears Blue Uniforms.....	1-2
Wears Gold Uniforms.....	4-0
Wears Black Uniforms.....	0-0
Plays in an In-Season Tournament.....	3-0
Plays on Television.....	7-2
Plays in November.....	8-0
Plays in December.....	4-1
Plays in January.....	1-1
Plays in February.....	0-0
Plays in March.....	0-0
Plays in Day Games.....	2-1
Plays in Night Games.....	11-1
Plays on Sundays.....	3-0
Plays on Mondays.....	1-0
Plays on Tuesdays.....	2-0
Plays on Wednesdays.....	3-1
Plays on Thursdays.....	1-0
Plays on Fridays.....	2-0
Plays on Saturdays.....	1-1
Final Margin is 5 points or less.....	2-0
Final Margin is 6-10 points.....	3-0
Final Margin is 11-20 points.....	2-2
Final Margin is 20-plus points.....	6-0
Has a player score 20-plus points.....	10-1
Has a player score 30-plus points.....	0-0
Scores 59 points or less.....	2-2
Scores 60-69 points.....	1-0
Scores 70-79 points.....	2-0
Scores 80-89 points.....	4-0
Scores 90-plus points.....	4-0

## IRISH INK ONE FOR 2011

- **Pat Connaughton**, a 6-5, 195-pound swingman from Arlington, Mass., was the lone early-November 2011 signee for head coach Mike Brey.
- A four-year starter at St. John's Prep in Danvers, Mass., Connaughton averaged 24.0 points and 17.9 rebounds in 2009-10 as he led St. John's to one of the best seasons in program history as the squad finished with a 21-3 mark that included a 15-game win streak during the season. In addition, his squad won the Catholic Conference championship and finished the regular season with a 7-1 league record. His team was ranked seventh in the final Massachusetts state poll after making the school's first appearance since 1974 in the Division 1 state finals.
- Connaughton was the only junior selected to the Boston Globe Super Team and the Boston Herald High Dream Team. He was selected as Most Valuable Player (MVP) of the Catholic Conference and was named to the Catholic Conference All-Star Team. In addition, he was selected as his team's MVP and served as team captain.
- He is ranked 73rd nationally by Scout.com and 100th by ESPNU.

## BREY SERVING AS CHAIRMAN OF THE NCAA MEN'S BASKETBALL RULES COMMITTEE

- **Mike Brey** was elected chair of the 2010-11 NCAA Men's Basketball Rules Committee in May 2010 and is serving his fourth year on the rules committee.

## ADIDAS AND NOTRE DAME UNVEIL LIGHTEST, MOST TECHNOLOGICALLY ADVANCED COLLEGE BASKETBALL UNIFORMS

- At the start of the 2010-11 basketball season, adidas and the University of Notre Dame basketball teams unveiled the lightest and most technologically advanced college basketball uniforms ever. Designed and developed by adidas, the uniforms are 30 percent lighter and dry twice as fast as previous uniforms to help enhance the Fighting Irish's performance by keeping players cooler, drier and more comfortable on the court.
- The new Notre Dame uniforms, made from 60 percent recycled materials, feature adidas' Formotion technology, which reduces seams, decreases friction between the garment and the player's skin and optimizes the player's natural movement through specially constructed material. adidas reduced uniform weight and increased player comfort by switching front and back numbers from heavier, dense materials to a more breathable mesh.
- The new Notre Dame uniform absorbs moisture in less than three seconds as a result of adidas CLIMACOOL fabrics. The jersey moves heat and sweat away from the body through a combination of moisture management materials, ventilation channels and three dimensional garments, helping the uniform dry twice as quickly.
- Along with Notre Dame, 10 other schools will debut the new uniforms this season, including Cincinnati, Indiana, Kansas, Louisville, Michigan, Nebraska, North Carolina State, Tennessee, UCLA and Wisconsin.
- In addition to the NCAA teams wearing the new uniforms, all 30 NBA teams will wear Revolution 30 jerseys this season featuring similar adidas technology.



## GAME-BY-GAME STARTING LINEUPS

<b>Date</b>	<b>Opponent (Result)</b>	<b>Starting Lineup</b>	<b>No. of Times</b>	<b>Record With Lineup</b>
11/12	Georgia Southern (W, 98-61)	Abromaitis-Hansbrough-Martin-Nash-Scott^	1	1-0
11/14	Liberty (W, 72-51)	Abromaitis-Hansbrough-Martin-Nash-Scott	2	2-0
11/17	Chicago State (W, 102-62)	Abromaitis-Atkins-Hansbrough-Nash-Scott^	1	1-0
11/22	Maine (W, 97-72)	Abromaitis-Hansbrough-Martin-Nash-Scott	3	3-0
11/25	Georgia (W, 89-83 2ot)	Abromaitis-Hansbrough-Martin-Nash-Scott	4	4-0
11/26	California (W, 57-44)	Abromaitis-Hansbrough-Martin-Nash-Scott	5	5-0
11/28	Wisconsin (W, 58-51)	Abromaitis-Hansbrough-Martin-Nash-Scott	6	6-0
11/30	Indiana State (W, 81-72)	Abromaitis-Hansbrough-Martin-Nash-Scott	7	7-0
12/8	Kentucky (L, 58-72)	Abromaitis-Hansbrough-Martin-Nash-Scott	8	7-1
12/11	Gonzaga (W, 83-79)	Abromaitis-Hansbrough-Martin-Nash-Scott	9	8-1
12/19	Stony Brook (W, 88-62)	Abromaitis-Hansbrough-Martin-Nash-Scott	10	9-1
12/22	UMBC (W, 93-53)	Abromaitis-Hansbrough-Martin-Nash-Scott	11	10-1
12/29	Georgetown (W, 69-55)	Abromaitis-Hansbrough-Martin-Nash-Scott	12	11-1
1/1	Syracuse (L, 58-70)	Abromaitis-Hansbrough-Martin-Nash-Scott	13	11-2
1/4	Connecticut (W, 73-70)	Abromaitis-Atkins-Hansbrough-Martin-Nash^	1	1-0

^ - Indicates first time that lineup was used



# Head Coach Mike Brey

**2007 & 2008 BIG EAST Coach of the Year**  
**Third Longest Tenured Coach in BIG EAST**  
**Record at Notre Dame: 224-115 (.661)**  
**Overall Record: 323-167 (.659)**

- 24-year veteran of the college ranks...
  - University of Notre Dame (head coach)  
2000-10 (11th season)
  - University of Delaware (head coach)  
1995-2000 (five seasons)
  - Duke University (assistant coach)  
1987-95 (nine seasons)

	<b>Overall</b>	<b>BIG EAST (regular season)</b>
2000-01	20-10	11-5 (1st place-West Division)
2001-02	22-11	10-6 (2nd place-West Division)
2002-03	24-10	10-6 (3rd place-West Division)
2003-04	19-13	9-7 (7th place)
2004-05	17-12	9-7 (6th place)
2005-06	16-14	6-10 (t11th place)
2006-07	24-8	11-5 (4th place)
2007-08	25-8	14-4 (t2nd place)
2008-09	21-15	8-10 (t9th place)
2009-10	23-12	10-8 (t7th place)
2010-11	13-2	2-1
	<b>224-115 (.661)</b>	<b>100-69 (.592)</b>

- Has guided eight of his 15 teams to NCAA tournament play; has led a team to postseason play 13 times (five NIT appearances)
- Has mentored two BIG EAST Player of the Year honorees — Troy Murphy (2001) and Luke Harangody (2008) — and nine first-team all-BIG EAST honorees
- Spent eight years as an assistant coach under Mike Krzyzewski at Duke and during that time the Blue Devils advanced to the Final Four six times and won national championships in both 1991 and '92
- Played at DeMatha High School under legendary coach Morgan Wootten and graduated from there in 1977. Also served as an assistant coach for Wootten from 1982-87
- Received DeMatha High School's Distinguished Alumnus Award in October 2003
- Awarded an honorary monogram by the Notre Dame Monogram Club in December of 2006 and inducted in University of Delaware Athletic Hall of Fame in November of 2007
- Recipient of 2003 Coaches vs. Cancer Champion Award in recognition of his fund-raising efforts for the Coaches vs. Cancer Program and a member of the CVC National Council
- Along with wife Tish received the Distinguished Service Award and the 2007 March of Dimes Franklin D. Roosevelt Award. The couple has raised nearly \$2 million for the South Bend/Michiana area



Mike Brey vs. Ranked Opponents:

**Overall: 32-64**

**at Notre Dame: 32-57**

(2010-11: 2-2; 2009-10: 4-4; 2008-09: 3-9; 2007-08: 2-6;  
2006-07: 4-2; 2005-06: 1-7; 2004-05: 2-5; 2003-04: 2-8;  
2002-03: 5-6; 2001-02: 3-6; 2000-01: 4-3)  
at Delaware: 0-6

Mike Brey in Overtime Games at Notre Dame:

**Overall: 6-7**

at Georgetown (2/9/02) .....W, 116-111 (4 OT)  
at Boston College (1/25/03) ..... W, 101-96  
vs. Georgetown (2/1/03) ..... W, 93-92 (2OT)  
at Pittsburgh (1/4/06) ..... L, 97-100 (2OT)  
vs. Georgetown (1/24/06) ..... L, 82-85 (2OT)  
at Louisville (2/4/06) ..... L, 86-89  
at Connecticut (2/21/06) ..... L, 74-75  
at Michigan (3/20/06) ..... L, 84-87 (2OT)  
vs. Providence (1/31/08) .....W, 81-74  
at Louisville (1/12/09) ..... L, 73-87  
at Louisville (2/17/10) ..... L, 89-91 (2OT)  
at Marquette (3/6/10) ..... W, 63-60  
vs. Georgia (11/25/10)..... W, 89-83 (2OT)

Irish Record Under Brey In Games Decided By ...

1 point	11-11
2 points	6-11
3 points	15-16
4 points	4-6
5 points	5-7
6 points	11-5
7 points	16-7
8 points	5-10
9 points	7-4
10 points	12-6
11-15 points	45-22
16-20 points	27-8
21-30 points	25-2
31-40 points	25-0
41-50 points	10-0
50+points	0-0
<b>Total</b>	<b>224-115</b>



**BIG EAST Coaching Percentage**

**Regular Season and BIG EAST Tournament**

	W-L	Pct.	Yrs.	Tour.	Pct.
<b>1. Jamie Dixon, Pittsburgh</b>	<b>96-41</b>	<b>.701</b>	<b>8</b>	<b>11-6</b>	<b>.647</b>
2. John Thompson, Georgetown	231-123	.653	20	33-13	.717
<b>3. Buzz Williams, Marquette</b>	<b>28-15</b>	<b>.651</b>	<b>3</b>	<b>3-2</b>	<b>.600</b>
<b>4. Jim Boeheim, Syracuse</b>	<b>373-204</b>	<b>.646</b>	<b>32</b>	<b>45-26</b>	<b>.634</b>
<b>5. Jim Calhoun, Connecticut</b>	<b>290-165</b>	<b>.637</b>	<b>25</b>	<b>28-18</b>	<b>.609</b>
<b>6. Bob Huggins, West Virginia</b>	<b>42-24</b>	<b>.636</b>	<b>4</b>	<b>7-2</b>	<b>.778</b>
7. Lou Carnesecca, St. John's	139-80	.635	13	12-11	.522
<b>8. Rick Pitino, Providence/Louisville</b>	<b>82-48</b>	<b>.631</b>	<b>8</b>	<b>5-6</b>	<b>.455</b>
<b>9. John Thompson III, Georgetown</b>	<b>75-46</b>	<b>.620</b>	<b>7</b>	<b>11-5</b>	<b>.688</b>
10. Mike Jarvis, St. John's	57-36	.613	5	7-4	.636
11. Tom Crean, Marquette	34-22	.607	3	3-3	.500
12. Ben Howland, Pittsburgh	43-29	.597	4	8-3	.727
<b>13. Jay Wright, Villanova</b>	<b>100-69</b>	<b>.592</b>	<b>10</b>	<b>8-9</b>	<b>.471</b>
<b>14. Mike Brey, Notre Dame</b>	<b>106-79</b>	<b>.573</b>	<b>11</b>	<b>6-10</b>	<b>.375</b>
15. Rollie Massimino, Villanova	123-92	.572	12	13-12	.520

**BIG EAST Coaching Wins**

**Regular Season and BIG EAST Tournament**

	W-L	Pct.	Yrs.	Tour.	Pct.
<b>1. Jim Boeheim, Syracuse</b>	<b>373-204</b>	<b>.646</b>	<b>32</b>	<b>45-26</b>	<b>.634</b>
<b>2. Jim Calhoun, Connecticut</b>	<b>290-165</b>	<b>.637</b>	<b>25</b>	<b>28-18</b>	<b>.609</b>
3. John Thompson, Georgetown	231-123	.653	20	33-13	.717
4. Lou Carnesecca, St. John's	139-80	.635	13	12-11	.522
5. Rollie Massimino, Villanova	123-92	.572	12	13-12	.520
<b>6. Mike Brey, Notre Dame</b>	<b>106-79</b>	<b>.573</b>	<b>11</b>	<b>6-10</b>	<b>.375</b>
<b>7. Jay Wright, Villanova</b>	<b>100-69</b>	<b>.592</b>	<b>10</b>	<b>8-9</b>	<b>.471</b>
8. Steve Lappas, Villanova	97-79	.551	9	10-8	.556
<b>9. Jamie Dixon, Pittsburgh</b>	<b>96-41</b>	<b>.701</b>	<b>8</b>	<b>11-6</b>	<b>.647</b>
10. P.J. Carlesimo, Seton Hall	90-130	.409	9	13-10	.565

**Bold** indicates active BIG EAST head coach



**Notre Dame Last Time Win/Loss Versus Ranked  
Opponent in Associated Press Poll**

	<b>Date</b>	<b>Opponent (Location)</b>	<b>Score</b>				
Win vs. #1	2-1-87	North Carolina (H)	60-58	Win vs. #20	1-15-98	West Virginia (A)	74-72
Loss vs. #1	11-26-08	(8) North Carolina (LC)!	87-102	Loss vs. #20	1-12-09	(12) Louisville (A)	73-87
Win vs. #2	12-8-02	Texas (MCI)@	98-92	Win vs. #21	1-9-07	(22) West Virginia (H)	61-58
Loss vs. #2	2-28-09	Connecticut (A)	65-72	Loss vs. #21	3-22-08	(15) Washington St. (PC)\$	41-61
Win vs. #3	3-3-90	Missouri (H)	98-67	Win vs. #22	12-7-05	Alabama (A)	78-71
Loss vs. #3	1-27-10	Villanova (A)	90-72	Loss vs. #22	3-16-07	Winthrop (SA)\$	64-74
Win vs. #4	12-7-06	Alabama (H)	99-85	Win vs. #23	12-3-06	Maryland (VC)@	81-74
Loss vs. #4	2-7-04	Pittsburgh (H)	58-66	Loss vs. #23	3-8-06	Georgetown (MSG)*	63-67
Win vs. #5	2-12-09	Louisville (H)	90-57	Win vs. #24	NA		
<b>Loss vs. #5</b>	<b>1-1-11</b>	<b>(15) Syracuse (A)</b>	<b>58-70</b>	Loss vs. #24	3-5-05	Pittsburgh (H)	77-85
Win vs. #6	11-25-08	(8) Texas (LC)!	81-80	Win vs. #25	1-12-94	Missouri (H)	77-73
Loss vs. #6	1-6-03	(5) Pittsburgh (A)	55-72	Loss vs. #25	3-13-08	Marquette (MSG)*	79-89
Win vs. #7	2-2-82	San Francisco (H)	75-66	<u>Event/Location Notes</u>			
Loss vs. #7	3-12-10	West Virginia (MSG)*	51-53	\$ - NCAA Tournament			
<b>Win vs. #8</b>	<b>1-4-11</b>	<b>(14) Connecticut (H)</b>	<b>73-70</b>	* - BIG EAST Tournament			
Loss vs. #8	1-17-09	(12) Syracuse (A)	74-93	! - Maui Invitational			
<b>Win vs. #9</b>	<b>12-29-10</b>	<b>(15) Georgetown (H)</b>	<b>69-55</b>	^ - SEC/BIG EAST Invitational			
Loss vs. #9	3-9-07	(20) Georgetown (MSG)*	82-84	@ - BB&T Classic			
Win vs. #10	2-21-01	(18) Boston College (H)	76-75	(H) - Home			
Loss vs. #10	1-2-10	Connecticut (A)	70-82	(A) - Away			
Win vs. #11	2-27-10	Georgetown (A)	78-64	(LC) - Lahaina Civic Center (Maui)			
Loss vs. #11	3-2-09	Villanova (H)	60-77	(MCI) - MCI Center (Washington, D.C.)			
Win vs. #12	2-24-10	Pittsburgh (H)	68-53	(MSG) - Madison Square Garden (New York, N.Y.)			
Loss vs. #12	3-4-03	Syracuse (A)	88-92	(KC) - Kansas City, Mo.			
Win vs. #13	12-2-02	Marquette (H)	92-71	(D) - Dayton, Ohio			
Loss vs. #13	2-28-08	(17) Louisville (A)	85-90	(BFC) - Big Four Classic (Indianapolis, Ind.)			
Win vs. #14	12-5-87	Louisville (BFC)	69-54	(FH) - Freedom Hall (Louisville, Ky.)			
Loss vs. #14	3-18-01	(19) Mississippi (KC)\$	56-59	(PC) - Pepsi Center (Denver, Colo.)			
Win vs. #15	1-21-98	Syracuse (H)	83-63	(SA) - Spokane Arena (Spokane, Wash.)			
Loss vs. #15	2-7-09	UCLA (A)	63-89	(VC) - Verizon Center (Washington, D.C.)			
Win vs. #16	3-11-10	Pittsburgh (MSG)*	50-45	<i>Note - Number before opponent indicates Notre Dame's AP ranking at the time of the game</i>			
Loss vs. #16	1-18-03	(10) Kentucky (A)	73-88	<b><i>Bold italics</i></b> indicates result from this season			
Win vs. #17	3-7-70	(15) Ohio U. (D)\$	112-82				
<b>Loss vs. #17</b>	<b>12-8-10</b>	<b>(23) Kentucky (FH)^</b>	<b>58-72</b>				
Win vs. #18	1-26-08	Villanova (A)	90-80				
Loss vs. #18	2-12-05	Pittsburgh (A)	66-68				
Win vs. #19	1-30-05	Connecticut (H)	78-74				
Loss vs. #19	3-8-02	Connecticut (MSG)*	77-82				



## Notre Dame Highs and Lows Under Mike Brey

### Notre Dame – Team Game Highs (1st Half)

Points ..... 62 vs. Loyola-Chicago (11/22/00)  
..... 62 vs. Georgia Southern (11/12/10)\*  
Field Goals Made ..... 24 vs. IPFW (11/10/06)\*  
..... 24 vs. Syracuse (1/30/07)  
Field Goals Attempted ..... 43 vs. New Hampshire (11/16/01)\*  
..... 43 vs. Syracuse (1/30/07)  
Field Goal Percentage ..... 75.0% (18-24) vs. West Virginia (1/9/10)\*  
3 PT Field Goals Made ..... 14 vs. South Dakota (12/2/08)\*  
3 PT Field Goals Attempted ..... 23 vs. South Dakota (12/2/08)\*  
3 PT Field Goals Percentage ..85.7% (6-7) vs. West Virginia (1/9/10)\*  
Free Throws Made ..... 18 vs. Liberty (11/22/09)\*  
..... 18 vs. Maine (11/22/10)\*  
Free Throws Attempted ..... 24 vs. Liberty (11/22/09)\*  
Free Throw Percentage ..... 100.0% on 17 occasions  
Total Rebounds ..... 32 vs. Chicago State (11/17/10)\*  
Offensive Rebounds ..... 15 vs. Savannah State (12/22/08)\*  
Defensive Rebounds ..... 24 vs. Northern Illinois (11/28/07)\*  
Assists ..... 19 vs. Canisius (12/19/00)\*  
Steals ..... 12 vs. New Hampshire (11/16/01)\*  
Blocked Shots ..... 13 vs. Belmont (11/17/02)\*  
Turnovers ..... 14 vs. Monmouth (11/16/07)  
Fouls ..... 11 vs. Villanova (1/8/05)\*  
..... 11 vs. Georgia Southern (11/12/10)\*

### Notre Dame – Team Game Highs (2nd Half)

Points ..... 68 vs. Georgetown (4OT) (2/9/02)  
Field Goals Made ..... 24 vs. Pittsburgh (1/4/06)  
Field Goals Attempted ..... 63 vs. Georgetown (4OT) (2/9/02)  
Field Goal Percentage ..... 72.0% vs. Lafayette (11/14/06)  
3 PT Field Goals Made ..... 11 vs. St. John's (3/6/04)  
..... 11 vs. North Carolina (11/26/08)  
3 PT Field Goals Attempted ..... 24 vs. Pittsburgh (1/4/06)  
3 PT Field Goals Percentage . 75.0% (6-8) vs. Connecticut (2/21/05)  
Free Throws Made ..... 27 vs. Seton Hall (2/18/06)  
Free Throws Attempted ..... 32 vs. California (11/26/10)  
Free Throw Percentage ..... 100.0% on six occasions  
Total Rebounds ..... 34 vs. Seton Hall (1/8/01)  
Offensive Rebounds ..... 15 vs. Army (12/19/04)\*  
Defensive Rebounds ..... 25 vs. Sacred Heart (11/18/00)\*  
Assists ..... 16 vs. Army (12/19/04)\*  
..... 16 vs. Maine (11/22/10)\*  
Steals ..... 14 vs. New Hampshire (11/16/01)\*  
Blocked Shots ..... 6 vs. Belmont (11/17/02)\*  
..... 6 vs. IUPUI (12/9/09)\*  
Turnovers ..... 13 vs. Niagara (12/21/05)\*  
..... 13 vs. Marquette (1/12/08)  
Fouls ..... 26 vs. Pittsburgh (1/4/06)

### Notre Dame – Team Game Highs (Total)

Points ..... 116 vs. Georgetown (4OT) (2/9/02)  
Field Goals Made ..... 42 vs. Canisius (12/19/00)\*  
Field Goals Attempted ..... 94 vs. Georgetown (4OT) (2/9/02)  
Field Goal Percentage ..... 66.7% (34-51) vs. Pittsburgh (1/30/02)\*  
3 PT Field Goals Made ..... 19 vs. South Dakota (12/2/08)\*#  
3 PT Field Goals Attempted ..... 44 vs. Canisius (12/22/00)  
3 PT Field Goals Percentage ..... 72.7% (16-22) vs. Loyola Chicago  
(11/22/00)\*#  
Free Throws Made ..... 33 vs. Seton Hall (2/18/06)  
Free Throws Attempted ..... 45 vs. Columbia (12/23/05)\*  
Free Throw Percentage ..... 100% (5-5) vs. Illinois (3/22/03)  
..... 100% (19-19) vs. Villanova (1/8/05)\*#  
Total Rebounds ..... 64 vs. Georgetown (4OT) (2/9/02)  
Offensive Rebounds ..... 24 vs. Seton Hall (1/8/01)  
Defensive Rebounds ..... 41 vs. Northern Illinois (12/8/07)\*  
Assists ..... 32 vs. Canisius (12/19/00)\*#  
Steals ..... 26 vs. New Hampshire (11/16/01)\*#  
Blocked Shots ..... 19 vs. Belmont (12/17/02)\*#  
Turnovers ..... 24 vs. Marquette (1/12/08)  
Fouls ..... 32 vs. Pittsburgh (1/4/06)

### Notre Dame – Team Game Lows (1st Half)

Points ..... 17 vs. Connecticut (3/3/10)\*  
Field Goals Made ..... 6 vs. Connecticut (2/21/04)\*  
..... 6 vs. Cincinnati (1/15/08)\*  
Field Goals Attempted ..... 21 vs. Canisius College (12/22/01)  
..... 21 vs. Pittsburgh (3/11/10)  
Field Goal Percentage ..... 18.8% (6-32) vs. Connecticut (2/21/04)  
3 PT Field Goals Made ..... 0 vs. West Virginia (1/7/04)  
..... 0 vs. California (11/26/10)  
3 PT Field Goals Attempted ..... 4 vs. St. Louis (11/28/09)  
3 PT Field Goals Percentage ..... 0.0% on three occasions  
Free Throws Made ..... 0 on ten occasions  
Free Throws Attempted ..... 0 on seven occasions  
Free Throw Percentage ..... 0.0% on ten occasions  
Total Rebounds ..... 9 vs. UCF (12/6/09)\*  
..... 9 vs. Pittsburgh (3/11/10)  
Offensive Rebounds ..... 0 vs. West Virginia (1/9/10)\*  
Defensive Rebounds ..... 6 vs. Louisville (2/17/10)  
Assists ..... 1 vs. Villanova (1/27/07)\*  
Steals ..... 0 on six occasions  
Blocked Shots ..... 0 on 31 occasions  
Turnovers ..... 0 vs. DePaul (1/23/10)\*  
Fouls ..... 0 vs. Samford (12/30/04)\*

### Notre Dame – Team Game Lows (2nd Half)

Points ..... 18 vs. Pittsburgh (3/11/10)  
Field Goals Made ..... 5 vs. West Virginia (1/9/10)\*  
..... 5 vs. Pittsburgh (3/11/10)  
Field Goals Attempted ..... 13 vs. Pittsburgh (3/11/10)  
Field Goal Percentage ..... 21.4% (6-28) vs. Harvard (11/19/04)\*  
3 PT Field Goals Made ..... 0 vs. Loyola Marymount (11/22/08)  
..... 0 vs. Connecticut (1/12/09)  
..... 0 vs. Providence (1/31/08)\*  
3 PT Field Goals Attempted ..... 3 vs. Loyola Marymount (11/22/08)  
..... 3 vs. Indiana (12/8/04)  
3 PT Field Goals Percentage ... 0.0% (0-6) vs. Providence (1/31/08)\*  
Free Throws Made ..... 0 vs. Pittsburgh (1/12/04)  
..... 0 vs. Indiana (11/24/08)  
..... 0 vs. Old Dominion (3/18/10)  
Free Throws Attempted ..... 0 vs. Indiana (11/24/08)  
..... 0 vs. Old Dominion (3/18/10)  
Free Throw Percentage ..... 0.0% on four occasions  
Total Rebounds ..... 7 vs. Rutgers (3/1/03)  
Offensive Rebounds ..... 2 on three occasions  
Defensive Rebounds ..... 4 vs. Rutgers (3/1/03)  
Assists ..... 0 vs. Harvard (11/19/04)  
Steals ..... 0 on 10 occasions  
Blocked Shots ..... 0 on 24 occasions  
Turnovers ..... 0 vs. West Virginia (3/10/04)  
Fouls ..... 3 on three occasions

### Notre Dame – Team Game Lows (Total)

Points ..... 41 vs. Washington State (3/22/08)  
Field Goals Made ..... 13 vs. Rutgers (3/1/03)  
..... 13 vs. Washington State (3/22/08)  
Field Goals Attempted ..... 34 vs. Pittsburgh (3/11/10)  
Field Goal Percentage .... 24.5% (13-53) vs. Washington State (3/22/08)  
3 PT Field Goals Made ..... 1 vs. Pittsburgh (2/3/01)  
..... 1 vs. California (11/26/10)  
3 PT Field Goals Attempted ..... 8 vs. Pittsburgh (2/3/01)  
3 PT Field Goals Percentage ... 5.0% (1-20) vs. California (11/26/10)  
Free Throws Made ..... 1 vs. Connecticut (2/28/09)  
Free Throws Attempted ..... 3 vs. Old Dominion (3/18/10)  
Free Throw Percentage ..... 20.0% (1-5) vs. Connecticut (2/28/09)  
Total Rebounds ..... 21 vs. Rutgers (3/1/03)  
Offensive Rebounds ..... 3 vs. DePaul (12/14/02)\*  
Defensive Rebounds ..... 14 vs. DePaul (12/11/04)\*  
Assists ..... 6 vs. Mississippi (3/18/01)  
Steals ..... 1 on four occasions  
Blocked Shots ..... 0 on six occasions  
Turnovers ..... 2 vs. DePaul (1/23/10)\*  
Fouls ..... 6 on three occasions

\* Indicates game played at the Purcell Pavilion, Notre Dame, Ind.

# Indicates school record



## Opponent Highs and Lows Under Mike Brey

### Opponent – Team Game Highs (1st Half)

Points	53, Arizona (3/27/03)
Field Goals Made	23, Arizona (3/27/03)
Field Goals Attempted	44, Georgetown (3/4/01)*
Field Goal Percentage	61.5% (16-26), UCF (12/6/09)*
3 PT Field Goals Made	9, Syracuse (1/11/06)*
	9, Lehigh (11/27/06)*
3 PT Field Goals Attempted	19, Syracuse (1/11/06)*
3 PT Field Goal Percentage	81.8% (9-11), Lehigh (11/26/06)*
Free Throws Made	14, Sacred Heart (11/18/00)*
Free Throws Attempted	19, Sacred Heart (11/18/00)*
Free Throw Percentage	100.0%, on 20 occasions
Total Rebounds	33, Connecticut (2/21/04)
Offensive Rebounds	16, Northern Illinois (11/24/03)*
Defensive Rebounds	21, on six occasions
Assists	15, Seton Hall (2/11/10)
Steals	9, Miami (Fla.) (2/23/02)
	9, Marquette (1/12/08)
Blocked Shots	10, Connecticut (2/21/04)
Turnovers	16, Loyola (Chicago) (11/22/00)*
Fouls	16, on three occasions

### Opponent – Team Game Highs (2nd Half)

Points	68, Georgetown (4 OT) (2/9/02)
Field Goals Made	21, Syracuse (2/24/08)*
Field Goals Attempted	49, Syracuse (2/24/08)*
Field Goal Percentage	68.2% (15-22), American (12/21/03)*
3 PT Field Goals Made	9, Texas (12/8/02)
	9, West Virginia (1/9/10)*
3 PT Field Goals Attempted	22, Tennessee Tech (12/17/00)*
3 PT Field Goal Percentage	100.0% (3-3), Seton Hall (2/5/03)
Free Throws Made	24, Pittsburgh (2 OT) (1/4/06)
Free Throws Attempted	39, Pittsburgh (2 OT) (1/4/06)
Free Throw Percentage	100.0% on seven occasions
Total Rebounds	38, Georgetown (4 OT) (2/9/02)
Offensive Rebounds	16, Syracuse (2/24/08)*
Defensive Rebounds	27, Georgetown (4 OT) (2/9/02)
Assists	19, Pittsburgh (2 OT) (1/4/06)
Steals	9, on two occasions
Blocked Shots	11, Georgetown (4 OT) (2/9/02)
Turnovers	15, New Hampshire (11/16/01)*
Fouls	20, Seton Hall (2/18/06)

### Opponent – Team Game Highs (Total)

Points	111, Georgetown (4 OT) (2/9/02)
Field Goals Made	41, Syracuse (3/4/03)*
Field Goals Attempted	82, Syracuse (2/24/08)*
Field Goal Percentage	63.0% (29-46), American (12/21/03)*
3 PT Field Goals Made	14, Texas (12/7/02)
	14, Lehigh (11/27/06)*
3 PT Field Goals Attempted	37, West Virginia (1/9/10)*
3 PT Field Goal Percentage	73.7% (14-19), Lehigh (11/27/06)*
Free Throws Made	35, Louisville (2OT) (2/17/10)
Free Throws Attempted	46, Pittsburgh (2 OT) (1/4/06)
Free Throw Percentage (min. 8 att.)	100%, West Virginia (8-8) (2/2/00)*
	100%, Savannah State (8-8) (12/22/08)*
Total Rebounds	59, Connecticut (2/21/04)
Offensive Rebounds	27, Loyola (Chicago) (11/22/00)*
Defensive Rebounds	42, Connecticut (1/24/09)*
Assists	30, Pittsburgh (2 OT) (1/4/06)
Steals	13, Niagara (12/21/05)*
Blocked Shots	19, Connecticut (OT) (2/21/06)
Turnovers	30, New Hampshire (11/16/01)*
Fouls	31, Columbia (12/23/05)*

### Opponent – Team Game Lows (1st Half)

Points	5, California (11/26/10)
Field Goals Made	2, California (11/26/10)
Field Goals Attempted	18, Georgetown (2/27/10)
Field Goal Percentage	8.0% (2-25), California (11/26/10)
3 PT Field Goals Made	0, on 11 occasions
3 PT Field Goals Attempted	2, Georgetown (2/9/02)
3 PT Field Goal Percentage	0.0%, on 11 occasions
Free Throws Made	0, on 28 occasions
Free Throws Attempted	0, on 15 occasions
Free Throw Percentage	0.0%, on 28 occasions
Total Rebounds	7, Georgetown (2/27/10)
	7, Maine (11/22/10)*
Offensive Rebounds	0, Lafayette (11/14/06)
Defensive Rebounds	5, on three occasions
Assists	1, California (11/26/10)
Steals	0, on 11 occasions
Blocked Shots	0, on 31 occasions
Turnovers	1, on four occasions
Fouls	1, Pittsburgh (2/12/05)
	1, DePaul (12/31/08)
	1, West Virginia (3/12/10)

### Opponent – Team Game Lows (2nd Half)

Points	8, Monmouth (11/16/07)
Field Goals Made	3, Monmouth (11/16/07)
Field Goals Attempted	19, Old Dominion (3/18/10)
Field Goal Percentage	13.0% (3-23), Monmouth (11/16/07)
3 PT Field Goals Made	0, on 10 occasions
3 PT Field Goals Attempted	3, on six occasions
3 PT Field Goal Percentage	0.0% on 10 occasions
Free Throws Made	0, Monmouth (1/25/01)
	0, West Virginia (1/9/10)*
Free Throws Attempted	1, Monmouth (1/25/01)
	1, West Virginia (1/9/10)*
Free Throw Percentage	0.0% (0-1), Monmouth (1/25/01)
	0.0% (0-1), West Virginia (1/9/10)*
Total Rebounds	16, Syracuse (2/24/08)*
Offensive Rebounds	0, Kentucky (3/25/09)*
	0, Marquette (3/6/10)
Defensive Rebounds	3, Virginia Tech (2/22/03)*
Assists	1, UAB (3/17/09)*
	1, Pittsburgh (3/11/10)
Steals	0, on six occasions
Blocked Shots	0, on 21 occasions
Turnovers	0, West Virginia (3/10/04)
	0, Pittsburgh (1/31/09)
Fouls	4, on four occasions

### Opponent – Team Game Lows (Total)

Points	33, Monmouth (11/16/07)
Field Goals Made	12, Bucknell (11/22/02)*
Field Goals Attempted	35, Rutgers (3/1/03)
Field Goal Percentage	21.1% (12-57), Bucknell (11/22/02)*
3 PT Field Goals Made	1, on five occasions
3 PT Field Goals Attempted	7, Seton Hall (2/5/03)
3 PT Field Goal Percentage	5.9% (1-17), Cincinnati (11/24/00)
Free Throws Made	0, Charleston Southern (11/26/04)*
Free Throws Attempted	0, Charleston Southern (11/26/04)*
Free Throw Percentage	0.0% (0-0), Charleston Southern (11/26/04)*
Total Rebounds	19, Winston-Salem St. (11/29/06)*
Offensive Rebounds	3, Army (12/19/04)*
	3, West Virginia (2/1/06)
Defensive Rebounds	12, Georgetown (2/27/10)
Assists	5, Bucknell (11/22/02)*
Steals	1, on three occasions
Blocked Shots	0, on 11 occasions
Turnovers	3, Marquette, (1/26/09)*
Fouls	7, Connecticut (1/24/09)*
	7, Connecticut (2/28/09)

\* - Indicates games played at Purcell Pavilion, Notre Dame, Ind.





## Notre Dame Highs and Lows in a BIG EAST Game

### Notre Dame – BIG EAST Team Game Highs (1st Half)

Points	61 vs. Syracuse (1/30/07)
Field Goals Made	24 vs. Syracuse (1/30/07)
Field Goals Attempted	43 vs. Syracuse (1/30/07)
Field Goal Percentage	75.0% (18-24) vs. West Virginia (1/9/10)*
3 PT Field Goals Made	11 vs. Pittsburgh (1/31/09)
3 PT Field Goals Attempted	11 vs. Providence (2/21/09)
3 PT Field Goals Percentage	22 vs. Pittsburgh (1/31/09)
3 PT Field Goals Percentage	85.7% (6-7) vs. West Virginia (1/9/10)*
Free Throws Made	13 vs. Seton Hall (2/11/10)
Free Throws Attempted	19 vs. Villanova (1/27/10)
Free Throw Percentage	100.0% on 12 occasions
Total Rebounds	29 vs. Connecticut (1/5/08)
Offensive Rebounds	14 vs. Providence (2/19/05)
Defensive Rebounds	23 vs. Louisville (2/12/09)*
Assists	17 vs. West Virginia (1/9/10)*
Steals	7 on four occasions
Blocked Shots	7 vs. Connecticut (2/9/04)*
	7 vs. West Virginia (1/9/05)
Turnovers	12 vs. St. John's (1/23/07)
Fouls	11 vs. Villanova (1/8/05)*

### Notre Dame – BIG EAST Team Game Highs (2nd Half)

Points	68 vs. Georgetown (4OT) (2/9/02)
Field Goals Made	24 vs. Pittsburgh (1/4/06)
Field Goals Attempted	63 vs. Georgetown (4OT) (2/9/02)
Field Goal Percentage	71.4% vs. Georgetown (2/27/10)
3 PT Field Goals Made	11 vs. St. John's (3/6/04)
3 PT Field Goals Attempted	24 vs. Pittsburgh (1/4/06)
3 PT Field Goals Percentage	71.4% (6-8) vs. Connecticut (2/21/05)
Free Throws Made	27 vs. Seton Hall (2/18/06)
Free Throws Attempted	30 vs. Seton Hall (2/18/06)
Free Throw Percentage	100.0% on three occasions
Total Rebounds	34 vs. Seton Hall (1/8/01)
Offensive Rebounds	18 vs. Seton Hall (1/8/01)
Defensive Rebounds	27 vs. Georgetown (3/4/04)*
Assists	14 vs. Cincinnati (1/15/08)*
Steals	6 vs. Villanova (1/17/07)
Blocked Shots	5 vs. Georgetown (2/27/10)
Turnovers	13 vs. Marquette (1/12/08)
Fouls	26 vs. Pittsburgh (1/4/06)

### Notre Dame – BIG EAST Team Game Highs (Total)

Points	116 vs. Georgetown (4OT) (2/9/02)
Field Goals Made	41 vs. Georgetown (4OT) (2/9/02)
Field Goals Attempted	94 vs. Georgetown (4OT) (2/9/02)
Field Goal Percentage	66.7% (34-51) vs. Pittsburgh (1/30/02)*
3 PT Field Goals Made	17 vs. St. John's (3/6/04)#
	17 vs. Louisville (2/4/06)#
3 PT Field Goals Attempted	36 vs. Pittsburgh (1/4/06)
3 PT Field Goals Percentage	61.9% (13-21) vs. Providence
	(1/14/06)*
Free Throws Made	34 vs. Cincinnati (1/15/08)*
Free Throws Attempted	42 vs. Cincinnati (1/15/08)*
Free Throw Percentage	100.0% (19-19) vs. Villanova (1/14/03)*
Total Rebounds	64 vs. Georgetown (4OT) (2/9/02)
Offensive Rebounds	24 vs. Seton Hall (1/8/01)
Defensive Rebounds	35 vs. Louisville (2/12/09)*
Assists	25 vs. Cincinnati (2/4/10)*
Steals	10 on six occasions
Blocked Shots	9 vs. Connecticut (2/9/04)*
Turnovers	26 vs. Pittsburgh (2/8/00)
Fouls	32 vs. Pittsburgh (1/4/06)

\*Indicates game played at the Purcell Pavilion, Notre Dame, Ind.

#Indicates school record

### Notre Dame – BIG EAST Team Game Lows (1st Half)

Points	17 vs. Connecticut (3/3/10)*
Field Goals Made	6 vs. Connecticut (2/21/04)
	6 vs. Cincinnati (1/15/08)*
Field Goals Attempted	21 vs. Pittsburgh (3/11/10)
Field Goal Percentage	18.8% (6-32) vs. Connecticut (2/21/04)
3 PT Field Goals Made	0 vs. West Virginia (1/7/04)
	0 vs. Connecticut (1/12/99)
3 PT Field Goals Attempted	5 on three occasions
3 PT Field Goals Percentage	8.3% (1-12) vs. Providence (1/21/03)
Free Throws Made	0 on nine occasions
Free Throws Attempted	0 on seven occasions
Free Throw Percentage	0.0% on nine occasions
Total Rebounds	9 vs. Pittsburgh (3/11/10)
Offensive Rebounds	0 on four occasions
Defensive Rebounds	6 vs. Louisville (2/17/10)
Assists	1 vs. Villanova (1/27/07)*
Steals	0 on five occasions
Blocked Shots	0 on 19 occasions
Turnovers	0 vs. DePaul (1/23/10)*
Fouls	2 vs. West Virginia (2/18/09)
	2 vs. Georgetown (2/27/10)

### Notre Dame – BIG EAST Team Game Lows (2nd Half)

Points	18 vs. Pittsburgh (3/11/10)
Field Goals Made	5 vs. West Virginia (1/9/10)*
	5 vs. Pittsburgh (3/11/10)
Field Goals Attempted	13 vs. Pittsburgh (3/11/10)*
Field Goal Percentage	26.3% (5-19) vs. West Virginia (1/9/10)*
3 PT Field Goals Made	0 vs. Connecticut (1/12/99)
	0 vs. Providence (1/31/08)*
3 PT Field Goals Attempted	3 vs. Pittsburgh (3/11/10)*
3 PT Field Goals Percentage	0.0% (0-6) vs. Providence (1/31/08)*
Free Throws Made	0 vs. Pittsburgh (1/12/04)
Free Throws Attempted	2 on four occasions
Free Throw Percentage	0.0% (0-2) vs. Pittsburgh (1/12/04)
Total Rebounds	7 vs. Rutgers (3/1/03)
Offensive Rebounds	2 vs. Connecticut (3/3/10)*
Defensive Rebounds	4 vs. Rutgers (3/1/03)
Assists	2 on three occasions
Steals	0 on nine occasions
Blocked Shots	0 on 16 occasions
Turnovers	0 vs. West Virginia (3/10/04)
Fouls	3 vs. West Virginia (1/7/04)*
	3 vs. Pittsburgh (2/24/10)*

### Notre Dame – BIG EAST Team Game Lows (Total)

Points	48 vs. Georgetown (1/7/06)
Field Goals Made	13 vs. Rutgers (3/1/03)
Field Goals Attempted	34 vs. Pittsburgh (3/11/10)
Field Goal Percentage	29.7% (19-64) vs. Connecticut (2/21/04)
3 PT Field Goals Made	0 vs. Connecticut (1/12/99)
3 PT Field Goals Attempted	6 vs. Seton Hall (2/6/99)
3 PT Field Goals Percentage	10.5% vs. Rutgers (2/14/02)
Free Throws Made	1 vs. Connecticut (2/28/09)
Free Throws Attempted	4 vs. Pittsburgh (3/8/01)
	4 vs. Connecticut (1/24/09)*
Free Throw Percentage	20.0% (1-5) vs. Connecticut (2/28/09)
Total Rebounds	21 vs. Rutgers (3/1/03)
Offensive Rebounds	4 on three occasions
Defensive Rebounds	17 vs. Georgetown (2/27/10)
Assists	17 vs. Syracuse (1/1/11)
	7 vs. Rutgers (3/1/03)
	7 vs. Pittsburgh (3/8/01)
Steals	1 vs. Marquette (1/26/09)*
	1 vs. Cincinnati (2/4/09)
Blocked Shots	0 vs. Georgetown (1/6/07)
	0 vs. Marquette (3/6/10)
Turnovers	2 vs. DePaul (1/23/10)*
Fouls	6 vs. West Virginia (1/7/04)*

\*Indicates game played at the Purcell Pavilion, Notre Dame, Ind.

#Indicates school record



## Opponent Highs and Lows in a BIG EAST Game

### Opponent – BIG EAST Team Game High (1st Half)

Points	54, Connecticut (1/12/99)
Field Goals Made	22, Syracuse (3/4/03)*
Field Goals Attempted	44, Georgetown (3/4/01)*
Field Goal Percentage	65.2% (15-23), Providence (2/21/96)*
3 PT Field Goals Made	9 on three occasions
3 PT Field Goals Attempted	19, West Virginia (2/2/00)*
	19, Syracuse (1/11/06)*
3 PT Field Goals Percentage	100.0% (5-5), Connecticut (2/8/97)*
Free Throws Made	21, Connecticut (1/12/99)
Free Throws Attempted	23, Connecticut (1/12/99)
Free Throw Percentage	100.0% on nine occasions
Total Rebounds	33, Connecticut (2/21/04)
Offensive Rebounds	14, Georgetown (3/8/03)
Defensive Rebounds	21, on three occasions
Assists	15, Seton Hall (2/11/10)
Steals	9, Marquette (1/12/08)
Blocked Shots	10, Connecticut (2/21/04)
Turnovers	14, Pittsburgh (1/6/03)
Fouls	15, Villanova (1/27/10)

### Opponent – BIG EAST Team Game High (2nd Half)

Points	68, Georgetown (4OT) (2/9/02)
Field Goals Made	23, Georgetown (4OT) (2/9/02)
Field Goals Attempted	60, Georgetown (4OT) (2/9/02)
Field Goal Percentage	66.7% (20-30), Pittsburgh (3/5/05)*
3 PT Field Goals Made	9, Pittsburgh (1/29/97)
	9, West Virginia (1/9/10)*
3 PT Field Goals Attempted	20, Miami (2/23/02)
3 PT Field Goals Percentage	83.3% (5-6), Boston College (3/1/97)
Free Throws Made	24, Pittsburgh (1/4/06)
Free Throws Attempted	39, Pittsburgh (1/4/06)
Free Throw Percentage	100.0% on three occasions
Total Rebounds	31, Syracuse (2/24/08)*
Offensive Rebounds	16, Syracuse (2/24/08)*
Defensive Rebounds	26, Connecticut (2/21/04)
Assists	19, Pittsburgh (1/4/06)
Steals	8, Marquette (1/12/08)
Blocked Shots	11, Georgetown (4 OT) (2/9/02)
Turnovers	10, Rutgers (1/31/04)
Fouls	20, Seton Hall (2/18/06)

### Opponent – BIG EAST Team Game High (Total)

Points	111, Georgetown (2/9/02)
Field Goals Made	41, Syracuse (3/4/03)*
Field Goals Attempted	87, Georgetown (1/7/97)
Field Goal Percentage	56.5% (34-60), Syracuse (1/17/04)*
3 PT Field Goals Made	14, Syracuse (1/16/00)
3 PT Field Goals Attempted	37, West Virginia (1/9/10)*
3 PT Field Goals Percentage	71.4% (5-7), Seton Hall (2/5/03)
Free Throws Made	35, Louisville (2OT) (2/10/10)
Free Throws Attempted	46, Pittsburgh (1/4/06)
Free Throw Percentage	94.4% (17-18), Miami (1/25/00)*
Total Rebounds	59, Connecticut (2/21/04)
Offensive Rebounds	32, Georgetown (1/7/97)
Defensive Rebounds	42, Connecticut (1/24/09)*
Assists	30, Pittsburgh (1/4/06)
Steals	24, Georgetown (2/10/99)*
Blocked Shots	19, Connecticut (OT) (2/21/06)
Turnovers	23, Villanova (1/6/02)*
Fouls	33, West Virginia (2/11/97)*

Points	16, Georgetown (3/4/04)*
Field Goals Made	6, Georgetown (2/16/05)*
Field Goals Attempted	18, Georgetown (2/27/10)
Field Goal Percentage	20.7% (6-29), Pittsburgh (1/12/02)
3 PT Field Goals Made	0 on eight occasions
3 PT Field Goals Attempted	2, Georgetown (2/1/03)*
3 PT Field Goals Percentage	0.0% on three occasions
Free Throws Made	0 on nine occasions
Free Throws Attempted	0, on five occasions
Free Throw Percentage	0.0% on nine occasions
Total Rebounds	7, Georgetown (2/27/10)
Offensive Rebounds	0, Virginia Tech (1/20/04)
Defensive Rebounds	5, Pittsburgh (2/24/10)*
Assists	2, USF (2/15/06)*
	2, Seton Hall (3/10/10)
Steals	0 on six occasions
Blocked Shots	0 on 11 occasions
Turnovers	1 on three occasions*
Fouls	1, DePaul (12/31/08)
	1, West Virginia (3/12/10)

### Opponent – BIG EAST Team Game Lows (2nd Half)

Points	16, Pittsburgh (3/11/10)*
Field Goals Made	5, West Virginia (1/9/02)
Field Goals Attempted	17, Boston College (1/9/96)
Field Goal Percentage	22.7%, West Virginia (1/9/02)
3 PT Field Goals Made	0, Connecticut (2/26/01)
	0, Pittsburgh (3/11/10)
3 PT Field Goals Attempted	2, Connecticut (2/28/09)
3 PT Field Goals Percentage	0.0% (0-3), Connecticut (2/26/01)
	0.0% (0-3), Pittsburgh (3/11/10)
Free Throws Made	0, on three occasions
Free Throws Attempted	0, Pittsburgh (1/29/97)
	0, St. John's (1/23/07)
Free Throw Percentage	0.0% on three occasions
Total Rebounds	6, Marquette (3/6/10)
Offensive Rebounds	0, Marquette (3/6/10)
Defensive Rebounds	3, Virginia Tech (2/22/03)*
Assists	1, Pittsburgh (3/11/10)
Steals	0, on four occasions
Blocked Shots	0, on 10 occasions
Turnovers	0, West Virginia (3/10/04)
	0, Pittsburgh (1/31/09)
Fouls	2, Connecticut (2/21/05)

### Opponent – BIG EAST Team Game Lows (Total)

Points	45, Pittsburgh (3/11/10)*
Field Goals Made	17 on three occasions
Field Goals Attempted	40, Syracuse (2/5/05)
Field Goal Percentage	28.1% (18-64), Georgetown (3/4/04)*
3 PT Field Goals Made	1, Georgetown (2/7/98)
	1, South Florida (2/15/06)*
3 PT Field Goals Attempted	7, Seton Hall (2/5/03)
3 PT Field Goals Percentage	9.5% (2-21), Seton Hall (2/6/99)
Free Throws Made	1, DePaul (2/2/08)*
	1, Rutgers (2/25/09)*
Free Throws Attempted	3, Connecticut (2/12/00)*
	3, DePaul (2/2/08)*
Free Throw Percentage	20.0% (1-5), Rutgers (2/25/09)*
Total Rebounds	20, Georgetown (2/27/10)
Offensive Rebounds	4, West Virginia (2/18/03)
Defensive Rebounds	12, Georgetown (2/27/10)
Assists	6, Syracuse (2/5/05)
	6, Seton Hall (3/10/10)
Steals	1, Connecticut (3/11/04)
Blocked Shots	0 on four occasions
Turnovers	3, Marquette (1/26/09)*
Fouls	7, Connecticut (1/24/09)*
	7, Connecticut (2/28/09)

\* Indicates game played at the Purcell Pavilion, Notre Dame, Ind.

### Opponent – BIG EAST Team Game Lows (1st Half)



## The Last Time ...

### Notre Dame recorded a ...

30-Point win ..... was on 11/12/10 - ND 98, Georgia Southern 61 (37 points)\*  
 40-Point win ..... was on 12/22/10 - ND 93, UMBC 53 (40 points)\*  
 50-Point win ..... was on 12/28/06 - ND 101, Rider 51 (50 points)  
 30-Point loss ..... was on 1/7/99 - ND 62, Villanova 93 (31 points)\*

### Notre Dame shot ...

60% on FGs ..... was on 12/22/09 - 60.7% (37-61) vs. Bucknell (ND 101 - Bucknell 69)\*  
 65% on FGs ..... was on 1/30/02 - 66.7% (34-51) vs. Pittsburgh (ND 89 - Pittsburgh 76)\*  
 90% on FTs ..... was on 12/19/10 - 91.7% (11-12) vs. Stony Brook (ND 88 - Stony Brook 62)\*

### Notre Dame ...

Won 10 games in a row ..... was from 11/24/07 thru 1/5/08 (10 straight)  
 Won 15 games in a row ..... was from 12/31/53 thru 3/9/54 (18 straight)  
 Won 20 games in a row ..... never  
 Lost 5 games in a row ..... was from 1/12/09 thru 2/7/09 (7 straight)  
 Scored 100 points ..... was on 11/17/10 (ND 102 - Chicago State 62)\*  
     - Scored 100 points on the road ..... was on 2/21/09 (ND 103 - Providence 84)  
     - Scored 100 points at a neutral site ..... was on 3/12/78 (ND 100 - Houston 77) (NCAA First Round, Tulsa, OK)  
     - Scored 100 points and lost ..... was on 3/20/71 (ND 106 - Houston 119) (NCAA Regional Semi-finals at Wichita, KS)  
 Allowed 100 points ..... was on 11/26/08 vs. North Carolina (ND 87 - North Carolina 102)  
 Scored less than 50 points ..... was on 3/22/08 vs. Washington State (ND 41 - Washington State 61)  
 Allowed less than 50 points ..... was on 11/26/10 vs. California (ND 57 - California 44)  
 Played an Overtime Game ..... was on 11/28/10 (2OT) vs. Georgia (ND 89 - Georgia 83)  
     - Played in a Multi-Overtime Game ..... was on 11/28/10 (2OT) vs. Georgia (ND 89 - Georgia 83)  
 Won on a "last second" shot ..... was on 3/19/09 vs. New Mexico (ND 70 - Pittsburgh 68 - Tory Jackson layup at 00:02)\*  
 Had 5 double figure scorers ..... was on 11/30/10 vs. Indiana State (ND 91 - Indiana State 82) Ben Hansbrough 24, Ty Nash 16, Scott Martin 15, Tim Abromaitis 13, Carleton Scott 11\*  
 Had 6 double figure scorers ..... was on 11/22/10 vs. Maine (ND 97 - Maine 72) Tim Abromaitis 26, Scott Martin 15, Ty Nash 13, Ben Hansbrough 11, Carleton Scott 11, Jack Cooley 13\*  
 Had 7 double figure scorers ..... never  
 Had two double-figure rebounders ..... was on 11/26/10 vs. California (ND 57 - California 44) Carleton Scott 10, Tim Abromaitis 11  
 Had two players with double-doubles ..... was on 1/23/10 vs. DePaul (ND 87 - DePaul 77) Luke Harangody (24 pts, 11 rebs), Ben Hansbrough (15 pts, 10 rebs), Tyrone Nash (13 pts, 10 rebs)\*  
 Had three players with double-doubles ... was on 11/17/10 vs. Chicago State (ND 102 - Chicago State 62) Tim Abromaitis (21 pts, 10 rebs), Carleton Scott (17 pts, 11 rebs), Tyrone Nash (11 pts, 10 rebs)\*  
 Had two 30-point scorers ..... was on 2/18/06 vs. Seton Hall (ND 102 - Seton Hall 91) Chris Quinn - 34, Colin Falls - 32  
 Had two 20-point scorers ..... was on 12/19/10 vs. Stony Brook (ND 88 - Stony Brook 62) Tim Abromaitis 22, Carleton Scott 20  
 Had three 20-point scorers ..... was on 3/8/07 vs. Syracuse (ND 89 - Syracuse 83) Russell Carter 24, Luke Harangody 20, Colin Falls 23  
 Made 10 three-point field goals ..... was on 12/22/10 vs. UMBC - 10-29 (34.5%) (ND 93 - UMBC 53)\*  
 Committed 10 turnovers or less ..... was on 1/4/11 - 8 turnovers vs. Connecticut (ND 73 - Connecticut 70)\*  
 Committed 5 turnovers or less ..... was on 1/23/10 - 2 turnovers vs. DePaul (ND 87 - DePaul 77)\*  
 Committed 25 turnovers ..... was on 2/8/00 - 26 turnovers vs. Villanova (ND 69 - Villanova 86)  
 Forced 25 turnovers ..... was on 11/16/01 - 30 turnovers vs. New Hampshire (ND 95 - New Hampshire 53)

### An Irish player had ...

25+ points ..... was on 11/25/10 - Tim Abromaitis (25) vs. Georgia (ND 89 - Georgia 83 - 2OT)\*  
 30+ points ..... was on 2/4/10 - Luke Harangody (37) vs. Cincinnati (ND 83 - Cincinnati 65)\*  
 35+ points ..... was on 2/4/10 - Luke Harangody (37) vs. Cincinnati (ND 83 - Cincinnati 65)\*  
 40+ points ..... was on 2/28/08 - Luke Harangody (40) vs. Louisville (ND 85 - Louisville 90)  
 15 or more rebounds ..... was on 2/7/10 - Luke Harangody (15) vs. USF (ND 65 - USF 62)\*  
 20 rebounds ..... was on 3/22/08 - Luke Harangody (22) vs. Washington State (ND 41 - Washington State 61)  
 a "double-double" ..... was on 12/29/10 - Ty Nash (15 pts., 10 rebs.) vs. Georgetown (ND 69 - Georgetown 55)\*  
 a "triple-double" ..... was on 11/16/01 - Chris Thomas (24 pts, 11 ast, 11 steals) vs. New Hampshire (ND 99 - New Hampshire 53)\*  
 20 points and 10 rebounds ..... was on 12/22/10 - Tim Abromaitis (21 pts., 11 rebs.) vs. UMBC (ND 93 - UMBC 62)\*  
 20 points and 20 rebounds ..... was on 1/8/01 - Troy Murphy (25 pts, 20 rebs) vs. Seton Hall (ND 76 - Seton Hall 78)  
 10 assists ..... was on 1/18/10 - Tory Jackson (15) vs. Syracuse (ND 71 - Syracuse 84)\*  
 10 blocks ..... was on 11/17/02 - Jordan Cornette (11) vs. Belmont (ND 76 - Belmont 48)\*#  
 10 steals ..... was on 11/16/01 - Chris Thomas (11) vs. New Hampshire (ND 99, New Hampshire 53)\*#

### An opposing player had ...

25+ points ..... was on 2/17/10 - Samardo Samuels (36), Louisville (2OT) (ND 89 - Louisville 91)  
 30+ points ..... was on 2/17/10 - Samardo Samuels (36), Louisville (2OT) (ND 89 - Louisville 91)  
 35+ points ..... was on 2/17/10 - Samardo Samuels (36), Louisville (2OT) (ND 89 - Louisville 91)  
 40+ points ..... was on 2/8/87 - Danny Manning (40), Kansas (ND 60 - Kansas 70)  
 15 rebounds ..... was on 1/2/10 - Stanley Robinson (16), Connecticut (ND 70 - Connecticut 82)  
 20 rebounds ..... was on 1/31/09 - DeJuan Blair (22), Pittsburgh (ND 80 - Pittsburgh 93)  
 a "double-double" ..... was on 11/26/10 - Allen Crabbe (10 pts., 10 rebs.), California (ND 57 - California 44)  
 a "triple-double" ..... was on 2/21/06 - Marcus Williams (18 pts, 10 rebs, 13 asts) Connecticut (ND 74 - Connecticut 75 - OT)  
 20 points and 10 rebounds ..... was on 1/2/10 - Stanley Robinson (22 pts., 16 rebs.), Connecticut (ND 70 - Connecticut 82)  
 20 points and 20 rebounds ..... was on 1/31/09 - DeJuan Blair (23 pts., 22 rebs.), Pittsburgh (ND 80 - Pittsburgh 93)  
 10 assists ..... was on 2/11/10 - Eugene Harvey (10), Seton Hall (ND 87 - Seton Hall 90)  
 10 blocks ..... was on 1/5/08 - Hasheem Thabeet (10), Connecticut (ND 73 - Connecticut 67)\*  
 10 steals ..... was on 1/29/89 - Mark Macon (11), Temple (ND 64 - Temple 60)\*

\*indicates Notre Dame home game; #school record; @Purcell Pavilion record



## The Last Time In A BIG EAST Game...

### Notre Dame Recorded a ...

30-Point win ..... was on 2/12/09 - ND 90, Louisville 57 (33 points)\*  
 40-Point win ..... never  
 50-Point win ..... never  
 30-Point loss ..... was on 1/7/99 - ND 62, Villanova 93 (31 points)

### Notre Dame Shot ...

60% on FGs ..... was on 1/6/01 - 60.8% (31-51) vs. Rutgers (ND 87 - Rutgers 80)\*  
 65% on FGs ..... was on 1/30/02 - 66.7% (34-51) vs. Pittsburgh (ND 89 - Pittsburgh 76)\*  
 90% on FTs ..... was on 1/30/10 - 90.0% (9-10) vs. Rutgers (ND 73 - Rutgers 74)

### Notre Dame ...

Won 5 BIG EAST games in a row ..... was from 2/24/10 thru 3/11/10 (6 straight)  
 Won 10 BIG EAST games in a row ..... never  
 Lost 5 BIG EAST games in a row ..... was from 1/12/09 thru 2/4/09 - (6 straight)  
 Scored 100 points ..... was on 2/21/09 (ND 103 - Providence 84)  
     - Scored 100 points on the road ..... was on 2/21/09 (ND 103 - Providence 84)  
     - Scored 100 points on the neutral site ..... never  
     - Scored 100 points and lost ..... never  
 Allowed 100 points ..... was on 1/17/07 vs. Villanova (ND 87 - Villanova 102)  
 Scored less than 50 points ..... was on 1/6/07 vs. Georgetown (ND 48 - Georgetown 66)  
 Allowed less than 50 points ..... was on 3/11/10 vs. Pittsburgh (ND 50 - Pittsburgh 45)\*  
 Played an Overtime Game ..... was on 3/6/10 (OT) at Marquette (ND 63 - Marquette 60)  
     - Played in a Multi-Overtime Game ..... was on 2/17/10 (2OT) at Louisville (ND 89 - Louisville 91)  
 Won on a "last second" shot ..... was on 2/9/03 vs. Pittsburgh (ND 66 - Pittsburgh 64 - Torin Francis layup at 00:00.6)\*  
 Had 5 double figure scorers ..... was on 2/11/10 vs. Seton Hall (ND 87 - Seton Hall 90) Tory Jackson 25, Tim Abromaitis 18, Luke Harangody 13, Tyrone Nash 13, Ben Hansbrough 10  
 Had 6 double figure scorers ..... never  
 Had 7 double figure scorers ..... never  
 Had two double-figure rebounders was on 1/23/10 vs. DePaul (ND 87 - DePaul 77) Luke Harangody 11, Tyrone Nash 10, Ben Hansbrough 10\*  
 Had two players with double-doubles ..... was on 1/23/10 vs. DePaul (ND 87 - DePaul 77) Luke Harangody (24 pts, 11 rebs), Ben Hansbrough (15 pts, 10 rebs), Tyrone Nash (13 pts, 10 rebs)\*  
 Had three players with double-doubles . was on 1/23/10 vs. DePaul (ND 87 - DePaul 77) Luke Harangody (24 pts, 11 rebs), Ben Hansbrough (15 pts, 10 rebs), Tyrone Nash (13 pts, 10 rebs)\*  
 Had four players with double-doubles...was on 2/9/02 vs. Georgetown (Notre Dame 116, Georgetown 111 - 4OT) - Matt Carroll (30 pts, 10 rebs, Ryan Humphrey (23 pts, 14 rebs), Chris Thomas (22 pts, 12 asts.), Harold Swanagan (11 pts, 10 reb.)  
 Had two 30-point scorers ..... was on 2/18/06 vs. Seton Hall (ND 102 - Seton Hall 91) - Chris Quinn - 34, Colin Falls - 32  
 Had two 20-point scorers ..... was on 2/17/10 vs. Louisville (2OT) (ND 89 - Louisville 91) Tim Abromaitis 29, Ben Hansbrough 21  
 Had three 20-point scorers ..... was on 3/8/07 vs. Syracuse (ND 89 - Syracuse 83) - Russell Carter 24, Luke Harangody 20, Colin Falls 23  
 Made 10 three-point field goals ..... was on 2/24/10 - 10-18 (.556) vs. Pittsburgh (ND 68 - Pitt 53)\*  
 Committed 10 turnovers or less ..... was on 1/4/11 - 8 turnovers vs. Connecticut (ND 73 - Connecticut 70)\*  
 Committed 5 turnovers or less ..... was on 1/23/10 - 2 turnovers vs. DePaul (ND 87 - DePaul 77)\*  
 Committed 25 turnovers ..... was on 2/8/00 - 26 turnovers vs. Villanova (ND 69 - Villanova 86)  
 Forced 25 turnovers ..... never

### An Irish player had ...

25+ points ..... was on 2/17/10 - Tim Abromaitis (29) vs. Louisville (2OT) (ND 89 - Louisville 91)  
 30+ points ..... was on 2/4/10 - Luke Harangody (37) vs. Cincinnati (ND 83 - Cincinnati 65)\*  
 35+ points ..... was on 2/4/10 - Luke Harangody (37) vs. Cincinnati (ND 83 - Cincinnati 65)\*  
 40+ points ..... was on 2/28/08 - Luke Harangody (40) vs. Louisville (ND 85 - Louisville 90)  
 15 or more rebounds ..... was on 2/7/10 - Luke Harangody (15) vs. USF (ND 65 - USF 62)\*  
 20 rebounds ..... was on 1/8/01 - Troy Murphy (20) vs. Seton Hall (ND 76 - Seton Hall 78)  
 a "double-double" ..... was on 12/29/10 - Ty Nash (15 pts., 10 rebs.) vs. Georgetown (ND 69 - Georgetown 55)\*  
 a "triple-double" ..... never  
 20 points and 10 rebounds ..... was on 2/4/10 - Luke Harangody (37 pts., 14 rebs.) vs. Cincinnati (ND 83 - Cincinnati 65)\*  
 20 points and 10 rebounds ..... was on 3/10/10 - Luke Harangody (20 pts., 10 rebs.) vs. Seton Hall (ND 68 - Seton Hall 56)  
 10 assists ..... was on 1/18/10 - Tory Jackson (15) vs. Syracuse (ND 71 - Syracuse 84)\*  
 10 blocks ..... never  
 10 steals ..... never

### An opposing player had ...

25+ points ..... was on 2/17/10 - Samardo Samuels (36), Louisville (2OT) (ND 89 - Louisville 91)  
 30+ points ..... was on 2/17/10 - Samardo Samuels (36), Louisville (2OT) (ND 89 - Louisville 91)  
 35+ points ..... was on 2/17/10 - Samardo Samuels (36), Louisville (2OT) (ND 89 - Louisville 91)  
 40+ points ..... never  
 15 rebounds ..... was on 1/2/10 - Stanley Robinson (16), Connecticut (ND 70 - Connecticut 82)  
 20 rebounds ..... was on 1/31/09 - DeJuan Blair (22), Pittsburgh (ND 80 - Pittsburgh 93)  
 a "double-double" ..... was on 3/3/10 - Gavin Edwards (10 pts., 11 rebs.), Connecticut (ND 58 - Connecticut 50)\*  
 a "triple-double" ..... was on 2/21/06 - Marcus Williams (18 pts, 10 rebs, 13 asts), Connecticut (ND 74 - Connecticut 75 - OT)  
 20 points and 10 rebounds ..... was on 1/2/10 - Stanley Robinson (22 pts., 16 rebs.), Connecticut (ND 70 - Connecticut 82)  
 20 points and 20 rebounds ..... was on 1/31/09 - DeJuan Blair (23 pts., 22 rebs.), Pittsburgh (ND 80 - Pittsburgh 93)  
 10 assists ..... was on 2/11/10 - Eugene Harvey (10), Seton Hall (ND 87 - Seton Hall 90)  
 10 blocks ..... was on 1/5/08 - Hasheem Thabeet (10), Connecticut (ND 73 - Connecticut 67)\*  
 10 steals ..... never

Note: Notre Dame began playing as a member of the BIG EAST Conference in 1995-96.

\* indicates Notre Dame home game; @ indicates Purcell Pavilion record; # indicates school record





# 0 Eric Atkins

Freshman • 6-2 • 173  
Columbia, Md. • Mount Saint Joseph

### Career Games With:

Double Figure Points.....	4
20-Plus Points.....	N/A
30-Plus Points.....	N/A
10-Plus Rebounds.....	N/A
10-Plus Assists.....	N/A
Double-Double.....	N/A

### QUICK HITS:

- Played 20 or more minutes in 13 of 15 games this season
- Registered first points in an Irish uniform against Georgia Southern, posting 9 points on 4-4 shooting, including 1-1 from three-point range
- Reached double figures for the first time with the Irish, recording 10 points against Liberty
- Posted a couple more firsts against Chicago State, notching his first start with the Irish while also becoming first freshman to reach double figures in two straight games since Luke Harangody in 2006-07
- Recorded first block of career against Maine
- Matched career high in points during championship game of Old Spice Classic, netting 12 points against the Wisconsin Badgers
- Registered first steal of career against Indiana State
- Pulled down then-career best 5 rebounds against Kentucky in 31 minutes of play
- Broke career high in rebounds against Gonzaga, bringing down 7 boards, while also matching career high in points with 12 in 34 minutes
- Scored first career points in BIG EAST play against Syracuse, hitting a three-pointer and also set a then-career high with two steals against the Orange
- Played most minutes of career (39) along with turning in his most steals (3) during his first BIG EAST start with the Irish against Connecticut

## Season and Career Bests

<b>Points</b>		<b>FG's</b>	
Season	12 (on three occasions)	Season	4 (on four occasions)
Career	12 (on three occasions)	Career	4 (on four occasions)
<b>Rebounds</b>		<b>3PT FG's</b>	
Season	7 (vs. Gonzaga 12/11/10)	Season	2 (on two occasions)
Career	7 (vs. Gonzaga 12/11/10)	Career	2 (on two occasions)
<b>Assists</b>		<b>FT's</b>	
Season	5 (on four occasions)	Season	5 (on two occasions)
Career	5 (on four occasions)	Career	5 (on two occasions)
<b>Steals</b>		<b>Minutes</b>	
Season	3 (vs. Connecticut 1/4/11)	Season	39 (vs. Connecticut 1/4/11)
Career	3 (vs. Connecticut 1/4/11)	Career	39 (vs. Connecticut 1/4/11)
<b>Blocks</b>			
Season	1 (vs. Maine 11/22/10)		
Career	1 (vs. Maine 11/22/10)		

## Game-By-Game Stats

	Start	FG-A	3P-A	FT-A	Reb	PF	TP	A	TO	BK	S	Min
Georgia Southern		4-4	1-1	0-0	3	1	9	3	2	0	0	22
Liberty		4-7	2-3	0-0	1	0	10	4	1	0	0	22
Chicago State	*	4-7	2-4	2-2	3	3	12	5	1	0	0	32
Maine		1-7	1-3	0-0	3	2	3	5	0	1	0	22
Georgia		3-6	1-2	2-2	4	1	9	1	1	0	0	38
California		1-2	0-1	2-4	0	2	4	2	1	0	0	26
Wisconsin		3-6	1-3	5-6	3	0	12	2	2	0	0	28
Indiana State		0-3	0-1	0-0	3	2	0	4	3	0	1	23
Kentucky		0-4	0-2	4-6	5	2	4	4	1	0	0	31
Gonzaga		3-9	1-4	5-10	7	2	12	3	0	0	1	34
Stony Brook		1-3	0-1	0-0	3	2	2	5	2	0	0	29
UMBC		4-8	1-3	0-0	5	0	9	4	0	0	1	22
Georgetown		0-2	0-1	0-0	1	4	0	2	1	0	0	19
Syracuse		1-5	1-3	0-0	1	2	3	2	2	0	2	16
Connecticut	*	2-6	1-2	2-5	1	2	7	5	0	0	3	39

St. John's												
Marquette												
St. John's												
Cincinnati												
Marquette												
Pittsburgh												
DePaul												
Rutgers												
Louisville												
USF												
West Virginia												
Providence												
Seton Hall												
Villanova												
Connecticut												

Opponent	GP-GS	Min.	FG-A	3PT-A	FT-A	Reb.	A	PF	B	S	Pts.
Cincinnati	0-0	0	0-0	0-0	0-0	0/0.0	0	0	0	0	0/0.0
Connecticut	1-1	39	2-6	1-2	2-5	1/1.0	5	2	0	3	7/7.0
DePaul	0-0	0	0-0	0-0	0-0	0/0.0	0	0	0	0	0/0.0
Georgetown	1-0	19	0-2	0-1	0-0	1/1.0	2	4	0	0	0/0.0
Louisville	0-0	0	0-0	0-0	0-0	0/0.0	0	0	0	0	0/0.0
Marquette	0-0	0	0-0	0-0	0-0	0/0.0	0	0	0	0	0/0.0
Pittsburgh	0-0	0	0-0	0-0	0-0	0/0.0	0	0	0	0	0/0.0
Providence	0-0	0	0-0	0-0	0-0	0/0.0	0	0	0	0	0/0.0
Rutgers	0-0	0	0-0	0-0	0-0	0/0.0	0	0	0	0	0/0.0
St. John's	0-0	0	0-0	0-0	0-0	0/0.0	0	0	0	0	0/0.0
Seton Hall	0-0	0	0-0	0-0	0-0	0/0.0	0	0	0	0	0/0.0
USF	0-0	0	0-0	0-0	0-0	0/0.0	0	0	0	0	0/0.0
Syracuse	1-0	16	1-5	1-3	0-0	1/1.0	2	2	0	2	3/3.0
Villanova	0-0	0	0-0	0-0	0-0	0/0.0	0	0	0	0	0/0.0
West Virginia	0-0	0	0-0	0-0	0-0	0/0.0	0	0	0	0	0/0.0


## Career Statistics

Season	GP-GS	Min	Avg	FG-A	Pct	3FG-A	Pct	FT-A	Pct	O-D-TOT	Avg	PF-FO	Ast	TO	Blk	Stl	Pts	Avg
2010-11	15-2	403	26.9	31-79	.392	12-34	.353	22-35	.629	10-33-43	2.9	25-0	51	17	1	8	96	6.4
<b>TOTAL</b>	<b>15-2</b>	<b>403</b>	<b>26.9</b>	<b>31-79</b>	<b>.392</b>	<b>12-34</b>	<b>.353</b>	<b>22-35</b>	<b>.629</b>	<b>10-33-43</b>	<b>2.9</b>	<b>25-0</b>	<b>51</b>	<b>17</b>	<b>1</b>	<b>8</b>	<b>96</b>	<b>6.4</b>

## Career BIG EAST Statistics

Season	GP-GS	Min	Avg	FG-A	Pct	3FG-A	Pct	FT-A	Pct	O-D-TOT	Avg	PF-FO	Ast	TO	Blk	Stl	Pts	Avg
2010-11	3-1	74	24.7	3-13	.231	2-6	.333	2-5	.400	1-2-3	1.0	8-0	9	3	0	5	10	3.3
<b>TOTAL</b>	<b>3-1</b>	<b>74</b>	<b>24.7</b>	<b>3-13</b>	<b>.231</b>	<b>2-6</b>	<b>.333</b>	<b>2-5</b>	<b>.400</b>	<b>1-2-3</b>	<b>1.0</b>	<b>8-0</b>	<b>9</b>	<b>3</b>	<b>0</b>	<b>5</b>	<b>10</b>	<b>3.3</b>





# 1 Tyrone Nash

Senior • 6-8 • 232

Queens, N.Y. • Lawrence Woodmere Academy & Northfield Mt. Hermon

### Career Games With:

Double Figure Points .....	22
20-Plus Points .....	N/A
30-Plus Points .....	N/A
10-Plus Rebounds .....	6
10-Plus Assists .....	N/A
Double-Double .....	4

### QUICK HITS:

- Has started in 51 contests over career for the Irish, including a string of 50 consecutive games, both leading the current roster
- Reached double-figures in eight contests on the season
- Played 30+ minutes in five contests on the year
- Set a career high in free throws, knocking down 12 against Liberty (on 15 attempts), also tying his then-career high in points with 16 against the Flames
- Posted first double-double of season against Chicago State, going for 11 points and 10 rebounds and set career high for assists with 7
- Matched career high in rebounds, pulling down 11 against Maine, en route to second straight double double (13 points, 11 rebounds)
- Set career high in points with 18 against the Georgia Bulldogs in opening round of Old Spice Classic, playing a season-best 37 minutes
- Recorded third double-double of season in BIG EAST opener against Georgetown with 15 points and 10 rebounds
- Stuffed three shots against Connecticut to tie a career high

## Season and Career Bests

<b>Points</b>	Season 18 (vs. Georgia 11/25/10)	<b>FG's</b>	Season 5 (on three occasions)
Career 18 (vs. Georgia 11/25/10)	Career 6 (vs. Loyola Marymount 12/12/09)	<b>3PT FG's</b>	Season --
<b>Rebounds</b>	Season 11 (vs. Maine 11/22/10)	Career --	<b>FT's</b>
Career 11 (on two occasions)	<b>Assists</b>	Season 12 (vs. Liberty 11/14/10)	Career 12 (vs. Liberty 11/14/10)
<b>Assists</b>	Season 7 (vs. Chicago State 11/17/10)	<b>Minutes</b>	Season 37 (vs. Georgia 11/25/10)
Career 7 (vs. Chicago State 11/17/10)	<b>Steals</b>	Career 38 (vs. St. John's 2/14/10)	
<b>Steals</b>	Season 1 (on four occasions)		
Career 3 (on three occasions)	<b>Blocks</b>		
<b>Blocks</b>	Season 3 (vs. Connecticut 1/4/11)		
Career 3 (on two occasions)			

## Game-By-Game Stats

	Start	FG-A	3P-A	FT-A	Reb	PF	TP	A	TO	BK	S	Min
Georgia Southern	*	2-3	0-0	3-4	2	2	7	1	1	0	1	22
Liberty	*	2-4	0-0	12-15	9	0	16	1	1	0	0	28
Chicago State	*	4-6	0-0	3-4	10	2	11	7	1	0	0	26
Maine	*	1-4	0-0	11-12	11	2	13	5	1	0	0	29
Georgia	*	5-11	0-0	8-12	6	1	18	2	1	1	1	37
California	*	4-11	0-0	3-6	5	4	11	3	4	1	1	33
Wisconsin	*	2-9	0-0	4-7	6	1	8	3	2	0	0	26
Indiana State	*	5-7	0-0	6-9	7	1	16	4	2	1	1	35
Kentucky	*	3-7	0-0	2-4	2	2	8	1	4	0	1	25
Gonzaga	*	1-2	0-0	1-1	1	4	3	5	1	0	1	24
Stony Brook	*	1-4	0-0	2-2	6	2	4	2	2	2	0	26
UMBC	*	1-3	0-0	5-6	7	1	7	1	0	0	0	22
Georgetown	*	5-11	0-0	5-6	10	2	15	3	2	1	0	33
Syracuse	*	2-4	0-0	1-2	6	1	5	1	1	1	0	36
Connecticut	*	3-8	0-0	5-6	7	4	11	3	1	3	0	26
St. John's												
Marquette												
St. John's												
Cincinnati												
Marquette												
Pittsburgh												
DePaul												
Rutgers												
Louisville												
USF												
West Virginia												
Providence												
Seton Hall												
Villanova												
Connecticut												

### Career Stats vs. BIG EAST

Opponent	GP-GS	Min.	FG-A	3PT-A	FT-A	Reb.	A	PF	B	S	Pts.
Cincinnati	2-2	39	1-2	0-0	2-5	6/3.0	2	9	0	1	4/2.0
Connecticut	5-3	103	16-36	0-0	7-14	29/5.8	8	10	3	3	39/7.8
DePaul	2-1	34	4-6	0-0	5-7	10/5.0	2	2	0	0	13/6.5
Georgetown	4-2	66	7-14	0-0	9-11	16/4.0	6	4	2	0	23/5.8
Louisville	2-1	42	2-6	0-0	0-2	10/5.0	4	6	1	1	4/2.0
Marquette	3-1	48	4-6	0-0	7-10	11/5.5	3	6	0	2	15/7.5
Pittsburgh	3-1	81	6-11	0-0	9-14	14/4.7	9	4	2	4	21/7.0
Providence	2-1	38	8-13	0-0	0-0	10/5.0	0	6	1	1	16/8.0
Rutgers	2-1	34	6-8	0-0	1-4	3/1.5	2	5	0	3	13/4.3
St. John's	3-1	65	5-10	0-0	6-9	8/2.7	7	5	2	3	16/5.3
Seton Hall	3-2	66	8-14	0-1	6-12	13/4.3	2	6	0	1	22/7.3
USF	4-2	66	7-16	0-0	10-12	18/4.5	3	9	3	2	24/6.0
Syracuse	4-2	57	2-7	0-0	2-4	8/2.0	1	5	1	1	6/1.5
Villanova	2-2	48	5-8	0-0	6-13	17/8.5	3	8	0	1	16/8.0
West Virginia	4-2	86	7-11	0-0	5-11	18/4.5	4	11	1	0	19/4.8


## Career Statistics

Season	GP-GS	Min	Avg	FG-A	Pct	3FG-A	Pct	FT-A	Pct	O-D-TOT	Avg	PF-FO	Ast	TO	Blk	Stl	Pts	Avg
2007-08	15-0	59	3.9	6-13	.462	0-1	.000	3-11	.273	8-12-20	1.3	6-0	5	3	1	2	15	1.0
2008-09	34-1	384	11.3	37-73	.507	0-0	.000	27-50	.540	51-70-121	3.6	52-2	23	13	6	15	101	3.0
2009-10	35-35	923	26.4	96-177	.542	0-0	.000	80-133	.602	79-104-183	5.2	101-3	59	48	16	24	272	7.8
2010-11	15-15	428	28.5	41-94	.436	0-0	.000	71-96	.740	39-56-95	6.3	29-0	42	24	10	6	153	10.2
<b>TOTAL</b>	<b>99-51</b>	<b>1794</b>	<b>18.1</b>	<b>180-357</b>	<b>.504</b>	<b>0-1</b>	<b>.000</b>	<b>181-290</b>	<b>.624</b>	<b>177-242-419</b>	<b>4.2</b>	<b>188-5</b>	<b>129</b>	<b>88</b>	<b>33</b>	<b>47</b>	<b>541</b>	<b>5.5</b>

## Career BIG EAST Statistics

Season	GP-GS	Min	Avg	FG-A	Pct	3FG-A	Pct	FT-A	Pct	O-D-TOT	Avg	PF-FO	Ast	TO	Blk	Stl	Pts	Avg
2007-08	6-0	9	1.5	1-2	.500	0-1	.000	2-4	.500	1-1-2	0.3	0-0	0	0	0	0	4	0.7
2008-09	16-1	148	9.3	17-30	.567	0-0	.000	5-18	.278	21-26-47	2.9	25-1	7	2	2	6	39	2.4
2009-10	18-18	508	28.2	52-100	.520	0-0	.000	52-77	.675	45-55-100	5.6	59-3	33	21	8	14	156	8.7
2010-11	3-3	95	31.7	10-23	.435	0-0	.000	11-14	.786	12-11-23	7.7	7-0	7	4	5	0	31	10.3
<b>TOTAL</b>	<b>43-22</b>	<b>760</b>	<b>17.7</b>	<b>80-155</b>	<b>.516</b>	<b>0-1</b>	<b>.000</b>	<b>70-113</b>	<b>.619</b>	<b>79-93-172</b>	<b>4.0</b>	<b>91-4</b>	<b>47</b>	<b>27</b>	<b>15</b>	<b>20</b>	<b>230</b>	<b>5.3</b>





# 5 Tom Kopko | Senior • 6-2 • 187 Chicago, Ill. • St. Laurence

### Career Games With:

Double Figure Points.....	N/A
20-Plus Points.....	N/A
30-Plus Points.....	N/A
10-Plus Rebounds.....	N/A
10-Plus Assists.....	N/A
Double-Double.....	N/A

### QUICK HITS:

- Played in six contests on the season (Georgia Southern, Liberty, Chicago State, Maine, Stony Brook, UMBC)
- Matched most career minutes against Chicago State, playing 5 minutes
- Posted first points of the season against Maine, connecting on a three pointer
- Recorded first assist of season against Stony Brook, matching career high
- Made it back-to-back games with an assist against UMBC

## Season and Career Bests

<b>Points</b>	3 (vs. Maine 11/22/10)	<b>FG's</b>	1 (vs. Maine 11/22/10)
Season	5 (vs. Northern Illinois 12/8/07)	Career	2 (vs. Northern Illinois 12/8/07)
<b>Rebounds</b>	1 (on two occasions)	<b>3PT FG's</b>	1 (vs. Maine 11/22/10)
Season	2 (vs. Monmouth 11/16/07)	Career	1 (on three occasions)
<b>Assists</b>	1 (on two occasions)	<b>FT's</b>	--
Season	1 (on four occasions)	Career	1 (vs. Savannah State 12/22/08)
<b>Steals</b>	--	<b>Minutes</b>	5 (vs. Chicago State 11/17/10)
Season	1 (vs. USC Upstate 11/16/08)	Career	5 (on two occasions)
<b>Blocks</b>	--		
Season	--		
Career	--		

## Game-By-Game Stats

	Start	FG-A	3P-A	FT-A	Reb	PF	TP	A	TO	BK	S	Min
Georgia Southern	0-2	0-1	0-0	0-0	1	0	0	0	0	0	0	3
Liberty	0-0	0-0	0-0	0-0	0	0	0	0	0	0	0	1
Chicago State	0-2	0-1	0-0	0-0	1	0	0	0	0	0	0	5
Maine	1-1	1-1	0-0	0-0	0	0	3	0	0	0	0	3
Georgia												DNP
California												DNP
Wisconsin												DNP
Indiana State												DNP
Kentucky												DNP
Gonzaga												DNP
Stony Brook		0-0	0-0	0-0	0	0	0	1	0	0	0	2
UMBC		0-1	0-1	0-0	0	0	0	1	0	0	0	3
Georgetown												DNP
Syracuse												DNP
Connecticut												DNP
St. John's												
Marquette												
St. John's												
Cincinnati												
Marquette												
Pittsburgh												
DePaul												
Rutgers												
Louisville												
USF												
West Virginia												
Providence												
Seton Hall												
Villanova												
Connecticut												

### Career Stats vs. BIG EAST

Opponent	GP-GS	Min.	FG-A	3PT-A	FT-A	Reb.	A	PF	B	S	Pts.
Cincinnati	0-0	0	0-0	0-0	0-0	0/0.0	0	0	0	0	0/0.0
Connecticut	0-0	0	0-0	0-0	0-0	0/0.0	0	0	0	0	0/0.0
DePaul	0-0	0	0-0	0-0	0-0	0/0.0	0	0	0	0	0/0.0
Georgetown	0-0	0	0-0	0-0	0-0	0/0.0	0	0	0	0	0/0.0
Louisville	0-0	0	0-0	0-0	0-0	0/0.0	0	0	0	0	0/0.0
Marquette	0-0	0	0-0	0-0	0-0	0/0.0	0	0	0	0	0/0.0
Pittsburgh	0-0	0	0-0	0-0	0-0	0/0.0	0	0	0	0	0/0.0
Providence	0-0	0	0-0	0-0	0-0	0/0.0	0	0	0	0	0/0.0
Rutgers	0-0	0	0-0	0-0	0-0	0/0.0	0	0	0	0	0/0.0
St. John's	0-0	0	0-0	0-0	0-0	0/0.0	0	0	0	0	0/0.0
Seton Hall	1-0	1	0-0	0-0	0-0	0/0.0	0	0	0	0	0/0.0
South Florida	0-0	0	0-0	0-0	0-0	0/0.0	0	0	0	0	0/0.0
Syracuse	0-0	0	0-0	0-0	0-0	0/0.0	0	0	0	0	0/0.0
Villanova	0-0	0	0-0	0-0	0-0	0/0.0	0	0	0	0	0/0.0
West Virginia	0-0	0	0-0	0-0	0-0	0/0.0	0	0	0	0	0/0.0

## Career Statistics

Season	GP-GS	Min	Avg	FG-A	Pct	3FG-A	Pct	FT-A	Pct	O-D-TOT	Avg	PF-FO	Ast	TO	Blk	Stl	Pts	Avg
2007-08	5-0	11	2.2	2-4	.500	1-3	.333	0-1	.000	1-1-2	0.4	1-0	0	0	0	0	5	1.0
2008-09	6-0	12	2.0	3-7	.429	0-3	.000	1-2	.500	0-0-0	0.0	0-0	3	1	0	2	7	1.2
2009-10	8-0	13	1.6	3-6	.500	2-4	.500	0-0	.000	0-0-0	0.0	2-0	0	1	0	0	8	1.0
2010-11	6-0	17	2.8	1-6	.167	1-4	.250	0-0	.000	2-0-2	0.3	0-0	2	0	0	0	3	0.5
<b>TOTAL</b>	<b>25-0</b>	<b>53</b>	<b>2.1</b>	<b>9-23</b>	<b>.391</b>	<b>4-14</b>	<b>.286</b>	<b>1-3</b>	<b>.333</b>	<b>3-1-4</b>	<b>0.2</b>	<b>3-0</b>	<b>5</b>	<b>2</b>	<b>0</b>	<b>2</b>	<b>23</b>	<b>0.9</b>

## Career BIG EAST Statistics

Season	GP-GS	Min	Avg	FG-A	Pct	3FG-A	Pct	FT-A	Pct	O-D-TOT	Avg	PF-FO	Ast	TO	Blk	Stl	Pts	Avg
2007-08	1-0	0	0.0	0-0	.000	0-0	.000	0-0	.000	0-0-0	0.0	0-0	0	0	0	0	0	0.0
2008-09																		
2009-10																		
2010-11																		
<b>TOTAL</b>	<b>1-0</b>	<b>0</b>	<b>0.0</b>	<b>0-0</b>	<b>.000</b>	<b>0-0</b>	<b>.000</b>	<b>0-0</b>	<b>.000</b>	<b>0-0-0</b>	<b>0.0</b>	<b>0-0</b>	<b>0</b>	<b>0</b>	<b>0</b>	<b>0</b>	<b>0</b>	<b>0.0</b>





# 12 Alex Dragicevich | Freshman • 6-8 • 215 Northbrook, Ill. • Glenbrook North

### Career Games With:

Double Figure Points.....	N/A
20-Plus Points.....	N/A
30-Plus Points.....	N/A
10-Plus Rebounds.....	N/A
10-Plus Assists.....	N/A
Double-Double.....	N/A

### QUICK HITS:

- Played in six games on the season
- Scored first points with the Irish against Georgia Southern, recording 9 points on 2-5 shooting, including a perfect 4-4 from the free throw line
- Also grabbed first rebounds of career against Georgia Southern, pulling down 3 boards in the contest
- Dished out first assist of Irish career against UMBC in a personal-best 11 minutes of play

## Season and Career Bests

<b>Points</b>		<b>FG's</b>	
Season	9 (vs. Georgia Southern 11/12/10)	Season	2 (vs. Georgia Southern 11/12/10)
Career	9 (vs. Georgia Southern 11/12/10)	Career	2 (vs. Georgia Southern 11/12/10)
<b>Rebounds</b>		<b>3PT FG's</b>	
Season	3 (vs. Georgia Southern 11/12/10)	Season	1 (vs. Georgia Southern 11/12/10)
Career	3 (vs. Georgia Southern 11/12/10)	Career	1 (vs. Georgia Southern 11/12/10)
<b>Assists</b>		<b>FT's</b>	
Season	1 (vs. UMBC 12/22/10)	Season	4 (vs. Georgia Southern 11/12/10)
Career	1 (vs. UMBC 12/22/10)	Career	4 (vs. Georgia Southern 11/12/10)
<b>Steals</b>		<b>Minutes</b>	
Season	--	Season	11 (vs. UMBC 12/22/10)
Career	--	Career	11 (vs. UMBC 12/22/10)
<b>Blocks</b>			
Season	--		
Career	--		

## Game-By-Game Stats

	Start	FG-A	3P-A	FT-A	Reb	PF	TP	A	TO	BK	S	Min
Georgia Southern		2-5	1-2	4-4	3	1	9	0	0	0	0	10
Liberty		0-0	0-0	0-0	0	0	0	0	0	0	0	1
Chicago State		1-2	0-0	2-2	1	0	4	0	0	0	0	7
Maine		0-0	0-0	0-0	1	0	0	0	0	0	0	4
Georgia												DNP
California												DNP
Wisconsin												DNP
Indiana State												DNP
Kentucky												DNP
Gonzaga												DNP
Stony Brook		0-0	0-0	0-0	0	0	0	0	0	0	0	4
UMBC		0-3	0-2	1-2	2	0	1	1	0	0	0	11
Georgetown												DNP
Syracuse												DNP
Connecticut												DNP
St. John's												
Marquette												
St. John's												
Cincinnati												
Marquette												
Pittsburgh												
DePaul												
Rutgers												
Louisville												
USF												
West Virginia												
Providence												
Seton Hall												
Villanova												
Connecticut												

### Career Stats vs. BIG EAST

Opponent	GP-GS	Min.	FG-A	3PT-A	FT-A	Reb.	A	PF	B	S	Pts.
Cincinnati	0-0	0	0-0	0-0	0-0	0/0.0	0	0	0	0	0/0.0
Connecticut	0-0	0	0-0	0-0	0-0	0/0.0	0	0	0	0	0/0.0
DePaul	0-0	0	0-0	0-0	0-0	0/0.0	0	0	0	0	0/0.0
Georgetown	0-0	0	0-0	0-0	0-0	0/0.0	0	0	0	0	0/0.0
Louisville	0-0	0	0-0	0-0	0-0	0/0.0	0	0	0	0	0/0.0
Marquette	0-0	0	0-0	0-0	0-0	0/0.0	0	0	0	0	0/0.0
Pittsburgh	0-0	0	0-0	0-0	0-0	0/0.0	0	0	0	0	0/0.0
Providence	0-0	0	0-0	0-0	0-0	0/0.0	0	0	0	0	0/0.0
Rutgers	0-0	0	0-0	0-0	0-0	0/0.0	0	0	0	0	0/0.0
St. John's	0-0	0	0-0	0-0	0-0	0/0.0	0	0	0	0	0/0.0
Seton Hall	0-0	0	0-0	0-0	0-0	0/0.0	0	0	0	0	0/0.0
USF	0-0	0	0-0	0-0	0-0	0/0.0	0	0	0	0	0/0.0
Syracuse	0-0	0	0-0	0-0	0-0	0/0.0	0	0	0	0	0/0.0
Villanova	0-0	0	0-0	0-0	0-0	0/0.0	0	0	0	0	0/0.0
West Virginia	0-0	0	0-0	0-0	0-0	0/0.0	0	0	0	0	0/0.0

## Career Statistics

Season	GP-GS	Min	Avg	FG-A	Pct	3FG-A	Pct	FT-A	Pct	O-D-TOT	Avg	PF-FO	Ast	TO	Blk	Stl	Pts	Avg
2010-11	6-0	37	6.2	3-10	.300	1-4	.250	7-8	.875	3-4-7	1.2	1-0	1	0	0	0	14	2.3
<b>TOTAL</b>	<b>6-0</b>	<b>37</b>	<b>6.2</b>	<b>3-10</b>	<b>.300</b>	<b>1-4</b>	<b>.250</b>	<b>7-8</b>	<b>.875</b>	<b>3-4-7</b>	<b>1.2</b>	<b>1-0</b>	<b>1</b>	<b>0</b>	<b>0</b>	<b>0</b>	<b>14</b>	<b>2.3</b>

## Career BIG EAST Statistics

Season	GP-GS	Min	Avg	FG-A	Pct	3FG-A	Pct	FT-A	Pct	O-D-TOT	Avg	PF-FO	Ast	TO	Blk	Stl	Pts	Avg
2010-11																		
<b>TOTAL</b>																		







# 14 Scott Martin | Senior • 6-8 • 219 Valparaiso, Ind. • Valparaiso

### Career Games With:

Double Figure Points .....	20 (7 with ND)
20-Plus Points .....	N/A
30-Plus Points .....	N/A
10-Plus Rebounds .....	N/A
10-Plus Assists .....	N/A
Double-Double .....	N/A

### QUICK HITS:

- Took to the court for first time since '07-08 season against Georgia Southern, scoring 7 points along with 5 rebounds in 22 minutes of play
- Missed contest against Chicago State due to back spasms
- Returned to starting lineup against Maine, recording first game in double figures with the Irish after scoring 15 points
- Reached double figures for second time on season, scoring 11 points against California in Old Spice Classic second round matchup
- Connected on career-high seven field goals (7-12) against Indiana State en route to a 15-point performance
- Played most minutes of career against Gonzaga, logging 35 minutes of action
- Competed in first BIG EAST game with Irish against Georgetown, scoring 11 points in 30 minutes of play
- Dished out a career best 6 assists against Syracuse in the the first road test of the BIG EAST schedule for the Irish

## Season and Career Bests

<b>Points</b>	15 (on three occasions) 17 (vs. Missouri St. 12/23/07)	<b>FG's</b>	7 (vs. Indiana State 11/30/10) 7 (vs. Indiana State 11/30/10)
<b>Rebounds</b>	7 (on two occasions) 9 (vs. Northwestern 3/1/08)	<b>3PT FG's</b>	3 (vs. UMBC 12/22/10) 3 (vs. UMBC 12/22/10)
<b>Assists</b>	6 (vs. Syracuse 1/1/11) 6 (vs. Syracuse 1/1/11)	<b>FT's</b>	7 (vs. California 11/26/10) 8 (vs. Florida International 12/29/07)
<b>Steals</b>	2 (vs. Stony Brook 12/19/10) 4 (vs. Clemson 11/27/07)	<b>Minutes</b>	35 (vs. Gonzaga 12/11/10) 35 (vs. Gonzaga 12/11/10)
<b>Blocks</b>	1 (on four occasions) 3 (on two occasions)		

## Game-By-Game Stats

	Start	FG-A	3P-A	FT-A	Reb	PF	TP	A	TO	BK	S	Min
Georgia Southern	*	2-7	0-3	3-3	5	4	7	2	2	0	0	22
Liberty	*	2-9	1-5	1-4	3	0	6	3	2	1	1	29
Chicago State		DNP - Injured										
Maine	*	6-8	2-3	1-2	5	2	15	3	2	0	0	28
Georgia	*	2-3	0-1	2-4	2	1	6	0	2	0	0	26
California	*	2-8	0-3	7-8	6	1	11	1	0	1	0	26
Wisconsin	*	1-4	0-0	4-5	7	0	6	1	0	0	0	27
Indiana State	*	7-12	1-4	0-1	5	2	15	2	1	0	0	29
Kentucky	*	3-8	1-4	0-0	5	4	7	1	0	0	0	27
Gonzaga	*	3-6	2-3	1-2	3	4	9	2	3	0	0	35
Stony Brook	*	4-6	1-1	0-0	6	1	9	3	0	0	2	21
UMBC	*	6-10	3-5	0-0	3	1	15	0	1	0	0	21
Georgetown	*	5-9	1-1	0-4	3	1	11	1	1	0	1	30
Syracuse	*	3-9	0-2	4-4	7	2	10	6	5	1	1	34
Connecticut	*	4-12	2-6	3-4	3	4	13	2	2	1	0	31
St. John's												
Marquette												
St. John's												
Cincinnati												
Marquette												
Pittsburgh												
DePaul												
Rutgers												
Louisville												
USF												
West Virginia												
Providence												
Seton Hall												
Villanova												
Connecticut												

### Career Stats vs. BIG EAST

Opponent	GP-GS	Min.	FG-A	3PT-A	FT-A	Reb.	A	PF	B	S	Pts.
Cincinnati	0-0	0	0-0	0-0	0-0	0/0.0	0	0	0	0	0/0.0
Connecticut	1-1	31	4-12	2-6	3-4	3/3.0	2	4	1	0	13/13.0
DePaul	0-0	0	0-0	0-0	0-0	0/0.0	0	0	0	0	0/0.0
Georgetown	1-1	30	5-9	1-1	0-4	3/3.0	1	1	0	1	11/11.0
Louisville	1-1	22	3-6	0-1	5-8	3/3.0	0	4	0	1	11/11.0
Marquette	0-0	0	0-0	0-0	0-0	0/0.0	0	0	0	0	0/0.0
Pittsburgh	0-0	0	0-0	0-0	0-0	0/0.0	0	0	0	0	0/0.0
Providence	0-0	0	0-0	0-0	0-0	0/0.0	0	0	0	0	0/0.0
Rutgers	0-0	0	0-0	0-0	0-0	0/0.0	0	0	0	0	0/0.0
St. John's	0-0	0	0-0	0-0	0-0	0/0.0	0	0	0	0	0/0.0
Seton Hall	0-0	0	0-0	0-0	0-0	0/0.0	0	0	0	0	0/0.0
USF	0-0	0	0-0	0-0	0-0	0/0.0	0	0	0	0	0/0.0
Syracuse	1-1	34	3-9	0-2	4-4	7/7.0	6	2	1	1	10/10.0
Villanova	0-0	0	0-0	0-0	0-0	0/0.0	0	0	0	0	0/0.0
West Virginia	0-0	0	0-0	0-0	0-0	0/0.0	0	0	0	0	0/0.0

## Career Statistics

Season	GP-GS	Min	Avg	FG-A	Pct	3FG-A	Pct	FT-A	Pct	O-D-TOT	Avg	PF-FO	Ast	TO	Blk	Stl	Pts	Avg
2007-08	32-8	700	21.9	84-225	.373	26-83	.313	78-112	.696	42-79-121	3.8	78-3	44	48	21	31	272	8.5
2008-09																		
2009-10																		
2010-11	14-14	386	27.6	50-111	.450	14-41	.341	26-41	.634	15-48-63	4.5	27-0	27	21	4	5	140	10.0
<b>TOTAL</b>	<b>46-22</b>	<b>1086</b>	<b>23.6</b>	<b>134-336</b>	<b>.399</b>	<b>40-124</b>	<b>.323</b>	<b>104-153</b>	<b>.680</b>	<b>57-127-184</b>	<b>4.0</b>	<b>105-3</b>	<b>71</b>	<b>69</b>	<b>25</b>	<b>36</b>	<b>412</b>	<b>9.0</b>

## Career BIG EAST Statistics

Season	GP-GS	Min	Avg	FG-A	Pct	3FG-A	Pct	FT-A	Pct	O-D-TOT	Avg	PF-FO	Ast	TO	Blk	Stl	Pts	Avg
2008-09																		
2009-10																		
2010-11	3-3	95	31.7	12-30	.400	3-9	.333	7-12	.583	2-11-13	4.3	7-0	9	8	2	2	34	11.3
<b>TOTAL</b>	<b>3-3</b>	<b>95</b>	<b>31.7</b>	<b>12-30</b>	<b>.400</b>	<b>3-9</b>	<b>.333</b>	<b>7-12</b>	<b>.583</b>	<b>2-11-13</b>	<b>4.3</b>	<b>7-0</b>	<b>9</b>	<b>8</b>	<b>2</b>	<b>2</b>	<b>34</b>	<b>11.3</b>





# 21 Tim Abromaitis | Graduate Student • 6-8 • 235 Unionville, Conn. • Farmington

### Career Games With:

Double Figure Points.....	41
20-Plus Points.....	16
30-Plus Points.....	2
10-Plus Rebounds.....	4
10-Plus Assists.....	N/A
Double-Double.....	3

### QUICK HITS:

- Has started 41 of the last 42 contests for the Irish
- Reached double-figure points 13 times this season
- Eclipsed 20 points in a game seven times this season
- Posted 30+ minutes of action in 12 games this season
- Posted first double-double of the season against Chicago State, notching 21 points along with 10 rebounds
- Set career high in assists against Chicago State, dishing out 7 assists
- Had best scoring game of young season, posting 26 points (8-9 FG's, 4-5 3FG's) against Maine
- Named Old Spice Classic tournament MVP along with All-Tournament team member, averaging 14.0 PPG, including a 25-point outburst against Georgia in a career best 46 minutes of play
- Recorded a career best in rebounds, pulling down 11 boards against California in second round of Old Spice Classic
- Selected to the BIG EAST Weekly Honor Roll (Nov. 29 and Dec. 27)
- Posted third double-double of career and second of the season with his 21-point, 11-rebound performance against UMBC
- Tied career-best with five three pointers (5-7) in BIG EAST opener against Georgetown, finishing with a team-best 20 points

## Season and Career Bests

<b>Points</b>	Season 26 (vs. Maine 11/22/10) Career 31 (vs. UCF 12/6/09)	<b>FG's</b>	Season 8 (vs. Maine 11/22/10) Career 11 (vs. Louisville 2/17/10)
<b>Rebounds</b>	Season 11 (on two occasions) Career 11 (on two occasions)	<b>3PT FG's</b>	Season 5 (vs. Georgetown 12/29/10) Career 5 (on four occasions)
<b>Assists</b>	Season 7 (vs. Chicago State 11/17/10) Career 7 (vs. Chicago State 11/17/10)	<b>FT's</b>	Season 9 (vs. Georgia 11/25/10) Career 12 (vs. Seton Hall 2/11/10)
<b>Steals</b>	Season 2 (on three occasions) Career 2 (on five occasions)	<b>Minutes</b>	Season 46 (vs. Georgia 11/25/10) Career 46 (vs. Georgia 11/25/10)
<b>Blocks</b>	Season 2 (on two occasions) Career 2 (on three occasions)		

## Game-By-Game Stats

	Start	FG-A	3P-A	FT-A	Reb	PF	TP	A	TO	BK	S	Min
Georgia Southern	*	2-13	1-7	5-6	5	1	10	3	1	0	0	22
Liberty	*	4-12	2-9	3-4	7	2	13	0	2	1	2	34
Chicago State	*	6-15	1-8	8-9	10	0	21	7	0	1	1	30
Maine	*	8-9	4-5	6-6	3	2	26	3	0	0	1	27
Georgia	*	6-11	4-5	9-12	6	4	25	0	2	0	1	46
California	*	2-10	0-4	3-5	11	1	7	2	1	2	0	37
Wisconsin	*	3-11	0-2	4-4	9	2	10	0	2	0	0	36
Indiana State	*	4-11	3-7	2-2	4	3	13	3	1	0	1	33
Kentucky	*	1-7	0-4	2-2	8	1	4	2	1	1	0	31
Gonzaga	*	7-13	4-6	3-3	8	1	21	4	1	0	0	39
Stony Brook	*	8-13	2-5	4-5	8	0	22	3	2	2	1	31
UMBC	*	7-12	3-7	4-5	11	0	21	2	3	2	2	26
Georgetown	*	6-12	5-7	3-3	4	1	20	1	3	0	1	39
Syracuse	*	6-15	3-6	0-1	7	3	15	2	4	0	1	38
Connecticut	*	6-9	3-5	4-10	7	2	19	1	3	1	2	39
St. John's												
Marquette												
St. John's												
Cincinnati												
Marquette												
Pittsburgh												
DePaul												
Rutgers												
Louisville												
USF												
West Virginia												
Providence												
Seton Hall												
Villanova												
Connecticut												

### Career Stats vs. BIG EAST

Opponent	GP-GS	Min.	FG-A	3PT-A	FT-A	Reb.	A	PF	B	S	Pts.
Cincinnati	2-2	66	11-20	4-5	12-15	11/5.5	4	6	1	3	38/19.0
Connecticut	3-2	109	13-30	5-14	6-12	15/5.0	3	6	1	4	37/12.3
DePaul	1-1	33	9-16	5-9	7-8	6/6.0	3	0	0	1	30/30.0
Georgetown	3-2	75	13-31	6-16	9-9	8/2.7	4	3	2	2	41/13.7
Louisville	1-1	45	11-18	2-4	5-6	5/5.0	0	4	1	0	29/29.0
Marquette	2-1	44	6-18	1-9	7-8	9/4.5	4	0	0	0	20/10.0
Pittsburgh	2-2	73	7-15	3-6	7-8	7/3.5	1	2	2	0	24/12.0
Providence	1-1	30	8-14	5-8	1-2	7/7.0	1	2	0	0	22/22.0
Rutgers	1-1	39	6-13	3-7	2-2	10/10.0	2	4	0	0	17/17.0
St. John's	1-1	39	7-11	4-6	6-8	6/6.0	1	1	0	1	24/24.0
Seton Hall	3-2	66	5-13	3-7	14-14	14/4.7	2	5	0	0	27/9.0
USF	2-2	63	7-16	3-8	1-1	8/4.0	5	3	0	1	18/9.0
Syracuse	2-2	76	16-32	8-17	1-3	9/4.5	5	7	1	1	41/20.5
Villanova	1-1	37	3-13	2-8	8-10	5/5.0	2	3	0	0	16/16.0
West Virginia	2-2	64	6-14	3-7	9-11	11/5.5	2	6	0	2	24/12.0

### Career Statistics

Season	GP-GS	Min	Avg	FG-A	Pct	3FG-A	Pct	FT-A	Pct	O-D-TOT	Avg	PF-FO	Ast	TO	Blk	Stl	Pts	Avg
2007-08	12-0	40	3.3	6-21	.286	1-8	.125	7-7	1.000	5-7-12	1.0	5-0	3	4	1	1	20	1.7
2008-09										Did Not Play								
2009-10	35-26	1104	31.5	183-370	.495	81-189	.429	117-134	.873	43-123-166	4.7	76-1	52	42	11	17	564	16.1
2010-11	15-15	508	33.9	76-173	.439	35-87	.402	60-77	.779	23-85-108	7.2	23-0	33	26	10	13	247	16.5
<b>TOTAL</b>	<b>62-41</b>	<b>1652</b>	<b>26.6</b>	<b>265-564</b>	<b>.470</b>	<b>117-284</b>	<b>.412</b>	<b>184-218</b>	<b>.844</b>	<b>71-215-286</b>	<b>4.6</b>	<b>104-1</b>	<b>88</b>	<b>72</b>	<b>22</b>	<b>31</b>	<b>831</b>	<b>13.4</b>

### Career BIG EAST Statistics

Season	GP-GS	Min	Avg	FG-A	Pct	3FG-A	Pct	FT-A	Pct	O-D-TOT	Avg	PF-FO	Ast	TO	Blk	Stl	Pts	Avg
2007-08	3-0	5	1.7	1-2	.500	0-1	.000	2-2	1.000	0-0-0	0.0	1-0	1	1	0	0	4	1.3
2008-09										Did Not Play								
2009-10	18-17	647	35.9	102-217	.470	45-109	.413	78-90	.867	28-74-102	5.7	37-1	34	25	6	9	327	18.2
2010-11	3-3	116	38.7	18-36	.500	11-18	.611	7-14	.500	5-13-18	6.0	6-0	4	10	1	4	54	18.0
<b>TOTAL</b>	<b>24-20</b>	<b>768</b>	<b>32.0</b>	<b>121-255</b>	<b>.475</b>	<b>56-128</b>	<b>.438</b>	<b>87-106</b>	<b>.821</b>	<b>33-87-120</b>	<b>5.0</b>	<b>44-1</b>	<b>39</b>	<b>36</b>	<b>7</b>	<b>13</b>	<b>385</b>	<b>16.0</b>





# 22 Jerian Grant | Freshman • 6-5 • 185 Bowie, Md. • DeMatha

### Career Games With:

Double Figure Points.....	N/A
20-Plus Points.....	N/A
30-Plus Points.....	N/A
10-Plus Rebounds.....	N/A
10-Plus Assists.....	N/A
Double-Double.....	N/A

### QUICK HITS:

- Has not played during the 2010-11 season
- Missed first four game of the season while recovering from injury

## Season and Career Bests

<b>Points</b>		<b>FG's</b>	
Season	--	Season	--
Career	--	Career	--
<b>Rebounds</b>		<b>3PT FG's</b>	
Season	--	Season	--
Career	--	Career	--
<b>Assists</b>		<b>FT's</b>	
Season	--	Season	--
Career	--	Career	--
<b>Steals</b>		<b>Minutes</b>	
Season	--	Season	--
Career	--	Career	--
<b>Blocks</b>			
Season	--		
Career	--		

## Game-By-Game Stats

	Start	FG-A	3P-A	FT-A	Reb	PF	TP	A	TO	BK	S	Min
Georgia Southern												DNP - Injured
Liberty												DNP - Injured
Chicago State												DNP - Injured
Maine												DNP - Injured
Georgia												DNP
California												DNP
Wisconsin												DNP
Indiana State												DNP
Kentucky												DNP
Gonzaga												DNP
Stony Brook												DNP
UMBC												DNP
Georgetown												DNP
Syracuse												DNP
Connecticut												
St. John's												
Marquette												
St. John's												
Cincinnati												
Marquette												
Pittsburgh												
DePaul												
Rutgers												
Louisville												
USF												
West Virginia												
Providence												
Seton Hall												
Villanova												
Connecticut												

### Career Stats vs. BIG EAST

Opponent	GP-GS	Min.	FG-A	3PT-A	FT-A	Reb.	A	PF	B	S	Pts.
Cincinnati	0-0	0	0-0	0-0	0-0	0/0.0	0	0	0	0	0/0.0
Connecticut	0-0	0	0-0	0-0	0-0	0/0.0	0	0	0	0	0/0.0
DePaul	0-0	0	0-0	0-0	0-0	0/0.0	0	0	0	0	0/0.0
Georgetown	0-0	0	0-0	0-0	0-0	0/0.0	0	0	0	0	0/0.0
Louisville	0-0	0	0-0	0-0	0-0	0/0.0	0	0	0	0	0/0.0
Marquette	0-0	0	0-0	0-0	0-0	0/0.0	0	0	0	0	0/0.0
Pittsburgh	0-0	0	0-0	0-0	0-0	0/0.0	0	0	0	0	0/0.0
Providence	0-0	0	0-0	0-0	0-0	0/0.0	0	0	0	0	0/0.0
Rutgers	0-0	0	0-0	0-0	0-0	0/0.0	0	0	0	0	0/0.0
St. John's	0-0	0	0-0	0-0	0-0	0/0.0	0	0	0	0	0/0.0
Seton Hall	0-0	0	0-0	0-0	0-0	0/0.0	0	0	0	0	0/0.0
USF	0-0	0	0-0	0-0	0-0	0/0.0	0	0	0	0	0/0.0
Syracuse	0-0	0	0-0	0-0	0-0	0/0.0	0	0	0	0	0/0.0
Villanova	0-0	0	0-0	0-0	0-0	0/0.0	0	0	0	0	0/0.0
West Virginia	0-0	0	0-0	0-0	0-0	0/0.0	0	0	0	0	0/0.0

## Career Statistics

Season	GP-GS	Min	Avg	FG-A	Pct	3FG-A	Pct	FT-A	Pct	O-D-TOT	Avg	PF-FO	Ast	TO	Blk	Stl	Pts	Avg	
2010-11																			Has Not Played
<b>TOTAL</b>																			Has Not Played

## Career BIG EAST Statistics

Season	GP-GS	Min	Avg	FG-A	Pct	3FG-A	Pct	FT-A	Pct	O-D-TOT	Avg	PF-FO	Ast	TO	Blk	Stl	Pts	Avg	
2010-11																			Has Not Played
<b>TOTAL</b>																			Has Not Played





# 23 Ben Hansbrough | Senior • 6-3 • 203 Poplar Bluff, Mo. • Poplar Bluff

### Career Games With:

Double Figure Points .....63 (37 at ND)  
 20-Plus Points.....12 (8 at ND)  
 30-Plus Points.....N/A  
 10-Plus Rebounds.....1 (1 at ND)  
 10-Plus Assists .....2 (2 at ND)  
 Double-Double .....2 (2 at ND)

### QUICK HITS:

- Has started all 50 contests since putting on an Irish uniform
- Recorded his eighth career 20-point game in the season-opener against Georgia Southern
- Has reached double figures in points in 14 contests this season, including five times reaching the 20-point mark
- Has led the team in scoring in six games this season
- Tied a then-career high with 5 three pointers against Liberty, marking the fourth time he had hit that many three's
- Set a new career high in three pointers against Chicago State, drilling 6-10 from beyond the arc
- Set a season high for assists on the season when he dished out 9 against Maine
- Posted best rebounding total of the season, recording an identical 6 boards in back-to-back games at the Old Spice Classic against California and Wisconsin
- Recorded career best 24 points against Indiana State, aided by knocking down a career high 8 field goals (8-12)
- Selected to the BIG EAST Weekly Honor Roll (Nov. 22)
- Tied a career high with 10 FT's against Georgetown in the BIG EAST opener, going 10-10 en route to a 17-point performance

## Season and Career Bests

<b>Points</b>	Season 24 (vs. Indiana State 11/30/10)	<b>FG's</b>	Season 8 (vs. Indiana State 11/30/10)
Career 24 (vs. Indiana State 11/30/10)	Career 8 (vs. Indiana State 11/30/10)		
<b>Rebounds</b>	Season 6 (on two occasions)	<b>3PT FG's</b>	Season 6 (vs. Chicago State 11/17/10)
Career 10 (vs. DePaul 1/23/10)	Career 10 (vs. Chicago State 11/17/10)		
<b>Assists</b>	Season 9 (vs. Maine 11/22/10)	<b>FT's</b>	Season 10 (vs. Georgetown 12/29/10)
Career 10 (on two occasions)	Career 10 (on two occasions)		
<b>Steals</b>	Season 2 (on four occasions)	<b>Minutes</b>	Season 45 (vs. Georgia 11/25/10)
Career 4 (on four occasions)	Career 4 (on four occasions)		Career 48 (vs. Louisville 2/17/10)
<b>Blocks</b>	Season --		
Career 1 (on five occasions)	Career 1 (on five occasions)		

## Game-By-Game Stats

	Start	FG-A	3P-A	FT-A	Reb	PF	TP	A	TO	BK	S	Min
Georgia Southern	*	7-10	4-7	2-2	3	3	20	4	2	0	2	24
Liberty	*	7-13	5-8	0-0	2	3	19	4	1	0	1	34
Chicago State	*	7-13	6-10	2-5	5	2	22	6	2	0	0	30
Maine	*	2-7	1-2	6-6	2	2	11	9	3	0	0	30
Georgia	*	3-9	1-3	6-9	5	4	13	2	5	0	0	45
California	*	1-3	1-3	4-6	6	3	7	1	2	0	1	30
Wisconsin	*	4-10	1-4	1-1	6	2	10	1	1	0	1	38
Indiana State	*	8-12	4-5	4-4	2	2	24	5	4	0	1	33
Kentucky	*	7-15	5-9	2-3	0	4	21	2	3	0	1	38
Gonzaga	*	3-7	1-2	6-9	3	2	13	3	2	0	1	36
Stony Brook	*	4-14	2-7	4-4	4	2	14	8	0	0	1	28
UMBC	*	3-9	1-6	3-4	3	1	10	3	2	0	2	23
Georgetown	*	3-11	1-3	10-10	6	3	17	3	2	0	2	37
Syracuse	*	5-13	2-8	0-0	3	2	12	5	0	0	2	37
Connecticut	*	7-16	2-6	5-6	5	2	21	4	2	0	1	40
St. John's												
Marquette												
St. John's												
Cincinnati												
Marquette												
Pittsburgh												
DePaul												
Rutgers												
Louisville												
USF												
West Virginia												
Providence												
Seton Hall												
Villanova												
Connecticut												

### Career Stats vs. BIG EAST

Opponent	GP-GS	Min.	FG-A	3PT-A	FTA	Reb.	A	PF	B	S	Pts.
Cincinnati	2-2	78	7-17	3-12	3-6	9/4.5	14	6	0	2	20/10.0
Connecticut	3-3	118	11-35	5-16	14-18	12/4.0	7	11	0	7	41/13.7
DePaul	1-1	34	4-9	2-4	5-7	10/10.0	7	1	0	0	15/15.0
Georgetown	2-2	76	10-21	4-8	14-15	9/4.5	7	6	1	3	38/19.0
Louisville	1-1	48	4-14	3-10	10-12	8/8.0	3	1	0	2	21/21.0
Marquette	1-1	42	1-6	0-5	2-2	2/2.0	3	4	0	1	4/4.0
Pittsburgh	2-2	74	8-16	2-7	2-3	12/6.0	7	5	1	1	20/10.0
Providence	1-1	39	3-8	1-5	3-5	8/8.0	10	2	1	0	10/10.0
Rutgers	1-1	37	6-12	3-4	3-3	5/5.0	5	3	0	4	18/18.0
St. John's	1-1	40	5-8	3-4	0-0	4/4.0	3	3	0	0	13/13.0
Seton Hall	2-2	72	6-16	3-9	2-3	6/3.0	5	5	1	1	17/8.5
USF	2-2	75	5-15	3-8	3-6	8/4.0	5	5	0	0	16/8.0
Syracuse	2-2	68	7-20	4-15	3-3	4/2.0	7	6	0	2	21/10.5
Villanova	1-1	19	2-3	1-2	2-2	1/1.0	2	5	0	1	7/7.0
West Virginia	2-2	79	7-16	5-9	4-8	11/5.5	13	3	0	2	23/11.5


## Career Statistics

Season	GP-GS	Min	Avg	FG-A	Pct	3FG-A	Pct	FT-A	Pct	O-D-TOT	Avg	PF-FO	Ast	TO	Blk	Stl	Pts	Avg
2006-07	35-9	827	23.6	75-175	.429	47-114	.440	58-74	.784	15-83-98	2.8	60-1	112	65	0	35	255	7.3
2007-08	30-28	1005	33.5	98-236	.415	62-173	.358	56-71	.789	20-95-115	3.8	68-2	77	48	2	31	314	10.5
2008-09										Did Not Play Due To Transfer Rules								
2009-10	35-35	1241	35.5	129-284	.454	67-162	.414	94-129	.729	29-107-136	3.9	82-2	153	63	5	37	419	12.0
2010-11	15-15	503	33.5	71-162	.438	37-83	.446	55-69	.797	15-40-55	3.7	37-0	60	31	0	16	234	15.6
<b>TOTAL</b>	<b>115-87</b>	<b>3576</b>	<b>31.1</b>	<b>373-857</b>	<b>.435</b>	<b>213-532</b>	<b>.400</b>	<b>263-343</b>	<b>.767</b>	<b>79-325-404</b>	<b>3.5</b>	<b>247-5</b>	<b>402</b>	<b>207</b>	<b>7</b>	<b>119</b>	<b>1222</b>	<b>10.6</b>

## Career BIG EAST Statistics

Season	GP-GS	Min	Avg	FG-A	Pct	3FG-A	Pct	FT-A	Pct	O-D-TOT	Avg	PF-FO	Ast	TO	Blk	Stl	Pts	Avg
2009-10	18-18	670	37.2	62-149	.416	31-86	.360	50-70	.714	18-69-87	4.8	52-2	76	36	3	19	205	11.4
2010-11	3-3	114	38.0	15-40	.375	5-17	.294	15-16	.938	5-9-14	4.7	7-0	12	4	0	5	50	16.7
<b>TOTAL</b>	<b>21-21</b>	<b>784</b>	<b>37.3</b>	<b>77-189</b>	<b>.407</b>	<b>36-103</b>	<b>.350</b>	<b>65-86</b>	<b>.756</b>	<b>23-78-101</b>	<b>4.8</b>	<b>59-2</b>	<b>88</b>	<b>40</b>	<b>3</b>	<b>24</b>	<b>255</b>	<b>12.1</b>





# 25 Tom Knight | Sophomore • 6-10 • 253 Dixfield, Maine • Dirigo

### Career Games With:

Double Figure Points.....	N/A
20-Plus Points.....	N/A
30-Plus Points.....	N/A
10-Plus Rebounds.....	N/A
10-Plus Assists.....	N/A
Double-Double.....	N/A

### QUICK HITS:

- After sitting out last season, scored first points of Irish career against Georgia Southern in a 7-point, 4-rebound performance over his 9 minutes of game time
- Has seen playing time in six games on the year (Georgia Southern, Liberty, Chicago State, Maine, Stony Brook, UMBC)
- Recorded first block of Irish career against Chicago State
- Tied career bests in points (7), field goals (3), blocks (1) along with minutes (9), while also setting a new best with 5 rebounds against UMBC
- Saw time in first BIG EAST game of career against Syracuse

## Season and Career Bests

<b>Points</b>	Season 7 (on two occasions) Career 7 (on two occasions)	<b>FG's</b>	Season 3 (on two occasions) Career 3 (on two occasions)
<b>Rebounds</b>	Season 5 (vs. UMBC 12/22/10) Career 5 (vs. UMBC 12/22/10)	<b>3PT FG's</b>	Season -- Career --
<b>Assists</b>	Season 1 (on two occasions) Career 1 (on two occasions)	<b>FT's</b>	Season 1 (on two occasions) Career 1 (on two occasions)
<b>Steals</b>	Season -- Career --	<b>Minutes</b>	Season 9 (on two occasions) Career 9 (on two occasions)
<b>Blocks</b>	Season 1 (on two occasions) Career 1 (on two occasions)		

## Game-By-Game Stats

	Start	FG-A	3P-A	FT-A	Reb	PF	TP	A	TO	BK	S	Min
Georgia Southern		3-3	0-0	1-1	4	1	7	1	1	0	0	9
Liberty		0-1	0-0	0-0	1	0	0	1	0	0	0	1
Chicago State		0-2	0-0	0-0	2	0	0	0	0	1	0	7
Maine		1-2	0-0	0-0	0	0	2	0	0	0	0	6
Georgia												DNP
California												DNP
Wisconsin												DNP
Indiana State												DNP
Kentucky												DNP
Gonzaga												DNP
Stony Brook		0-2	0-0	0-0	1	0	0	0	0	0	0	4
UMBC		3-5	0-0	1-1	5	0	7	0	0	1	0	9
Georgetown												DNP
Syracuse		0-0	0-0	0-0	0	0	0	0	0	0	0	0+
Connecticut												DNP
St. John's												
Marquette												
St. John's												
Cincinnati												
Marquette												
Pittsburgh												
DePaul												
Rutgers												
Louisville												
USF												
West Virginia												
Providence												
Seton Hall												
Villanova												
Connecticut												

### Career Stats vs. BIG EAST

Opponent	GP-GS	Min.	FG-A	3PT-A	FT-A	Reb.	A	PF	B	S	Pts.
Cincinnati	0-0	0	0-0	0-0	0-0	0/0.0	0	0	0	0	0/0.0
Connecticut	0-0	0	0-0	0-0	0-0	0/0.0	0	0	0	0	0/0.0
DePaul	0-0	0	0-0	0-0	0-0	0/0.0	0	0	0	0	0/0.0
Georgetown	0-0	0	0-0	0-0	0-0	0/0.0	0	0	0	0	0/0.0
Louisville	0-0	0	0-0	0-0	0-0	0/0.0	0	0	0	0	0/0.0
Marquette	0-0	0	0-0	0-0	0-0	0/0.0	0	0	0	0	0/0.0
Pittsburgh	0-0	0	0-0	0-0	0-0	0/0.0	0	0	0	0	0/0.0
Providence	0-0	0	0-0	0-0	0-0	0/0.0	0	0	0	0	0/0.0
Rutgers	0-0	0	0-0	0-0	0-0	0/0.0	0	0	0	0	0/0.0
St. John's	0-0	0	0-0	0-0	0-0	0/0.0	0	0	0	0	0/0.0
Seton Hall	0-0	0	0-0	0-0	0-0	0/0.0	0	0	0	0	0/0.0
USF	0-0	0	0-0	0-0	0-0	0/0.0	0	0	0	0	0/0.0
Syracuse	1-0	0+	0-0	0-0	0-0	0/0.0	0	0	0	0	0/0.0
Villanova	0-0	0	0-0	0-0	0-0	0/0.0	0	0	0	0	0/0.0
West Virginia	0-0	0	0-0	0-0	0-0	0/0.0	0	0	0	0	0/0.0


## Career Statistics

Season	GP-GS	Min	Avg	FG-A	Pct	3FG-A	Pct	FT-A	Pct	O-D-TOT	Avg	PF-FO	Ast	TO	Blk	Stl	Pts	Avg	
2009-10										Did Not Play									
2010-11	7-0	36	5.1	7-15	.467	0-0	.000	2-2	1.000	6-7-13	1.9	1-0	2	1	2	0	16	2.3	
<b>TOTAL</b>	<b>7-0</b>	<b>36</b>	<b>5.1</b>	<b>7-15</b>	<b>.467</b>	<b>0-0</b>	<b>.000</b>	<b>2-2</b>	<b>1.000</b>	<b>6-7-13</b>	<b>1.9</b>	<b>1-0</b>	<b>2</b>	<b>1</b>	<b>2</b>	<b>0</b>	<b>16</b>	<b>2.3</b>	

## Career BIG EAST Statistics

Season	GP-GS	Min	Avg	FG-A	Pct	3FG-A	Pct	FT-A	Pct	O-D-TOT	Avg	PF-FO	Ast	TO	Blk	Stl	Pts	Avg	
2009-10										Did Not Play									
2010-11	1-0	0	0.0	0-0	.000	0-0	.000	0-0	.000	0-0-0	0.0	0-0	0	0	0	0	0	0.0	
<b>TOTAL</b>	<b>1-0</b>	<b>0</b>	<b>0.0</b>	<b>0-0</b>	<b>.000</b>	<b>0-0</b>	<b>.000</b>	<b>0-0</b>	<b>.000</b>	<b>0-0-0</b>	<b>0.0</b>	<b>0-0</b>	<b>0</b>	<b>0</b>	<b>0</b>	<b>0</b>	<b>0</b>	<b>0.0</b>	





# 32 Joey Brooks | Sophomore • 6-6 • 215 Houston, Texas • Strake Jesuit Prep School

### Career Games With:

Double Figure Points .....	1
20-Plus Points .....	N/A
30-Plus Points .....	N/A
10-Plus Rebounds .....	N/A
10-Plus Assists .....	N/A
Double-Double .....	N/A

### QUICK HITS:

- Has played in 13 games on season
- Recorded double-digit minutes of action in six contests this season
- Played career high in minutes in the season opener against Georgia Southern, seeing 19 minutes of action (7 points, 3 rebounds)
- Also set career high in steals against Georgia Southern with 3
- Matched his career high of four rebounds against Chicago State
- Pulled down personal best four rebounds for second time on the season and third time of career, while setting passing off a career-high three assists against UMBC

## Season and Career Bests

<b>Points</b>	Season 7 (vs. Georgia Southern 11/12/10) Career 12 (vs. Bucknell 12/22/09)	<b>FG's</b>	Season 3 (vs. Georgia Southern 11/12/10) Career 3 (on two occasions)
<b>Rebounds</b>	Season 4 (on two occasions) Career 4 (on three occasions)	<b>3PT FG's</b>	Season 1 (vs. Georgia Southern 11/12/10) Career 1 (on five occasions)
<b>Assists</b>	Season 3 (vs. UMBC 12/22/10) Career 3 (vs. UMBC 12/22/10)	<b>FT's</b>	Season 3 (vs. Chicago State 11/17/10) Career 6 (vs. Bucknell 12/22/09)
<b>Steals</b>	Season 3 (vs. Georgia Southern 11/12/10) Career 3 (vs. Georgia Southern 11/12/10)	<b>Minutes</b>	Season 19 (vs. Georgia Southern 11/12/10) Career 19 (vs. Georgia Southern 11/12/10)
<b>Blocks</b>	Season -- Career --		

## Game-By-Game Stats

	Start	FG-A	3P-A	FT-A	Reb	PF	TP	A	TO	BK	S	Min
Georgia Southern	3-7	1-4	0-0	0-0	3	2	7	2	1	0	3	19
Liberty	2-2	0-0	0-0	0-0	3	1	4	1	0	0	0	12
Chicago State	1-6	0-4	3-6	4	0	5	1	2	0	1	17	
Maine	0-0	0-0	0-0	0	2	0	1	1	0	0	9	
Georgia	0-0	0-0	0-0	0	0	0	0	1	0	0	2	
California	0-0	0-0	0-0	0	1	0	0	0	0	0	5	
Wisconsin												DNP
Indiana State	0-0	0-0	2-4	3	1	2	1	0	0	0	11	
Kentucky	0-0	0-0	0-0	0	0	0	0	0	0	0	4	
Gonzaga	0-0	0-0	0-2	0	0	0	0	0	0	1	1	
Stony Brook	3-5	0-0	0-0	2	2	6	1	2	0	0	10	
UMBC	0-4	0-1	0-0	4	1	0	3	3	0	0	17	
Georgetown												DNP
Syracuse	0-0	0-0	0-0	0	0	0	0	0	0	0	1	
Connecticut	0-0	0-0	0-0	0	0	0	0	0	0	0	7	
St. John's												
Marquette												
St. John's												
Cincinnati												
Marquette												
Pittsburgh												
DePaul												
Rutgers												
Louisville												
USF												
West Virginia												
Providence												
Seton Hall												
Villanova												
Connecticut												

### Career Stats vs. BIG EAST

Opponent	GP-GS	Min.	FG-A	3PT-A	FT-A	Reb.	A	PF	B	S	Pts.
Cincinnati	2-0	3	1-1	1-1	0-0	1/0.5	0	0	0	0	3/1.5
Connecticut	3-0	8	0-0	0-0	0-0	1/0.3	1	2	0	0	0/0.0
DePaul	1-0	2	0-0	0-0	0-0	1/1.0	0	0	0	0	0/0.0
Georgetown	0-0	0	0-0	0-0	0-0	0/0.0	0	0	0	0	0/0.0
Louisville	1-0	2	0-0	0-0	0-0	0/0.0	0	1	0	0	0/0.0
Marquette	0-0	0	0-0	0-0	0-0	0/0.0	0	0	0	0	0/0.0
Pittsburgh	0-0	0	0-0	0-0	0-0	0/0.0	0	0	0	0	0/0.0
Providence	0-0	0	0-0	0-0	0-0	0/0.0	0	0	0	0	0/0.0
Rutgers	1-0	3	0-1	0-0	0-0	0/0.0	0	0	0	1	0/0.0
St. John's	1-0	5	0-0	0-0	2-2	0/0.0	0	0	0	0	2/2.0
Seton Hall	2-0	8	1-1	0-0	1-2	0/0.0	0	2	0	1	3/1.5
USF	0-0	0	0-0	0-0	0-0	0/0.0	0	0	0	0	0/0.0
Syracuse	1-0	1	0-0	0-0	0-0	0/0.0	0	0	0	0	0/0.0
Villanova	1-0	7	1-2	0-0	0-0	0/0.0	1	0	0	1	2/2.0
West Virginia	1-0	9	2-3	1-1	0-0	0/0.0	0	1	0	0	5/5.0


## Career Statistics

Season	GP-GS	Min	Avg	FG-A	Pct	3FG-A	Pct	FT-A	Pct	O-D-TOT	Avg	PF-FO	Ast	TO	Blk	Stl	Pts	Avg
2009-10	22-0	86	3.9	15-31	.484	4-7	.571	11-16	.688	5-4-9	0.4	12-0	4	5	0	9	45	2.0
2010-11	13-0	115	8.8	9-24	.375	1-9	.111	5-12	.417	5-14-19	1.5	11-0	10	10	0	5	24	1.8
<b>TOTAL</b>	<b>35-0</b>	<b>201</b>	<b>5.7</b>	<b>24-55</b>	<b>.436</b>	<b>5-16</b>	<b>.313</b>	<b>16-28</b>	<b>.571</b>	<b>10-18-28</b>	<b>0.8</b>	<b>23-0</b>	<b>14</b>	<b>15</b>	<b>0</b>	<b>14</b>	<b>69</b>	<b>2.0</b>

## Career BIG EAST Statistics

Season	GP-GS	Min	Avg	FG-A	Pct	3FG-A	Pct	FT-A	Pct	O-D-TOT	Avg	PF-FO	Ast	TO	Blk	Stl	Pts	Avg
2009-10	11-0	39	3.5	5-8	.625	2-2	1.000	3-4	.750	0-3-3	0.3	5-0	2	1	0	3	15	1.4
2010-11	2-0	8	4.0	0-0	.000	0-0	.000	0-0	.000	0-0-0	0.0	1-0	0	0	0	0	0	0.0
<b>TOTAL</b>	<b>13-0</b>	<b>47</b>	<b>3.6</b>	<b>5-8</b>	<b>.625</b>	<b>2-2</b>	<b>1.000</b>	<b>3-4</b>	<b>.750</b>	<b>0-3-3</b>	<b>0.2</b>	<b>6-0</b>	<b>2</b>	<b>1</b>	<b>0</b>	<b>3</b>	<b>15</b>	<b>1.2</b>





# 33 Mike Broghammer | Sophomore • 6-9 • 248 Orono, Minn. • Hopkins

### Career Games With:

Double Figure Points.....	N/A
20-Plus Points.....	N/A
30-Plus Points.....	N/A
10-Plus Rebounds.....	N/A
10-Plus Assists.....	N/A
Double-Double.....	N/A

### QUICK HITS:

- Matched career high in points and minutes in season opener against Georgia Southern, recording 5 points in 11 minutes of action
- Set career high in rebounds against Chicago State, pulling down four boards in the contest
- Recorded first assist of season in a career-tying 11 minutes of action against UMBC

## Season and Career Bests

<b>Points</b>	Season 5 (vs. Georgia Southern 11/12/10)	<b>FG's</b>	Season 2 (on two occasions)
Career 5 (on three occasions)	Career 2 (on five occasions)		
<b>Rebounds</b>	Season 4 (vs. Chicago State 11/17/10)	<b>3PT FG's</b>	Season --
Career 4 (vs. Chicago State 11/17/10)	Career 1 (vs. Bucknell 12/22/09)		
<b>Assists</b>	Season 1 (vs. UMBC 12/22/10)	<b>FT's</b>	Season 1 (on two occasions)
Career 1 (on three occasions)	Career 1 (on six occasions)		
<b>Steals</b>	Season --	<b>Minutes</b>	Season 11 (on two occasions)
Career 2 (vs. Louisville 2/17/10)	Career 11 (on three occasions)		
<b>Blocks</b>	Season 1 (vs. Georgia Southern 11/12/10)		
Career 1 (on two occasions)			

## Game-By-Game Stats

	Start	FG-A	3P-A	FT-A	Reb	PF	TP	A	TO	BK	S	Min
Georgia Southern	2-6	0-0	1-2	2	4	5	0	0	1	0	11	
Liberty	0-1	0-0	0-0	1	0	0	0	0	0	0	1	
Chicago State	2-4	0-0	0-2	4	3	4	0	1	0	0	10	
Maine	0-0	0-0	0-0	0	0	0	0	1	0	0	4	
Georgia												DNP
California												DNP
Wisconsin												DNP
Indiana State												DNP
Kentucky												DNP
Gonzaga	0-0	0-0	0-0	0	0	0	0	0	0	0	0	1
Stony Brook	2-4	0-0	0-0	0	0	4	0	0	0	0	0	9
UMBC	1-4	0-0	1-2	3	1	3	1	0	0	0	0	11
Georgetown												DNP
Syracuse	0-0	0-0	0-0	0	0	0	0	0	0	0	0	1
Connecticut												DNP
St. John's												
Marquette												
St. John's												
Cincinnati												
Marquette												
Pittsburgh												
DePaul												
Rutgers												
Louisville												
USF												
West Virginia												
Providence												
Seton Hall												
Villanova												
Connecticut												

### Career Stats vs. BIG EAST

Opponent	GP-GS	Min.	FG-A	3PT-A	FT-A	Reb.	A	PF	B	S	Pts.
Cincinnati	0-0	0	0-0	0-0	0-0	0/0.0	0	0	0	0	0/0.0
Connecticut	1-0	1	0-0	0-0	0-0	0/0.0	0	0	0	0	0/0.0
DePaul	0-0	0	0-0	0-0	0-0	0/0.0	0	0	0	0	0/0.0
Georgetown	0-0	0	0-0	0-0	0-0	0/0.0	0	0	0	0	0/0.0
Louisville	1-0	10	1-2	0-0	0-0	1/1.0	0	5	0	2	2/2.0
Marquette	0-0	0	0-0	0-0	0-0	0/0.0	0	0	0	0	0/0.0
Pittsburgh	1-0	3	0-1	0-0	0-0	0/0.0	0	0	0	0	0/0.0
Providence	0-0	0	0-0	0-0	0-0	0/0.0	0	0	0	0	0/0.0
Rutgers	0-0	0	0-0	0-0	0-0	0/0.0	0	0	0	0	0/0.0
St. John's	0-0	0	0-0	0-0	0-0	0/0.0	0	0	0	0	0/0.0
Seton Hall	0-0	0	0-0	0-0	0-0	0/0.0	0	0	0	0	0/0.0
USF	0-0	0	0-0	0-0	0-0	0/0.0	0	0	0	0	0/0.0
Syracuse	1-0	1	0-0	0-0	0-0	0/0.0	0	0	0	0	0/0.0
Villanova	0-0	0	0-0	0-0	0-0	0/0.0	0	0	0	0	0/0.0
West Virginia	0-0	0	0-0	0-0	0-0	0/0.0	0	0	0	0	0/0.0


## Career Statistics

Season	GP-GS	Min	Avg	FG-A	Pct	3FG-A	Pct	FT-A	Pct	O-D-TOT	Avg	PF-FO	Ast	TO	Blk	Stl	Pts	Avg
2009-10	13-0	71	5.5	10-22	.455	1-4	.250	3-7	.429	8-6-14	1.1	13-1	2	4	1	4	24	1.8
2010-11	8-0	48	6.0	7-19	.368	0-0	.000	2-6	.333	6-4-10	1.3	8-0	1	2	1	0	16	2.0
<b>TOTAL</b>	<b>21-0</b>	<b>119</b>	<b>5.7</b>	<b>17-41</b>	<b>.415</b>	<b>1-4</b>	<b>.250</b>	<b>5-13</b>	<b>.385</b>	<b>14-10-24</b>	<b>1.1</b>	<b>21-1</b>	<b>3</b>	<b>6</b>	<b>2</b>	<b>4</b>	<b>40</b>	<b>1.9</b>

## Career BIG EAST Statistics

Season	GP-GS	Min	Avg	FG-A	Pct	3FG-A	Pct	FT-A	Pct	O-D-TOT	Avg	PF-FO	Ast	TO	Blk	Stl	Pts	Avg
2009-10	3-0	14	4.7	1-3	.333	0-0	.000	0-0	.000	1-0-1	0.3	5-1	0	1	0	2	2	0.7
2010-11	1-0	1	1.0	0-0	.000	0-0	.000	0-0	.000	0-0-0	0.0	0-0	0	0	0	0	0	0.0
<b>TOTAL</b>	<b>4-0</b>	<b>15</b>	<b>3.8</b>	<b>1-3</b>	<b>.333</b>	<b>0-0</b>	<b>.000</b>	<b>0-0</b>	<b>.000</b>	<b>1-0-1</b>	<b>0.3</b>	<b>5-1</b>	<b>0</b>	<b>1</b>	<b>0</b>	<b>2</b>	<b>2</b>	<b>0.5</b>





# 34 Carleton Scott | Senior • 6-8 • 218 San Antonio, Texas • James Madison

### Career Games With:

Double Figure Points.....	14
20-Plus Points.....	2
30-Plus Points.....	N/A
10-Plus Rebounds.....	7
10-Plus Assists.....	N/A
Double-Double.....	6

### QUICK HITS:

- Has started 23 contests for the Irish
- Has reached double figures in points 10 times this season, including a string of 10 consecutive (Chicago State through UMBC)
- Recorded first double-double of the season against Chicago State, posting 17 points (matched then-career high) along with a team-leading 11 rebounds
- Also matched career high in three-point field goals with three against the Cougars
- Tied career high in three pointers the following game against Maine, netting three more
- Posted back-to-back double-doubles at the Old Spice Classic against Georgia (11 pts., 11 rebs.) and California (16 pts., 10 rebs.) and finished tourney with 12 points against Wisconsin, earning a spot on All-Tournament Team
- Tied career high with 4 blocks against Indiana State, while also reaching double figures in the sixth-straight contest
- Set career high in points against Gonzaga with 23, aided by a career best 8 free throws
- Was a perfect 8-8 from the field and 4-4 from three-point range (20 points) while recording a career-high five assists against Stony Brook
- Selected to the BIG EAST Weekly Honor Roll (Dec. 20)
- Dished out a career-best 6 assists against UMBC
- Injured hamstring during Syracuse game, causing him to miss Connecticut game

Opponent	GP-GS	Min.	Career Stats vs. BIG EAST										
			FG-A	3PT-A	FT-A	Reb.	A	PF	B	S	Pts.		
Cincinnati	3-0	35	5-10	1-4	0-1	7/2.3	0	6	2	1	11/3.7		
Connecticut	4-1	55	4-12	2-6	2-4	16/4.0	4	3	4	1	12/3.0		
DePaul	1-0	8	0-2	0-1	0-0	1/1.0	0	0	0	0	0/0.0		
Georgetown	2-2	72	7-14	3-8	4-4	16/8.0	7	5	5	4	21/10.5		
Louisville	3-1	37	2-5	1-2	4-4	7/2.3	1	5	4	1	9/3.0		
Marquette	1-1	42	5-10	1-3	3-4	13/13.0	1	2	0	0	14/14.0		
Pittsburgh	2-1	53	5-7	2-3	0-0	5/2.5	2	8	1	1	12/6.0		
Providence	2-0	3	0-0	0-0	0-0	1/0.5	0	2	0	0	0/0.0		
Rutgers	1-0	0	0-0	0-0	0-0	0/0	0	0	0	0	0/0.0		
St. John's	2-0	28	3-6	1-2	0-0	6/3.0	3	4	1	0	7/3.5		
Seton Hall	2-1	31	6-11	1-4	0-0	11/5.5	1	5	1	1	13/6.5		
USF	2-0	17	1-1	1-1	0-0	6/3.0	1	2	2	0	3/1.5		
Syracuse	3-1	45	5-10	1-3	0-0	9/3.0	4	6	0	0	11/3.7		
Villanova	2-0	13	0-1	0-1	0-0	2/1.0	1	3	3	1	0/0.0		
West Virginia	2-1	35	3-7	2-5	0-0	5/2.5	2	2	1	0	8/4.0		

## Season and Career Bests

Points	Season	Career	FG's	Season	Career
23	(vs. Gonzaga 12/11/10)	23	6	(on two occasions)	7
23	(vs. Gonzaga 12/11/10)	23	7	(vs. Georgetown 2/27/10)	7
Rebounds	Season	Career	3PT FG's	Season	Career
11	(on two occasions)	14	3	(on three occasions)	3
14	(vs. Connecticut 3/3/10)	14	3	(on four occasions)	3
Assists	Season	Career	FT's	Season	Career
6	(vs. UMBC 12/22/10)	6	8	(vs. Gonzaga 12/11/10)	8
6	(vs. UMBC 12/22/10)	6	8	(vs. Gonzaga 12/11/10)	8
Steals	Season	Career	Minutes	Season	Career
2	(vs. California 11/26/10)	2	38	(on two occasions)	42
2	(on two occasions)	2	42	(at Marquette 3/6/10)	42
Blocks	Season	Career			
4	(vs. Indiana State 11/30/10)	4			
4	(on two occasions)	4			

## Game-By-Game Stats

	Start	FG-A	3P-A	FT-A	Reb	PF	TP	A	TO	BK	S	Min
Georgia Southern	*	2-3	0-1	2-2	7	4	6	4	0	0	1	20
Liberty	*	2-6	0-3	0-2	6	3	4	2	3	2	0	25
Chicago State	*	6-8	3-4	2-2	11	4	17	3	2	3	1	23
Maine	*	4-7	3-4	0-0	2	1	11	0	0	2	1	24
Georgia	*	5-12	1-6	0-0	11	5	11	3	4	0	0	38
California	*	5-17	0-9	6-6	10	1	16	2	1	3	2	35
Wisconsin	*	4-8	2-5	2-2	7	3	12	0	2	3	0	38
Indiana State	*	4-7	1-3	2-2	8	4	11	2	1	4	0	35
Kentucky	*	4-11	0-4	2-3	8	3	10	1	0	2	0	31
Gonzaga	*	6-9	3-5	8-9	4	1	23	2	1	1	0	21
Stony Brook	*	8-8	4-4	0-0	4	0	20	5	1	0	0	26
UMBC	*	4-7	2-4	2-2	4	0	12	6	1	3	1	22
Georgetown	*	0-6	0-4	4-4	7	2	4	4	1	2	2	37
Syracuse	*	4-5	1-2	0-0	0	3	9	2	2	0	0	25
Connecticut	DNP-injured											
St. John's												
Marquette												
St. John's												
Cincinnati												
Marquette												
Pittsburgh												
DePaul												
Rutgers												
Louisville												
USF												
West Virginia												
Providence												
Seton Hall												
Villanova												
Connecticut												

## Career Statistics

Season	GP-GS	Min	Avg	FG-A	Pct	3FG-A	Pct	FT-A	Pct	O-D-TOT	Avg	PF-FO	Ast	TO	Blk	Stl	Pts	Avg
2007-08										Did Not Play								
2008-09	20-0	90	4.5	20-31	.645	3-7	.429	7-9	.778	6-17-23	1.2	10-0	7	2	3	5	50	2.5
2009-10	34-9	641	18.9	68-138	.493	19-54	.352	16-21	.762	45-112-157	4.6	63-3	37	29	37	16	171	5.0
2010-11	14-14	400	28.6	58-114	.509	20-58	.345	30-34	.882	15-74-89	6.4	34-1	36	19	25	8	166	11.9
<b>TOTAL</b>	<b>68-23</b>	<b>1131</b>	<b>16.6</b>	<b>146-283</b>	<b>.516</b>	<b>42-119</b>	<b>.353</b>	<b>53-64</b>	<b>.828</b>	<b>66-203-269</b>	<b>4.0</b>	<b>107-4</b>	<b>80</b>	<b>50</b>	<b>65</b>	<b>29</b>	<b>387</b>	<b>5.7</b>

## Career BIG EAST Statistics

Season	GP-GS	Min	Avg	FG-A	Pct	3FG-A	Pct	FT-A	Pct	O-D-TOT	Avg	PF-FO	Ast	TO	Blk	Stl	Pts	Avg
2007-08										Did Not Play								
2008-09	11-0	16	1.5	4-6	.667	1-2	.500	0-0	.000	0-5-5	0.5	3-0	0	0	1	0	9	0.8
2009-10	17-5	317	18.6	29-65	.446	13-30	.433	9-13	.692	20-60-80	4.7	32-1	18	11	19	7	80	4.7
2010-11	2-2	62	31.0	4-11	.364	1-6	.167	4-4	1.000	0-7-7	3.5	5-0	6	3	2	2	13	6.5
<b>TOTAL</b>	<b>30-7</b>	<b>395</b>	<b>13.2</b>	<b>37-82</b>	<b>.451</b>	<b>15-38</b>	<b>.395</b>	<b>13-17</b>	<b>.765</b>	<b>20-72-92</b>	<b>3.1</b>	<b>40-1</b>	<b>24</b>	<b>14</b>	<b>22</b>	<b>9</b>	<b>102</b>	<b>3.4</b>







# 45 Jack Cooley | Sophomore • 6-9 • 244 Glenview, Ill. • Glenbrook South

### Career Games With:

Double Figure Points.....	2
20-Plus Points.....	N/A
30-Plus Points.....	N/A
10-Plus Rebounds.....	N/A
10-Plus Assists.....	N/A
Double-Double.....	N/A

### QUICK HITS:

- Played 10+ minutes in 10 games on the season
- Recorded double figure points for the first time in Irish career against Georgia Southern, netting 11 points
- Set career high in points (13) and field goals (6) against Maine, along with matching his career high in blocks with two
- Recorded season-best 18 minutes against Georgia in opening round of Old Spice Classic
- Matched career high with 2 steals against Gonzaga in 9 minutes of play

## Season and Career Bests

<b>Points</b>	Season 13 (vs. Maine 11/22/10) Career 13 (vs. Maine 11/22/10)	<b>FG's</b>	Season 6 (vs. Maine 11/22/10) Career 6 (vs. Maine 11/22/10)
<b>Rebounds</b>	Season 6 (on two occasions) Career 8 (vs. Bucknell 12/22/09)	<b>3PT FG's</b>	Season -- Career --
<b>Assists</b>	Season 2 (on two occasions) Career 2 (on two occasions)	<b>FT's</b>	Season 3 (on two occasions) Career 3 (on two occasions)
<b>Steals</b>	Season 2 (vs. Gonzaga 12/11/10) Career 2 (on two occasions)	<b>Minutes</b>	Season 18 (vs. Georgia 11/25/10) Career 19 (vs. Louisville 2/17/10)
<b>Blocks</b>	Season 2 (vs. Maine 11/22/10) Career 2 (vs. Bucknell 12/22/09)		

## Game-By-Game Stats

	Start	FG-A	3P-A	FT-A	Reb	PF	TP	A	TO	BK	S	Min
Georgia Southern	4-5	0-0	3-3	6	2	11	1	0	1	0	0	16
Liberty	0-0	0-0	0-0	4	2	0	0	2	0	0	0	12
Chicago State	3-4	0-0	0-2	5	1	6	0	0	1	0	0	13
Maine	6-7	0-0	1-1	5	2	13	0	2	2	0	0	14
Georgia	2-5	0-0	3-4	4	0	7	2	0	0	0	0	18
California	0-3	0-0	1-2	2	2	1	1	0	1	0	0	8
Wisconsin	0-0	0-0	0-0	2	0	0	0	0	0	0	0	7
Indiana State	0-0	0-0	0-0	0	1	0	0	0	0	0	0	1
Kentucky	2-3	0-0	0-2	5	3	4	2	1	0	0	0	13
Gonzaga	1-2	0-0	0-0	1	3	2	0	0	1	2	9	
Stony Brook	3-4	0-0	1-1	3	1	7	0	0	1	0	0	10
UMBC	3-3	0-0	2-2	4	3	8	0	0	0	0	0	13
Georgetown	1-1	0-0	0-0	1	0	2	0	0	0	0	0	5
Syracuse	2-3	0-0	0-0	2	2	4	0	0	1	0	0	12
Connecticut	1-2	0-0	0-0	6	2	2	0	0	0	1	18	
St. John's												
Marquette												
St. John's												
Cincinnati												
Marquette												
Pittsburgh												
DePaul												
Rutgers												
Louisville												
USF												
West Virginia												
Providence												
Seton Hall												
Villanova												
Connecticut												

### Career Stats vs. BIG EAST

Opponent	GP-GS	Min.	FG-A	3PT-A	FT-A	Reb.	A	PF	B	S	Pts.
Cincinnati	1-0	1	0-0	0-0	0-0	0/0.0	0	0	0	0	0/0.0
Connecticut	3-0	27	2-4	0-0	1-2	9/3.0	0	4	0	1	5/1.7
DePaul	0-0	0	0-0	0-0	0-0	0/0.0	0	0	0	0	0/0.0
Georgetown	2-0	17	3-3	0-0	0-0	4/2.0	0	0	0	0	6/3.0
Louisville	1-0	19	1-1	0-0	0-1	5/5.0	0	5	1	2	2/2.0
Marquette	0-0	0	0-0	0-0	0-0	0/0.0	0	0	0	0	0/0.0
Pittsburgh	1-0	13	0-1	0-0	0-1	4/4.0	0	3	1	0	0/0.0
Providence	0-0	0	0-0	0-0	0-0	0/0.0	0	0	0	0	0/0.0
Rutgers	0-0	0	0-0	0-0	0-0	0/0.0	0	0	0	0	0/0.0
St. John's	1-0	1	0-0	0-0	0-0	0/0.0	0	0	0	0	0/0.0
Seton Hall	0-0	2	0-0	0-0	0-0	0/0.0	0	0	0	0	0/0.0
USF	1-0	0	0-0	0-0	0-0	0/0.0	0	1	0	0	0/0.0
Syracuse	1-0	12	2-3	0-0	0-0	2/2.0	0	2	1	0	4/4.0
Villanova	1-0	3	0-0	0-0	0-0	0/0.0	0	0	0	0	0/0.0
West Virginia	0-0	0	0-0	0-0	0-0	0/0.0	0	0	0	0	0/0.0

## Career Statistics

Season	GP-GS	Min	Avg	FG-A	Pct	3FG-A	Pct	FT-A	Pct	O-D-TOT	Avg	PF-FO	Ast	TO	Blk	Stl	Pts	Avg
2009-10	21-0	111	5.3	8-20	.400	0-0	.000	4-12	.333	22-15-37	1.8	19-1	1	4	5	3	20	1.0
2010-11	15-0	169	11.3	28-42	.667	0-0	.000	11-17	.647	25-25-50	3.3	24-0	6	5	8	4	67	4.5
<b>TOTAL</b>	<b>36-0</b>	<b>280</b>	<b>7.8</b>	<b>36-62</b>	<b>.581</b>	<b>0-0</b>	<b>.000</b>	<b>15-29</b>	<b>.517</b>	<b>47-40-87</b>	<b>2.4</b>	<b>43-1</b>	<b>7</b>	<b>9</b>	<b>13</b>	<b>7</b>	<b>87</b>	<b>2.4</b>

## Career BIG EAST Statistics

Season	GP-GS	Min	Avg	FG-A	Pct	3FG-A	Pct	FT-A	Pct	O-D-TOT	Avg	PF-FO	Ast	TO	Blk	Stl	Pts	Avg
2009-10	9-0	59	6.6	4-6	.667	0-0	.000	1-4	.250	7-8-15	1.7	14-1	0	1	2	2	9	1.0
2010-11	3-0	35	11.7	4-6	.667	0-0	.000	0-0	.000	4-5-9	3.0	4-0	0	0	1	1	8	2.7
<b>TOTAL</b>	<b>12-0</b>	<b>94</b>	<b>7.8</b>	<b>8-12</b>	<b>.667</b>	<b>0-0</b>	<b>.000</b>	<b>1-4</b>	<b>.250</b>	<b>11-13-24</b>	<b>2.0</b>	<b>18-1</b>	<b>0</b>	<b>1</b>	<b>3</b>	<b>3</b>	<b>17</b>	<b>1.4</b>





GAME #1	NOTRE DAME		98
	GEORGIA SOUTHERN		61
November 12, 2010 • Notre Dame, Ind.			
Purcell Pavilion at the Joyce Center			
Georgia Southern	FG-A	3FG-A	FTA
Marvin Baynham	1-2	0-0	0-0
Cameron Baskerville	0-2	0-1	0-0
Ben Drayton III	3-10	2-6	2-2
Eric Ferguson	6-11	0-1	14-16
Jelani Hewitt	1-6	1-4	0-1
Rory Spencer	5-10	0-0	8-13
Tre Bussey	0-6	0-2	0-0
Zuri James	0-1	0-1	2-2
Sam Mike	0-0	0-0	0-0
Team	0-1	0-0	0-0
<b>Totals</b>	<b>16-48</b>	<b>3-15</b>	<b>26-34</b>
<b>Total FG%</b>	1st Half: 5-23, 21.7%		2nd Half: 11-25, 44.0%
<b>3-PT FG%</b>	1st Half: 1-10, 10.0%		2nd Half: 2-5, 40.0%
<b>FT %</b>	1st Half: 12-15, 80.0%		2nd Half: 14-19, 73.7%
<b>Game:</b>			20.0%
<b>Deadball Rebounds: 3</b>			76.5%
Notre Dame	FG-A	3FG-A	FTA
Tyrone Nash	2-3	0-0	3-4
Tim Abromaitis	2-13	1-7	5-6
Carleton Scott	2-3	0-1	2-2
Scott Martin	2-7	0-3	3-3
Ben Hansbrough	7-10	4-7	2-2
Eric Atkins	4-4	1-1	0-0
Tom Kopko	0-2	0-1	0-0
Alex Dragicevich	2-5	1-2	4-4
Tom Knight	3-3	0-0	1-1
Joey Brooks	3-7	1-4	0-0
Mike Broghammer	2-6	0-0	1-2
Jack Cooley	4-5	0-0	3-3
Team	1-1	0-0	0-0
<b>Totals</b>	<b>33-68</b>	<b>8-26</b>	<b>24-27</b>
<b>Total FG%</b>	1st Half: 20-33, 60.6%		2nd Half: 13-35, 37.1%
<b>3-PT FG%</b>	1st Half: 5-13, 38.5%		2nd Half: 3-13, 23.1%
<b>FT %</b>	1st Half: 17-19, 89.5%		2nd Half: 7-8, 87.5%
<b>Game:</b>			30.8%
<b>Deadball Rebounds: 2</b>			88.9%
<b>SCORE BY PERIODS</b>	1	2	F
Georgia Southern	23	38	61
Notre Dame	62	36	98
<b>OFFICIALS:</b>	William McCarthy, Mike Roberts, Chris Beaver		
<b>TECHNICALS:</b>	Georgia Southern - None. Notre Dame - None.		
<b>ATTENDANCE:</b>	8,165		
<b>Notes:</b>	Notre Dame improved to 88-18 all-time in season openers and 37-6 in openers at Purcell Pavilion ... The Irish are 11-0 all-time in season opener under Mike Brey ... Notre Dame improved to 20-1 all-time against team from the Southern Conference ... Notre Dame's 98 points were the highest point-total in a season-opening game since a 99-53 victory over New Hampshire to open the 2001-02 campaign ... The 37-point win was the largest point in a season opener since a 43-point win (92-49) against IPFW to start the 2006-07 season ... The 62 first-half points matched the most in a first half under Mike Brey ... Notre Dame held Georgia Southern to just five field goals in the first half which matched the fewest by an Irish team under Brey ... Ben Hansbrough scored his 1,000 career point and topped the 20-plus point mark for the eighth time in his career ... Jack Cooley's 11 points were a career high and the first time that he had scored in double figures.		


GAME #2	NOTRE DAME		72
	LIBERTY		51
November 14, 2010 • Notre Dame, Ind.			
Purcell Pavilion at the Joyce Center			
Liberty	FG-A	3FG-A	FTA
Sommy Ogukwe	1-2	0-0	0-2
Evam Gordon	3-16	1-9	2-3
Dan Minaya	5-10	0-1	2-2
John Brown	5-11	0-0	0-0
Jesse Sanders	2-5	0-2	0-0
Chene Phillips	2-3	1-1	0-0
James Spencer	0-0	0-0	0-0
Jeremy Anderson	0-0	0-0	0-0
Joel Vander Pol	0-1	0-0	0-0
Antwan Burrus	0-3	0-0	0-0
John Caleb Sanders	3-5	3-4	0-0
Carle McCasters	0-3	0-0	0-0
Team	1-2	0-0	0-0
<b>Totals</b>	<b>21-59</b>	<b>5-17</b>	<b>4-7</b>
<b>Total FG%</b>	1st Half: 10-26, 38.5%		2nd Half: 11-33, 33.3%
<b>3-PT FG%</b>	1st Half: 2-8, 25.0%		2nd Half: 3-9, 33.3%
<b>FT %</b>	1st Half: 0-0, 00.0%		2nd Half: 4-7, 57.1%
<b>Game:</b>			35.6%
<b>Deadball Rebounds: 1</b>			29.4%
Notre Dame	FG-A	3FG-A	FTA
Tyrone Nash	2-4	0-0	12-15
Tim Abromaitis	4-12	2-9	3-4
Carleton Scott	2-6	0-3	0-2
Scott Martin	2-9	1-5	1-4
Ben Hansbrough	7-13	5-8	0-0
Eric Atkins	4-7	2-3	0-0
Tom Kopko	0-0	0-0	0-0
Alex Dragicevich	0-0	0-0	0-0
Tom Knight	0-1	0-0	0-0
Joey Brooks	2-2	0-0	0-0
Mike Broghammer	0-1	0-0	0-0
Jack Cooley	0-0	0-0	0-0
Team	1-1	0-0	0-0
<b>Totals</b>	<b>23-55</b>	<b>10-28</b>	<b>16-25</b>
<b>Total FG%</b>	1st Half: 12-27, 44.4%		2nd Half: 11-28, 39.3%
<b>3-PT FG%</b>	1st Half: 7-15, 46.7%		2nd Half: 3-13, 23.1%
<b>FT %</b>	1st Half: 10-15, 66.7%		2nd Half: 6-10, 60.0%
<b>Game:</b>			41.8%
<b>Deadball Rebounds: 3</b>			35.7%
<b>SCORE BY PERIODS</b>	1	2	F
Liberty	22	29	51
Notre Dame	41	31	72
<b>OFFICIALS:</b>	Ed Hightower, Gary Prager, Brent Hampton		
<b>TECHNICALS:</b>	Liberty - Team. Notre Dame - None.		
<b>ATTENDANCE:</b>	6,478		

GAME #3	NOTRE DAME		102
	CHICAGO STATE		62
November 17, 2010 • Notre Dame, Ind.			
Purcell Pavilion at the Joyce Center			
Chicago State	FG-A	3FG-A	FTA
Carl Montgomery	6-16	1-2	1-2
Hajji Martin	4-6	0-0	6-10
Christian Wall	4-12	2-5	4-4
Victor Scott	3-7	2-6	1-2
Antonio Lofton	0-3	0-2	1-2
Steve Martin Jr.	0-0	0-0	0-0
Ardarius Simmons	1-4	0-1	0-0
Jonathan Montgomery	3-9	2-4	0-0
Quincy Ukaigwe	0-3	0-0	0-0
Pawal Kielbasa	0-1	0-0	0-0
Team	1-1	0-0	0-0
<b>Totals</b>	<b>21-61</b>	<b>7-20</b>	<b>13-20</b>
<b>Total FG%</b>	1st Half: 10-31, 32.3%		2nd Half: 11-30, 36.7%
<b>3-PT FG%</b>	1st Half: 6-14, 42.9%		2nd Half: 1-6, 16.7%
<b>FT %</b>	1st Half: 5-8, 62.5%		2nd Half: 8-12, 66.7%
<b>Game:</b>			34.4%
<b>Deadball Rebounds: 1</b>			35.0%
Notre Dame	FG-A	3FG-A	FTA
Tyrone Nash	4-6	0-0	3-4
Tim Abromaitis	6-15	1-8	8-9
Carleton Scott	6-8	3-4	2-2
Eric Atkins	4-7	2-4	2-2
Ben Hansbrough	7-13	6-10	2-5
Tom Kopko	0-2	0-1	0-0
Alex Dragicevich	1-2	0-0	2-2
Tom Knight	0-2	0-0	0-0
Joey Brooks	1-6	0-4	3-6
Mike Broghammer	2-4	0-0	0-2
Jack Cooley	3-4	0-0	0-2
Team	0-3	0-0	0-0
<b>Totals</b>	<b>34-69</b>	<b>12-31</b>	<b>22-34</b>
<b>Total FG%</b>	1st Half: 18-33, 54.5%		2nd Half: 16-36, 44.4%
<b>3-PT FG%</b>	1st Half: 4-15, 26.7%		2nd Half: 8-16, 50.0%
<b>FT %</b>	1st Half: 12-20, 60.0%		2nd Half: 10-14, 71.4%
<b>Game:</b>			49.3%
<b>Deadball Rebounds: 6</b>			38.7%
<b>SCORE BY PERIODS</b>	1	2	F
Chicago State	31	31	62
Notre Dame	52	50	102
<b>OFFICIALS:</b>	Paul Janssen, Gene Steratore, Lamar Simpson		
<b>TECHNICALS:</b>	Chicago State - None. Notre Dame - None.		
<b>ATTENDANCE:</b>	6,252		
<b>Notes:</b>	Eric Atkins started in place of Scott Martin who missed the game due to back spasms ... It marked the first time an Irish freshman had started a game since the 2006-07 season ... Ben Hansbrough topped the 20-point mark for the second time this season and ninth time in his career ... He also has reached double figures in 52 career outings (26 times at Notre Dame) ... His six three-pointers were a career high ... Tim Abromaitis and Tyrone Nash each notched their second career double doubles ... Carleton Scott posted his fourth career double double ... Notre Dame had three players with double doubles for the first time since Jan. 23, 2010 vs. DePaul ... Abromaitis registered his ninth career 20-plus point outing ... Notre Dame recorded its first 40-plus point victory since a 108-62 victory over Northern Illinois on Dec. 8, 2007 ... Notre Dame reached the 100-plus point mark for the 13th time during the Mike Brey era ... The Irish improved to 33-0 all-time in home games at Purcell Pavilion at the Joyce Center during the month of November under Brey.		


GAME #4	NOTRE DAME		97
	MAINE		72
November 22, 2010 • Notre Dame, Ind.			
Purcell Pavilion at the Joyce Center			
Maine	FG-A	3FG-A	FTA
Troy Barnies	6-12	1-2	2-4
Sean McNally	2-4	0-0	0-0
Murphy Buratowski	1-3	1-2	0-0
Raheem Singleton	4-9	2-4	2-3
Gerald McLemore	7-13	2-7	0-1
Jon McAllian	1-1	0-0	1-1
Andrew Rogers	1-3	0-0	0-0
Alasdair Fraser	3-6	0-0	0-0
Malachi Peay	4-7	1-1	0-0
Mike Allison	1-4	0-0	0-0
Team	1-2	0-0	0-0
<b>Totals</b>	<b>30-62</b>	<b>7-16</b>	<b>5-9</b>
<b>Total FG%</b>	1st Half: 15-29, 51.7%		2nd Half: 15-33, 45.5%
<b>3-PT FG%</b>	1st Half: 3-7, 42.9%		2nd Half: 4-9, 44.4%
<b>FT %</b>	1st Half: 1-2, 50.0%		2nd Half: 4-7, 57.1%
<b>Game:</b>			48.4%
<b>Deadball Rebounds: 3</b>			43.8%
Notre Dame	FG-A	3FG-A	FTA
Tyrone Nash	1-4	0-0	11-12
Tim Abromaitis	8-9	4-5	6-6
Carleton Scott	4-7	3-4	0-0
Scott Martin	6-8	2-3	1-2
Ben Hansbrough	2-7	1-2	6-6
Eric Atkins	1-7	1-3	0-0
Tom Kopko	1-1	1-1	0-0
Alex Dragicevich	0-0	0-0	0-0
Tom Knight	1-2	0-0	0-0
Joey Brooks	0-0	0-0	0-0
Mike Broghammer	0-0	0-0	0-0
Jack Cooley	6-7	0-0	1-1
Team	1-1	0-0	0-0
<b>Totals</b>	<b>30-52</b>	<b>12-18</b>	<b>25-27</b>
<b>Total FG%</b>	1st Half: 13-22, 59.1%		2nd Half: 17-30, 56.7%
<b>3-PT FG%</b>	1st Half: 8-11, 72.7%		2nd Half: 4-7, 57.1%
<b>FT %</b>	1st Half: 18-20, 90.0%		2nd Half: 7-7, 100.0%
<b>Game:</b>			66.7%
<b>Deadball Rebounds: 0</b>			92.6%
<b>SCORE BY PERIODS</b>	1	2	F
Maine	34	38	72
Notre Dame	52	45	97
<b>OFFICIALS:</b>	John Gaffney, Wally Rutecki, William McCarthy		
<b>TECHNICALS:</b>	Maine - None. Notre Dame - None.		
<b>ATTENDANCE:</b>	6,303		
<b>Notes:</b>	Notre Dame faced its first of three America East teams and improved to 12-0 all-time against teams from that league ... Tim Abromaitis' 26 points marked his second straight 20-plus point outing after scoring 21 against Chicago State ... It is the third time in his career that Abromaitis has recorded back-to-back 20-point performance ... With his 13 points and 11 rebounds, Tyrone Nash registered his second straight double-double and third of his career ... Notre Dame had six players in double figures for the first time since Jan. 14, 2003 against DePaul ... Ben Hansbrough has scored in double figures in all three games and extended his double-figure scoring streak to six games dating back to the 2009-10 campaign ... Notre Dame's eight three-pointers in the first half matched a season-high for three-pointers in a half ... Jack Cooley's 13 points were a career high and marked the second time that he has scored in double figures.		


GAME #5		NOTRE DAME GEORGIA	89 83								
November 25, 2010 • Orlando, Fla. (Old Spice Classic) HP Fieldhouse at the ESPN Wide World of Sports Complex											
<b>Georgia</b>	FG-A	3FG-A	FTA	REB	PF	TP	A	TO	BK	ST	MIN
Chris Barnes	1-1	0-0	0-0	1-4-5	3	2	0	0	0	1	19
Jeremy Price	0-0	0-0	3-4	1-3-4	5	3	1	0	1	1	20
Travis Leslie	9-16	1-3	4-6	5-4-9	4	23	3	2	0	5	47
Dustin Ware	3-13	3-13	0-0	0-1-1	2	9	5	1	0	1	45
Gerald Robinson	7-18	2-8	0-3	2-0-2	4	16	5	3	0	0	44
Marcus Thornton	1-1	0-0	0-0	0-0-0	0	2	0	1	0	0	4
Matt Bucklin	0-0	0-0	0-0	0-0-0	0	0	0	0	0	0	0+
Donte Williams	0-0	0-0	0-0	0-0-0	0	0	0	0	0	0	3
Connor Nolte	3-4	0-1	1-1	0-2-2	5	7	2	0	0	1	24
Sherrard Brantley	3-7	2-5	0-0	0-1-1	1	8	0	1	0	0	11
Trey Thompkins	5-13	1-4	2-6	2-8-10	3	13	3	4	3	1	33
Team			5-0-5					4	3	1	33
<b>Totals</b>	<b>32-73</b>	<b>9-34</b>	<b>10-20</b>	<b>16-23-39</b>	<b>27</b>	<b>83</b>	<b>19</b>	<b>12</b>	<b>4</b>	<b>9</b>	<b>250</b>
<b>Total FG%</b>	<b>1st Half: 15-29, 51.7%</b>		<b>2nd Half: 10-27, 37.0%</b>		<b>OT: 7-17, 41.2%</b>						<b>Game: 43.8%</b>
<b>3-PT FG%</b>	<b>1st Half: 4-14, 28.6%</b>		<b>2nd Half: 3-13, 23.1%</b>		<b>OT: 2-7, 28.6%</b>						<b>Game: 26.5%</b>
<b>FT %</b>	<b>1st Half: 3-3, 100.0%</b>		<b>2nd Half: 2-12, 16.7%</b>		<b>OT: 5-5, 100.0%</b>						<b>Game: 50.0%</b>
<b>Deadball Rebounds:</b>	<b>4</b>										


GAME #7		NOTRE DAME WISCONSIN	58 51								
November 28, 2010 • Orlando, Fla. (Old Spice Classic) HP Fieldhouse at the ESPN Wide World of Sports Complex											
<b>Wisconsin</b>	FG-A	3FG-A	FTA	REB	PF	TP	A	TO	BK	ST	MIN
Jon Leuer	6-16	3-7	4-4	1-4-5	1	19	1	2	0	1	38
Mike Bruesewitz	0-2	0-0	0-0	2-0-2	4	0	0	0	0	0	16
Keaton Nankivil	4-7	1-3	0-0	2-2-4	3	9	2	0	5	2	34
Jordan Taylor	6-19	2-7	0-0	0-4-4	5	14	5	1	0	0	38
Josh Gasser	0-3	0-1	0-0	0-3-3	5	0	2	0	0	0	22
Ben Brust	0-0	0-0	0-0	0-0-0	1	0	0	0	0	0	0+
Ryan Evans	1-3	0-0	0-0	1-4-5	1	2	1	0	0	0	16
Tim Jarmusz	1-4	1-4	0-0	0-1-1	1	3	1	0	0	2	21
Rob Wilson	0-1	0-1	0-0	0-3-3	0	0	2	0	0	0	9
Jared Berggren	2-2	0-0	0-0	0-1-1	1	4	0	1	0	0	6
Team			0-0-0					4	5	5	200
<b>Totals</b>	<b>20-57</b>	<b>7-23</b>	<b>4-4</b>	<b>6-22-28</b>	<b>22</b>	<b>51</b>	<b>14</b>	<b>4</b>	<b>5</b>	<b>5</b>	<b>200</b>
<b>Total FG%</b>	<b>1st Half: 9-31, 29.0%</b>		<b>2nd Half: 11-26, 42.3%</b>								<b>Game: 35.1%</b>
<b>3-PT FG%</b>	<b>1st Half: 1-10, 10.0%</b>		<b>2nd Half: 6-13, 46.2%</b>								<b>Game: 30.4%</b>
<b>FT %</b>	<b>1st Half: 0-0, 00.0%</b>		<b>2nd Half: 4-4, 100.0%</b>								<b>Game: 100.0%</b>
<b>Deadball Rebounds:</b>	<b>1</b>										

GAME #8		NOTRE DAME INDIANA STATE	81 72								
November 30, 2010 • Notre Dame, Ind. Purcell Pavilion at the Joyce Center											
<b>Indiana State</b>	FG-A	3FG-A	FTA	REB	PF	TP	A	TO	BK	ST	MIN
Carl Richard	5-9	0-1	4-5	1-3-4	4	14	1	1	0	3	31
Myles Walker	5-10	0-0	0-0	0-0-0	3	10	2	1	1	1	29
Jake Kelly	7-13	2-3	1-2	1-4-5	3	17	4	2	1	0	37
Jake Odum	1-4	0-1	3-4	0-2-2	4	5	4	0	1	1	29
Dwayne Lathan	7-16	2-5	6-7	0-1-1	1	22	2	3	0	1	31
Koang Doluony	1-3	0-2	0-0	1-0-1	1	2	0	0	1	0	13
Lucas Eitel	1-1	0-0	0-0	0-1-1	0	2	0	0	0	0	7
Isiah Martin	0-0	0-0	0-0	0-1-1	2	0	0	0	0	0	2
Steve McWhorter	0-0	0-0	0-0	0-0-0	0	0	0	0	0	0	2
RJ Mahurin	0-1	0-1	0-0	0-2-2	1	0	0	0	0	0	8
Aaron Carter	0-4	0-2	0-0	2-1-3	3	0	1	0	0	0	11
Team			5-2-7					7	4	7	200
<b>Totals</b>	<b>27-61</b>	<b>4-15</b>	<b>14-18</b>	<b>10-17-27</b>	<b>22</b>	<b>72</b>	<b>14</b>	<b>7</b>	<b>4</b>	<b>7</b>	<b>200</b>
<b>Total FG%</b>	<b>1st Half: 14-32, 43.8%</b>		<b>2nd Half: 13-29, 44.8%</b>								<b>Game: 44.3%</b>
<b>3-PT FG%</b>	<b>1st Half: 3-11, 27.3%</b>		<b>2nd Half: 1-4, 25.0%</b>								<b>Game: 26.7%</b>
<b>FT %</b>	<b>1st Half: 2-3, 66.7%</b>		<b>2nd Half: 12-15, 80.0%</b>								<b>Game: 77.8%</b>
<b>Deadball Rebounds:</b>	<b>1</b>										

GAME #5		NOTRE DAME GEORGIA	89 83								
November 25, 2010 • Orlando, Fla. (Old Spice Classic) HP Fieldhouse at the ESPN Wide World of Sports Complex											
<b>Georgia</b>	FG-A	3FG-A	FTA	REB	PF	TP	A	TO	BK	ST	MIN
Chris Barnes	1-1	0-0	0-0	1-4-5	3	2	0	0	0	1	19
Jeremy Price	0-0	0-0	3-4	1-3-4	5	3	1	0	1	1	20
Travis Leslie	9-16	1-3	4-6	5-4-9	4	23	3	2	0	5	47
Dustin Ware	3-13	3-13	0-0	0-1-1	2	9	5	1	0	1	45
Gerald Robinson	7-18	2-8	0-3	2-0-2	4	16	5	3	0	0	44
Marcus Thornton	1-1	0-0	0-0	0-0-0	0	2	0	1	0	0	4
Matt Bucklin	0-0	0-0	0-0	0-0-0	0	0	0	0	0	0	0+
Donte Williams	0-0	0-0	0-0	0-0-0	0	0	0	0	0	0	3
Connor Nolte	3-4	0-1	1-1	0-2-2	5	7	2	0	0	1	24
Sherrard Brantley	3-7	2-5	0-0	0-1-1	1	8	0	1	0	0	11
Trey Thompkins	5-13	1-4	2-6	2-8-10	3	13	3	4	3	1	33
Team			5-0-5					4	3	1	33
<b>Totals</b>	<b>32-73</b>	<b>9-34</b>	<b>10-20</b>	<b>16-23-39</b>	<b>27</b>	<b>83</b>	<b>19</b>	<b>12</b>	<b>4</b>	<b>9</b>	<b>250</b>
<b>Total FG%</b>	<b>1st Half: 15-29, 51.7%</b>		<b>2nd Half: 10-27, 37.0%</b>		<b>OT: 7-17, 41.2%</b>						<b>Game: 43.8%</b>
<b>3-PT FG%</b>	<b>1st Half: 4-14, 28.6%</b>		<b>2nd Half: 3-13, 23.1%</b>		<b>OT: 2-7, 28.6%</b>						<b>Game: 26.5%</b>
<b>FT %</b>	<b>1st Half: 3-3, 100.0%</b>		<b>2nd Half: 2-12, 16.7%</b>		<b>OT: 5-5, 100.0%</b>						<b>Game: 50.0%</b>
<b>Deadball Rebounds:</b>	<b>4</b>										

GAME #6		NOTRE DAME CALIFORNIA	57 44									
November 26, 2010 • Orlando, Fla. (Old Spice Classic) HP Fieldhouse at the ESPN Wide World of Sports Complex												
<b>Notre Dame</b>	FG-A	3FG-A	FTA	REB	PF	TP	A	TO	BK	ST	MIN	
Tyrone Nash	4-11	0-0	3-6	1-4-5	4	11	3	4	1	1	33	
Tim Abramaitis	2-10	0-4	3-5	3-8-11	1	7	2	1	2	0	37	
Carleton Scott	5-17	0-9	6-6	0-10-10	1	16	2	1	3	2	35	
Scott Martin	2-8	0-3	7-8	1-5-6	1	11	1	0	1	0	26	
Ben Hansbrough	1-3	1-3	4-6	1-5-6	3	7	1	2	0	1	30	
Eric Atkins	1-2	0-1	2-4	0-0-0	2	4	2	1	0	0	26	
Joey Brooks	0-0	0-0	0-0	0-0-0	1	0	0	0	0	0	5	
Jack Cooley	0-3	0-0	1-2	1-1-2	2	1	1	0	1	0	8	
Team			4-1-5					1	0	0	1	33
<b>Totals</b>	<b>15-54</b>	<b>1-20</b>	<b>26-37</b>	<b>11-34-45</b>	<b>15</b>	<b>57</b>	<b>12</b>	<b>10</b>	<b>8</b>	<b>4</b>	<b>200</b>	
<b>Total FG%</b>	<b>1st Half: 9-32, 28.1%</b>		<b>2nd Half: 6-22, 27.3%</b>								<b>Game: 27.8%</b>	
<b>3-PT FG%</b>	<b>1st Half: 0-13, 00.0%</b>		<b>2nd Half: 1-7, 14.3%</b>								<b>Game: 5.0%</b>	
<b>FT %</b>	<b>1st Half: 3-5, 60.0%</b>		<b>2nd Half: 23-32, 71.9%</b>								<b>Game: 70.3%</b>	
<b>Deadball Rebounds:</b>	<b>4</b>											

GAME #8		NOTRE DAME INDIANA STATE	81 72								
November 30, 2010 • Notre Dame, Ind. Purcell Pavilion at the Joyce Center											
<b>California</b>	FG-A	3FG-A	FTA	REB	PF	TP	A	TO	BK	ST	MIN
Harper Kamp	3-10	0-0	3-4	1-6-7	4	9	1	4	1	0	27
Markhuri Sanders-Frison	1-6	0-0	1-2	0-9-9	5	3	0	0	1	0	24
Jorge Gutierrez	3-13	1-2	0-0	0-3-3	3	7	4	4	1	2	36
Gary Franklin	3-14	3-12	0-0	0-2-2	4	9	3	2	0	0	28
Allon Crabbe	3-8	2-6	2-2	2-8-10	3	10	0	1	1	0	34
Nigel Carter	0-1	0-0	0-0	0-0-0	3	0	0	0	1	0	8
Brandon Smith	1-2	0-0	0-0	0-2-2	1	2	0	2	0	1	13
Bak Bak	0-0	0-0	0-0	0-1-1	1	0	0	0	0	0	2
Richard Solomon	2-7	0-1	0-1	4-2-6	4	4	0	2	1	1	25
Emerson Murray	0-0	0-0	0-0	0-0-0	0	0	0	0	0	0	3
Team			3-1-4					15	6	4	200
<b>Totals</b>	<b>16-61</b>	<b>6-21</b>	<b>6-9</b>	<b>10-34-44</b>	<b>28</b>	<b>44</b>	<b>8</b>	<b>15</b>	<b>6</b>	<b>4</b>	<b>200</b>
<b>Total FG%</b>	<b>1st Half: 2-25, 8.0%</b>		<b>2nd Half: 14-36, 38.9%</b>								<b>Game: 26.2%</b>
<b>3-PT FG%</b>	<b>1st Half: 0-8, 25.0%</b>		<b>2nd Half: 6-13, 46.2%</b>								<b>Game: 28.6%</b>
<b>FT %</b>	<b>1st Half: 1-2, 50.0%</b>		<b>2nd Half: 5-7, 71.4%</b>								<b>Game: 66.7%</b>
<b>Deadball Rebounds:</b>	<b>3</b>										

GAME #8		NOTRE DAME INDIANA STATE	81 72								
November 30, 2010 • Notre Dame, Ind. Purcell Pavilion at the Joyce Center											
<b>Indiana State</b>	FG-A	3FG-A	FTA	REB	PF	TP	A	TO	BK	ST	MIN
Carl Richard	5-9	0-1	4-5	1-3-4	4	14	1	1</			

<b>GAME #9</b>		<b>NOTRE DAME</b>	<b>58</b>
		<b>KENTUCKY</b>	<b>72</b>

December 8, 2010 • Louisville, Ky. (SEC/BIG EAST Invitational)

Freedom Hall													
Notre Dame	FG-A	3FG-A	FTA	REB	PF	TP	A	TO	BK	ST	MIN		
Tyrone Nash	3-7	0-0	2-4	1-1-2	2	8	1	4	0	1	25		
Tim Abramaitis	1-7	0-4	2-2	1-7-8	1	4	2	1	1	0	31		
Carleton Scott	4-11	0-4	2-3	2-6-8	3	10	1	0	2	0	31		
Scott Martin	3-8	1-4	0-0	1-4-5	4	7	1	0	0	0	27		
Ben Hansbrough	7-15	5-9	2-3	0-0-0	4	21	2	3	0	0	38		
Eric Atkins	0-4	0-2	4-6	3-2-5	2	4	4	1	0	0	31		
Joey Brooks	0-0	0-0	0-0	0-0-0	0	0	0	0	0	0	4		
Jack Cooley	2-3	0-0	0-2	1-4-5	3	4	2	1	0	0	13		
Team	1-0-1												
<b>Totals</b>	<b>20-55</b>	<b>6-23</b>	<b>12-20</b>	<b>10-24-34</b>	<b>19</b>	<b>58</b>	<b>13</b>	<b>10</b>	<b>3</b>	<b>2</b>	<b>200</b>		
<b>Total FG%</b>	1st Half: 14-25, 56.0%			2nd Half: 6-30, 20.0%			<b>Game: 36.4%</b>						
<b>3-PT FG%</b>	1st Half: 5-10, 50.0%			2nd Half: 1-13, 7.7%			<b>Game: 26.1%</b>						
<b>FT %</b>	1st Half: 7-10, 70.0%			2nd Half: 5-10, 50.0%			<b>Game: 60.0%</b>						
<b>Deadball Rebounds:</b> 4													

Kentucky	FG-A	3FG-A	FTA	REB	PF	TP	A	TO	BK	ST	MIN		
Terrence Jones	9-18	2-5	7-10	2-15-17	0	27	3	1	2	1	38		
Josh Harrellson	0-2	0-0	0-0	4-5-9	2	0	0	1	0	1	20		
Darius Miller	1-5	1-2	4-6	2-3-5	3	7	2	2	0	0	37		
Brandon Knight	7-17	2-6	4-4	1-3-4	4	20	5	2	0	1	39		
DeAndre Liggins	2-4	2-4	0-0	1-0-1	2	6	0	3	0	0	26		
Stacey Poole	1-1	1-1	0-0	1-0-1	0	3	0	0	0	0	2		
Jon Hood	1-2	1-1	0-0	0-0-0	2	3	0	0	0	0	4		
Doron Lamb	2-8	0-5	2-2	0-2-2	3	6	1	0	0	0	25		
Eloy Vargas	0-0	0-0	0-0	0-1-1	0	0	0	0	0	1	9		
Team	2-0-2												
<b>Totals</b>	<b>23-57</b>	<b>9-24</b>	<b>17-22</b>	<b>13-29-42</b>	<b>16</b>	<b>72</b>	<b>11</b>	<b>9</b>	<b>2</b>	<b>4</b>	<b>200</b>		
<b>Total FG%</b>	1st Half: 15-30, 50.0%			2nd Half: 8-27, 29.6%			<b>Game: 40.4%</b>						
<b>3-PT FG%</b>	1st Half: 4-9, 44.4%			2nd Half: 5-15, 33.3%			<b>Game: 37.5%</b>						
<b>FT %</b>	1st Half: 6-8, 75.0%			2nd Half: 11-14, 78.6%			<b>Game: 77.3%</b>						
<b>Deadball Rebounds:</b> 2													

SCORE BY PERIODS	1	2	F
Notre Dame	40	18	58
Kentucky	40	32	72

OFFICIALS: John Cahill, Tony Greene, Jamie Luckie  
 TECHNICALS: Notre Dame - None, Kentucky - None.  
 ATTENDANCE: 17,404

Notes: Notre Dame made its first-ever appearance in the SEC/BIG EAST Invitational ... The Irish lost at Freedom Hall for the 11th straight time and have not won there since Jan. 31, 1988 ... Notre Dame fell to 18-42 all-time against Kentucky ... The 18 second-half points scored by the Irish matched the fewest ever in a second half under Mike Brey ... Notre Dame's 20.0 field goal shooting percentage was the lowest ever in the second half by an Irish team under Brey ... The Irish were outbounded for the first time this season ... Ben Hansbrough topped the 20-plus point mark for the fourth time in 2010-11 and 11th time during his career ... Carleton Scott netted double figures for the seventh consecutive game, the longest double-figure scoring streak of his career.

<b>GAME #11</b>		<b>NOTRE DAME</b>	<b>88</b>
		<b>STONY BROOK</b>	<b>62</b>

December 19, 2010 • Notre Dame, Ind.

Purcell Pavilion at the Joyce Center													
Stony Brook	FG-A	3FG-A	FTA	REB	PF	TP	A	TO	BK	ST	MIN		
Danny Carter	1-2	0-1	0-0	2-3-5	1	2	1	2	0	1	19		
Al Rapier	1-5	0-0	0-0	1-2-3	3	2	2	3	0	1	19		
Anthony Mayo	3-7	0-0	0-0	1-3-4	2	6	0	0	1	0	20		
Bryan Dougher	1-9	1-4	0-0	0-0-0	0	3	0	1	0	0	25		
Marcus Rouse	6-11	2-4	1-2	1-2-3	2	15	2	0	0	1	26		
Prebye Prebony	1-3	0-0	2-2	1-3-4	1	4	4	0	1	0	16		
Anthony Jackson	5-8	2-5	0-0	1-2-3	3	12	1	1	0	1	15		
Dave Coley	5-13	1-2	0-0	0-4-4	1	11	0	1	0	0	24		
Leonard Hayes	0-0	0-0	0-0	0-1-1	1	0	0	0	0	0	4		
Aric McAlister	1-2	0-0	0-0	1-0-1	2	2	0	0	0	1	13		
Dallis Joyner	2-9	0-0	1-4	2-0-2	1	5	0	0	0	0	19		
Team	1-0-1												
<b>Totals</b>	<b>26-69</b>	<b>6-16</b>	<b>4-8</b>	<b>12-21-33</b>	<b>17</b>	<b>62</b>	<b>11</b>	<b>8</b>	<b>2</b>	<b>5</b>	<b>200</b>		
<b>Total FG%</b>	1st Half: 12-33, 36.4%			2nd Half: 14-36, 38.9%			<b>Game: 37.7%</b>						
<b>3-PT FG%</b>	1st Half: 3-6, 50.0%			2nd Half: 3-10, 30.0%			<b>Game: 37.5%</b>						
<b>FT %</b>	1st Half: 1-2, 50.0%			2nd Half: 3-6, 50.0%			<b>Game: 50.0%</b>						
<b>Deadball Rebounds:</b> 2													

Notre Dame	FG-A	3FG-A	FTA	REB	PF	TP	A	TO	BK	ST	MIN		
Tyrone Nash	1-4	0-0	2-2	1-5-6	2	4	2	2	2	1	26		
Tim Abramaitis	8-13	2-5	4-5	2-6-8	0	22	3	2	2	1	31		
Carleton Scott	8-8	4-4	0-0	2-2-4	0	20	5	1	0	0	26		
Scott Martin	4-6	1-1	0-0	1-5-6	1	9	3	0	0	2	21		
Ben Hansbrough	4-14	2-7	4-4	0-4-4	2	14	8	0	0	1	28		
Eric Atkins	1-3	0-1	0-0	0-3-3	2	2	5	2	0	0	29		
Tom Kopko	0-0	0-0	0-0	0-0-0	0	0	0	0	0	0	2		
Alex Dragicevich	0-0	0-0	0-0	0-0-0	0	0	0	0	0	0	4		
Tom Knight	0-2	0-0	0-0	0-1-1	0	0	0	0	0	0	4		
Joey Brooks	3-5	0-0	0-0	0-2-2	2	6	1	2	0	0	10		
Mike Broghammer	2-4	0-0	0-0	0-0-0	0	4	0	0	0	0	9		
Jack Cooley	3-4	0-0	1-1	1-2-3	1	7	0	0	1	0	10		
Team	1-0-1												
<b>Totals</b>	<b>34-63</b>	<b>9-18</b>	<b>11-12</b>	<b>9-33-42</b>	<b>10</b>	<b>88</b>	<b>28</b>	<b>9</b>	<b>5</b>	<b>4</b>	<b>200</b>		
<b>Total FG%</b>	1st Half: 15-31, 48.4%			2nd Half: 19-32, 59.4%			<b>Game: 54.0%</b>						
<b>3-PT FG%</b>	1st Half: 4-11, 36.4%			2nd Half: 5-7, 71.4%			<b>Game: 50.0%</b>						
<b>FT %</b>	1st Half: 7-8, 87.5%			2nd Half: 4-4, 100.0%			<b>Game: 91.7%</b>						
<b>Deadball Rebounds:</b> 0													

SCORE BY PERIODS	1	2	F
Stony Brook	28	34	62
Notre Dame	41	47	88

OFFICIALS: Ed Corbett, Les Jones, Lamar Simpson  
 TECHNICALS: Stony Brook - None, Notre Dame - None  
 ATTENDANCE: 6,211  
 Notes: Carleton Scott topped the 20-point mark for the second straight game and second time in his career as he extended his current double-figure scoring streak to a personal best nine consecutive games ... With his eight-for-eight performance from the field, Scott equaled the best field goal percentage by an Irish player since Torin Francis hit on all eight of his field goal attempts against Maryland on Dec. 7, 2002 ... His five assists also marked a career best ... Ben Hansbrough has faltered three-point field in 15 consecutive games ... Notre Dame dished off 20-plus assists for the fifth time this season and the 28 assists were the second-highest total of the season ... Tim Abramaitis reached double figures for the ninth time and tallied 20-plus points for the fifth time (13th in his career) ... The Irish eclipsed the 80-point mark for the seventh time and the 41 first-half points marked the seventh time this season that the Irish had netted 40-plus points in the first half ... Notre Dame has outbounded 10 of its 11 opponents.

<b>GAME #10</b>		<b>NOTRE DAME</b>	<b>83</b>
		<b>GONZAGA</b>	<b>79</b>

December 11, 2010 • Notre Dame, Ind.

Purcell Pavilion at the Joyce Center													
Gonzaga	FG-A	3FG-A	FTA	REB	PF	TP	A	TO	BK	ST	MIN		
Elias Harris	6-9	1-2	6-6	1-4-5	5	19	4	2	1	1	24		
Mathis Monninghoff	1-2	1-1	0-0	0-1-1	1	3	1	0	0	0	13		
Robert Sacer	8-13	0-0	0-0	1-5-6	5	16	1	2	2	0	36		
Demetri Goodson	0-4	0-1	0-0	1-0-1	5	0	4	0	0	0	25		
Steven Gray	6-13	5-10	1-2	0-2-2	5	18	8	1	0	0	37		
Marquise Carter	2-5	0-1	1-2	0-0-0	1	5	1	0	0	0	14		
Mangisto Arop	5-6	4-5	2-2	0-5-5	2	16	0	3	0	0	32		
David Stockton	0-0	0-0	0-0	0-0-0	0	0	0	0	0	0	0+		
Kelly Olynyk	0-2	0-0	0-0	0-1-1	1	0	1	0	0	0	11		
Michael Hart	0-0	0-0	0-0	0-0-0	0	0	0	0	0	0	0		
Sam Dower	1-1	0-0	0-0	0-0-0	2	2	0	1	0	0	7		
Team	2-4-6												
<b>Totals</b>	<b>29-55</b>	<b>11-20</b>	<b>10-12</b>	<b>5-22-27</b>	<b>27</b>	<b>79</b>	<b>20</b>	<b>9</b>	<b>3</b>	<b>3</b>	<b>200</b>		
<b>Total FG%</b>	1st Half: 14-26, 53.8%			2nd Half: 15-29, 51.7%			<b>Game: 52.7%</b>						
<b>3-PT FG%</b>	1st Half: 5-9, 55.6%			2nd Half: 6-11, 54.5%			<b>Game: 55.0%</b>						
<b>FT %</b>	1st Half: 4-4, 100.0%			2nd Half: 6-8, 75.0%			<b>Game: 83.3%</b>						
<b>Deadball Rebounds:</b> 1													

Notre Dame	FG-A	3FG-A	FTA	REB	PF	TP	A	TO	BK	ST	MIN	
Tyrone Nash	1-2	0-0	1-1	0-1-1	4	3	5	1	0	1	24	
Tim Abramaitis	7-13	4-6	3-3	2-6-8	1	21	4	1	0	0	39	
Carleton Scott	6-9	3-5	8-9	1-3-4	1	23	2	1	1	0	21	
Scott Martin	3-6	2-3	1-2	1-2-3	4	9	2	3	0	0	35	
Ben Hansbrough	3-7	1-2	6-9	0-3-3	2	13	3	2	0	0	36	
Eric Atkins	3-9	1-4	5-10	1-6-7	2	12	3	0	0	1	34	
Joey Brooks	0-0	0-0	0-2	0-0-0	0	0	0	0	0	0	1	
Mike Broghammer	0-0	0-0	0-0	0-0-0	0	0	0	0	0	0	1	
Jack Cooley	1-2	0-0	0-0	1-0-1	3	2	0	0	0	1	9	
Team	0											

GAME #13	G	NOTRE DAME							69			
		GEORGETOWN							55			
December 29, 2010 • Notre Dame, Ind. Purcell Pavilion at the Joyce Center												
Georgetown		FG-A	3FG-A	FTA	REB	PF	TP	A	TO	BK	ST	MIN
Hollis Thompson	2-4	0-2	0-0	1-5-6	2	4	0	3	0	1	19	
Julian Vaughn	2-4	0-0	0-0	0-3-3	4	4	2	0	2	0	17	
Chris Wright	1-9	0-5	1-3	0-1-1	3	3	6	3	0	0	34	
Austin Freeman	9-16	1-4	2-4	1-2-3	3	21	3	4	0	1	36	
Jason Clark	3-9	2-8	0-0	1-4-5	1	8	2	2	0	3	35	
Markel Starks	0-0	0-0	0-0	0-0-0	0	0	0	0	0	0	1	
Vee Sanford	2-4	0-1	2-2	2-2-4	2	6	0	0	1	0	12	
Henry Sims	2-5	0-1	0-0	2-5-7	4	4	2	1	2	1	23	
Jerrelle Benimon	0-0	0-0	0-0	1-0-2	2	0	0	0	1	0	10	
Nate Lubick	2-3	1-1	0-0	0-0-0	2	5	1	1	0	0	13	
Team				2-0-2								
<b>Totals</b>	<b>23-54</b>	<b>4-22</b>	<b>5-9</b>	<b>10-23-33</b>	<b>24</b>	<b>55</b>	<b>16</b>	<b>15</b>	<b>6</b>	<b>6</b>	<b>200</b>	
<b>Total FG%</b>	<b>1st Half: 10-28, 35.7%</b>			<b>2nd Half: 13-26, 50.0%</b>			<b>Game: 42.6%</b>					
<b>3-PT FG%</b>	<b>1st Half: 3-13, 23.1%</b>			<b>2nd Half: 1-9, 11.1%</b>			<b>Game: 18.2%</b>					
<b>FT %</b>	<b>1st Half: 3-7, 42.9%</b>			<b>2nd Half: 2-2, 100.0%</b>			<b>Game: 55.6%</b>					
<b>Deadball Rebounds: 1</b>												
Notre Dame		FG-A	3FG-A	FTA	REB	PF	TP	A	TO	BK	ST	MIN
Tyrone Nash	5-11	0-0	5-6	6-4-10	2	15	3	2	1	0	33	
Tim Abromaitis	6-12	5-7	3-3	1-3-4	1	20	1	3	0	1	39	
Carleton Scott	0-6	0-4	4-4	0-7-7	2	4	4	1	2	2	37	
Scott Martin	5-9	1-1	0-4	0-3-3	1	11	1	1	0	1	30	
Ben Hansbrough	3-11	1-1	10-10	3-3-6	3	17	3	2	0	2	37	
Eric Atkins	0-2	0-1	0-0	0-1-1	4	0	2	1	0	0	19	
Jack Cooley	1-1	0-0	0-0	1-0-1	0	2	0	0	0	0	5	
Team				0-3-3								
<b>Totals</b>	<b>20-52</b>	<b>7-16</b>	<b>22-27</b>	<b>11-24-35</b>	<b>13</b>	<b>69</b>	<b>14</b>	<b>11</b>	<b>3</b>	<b>6</b>	<b>200</b>	
<b>Total FG%</b>	<b>1st Half: 10-27, 37.0%</b>			<b>2nd Half: 10-25, 40.0%</b>			<b>Game: 38.5%</b>					
<b>3-PT FG%</b>	<b>1st Half: 3-8, 37.5%</b>			<b>2nd Half: 4-8, 50.0%</b>			<b>Game: 43.8%</b>					
<b>FT %</b>	<b>1st Half: 11-14, 78.6%</b>			<b>2nd Half: 11-13, 84.6%</b>			<b>Game: 81.5%</b>					
<b>Deadball Rebounds: 3</b>												
SCORE BY PERIODS		1	2	F								
Georgetown		26	29	55								
Notre Dame		34	35	69								
OFFICIALS:		Pat Driscoll, Mike Roberts, Karl Hess										
TECHNICALS:		Georgetown - None, Notre Dame - None										
ATTENDANCE:		9,149										

GAME #15	UNIVERSITY OF CONNECTICUT HUSKIES	NOTRE DAME							73			
		CONNECTICUT							70			
January 4, 2011 • Notre Dame, Ind. Purcell Pavilion at the Joyce Center												
Connecticut		FG-A	3FG-A	FTA	REB	PF	TP	A	TO	BK	ST	MIN
Roscoe Smith	5-8	0-1	1-2	1-3-4	2	11	0	0	1	0	32	
Alex Oriakhi	0-3	0-0	0-0	0-6-6	5	0	2	3	2	0	23	
Charles Okwandu	1-2	0-0	0-0	0-1-1	2	2	1	0	1	1	17	
Jeremy Lamb	3-5	2-3	0-0	3-1-4	2	8	0	1	0	0	20	
Kemba Walker	8-23	0-5	3-3	0-7-7	4	19	5	3	1	3	37	
Donnell Beverley	0-0	0-0	0-0	0-1-1	0	0	1	0	0	0	8	
Jamal Coombs-McDaniel	4-7	1-2	0-0	2-2-4	2	9	0	1	0	0	17	
Niels Giffey	1-4	1-3	0-0	0-0-0	0	3	2	0	0	1	10	
Tyler Olander	0-1	0-0	0-0	1-1-2	3	0	0	1	0	0	8	
Shabazz Napier	4-6	3-4	7-7	1-1-2	3	18	5	3	1	1	28	
Team				2-0-2								
<b>Totals</b>	<b>26-59</b>	<b>7-18</b>	<b>11-12</b>	<b>10-23-33</b>	<b>23</b>	<b>70</b>	<b>16</b>	<b>12</b>	<b>6</b>	<b>6</b>	<b>200</b>	
<b>Total FG%</b>	<b>1st Half: 12-30, 40.0%</b>			<b>2nd Half: 14-29, 48.3%</b>			<b>Game: 44.1%</b>					
<b>3-PT FG%</b>	<b>1st Half: 3-8, 37.5%</b>			<b>2nd Half: 4-10, 40.0%</b>			<b>Game: 38.9%</b>					
<b>FT %</b>	<b>1st Half: 3-4, 75.0%</b>			<b>2nd Half: 8-8, 100.0%</b>			<b>Game: 91.7%</b>					
<b>Deadball Rebounds: 0</b>												
Notre Dame		FG-A	3FG-A	FTA	REB	PF	TP	A	TO	BK	ST	MIN
Tyrone Nash	3-8	0-0	5-6	3-4-7	4	11	3	1	3	0	26	
Tim Abromaitis	6-9	3-5	4-10	1-6-7	2	19	1	3	1	2	39	
Eric Atkins	2-6	1-2	2-5	0-1-1	2	7	5	0	0	3	39	
Scott Martin	4-12	2-6	3-4	1-2-3	4	13	2	2	1	0	31	
Ben Hansbrough	7-16	2-6	5-6	2-3-5	2	21	4	2	0	1	40	
Joey Brooks	0-0	0-0	0-0	0-0-0	1	0	0	0	0	0	7	
Jack Cooley	1-2	0-0	0-0	2-4-6	2	2	0	0	0	1	18	
Team				3-4-7								
<b>Totals</b>	<b>23-53</b>	<b>8-19</b>	<b>19-31</b>	<b>12-24-36</b>	<b>17</b>	<b>73</b>	<b>15</b>	<b>8</b>	<b>5</b>	<b>7</b>	<b>200</b>	
<b>Total FG%</b>	<b>1st Half: 12-29, 41.4%</b>			<b>2nd Half: 11-24, 45.8%</b>			<b>Game: 43.4%</b>					
<b>3-PT FG%</b>	<b>1st Half: 7-14, 50.0%</b>			<b>2nd Half: 1-5, 20.0%</b>			<b>Game: 42.1%</b>					
<b>FT %</b>	<b>1st Half: 7-12, 58.3%</b>			<b>2nd Half: 12-19, 63.2%</b>			<b>Game: 61.3%</b>					
<b>Deadball Rebounds: 3</b>												
SCORE BY PERIODS		1	2	F								
Connecticut		30	40	70								
Notre Dame		38	35	73								
OFFICIALS:		Tim Higgins, James Breeding, Mike Roberts										
TECHNICALS:		Connecticut - None, Notre Dame - None										
ATTENDANCE:		7,291										

GAME #14	S	NOTRE DAME							58			
		SYRACUSE							70			
January 1, 2011 • Syracuse, N.Y. Carrier Dome												
Notre Dame		FG-A	3FG-A	FTA	REB	PF	TP	A	TO	BK	ST	MIN
Tyrone Nash	2-4	0-0	1-2	3-3-6	1	5	1	1	1	0	36	
Tim Abromaitis	6-15	3-6	0-1	3-4-7	3	15	2	4	0	1	38	
Carleton Scott	4-5	1-2	0-0	0-0-0	3	9	2	2	0	0	25	
Scott Martin	3-9	0-2	4-4	1-6-7	2	10	6	5	1	1	34	
Bear Hasbrough	5-13	2-8	0-0	0-3-3	2	12	5	0	0	2	37	
Eric Atkins	1-5	1-3	0-0	1-0-1	2	3	2	2	0	2	16	
Tom Knight	0-0	0-0	0-0	0-0-0	0	0	0	0	0	0	0+	
Joey Brooks	0-0	0-0	0-0	0-0-0	0	0	0	0	0	0	1	
Mike Broghammer	0-0	0-0	0-0	0-0-0	0	0	0	0	0	0	1	
Jack Cooley	2-3	0-0	0-0	1-1-2	2	4	0	0	1	0	12	
Team				2-0-2								
<b>Totals</b>	<b>23-54</b>	<b>7-21</b>	<b>5-7</b>	<b>11-17-28</b>	<b>15</b>	<b>58</b>	<b>18</b>	<b>15</b>	<b>3</b>	<b>6</b>	<b>200</b>	
<b>Total FG%</b>	<b>1st Half: 13-30, 43.3%</b>			<b>2nd Half: 10-24, 41.7%</b>			<b>Game: 42.6%</b>					
<b>3-PT FG%</b>	<b>1st Half: 4-13, 30.8%</b>			<b>2nd Half: 3-8, 37.5%</b>			<b>Game: 33.3%</b>					
<b>FT %</b>	<b>1st Half: 3-5, 60.0%</b>			<b>2nd Half: 2-2, 100.0%</b>			<b>Game: 71.4%</b>					
<b>Deadball Rebounds: 1</b>												
Syracuse		FG-A	3FG-A	FTA	REB	PF	TP	A	TO	BK	ST	MIN
Rick Jackson	4-9	0-0	4-8	4-1-5	1	12	3	2	6	1	36	
Kris Joseph	8-17	2-5	0-0	1-7-8	2	18	0	2	0	2	39	
Fab Melo	0-1	0-0	0-0	1-0-1	1	0	0	1	0	1	7	
Scoop Jardine	5-9	1-4	4-6	0-2-2	2	15	9	5	0	1	37	
Brandon Triche	3-6	0-2	0-0	3-1-4	0	6	0	1	0	0	18	
Dion Waiters	2-7	0-2	1-1	0-3-3	3	5	2	0	0	2	26	
C.J. Fair	1-1	0-0	0-0	1-2-3	0	2	0	0	0	0	4	
Baye Moussa Keita	0-0	0-0	0-0	0-1-1	1	0	0	0	0	0	11	
James Southerland	5-7	2-4	0-0	1-2-3	2	12	1	0	1	3	23	
Team				4-2-6								
<b>Totals</b>	<b>28-57</b>	<b>5-17</b>	<b>9-15</b>	<b>15-21-36</b>	<b>12</b>	<b>70</b>	<b>15</b>	<b>11</b>	<b>7</b>	<b>10</b>	<b>200</b>	
<b>Total FG%</b>	<b>1st Half: 13-29, 44.8%</b>			<b>2nd Half: 15-28, 53.6%</b>			<b>Game: 49.1%</b>					
<b>3-PT FG%</b>	<b>1st Half: 2-8, 25.0%</b>			<b>2nd Half: 3-9, 33.3%</b>			<b>Game: 29.4%</b>					
<b>FT %</b>	<b>1st Half: 6-10, 60.0%</b>			<b>2nd Half: 3-5, 60.0%</b>			<b>Game: 60.0%</b>					
<b>Deadball Rebounds: 3</b>												
SCORE BY PERIODS		1	2	F								
Notre Dame		33	25	58								
Syracuse		34	36	70								
OFFICIALS:		John Cahill, Mike Eades, Michael Stephens										
TECHNICALS:		Notre Dame - None, Syracuse - None										
ATTENDANCE:		23,058										

**Notes:** Notre Dame played its second top-10 team for the second consecutive game ... The Irish lost its third straight to the Orange and fell to 3-9 all-time at the Carrier Dome ... Mike Brey is now 5-12 all-time against Syracuse ... Tim Abromaitis had his four-game 20-plus point streak snapped ... Notre Dame's 15 turnovers were the second most this season ... The Orange's 49.1 percent field goal percentage was the best against the Irish to date ... Notre Dame was outrebounded for just the second time this season ... Syracuse's 10 steals were the most by an Irish opponent ... Scott Martin notched double figures for a season-high third consecutive contest ... Notre Dame's five three throws made and seven attempted were both season lows.



2010-11 Notre Dame Men's Basketball  
 Notre Dame Combined Team Statistics (as of Jan 04, 2011)  
 All games

RECORD:	OVERALL	HOME	AWAY	NEUTRAL
ALL GAMES	13-2	10-0	0-1	3-1
CONFERENCE	2-1	2-0	0-1	0-0
NON-CONFERENCE	11-1	8-0	0-0	3-1

##	Player	gp-gs	min	avg	Total		3-Point		F-Throw		Rebounds				pf	dq	a	to	blk	stl	pts	avg	
					fg-fga	fg%	3fg-fga	3fg%	ft-fta	ft%	off	def	tot	avg									
21	ABROMAITIS, Tim	15-15	508	33.9	76-173	.439	35-87	.402	60-77	.779	23	85	108	7.2	23	0	33	26	10	13	247	16.5	
23	HANSBROUGH, Ben	15-15	503	33.5	71-162	.438	37-83	.446	55-69	.797	15	40	55	3.7	37	0	60	31	0	16	234	15.6	
34	SCOTT, Carleton	14-14	400	28.6	58-114	.509	20-58	.345	30-34	.882	15	74	89	6.4	34	1	36	19	25	8	166	11.9	
01	NASH, Tyrone	15-15	428	28.5	41-94	.436	0-0	.000	71-96	.740	39	56	95	6.3	29	0	42	24	10	6	153	10.2	
14	MARTIN, Scott	14-14	386	27.6	50-111	.450	14-41	.341	26-41	.634	15	48	63	4.5	27	0	27	21	4	5	140	10.0	
00	ATKINS, Eric	15-2	403	26.9	31-79	.392	12-34	.353	22-35	.629	10	33	43	2.9	25	0	51	17	1	8	96	6.4	
45	COOLEY, Jack	15-0	169	11.3	28-42	.667	0-0	.000	11-17	.647	25	25	50	3.3	24	0	6	5	8	4	67	4.5	
12	DRAGICEVICH, Alex	6-0	37	6.2	3-10	.300	1-4	.250	7-8	.875	3	4	7	1.2	1	0	1	0	0	0	14	2.3	
25	KNIGHT, Tom	7-0	36	5.1	7-15	.467	0-0	.000	2-2	1.000	6	7	13	1.9	1	0	2	1	2	0	16	2.3	
33	BROGHAMMER, Mike	8-0	48	6.0	7-19	.368	0-0	.000	2-6	.333	6	4	10	1.3	8	0	1	2	1	0	16	2.0	
32	BROOKS, Joey	13-0	115	8.8	9-24	.375	1-9	.111	5-12	.417	5	14	19	1.5	11	0	10	10	0	5	24	1.8	
05	KOPKO, Tom	6-0	17	2.8	1-6	.167	1-4	.250	0-0	.000	2	0	2	0.3	0	0	2	0	0	0	3	0.5	
Team											22	29	51										
Total.....		15	3050	382-849		.450	121-320	.378	291-397	.733	186	419	605	40.3	220	1	271	159	61	65	1176	78.4	
Opponents.....		15	3050	360-898		.401	94-300	.313	143-207	.691	152	334	486	32.4	329	-	215	164	55	82	957	63.8	

TEAM STATISTICS	ND	OPP	Date	Opponent	Score	Att.	
SCORING	1176	957	11-12-10	GEORGIA SOUTHERN	w 98-61	8165	
Points per game	78.4	63.8	11-14-10	LIBERTY	w 72-51	6478	
Scoring margin	+14.6	-	11-17-10	CHICAGO STATE	w 102-62	6252	
FIELD GOALS-ATT	382-849	360-898	11-22-10	MAINE	w 97-72	6303	
Field goal pct	.450	.401	^ 11-25-10	vs Georgia	wo2 89-83	2973	
3 POINT FG-ATT	121-320	94-300	^ 11-26-10	vs California	w 57-44	2932	
3-point FG pct	.378	.313	^ 11-28-10	vs Wisconsin	w 58-51	3428	
3-pt FG made per game	8.1	6.3	11-30-10	INDIANA STATE	w 81-72	7080	
FREE THROWS-ATT	291-397	143-207	@ 12-8-10	vs Kentucky	L 58-72	17404	
Free throw pct	.733	.691	12-11-10	GONZAGA	w 83-79	8570	
F-Throws made per game	19.4	9.5	12-19-10	STONY BROOK	w 88-62	6211	
REBOUNDS	605	486	12-22-10	UMBC	w 93-53	6265	
Rebounds per game	40.3	32.4	* 12-29-10	GEORGETOWN	w 69-55	9149	
Rebounding margin	+7.9	-	* 1-1-11	at Syracuse	L 58-70	23058	
ASSISTS	271	215	* 1-4-11	CONNECTICUT	w 73-70	7291	
Assists per game	18.1	14.3					
TURNOVERS	159	164					
Turnovers per game	10.6	10.9					
Turnover margin	+0.3	-					
Assist/turnover ratio	1.7	1.3					
STEALS	65	82					
Steals per game	4.3	5.5					
BLOCKS	61	55					
Blocks per game	4.1	3.7					
ATTENDANCE	71764	49795					
Home games-Avg/Game	10-7176	1-23058					
Neutral site-Avg/Game	-	4-6684					

\* = Conference game  
 ^ = Old Spice Classic (Orlando, Fla.)  
 @ = SEC/BIG EAST Invitational (Louisville, Ky.)

Score by Periods	1st	2nd	OT	OT2	Totals
Notre Dame	590	559	7	20	1176
Opponents	428	508	7	14	957

2010-11 Notre Dame Men's Basketball  
 Notre Dame Season Box Score (as of Jan 04, 2011)  
 All games

RECORD:	OVERALL	HOME	AWAY	NEUTRAL
ALL GAMES	13-2	10-0	0-1	3-1
CONFERENCE	2-1	2-0	0-1	0-0
NON-CONFERENCE	11-1	8-0	0-0	3-1

##	Player	gp-gs	min	avg	Total		3-Point		F-Throw		Rebounds					a	to	blk	stl	pts	avg	
					fg-fga	fg%	3fg-fga	3fg%	ft-fa	ft%	off	def	tot	avg	pf							dq
21	ABROMAITIS, Tim	15-15	508	33.9	76-173	.439	35-87	.402	60-77	.779	23	85	108	7.2	23	0	33	26	10	13	247	16.5
23	HANSBROUGH, Ben	15-15	503	33.5	71-162	.438	37-83	.446	55-69	.797	15	40	55	3.7	37	0	60	31	0	16	234	15.6
34	SCOTT, Carleton	14-14	400	28.6	58-114	.509	20-58	.345	30-34	.882	15	74	89	6.4	34	1	36	19	25	8	166	11.9
01	NASH, Tyrone	15-15	428	28.5	41-94	.436	0-0	.000	71-96	.740	39	56	95	6.3	29	0	42	24	10	6	153	10.2
14	MARTIN, Scott	14-14	386	27.6	50-111	.450	14-41	.341	26-41	.634	15	48	63	4.5	27	0	27	21	4	5	140	10.0
00	ATKINS, Eric	15-2	403	26.9	31-79	.392	12-34	.353	22-35	.629	10	33	43	2.9	25	0	51	17	1	8	96	6.4
45	COOLEY, Jack	15-0	169	11.3	28-42	.667	0-0	.000	11-17	.647	25	25	50	3.3	24	0	6	5	8	4	67	4.5
12	DRAGICEVICH, Alex	6-0	37	6.2	3-10	.300	1-4	.250	7-8	.875	3	4	7	1.2	1	0	1	0	0	0	14	2.3
25	KNIGHT, Tom	7-0	36	5.1	7-15	.467	0-0	.000	2-2	1.000	6	7	13	1.9	1	0	2	1	2	0	16	2.3
33	BROGHAMMER, Mike	8-0	48	6.0	7-19	.368	0-0	.000	2-6	.333	6	4	10	1.3	8	0	1	2	1	0	16	2.0
32	BROOKS, Joey	13-0	115	8.8	9-24	.375	1-9	.111	5-12	.417	5	14	19	1.5	11	0	10	10	0	5	24	1.8
05	KOPKO, Tom	6-0	17	2.8	1-6	.167	1-4	.250	0-0	.000	2	0	2	0.3	0	0	2	0	0	0	3	0.5
Team											22	29	51				3					
Total.....		15	3050		382-849	.450	121-320	.378	291-397	.733	186	419	605	40.3	220	1	271	159	61	65	1176	78.4
Opponents.....		15	3050		360-898	.401	94-300	.313	143-207	.691	152	334	486	32.4	329	-	215	164	55	82	957	63.8

Score by Periods	1st	2nd	OT	OT2	Totals
Notre Dame	590	559	7	20	1176
Opponents	428	508	7	14	957

2010-11 Notre Dame Men's Basketball  
 Notre Dame Season Box Score (as of Jan 04, 2011)  
 Conference games

RECORD:	OVERALL	HOME	AWAY	NEUTRAL
ALL GAMES	2-1	2-0	0-1	0-0
CONFERENCE	2-1	2-0	0-1	0-0
NON-CONFERENCE	0-0	0-0	0-0	0-0

##	Player	gp-gs	min	avg	Total		3-Point		F-Throw		Rebounds				pf	dq	a	to	blk	stl	pts	avg
					fg-fga	fg%	3fg-fga	3fg%	ft-fa	ft%	off	def	tot	avg								
21	ABROMAITIS, Tim	3-3	116	38.7	18-36	.500	11-18	.611	7-14	.500	5	13	18	6.0	6	0	4	10	1	4	54	18.0
23	HANSBROUGH, Ben	3-3	114	38.0	15-40	.375	5-17	.294	15-16	.938	5	9	14	4.7	7	0	12	4	0	5	50	16.7
14	MARTIN, Scott	3-3	95	31.7	12-30	.400	3-9	.333	7-12	.583	2	11	13	4.3	7	0	9	8	2	2	34	11.3
01	NASH, Tyrone	3-3	95	31.7	10-23	.435	0-0	.000	11-14	.786	12	11	23	7.7	7	0	7	4	5	0	31	10.3
34	SCOTT, Carleton	2-2	62	31.0	4-11	.364	1-6	.167	4-4	1.000	0	7	7	3.5	5	0	6	3	2	2	13	6.5
00	ATKINS, Eric	3-1	74	24.7	3-13	.231	2-6	.333	2-5	.400	1	2	3	1.0	8	0	9	3	0	5	10	3.3
45	COOLEY, Jack	3-0	35	11.7	4-6	.667	0-0	.000	0-0	.000	4	5	9	3.0	4	0	0	0	1	1	8	2.7
33	BROGHAMMER, Mike	1-0	1	1.0	0-0	.000	0-0	.000	0-0	.000	0	0	0	0.0	0	0	0	0	0	0	0	0.0
32	BROOKS, Joey	2-0	8	4.0	0-0	.000	0-0	.000	0-0	.000	0	0	0	0.0	1	0	0	0	0	0	0	0.0
25	KNIGHT, Tom	1-0	0	0.0	0-0	.000	0-0	.000	0-0	.000	0	0	0	0.0	0	0	0	0	0	0	0	0.0
Team											5	7	12				2					
Total.....		3	600		66-159	.415	22-56	.393	46-65	.708	34	65	99	33.0	45	0	47	34	11	19	200	66.7
Opponents.....		3	600		77-170	.453	16-57	.281	25-36	.694	35	67	102	34.0	59	-	47	38	19	22	195	65.0

Score by Periods	1st	2nd	Totals
Notre Dame	105	95	200
Opponents	90	105	195



2010-11 Notre Dame Men's Basketball  
 Notre Dame Season Schedule/Results & Leaders (as of Jan 04, 2011)  
 All games

RECORD:	OVERALL	HOME	AWAY	NEUTRAL
ALL GAMES	13-2	10-0	0-1	3-1
CONFERENCE	2-1	2-0	0-1	0-0
NON-CONFERENCE	11-1	8-0	0-0	3-1

Date	Opponent	Score	Att.	High Points	High Rebounds
11-12-10	GEORGIA SOUTHERN	w 98-61	8165	(20)HANSBROUGH, Ben	(7)SCOTT, Carleton
11-14-10	LIBERTY	w 72-51	6478	(19)HANSBROUGH, Ben	(9)NASH, Tyrone
11-17-10	CHICAGO STATE	w 102-62	6252	(22)HANSBROUGH, Ben	(11)SCOTT, Carleton
11-22-10	MAINE	w 97-72	6303	(26)ABROMAITIS, Tim	(11)NASH, Tyrone
11-25-10	^vs Georgia	wo2 89-83	2973	(25)ABROMAITIS, Tim	(11)SCOTT, Carleton
11-26-10	^vs California	w 57-44	2932	(16)SCOTT, Carleton	(11)ABROMAITIS, Tim
11-28-10	^vs Wisconsin	w 58-51	3428	(12)SCOTT, Carleton (12)ATKINS, Eric	(9)ABROMAITIS, Tim
11-30-10	INDIANA STATE	w 81-72	7080	(24)HANSBROUGH, Ben	(8)SCOTT, Carleton
12-8-10	@vs Kentucky	58-72 L	17404	(21)HANSBROUGH, Ben	(8)SCOTT, Carleton (8)ABROMAITIS, Tim
12-11-10	GONZAGA	w 83-79	8570	(23)SCOTT, Carleton	(8)ABROMAITIS, Tim
12-19-10	STONY BROOK	w 88-62	6211	(22)ABROMAITIS, Tim	(8)ABROMAITIS, Tim
12-22-10	UMBC	w 93-53	6265	(21)ABROMAITIS, Tim	(11)ABROMAITIS, Tim
12-29-10	*GEORGETOWN	w 69-55	9149	(20)ABROMAITIS, Tim	(10)NASH, Tyrone
1-1-11	*at Syracuse	58-70 L	23058	(15)ABROMAITIS, Tim	(7)ABROMAITIS, Tim (7)MARTIN, Scott
1-4-11	*CONNECTICUT	w 73-70	7291	(21)HANSBROUGH, Ben	(7)NASH, Tyrone (7)ABROMAITIS, Tim

\* = Conference game

^ = Old Spice Classic (Orlando, Fla.)

@ = SEC/BIG EAST Invitational (Louisville, Ky.)

Attendance Summary	Games	Attend	Avg/Game
Home	10	71764	7176
Away	1	23058	23058
Neutral	4	26737	6684
Total	15	121559	8104

2010-11 Notre Dame Men's Basketball  
 Notre Dame Extended Season Box Score (as of Jan 04, 2011)  
 All games

RECORD:	OVERALL	HOME	AWAY	NEUTRAL
ALL GAMES	13-2	10-0	0-1	3-1
CONFERENCE	2-1	2-0	0-1	0-0
NON-CONFERENCE	11-1	8-0	0-0	3-1

##	Player	gp-gs	min	avg	Total		3-Point		F-Throw		Rebounds					pf	dq	a	a/g	to	to/g	a/to	blk	blk/g	stl	stl/g	pts	avg
					fg-fga	fg%	3fg-fga	3fg%	ft-fa	ft%	off	def	tot	avg														
21	ABROMAITIS, Tim	15-15	508	33.9	76-173	.439	35-87	.402	60-77	.779	23	85	108	7.2	23	0	33	2.20	26	1.73	1.27	10	0.67	13	0.87	247	16.5	
23	HANSBROUGH, Ben	15-15	503	33.5	71-162	.438	37-83	.446	55-69	.797	15	40	55	3.7	37	0	60	4.00	31	2.07	1.94	0	0.00	16	1.07	234	15.6	
34	SCOTT, Carleton	14-14	400	28.6	58-114	.509	20-58	.345	30-34	.882	15	74	89	6.4	34	1	36	2.57	19	1.36	1.89	25	1.79	8	0.57	166	11.9	
01	NASH, Tyrone	15-15	428	28.5	41-94	.436	0-0	.000	71-96	.740	39	56	95	6.3	29	0	42	2.80	24	1.60	1.75	10	0.67	6	0.40	153	10.2	
14	MARTIN, Scott	14-14	386	27.6	50-111	.450	14-41	.341	26-41	.634	15	48	63	4.5	27	0	27	1.93	21	1.50	1.29	4	0.29	5	0.36	140	10.0	
00	ATKINS, Eric	15-2	403	26.9	31-79	.392	12-34	.353	22-35	.629	10	33	43	2.9	25	0	51	3.40	17	1.13	3.00	1	0.07	8	0.53	96	6.4	
45	COOLEY, Jack	15-0	169	11.3	28-42	.667	0-0	.000	11-17	.647	25	25	50	3.3	24	0	6	0.40	5	0.33	1.20	8	0.53	4	0.27	67	4.5	
12	DRAGICEVICH, Alex	6-0	37	6.2	3-10	.300	1-4	.250	7-8	.875	3	4	7	1.2	1	0	1	0.17	0	0.00	99.00	0	0.00	0	0.00	14	2.3	
25	KNIGHT, Tom	7-0	36	5.1	7-15	.467	0-0	.000	2-2	1.000	6	7	13	1.9	1	0	2	0.29	1	0.14	2.00	2	0.29	0	0.00	16	2.3	
33	BROGHAMMER, Mike	8-0	48	6.0	7-19	.368	0-0	.000	2-6	.333	6	4	10	1.3	8	0	1	0.13	2	0.25	0.50	1	0.13	0	0.00	16	2.0	
32	BROOKS, Joey	13-0	115	8.8	9-24	.375	1-9	.111	5-12	.417	5	14	19	1.5	11	0	10	0.77	10	0.77	1.00	0	0.00	5	0.38	24	1.8	
05	KOPKO, Tom	6-0	17	2.8	1-6	.167	1-4	.250	0-0	.000	2	0	2	0.3	0	0	2	0.33	0	0.00	99.00	0	0.00	0	0.00	3	0.5	
Total.....		15	3050		382-849	.450	121-320	.378	291-397	.733	186	419	605	40.3	220	1	271	18.07	159	10.60	1.70	61	4.07	65	4.33	1176	78.4	
Opponents.....		15	3050		360-898	.401	94-300	.313	143-207	.691	152	334	486	32.4	329	-	215	14.33	164	10.93	1.31	55	3.67	82	5.47	957	63.8	

Score by Periods	1st	2nd	OT	OT2	Totals
Notre Dame	590	559	7	20	1176
Opponents	428	508	7	14	957

2010-11 Notre Dame Men's Basketball  
 Notre Dame Overall Team Statistics (as of Jan 04, 2011)  
 All games

TEAM STATISTICS	ND	OPP
SCORING	1176	957
Points per game	78.4	63.8
Scoring margin	+14.6	-
FIELD GOALS-ATT	382-849	360-898
Field goal pct	.450	.401
3 POINT FG-ATT	121-320	94-300
3-point FG pct	.378	.313
3-pt FG made per game	8.1	6.3
FREE THROWS-ATT	291-397	143-207
Free throw pct	.733	.691
F-Throws made per game	19.4	9.5
REBOUNDS	605	486
Rebounds per game	40.3	32.4
Rebounding margin	+7.9	-
ASSISTS	271	215
Assists per game	18.1	14.3
TURNOVERS	159	164
Turnovers per game	10.6	10.9
Turnover margin	+0.3	-
Assist/turnover ratio	1.7	1.3
STEALS	65	82
Steals per game	4.3	5.5
BLOCKS	61	55
Blocks per game	4.1	3.7
WINNING STREAK	1	-
Home win streak	10	-
ATTENDANCE	71764	49795
Home games-Avg/Game	10-7176	1-23058
Neutral site-Avg/Game	-	4-6684

Score by Periods	1st	2nd	OT	OT2	Totals
Notre Dame	590	559	7	20	1176
Opponents	428	508	7	14	957

2010-11 Notre Dame Men's Basketball  
 Notre Dame Team Game-by-Game Comparison (as of Jan 04, 2011)  
 All games

Opponent	1st	2nd	Score	Mar	Total FG	FG Pct	3-Pointers	3FG Pct	Free Throws	FT Pct	Rebounds	Assist	T/Over	Block	Steal	Fouls
GEORGIA SOUTHERN	62/23	36/38	98-61	+37	33-68/16-48	.485/.333	8-26/3-15	.308/.200	24-27/26-34	.889/.765	46/27 +19	21/11	10/17	2/3	8/4	25/24
LIBERTY	41/22	31/29	72-51	+21	23-55/21-59	.418/.356	10-28/5-17	.357/.294	16-25/4-7	.640/.571	42/36 +6	16/14	12/15	4/2	4/3	11/26
CHICAGO STATE	52/31	50/31	102-62	+40	34-69/21-61	.493/.344	12-31/7-20	.387/.350	22-34/13-20	.647/.650	59/28 +31	29/17	9/11	6/1	3/5	15/25
MAINE	52/34	45/38	97-72	+25	30-52/30-62	.577/.484	12-18/7-16	.667/.438	25-27/5-9	.926/.556	36/21 +15	26/16	10/6	5/3	2/3	15/19
Georgia	25/37	37/25	89-83	+6	26-57/32-73	.456/.438	7-17/9-34	.412/.265	30-43/10-20	.698/.500	42/39 +3	10/19	16/12	1/4	2/9	16/27
California	21/5	36/39	57-44	+13	15-54/16-61	.278/.262	1-20/6-21	.050/.286	26-37/6-9	.703/.667	45/44 +1	12/8	10/15	8/6	4/4	15/28
Wisconsin	22/19	36/32	58-51	+7	17-48/20-57	.354/.351	4-14/7-23	.286/.304	20-25/4-4	.800/1000	43/28 +15	7/14	9/4	3/5	1/5	8/22
INDIANA STATE	38/33	43/39	81-72	+9	28-52/27-61	.538/.443	9-20/4-15	.450/.267	16-22/14-18	.727/.778	36/27 +9	21/14	12/7	5/4	4/7	16/22
Kentucky	40/40	18/32	58-72	(14)	20-55/23-57	.364/.404	6-23/9-24	.261/.375	12-20/17-22	.600/.773	34/42 (8)	13/11	10/9	3/2	2/4	19/16
GONZAGA	43/37	40/42	83-79	+4	24-48/29-55	.500/.527	11-20/11-20	.550/.550	24-36/10-12	.667/.833	28/27 +1	19/20	8/9	2/3	6/3	17/27
STONY BROOK	41/28	47/34	88-62	+26	34-63/26-69	.540/.377	9-18/6-16	.500/.375	11-12/4-8	.917/.500	42/33 +9	28/11	9/8	5/2	4/5	10/17
UMBC	48/29	45/24	93-53	+40	32-69/22-65	.464/.338	10-29/4-22	.345/.182	19-24/5-8	.792/.625	53/32 +21	22/13	10/13	6/1	6/8	8/17
GEORGETOWN	34/26	35/29	69-55	+14	20-52/23-54	.385/.426	7-16/4-22	.438/.182	22-27/5-9	.815/.556	35/33 +2	14/16	11/15	3/6	6/6	13/24
Syracuse	33/34	25/36	58-70	(12)	23-54/28-57	.426/.491	7-21/5-17	.333/.294	5-7/9-15	.714/.600	28/36 (8)	18/15	15/11	3/7	6/10	15/12
CONNECTICUT	38/30	35/40	73-70	+3	23-53/26-59	.434/.441	8-19/7-18	.421/.389	19-31/11-12	.613/.917	36/33 +3	15/16	8/12	5/6	7/6	17/23

Note: Game totals are displayed in the format TEAM/OPPONENT for each category

2010-11 Notre Dame Men's Basketball  
 Notre Dame Points-Rebounds-Assists (as of Jan 04, 2011)  
 All games

Opponent	Date	Score		00	01	05	12	14	21	23
				ATKINS,ERI	NASH,TYRON	KOPKO,TOM	DRAGICEVIC	MARTIN,SCO	ABROMAITIS	HANSBROUGH
GEORGIA SOUTHERN	11-12-10	98-61	w	9-3-3	7-2-1	0-1-0	9-3-0	7-5-2	10-5-3	20-3-4
LIBERTY	11-14-10	72-51	w	10-1-4	16-9-1	0-0-0	0-0-0	6-3-3	13-7-0	19-2-4
CHICAGO STATE	11-17-10	102-62	w	12-3-5	11-10-7	0-1-0	4-1-0	DNP	21-10-7	22-5-6
MAINE	11-22-10	97-72	w	3-3-5	13-11-5	3-0-0	0-1-0	15-5-3	26-3-3	11-2-9
vs Georgia	11-25-10	89-83	w	9-4-1	18-6-2	DNP	DNP	6-2-0	25-6-0	13-5-2
vs California	11-26-10	57-44	w	4-0-2	11-5-3	DNP	DNP	11-6-1	7-11-2	7-6-1
vs Wisconsin	11-28-10	58-51	w	12-3-2	8-6-3	DNP	DNP	6-7-1	10-9-0	10-6-1
INDIANA STATE	11-30-10	81-72	w	0-3-4	16-7-4	DNP	DNP	15-5-2	13-4-3	24-2-5
vs Kentucky	12-8-10	58-72	L	4-5-4	8-2-1	DNP	DNP	7-5-1	4-8-2	21-0-2
GONZAGA	12-11-10	83-79	w	12-7-3	3-1-5	DNP	DNP	9-3-2	21-8-4	13-3-3
STONY BROOK	12-19-10	88-62	w	2-3-5	4-6-2	0-0-1	0-0-0	9-6-3	22-8-3	14-4-8
UMBC	12-22-10	93-53	w	9-5-4	7-7-1	0-0-1	1-2-1	15-3-0	21-11-2	10-3-3
GEORGETOWN	12-29-10	69-55	w	0-1-2	15-10-3	DNP	DNP	11-3-1	20-4-1	17-6-3
at Syracuse	1-1-11	58-70	L	3-1-2	5-6-1	DNP	DNP	10-7-6	15-7-2	12-3-5
CONNECTICUT	1-4-11	73-70	w	7-1-5	11-7-3	DNP	DNP	13-3-2	19-7-1	21-5-4

Opponent	Date	Score		25	32	33	34	45
				KNIGHT,TOM	BROOKS,JOE	BROGHAMME	SCOTT,CARL	COOLEY,JAC
GEORGIA SOUTHERN	11-12-10	98-61	w	7-4-1	7-3-2	5-2-0	6-7-4	11-6-1
LIBERTY	11-14-10	72-51	w	0-1-1	4-3-1	0-1-0	4-6-2	0-4-0
CHICAGO STATE	11-17-10	102-62	w	0-2-0	5-4-1	4-4-0	17-11-3	6-5-0
MAINE	11-22-10	97-72	w	2-0-0	0-0-1	0-0-0	11-2-0	13-5-0
vs Georgia	11-25-10	89-83	w	DNP	0-0-0	DNP	11-11-3	7-4-2
vs California	11-26-10	57-44	w	DNP	0-0-0	DNP	16-10-2	1-2-1
vs Wisconsin	11-28-10	58-51	w	DNP	DNP	DNP	12-7-0	0-2-0
INDIANA STATE	11-30-10	81-72	w	DNP	2-3-1	DNP	11-8-2	0-0-0
vs Kentucky	12-8-10	58-72	L	DNP	0-0-0	DNP	10-8-1	4-5-2
GONZAGA	12-11-10	83-79	w	DNP	0-0-0	0-0-0	23-4-2	2-1-0
STONY BROOK	12-19-10	88-62	w	0-1-0	6-2-1	4-0-0	20-4-5	7-3-0
UMBC	12-22-10	93-53	w	7-5-0	0-4-3	3-3-1	12-4-6	8-4-0
GEORGETOWN	12-29-10	69-55	w	DNP	DNP	DNP	4-7-4	2-1-0
at Syracuse	1-1-11	58-70	L	0-0-0	0-0-0	0-0-0	9-0-2	4-2-0
CONNECTICUT	1-4-11	73-70	w	DNP	0-0-0	DNP	DNP	2-6-0

2010-11 Notre Dame Men's Basketball  
 Notre Dame Team High/Low Analysis (as of Jan 04, 2011)  
 All games

Notre Dame - TEAM GAME HIGHS

POINTS	102	CHICAGO STATE (11-17-10)
	98	GEORGIA SOUTHERN (11-12-10)
	97	MAINE (11-22-10)
	93	UMBC (12-22-10)
	89	vs Georgia (11-25-10)
FIELD GOALS MADE	34	STONY BROOK (12-19-10)
	34	CHICAGO STATE (11-17-10)
FIELD GOAL ATTEMPTS	69	UMBC (12-22-10)
	69	CHICAGO STATE (11-17-10)
FIELD GOAL PERCENTAGE	.577 (30-52)	MAINE (11-22-10)
	.540 (34-63)	STONY BROOK (12-19-10)
3 PT FIELD GOALS MADE	12	MAINE (11-22-10)
	12	CHICAGO STATE (11-17-10)
3 PT FG ATTEMPTS	31	CHICAGO STATE (11-17-10)
	29	UMBC (12-22-10)
3 PT FG PERCENTAGE	.667 (12-18)	MAINE (11-22-10)
	.550 (11-20)	GONZAGA (12-11-10)
FREE THROWS MADE	30	vs Georgia (11-25-10)
	26	vs California (11-26-10)
FREE THROW ATTEMPTS	43	vs Georgia (11-25-10)
	37	vs California (11-26-10)
FREE THROW PERCENTAGE	.926 (25-27)	MAINE (11-22-10)
	.917 (11-12)	STONY BROOK (12-19-10)
REBOUNDS	59	CHICAGO STATE (11-17-10)
	53	UMBC (12-22-10)
ASSISTS	29	CHICAGO STATE (11-17-10)
	28	STONY BROOK (12-19-10)
STEALS	8	GEORGIA SOUTHERN (11-12-10)
	7	CONNECTICUT (1-4-11)
BLOCKED SHOTS	8	vs California (11-26-10)
	6	UMBC (12-22-10)
	6	CHICAGO STATE (11-17-10)
TURNOVERS	16	vs Georgia (11-25-10)
	15	at Syracuse (1-1-11)
FOULS	25	GEORGIA SOUTHERN (11-12-10)
	19	vs Kentucky (12-8-10)

2010-11 Notre Dame Men's Basketball  
 Notre Dame High/Low Analysis (as of Jan 04, 2011)  
 All games

Opponent - GAME HIGHS

POINTS	83		vs Georgia (11-25-10)
	79		GONZAGA (12-11-10)
	72		vs Kentucky (12-8-10)
	72		INDIANA STATE (11-30-10)
	72		MAINE (11-22-10)
FIELD GOALS MADE	32		vs Georgia (11-25-10)
	30		MAINE (11-22-10)
FIELD GOAL ATTEMPTS	73		vs Georgia (11-25-10)
	69		STONY BROOK (12-19-10)
FIELD GOAL PERCENTAGE	.527	(29-55)	GONZAGA (12-11-10)
	.491	(28-57)	at Syracuse (1-1-11)
3 PT FIELD GOALS MADE	11		GONZAGA (12-11-10)
	9		vs Kentucky (12-8-10)
	9		vs Georgia (11-25-10)
3 PT FG ATTEMPTS	34		vs Georgia (11-25-10)
	24		vs Kentucky (12-8-10)
3 PT FG PERCENTAGE	.550	(11-20)	GONZAGA (12-11-10)
	.438	(7-16)	MAINE (11-22-10)
FREE THROWS MADE	26		GEORGIA SOUTHERN (11-12-10)
	17		vs Kentucky (12-8-10)
FREE THROW ATTEMPTS	34		GEORGIA SOUTHERN (11-12-10)
	22		vs Kentucky (12-8-10)
FREE THROW PERCENTAGE	1.000	(4-4)	vs Wisconsin (11-28-10)
	.917	(11-12)	CONNECTICUT (1-4-11)
REBOUNDS	44		vs California (11-26-10)
	42		vs Kentucky (12-8-10)
ASSISTS	20		GONZAGA (12-11-10)
	19		vs Georgia (11-25-10)
STEALS	10		at Syracuse (1-1-11)
	9		vs Georgia (11-25-10)
BLOCKED SHOTS	7		at Syracuse (1-1-11)
	6		CONNECTICUT (1-4-11)
	6		GEORGETOWN (12-29-10)
	6		vs California (11-26-10)
TURNOVERS	17		GEORGIA SOUTHERN (11-12-10)
	15		GEORGETOWN (12-29-10)
	15		vs California (11-26-10)
	15		LIBERTY (11-14-10)
FOULS	28		vs California (11-26-10)
	27		GONZAGA (12-11-10)
	27		vs Georgia (11-25-10)

2010-11 Notre Dame Men's Basketball  
 Notre Dame High/Low Analysis (as of Jan 04, 2011)  
 All games

Notre Dame - GAME LOWS

POINTS	57		vs California (11-26-10)
	58		vs Wisconsin (11-28-10)
	58		vs Kentucky (12-8-10)
	58		at Syracuse (1-1-11)
	69		GEORGETOWN (12-29-10)
FIELD GOALS MADE	15		vs California (11-26-10)
	17		vs Wisconsin (11-28-10)
FIELD GOAL ATTEMPTS	48		vs Wisconsin (11-28-10)
	48		GONZAGA (12-11-10)
FIELD GOAL PERCENTAGE	.278	(15-54)	vs California (11-26-10)
	.354	(17-48)	vs Wisconsin (11-28-10)
3 PT FIELD GOALS MADE	1		vs California (11-26-10)
	4		vs Wisconsin (11-28-10)
3 PT FG ATTEMPTS	14		vs Wisconsin (11-28-10)
	16		GEORGETOWN (12-29-10)
3 PT FG PERCENTAGE	.050	(1-20)	vs California (11-26-10)
	.261	(6-23)	vs Kentucky (12-8-10)
FREE THROWS MADE	5		at Syracuse (1-1-11)
	11		STONY BROOK (12-19-10)
FREE THROW ATTEMPTS	7		at Syracuse (1-1-11)
	12		STONY BROOK (12-19-10)
FREE THROW PERCENTAGE	.600	(12-20)	vs Kentucky (12-8-10)
	.613	(19-31)	CONNECTICUT (1-4-11)
REBOUNDS	28		GONZAGA (12-11-10)
	28		at Syracuse (1-1-11)
ASSISTS	7		vs Wisconsin (11-28-10)
	10		vs Georgia (11-25-10)
STEALS	1		vs Wisconsin (11-28-10)
	2		MAINE (11-22-10)
	2		vs Georgia (11-25-10)
	2		vs Kentucky (12-8-10)
BLOCKED SHOTS	1		vs Georgia (11-25-10)
	2		GEORGIA SOUTHERN (11-12-10)
	2		GONZAGA (12-11-10)
TURNOVERS	8		GONZAGA (12-11-10)
	8		CONNECTICUT (1-4-11)
FOULS	8		vs Wisconsin (11-28-10)
	8		UMBC (12-22-10)



2010-11 Notre Dame Men's Basketball  
 Notre Dame High/Low Analysis (as of Jan 04, 2011)  
 All games

Opponent - GAME LOWS

POINTS	44		vs California (11-26-10)
	51		LIBERTY (11-14-10)
	51		vs Wisconsin (11-28-10)
	53		UMBC (12-22-10)
	55		GEORGETOWN (12-29-10)
FIELD GOALS MADE	16		GEORGIA SOUTHERN (11-12-10)
	16		vs California (11-26-10)
FIELD GOAL ATTEMPTS	48		GEORGIA SOUTHERN (11-12-10)
	54		GEORGETOWN (12-29-10)
FIELD GOAL PERCENTAGE	.262	(16-61)	vs California (11-26-10)
	.333	(16-48)	GEORGIA SOUTHERN (11-12-10)
3 PT FIELD GOALS MADE	3		GEORGIA SOUTHERN (11-12-10)
	4		INDIANA STATE (11-30-10)
	4		UMBC (12-22-10)
	4		GEORGETOWN (12-29-10)
3 PT FG ATTEMPTS	15		GEORGIA SOUTHERN (11-12-10)
	15		INDIANA STATE (11-30-10)
3 PT FG PERCENTAGE	.182	(4-22)	UMBC (12-22-10)
	.182	(4-22)	GEORGETOWN (12-29-10)
FREE THROWS MADE	4		LIBERTY (11-14-10)
	4		vs Wisconsin (11-28-10)
	4		STONY BROOK (12-19-10)
FREE THROW ATTEMPTS	4		vs Wisconsin (11-28-10)
	7		LIBERTY (11-14-10)
FREE THROW PERCENTAGE	.500	(4-8)	STONY BROOK (12-19-10)
	.500	(10-20)	vs Georgia (11-25-10)
REBOUNDS	21		MAINE (11-22-10)
	27		GEORGIA SOUTHERN (11-12-10)
	27		INDIANA STATE (11-30-10)
	27		GONZAGA (12-11-10)
ASSISTS	8		vs California (11-26-10)
	11		GEORGIA SOUTHERN (11-12-10)
	11		vs Kentucky (12-8-10)
	11		STONY BROOK (12-19-10)
STEALS	3		LIBERTY (11-14-10)
	3		MAINE (11-22-10)
	3		GONZAGA (12-11-10)
BLOCKED SHOTS	1		CHICAGO STATE (11-17-10)
	1		UMBC (12-22-10)
TURNOVERS	4		vs Wisconsin (11-28-10)
	6		MAINE (11-22-10)
FOULS	12		at Syracuse (1-1-11)
	16		vs Kentucky (12-8-10)

2010-11 Notre Dame Men's Basketball  
 Notre Dame Player High/Low Analysis (as of Jan 04, 2011)  
 All games

Notre Dame - INDIVIDUAL GAME HIGHS

Points	26		ABROMAITIS, Tim vs Maine (11-22-10)
	25		ABROMAITIS, Tim vs Georgia (11-25-10)
	24		HANSBROUGH, Ben vs Indiana State (11-30-10)
	23		SCOTT, Carleton vs Gonzaga (12-11-10)
	22		ABROMAITIS, Tim vs Stony Brook (12-19-10)
	22		HANSBROUGH, Ben vs Chicago State (11-17-10)
Field Goals Made	8		SCOTT, Carleton vs Stony Brook (12-19-10)
	8		ABROMAITIS, Tim vs Stony Brook (12-19-10)
	8		HANSBROUGH, Ben vs Indiana State (11-30-10)
	8		ABROMAITIS, Tim vs Maine (11-22-10)
Field Goal Att.	17		SCOTT, Carleton vs California (11-26-10)
	16		HANSBROUGH, Ben vs Connecticut (1-4-11)
FG Pct (min 5 made)	1.000	(8-8)	SCOTT, Carleton vs Stony Brook (12-19-10)
	.889	(8-9)	ABROMAITIS, Tim vs Maine (11-22-10)
3-Point FG Made	6		HANSBROUGH, Ben vs Chicago State (11-17-10)
	5		ABROMAITIS, Tim vs Georgetown (12-29-10)
	5		HANSBROUGH, Ben vs Kentucky (12-8-10)
	5		HANSBROUGH, Ben vs Liberty (11-14-10)
3-Point FG Att.	10		HANSBROUGH, Ben vs Chicago State (11-17-10)
	9		HANSBROUGH, Ben vs Kentucky (12-8-10)
	9		SCOTT, Carleton vs California (11-26-10)
	9		ABROMAITIS, Tim vs Liberty (11-14-10)
3-Pt FG Pct (min 2 made)	1.000	(4-4)	SCOTT, Carleton vs Stony Brook (12-19-10)
	.800	(4-5)	HANSBROUGH, Ben vs Indiana State (11-30-10)
	.800	(4-5)	ABROMAITIS, Tim vs Georgia (11-25-10)
	.800	(4-5)	ABROMAITIS, Tim vs Maine (11-22-10)
Free Throws Made	12		NASH, Tyrone vs Liberty (11-14-10)
	11		NASH, Tyrone vs Maine (11-22-10)
Free Throw Att.	15		NASH, Tyrone vs Liberty (11-14-10)
	12		ABROMAITIS, Tim vs Georgia (11-25-10)
	12		NASH, Tyrone vs Georgia (11-25-10)
	12		NASH, Tyrone vs Maine (11-22-10)
FT Pct (min 3 made)	1.000	(10-10)	HANSBROUGH, Ben vs Georgetown (12-29-10)
	1.000	(6-6)	SCOTT, Carleton vs California (11-26-10)
	1.000	(6-6)	HANSBROUGH, Ben vs Maine (11-22-10)
	1.000	(6-6)	ABROMAITIS, Tim vs Maine (11-22-10)
	1.000	(4-4)	MARTIN, Scott at Syracuse (1-1-11)
	1.000	(4-4)	SCOTT, Carleton vs Georgetown (12-29-10)
	1.000	(4-4)	HANSBROUGH, Ben vs Stony Brook (12-19-10)
	1.000	(4-4)	HANSBROUGH, Ben vs Indiana State (11-30-10)
	1.000	(4-4)	ABROMAITIS, Tim vs Wisconsin (11-28-10)
	1.000	(4-4)	DRAGICEVICH, Alex vs Georgia Southern (11-12-10)
	1.000	(3-3)	ABROMAITIS, Tim vs Georgetown (12-29-10)
	1.000	(3-3)	ABROMAITIS, Tim vs Gonzaga (12-11-10)
	1.000	(3-3)	MARTIN, Scott vs Georgia Southern (11-12-10)
	1.000	(3-3)	COOLEY, Jack vs Georgia Southern (11-12-10)
Rebounds	11		ABROMAITIS, Tim vs UMBC (12-22-10)
	11		ABROMAITIS, Tim vs California (11-26-10)
	11		SCOTT, Carleton vs Georgia (11-25-10)
	11		NASH, Tyrone vs Maine (11-22-10)
	11		SCOTT, Carleton vs Chicago State (11-17-10)
Assists	9		HANSBROUGH, Ben vs Maine (11-22-10)
	8		HANSBROUGH, Ben vs Stony Brook (12-19-10)

Steals	3	ATKINS, Eric vs Connecticut (1-4-11)
	3	BROOKS, Joey vs Georgia Southern (11-12-10)
Blocked Shots	4	SCOTT, Carleton vs Indiana State (11-30-10)
	3	NASH, Tyrone vs Connecticut (1-4-11)
	3	SCOTT, Carleton vs UMBC (12-22-10)
	3	SCOTT, Carleton vs Wisconsin (11-28-10)
	3	SCOTT, Carleton vs California (11-26-10)
	3	SCOTT, Carleton vs Chicago State (11-17-10)
Turnovers	5	MARTIN, Scott at Syracuse (1-1-11)
	5	HANSBROUGH, Ben vs Georgia (11-25-10)
Fouls	5	SCOTT, Carleton vs Georgia (11-25-10)
	4	MARTIN, Scott vs Connecticut (1-4-11)
	4	NASH, Tyrone vs Connecticut (1-4-11)
	4	ATKINS, Eric vs Georgetown (12-29-10)
	4	NASH, Tyrone vs Gonzaga (12-11-10)
	4	MARTIN, Scott vs Gonzaga (12-11-10)
	4	MARTIN, Scott vs Kentucky (12-8-10)
	4	HANSBROUGH, Ben vs Kentucky (12-8-10)
	4	SCOTT, Carleton vs Indiana State (11-30-10)
	4	NASH, Tyrone vs California (11-26-10)
	4	HANSBROUGH, Ben vs Georgia (11-25-10)
	4	ABROMAITIS, Tim vs Georgia (11-25-10)
	4	SCOTT, Carleton vs Chicago State (11-17-10)
	4	SCOTT, Carleton vs Georgia Southern (11-12-10)
	4	MARTIN, Scott vs Georgia Southern (11-12-10)
	4	BROGHAMMER, Mike vs Georgia Southern (11-12-10)

2010-11 Notre Dame Men's Basketball  
 Notre Dame Opponent High/Low Analysis (as of Jan 04, 2011)  
 All games

OPPONENT INDIVIDUAL GAME HIGHS

Points	27		Jones, Terrence vs Kentucky (12-8-10)
	26		FERGUSON, Eric vs Georgia Southern (11-12-10)
	23		LESLIE, Travis vs Georgia (11-25-10)
	22		LATHAN, Dwayne vs Indiana State (11-30-10)
	21		FREEMAN, Austin vs Georgetown (12-29-10)
Field Goals Made	9		FREEMAN, Austin vs Georgetown (12-29-10)
	9		Jones, Terrence vs Kentucky (12-8-10)
	9		LESLIE, Travis vs Georgia (11-25-10)
Field Goal Att.	23		WALKER, Kemba vs Connecticut (1-4-11)
	19		TAYLOR, Jordan vs Wisconsin (11-28-10)
FG Pct (min 5 made)	.833	(5-6)	AROP, Mangisto vs Gonzaga (12-11-10)
	.714	(5-7)	SOUTHERLAND, James at Syracuse (1-1-11)
3-Point FG Made	5		GRAY, Steven vs Gonzaga (12-11-10)
	4		AROP, Mangisto vs Gonzaga (12-11-10)
3-Point FG Att.	13		WARE, Dustin vs Georgia (11-25-10)
	12		FRANKLIN, Gary vs California (11-26-10)
3-Pt FG Pct (min 2 made)	.800	(4-5)	AROP, Mangisto vs Gonzaga (12-11-10)
	.750	(3-4)	NAPIER, Shabazz vs Connecticut (1-4-11)
	.750	(3-4)	SANDERS, John Caleb vs Liberty (11-14-10)
Free Throws Made	14		FERGUSON, Eric vs Georgia Southern (11-12-10)
	8		SPENCER, Rory vs Georgia Southern (11-12-10)
Free Throw Att.	16		FERGUSON, Eric vs Georgia Southern (11-12-10)
	13		SPENCER, Rory vs Georgia Southern (11-12-10)
FT Pct (min 3 made)	1.000	(7-7)	NAPIER, Shabazz vs Connecticut (1-4-11)
	1.000	(6-6)	HARRIS, Elias vs Gonzaga (12-11-10)
	1.000	(4-4)	Knight, Brandon vs Kentucky (12-8-10)
	1.000	(4-4)	LEUER, Jon vs Wisconsin (11-28-10)
	1.000	(4-4)	WALL, Christian vs Chicago State (11-17-10)
	1.000	(3-3)	WALKER, Kemba vs Connecticut (1-4-11)
Rebounds	17		Jones, Terrence vs Kentucky (12-8-10)
	12		BROWN, John vs Liberty (11-14-10)
Assists	9		JARDINE, Scoop at Syracuse (1-1-11)
	8		GRAY, Steven vs Gonzaga (12-11-10)
Steals	5		LESLIE, Travis vs Georgia (11-25-10)
	3		WALKER, Kemba vs Connecticut (1-4-11)
	3		SOUTHERLAND, James at Syracuse (1-1-11)
	3		CLARK, Jason vs Georgetown (12-29-10)
	3		RICHARD, Carl vs Indiana State (11-30-10)
	3		BROWN, John vs Liberty (11-14-10)
Blocked Shots	6		JACKSON, Rick at Syracuse (1-1-11)
	5		NANKIVIL, Keaton vs Wisconsin (11-28-10)
Turnovers	5		JARDINE, Scoop at Syracuse (1-1-11)
	5		DRAYTON III, Ben vs Georgia Southern (11-12-10)
	5		FERGUSON, Eric vs Georgia Southern (11-12-10)
Fouls	5		ORIAKHI, Alex vs Connecticut (1-4-11)
	5		GRAY, Steven vs Gonzaga (12-11-10)
	5		SACRE, Robert vs Gonzaga (12-11-10)
	5		HARRIS, Elias vs Gonzaga (12-11-10)
	5		GOODSON, Demetri vs Gonzaga (12-11-10)
	5		TAYLOR, Jordan vs Wisconsin (11-28-10)
	5		GASSER, Josh vs Wisconsin (11-28-10)
	5		SANDERS-FRISON, Mark vs California (11-26-10)
	5		NOLTE, Connor vs Georgia (11-25-10)