



2010-11 NOTRE DAME MEN'S BASKETBALL



ATHLETIC MEDIA RELATIONS:
MEDIA RELATIONS CONTACTS:

Joyce Center
Bernadette Cafarelli
Sean Carroll

Room 112
o: (574) 631-8458
o: (574) 631-2664

Notre Dame, IN 46556
c: (574) 532-0249
c: (574) 340-2177

Fax: (574) 631-7941
cafarelli.1@nd.edu
carroll.64@nd.edu

2010-11 Schedule

Date	Opponent	Time
11/1	MARIAN UNIVERSITY [^]	W, 85-52
11/6	CATHOLIC UNIVERSITY [^]	W, 72-47
11/12	GEORGIA SOUTHERN	8:30 p.m.
11/14	LIBERTY	2:00 p.m.
11/17	CHICAGO STATE	7:30 p.m.
11/22	MAINE <i>Old Spice Classic (Orlando, Fla.)</i>	7:30 p.m.
11/25	vs. Georgia (ESPN2)	7:00 p.m.
11/26	vs. California/Temple (ESPN2/ESPNU)	5/7 p.m.
11/28	vs. Boston College/Texas A&M/ Wisconsin/Manhattan (ESPN2/ESPNU)	TBA
11/30	INDIANA STATE	7:30 p.m.
12/8	vs. Kentucky! (ESPN)	9:30 p.m.
12/11	GONZAGA (ESPN2)	8:30 p.m.
12/19	STONY BROOK	4:30 p.m.
12/22	UMBC	7:30 p.m.
12/29	GEORGETOWN* (ESPN2)	7:00 p.m.
1/1	at Syracuse* (ESPNU)	3:30 p.m.
1/4	CONNECTICUT*	7:00 p.m.
1/8	ST. JOHN'S* (ESPNU)	8:00 p.m.
1/10	at Marquette* (ESPN2)	7:00 p.m.
1/16	at St. John's*	Noon
1/19	CINCINNATI* (ESPN2)	7:00 p.m.
1/22	MARQUETTE*	7:00 p.m.
1/24	at Pittsburgh* (ESPN)	7:00 p.m.
2/3	at DePaul* (ESPN/ESPN2)	9:00 p.m.
2/6	RUTGERS*	Noon
2/9	LOUISVILLE* (ESPNU)	7:00 p.m.
2/12	at USF*	Noon
2/19	at West Virginia* (CBS)	1:00 p.m.
2/23	at Providence*	7:00 p.m.
2/26	SETON HALL* (ESPNU)	7:00 p.m.
2/28	VILLANOVA* (ESPN)	7:00 p.m.
3/5	at Connecticut* (ESPN/ESPN2)	2:00 p.m.
3/8-12	BIG EAST Championship (ESPN) (Madison Square Garden; New York City)	
3/15-20	NCAA First-Third Rounds	
3/24-27	NCAA Championship Regionals	
4/2	NCAA Final Four-Semifinals (Houston, Texas)	
4/4	NCAA Final Four-Final (Houston, Texas)	

[^] - Exhibition Game

! - BIG EAST/SEC Invitational (Louisville, Ky.)

* - BIG EAST Conference Game

Home events in **BOLD CAPS**

All times Eastern

Game 1 • Friday, November 12 • 8:30 p.m. (EST) Purcell Pavilion at the Joyce Center (9,154) Notre Dame Ind.



Vs.



Notre Dame Fighting Irish
Record: 0-0, 0-0
H: 0-0; A: 0-0; N: 0-0

Georgia Southern Eagles
Record: 0-0, 0-0
H: 0-0; A: 0-0; N: 0-0

TV: None

Live Streaming Broadcast: UND.com

Radio: Jack Nolan (play-by-play analyst)
Jordan Cornette (color analyst)

NOTRE DAME PROBABLE STARTING LINEUP

2009-10 Year-End Statistics

No.	Player	Pos	Ht.	Wt.	Yr.	PPG.	RPG
1	Tyrone Nash	F	6-8	232	Sr.	7.8	5.2
21	Tim Abromaitis	F	6-8	235	Sr.	16.1	4.7
34	Carleton Scott	F	6-8	218	Sr.	5.0	4.6
14	Scott Martin	G	6-8	219	Sr.	--	--
23	Ben Hansbrough	G	6-3	206	Sr.	12.0	3.9

Notre Dame Vs. Georgia Southern

- Notre Dame opens up the 2010-11 campaign and its 106th season of basketball in program history against the Eagles of Georgia Southern.
- Friday will be the first meeting ever between Notre Dame and Georgia Southern. Its the season opener for both squads.
- Georgia Southern is part of the Southern Conference. The Fighting Irish are 19-1 all-time against teams currently in the Southern Conference.
- Notre Dame's last game versus a Southern Conference foe was a 93-61 victory over Furman during the 2008-09 campaign.
- The lone Irish loss against a current member of the Southern Conference was a 54-51 setback to Davidson during the 1982-83 season.

Irish In Season Openers

- Notre Dame owns an all-time record of 87-18 (.829) in season openers and have won all 10 openers under head coach Mike Brey. Since the opening of Purcell Pavilion (formerly the Joyce Center), Notre Dame teams are 36-6 (.857). The last time Notre Dame lost a season opener at home was against Miami of Ohio on November 13, 1998.
- Notre Dame bested North Florida 86-65 at Purcell Pavilion in last season's opener.



NOTRE DAME 2010-11 ROSTER

2009-10 Year Statistics

No.	Player	Pos	Ht.	Wt.	Yr.	PPG.	RPG	Hometown/High School
0	Eric Atkins	G	6-2	173	Fr.	--	--	Columbia, Md./Mount Saint Joseph
1	Tyrone Nash	F	6-8	232	Sr.	7.8	5.2	Queens, N.Y./Lawrence Woodmere Academy & Northfield Mt. Hermon
5	Tom Kopko	G	6-2	187	Sr.	1.0	0.0	Chicago, Ill./St. Laurence
12	Alex Dragicevich	G	6-8	215	Fr.	--	--	Northbrook, Ill./Glenbrook North
14	Scott Martin	G	6-8	219	Sr.	--	--	Valparaiso, Ind./Valparaiso
21	Tim Abromaitis	F	6-8	235	GS	16.1	4.7	Unionville, Conn./Farmington
22	Jerian Grant	G	6-5	185	Fr.	--	--	Bowie, Md./DeMatha
23	Ben Hansbrough	G	6-3	203	Sr.	12.0	3.9	Poplar Bluff, Mo./Poplar Bluff
25	Tom Knight	F	6-10	253	So.	--	--	Dixfield, Maine/Dirigo
32	Joey Brooks	G	6-6	215	So.	2.0	0.4	Houston, Texas/Strake Jesuit College Prep
33	Mike Broghammer	F	6-9	248	So.	1.8	1.1	Orono, Minn./Hopkins
34	Carleton Scott	F	6-8	218	Sr.	5.0	4.6	San Antonio, Texas/James Madison
45	Jack Cooley	F	6-9	244	So.	1.0	1.8	Glenview, Ill./Glenbrook South

Head Coach: Mike Brey (George Washington '82)

Assistant Coach: Anthony Solomon (Virginia '87)

Assistant Coach: Rod Balanis (Georgia Tech '93)

Assistant Coach: Martin Ingelsby (Notre Dame '01)

Coordinator of Basketball Operations: Harold Swanagan (Notre Dame '02)

Athletic Trainer: Skip Meyer (Central Connecticut State '74)

Pronunciation Guide

Tim Abromaitis	ab-row-MY-tis
Jack Cooley	COOL-ee
Mike Broghammer.....	BROKE-ham-mer
Alex Dragicevich	Drag-ee-vich
Jerian Grant.....	JARE-in
Ben Hansbrough.....	HANDS-bro
Tom Kopko	cop-COE

National Polls (Preseason)

AP Top 25

1. Duke
2. Michigan State
3. Kansas State
4. Ohio State
5. Pittsburgh
6. Villanova
7. Kansas
8. North Carolina
9. Florida
10. Syracuse
11. Kentucky
12. Gonzaga
13. Illinois
14. Purdue
15. Missouri
16. Baylor
17. Butler
18. Washington
19. Memphis
20. Georgetown
21. Virginia Tech
22. Temple
23. Tennessee
24. BYU
25. San Diego State

ESPN/USA Today Coaches Poll

1. Duke
2. Michigan State
3. Kansas State
4. Pittsburgh
5. Ohio State
6. Villanova
7. Kansas
8. Purdue
9. North Carolina
10. Kentucky
11. Florida
12. Gonzaga
13. Syracuse
14. Baylor
15. Missouri
16. Illinois
17. Washington
18. Butler
19. Memphis
20. Tennessee
21. Georgetown
22. Temple
23. Virginia Tech
24. Wisconsin
25. Texas

Series vs. Georgia Southern

First Meeting

Busy Opening Week For The Irish

• Notre Dame will open up the campaign by playing three games in five days. After opening up the season against Georgia Southern on Friday, the Irish return less than 48 hours later when they play host to Liberty at 2:00 p.m. (ET) on Sunday. Following that contest, Notre Dame will be in action three days later against Chicago State at 7:30 p.m. (ET) on Wednesday at Purcell Pavilion at the Joyce Center.

Fighting Irish Go 2-0 In Exhibition Play

- Notre Dame posted wins over Marian University (85-52) and Catholic University (72-47) in exhibition action.
- In the first exhibition contest against Marian, four of Notre Dame's five starters scored in double figures. Scott Martin and Tim Abromaitis led the Irish with 15 points each. Ben Hansbrough finished with 14 points and six assists, while Carleton Scott added 13 points, hauled in seven assists and blocked three shots. Tyrone Nash netted nine points, grabbed a game-high eight rebounds and dished off five assists. Joey Brooks came off the bench and finished with six points and three rebounds in 16 minutes.
- Hansbrough poured in a game-high 30 points by connecting on 11 of his 17 shots against Catholic. The senior captain drained six three-pointers on the evening - including five in the first half - and grabbed five rebounds in 31 minutes of action.
- Abromaitis added 13 points and a game-high six assists versus Catholic, while Martin contributed 10 points and nine rebounds in 30 minutes of work. Scott paced the Irish on the defensive end of the floor, posting four blocks to go along with seven points and nine boards.

Home Cooking

- Notre Dame will open up the season by playing its first four games at home and will play eight of its 12 non-league opponents at home before opening up BIG EAST play against Georgetown on Wednesday, Dec. 29.
- Notre Dame's first games away from Purcell Pavilion at the Joyce Center will be at the Old Spice Classic at the ESPN Wide World of Sports Complex in Orlando, Fla., Nov. 25-28. The Irish open up play on Thanksgiving evening (Thursday, Nov. 25) versus Georgia and then will play either California or Temple in second-round action on Friday, Nov. 26. In the third game of the tournament on Sunday, Nov. 28, the Irish will play either Boston College, Texas A&M, Wisconsin or Manhattan.
- Notre Dame also travels to Louisville, Ky., on Wednesday, Dec. 8 for a matchup against Kentucky in the SEC/BIG EAST Invitational. The game, which will be played at Freedom Hall, is part of a doubleheader that evening (the other game features



Number of Career Games ... Led Irish In

Tim Abromaitis		Ben Hansbrough	
Scoring	7	Scoring	5
Blocks	5	Assists	14
Steals	4	Rebounds	3
Assists	2	Steals	13
Rebounds	3	Blocks	4
Mike Broghammer		Tyrone Nash	
Steals	1	Steals	11
		Blocks	15
Joey Brooks		Rebounds	5
Steals	2	Assists	7
Jack Cooley		Carleton Scott	
Steals	1	Blocks	22
Blocks	1	Steals	4
		Rebounds	6
		Assists	1

Free-Throw Shooting in Final Five Minutes and Overtime:

Tim Abromaitis	0-0 (.000)
Eric Atkins	0-0 (.000)
Mike Broghammer	0-0 (.000)
Joey Brooks	0-0 (.000)
Jack Cooley	0-0 (.000)
Alex Dragicevich	0-0 (.000)
Jerian Grant	0-0 (.000)
Ben Hansbrough	0-0 (.000)
Tom Knight	0-0 (.000)
Tom Kopko	0-0 (.000)
Scott Martin	0-0 (.000)
Tyrone Nash	0-0 (.000)
Carleton Scott	0-0 (.000)
Total	0-0 (.000)
Opponents	0-0 (.000)

Irish On The Road Under Brey

	Away	Neutral	Overall
2010-11	0-0	0-0	0-0
2009-10	3-6	3-3	6-9
2008-09	3-8	3-4	6-12
2007-08	5-4	3-4	8-8
2006-07	3-5	3-3	6-8
2005-06	4-7	0-2	4-9
2004-05	4-6	0-1	4-7
2003-04	6-5	2-1	8-6
2002-03	4-5	6-3	10-8
2001-02	8-4	5-3	13-7
2000-01	6-4	2-2	8-6
Totals	46-54	27-26	73-80
	(.460)	(.509)	(.477)

Seton Hall and Arkansas). The Wildcats head into the 2010-11 campaign ranked 11th in the Associated Press and 10th in the ESPN/USA Today preseason rankings. • Notre Dame's marquee matchup at home will be against Gonzaga on Saturday, Dec. 11. The first-ever matchup between the two schools is part of a two-game series. The Irish will head to Spokane during the 2011-12 campaign. The Zags are ranked 12th in both preseason polls.

2010-11 Irish

• Notre Dame returns two of its top three scorers from last year's squad that finished with a 23-12 record and 10-8 mark in BIG EAST play. Tim Abromaitis and Ben Hansbrough, double-figure scorers a year ago, averaged 16.1 points and 12.0 points, respectively, as each played in all 35 contests. Hansbrough was one of three Irish players who started all 35 games, while Abromaitis earned the starting nod in 26 of those contests. Like Hansbrough, Tyrone Nash started all 35 games and averaged career bests of 7.8 points and 5.2 rebounds. Carleton Scott started the final nine games of the season and played in 34 games while averaging 5.0 points and 4.6 rebounds overall.

• **Scott Martin** is looking forward to making his first official appearance in an Irish uniform. Martin sat out the 2008-09 campaign after transferring from Purdue in June 2008 and then missed all of last season after suffering a torn ACL at the beginning of October 2009. In his freshman season at Purdue, he averaged 8.5 points and 3.8 rebounds.

• Notre Dame's sophomore class of forwards **Mike Broghammer**, **Jack Cooley** and **Tom Knight** and guard **Joey Brooks** may not have seen a lot of playing time last season (268 minutes), but this quartet could have a big impact on the team's success this season. Cooley played in 21 contests and averaged 1.0 points and 1.8 rebounds, while Broghammer saw action in 13 games and netted 1.8 points and grabbed 1.1 rebounds. Knight did not see action in any game as a freshman. Brooks played in 22 contests and averaged 2.0 points.

• The Irish welcome three freshman guards into the mix this season. Eric Atkins, the team's only true point guard, should see a great deal of playing time in his rookie season, and may become the team's starter at that position at some point during the season. Jerian Grant and Alex Dragicevich will add depth to Notre Dame's perimeter arsenal as both are strong outside shooters.

Irish Take Shot At Fifth Straight 20-Win Campaign

• Notre Dame will be aiming for its fifth consecutive 20-win campaign and eighth in the last 11 seasons under head coach Mike Brey. The last time Irish teams reached the 20-win mark in five straight campaigns was from 1983-89 when those Notre Dame squads under Digger Phelps strung together six consecutive 20-win seasons.

Home Court Advantage

• Notre Dame has won 69 of its last 75 (.920) home games and is 31-5 (.861) in its last 36 BIG EAST regular-season home contests.

Postseason Stretch

• Notre Dame has earned appearances in the postseason in each of the last 11 years, which marks the longest stretch in school history. The Irish have been to the NCAA Tournament on six occasions and the National Invitation Tournament (NIT) five times during this current stretch. Under head coach Mike Brey, Notre Dame has played in the NCAAs six times and NIT four times.

Conference Call

• Notre Dame will face three America East Conference schools during the 2010-11 campaign — Maine (Nov. 22), Stony Brook (Dec. 19) and UMBC (Dec. 22). Irish teams are 8-0 all-time versus schools from the America East. The Irish also will meet two SEC foes during the season when they play Georgia in the Old Spice Classic on Nov. 25 and Kentucky in the SEC/BIG EAST Invitational on Dec. 8.

374 And Counting

• Notre Dame begins the 2010-11 season having made at least one three-pointer in 374 straight games dating back to the 1998-99 campaign. The last time an Irish team failed to hit a three-pointer in a game was in a 101-70 loss to Connecticut at the Hartford Civic Center on Jan. 12, 1999. Notre Dame finished 0-7 from beyond the arc in that contest. In 2008-09, the Irish set a single-season three-point record with 319.



2010-11 Mike Brey Radio Show

The Mike Brey Radio Show is broadcast live from Legends on the campus of the University of Notre Dame. On Thursday nights at 7:00 pm during the basketball season. Irish fans can join head coach Mike Brey as well as Irish players for an in-depth look inside Notre Dame basketball. Notre Dame Men's Basketball Network play-by-play announcer Jack Nolan hosts the show which can be heard locally on NewsTalk 960 WSBT- AM and worldwide on www.und.com.

Schedule

Show #1	Thursday December 2
Show #2	Thursday December 9
Show #3	Thursday December 16
Show #4	Thursday December 30
Show #5	Thursday January 6
Show #6	Thursday January 13
Show #7	Thursday January 20
Show #8	Thursday January 27
Show #9	Monday February 7
Show #10	Thursday February 17
Show #11	Thursday February 24
Show #12	Thursday March 3

2010-11 BIG EAST Teleconferences

(Contact the BIG EAST Conference for teleconference number information)

Jan. 6, Jan. 20, Feb. 3 and Feb. 17

11:00 a.m.	Buzz Williams, Marquette
11:08 a.m.	Bob Huggins, West Virginia
11:16 a.m.	Keno Davis, Providence
11:24 a.m.	Jim Calhoun, Connecticut
11:32 a.m.	Steve Lavin, St. John's
11:40 a.m.	Jamie Dixon, Pittsburgh
11:48 a.m.	Kevin Willard, Seton Hall
11:56 a.m.	John Thompson III, Georgetown

Jan. 13, Jan. 27, Feb. 10 and Feb. 24

11:00 a.m.	Jay Wright, Villanova
11:08 a.m.	Stan Heath, USF
11:16 a.m.	Mike Brey, Notre Dame
11:24 a.m.	Mike Rice, Rutgers
11:32 a.m.	Oliver Purnell, DePaul
11:40 a.m.	Mick Cronin, Cincinnati
11:48 a.m.	Jim Boeheim, Syracuse
11:56 a.m.	Rick Pitino, Louisville

Watch the Irish on UND.com ...

UND.com, the official web site of the University of Notre Dame athletics department, will feature a free broadcast for all Notre Dame non-conference home games during the 2010-11 season. The live streaming feed will feature the official radio play-by-play call from Jack Nolan and LaPhonso Ellis. Here is the list of games that will be carried by und.com ...

Nov. 12	Georgia Southern	8:30 p.m. (ET)
Nov. 14	Liberty	2:00 p.m. (ET)
Nov. 17	Chicago State	7:30 p.m. (ET)
Nov. 22	Maine	7:30 p.m. (ET)
Nov. 30	Indiana State	7:30 p.m. (ET)
Dec. 19	Stony Brook	4:30 p.m. (ET)
Dec. 22	UMBC	7:30 p.m. (ET)

2010-11 Notre Dame Basketball Radio Affiliates

Notre Dame Sports Properties originates the Notre Dame Radio Network which includes: WSBT AM 960 (South Bend, Ind.); WLS AM 890 (Chicago, Ill.); WXNT-AM 1430 in Indianapolis, Ind.; WNUY-FM 100.1 (Fort Wayne, Ind.); WRSW ESPN 1480 AM (Warsaw, Ind.); WEFM FM 95.9 (Michigan City, Ind.); WLUV-AM 1520 (Rockford, Ill.); WVIL-FM 101.3 (Jacksonville/Peoria, Ill.); WJLS-AM 560 (Beckley, W.Va.); WKKX-AM 1600 (Wheeling, W.Va.); SIRIUS Satellite (122) and XM Radio (143); and worldwide on www.und.com.

BIG EAST Formula For Success

• Since his arrival at Notre Dame, head coach Mike Brey has led the Irish to a 98-68 (.590) record in BIG EAST regular-season games and a 6-10 mark in tournament play for an overall record of 104-78 (.571) against league foes. Brey's Irish teams have won 10 or more conference regular-season games in six of his 10 seasons. Prior to his arrival at Notre Dame, Irish teams had just a 35-53 (.398) regular-season record from 1995-2000.

BIG EAST Turnaround

• During head coach Mike Brey's tenure, Irish teams have only had two losing seasons in BIG EAST play — 6-10 in 2005-06 and 8-10 in 2008-09. Since the 2005-06 campaign when the Irish finished 6-10 after beginning the BIG EAST regular-season with a 1-8 record, Notre Dame has gone 48-29 (.623) over the last 77 regular-season contests. In addition to Notre Dame, only four other BIG EAST teams have had records of .500 or better eight or more times — Pittsburgh and Syracuse (nine times) and Notre Dame, Connecticut and Villanova (eight times).

BIG EAST Repeats

• For the fourth consecutive season, Notre Dame will meet Connecticut in a home-and-home series during the 2010-11 BIG EAST regular season. In addition to the Huskies, the Irish also are slated to play Marquette and St. John's twice this season. This will be the fourth year since the expansion to 16 teams that the Conference will employ an 18-game regular-season slate with all team playing each other once and three opponents twice in a home-and-away format. Notre Dame's single-game home opponents will be Cincinnati, Georgetown, Louisville, Rutgers, Seton Hall and Villanova. The road slate also will feature visits to DePaul, Pittsburgh, Providence, USF, Syracuse and West Virginia.

Hansbrough Nearing 1,000-Point Mark

• Heading into his final season, senior guard **Ben Hansbrough** needs just 12 points to reach the 1,000-point mark in his career. In 100 career outings, he has scored 988 points for a 9.9 career scoring average. Hansbrough scored 569 in his two seasons at Mississippi State and then scored 419 points in 2009-10 for a career best scoring average of 12.0 points.

Irish Set To Meet Kentucky In DIRECTV SEC/BIG EAST Invitational

• Notre Dame is scheduled to make its first-ever appearance in the DIRECTV SEC/BIG EAST Invitational in 2010 as the Irish are scheduled to meet Kentucky at Freedom Hall in Louisville, Ky., on Wednesday, Dec. 8 in a game that will be televised on ESPN. The contest is part of a doubleheader that evening (Seton Hall will face Arkansas in the other game).

• Notre Dame and Kentucky have met at Freedom Hall on 32 occasions with the first contest played in January 1937. The Wildcats own a 32-9 advantage in the games the two schools have played at Freedom Hall. The last time the Notre Dame and Kentucky faced each other at Freedom Hall was on Jan. 31, 1988 as the Wildcats earned a 78-69 victory.

Irish To Appear On Three BIG Monday Broadcasts

• As part of its 18-game national television slate in 2010-11, Notre Dame will be part of three ESPN Big Monday broadcasts. The first appearance for the Fighting Irish will be when head coach Mike Brey's squad travels to the Bradley Center in Milwaukee, Wis., to take on Marquette at 7:00 p.m. (ET) on Jan. 10 in a game that will be shown on ESPN2. Notre Dame's matchup at Pittsburgh on Jan. 24 at 7:00 p.m. (ET) at the Petersen Events Center will be shown on ESPN. The ESPN Big Monday cameras will make their only appearance at Purcell Pavilion at the Joyce Center at 7:00 p.m. (ET) on Feb. 28 when the Irish take on Villanova.

Lights, Camera, Action

• More than half of the 144 regular-season BIG EAST Conference men's basketball games will be seen on national television during the 2010-11 season, once again giving BIG EAST teams unprecedented exposure on the nation's leading television outlets. In total 73 of the regular-season contests will be on national television — either on CBS Sports, ESPN, ESPN2 or ESPNU. This will mark the fourth straight season in which all 144 regular-season league games will be televised.



2010-11 BIG EAST STANDINGS

(as of games played on Nov. 9)

	Overall Record	BIG EAST Record
Connecticut	0-0	0-0
DePaul	0-0	0-0
Georgetown	0-0	0-0
Louisville	0-0	0-0
Marquette	0-0	0-0
NOTRE DAME	0-0	0-0
Providence	0-0	0-0
Rutgers	0-0	0-0
Seton Hall	0-0	0-0
St. John's	0-0	0-0
Syracuse	0-0	0-0
USF	1-0	0-0
Villanova	0-0	0-0
West Virginia	0-0	0-0
Pittsburgh	0-0	0-0
Cincinnati	0-0	0-0

Players of the Week

NA

Rookies of the Week

NA

Notre Dame Weekly Honor Roll Honorees

NA

106 Years Young

• The 2010-11 campaign marks the 106th season of basketball at Notre Dame and the 16th season as a member of the BIG EAST Conference. Notre Dame teams have posted a 1674-920 record for a .645 winning percentage. In 15 seasons as a member of the BIG EAST, the Irish own a 133-121 (.523) record all-time in conference regular-season play.

The Captains

• Seniors **Tim Abromaitis**, **Ben Hansbrough**, **Tyrone Nash** along with junior **Carleton Scott** will serve as captains during the 2010-11 season. All four will be captains for the first time in their careers.

Ironmen

• **Tim Abromaitis**, **Ben Hansbrough** and **Tyrone Nash** played in all 35 games one season ago. Overall, Nash has played in a team-best 50 straight contests. The last game he did not play in was at Cincinnati on Feb. 4, 2009.

Elder Statesman

• Mike Brey is in his 11th season along the Irish sidelines and is the third-longest tenured coach in the BIG EAST, behind only Jim Boeheim of Syracuse and Jim Calhoun of Connecticut. Brey stands sixth all-time in the BIG EAST with 100 victories (104-78 overall that includes regular-season and tournament contests). He is the sixth coach in BIG EAST history to record 100 conference wins.

BIG EAST All-Time Winningest Coaches By Victories

(Includes conference regular-season and championship games)

1. Jim Boeheim, Syracuse	371
2. Jim Calhoun, Connecticut	289
3. John Thompson, Georgetown	231
4. Lou Carnesecca, St. John's	139
5. Rollie Massimino, Villanova	123
6. Mike Brey, Notre Dame	104

Basketball Bloodlines

• This year's Notre Dame roster features several players with some strong basketball bloodlines:

• **Tim Abromaitis** - His father, Jim, played basketball at the University of Connecticut (1975-80) and was drafted by the New Jersey Nets. His brother, Jason, played basketball at Yale (2003-07).

• **Mike Broghammer** - His uncle, Christian Laettner, played professional basketball for 13 seasons and was a member of the 1992 gold medal Dream Team. He played for Duke University (1988-92) and led the Blue Devils to national championships in 1991 and 1992.

2010-11 BIG EAST Preseason Coaches' Poll

Pts.		
1.	Pittsburgh (12)	222
2.	Villanova (1)	208
3.	Syracuse (2)	187
4.	Georgetown	173
5.	West Virginia	164
6.	St. John's (1)	145
7.	NOTRE DAME	123
8.	Louisville	121
	Marquette	121
10.	Connecticut	113
11.	Seton Hall	104
12.	Cincinnati	91
13.	USF	54
14.	Providence	36
15.	Rutgers	32
16.	DePaul	26

*First-place votes in parentheses

BIG EAST Preseason Player of the Year

Austin Freeman, Georgetown, Sr., G

BIG EAST Preseason Rookie of the Year

Fab Melo, Syracuse

Preseason All-BIG EAST First Team

Austin Freeman, Georgetown, Sr., G
 Kemba Walker, Connecticut, Jr., G
 Ashton Gibbs, Pittsburgh, Jr., G
 Jeremy Hazell, Seton Hall, Sr., G
 Corey Fisher, Villanova, Sr., G
 Kevin Jones, West Virginia, Jr., F

Preseason All-BIG EAST Second Team

Chris Wright, Georgetown, Sr., G
 Jimmy Butler, Marquette, Sr., F
Tim Abromaitis, Notre Dame, Sr., F
 D.J. Kennedy, St. John's, Sr., G/F
 Kris Joseph, Syracuse, Jr., F

Preseason All-BIG EAST Honorable Mention

Yancy Gates, Cincinnati, Sr., F
 Darius Johnson-Odom, Marquette, Jr., G
 Rick Jackson, Syracuse, Sr., F



Notre Dame's Record in 2010-11 when ...

Played at the Purcell Pavilion.....	0-0
Played on the road.....	0-0
Played at a neutral site.....	0-0
BIG EAST Conference record (all games).....	0-0
Non-conference record.....	0-0
Leading at halftime.....	0-0
Trailing at halftime.....	0-0
Tied at halftime.....	0-0
Playing an overtime game.....	0-0
Shoots .500 or better.....	0-0
Shoots .500 or less.....	0-0
Opponents shoots .500 or less.....	0-0
Shoots better than opponent.....	0-0
Shoots worse than opponent.....	0-0
Shoots same as opponent.....	0-0
Makes more free throws than opponent.....	0-0
Makes less free throws than opponent.....	0-0
Same number of free throws.....	0-0
Outrebounded opponents.....	0-0
Outrebounded by opponent.....	0-0
Same number of rebounds.....	0-0
Has more turnovers than opponent.....	0-0
Has fewer turnovers than opponent.....	0-0
Has same number of turnovers.....	0-0
Bench outscores opponent's bench.....	0-0
Outscored by opponent's bench.....	0-0
Bench points are the same.....	0-0
Plays a ranked opponent.....	0-0
Makes 10 or more three-pointers.....	0-0
No Notre Dame player fouls out.....	0-0
One Notre Dame player fouls out.....	0-0
Two or more Notre Dame players foul out.....	0-0
Wears White Uniforms.....	0-0
Wears Blue Uniforms.....	0-0
Wears Gold Uniforms.....	0-0
Wears Black Uniforms.....	0-0
Plays in an In-Season Tournament.....	0-0
Plays on Television.....	0-0
Plays in November.....	0-0
Plays in December.....	0-0
Plays in January.....	0-0
Plays in February.....	0-0
Plays in March.....	0-0
Plays in Day Games.....	0-0
Plays in Night Games.....	0-0
Plays on Sundays.....	0-0
Plays on Mondays.....	0-0
Plays on Tuesdays.....	0-0
Plays on Wednesdays.....	0-0
Plays on Thursdays.....	0-0
Plays on Fridays.....	0-0
Plays on Saturdays.....	0-0
Final Margin is 5 points or less.....	0-0
Final Margin is 6-10 points.....	0-0
Final Margin is 11-20 points.....	0-0
Final Margin is 20-plus points.....	0-0
Has a player score 20-plus points.....	0-0
Has a player score 30-plus points.....	0-0
Scores 59 points or less.....	0-0
Scores 60-69 points.....	0-0
Scores 70-79 points.....	0-0
Scores 80-89 points.....	0-0
Scores 90-plus points.....	0-0

- **Joey Brooks** - His father, Lott J. Brooks, III, played professional college basketball at Eckerd College (1974-78).

- **Jerian Grant** - His father, Harvey, played basketball at the University of Oklahoma (1986-88), and was the 12th pick overall in the 1988 NBA Draft and played from 1988-99 in the NBA. His uncle, Horace Grant, played at Clemson, and was the 10th overall pick in the NBA Draft by the Chicago Bulls. He is the owner of four NBA championship rings. His older brother, Jerai, is a senior on the Clemson basketball team, while a younger brother, Jerami is a junior on the DeMatha basketball team.

- **Ben Hansbrough** - His brother, Tyler, played basketball at the Univeristy of North Carolina (2005-09). A three-time All-American, he was the 2008 National Player of the Year and led the Tar Heels to the 2009 national championship. Currently, he is in his second season with the Indiana Pacers, and was the 13th pick overall in the 2009 NBA Draft.

- **Tom Knight** - His father, Karl, played basketball at Bowdoin (1976-80).

DeMatha Connectiona

- **Jerian Grant** is the first Irish basketball player from DeMatha to attend Notre Dame during the Mike Brey era. Brey played and coached at DeMatha and also is the alma mater of assistant coach Rod Balanis. Former Irish players who also played at DeMatha include Bob Whitmore (1967-69), Sid Catlett (1969-71) and Adrian Dantley (1974-76).

Irish Ink One For 2011

- **Pat Connaughton**, a 6-5, 195-pound swingman from Arlington, Mass., was the lone early-November 2011 signee for head coach Mike Brey.

- A four-year starter at St. John's Prep in Danvers, Mass., Connaughton averaged 24.0 points and 17.9 rebounds in 2009-10 as he led St. John's to one of the best seasons in program history as the squad finished with a 21-3 marks that included a 15-game win streak during the season. In addition, his squad won the Catholic Conference championship and finished the regular season with a 7-1 league record. His team was ranked seventh in the final Massachusetts state polls after making the school's first appearance since 1974 in the Division 1 state finals.

- Connaughton was the only junior selected to the Boston Globe Super Team and the Boston Herald High Dream Team. He was selected as Most Valuable Player (MVP) of the Catholic Conference and was named to the Catholic Conference All-Star Team. In addition, he was selected as his team's MVP and served as team captain.

- He is ranked 73rd nationally by Scout.com and 100th by ESPNU.

Brey Serving as Chairman of NCAA Men's Basketball Rules Committee

- **Mike Brey** was elected chair of the 2010-11 NCAA Men's Basketball Rules Committee in May 2010 and is serving his fourth year on the rules committee.

Adidas And Notre Dame Unveil Lightest, Most Technologically Advanced College Basketball Uniforms

- At the start of the 2010-11 basketball season, adidas and the University of Notre Dame basketball teams unveiled the lightest and most technologically advanced college basketball uniforms ever. Designed and developed by adidas, the uniforms are 30 percent lighter and dry twice as fast as previous uniforms to help enhance the Fighting Irish's performance by keeping players cooler, drier and more comfortable on the court.

- The new Notre Dame uniforms, made from 60 percent recycled materials, feature adidas' Formotion technology, which reduces seams, decreases friction between the garment and the player's skin and optimizes the player's natural movement through specially constructed material. adidas reduced uniform weight and increased player comfort by switching front and back numbers from heavier, dense materials to a more breathable mesh.

- The new Notre Dame uniform absorbs moisture in less than three seconds as a result of adidas CLIMACOOL fabrics. The jersey moves heat and sweat away from the body through a combination of moisture management materials, ventilation channels and three dimensional garments, helping the uniform dry twice as quickly.

- Along with Notre Dame, 10 other schools will debut the new uniforms this season, including University of Cincinnati, Indiana University, University of Kansas, University of Louisville, University of Michigan, University of Nebraska, North Carolina State University, University of Tennessee, UCLA and University of Wisconsin.

- In addition to the NCAA teams wearing the new uniforms, all 30 NBA teams will wear Revolution 30 jerseys this season featuring similar adidas technology.



Head Coach Mike Brey

2007 & 2008 BIG EAST Coach of the Year
Third Longest Tenured Coach in BIG EAST
Record at Notre Dame: 211-113 (.651)
Overall Record: 310-165 (.653)

- 24-year veteran of the college ranks...
 - University of Notre Dame (head coach)
2000-10 (11th season)
 - University of Delaware (head coach)
1995-2000 (five seasons)
 - Duke University (assistant coach)
1987-95 (nine seasons)

	Overall	BIG EAST (regular season)
2000-01	20-10	11-5 (1st place-West Division)
2001-02	22-11	10-6 (2nd place-West Division)
2002-03	24-10	10-6 (3rd place-West Division)
2003-04	19-13	9-7 (7th place)
2004-05	17-12	9-7 (6th place)
2005-06	16-14	6-10 (t11th place)
2006-07	24-8	11-5 (4th place)
2007-08	25-8	14-4 (t2nd place)
2008-09	21-15	8-10 (t9th place)
2009-10	23-12	10-8 (t7th place)
2010-11	0-0	0-0
	211-113 (.651)	98-68 (.590)

- Has guided eight of his 15 teams to NCAA tournament play; has led a team to postseason play 13 times (five NIT appearances)
- Has mentored two BIG EAST Player of the Year honorees — Troy Murphy (2001) and Luke Harangody (2008) — and nine first-team all-BIG EAST honorees
- Spent eight years as an assistant coach under Mike Krzyzewski at Duke and during that time the Blue Devils advanced to the Final Four six times and won national championships in both 1991 and '92
- Played at DeMatha High School under legendary coach Morgan Wootten and graduated from there in 1977. Also served as an assistant coach for Wootten from 1982-87
- Received DeMatha High School's Distinguished Alumnus Award in October 2003
- Awarded an honorary monogram by the Notre Dame Monogram Club in December of 2006 and inducted in University of Delaware Athletic Hall of Fame in November of 2007
- Recipient of 2003 Coaches vs. Cancer Champion Award in recognition of his fund-raising efforts for the Coaches vs. Cancer Program and a member of the CVC National Council
- Along with wife Tish received the Distinguished Service Award and the 2007 March of Dimes Franklin D. Roosevelt Award. The couple has raised nearly \$2 million for the South Bend/Michiana area



Mike Brey vs. Ranked Opponents:

Overall: 30-62

at Notre Dame: 30-55

(2009-10: 4-4; 2008-09: 3-9; 2007-08: 2-6; 2006-07: 4-2;
2005-06: 1-7; 2004-05: 2-5; 2003-04: 2-8; 2002-03: 5-6;
2001-02: 3-6; 2000-01: 4-3)
at Delaware: 0-6

Mike Brey in Overtime Games at Notre Dame:

Overall: 5-7

at Georgetown (2/9/02)116-111 (4 OT)
at Boston College (1/25/03)101-96
vs. Georgetown (2/1/03)93-92 (2OT)
at Pittsburgh (1/4/06)97-100 (2OT)
vs. Georgetown (1/24/06)82-85 (2OT)
at Louisville (2/4/06)86-89
at Connecticut (2/21/06)74-75
at Michigan (3/20/06)84-87 (2OT)
vs. Providence (1/31/08)81-74
at Louisville (1/12/09)73-87
at Louisville (2/17/10)89-91 (2OT)
at Marquette (3/6/10)63-60

Irish Record Under Brey In Games Decided By ...

1 point	11-11
2 points	6-11
3 points	14-16
4 points	3-6
5 points	5-7
6 points	10-5
7 points	15-7
8 points	5-10
9 points	6-4
10 points	12-6
11-15 points	43-20
16-20 points	27-8
21-30 points	22-2
31-40 points	22-0
41-50 points	10-0
50+points	0-0
Total	211-113



BIG EAST Coaching Percentage

Regular Season and BIG EAST Tournament

	W-L	Pct.	Yrs.	Tour.	Pct.
1. Jamie Dixon, Pittsburgh	94-41	.696	8	11-6	.647
2. John Thompson, Georgetown	231-123	.653	20	33-13	.717
3. Bob Huggins, West Virginia	41-22	.651	4	7-2	.778
4. Jim Boeheim, Syracuse	371-204	.645	32	45-26	.634
5. Jim Calhoun, Connecticut	289-163	.639	25	28-18	.609
6. Lou Carnesecca, St. John's	139-80	.635	13	12-11	.522
7. Buzz Williams, Marquette	26-15	.634	3	3-2	.600
8. Rick Pitino, Providence/Louisville	81-48	.628	8	5-6	.455
9. John Thompson III, Georgetown	74-44	.627	7	11-5	.688
10. Mike Jarvis, St. John's	57-36	.613	5	7-4	.636
11. Tom Crean, Marquette	34-22	.607	3	3-3	.500
12. Ben Howland, Pittsburgh	43-29	.597	4	8-3	.727
13. Jay Wright, Villanova	98-69	.587	10	8-9	.471
14. Rollie Massimino, Villanova	123-92	.572	12	13-12	.520
15. Mike Brey, Notre Dame	104-78	.571	11	6-10	.375

BIG EAST Coaching Wins

Regular Season and BIG EAST Tournament

	W-L	Pct.	Yrs.	Tour.	Pct.
1. Jim Boeheim, Syracuse	371-204	.645	32	45-26	.634
2. Jim Calhoun, Connecticut	289-163	.639	25	28-18	.609
3. John Thompson, Georgetown	231-123	.653	20	33-13	.717
4. Lou Carnesecca, St. John's	139-80	.635	13	12-11	.522
5. Rollie Massimino, Villanova	123-92	.572	12	13-12	.520
6. Mike Brey, Notre Dame	104-78	.571	11	6-10	.375
7. Jay Wright, Villanova	98-69	.587	10	8-9	.471
8. Steve Lappas, Villanova	97-79	.551	9	10-8	.556
9. Jamie Dixon, Pittsburgh	94-41	.696	8	11-6	.647
10. P.J. Carlesimo, Seton Hall	90-130	.409	9	13-10	.565

Bold indicates active BIG EAST head coach



Notre Dame Highs and Lows Under Mike Brey

Notre Dame – Team Game Highs (1st Half)

Points	62 vs. Loyola-Chicago (11/22/00)
Field Goals Made	24 vs. IPFW (11/10/06)* 24 vs. Syracuse (1/30/07)
Field Goals Attempted	43 vs. New Hampshire (11/16/01)* 43 vs. Syracuse (1/30/07)
Field Goal Percentage	75.0% (18-24) vs. West Virginia (1/9/10)*
3 PT Field Goals Made	14 vs. South Dakota (12/2/08)*
3 PT Field Goals Attempted	23 vs. South Dakota (12/2/08)*
3 PT Field Goals Percentage	.85.7% (6-7) vs. West Virginia (1/9/10)*
Free Throws Made	18 vs. Liberty (11/22/09)*
Free Throws Attempted	24 vs. Liberty (11/22/09)*
Free Throw Percentage	100.0% on 17 occasions
Total Rebounds	30 vs. Savannah State (12/22/08)*
Offensive Rebounds	15 vs. Savannah State (12/22/08)*
Defensive Rebounds	24 vs. Northern Illinois (12/8/07)*
Assists	19 vs. Canisius (12/19/00)*
Steals	12 vs. New Hampshire (11/16/01)*
Blocked Shots	13 vs. Belmont (11/17/02)*
Turnovers	14 vs. Monmouth (11/16/07)
Fouls	11 vs. Villanova (1/8/05)*

Notre Dame – Team Game Highs (2nd Half)

Points	68 vs. Georgetown (4OT) (2/9/02)
Field Goals Made	24 vs. Pittsburgh (1/4/06)
Field Goals Attempted	63 vs. Georgetown (4OT) (2/9/02)
Field Goal Percentage	72.0% vs. Lafayette (11/14/06)
3 PT Field Goals Made	11 vs. St. John's (3/6/04)
3 PT Field Goals Attempted	24 vs. Pittsburgh (1/4/06)
3 PT Field Goals Percentage	75.0% (6-8) vs. Connecticut (2/21/05)
Free Throws Made	27 vs. Seton Hall (2/18/06)
Free Throws Attempted	30 vs. Seton Hall (2/18/06)
Free Throw Percentage	100.0% on three occasions
Total Rebounds	34 vs. Seton Hall (1/8/01)
Offensive Rebounds	15 vs. Army (12/19/04)*
Defensive Rebounds	25 vs. Sacred Heart (11/18/00)*
Assists	16 vs. Army (12/19/04)*
Steals	14 vs. New Hampshire (11/16/01)*
Blocked Shots	6 vs. Belmont (11/17/02)*
Turnovers	6 vs. IUPUI (12/9/09)* 13 vs. Niagara (12/21/05)* 13 vs. Marquette (1/12/08)
Fouls	26 vs. Pittsburgh (1/4/06)

Notre Dame – Team Game Highs (Total)

Points	116 vs. Georgetown (4OT) (2/9/02)
Field Goals Made	42 vs. Canisius (12/19/00)*
Field Goals Attempted	94 vs. Georgetown (4OT) (2/9/02)
Field Goal Percentage	66.7% (34-51) vs. Pittsburgh (1/30/02)*
3 PT Field Goals Made	19 vs. South Dakota (12/2/08)*#
3 PT Field Goals Attempted	44 vs. Canisius (12/22/00)
3 PT Field Goals Percentage	72.7% (16-22) vs. Loyola Chicago (11/22/00)*#
Free Throws Made	33 vs. Seton Hall (2/18/06)
Free Throws Attempted	45 vs. Columbia (12/23/05)*
Free Throw Percentage	100% (5-5) vs. Illinois (3/22/03) 100% (19-19) vs. Villanova (1/8/05)*#
Total Rebounds	64 vs. Georgetown (4OT) (2/9/02)
Offensive Rebounds	24 vs. Seton Hall (1/8/01)
Defensive Rebounds	41 vs. Northern Illinois (12/8/07)*
Assists	32 vs. Canisius (12/19/00)*#
Steals	26 vs. New Hampshire (11/16/01)*#
Blocked Shots	19 vs. Belmont (12/17/02)*#
Turnovers	24 vs. Marquette (1/12/08)
Fouls	32 vs. Pittsburgh (1/4/06)

Notre Dame – Team Game Lows (1st Half)

Points	17 vs. Connecticut (3/3/10)*
Field Goals Made	6 vs. Connecticut (2/21/04) 6 vs. Cincinnati (1/15/08)*
Field Goals Attempted	21 vs. Canisius College (12/22/01) 21 vs. Pittsburgh (3/11/10)
Field Goal Percentage	18.8% (6-32) vs. Connecticut (2/21/04)
3 PT Field Goals Made	0 vs. West Virginia (1/7/04)
3 PT Field Goals Attempted	4 vs. St. Louis (11/28/09)
3 PT Field Goals Percentage	0.0% (0-7) vs. West Virginia (1/7/04)* 0.0% (0-10) vs. Michigan (12/3/05)*
Free Throws Made	0 on ten occasions
Free Throws Attempted	0 on seven occasions
Free Throw Percentage	0.0% on ten occasions
Total Rebounds	9 vs. UCF (12/6/09)* 9 vs. Pittsburgh (3/11/10)
Offensive Rebounds	0 vs. West Virginia (1/9/10)*
Defensive Rebounds	6 vs. Louisville (2/17/10)
Assists	1 vs. Villanova (1/27/07)*
Steals	0 on six occasions
Blocked Shots	0 on 30 occasions
Turnovers	0 vs. DePaul (1/23/10)*
Fouls	0 vs. Samford (12/30/04)*

Notre Dame – Team Game Lows (2nd Half)

Points	18 vs. Pittsburgh (3/11/10)
Field Goals Made	5 vs. West Virginia (1/9/10)* 5 vs. Pittsburgh (3/11/10)
Field Goals Attempted	13 vs. Pittsburgh (3/11/10)
Field Goal Percentage	21.4% (6-28) vs. Harvard (11/19/04)*
3 PT Field Goals Made	0 vs. Loyola Marymount (11/22/08)
3 PT Field Goals Attempted	0 vs. Connecticut (1/12/99) 0 vs. Providence (1/31/08)*
3 PT Field Goals Percentage	3 vs. Loyola Marymount (11/22/08) 3 vs. Indiana (12/8/04)
3 PT Field Goals Percentage	0.0% (0-6) vs. Providence (1/31/08)*
Free Throws Made	0 vs. Pittsburgh (1/12/04) 0 vs. Indiana (11/24/08)
Free Throws Attempted	0 vs. Old Dominion (3/18/10) 0 vs. Old Dominion (3/18/10)
Free Throw Percentage	0.0% on four occasions
Total Rebounds	7 vs. Rutgers (3/1/03)
Offensive Rebounds	2 on three occasions
Defensive Rebounds	4 vs. Rutgers (3/1/03)
Assists	0 vs. Harvard (11/19/04)
Steals	0 on 10 occasions
Blocked Shots	0 on 24 occasions
Turnovers	0 vs. West Virginia (3/10/04)
Fouls	3 on three occasions

Notre Dame – Team Game Lows (Total)

Points	41 vs. Washington State (3/22/08)
Field Goals Made	13 vs. Rutgers (3/1/03) 13 vs. Washington State (3/22/08)
Field Goals Attempted	34 vs. Pittsburgh (3/11/10)
Field Goal Percentage	24.5% (13-53) vs. Washington State (3/22/08)
3 PT Field Goals Made	1 vs. Pittsburgh (2/3/01)
3 PT Field Goals Attempted	8 vs. Pittsburgh (2/3/01)
3 PT Field Goals Percentage	10.5% vs. Rutgers (2/14/02)
Free Throws Made	1 vs. Connecticut (2/28/09)
Free Throws Attempted	3 vs. Old Dominion (3/18/10)
Free Throw Percentage	20.0% (1-5) vs. Connecticut (2/28/09)
Total Rebounds	21 vs. Rutgers (3/1/03)
Offensive Rebounds	3 vs. DePaul (12/14/02)*
Defensive Rebounds	14 vs. DePaul (12/11/04)*
Assists	6 vs. Mississippi (3/18/01)
Steals	1 on three occasions
Blocked Shots	0 on six occasions
Turnovers	2 vs. DePaul (1/23/10)*
Fouls	6 on three occasions

* Indicates game played at the Purcell Pavilion, Notre Dame, Ind.

Indicates school record



Opponent Highs and Lows Under Mike Brey

Opponent – Team Game Highs (1st Half)

Points	53, Arizona (3/27/03)
Field Goals Made	23, Arizona (3/27/03)
Field Goals Attempted	44, Georgetown (3/4/01)*
Field Goal Percentage	61.5% (16-26), UCF (12/6/09)*
3 PT Field Goals Made	9, Syracuse (1/11/06)*
	9, Lehigh (11/27/06)*
3 PT Field Goals Attempted	19, Syracuse (1/11/06)*
3 PT Field Goal Percentage	81.8% (9-11), Lehigh (11/26/06)*
Free Throws Made	14, Sacred Heart (11/18/00)*
Free Throws Attempted	19, Sacred Heart (11/18/00)*
Free Throw Percentage	100.0%, on 19 occasions
Total Rebounds	33, Connecticut (2/21/04)
Offensive Rebounds	16, Northern Illinois (11/24/03)*
Defensive Rebounds	21, on five occasions
Assists	15, Seton Hall (2/11/10)
Steals	9, Miami (Fla.) (2/23/02)
	9, Marquette (1/12/08)
Blocked Shots	10, Connecticut (2/21/04)
Turnovers	16, Loyola (Chicago) (11/22/00)*
Fouls	16, twice

Opponent – Team Game Highs (2nd Half)

Points	68, Georgetown (4 OT) (2/9/02)
Field Goals Made	21, Syracuse (2/24/08)*
Field Goals Attempted	49, Syracuse (2/24/08)*
Field Goal Percentage	68.2% (15-22), American (12/21/03)*
3 PT Field Goals Made	9, Texas (12/8/02)
	9, West Virginia (1/9/10)*
3 PT Field Goals Attempted	22, Tennessee Tech (12/17/00)*
3 PT Field Goal Percentage	100.0% (3-3), Seton Hall (2/5/03)
Free Throws Made	24, Pittsburgh (2 OT) (1/4/06)
Free Throws Attempted	39, Pittsburgh (2 OT) (1/4/06)
Free Throw Percentage	100.0% on five occasions
Total Rebounds	38, Georgetown (4 OT) (2/9/02)
Offensive Rebounds	16, Syracuse (2/24/08)*
Defensive Rebounds	27, Georgetown (4 OT) (2/9/02)
Assists	19, Pittsburgh (2 OT) (1/4/06)
Steals	9, on two occasions
Blocked Shots	11, Georgetown (4 OT) (2/9/02)
Turnovers	15, New Hampshire (11/16/01)*
Fouls	20, Seton Hall (2/18/06)

Opponent – Team Game Highs (Total)

Points	111, Georgetown (4 OT) (2/9/02)
Field Goals Made	41, Syracuse (3/4/03)*
Field Goals Attempted	82, Syracuse (2/24/08)*
Field Goal Percentage	63.0% (29-46), American (12/21/03)*
3 PT Field Goals Made	14, Texas (12/7/02)
	14, Lehigh (11/27/06)*
3 PT Field Goals Attempted	37, West Virginia (1/9/10)*
3 PT Field Goal Percentage	73.7% (14-19), Lehigh (11/27/06)*
Free Throws Made	35, Louisville (2OT) (2/17/10)
Free Throws Attempted	46, Pittsburgh (2 OT) (1/4/06)
Free Throw Percentage (min. 8 att.)	100%, West Virginia (8-8)
	100%, Savannah State (8-8) (12/22/08)*
Total Rebounds	59, Connecticut (2/21/04)
Offensive Rebounds	27, Loyola (Chicago) (11/22/00)*
Defensive Rebounds	42, Connecticut (1/24/09)*
Assists	30, Pittsburgh (2 OT) (1/4/06)
Steals	13, Niagara (12/21/05)*
Blocked Shots	19, Connecticut (OT) (2/21/06)
Turnovers	30, New Hampshire (11/16/01)*
Fouls	31, Columbia (12/23/05)*

Opponent – Team Game Lows (1st Half)

Points	12, The Citadel (11/19/06)*
Field Goals Made	5, The Citadel (11/19/06)*
Field Goals Attempted	18, Georgetown (2/27/10)
Field Goal Percentage	20.7% (6-29), Pittsburgh (1/12/02)
3 PT Field Goals Made	0, on 10 occasions
3 PT Field Goals Attempted	2, Georgetown (2/9/02)
3 PT Field Goal Percentage	0.0%, on 10 occasions
Free Throws Made	0, on 27 occasions
Free Throws Attempted	0, on 14 occasions
Free Throw Percentage	0.0%, on 27 occasions
Total Rebounds	7, Georgetown (2/27/10)
Offensive Rebounds	0, Lafayette (11/14/06)
Defensive Rebounds	5, Fordham, (12/28/05)*
	5, Pittsburgh (2/24/10)*
Assists	2, on seven occasions
Steals	0, on 11 occasions
Blocked Shots	0, on 28 occasions
Turnovers	1, on four occasions
Fouls	1, Pittsburgh (2/12/05)
	1, DePaul (12/31/08)
	1, West Virginia (3/12/10)

Opponent – Team Game Lows (2nd Half)

Points	8, Monmouth (11/16/07)
Field Goals Made	3, Monmouth (11/16/07)
Field Goals Attempted	19, Old Dominion (3/18/10)
Field Goal Percentage	13.0% (3-23), Monmouth (11/16/07)
3 PT Field Goals Made	0, on nine occasions
3 PT Field Goals Attempted	3, on six occasions
3 PT Field Goal Percentage	0.0% on ten occasions
Free Throws Made	0, Monmouth (1/25/01)
Free Throws Attempted	0, West Virginia (1/9/10)*
	1, Monmouth (1/25/01)
	1, West Virginia (1/9/10)*
Free Throw Percentage	0.0% (0-1), Monmouth (1/25/01)
	0.0% (0-1), West Virginia (1/9/10)*
Total Rebounds	6, Marquette (3/6/10)
Offensive Rebounds	0, Kentucky (3/25/09)*
	0, Marquette (3/6/10)
Defensive Rebounds	3, Virginia Tech (2/22/03)*
Assists	1, UAB (3/17/09)*
	1, Pittsburgh (3/11/10)
Steals	0, on six occasions
Blocked Shots	0, on 21 occasions
Turnovers	0, West Virginia (3/10/04)
	0, Pittsburgh (1/31/09)
Fouls	4, on four occasions

Opponent – Team Game Lows (Total)

Points	33, Monmouth (11/16/07)
Field Goals Made	12, Bucknell (11/22/02)*
Field Goals Attempted	35, Rutgers (3/1/03)
Field Goal Percentage	21.1% (12-57), Bucknell (11/22/02)*
3 PT Field Goals Made	1, on five occasions
3 PT Field Goals Attempted	7, Seton Hall (2/5/03)
3 PT Field Goal Percentage	5.9% (1-17), Cincinnati (1/24/00)
Free Throws Made	0, Charleston Southern (11/26/04)*
Free Throws Attempted	0, Charleston Southern (11/26/04)*
Free Throw Percentage	0.0% (0-0), Charleston Southern (11/26/04)*
Total Rebounds	19, Winston-Salem St. (11/29/06)*
Offensive Rebounds	3, Army (12/19/04)*
	3, West Virginia (2/1/06)
Defensive Rebounds	12, Georgetown (2/27/10)
Assists	5, Bucknell (11/22/02)*
Steals	1, on three occasions
Blocked Shots	0, on 11 occasions
Turnovers	3, Marquette, (1/26/09)*
Fouls	7, Connecticut (1/24/09)*
	7, Connecticut (2/28/09)

* - Indicates games played at Purcell Pavilion, Notre Dame, Ind.



Notre Dame Highs and Lows in a BIG EAST Game

Notre Dame – BIG EAST Team Game Highs (1st Half)

Points 61 vs. Syracuse (1/30/07)
 Field Goals Made 24 vs. Syracuse (1/30/07)
 Field Goals Attempted 43 vs. Syracuse (1/30/07)
 Field Goal Percentage 75.0% (18-24) vs. West Virginia (1/9/10)*
 3 PT Field Goals Made 11 vs. Pittsburgh (1/31/09)
 11 vs. Providence (2/21/09)
 3 PT Field Goals Attempted 22 vs. Pittsburgh (1/31/09)
 3 PT Field Goals Percentage . 85.7% (6-7) vs. West Virginia (1/9/10)*
 Free Throws Made 13 vs. Seton Hall (2/11/10)
 Free Throws Attempted 19 vs. Villanova (1/27/10)
 Free Throw Percentage 100.0% on 12 occasions
 Total Rebounds 29 vs. Connecticut (1/5/08)
 Offensive Rebounds 14 vs. Providence (2/19/05)
 Defensive Rebounds 23 vs. Louisville (2/12/09)*
 Assists 17 vs. West Virginia (1/9/10)*
 Steals 7 on four occasions
 Blocked Shots 7 vs. Connecticut (2/9/04)*
 7 vs. West Virginia (1/19/05)
 Turnovers 12 vs. St. John's (1/23/07)
 Fouls 11 vs. Villanova (1/8/05)*

Notre Dame – BIG EAST Team Game Highs (2nd Half)

Points 68 vs. Georgetown (4OT) (2/9/02)
 Field Goals Made 24 vs. Pittsburgh (1/4/06)
 Field Goals Attempted 63 vs. Georgetown (4OT) (2/9/02)
 Field Goal Percentage 71.4% vs. Georgetown (2/27/10)
 3 PT Field Goals Made 11 vs. St. John's (3/6/04)
 3 PT Field Goals Attempted 24 vs. Pittsburgh (1/4/06)
 3 PT Field Goals Percentage .. 71.4% (6-8) vs. Connecticut (2/21/05)
 Free Throws Made 27 vs. Seton Hall (2/18/06)
 Free Throws Attempted 30 vs. Seton Hall (2/18/06)
 Free Throw Percentage 100.0% (13-13) vs. Villanova (1/8/05)*
 100.0% (4-4) vs. Marquette (1/26/09)*
 Total Rebounds 34 vs. Seton Hall (1/8/01)
 Offensive Rebounds 18 vs. Seton Hall (1/8/01)
 Defensive Rebounds 27 vs. Georgetown (3/4/04)*
 Assists 14 vs. Cincinnati (1/15/08)*
 Steals 6 vs. Villanova (1/17/07)
 Blocked Shots 5 vs. Georgetown (2/27/10)
 Turnovers 13 vs. Marquette (1/12/08)
 Fouls 26 vs. Pittsburgh (1/4/06)

Notre Dame – BIG EAST Team Game Highs (Total)

Points 116 vs. Georgetown (4OT) (2/9/02)
 Field Goals Made 41 vs. Georgetown (4OT) (2/9/02)
 Field Goals Attempted 94 vs. Georgetown (4OT) (2/9/02)
 Field Goal Percentage 66.7% (34-51) vs. Pittsburgh (1/30/02)*
 3 PT Field Goals Made 17 vs. St. John's (3/6/04)#
 17 vs. Louisville (2/4/06)#
 3 PT Field Goals Attempted 36 vs. Pittsburgh (1/4/06)
 3 PT Field Goals Percentage 61.9% (13-21) vs. Providence
 (1/14/06)*
 Free Throws Made 34 vs. Cincinnati (1/15/08)*
 Free Throws Attempted 42 vs. Cincinnati (1/15/08)*
 Free Throw Percentage 100.0% (19-19) vs. Villanova (1/14/03)#*
 Total Rebounds 64 vs. Georgetown (4OT) (2/9/02)
 Offensive Rebounds 24 vs. Seton Hall (1/8/01)
 Defensive Rebounds 35 vs. Louisville (2/12/09)*
 Assists 25 vs. Cincinnati (2/4/10)*
 Steals 10 on six occasions
 Blocked Shots 9 vs. Connecticut (2/9/04)*
 Turnovers 26 vs. Pittsburgh (2/8/00)
 Fouls 32 vs. Pittsburgh (1/4/06)

*Indicates game played at the Purcell Pavilion, Notre Dame, Ind.
 #Indicates school record

Notre Dame – BIG EAST Team Game Lows (1st Half)

Points 17 vs. Connecticut (3/3/10)*
 Field Goals Made 6 vs. Connecticut (2/21/04)
 6 vs. Cincinnati (1/15/08)*
 Field Goals Attempted 21 vs. Pittsburgh (3/11/10)
 Field Goal Percentage 18.8% (6-32) vs. Connecticut (2/21/04)
 3 PT Field Goals Made 0 vs. West Virginia (1/7/04)
 0 vs. Connecticut (1/12/99)
 3 PT Field Goals Attempted 5 on three occasions
 3 PT Field Goals Percentage 8.3% (1-12) vs. Providence (1/21/03)
 Free Throws Made 0 on nine occasions
 Free Throws Attempted 0 on seven occasions
 Free Throw Percentage 0.0% on nine occasions
 Total Rebounds 9 vs. Pittsburgh (3/11/10)
 Offensive Rebounds 0 on four occasions
 Defensive Rebounds 6 vs. Louisville (2/17/10)
 Assists 1 vs. Villanova (1/27/07)*
 Steals 0 on five occasions
 Blocked Shots 0 on 18 occasions
 Turnovers 0 vs. DePaul (1/23/10)*
 Fouls 2 vs. West Virginia (2/18/09)
 2 vs. Georgetown (2/27/10)

Notre Dame – BIG EAST Team Game Lows (2nd Half)

Points 18 vs. Pittsburgh (3/11/10)
 Field Goals Made 5 vs. West Virginia (1/9/10)*
 5 vs. Pittsburgh (3/11/10)
 Field Goals Attempted 13 vs. Pittsburgh (3/11/10)*
 Field Goal Percentage 26.3% (5-19) vs. West Virginia (1/9/10)*
 3 PT Field Goals Made 0 vs. Connecticut (1/12/99)
 0 vs. Providence (1/31/08)*
 3 PT Field Goals Attempted 3 vs. Pittsburgh (3/11/10)*
 3 PT Field Goals Percentage 0.0% (0-6) vs. Providence(1/31/08)*
 Free Throws Made 0 vs. Pittsburgh (1/12/04)
 Free Throws Attempted 2 on three occasions
 Free Throw Percentage 0.0% (0-2) vs. Pittsburgh (1/12/04)
 Total Rebounds 7 vs. Rutgers (3/1/03)
 Offensive Rebounds 2 vs. Connecticut (3/3/10)*
 Defensive Rebounds 4 vs. Rutgers (3/1/03)
 Assists 2 on three occasions
 Steals 0 on nine occasions
 Blocked Shots 0 on 16 occasions
 Turnovers 0 vs. West Virginia (3/10/04)
 Fouls 3 vs. West Virginia (1/7/04)*
 3 vs. Pittsburgh (2/24/10)*

Notre Dame – BIG EAST Team Game Lows (Total)

Points 48 vs. Georgetown (1/7/06)
 Field Goals Made 13 vs. Rutgers (3/1/03)
 Field Goals Attempted 34 vs. Pittsburgh (3/11/10)
 Field Goal Percentage 29.7% (19-64) vs. Connecticut (2/21/04)
 3 PT Field Goals Made 0 vs. Connecticut (1/12/99)
 3 PT Field Goals Attempted 6 vs. Seton Hall (2/6/99)
 3 PT Field Goals Percentage 10.5% vs. Rutgers (2/14/02)
 Free Throws Made 1 vs. Connecticut (2/28/09)
 Free Throws Attempted 4 vs. Pittsburgh (3/8/01)
 4 vs. Connecticut (1/24/09)*
 Free Throw Percentage 20.0% (1-5) vs. Connecticut (2/28/09)
 Total Rebounds 21 vs. Rutgers (3/1/03)
 Offensive Rebounds 4 on three occasions
 Defensive Rebounds 17 vs. Georgetown (2/27/10)
 Assists 7 vs. Rutgers (3/1/03)
 7 vs. Pittsburgh (3/8/01)
 Steals 1 vs. Marquette (1/26/09)*
 1 vs. Cincinnati (2/4/09)
 Blocked Shots 0 vs. Georgetown (1/6/07)
 0 vs. Marquette (3/6/10)
 Turnovers 2 vs. DePaul (1/23/10)*
 Fouls 6 vs. West Virginia (1/7/04)*

*Indicates game played at the Purcell Pavilion, Notre Dame, Ind.
 #Indicates school record



Opponent Highs and Lows in a BIG EAST Game

Opponent – BIG EAST Team Game High (1st Half)

Points	54, Connecticut (1/12/99)
Field Goals Made	22, Syracuse (3/4/03)*
Field Goals Attempted	44, Georgetown (3/4/01)*
Field Goal Percentage	65.2% (15-23), Providence (2/21/96)*
3 PT Field Goals Made	9 on three occasions
3 PT Field Goals Attempted	19, West Virginia (2/2/00)*
	19, Syracuse (1/11/06)*
3 PT Field Goals Percentage	100.0% (5-5), Connecticut (2/8/97)*
Free Throws Made	21, Connecticut (1/12/99)
Free Throws Attempted	23, Connecticut (1/12/99)
Free Throw Percentage	100.0% on nine occasions
Total Rebounds	33, Connecticut (2/21/04)
Offensive Rebounds	14, Georgetown (3/8/03)
Defensive Rebounds	21, on three occasions
Assists	15, Seton Hall (2/11/10)
Steals	9, Marquette (1/12/08)
Blocked Shots	10, Connecticut (2/21/04)
Turnovers	14, Pittsburgh (1/6/03)
Fouls	15, Villanova (1/27/10)

Opponent – BIG EAST Team Game High (2nd Half)

Points	68, Georgetown (4OT) (2/9/02)
Field Goals Made	23, Georgetown (4OT) (2/9/02)
Field Goals Attempted	60, Georgetown (4OT) (2/9/02)
Field Goal Percentage	66.7% (20-30), Pittsburgh (3/5/05)*
3 PT Field Goals Made	9, Pittsburgh (1/29/97)
3 PT Field Goals Attempted	9, West Virginia (1/9/10)*
3 PT Field Goals Percentage	20, Miami (2/23/02)
3 PT Field Goals Percentage	83.3% (5-6), Boston College (3/1/97)
Free Throws Made	24, Pittsburgh (1/4/06)
Free Throws Attempted	39, Pittsburgh (1/4/06)
Free Throw Percentage	100.0% (14-14), Miami (1/28/00)*
Total Rebounds	31, Syracuse (2/24/08)*
Offensive Rebounds	16, Syracuse (2/24/08)*
Defensive Rebounds	26, Connecticut (2/21/04)
Assists	19, Pittsburgh (1/4/06)
Steals	8, Marquette (1/12/08)
Blocked Shots	11, Georgetown (4 OT) (2/9/02)
Turnovers	10, Rutgers (1/31/04)
Fouls	20, Seton Hall (2/18/06)

Opponent – BIG EAST Team Game High (Total)

Points	111, Georgetown (2/9/02)
Field Goals Made	41, Syracuse (3/4/03)*
Field Goals Attempted	87, Georgetown (1/7/97)
Field Goal Percentage	56.5% (34-60), Syracuse (1/17/04)*
3 PT Field Goals Made	14, Syracuse (1/16/00)
3 PT Field Goals Attempted	37, West Virginia (1/9/10)*
3 PT Field Goals Percentage	71.4% (5-7), Seton Hall (2/5/03)
Free Throws Made	35, Louisville (2OT) (2/10/10)
Free Throws Attempted	46, Pittsburgh (1/4/06)
Free Throw Percentage	94.4% (17-18), Miami (1/25/00)*
Total Rebounds	59, Connecticut (2/21/04)
Offensive Rebounds	32, Georgetown (1/7/97)
Defensive Rebounds	42, Connecticut (1/24/09)*
Assists	30, Pittsburgh (1/4/06)
Steals	24, Georgetown (2/10/99)*
Blocked Shots	19, Connecticut (OT) (2/21/06)
Turnovers	23, Villanova (1/6/02)*
Fouls	33, West Virginia (2/11/97)*

Opponent – BIG EAST Team Game Lows (1st Half)

Points	16, Georgetown (3/4/04)*
Field Goals Made	6, Georgetown (2/16/05)*
Field Goals Attempted	18, Georgetown (2/27/10)
Field Goal Percentage	20.7% (6-29), Pittsburgh (1/12/02)
3 PT Field Goals Made	0 on eight occasions
3 PT Field Goals Attempted	2, Georgetown (2/1/03)*
3 PT Field Goals Percentage	0.0% on three occasions
Free Throws Made	0 on nine occasions
Free Throws Attempted	0, on five occasions
Free Throw Percentage	0.0% on nine occasions
Total Rebounds	7, Georgetown (2/27/10)
Offensive Rebounds	0, Virginia Tech (1/20/04)
Defensive Rebounds	5, Pittsburgh (2/24/10)*
Assists	2, USF (2/15/06)*
	2, Seton Hall (3/10/10)
Steals	0 on six occasions
Blocked Shots	0 on 11 occasions
Turnovers	1 on three occasions*
Fouls	1, DePaul (12/31/08)
	1, West Virginia (3/12/10)

Opponent – BIG EAST Team Game Lows (2nd Half)

Points	16, Pittsburgh (3/11/10)*
Field Goals Made	5, West Virginia (1/9/02)
Field Goals Attempted	17, Boston College (1/9/96)
Field Goal Percentage	22.7%, West Virginia (1/9/02)
3 PT Field Goals Made	0, Connecticut (2/26/01)
3 PT Field Goals Attempted	0, Pittsburgh (3/11/10)
3 PT Field Goals Percentage	2, Connecticut (2/28/09)
3 PT Field Goals Percentage	0.0% (0-3), Connecticut (2/26/01)
	0.0% (0-3), Pittsburgh (3/11/10)
Free Throws Made	0, on three occasions
Free Throws Attempted	0, Pittsburgh (1/29/97)
	0, St. John's (1/23/07)
Free Throw Percentage	0.0% on three occasions
Total Rebounds	6, Marquette (3/6/10)
Offensive Rebounds	0, Marquette (3/6/10)
Defensive Rebounds	3, Virginia Tech (2/22/03)*
Assists	1, Pittsburgh (3/11/10)
Steals	0, on four occasions
Blocked Shots	0, on 10 occasions
Turnovers	0, West Virginia (3/10/04)
	0, Pittsburgh (1/31/09)
Fouls	2, Connecticut (2/21/05)

Opponent – BIG EAST Team Game Lows (Total)

Points	45, Pittsburgh (3/11/10)*
Field Goals Made	17 on three occasions
Field Goals Attempted	40, Syracuse (2/5/05)
Field Goal Percentage	28.1% (18-64), Georgetown (3/4/04)*
3 PT Field Goals Made	1, Georgetown (2/7/98)
	1, South Florida (2/15/06)*
3 PT Field Goals Attempted	7, Seton Hall (2/5/03)
3 PT Field Goals Percentage	9.5% (2-21), Seton Hall (2/6/99)
Free Throws Made	1, DePaul (2/2/08)*
	1, Rutgers (2/25/09)*
Free Throws Attempted	3, Connecticut (2/12/00)*
	3, DePaul (2/2/08)*
Free Throw Percentage	20.0% (1-5), Rutgers (2/25/09)*
Total Rebounds	20, Georgetown (2/27/10)
Offensive Rebounds	4, West Virginia (2/18/03)
Defensive Rebounds	12, Georgetown (2/27/10)
Assists	6, Syracuse (2/5/05)
	6, Seton Hall (3/10/10)
Steals	1, Connecticut (3/11/04)
Blocked Shots	0 on four occasions
Turnovers	3, Marquette (1/26/09)*
Fouls	7, Connecticut (1/24/09)*
	7, Connecticut (2/28/09)

* Indicates game played at the Purcell Pavilion, Notre Dame, Ind.



The Last Time ...

Notre Dame recorded a ...

30-Point win was on 12/22/09 - ND 101, Bucknell 69 (32 points)*
40-Point win was on 12/8/07 - ND 108, Northern Illinois 62 (46 points)*
50-Point win was on 12/28/06 - ND 101, Rider 51 (50 points)
30-Point loss was on 1/7/99 - ND 62, Villanova 93 (31 points)*

Notre Dame shot ...

60% on FGs was on 12/22/09 - 60.7% (37-61) vs. Bucknell (ND 101 - Bucknell 69)*
65% on FGs was on 1/30/02 - 66.7% (34-51) vs. Pittsburgh (ND 89 - Pittsburgh 76)*
90% on FTs was on 1/30/10 - 90.0% (9-10) vs. Rutgers (ND 73 - Rutgers 74)

Notre Dame ...

Won 10 games in a row was from 11/24/07 thru 1/5/08 (10 straight)
Won 15 games in a row was from 12/31/53 thru 3/9/54 (18 straight)
Won 20 games in a row never
Lost 5 games in a row was from 1/12/09 thru 2/7/09 (7 straight)
Scored 100 points was on 12/22/09 (ND 101 - Bucknell 69)*
- Scored 100 points on the road was on 2/21/09 (ND 103 - Providence 84)
- Scored 100 points at a neutral site was on 3/12/78 (ND 100 - Houston 77) (NCAA First Round, Tulsa, OK)
- Scored 100 points and lost was on 3/20/71 (ND 106 - Houston 119) (NCAA Regional Semi-finals at Wichita, KS)
Allowed 100 points was on 11/26/08 vs. North Carolina (ND 87 - North Carolina 102)
Scored less than 50 points was on 3/22/08 vs. Washington State (ND 41 - Washington State 61)
Allowed less than 50 points was on 3/11/10 vs. Pittsburgh (ND 50 - Pittsburgh 45)*
Played an Overtime Game was on 3/6/10 (OT) at Marquette (ND 63 - Marquette 60)
- Played in a Multi-Overtime Game was on 2/17/10 (2OT) at Louisville (ND 89 - Louisville 91)
Won on a "last second" shot was on 3/19/09 vs. New Mexico (ND 70 - Pittsburgh 68 - Tory Jackson layup at 00:02)*
Had 5 double figure scorers was on 2/11/10 vs. Seton Hall (ND 87 - Seton Hall 90) Tory Jackson 25, Tim Abromaitis 18, Luke Harangody 13, Tyrone Nash 13, Ben Hansbrough 10
Had 6 double figure scorers was on 12/14/03 vs. DePaul (ND 82 - DePaul 69) Jordan Cornette 17, Chris Thomas 13, Colin Falls 12, Torin Francis 12, Chris Quinn 12, Rick Cornett 10
Had 7 double figure scorers never
Had two double-figure rebounders was on 1/23/10 vs. DePaul (ND 87 - DePaul 77) Luke Harangody 11, Tyrone Nash 10, Ben Hansbrough 10*
Had two players with double-doubles was on 1/23/10 vs. DePaul (ND 87 - DePaul 77) Luke Harangody (24 pts, 11 rebs), Ben Hansbrough (15 pts, 10 rebs), Tyrone Nash (13 pts, 10 rebs)*
Had three players with double-doubles . was on 1/23/10 vs. DePaul (ND 87 - DePaul 77) Luke Harangody (24 pts, 11 rebs), Ben Hansbrough (15 pts, 10 rebs), Tyrone Nash (13 pts, 10 rebs)*
Had two 30-point scorers was on 2/18/06 vs. Seton Hall (ND 102 - Seton Hall 91) Chris Quinn - 34, Colin Falls - 32
Had two 20-point scorers was on 2/17/10 vs. Louisville (2OT) (ND 89 - Louisville 91) Tim Abromaitis 29, Ben Hansbrough 21
Had three 20-point scorers was on 3/8/07 vs. Syracuse (ND 89 - Syracuse 83) Russell Carter 24, Luke Harangody 20, Colin Falls 23
Made 10 three-point field goals was on 2/24/10 vs. Pittsburgh - 10-18 (55.6%) (ND 68 - Pitt 53)*
Committed 10 turnovers or less was on 3/18/10 - 10 turnovers vs. Old Dominion (ND 50 - Old Dominion 51)
Committed 5 turnovers or less was on 1/23/10 - 2 turnovers vs. DePaul (ND 87 - DePaul 77)*
Committed 25 turnovers was on 2/8/00 - 26 turnovers vs. Villanova (ND 69 - Villanova 86)
Forced 25 turnovers was on 11/16/01 - 30 turnovers vs. New Hampshire (ND 95 - New Hampshire 53)

An Irish player had ...

25+ points was on 2/17/10 - Tim Abromaitis (29) vs. Louisville (2OT) (ND 89 - Louisville 91)
30+ points was on 2/4/10 - Luke Harangody (37) vs. Cincinnati (ND 83 - Cincinnati 65)*
35+ points was on 2/4/10 - Luke Harangody (37) vs. Cincinnati (ND 83 - Cincinnati 65)*
40+ points was on 2/28/08 - Luke Harangody (40) vs. Louisville (ND 85 - Louisville 90)
15 or more rebounds was on 2/7/10 - Luke Harangody (15) vs. USF (ND 65 - USF 62)*
20 rebounds was on 3/22/08 - Luke Harangody (22) vs. Washington State (ND 41 - Washington State 61)
a "double-double" was on 3/18/10 - Carleton Scott (14 pts., 10 rebs.) vs. Old Dominion (ND 50 - Old Dominion 51)
a "triple-double" was on 11/16/01 - Chris Thomas (24 pts, 11 ast, 11 steals) vs. New Hampshire (ND 99 - New Hampshire 53)*
20 points and 10 rebounds was on 3/10/10 - Luke Harangody (20 pts., 10 rebs.) vs. Seton Hall (ND 68 - Seton Hall 56)
20 points and 20 rebounds was on 1/8/01 - Troy Murphy (25 pts, 20 rebs) vs. Seton Hall (ND 76 - Seton Hall 78)
10 assists was on 1/18/10 - Tory Jackson (15) vs. Syracuse (ND 71 - Syracuse 84)*
10 blocks was on 11/17/02 - Jordan Cornette (11) vs. Belmont (ND 76 - Belmont 48)*#
10 steals was on 11/16/01 - Chris Thomas (11) vs. New Hampshire (ND 99, New Hampshire 53)*#

An opposing player had ...

25+ points was on 2/17/10 - Samardo Samuels (36), Louisville (2OT) (ND 89 - Louisville 91)
30+ points was on 2/17/10 - Samardo Samuels (36), Louisville (2OT) (ND 89 - Louisville 91)
35+ points was on 2/17/10 - Samardo Samuels (36), Louisville (2OT) (ND 89 - Louisville 91)
40+ points was on 2/8/87 - Danny Manning (40), Kansas (ND 60 - Kansas 70)
15 rebounds was on 1/2/10 - Stanley Robinson (16), Connecticut (ND 70 - Connecticut 82)
20 rebounds was on 1/31/09 - DeJuan Blair (22), Pittsburgh (ND 80 - Pittsburgh 93)
a "double-double" was on 3/3/10 - Gavin Edwards (10 pts., 11 rebs.), Connecticut (ND 58 - Connecticut 50)*
a "triple-double" was on 2/21/06 - Marcus Williams (18 pts, 10 rebs, 13 asts) Connecticut (ND 74 - Connecticut 75 - OT)
20 points and 10 rebounds was on 1/2/10 - Stanley Robinson (22 pts., 16 rebs.), Connecticut (ND 70 - Connecticut 82)
20 points and 20 rebounds was on 1/31/09 - DeJuan Blair (23 pts., 22 rebs.), Pittsburgh (ND 80 - Pittsburgh 93)
10 assists was on 2/11/10 - Eugene Harvey (10), Seton Hall (ND 87 - Seton Hall 90)
10 blocks was on 1/5/08 - Hasheem Thabeet (10), Connecticut (ND 73 - Connecticut 67)*
10 steals was on 1/29/89 - Mark Macon (11), Temple (ND 64 - Temple 60)*

*indicates Notre Dame home game; #school record; @Purcell Pavilion record



The Last Time In A BIG EAST Game...

Notre Dame Recorded a ...

30-Point win was on 2/12/09 - ND 90, Louisville 57 (33 points)*
 40-Point win never
 50-Point win never
 30-Point loss was on 1/7/99 - ND 62, Villanova 93 (31 points)

Notre Dame Shot ...

60% on FGs was on 1/6/01 - 60.8% (31-51) vs. Rutgers (ND 87 - Rutgers 80)*
 65% on FGs was on 1/30/02 - 66.7% (34-51) vs. Pittsburgh (ND 89 - Pittsburgh 76)*
 90% on FTs was on 1/30/10 - 90.0% (9-10) vs. Rutgers (ND 73 - Rutgers 74)

Notre Dame ...

Won 5 BIG EAST games in a row was from 2/24/10 thru 3/11/10 (6 straight)
 Won 10 BIG EAST games in a row never
 Lost 5 BIG EAST games in a row was from 1/12/09 thru 2/4/09 - (6 straight)
 Scored 100 points was on 2/21/09 (ND 103 - Providence 84)
 - Scored 100 points on the road was on 2/21/09 (ND 103 - Providence 84)
 - Scored 100 points on the neutral site never
 - Scored 100 points and lost never
 Allowed 100 points was on 1/17/07 vs. Villanova (ND 87 - Villanova 102)
 Scored less than 50 points was on 1/6/07 vs. Georgetown (ND 48 - Georgetown 66)
 Allowed less than 50 points was on 3/11/10 vs. Pittsburgh (ND 50 - Pittsburgh 45)*
 Played an Overtime Game was on 3/6/10 (OT) at Marquette (ND 63 - Marquette 60)
 - Played in a Multi-Overtime Game was on 2/17/10 (2OT) at Louisville (ND 89 - Louisville 91)
 Won on a "last second" shot was on 2/9/03 vs. Pittsburgh (ND 66 - Pittsburgh 64 - Torin Francis layup at 00:00.6)*
 Had 5 double figure scorers was on 2/11/10 vs. Seton Hall (ND 87 - Seton Hall 90) Tory Jackson 25, Tim Abromaitis 18, Luke Harangody 13, Tyrone Nash 13, Ben Hansbrough 10
 Had 6 double figure scorers never
 Had 7 double figure scorers never
 Had two double-figure rebounders was on 1/23/10 vs. DePaul (ND 87 - DePaul 77) Luke Harangody 11, Tyrone Nash 10, Ben Hansbrough 10*
 Had two players with double-doubles was on 1/23/10 vs. DePaul (ND 87 - DePaul 77) Luke Harangody (24 pts, 11 rebs), Ben Hansbrough (15 pts, 10 rebs), Tyrone Nash (13 pts, 10 rebs)*
 Had three players with double-doubles . was on 1/23/10 vs. DePaul (ND 87 - DePaul 77) Luke Harangody (24 pts, 11 rebs), Ben Hansbrough (15 pts, 10 rebs), Tyrone Nash (13 pts, 10 rebs)*
 Had four players with double-doubles...was on 2/9/02 vs. Georgetown (Notre Dame 116, Georgetown 111 - 4OT) - Matt Carroll (30 pts, 10 rebs, Ryan Humphrey (23 pts, 14 rebs), Chris Thomas (22 pts, 12 asts.), Harold Swanagan (11 pts, 10 reb.)
 Had two 30-point scorers was on 2/18/06 vs. Seton Hall (ND 102 - Seton Hall 91) - Chris Quinn - 34, Colin Falls - 32
 Had two 20-point scorers was on 2/17/10 vs. Louisville (2OT) (ND 89 - Louisville 91) Tim Abromaitis 29, Ben Hansbrough 21
 Had three 20-point scorers was on 3/8/07 vs. Syracuse (ND 89 - Syracuse 83) - Russell Carter 24, Luke Harangody 20, Colin Falls 23
 Made 10 three-point field goals was on 2/24/10 - 10-18 (.556) vs. Pittsburgh (ND 68 - Pitt 53)*
 Committed 10 turnovers or less was on 3/10/10 - 10 turnovers vs. Seton Hall (ND 68 - Seton Hall 56)
 Committed 5 turnovers or less was on 1/23/10 - 2 turnovers vs. DePaul (ND 87 - DePaul 77)*
 Committed 25 turnovers was on 2/8/00 - 26 turnovers vs. Villanova (ND 69 - Villanova 86)
 Forced 25 turnovers never

An Irish player had ...

25+ points was on 2/17/10 - Tim Abromaitis (29) vs. Louisville (2OT) (ND 89 - Louisville 91)
 30+ points was on 2/4/10 - Luke Harangody (37) vs. Cincinnati (ND 83 - Cincinnati 65)*
 35+ points was on 2/4/10 - Luke Harangody (37) vs. Cincinnati (ND 83 - Cincinnati 65)*
 40+ points was on 2/28/08 - Luke Harangody (40) vs. Louisville (ND 85 - Louisville 90)
 15 or more rebounds was on 2/7/10 - Luke Harangody (15) vs. USF (ND 65 - USF 62)*
 20 rebounds was on 1/8/01 - Troy Murphy (20) vs. Seton Hall (ND 76 - Seton Hall 78)
 a "double-double" was on 3/10/10 - Luke Harangody (20 pts., 10 rebs.) vs. Seton Hall (ND 68 - Seton Hall 56)
 a "triple-double" never
 20 points and 10 rebounds was on 2/4/10 - Luke Harangody (37 pts., 14 rebs.) vs. Cincinnati (ND 83 - Cincinnati 65)*
 20 points and 10 rebounds was on 3/10/10 - Luke Harangody (20 pts., 10 rebs.) vs. Seton Hall (ND 68 - Seton Hall 56)
 10 assists was on 1/18/10 - Tory Jackson (15) vs. Syracuse (ND 71 - Syracuse 84)*
 10 blocks never
 10 steals never

An opposing player had ...

25+ points was on 2/17/10 - Samardo Samuels (36), Louisville (2OT) (ND 89 - Louisville 91)
 30+ points was on 2/17/10 - Samardo Samuels (36), Louisville (2OT) (ND 89 - Louisville 91)
 35+ points was on 2/17/10 - Samardo Samuels (36), Louisville (2OT) (ND 89 - Louisville 91)
 40+ points never
 15 rebounds was on 1/2/10 - Stanley Robinson (16), Connecticut (ND 70 - Connecticut 82)
 20 rebounds was on 1/31/09 - DeJuan Blair (22), Pittsburgh (ND 80 - Pittsburgh 93)
 a "double-double" was on 3/3/10 - Gavin Edwards (10 pts., 11 rebs.), Connecticut (ND 58 - Connecticut 50)*
 a "triple-double" was on 2/21/06 - Marcus Williams (18 pts, 10 rebs, 13 asts), Connecticut (ND 74 - Connecticut 75 - OT)
 20 points and 10 rebounds was on 1/2/10 - Stanley Robinson (22 pts., 16 rebs.), Connecticut (ND 70 - Connecticut 82)
 20 points and 20 rebounds was on 1/31/09 - DeJuan Blair (23 pts., 22 rebs.), Pittsburgh (ND 80 - Pittsburgh 93)
 10 assists was on 2/11/10 - Eugene Harvey (10), Seton Hall (ND 87 - Seton Hall 90)
 10 blocks was on 1/5/08 - Hasheem Thabeet (10), Connecticut (ND 73 - Connecticut 67)*
 10 steals never

Note: Notre Dame began playing as a member of the BIG EAST Conference in 1995-96.

* indicates Notre Dame home game; @ indicates Purcell Pavilion record; # indicates school record





0 Eric Atkins

Freshman • 6-2 • 173
Columbia, Md. • Mount Saint Joseph

Number of Career Times ... Led Irish In:

Points	N/A
Rebounds	N/A
Blocks	N/A
Steals.....	N/A
Assists.....	N/A

Season and Career Bests

Points		Blocks	
Season	--	Season	--
Career	--	Career	--
Rebounds		FG's	
Season	--	Season	--
Career	--	Career	--
Assists		3PT FG's	
Season	--	Season	--
Career	--	Career	--
Steals		Minutes	
Season	--	Season	--
Career	--	Career	--

Game-By-Game Stats

Start FG-A 3P-A FTA Reb PF TP A TO BK S Min

Georgia Southern	_____
Liberty	_____
Chicago State	_____
Maine	_____
Georgia	_____
California/Temple	_____
BC/TAMUWisc./Manhattan	_____
Indiana State	_____
Kentucky	_____
Gonzaga	_____
Stony Brook	_____
UMBC	_____
Georgetown	_____
Syracuse	_____
Connecticut	_____
St. John's	_____
Marquette	_____
St. John's	_____
Cincinnati	_____
Marquette	_____
Pittsburgh	_____
DePaul	_____
Rutgers	_____
Louisville	_____
USF	_____
West Virginia	_____
Providence	_____
Seton Hall	_____
Villanova	_____
Connecticut	_____

Career Stats vs. BIG EAST

Opponent	GP-GS	Min.	FG-A	3PT-A	FT-A	Reb.	A	PF	B	S	Pts.
Cincinnati	0-0	0	0-0	0-0	0-0	0/0.0	0	0	0	0	0/0.0
Connecticut	0-0	0	0-0	0-0	0-0	0/0.0	0	0	0	0	0/0.0
DePaul	0-0	0	0-0	0-0	0-0	0/0.0	0	0	0	0	0/0.0
Georgetown	0-0	0	0-0	0-0	0-0	0/0.0	0	0	0	0	0/0.0
Louisville	0-0	0	0-0	0-0	0-0	0/0.0	0	0	0	0	0/0.0
Marquette	0-0	0	0-0	0-0	0-0	0/0.0	0	0	0	0	0/0.0
Pittsburgh	0-0	0	0-0	0-0	0-0	0/0.0	0	0	0	0	0/0.0
Providence	0-0	0	0-0	0-0	0-0	0/0.0	0	0	0	0	0/0.0
Rutgers	0-0	0	0-0	0-0	0-0	0/0.0	0	0	0	0	0/0.0
St. John's	0-0	0	0-0	0-0	0-0	0/0.0	0	0	0	0	0/0.0
Seton Hall	0-0	0	0-0	0-0	0-0	0/0.0	0	0	0	0	0/0.0
USF	0-0	0	0-0	0-0	0-0	0/0.0	0	0	0	0	0/0.0
Syracuse	0-0	0	0-0	0-0	0-0	0/0.0	0	0	0	0	0/0.0
Villanova	0-0	0	0-0	0-0	0-0	0/0.0	0	0	0	0	0/0.0
West Virginia	0-0	0	0-0	0-0	0-0	0/0.0	0	0	0	0	0/0.0


Career Statistics

Season	GP-GS	Min	Avg	FG-A	Pct	3FG-A	Pct	FT-A	Pct	O-D-TOT	Avg	PF-FO	Ast	TO	Blk	Stl	Pts	Avg	
2010-11																			
TOTAL																			

Career BIG EAST Statistics

Season	GP-GS	Min	Avg	FG-A	Pct	3FG-A	Pct	FT-A	Pct	O-D-TOT	Avg	PF-FO	Ast	TO	Blk	Stl	Pts	Avg	
2010-11																			
TOTAL																			





1 Tyrone Nash | Senior • 6-8 • 232

Queens, N.Y. • Lawrence Woodmere Academy & Northfield Mt. Hermon

Number of Career Times ... Led Irish In:

Points	N/A
Rebounds	5
Blocks	15
Steals.....	11
Assists.....	7

Season and Career Bests

Points		Blocks	
Season	--	Season	--
Career	16 (vs. St. John's 2/14/10)	Career	3 (vs. USF 2/7/10)
Rebounds		FG's	
Season	--	Season	--
Career	11 (vs. Villanova 3/2/09)	Career	6 (vs. Loyola Marymount 12/12/09)
Assists		3PT FG's	
Season	--	Season	--
Career	6 (vs. Pittsburgh 3/11/10)	Career	--
Steals		Minutes	
Season	--	Season	--
Career	3 (on three occasions)	Career	38 (vs. St. John's 2/14/10)

Game-By-Game Stats

Start FG-A 3P-A FT-A Reb PF TP A TO BK S Min

Georgia Southern	_____
Liberty	_____
Chicago State	_____
Maine	_____
Georgia	_____
California/Temple	_____
BC/TAMUWisc./Manhattan	_____
Indiana State	_____
Kentucky	_____
Gonzaga	_____
Stony Brook	_____
UMBC	_____
Georgetown	_____
Syracuse	_____
Connecticut	_____
St. John's	_____
Marquette	_____
St. John's	_____
Cincinnati	_____
Marquette	_____
Pittsburgh	_____
DePaul	_____
Rutgers	_____
Louisville	_____
USF	_____
West Virginia	_____
Providence	_____
Seton Hall	_____
Villanova	_____
Connecticut	_____

Career Stats vs. BIG EAST

Opponent	GP-GS	Min.	FG-A	3PT-A	FT-A	Reb.	A	PF	B	S	Pts.
Cincinnati	2-2	39	1-2	0-0	2-5	6/3.0	2	9	0	1	4/2.0
Connecticut	4-2	77	13-28	0-0	2-8	22/5.5	5	6	0	3	28/7.0
DePaul	2-1	34	4-6	0-0	5-7	10/5.0	2	2	0	0	13/6.5
Georgetown	3-1	33	2-3	0-0	4-5	6/2.0	3	2	1	0	8/2.3
Louisville	2-1	42	2-6	0-0	0-2	10/5.0	4	6	1	1	4/2.0
Marquette	3-1	48	4-6	0-0	7-10	11/5.5	3	6	0	2	15/7.5
Pittsburgh	3-1	81	6-11	0-0	9-14	14/4.7	9	4	2	4	21/7.0
Providence	2-1	38	8-13	0-0	0-0	10/5.0	0	6	1	1	16/8.0
Rutgers	2-1	34	6-8	0-0	1-4	3/1.5	2	5	0	3	13/4.3
St. John's	3-1	65	5-10	0-0	6-9	8/2.7	7	5	2	3	16/5.3
Seton Hall	3-2	66	8-14	0-1	6-12	13/4.3	2	6	0	1	22/7.3
USF	4-2	66	7-16	0-0	10-12	18/4.5	3	9	3	2	24/6.0
Syracuse	3-1	21	0-3	0-0	1-2	2/0.7	0	4	0	1	1/0.3
Villanova	2-2	48	5-8	0-0	6-13	17/8.5	3	8	0	1	16/8.0
West Virginia	4-2	86	7-11	0-0	5-11	18/4.5	4	11	1	0	19/4.8


Career Statistics

Season	GP-GS	Min	Avg	FG-A	Pct	3FG-A	Pct	FT-A	Pct	O-D-TOT	Avg	PF-FO	Ast	TO	Blk	Stl	Pts	Avg
2007-08	15-0	59	3.9	6-13	.462	0-1	.000	3-11	.273	8-12-20	1.3	6-0	5	3	1	2	15	1.0
2008-09	34-1	384	11.3	37-73	.507	0-0	.000	27-50	.540	51-70-121	3.6	52-2	23	13	6	15	101	3.0
2009-10	35-35	923	26.4	96-177	.542	0-0	.000	80-133	.602	79-104-183	5.2	101-3	59	48	16	24	272	7.8
2010-11										Has Not Played								
TOTAL	84-36	1366	16.3	139-263	.529	0-1	.000	110-194	.567	138-186-324	3.9	159-5	87	64	23	41	388	4.6

Career BIG EAST Statistics

Season	GP-GS	Min	Avg	FG-A	Pct	3FG-A	Pct	FT-A	Pct	O-D-TOT	Avg	PF-FO	Ast	TO	Blk	Stl	Pts	Avg
2007-08	6-0	9	1.5	1-2	.500	0-1	.000	2-4	.500	1-1-2	0.3	0-0	0	0	0	0	4	0.7
2008-09	16-1	148	9.3	17-30	.567	0-0	.000	5-18	.278	21-26-47	2.9	25-1	7	2	2	6	39	2.4
2009-10	18-18	508	28.2	52-100	.520	0-0	.000	52-77	.675	45-55-100	5.6	59-3	33	21	8	14	156	8.7
2010-11										Has Not Played								
TOTAL	40-19	665	16.6	70-132	.530	0-1	.000	59-99	.596	67-82-149	3.7	84-4	40	23	10	20	199	5.0





5 Tom Kopko | Senior • 6-2 • 187 Chicago, Ill. • St. Laurence

Number of Career Times ... Led Irish In:

Points	N/A
Rebounds	N/A
Blocks	N/A
Steals.....	N/A
Assists.....	N/A

Season and Career Bests

Points		Blocks	
Season	--	Season	--
Career	5 (vs. Northern Illinois 12/8/07)	Career	--
Rebounds		FG's	
Season	--	Season	--
Career	2 (vs. Monmouth 11/16/07)	Career	2 (vs. Northern Illinois 12/8/07)
Assists		3PT FG's	
Season	--	Season	--
Career	1 (on two occasions)	Career	1 (on two occasions)
Steals		Minutes	
Season	--	Season	--
Career	1 (vs. USC Upstate 11/16/08)	Career	5 (vs. Northern Illinois 12/8/07)

Game-By-Game Stats

Start	FG-A	3P-A	FT-A	Reb	PF	TP	A	TO	BK	S	Min
Georgia Southern											
Liberty											
Chicago State											
Maine											
Georgia											
California/Temple											
BC/TAMUWisc./Manhattan											
Indiana State											
Kentucky											
Gonzaga											
Stony Brook											
UMBC											
Georgetown											
Syracuse											
Connecticut											
St. John's											
Marquette											
St. John's											
Cincinnati											
Marquette											
Pittsburgh											
DePaul											
Rutgers											
Louisville											
USF											
West Virginia											
Providence											
Seton Hall											
Villanova											
Connecticut											

Career Stats vs. BIG EAST

Opponent	GP-GS	Min.	FG-A	3PT-A	FT-A	Reb.	A	PF	B	S	Pts.
Cincinnati	0-0	0	0-0	0-0	0-0	0/0.0	0	0	0	0	0/0.0
Connecticut	0-0	0	0-0	0-0	0-0	0/0.0	0	0	0	0	0/0.0
DePaul	0-0	0	0-0	0-0	0-0	0/0.0	0	0	0	0	0/0.0
Georgetown	0-0	0	0-0	0-0	0-0	0/0.0	0	0	0	0	0/0.0
Louisville	0-0	0	0-0	0-0	0-0	0/0.0	0	0	0	0	0/0.0
Marquette	0-0	0	0-0	0-0	0-0	0/0.0	0	0	0	0	0/0.0
Pittsburgh	0-0	0	0-0	0-0	0-0	0/0.0	0	0	0	0	0/0.0
Providence	0-0	0	0-0	0-0	0-0	0/0.0	0	0	0	0	0/0.0
Rutgers	0-0	0	0-0	0-0	0-0	0/0.0	0	0	0	0	0/0.0
St. John's	0-0	0	0-0	0-0	0-0	0/0.0	0	0	0	0	0/0.0
Seton Hall	1-0	1	0-0	0-0	0-0	0/0.0	0	0	0	0	0/0.0
South Florida	0-0	0	0-0	0-0	0-0	0/0.0	0	0	0	0	0/0.0
Syracuse	0-0	0	0-0	0-0	0-0	0/0.0	0	0	0	0	0/0.0
Villanova	0-0	0	0-0	0-0	0-0	0/0.0	0	0	0	0	0/0.0
West Virginia	0-0	0	0-0	0-0	0-0	0/0.0	0	0	0	0	0/0.0

Career Statistics

Season	GP-GS	Min	Avg	FG-A	Pct	3FG-A	Pct	FT-A	Pct	O-D-TOT	Avg	PF-FO	Ast	TO	Blk	Stl	Pts	Avg
2007-08	5-0	11	2.2	2-4	.500	1-3	.333	0-1	.000	1-1-2	0.4	1-0	0	0	0	0	5	1.0
2008-09	6-0	12	2.0	3-7	.429	0-3	.000	1-2	.500	0-0-0	0.0	0-0	3	1	0	2	7	1.2
2009-10	8-0	13	1.6	3-6	.500	2-4	.500	0-0	.000	0-0-0	0.0	2-0	0	1	0	0	8	1.0
2010-11										Has Not Played								
TOTAL	19-0	36	1.9	8-17	.471	3-10	.300	1-3	.333	1-1-2	0.1	3-0	3	2	0	2	20	1.1

Career BIG EAST Statistics

Season	GP-GS	Min	Avg	FG-A	Pct	3FG-A	Pct	FT-A	Pct	O-D-TOT	Avg	PF-FO	Ast	TO	Blk	Stl	Pts	Avg
2007-08	1-0	0	0.0	0-0	.000	0-0	.000	0-0	.000	0-0-0	0.0	0-0	0	0	0	0	0	0.0
2008-09										Did Not Play								
2009-10										Did Not Play								
2010-11										Has Not Played								
TOTAL	1-0	0	0.0	0-0	.000	0-0	.000	0-0	.000	0-0-0	0.0	0-0	0	0	0	0	0	0.0





12 Alex Dragicevich | Freshman • 6-8 • 215 Northbrook, Ill. • Glenbrook North

Number of Career Times ... Led Irish In:

Points	N/A
Rebounds	N/A
Blocks	N/A
Steals.....	N/A
Assists.....	N/A

Season and Career Bests

Points	Season --	Blocks	Season --
Career --		Career --	
Rebounds	Season --	FG's	Season --
Career --		Career --	
Assists	Season --	3PT FG's	Season --
Career --		Career --	
Steals	Season --	Minutes	Season --
Career --		Career --	

Game-By-Game Stats

	Start	FG-A	3P-A	FT-A	Reb	PF	TP	A	TO	BK	S	Min
Georgia Southern												
Liberty												
Chicago State												
Maine												
Georgia												
California/Temple												
BC/TAMUWisc./Manhattan												
Indiana State												
Kentucky												
Gonzaga												
Stony Brook												
UMBC												
Georgetown												
Syracuse												
Connecticut												
St. John's												
Marquette												
St. John's												
Cincinnati												
Marquette												
Pittsburgh												
DePaul												
Rutgers												
Louisville												
USF												
West Virginia												
Providence												
Seton Hall												
Villanova												
Connecticut												

Career Stats vs. BIG EAST

Opponent	GP-GS	Min.	FG-A	3PT-A	FT-A	Reb.	A	PF	B	S	Pts.
Cincinnati	0-0	0	0-0	0-0	0-0	0/0.0	0	0	0	0	0/0.0
Connecticut	0-0	0	0-0	0-0	0-0	0/0.0	0	0	0	0	0/0.0
DePaul	0-0	0	0-0	0-0	0-0	0/0.0	0	0	0	0	0/0.0
Georgetown	0-0	0	0-0	0-0	0-0	0/0.0	0	0	0	0	0/0.0
Louisville	0-0	0	0-0	0-0	0-0	0/0.0	0	0	0	0	0/0.0
Marquette	0-0	0	0-0	0-0	0-0	0/0.0	0	0	0	0	0/0.0
Pittsburgh	0-0	0	0-0	0-0	0-0	0/0.0	0	0	0	0	0/0.0
Providence	0-0	0	0-0	0-0	0-0	0/0.0	0	0	0	0	0/0.0
Rutgers	0-0	0	0-0	0-0	0-0	0/0.0	0	0	0	0	0/0.0
St. John's	0-0	0	0-0	0-0	0-0	0/0.0	0	0	0	0	0/0.0
Seton Hall	0-0	0	0-0	0-0	0-0	0/0.0	0	0	0	0	0/0.0
USF	0-0	0	0-0	0-0	0-0	0/0.0	0	0	0	0	0/0.0
Syracuse	0-0	0	0-0	0-0	0-0	0/0.0	0	0	0	0	0/0.0
Villanova	0-0	0	0-0	0-0	0-0	0/0.0	0	0	0	0	0/0.0
West Virginia	0-0	0	0-0	0-0	0-0	0/0.0	0	0	0	0	0/0.0


Career Statistics

Season	GP-GS	Min	Avg	FG-A	Pct	3FG-A	Pct	FT-A	Pct	O-D-TOT	Avg	PF-FO	Ast	TO	Blk	Stl	Pts	Avg	
2010-11																			
TOTAL																			

Career BIG EAST Statistics

Season	GP-GS	Min	Avg	FG-A	Pct	3FG-A	Pct	FT-A	Pct	O-D-TOT	Avg	PF-FO	Ast	TO	Blk	Stl	Pts	Avg	
2010-11																			
TOTAL																			





14 Scott Martin | Senior • 6-8 • 219 Valparaiso, Ind. • Valparaiso

Number of Career Times ... Led Irish In:

Points	N/A
Rebounds	N/A
Blocks	N/A
Steals.....	N/A
Assists.....	N/A

Season and Career Bests

Points		Blocks	
Season	--	Season	--
Career	21 (vs. Missouri St. 12/23/07)	Career	3 (on two occasions)
Rebounds		FG's	
Season	--	Season	--
Career	9 (vs. Northwestern 3/1/08)	Career	6 (on two occasions)
Assists		3PT FG's	
Season	--	Season	--
Career	5 (vs. Minnesota 2/27/08)	Career	2 (on six occasions)
Steals		Minutes	
Season	--	Season	--
Career	4 (vs. Clemson 11/27/07)	Career	33 (vs. Indiana State 12/1/07)

Game-By-Game Stats

Start	FG-A	3P-A	FT-A	Reb	PF	TP	A	TO	BK	S	Min
Georgia Southern											
Liberty											
Chicago State											
Maine											
Georgia											
California/Temple											
BC/TAMUWisc./Manhattan											
Indiana State											
Kentucky											
Gonzaga											
Stony Brook											
UMBC											
Georgetown											
Syracuse											
Connecticut											
St. John's											
Marquette											
St. John's											
Cincinnati											
Marquette											
Pittsburgh											
DePaul											
Rutgers											
Louisville											
USF											
West Virginia											
Providence											
Seton Hall											
Villanova											
Connecticut											

Career Stats vs. BIG EAST

Opponent	GP-GS	Min.	FG-A	3PT-A	FT-A	Reb.	A	PF	B	S	Pts.
Cincinnati	0-0	0	0-0	0-0	0-0	0/0.0	0	0	0	0	0/0.0
Connecticut	0-0	0	0-0	0-0	0-0	0/0.0	0	0	0	0	0/0.0
DePaul	0-0	0	0-0	0-0	0-0	0/0.0	0	0	0	0	0/0.0
Georgetown	0-0	0	0-0	0-0	0-0	0/0.0	0	0	0	0	0/0.0
Louisville	1-1	22	3-6	0-1	5-8	3/3.0	0	4	0	1	11/11.0
Marquette	0-0	0	0-0	0-0	0-0	0/0.0	0	0	0	0	0/0.0
Pittsburgh	0-0	0	0-0	0-0	0-0	0/0.0	0	0	0	0	0/0.0
Providence	0-0	0	0-0	0-0	0-0	0/0.0	0	0	0	0	0/0.0
Rutgers	0-0	0	0-0	0-0	0-0	0/0.0	0	0	0	0	0/0.0
St. John's	0-0	0	0-0	0-0	0-0	0/0.0	0	0	0	0	0/0.0
Seton Hall	0-0	0	0-0	0-0	0-0	0/0.0	0	0	0	0	0/0.0
USF	0-0	0	0-0	0-0	0-0	0/0.0	0	0	0	0	0/0.0
Syracuse	0-0	0	0-0	0-0	0-0	0/0.0	0	0	0	0	0/0.0
Villanova	0-0	0	0-0	0-0	0-0	0/0.0	0	0	0	0	0/0.0
West Virginia	0-0	0	0-0	0-0	0-0	0/0.0	0	0	0	0	0/0.0

Career Statistics

Season	GP-GS	Min	Avg	FG-A	Pct	3FG-A	Pct	FT-A	Pct	O-D-TOT	Avg	PF-FO	Ast	TO	Blk	Stl	Pts	Avg
2007-08	32-8	700	21.9	84-255	.373	26-83	.313	78-112	.696	42-79-121	3.8	78-3	44	48	21	31	272	8.5
2008-09	Sat Out Due To NCAA Transfer Rules																	
2009-10	Did Not Play Due To Injury																	
2010-11	Has Not Played																	
TOTAL	32-8	700	21.9	84-255	.373	26-83	.313	78-112	.696	42-79-121	3.8	78-3	44	48	21	31	272	8.5

Career BIG EAST Statistics

Season	GP-GS	Min	Avg	FG-A	Pct	3FG-A	Pct	FT-A	Pct	O-D-TOT	Avg	PF-FO	Ast	TO	Blk	Stl	Pts	Avg
2008-09	Sat Out Due To NCAA Transfer Rules																	
2009-10	Did Not Play Due To Injury																	
2010-11	Has Not Played																	
TOTAL	0-0	0	0.0	0-0	.000	0-0	.000	0-0	.000	0-0-0	0.0	0-0	0	0	0	0	0	0.0





21 Tim Abromaitis | Graduate Student • 6-8 • 235 Unionville, Conn. • Farmington

Number of Career Times ... Led Irish In:

Points	7
Rebounds	3
Blocks	5
Steals.....	4
Assists.....	2

Season and Career Bests

Points	Season -- Career 31 (vs. UCF 12/6/09)	Blocks	Season -- Career 2 (vs. Georgetown 2/27/10)
Rebounds	Season -- Career 10 (vs. Rutgers 1/30/10)	FG's	Season -- Career 11 (vs. Louisville 2/17/10)
Assists	Season -- Career 3 (on four occasions)	3PT FG's	Season -- Career 5 (on three occasions)
Steals	Season -- Career 2 (on two occasions)	Minutes	Season -- Career 45 (vs. Louisville 2/17/10)

Game-By-Game Stats

	Start	FG-A	3P-A	FT-A	Reb	PF	TP	A	TO	BK	S	Min
Georgia Southern												
Liberty												
Chicago State												
Maine												
Georgia												
California/Temple												
BC/TAMUWisc./Manhattan												
Indiana State												
Kentucky												
Gonzaga												
Stony Brook												
UMBC												
Georgetown												
Syracuse												
Connecticut												
St. John's												
Marquette												
St. John's												
Cincinnati												
Marquette												
Pittsburgh												
DePaul												
Rutgers												
Louisville												
USF												
West Virginia												
Providence												
Seton Hall												
Villanova												
Connecticut												

Career Stats vs. BIG EAST

Opponent	GP-GS	Min.	FG-A	3PT-A	FT-A	Reb.	A	PF	B	S	Pts.
Cincinnati	2-2	66	11-20	4-5	12-15	11/5.5	4	6	1	3	38/19.0
Connecticut	2-1	70	7-21	2-9	2-2	8/4.0	2	4	0	2	18/9.0
DePaul	1-1	33	9-16	5-9	7-8	6/6.0	3	0	0	1	30/30.0
Georgetown	2-1	36	7-19	1-9	6-6	4/2.0	3	2	2	1	21/10.5
Louisville	1-1	45	11-18	2-4	5-6	5/5.0	0	4	1	0	29/29.0
Marquette	2-1	44	6-18	1-9	7-8	9/4.5	4	0	0	0	20/10.0
Pittsburgh	2-2	73	7-15	3-6	7-8	7/3.5	1	2	2	0	24/12.0
Providence	1-1	30	8-14	5-8	1-2	7/7.0	1	2	0	0	22/22.0
Rutgers	1-1	39	6-13	3-7	2-2	10/10.0	2	4	0	0	17/17.0
St. John's	1-1	39	7-11	4-6	6-8	6/6.0	1	1	0	1	24/24.0
Seton Hall	3-2	66	5-13	3-7	14-14	14/4.7	2	5	0	0	27/9.0
USF	2-2	63	7-16	3-8	1-1	8/4.0	5	3	0	1	18/9.0
Syracuse	1-1	38	10-17	5-11	1-2	2/2.0	3	4	1	0	26/26.0
Villanova	1-1	37	3-13	2-8	8-10	5/5.0	2	3	0	0	16/16.0
West Virginia	2-2	64	6-14	3-7	9-11	11/5.5	2	6	0	2	24/12.0

Career Statistics

Season	GP-GS	Min	Avg	FG-A	Pct	3FG-A	Pct	FT-A	Pct	O-D-TOT	Avg	PF-FO	Ast	TO	Blk	Stl	Pts	Avg
2007-08	12-0	40	3.3	6-21	.286	1-8	.125	7-7	1.000	5-7-12	1.0	5-0	3	4	1	1	20	1.7
2008-09										Did Not Play								
2009-10	35-26	1104	31.5	183-370	.495	81-189	.429	117-134	.873	43-123-166	4.7	76-1	52	42	11	17	564	16.1
2010-11										Has Not Played								
TOTAL	47-26	1144	24.3	189-391	.483	82-197	.416	124-141	.879	48-130-178	3.8	81-1	55	46	12	18	584	12.4

Career BIG EAST Statistics

Season	GP-GS	Min	Avg	FG-A	Pct	3FG-A	Pct	FT-A	Pct	O-D-TOT	Avg	PF-FO	Ast	TO	Blk	Stl	Pts	Avg
2007-08	3-0	5	1.7	1-2	.500	0-1	.000	2-2	1.000	0-0-0	0.0	1-0	1	1	0	0	4	1.3
2008-09										Did Not Play								
2009-10	18-17	647	35.9	102-217	.470	45-109	.413	78-90	.867	28-74-102	5.7	37-1	34	25	6	9	327	18.2
2010-11										Has Not Played								
TOTAL	21-17	652	31.0	103-219	.470	45-110	.409	80-92	.870	28-74-102	4.9	38-1	35	26	6	9	331	15.8





22 Jerian Grant | Freshman • 6-5 • 185 Bowie, Md. • DeMatha

Number of Career Times ... Led Irish In:

Points	N/A
Rebounds	N/A
Blocks	N/A
Steals.....	N/A
Assists.....	N/A

Season and Career Bests

Points		Blocks	
Season	--	Season	--
Career	--	Career	--
Rebounds		FG's	
Season	--	Season	--
Career	--	Career	--
Assists		3PT FG's	
Season	--	Season	--
Career	--	Career	--
Steals		Minutes	
Season	--	Season	--
Career	--	Career	--

Game-By-Game Stats

	Start	FG-A	3P-A	FT-A	Reb	PF	TP	A	TO	BK	S	Min
Georgia Southern												
Liberty												
Chicago State												
Maine												
Georgia												
California/Temple												
BC/TAMUWisc./Manhattan												
Indiana State												
Kentucky												
Gonzaga												
Stony Brook												
UMBC												
Georgetown												
Syracuse												
Connecticut												
St. John's												
Marquette												
St. John's												
Cincinnati												
Marquette												
Pittsburgh												
DePaul												
Rutgers												
Louisville												
USF												
West Virginia												
Providence												
Seton Hall												
Villanova												
Connecticut												

Career Stats vs. BIG EAST

Opponent	GP-GS	Min.	FG-A	3PT-A	FT-A	Reb.	A	PF	B	S	Pts.
Cincinnati	0-0	0	0-0	0-0	0-0	0/0.0	0	0	0	0	0/0.0
Connecticut	0-0	0	0-0	0-0	0-0	0/0.0	0	0	0	0	0/0.0
DePaul	0-0	0	0-0	0-0	0-0	0/0.0	0	0	0	0	0/0.0
Georgetown	0-0	0	0-0	0-0	0-0	0/0.0	0	0	0	0	0/0.0
Louisville	0-0	0	0-0	0-0	0-0	0/0.0	0	0	0	0	0/0.0
Marquette	0-0	0	0-0	0-0	0-0	0/0.0	0	0	0	0	0/0.0
Pittsburgh	0-0	0	0-0	0-0	0-0	0/0.0	0	0	0	0	0/0.0
Providence	0-0	0	0-0	0-0	0-0	0/0.0	0	0	0	0	0/0.0
Rutgers	0-0	0	0-0	0-0	0-0	0/0.0	0	0	0	0	0/0.0
St. John's	0-0	0	0-0	0-0	0-0	0/0.0	0	0	0	0	0/0.0
Seton Hall	0-0	0	0-0	0-0	0-0	0/0.0	0	0	0	0	0/0.0
USF	0-0	0	0-0	0-0	0-0	0/0.0	0	0	0	0	0/0.0
Syracuse	0-0	0	0-0	0-0	0-0	0/0.0	0	0	0	0	0/0.0
Villanova	0-0	0	0-0	0-0	0-0	0/0.0	0	0	0	0	0/0.0
West Virginia	0-0	0	0-0	0-0	0-0	0/0.0	0	0	0	0	0/0.0

Career Statistics

Season	GP-GS	Min	Avg	FG-A	Pct	3FG-A	Pct	FT-A	Pct	O-D-TOT	Avg	PF-FO	Ast	TO	Blk	Stl	Pts	Avg	
2010-11																			
TOTAL																			

Career BIG EAST Statistics

Season	GP-GS	Min	Avg	FG-A	Pct	3FG-A	Pct	FT-A	Pct	O-D-TOT	Avg	PF-FO	Ast	TO	Blk	Stl	Pts	Avg	
2010-11																			
TOTAL																			





23 Ben Hansbrough | Senior • 6-3 • 203 Poplar Bluff, Mo. • Poplar Bluff

Number of Career Times ... Led Irish In:

Points	5
Rebounds	3
Blocks	4
Steals.....	13
Assists.....	14

Season and Career Bests

Points	Season -- Career 23 (vs. T. A&M Corpus Christi 12/2/06)	Blocks	Season -- Career 1 (on five occasions)
Rebounds	Season -- Career 10 (vs. DePaul 1/23/10)	FG's	Season -- Career 7 (on two occasions)
Assists	Season -- Career 10 (on two occasions)	3PT FG's	Season -- Career 5 (on three occasions)
Steals	Season -- Career 4 (on four occasions)	Minutes	Season -- Career 48 (vs. Louisville 2/17/10)

Game-By-Game Stats

	Start	FG-A	3P-A	FT-A	Reb	PF	TP	A	TO	BK	S	Min
Georgia Southern												
Liberty												
Chicago State												
Maine												
Georgia												
California/Temple												
BC/TAMUWisc./Manhattan												
Indiana State												
Kentucky												
Gonzaga												
Stony Brook												
UMBC												
Georgetown												
Syracuse												
Connecticut												
St. John's												
Marquette												
St. John's												
Cincinnati												
Marquette												
Pittsburgh												
DePaul												
Rutgers												
Louisville												
USF												
West Virginia												
Providence												
Seton Hall												
Villanova												
Connecticut												

Career Stats vs. BIG EAST

Opponent	GP-GS	Min.	FG-A	3PT-A	FT-A	Reb.	A	PF	B	S	Pts.
Cincinnati	2-2	78	7-17	3-12	3-6	9/4.5	14	6	0	2	20/10.0
Connecticut	2-2	78	4-19	3-10	9-12	7/3.5	3	9	0	6	20/10.0
DePaul	1-1	34	4-9	2-4	5-7	10/10.0	7	1	0	0	15/15.0
Georgetown	1-1	39	7-10	3-5	4-5	3/3.0	4	3	1	1	21/21.0
Louisville	1-1	48	4-14	3-10	10-12	8/8.0	3	1	0	2	21/21.0
Marquette	1-1	42	1-6	0-5	2-2	2/2.0	3	4	0	1	4/4.0
Pittsburgh	2-2	74	8-16	2-7	2-3	12/6.0	7	5	1	1	20/10.0
Providence	1-1	39	3-8	1-5	3-5	8/8.0	10	2	1	0	10/10.0
Rutgers	1-1	37	6-12	3-4	3-3	5/5.0	5	3	0	4	18/18.0
St. John's	1-1	40	5-8	3-4	0-0	4/4.0	3	3	0	0	13/13.0
Seton Hall	2-2	72	6-16	3-9	2-3	6/3.0	5	5	1	1	17/8.5
USF	2-2	75	5-15	3-8	3-6	8/4.0	5	5	0	0	16/8.0
Syracuse	1-1	31	2-7	2-7	3-3	1/1.0	2	4	0	0	9/9.0
Villanova	1-1	19	2-3	1-2	2-2	1/1.0	2	5	0	1	7/7.0
West Virginia	2-2	79	7-16	5-9	4-8	11/5.5	13	3	0	2	23/11.5


Career Statistics

Season	GP-GS	Min	Avg	FG-A	Pct	3FG-A	Pct	FT-A	Pct	O-D-TOT	Avg	PF-FO	Ast	TO	Blk	Stl	Pts	Avg
2006-07	35-9	827	23.6	75-175	.429	47-114	.440	58-74	.784	15-83-98	2.8	60-1	112	65	0	35	255	7.3
2007-08	30-28	1005	33.5	98-236	.415	62-173	.358	56-71	.789	20-95-115	3.8	68-2	77	48	2	31	314	10.5
2008-09										Did Not Play Due To Transfer Rules								
2009-10	35-35	1241	35.5	129-284	.454	67-162	.414	94-129	.729	29-107-136	3.9	82-2	153	63	5	37	419	12.0
2010-11										Has Not Played								
TOTAL	100-72	3073	30.7	302-695	.435	176-449	.392	208-274	.759	64-285-349	3.5	210-5	342	176	7	103	988	9.9

Career BIG EAST Statistics

Season	GP-GS	Min	Avg	FG-A	Pct	3FG-A	Pct	FT-A	Pct	O-D-TOT	Avg	PF-FO	Ast	TO	Blk	Stl	Pts	Avg
2009-10	18-18	670	37.2	62-149	.416	31-86	.360	50-70	.714	18-69-87	4.8	52-2	76	36	3	19	205	11.4
2010-11										Has Not Played								
TOTAL	18-18	670	37.2	62-149	.416	31-86	.360	50-70	.714	18-69-87	4.8	52-2	76	36	3	19	205	11.4





25 Tom Knight | Sophomore • 6-10 • 253 Dixfield, Maine • Dirigo

Number of Career Times ... Led Irish In:

Points	N/A
Rebounds	N/A
Blocks	N/A
Steals.....	N/A
Assists.....	N/A

Season and Career Bests

Points		Blocks	
Season	--	Season	--
Career	--	Career	--
Rebounds		FG's	
Season	--	Season	--
Career	--	Career	--
Assists		3PT FG's	
Season	--	Season	--
Career	--	Career	--
Steals		Minutes	
Season	--	Season	--
Career	--	Career	--

Game-By-Game Stats

Start	FG-A	3P-A	FT-A	Reb	PF	TP	A	TO	BK	S	Min
Georgia Southern											
Liberty											
Chicago State											
Maine											
Georgia											
California/Temple											
BC/TAMUWisc./Manhattan											
Indiana State											
Kentucky											
Gonzaga											
Stony Brook											
UMBC											
Georgetown											
Syracuse											
Connecticut											
St. John's											
Marquette											
St. John's											
Cincinnati											
Marquette											
Pittsburgh											
DePaul											
Rutgers											
Louisville											
USF											
West Virginia											
Providence											
Seton Hall											
Villanova											
Connecticut											

Career Stats vs. BIG EAST

Opponent	GP-GS	Min.	FG-A	3PT-A	FT-A	Reb.	A	PF	B	S	Pts.
Cincinnati	0-0	0	0-0	0-0	0-0	0/0.0	0	0	0	0	0/0.0
Connecticut	0-0	0	0-0	0-0	0-0	0/0.0	0	0	0	0	0/0.0
DePaul	0-0	0	0-0	0-0	0-0	0/0.0	0	0	0	0	0/0.0
Georgetown	0-0	0	0-0	0-0	0-0	0/0.0	0	0	0	0	0/0.0
Louisville	0-0	0	0-0	0-0	0-0	0/0.0	0	0	0	0	0/0.0
Marquette	0-0	0	0-0	0-0	0-0	0/0.0	0	0	0	0	0/0.0
Pittsburgh	0-0	0	0-0	0-0	0-0	0/0.0	0	0	0	0	0/0.0
Providence	0-0	0	0-0	0-0	0-0	0/0.0	0	0	0	0	0/0.0
Rutgers	0-0	0	0-0	0-0	0-0	0/0.0	0	0	0	0	0/0.0
St. John's	0-0	0	0-0	0-0	0-0	0/0.0	0	0	0	0	0/0.0
Seton Hall	0-0	0	0-0	0-0	0-0	0/0.0	0	0	0	0	0/0.0
USF	0-0	0	0-0	0-0	0-0	0/0.0	0	0	0	0	0/0.0
Syracuse	0-0	0	0-0	0-0	0-0	0/0.0	0	0	0	0	0/0.0
Villanova	0-0	0	0-0	0-0	0-0	0/0.0	0	0	0	0	0/0.0
West Virginia	0-0	0	0-0	0-0	0-0	0/0.0	0	0	0	0	0/0.0


Career Statistics

Season	GP-GS	Min	Avg	FG-A	Pct	3FG-A	Pct	FT-A	Pct	O-D-TOT	Avg	PF-FO	Ast	TO	Blk	Stl	Pts	Avg
2009-10																		
2010-11																		
TOTAL																		

Career BIG EAST Statistics

Season	GP-GS	Min	Avg	FG-A	Pct	3FG-A	Pct	FT-A	Pct	O-D-TOT	Avg	PF-FO	Ast	TO	Blk	Stl	Pts	Avg
2009-10																		
2010-11																		
TOTAL																		





32 Joey Brooks | Sophomore • 6-6 • 215 Houston, Texas • Strake Jesuit Prep School

Number of Career Times ... Led Irish In:

Points	N/A
Rebounds	N/A
Blocks	N/A
Steals.....	2
Assists.....	N/A

Season and Career Bests

Points		Blocks	
Season	--	Season	--
Career	12 (vs. Bucknell 12/22/09)	Career	--
Rebounds		FG's	
Season	--	Season	--
Career	4 (vs. Liberty 11/22/09)	Career	3 (vs. Bucknell 12/22/09)
Assists		3PT FG's	
Season	--	Season	--
Career	2 (vs. Bucknell 12/22/09)	Career	1 (on four occasions)
Steals		Minutes	
Season	--	Season	--
Career	2 (vs. Liberty 11/22/09)	Career	12 (on two occasions)

Game-By-Game Stats

	Start	FG-A	3P-A	FT-A	Reb	PF	TP	A	TO	BK	S	Min
Georgia Southern												
Liberty												
Chicago State												
Maine												
Georgia												
California/Temple												
BC/TAMUWisc./Manhattan												
Indiana State												
Kentucky												
Gonzaga												
Stony Brook												
UMBC												
Georgetown												
Syracuse												
Connecticut												
St. John's												
Marquette												
St. John's												
Cincinnati												
Marquette												
Pittsburgh												
DePaul												
Rutgers												
Louisville												
USF												
West Virginia												
Providence												
Seton Hall												
Villanova												
Connecticut												

Opponent	GP-GS	Career Stats vs. BIG EAST										
		Min.	FG-A	3PT-A	FT-A	Reb.	A	PF	B	S	Pts.	
Cincinnati	2-0	3	1-1	1-1	0-0	1/0.5	0	0	0	0	0	3/1.5
Connecticut	2-0	1	0-0	0-0	0-0	1/0.5	1	1	0	0	0	0/0.0
DePaul	1-0	2	0-0	0-0	0-0	1/1.0	0	0	0	0	0	0/0.0
Georgetown	0-0	0	0-0	0-0	0-0	0/0.0	0	0	0	0	0	0/0.0
Louisville	1-0	2	0-0	0-0	0-0	0/0.0	0	1	0	0	0	0/0.0
Marquette	0-0	0	0-0	0-0	0-0	0/0.0	0	0	0	0	0	0/0.0
Pittsburgh	0-0	0	0-0	0-0	0-0	0/0.0	0	0	0	0	0	0/0.0
Providence	0-0	0	0-0	0-0	0-0	0/0.0	0	0	0	0	0	0/0.0
Rutgers	1-0	3	0-1	0-0	0-0	0/0.0	0	0	0	1	0	0/0.0
St. John's	1-0	5	0-0	0-0	2-2	0/0.0	0	0	0	0	2	2/2.0
Seton Hall	2-0	8	1-1	0-0	1-2	0/0.0	0	2	0	1	3	3/1.5
USF	0-0	0	0-0	0-0	0-0	0/0.0	0	0	0	0	0	0/0.0
Syracuse	0-0	0	0-0	0-0	0-0	0/0.0	0	0	0	0	0	0/0.0
Villanova	1-0	7	1-2	0-0	0-0	0/0.0	1	0	0	1	2	2/2.0
West Virginia	1-0	9	2-3	1-1	0-0	0/0.0	0	1	0	0	5	5/5.0

Career Statistics

Season	GP-GS	Min	Avg	FG-A	Pct	3FG-A	Pct	FT-A	Pct	O-D-TOT	Avg	PF-FO	Ast	TO	Blk	Stl	Pts	Avg
2009-10	22-0	86	3.9	15-31	.484	4-7	.571	11-16	.688	5-4-9	0.4	12-0	4	5	0	9	45	2.0
2010-11	Has Not Played																	
TOTAL	22-0	86	3.9	15-31	.484	4-7	.571	11-16	.688	5-4-9	0.4	12-0	4	5	0	9	45	2.0

Career BIG EAST Statistics

Season	GP-GS	Min	Avg	FG-A	Pct	3FG-A	Pct	FT-A	Pct	O-D-TOT	Avg	PF-FO	Ast	TO	Blk	Stl	Pts	Avg
2009-10	11-0	39	3.5	5-8	.625	2-2	1.000	3-4	.750	0-3-3	0.3	5-0	2	1	0	3	15	1.4
2010-11	Has Not Played																	
TOTAL	11-0	39	3.5	5-8	.625	2-2	1.000	3-4	.750	0-3-3	0.3	5-0	2	1	0	3	15	1.4





33 Mike Broghammer | Sophomore • 6-9 • 248 Orono, Minn. • Hopkins

Number of Career Times ... Led Irish In:

Points	N/A
Rebounds	N/A
Blocks	N/A
Steals.....	1
Assists.....	N/A

Season and Career Bests

Points		Blocks	
Season	--	Season	--
Career	5 (on two occasions)	Career	1 (vs. Bucknell 12/22/09)
Rebounds		FG's	
Season	--	Season	--
Career	3 (on three occasions)	Career	2 (on three occasions)
Assists		3PT FG's	
Season	--	Season	--
Career	1 (on two occasions)	Career	1 (vs. Bucknell 12/22/09)
Steals		Minutes	
Season	--	Season	--
Career	2 (vs. Louisville 2/17/10)	Career	11 (vs. Liberty 11/22/09)

Game-By-Game Stats

	Start	FG-A	3P-A	FT-A	Reb	PF	TP	A	TO	BK	S	Min
Georgia Southern												
Liberty												
Chicago State												
Maine												
Georgia												
California/Temple												
BC/TAMUWisc./Manhattan												
Indiana State												
Kentucky												
Gonzaga												
Stony Brook												
UMBC												
Georgetown												
Syracuse												
Connecticut												
St. John's												
Marquette												
St. John's												
Cincinnati												
Marquette												
Pittsburgh												
DePaul												
Rutgers												
Louisville												
USF												
West Virginia												
Providence												
Seton Hall												
Villanova												
Connecticut												

Career Stats vs. BIG EAST												
Opponent	GP-GS	Min.	FG-A	3PT-A	FT-A	Reb.	A	PF	B	S	Pts.	
Cincinnati	0-0	0	0-0	0-0	0-0	0/0.0	0	0	0	0	0/0.0	
Connecticut	1-0	1	0-0	0-0	0-0	0/0.0	0	0	0	0	0/0.0	
DePaul	0-0	0	0-0	0-0	0-0	0/0.0	0	0	0	0	0/0.0	
Georgetown	0-0	0	0-0	0-0	0-0	0/0.0	0	0	0	0	0/0.0	
Louisville	1-0	10	1-2	0-0	0-0	1/1.0	0	5	0	2	2/2.0	
Marquette	0-0	0	0-0	0-0	0-0	0/0.0	0	0	0	0	0/0.0	
Pittsburgh	1-0	3	0-1	0-0	0-0	0/0.0	0	0	0	0	0/0.0	
Providence	0-0	0	0-0	0-0	0-0	0/0.0	0	0	0	0	0/0.0	
Rutgers	0-0	0	0-0	0-0	0-0	0/0.0	0	0	0	0	0/0.0	
St. John's	0-0	0	0-0	0-0	0-0	0/0.0	0	0	0	0	0/0.0	
Seton Hall	0-0	0	0-0	0-0	0-0	0/0.0	0	0	0	0	0/0.0	
USF	0-0	0	0-0	0-0	0-0	0/0.0	0	0	0	0	0/0.0	
Syracuse	0-0	0	0-0	0-0	0-0	0/0.0	0	0	0	0	0/0.0	
Villanova	0-0	0	0-0	0-0	0-0	0/0.0	0	0	0	0	0/0.0	
West Virginia	0-0	0	0-0	0-0	0-0	0/0.0	0	0	0	0	0/0.0	


Career Statistics

Season	GP-GS	Min	Avg	FG-A	Pct	3FG-A	Pct	FT-A	Pct	O-D-TOT	Avg	PF-FO	Ast	TO	Blk	Stl	Pts	Avg
2009-10	13-0	71	5.5	10-22	.455	1-4	.250	3-7	.429	8-6-14	1.1	13-1	2	4	1	4	24	1.8
2010-11										Has Not Played								
TOTAL	13-0	71	5.5	10-22	.455	1-4	.250	3-7	.429	8-6-14	1.1	13-1	2	4	1	4	24	1.8

Career BIG EAST Statistics

Season	GP-GS	Min	Avg	FG-A	Pct	3FG-A	Pct	FT-A	Pct	O-D-TOT	Avg	PF-FO	Ast	TO	Blk	Stl	Pts	Avg
2009-10	3-0	14	4.7	1-3	.333	0-0	.000	0-0	.000	1-0-1	0.3	5-1	0	1	0	2	2	0.7
2010-11										Has Not Played								
TOTAL	3-0	14	4.7	1-3	.333	0-0	.000	0-0	.000	1-0-1	0.3	5-1	0	1	0	2	2	0.7





34 Carleton Scott | Senior • 6-8 • 218 San Antonio, Texas • James Madison

Number of Career Times ... Led Irish In:

Points	N/A
Rebounds	6
Blocks	22
Steals.....	4
Assists.....	1

Season and Career Bests

Points		Blocks	
Season	--	Season	--
Career	17 (vs. Georgetown 2/27/10)	Career	4 (vs. Bucknell 12/22/09)
Rebounds		FG's	
Season	--	Season	--
Career	14 (vs. Connecticut 3/3/10)	Career	7 (vs. Georgetown 2/27/10)
Assists		3PT FG's	
Season	--	Season	--
Career	3 (on two occasions)	Career	3 (vs. Georgetown 2/27/10)
Steals		Minutes	
Season	--	Season	--
Career	2 (vs. Liberty 11/22/09)	Career	42 (at Marquette 3/6/10)

Game-By-Game Stats

	Start	FG-A	3P-A	FT-A	Reb	PF	TP	A	TO	BK	S	Min
Georgia Southern												
Liberty												
Chicago State												
Maine												
Georgia												
California/Temple												
BC/TAMUWisc./Manhattan												
Indiana State												
Kentucky												
Gonzaga												
Stony Brook												
UMBC												
Georgetown												
Syracuse												
Connecticut												
St. John's												
Marquette												
St. John's												
Cincinnati												
Marquette												
Pittsburgh												
DePaul												
Rutgers												
Louisville												
USF												
West Virginia												
Providence												
Seton Hall												
Villanova												
Connecticut												

Career Stats vs. BIG EAST												
Opponent	GP-GS	Min.	FG-A	3PT-A	FT-A	Reb.	A	PF	B	S	Pts.	
Cincinnati	3-0	35	5-10	1-4	0-1	7/2.3	0	6	2	1	11/3.7	
Connecticut	4-1	55	4-12	2-6	2-4	16/4.0	4	3	4	1	12/3.0	
DePaul	1-0	8	0-2	0-1	0-0	1/1.0	0	0	0	0	0/0.0	
Georgetown	1-1	35	7-8	3-4	0-0	9/9.0	3	3	3	2	17/17.0	
Louisville	3-1	37	2-5	1-2	4-4	7/2.3	1	5	4	1	9/3.0	
Marquette	1-1	42	5-10	1-3	3-4	13/13.0	1	2	0	0	14/14.0	
Pittsburgh	2-1	53	5-7	2-3	0-0	5/2.5	2	8	1	1	12/6.0	
Providence	2-0	3	0-0	0-0	0-0	1/0.5	0	2	0	0	0/0.0	
Rutgers	1-0	0	0-0	0-0	0-0	0/0	0	0	0	0	0/0.0	
St. John's	2-0	28	3-6	1-2	0-0	6/3.0	3	4	1	0	7/3.5	
Seton Hall	2-1	31	6-11	1-4	0-0	11/5.5	1	5	1	1	13/6.5	
USF	2-0	17	1-1	1-1	0-0	6/3.0	1	2	2	0	3/1.5	
Syracuse	2-0	20	1-5	0-2	0-0	9/4.5	2	3	0	0	2/1.0	
Villanova	2-0	13	0-1	0-1	0-0	2/1.0	1	3	3	1	0/0.0	
West Virginia	2-1	35	3-7	2-5	0-0	5/2.5	2	2	1	0	8/4.0	

Career Statistics																		
Season	GP-GS	Min	Avg	FG-A	Pct	3FG-A	Pct	FT-A	Pct	O-D-TOT	Avg	PF-FO	Ast	TO	Blk	Stl	Pts	Avg
2007-08										Did Not Play								
2008-09	20-0	90	4.5	20-31	.645	3-7	.429	7-9	.778	6-17-23	1.2	10-0	7	2	3	5	50	2.5
2009-10	34-9	641	18.9	68-138	.493	19-54	.352	16-21	.762	45-112-157	4.6	63-3	37	29	37	16	171	5.0
2010-11										Has Not Played								
TOTAL	54-9	731	13.5	88-169	.521	22-61	.361	23-30	.767	51-129-180	3.3	73-3	44	31	40	21	221	4.1

Career BIG EAST Statistics																		
Season	GP-GS	Min	Avg	FG-A	Pct	3FG-A	Pct	FT-A	Pct	O-D-TOT	Avg	PF-FO	Ast	TO	Blk	Stl	Pts	Avg
2007-08										Did Not Play								
2008-09	11-0	16	1.5	4-6	.667	1-2	.500	0-0	.000	0-5-5	0.5	3-0	0	0	1	0	9	0.8
2009-10	17-5	317	18.6	29-65	.446	13-30	.433	9-13	.692	20-60-80	4.7	32-1	18	11	19	7	80	4.7
2010-11										Has Not Played								
TOTAL	28-5	333	11.9	33-71	.465	14-32	.438	9-13	.692	20-65-85	3.0	35-1	18	11	20	7	89	3.2





45 Jack Cooley | Sophomore • 6-9 • 244 Glenview, Ill. • Glenbrook South

Number of Career Times ... Led Irish In:

Points	N/A
Rebounds	N/A
Blocks	1
Steals.....	1
Assists.....	N/A

Season and Career Bests

Points		Blocks	
Season	--	Season	--
Career	5 (vs. Bucknell 12/22/09)	Career	2 (vs. Bucknell 12/22/09)
Rebounds		FG's	
Season	--	Season	--
Career	8 (vs. Bucknell 12/22/09)	Career	2 (on two occasions)
Assists		3PT FG's	
Season	--	Season	--
Career	1 (vs. North Florida 11/14/09)	Career	--
Steals		Minutes	
Season	--	Season	--
Career	2 (vs. Louisville 2/17/10)	Career	19 (vs. Louisville 2/17/10)

Game-By-Game Stats

	Start	FG-A	3P-A	FT-A	Reb	PF	TP	A	TO	BK	S	Min
Georgia Southern												
Liberty												
Chicago State												
Maine												
Georgia												
California/Temple												
BC/TAMUWisc./Manhattan												
Indiana State												
Kentucky												
Gonzaga												
Stony Brook												
UMBC												
Georgetown												
Syracuse												
Connecticut												
St. John's												
Marquette												
St. John's												
Cincinnati												
Marquette												
Pittsburgh												
DePaul												
Rutgers												
Louisville												
USF												
West Virginia												
Providence												
Seton Hall												
Villanova												
Connecticut												

Career Stats vs. BIG EAST												
Opponent	GP-GS	Min.	FG-A	3PT-A	FT-A	Reb.	A	PF	B	S	Pts.	
Cincinnati	1-0	1	0-0	0-0	0-0	0/0.0	0	0	0	0	0/0.0	
Connecticut	2-0	9	1-2	0-0	1-2	3/1.5	0	2	0	0	3/1.5	
DePaul	0-0	0	0-0	0-0	0-0	0/0.0	0	0	0	0	0/0.0	
Georgetown	1-0	12	2-2	0-0	0-0	3/3.0	0	0	0	0	4/4.0	
Louisville	1-0	19	1-1	0-0	0-1	5/5.0	0	5	1	2	2/2.0	
Marquette	0-0	0	0-0	0-0	0-0	0/0.0	0	0	0	0	0/0.0	
Pittsburgh	1-0	13	0-1	0-0	0-1	4/4.0	0	3	1	0	0/0.0	
Providence	0-0	0	0-0	0-0	0-0	0/0.0	0	0	0	0	0/0.0	
Rutgers	0-0	0	0-0	0-0	0-0	0/0.0	0	0	0	0	0/0.0	
St. John's	1-0	1	0-0	0-0	0-0	0/0.0	0	0	0	0	0/0.0	
Seton Hall	0-0	2	0-0	0-0	0-0	0/0.0	0	0	0	0	0/0.0	
USF	1-0	0	0-0	0-0	0-0	0/0.0	0	1	0	0	0/0.0	
Syracuse	0-0	0	0-0	0-0	0-0	0/0.0	0	0	0	0	0/0.0	
Villanova	1-0	3	0-0	0-0	0-0	0/0.0	0	0	0	0	0/0.0	
West Virginia	0-0	0	0-0	0-0	0-0	0/0.0	0	0	0	0	0/0.0	

Career Statistics

Season	GP-GS	Min	Avg	FG-A	Pct	3FG-A	Pct	FT-A	Pct	O-D-TOT	Avg	PF-FO	Ast	TO	Blk	Stl	Pts	Avg
2009-10	21-0	111	5.3	8-20	.400	0-0	.000	4-12	.333	22-15-37	1.8	19-1	1	4	5	3	20	1.0
2010-11										Has Not Played								
TOTAL	21-0	111	5.3	8-20	.400	0-0	.000	4-12	.333	22-15-37	1.8	19-1	1	4	5	3	20	1.0

Career BIG EAST Statistics

Season	GP-GS	Min	Avg	FG-A	Pct	3FG-A	Pct	FT-A	Pct	O-D-TOT	Avg	PF-FO	Ast	TO	Blk	Stl	Pts	Avg
2009-10	9-0	59	6.6	4-6	.667	0-0	.000	1-4	.250	7-8-15	1.7	14-1	0	1	2	2	9	1.0
2010-11										Has Not Played								
TOTAL	9-0	59	6.6	4-6	.667	0-0	.000	1-4	.250	7-8-15	1.7	14-1	0	1	2	2	9	1.0



2009-10 Notre Dame Men's Basketball
Notre Dame Combined Team Statistics (as of Mar 18, 2010)
All games

RECORD:	OVERALL	HOME	AWAY	NEUTRAL
ALL GAMES	23-12	17-3	3-6	3-3
CONFERENCE	10-8	7-2	3-6	0-0
NON-CONFERENCE	13-4	10-1	0-0	3-3

#	Player	gp-gs	min	avg	Total		3-Point		F-Throw		Rebounds				pf	dq	a	to	blk	stl	pts	avg
					fg-fga	fg%	3fg-fga	3fg%	ft-fa	ft%	off	def	tot	avg								
44	HARANGODY, Luke	30-25	989	33.0	244-507	.481	25-81	.309	140-178	.787	67	206	273	9.1	70	0	47	54	20	14	653	21.8
21	ABROMAITIS, Tim	35-26	1104	31.5	183-370	.495	81-189	.429	117-134	.873	43	123	166	4.7	76	1	52	42	11	17	564	16.1
23	HANSBROUGH, Ben	35-35	1241	35.5	129-284	.454	67-162	.414	94-129	.729	29	107	136	3.9	82	2	153	63	5	37	419	12.0
03	JACKSON, Tory	35-35	1312	37.5	117-288	.406	42-121	.347	61-96	.635	20	75	95	2.7	57	1	185	69	4	51	337	9.6
01	NASH, Tyrone	35-35	923	26.4	96-177	.542	0-0	.000	80-133	.602	79	104	183	5.2	101	3	59	48	16	24	272	7.8
34	SCOTT, Carleton	34-9	641	18.9	68-138	.493	19-54	.352	16-21	.762	45	112	157	4.6	63	3	37	29	37	16	171	5.0
20	PEOPLES, Jonathan	35-10	570	16.3	43-105	.410	20-51	.392	12-18	.667	19	35	54	1.5	35	0	44	33	5	18	118	3.4
32	BROOKS, Joey	22-0	86	3.9	15-31	.484	4-7	.571	11-16	.688	5	4	9	0.4	12	0	4	5	0	9	45	2.0
33	BROGHAMMER, Mike	13-0	71	5.5	10-22	.455	1-4	.250	3-7	.429	8	6	14	1.1	13	1	2	4	1	4	24	1.8
05	KOPKO, Tom	8-0	13	1.6	3-6	.500	2-4	.500	0-0	.000	0	0	0	0.0	2	0	0	1	0	0	8	1.0
45	COOLEY, Jack	21-0	111	5.3	8-20	.400	0-0	.000	4-12	.333	22	15	37	1.8	19	1	1	4	5	3	20	1.0
41	ANDREE, Tim	8-0	14	1.8	2-5	.400	0-0	.000	0-0	.000	2	1	3	0.4	0	0	1	3	0	1	4	0.5
Team											63	60	123				7					
Total.....		35	7075		918-1953	.470	261-673	.388	538-744	.723	402	848	1250	35.7	530	12	585	362	104	194	2635	75.3
Opponents.....		35	7076		873-2008	.435	233-668	.349	414-558	.742	372	756	1128	32.2	633	17	487	361	117	209	2393	68.4

TEAM STATISTICS	ND	OPP	Date	Opponent	Score	Att.			
SCORING	2635	2393	11-14-09	NORTH FLORIDA	w 86-65	8048			
Points per game	75.3	68.4	11-16-09	ST. FRANCIS (PA)	w 95-72	7512			
Scoring margin	+6.9	-	11-19-09	LONG BEACH STATE	w 82-62	7876			
FIELD GOALS-ATT	918-1953	873-2008	^ 11-22-09	LIBERTY	w 91-72	7682			
Field goal pct	.470	.435	^ 11-24-09	KENNESAW STATE	w 80-62	7015			
3 POINT FG-ATT	261-673	233-668	^ 11-27-09	vs Northwestern	L 58-72	3308			
3-point FG pct	.388	.349	^ 11-28-09	vs St. Louis	w 64-52	3308			
3-pt FG made per game	7.5	6.7	12-1-09	IDAHO STATE	w 80-70	8033			
FREE THROWS-ATT	538-744	414-558	12-6-09	UCF	w 90-72	8004			
Free throw pct	.723	.742	12-9-09	IUPUI	w 93-70	7605			
F-Throws made per game	15.4	11.8	12-12-09	LOYOLA MARYMOUNT	L 85-87	8574			
REBOUNDS	1250	1128	12-19-09	UCLA	w 84-73	9149			
Rebounds per game	35.7	32.2	12-22-09	BUCKNELL	w 101-69	8612			
Rebounding margin	+3.5	-	* 12-30-09	PROVIDENCE	w 93-78	9149			
ASSISTS	585	487	* 1-2-10	at Connecticut	L 70-82	16294			
Assists per game	16.7	13.9	* 1-5-10	at USF	w 74-73	5107			
TURNOVERS	362	361	* 1-9-10	WEST VIRGINIA	w 70-68	9149			
Turnovers per game	10.3	10.3	* 1-16-10	at Cincinnati	L 58-60	11589			
Turnover margin	+0.0	-	* 1-18-10	SYRACUSE	L 71-84	9149			
Assist/turnover ratio	1.6	1.3	* 1-23-10	DEPAUL	w 87-77	9149			
STEALS	194	209	* 1-27-10	at Villanova	L 72-90	17619			
Steals per game	5.5	6.0	* 1-30-10	at Rutgers	L 73-74	7049			
BLOCKS	104	117	* 2-4-10	CINCINNATI	w 83-65	8530			
Blocks per game	3.0	3.3	* 2-7-10	USF	w 65-62	8520			
ATTENDANCE	168033	185359	* 2-11-10	at Seton Hall	L 87-90	8403			
Home games-Avg/Game	20-8402	9-13402	* 2-14-10	ST. JOHN'S	L 68-69	8547			
Neutral site-Avg/Game	-	6-10790	* 2-17-10	at Louisville	Lo2 89-91	19623			
			* 2-24-10	PITTSBURGH	w 68-53	8581			
Score by Periods	1st	2nd	OT	OT2	Totals				
Notre Dame	1262	1339	24	10	2635				
Opponents	1076	1284	21	12	2393				
						* 2-27-10	at Georgetown	w 78-64	15992
						* 3-3-10	CONNECTICUT	w 58-50	9149
						* 3-6-10	at Marquette	Wot 63-60	18942
						§ 3-10-10	vs Seton Hall	w 68-56	19375
						§ 3-11-10	vs Pittsburgh	w 50-45	19375
						§ 3-12-10	vs West Virginia	L 51-53	19375
						! 3-18-10	vs Old Dominion	L 50-51	0

* = Conference game
^ = Chicago Invitational Challenge
§ = BIG EAST Championship
! = NCAA Championship