

# 2006-07 Notre Dame Basketball



Notre Dame (4-1, 0-0 BIG EAST)

vs.

Winston-Salem St. (1-8, 0-0 Mid-Eastern Athletic Conference)

Wednesday, November 29, 2006 • 7:30 p.m. (EST)

Joyce Center (11,418) • Notre Dame, Ind.

## 2006-07 Notre Dame Schedule (4-1, 0-0)

### NOVEMBER

1 Wed.	ROCKHURST (Exhibition)	W, 79-44
6 Mon.	BELLARMINE (Exhibition)	W, 85-57
10 Fri.	IPFW	W, 92-49
13 Mon.	vs. Butler (ESPNU)	L, 69-71
14 Tue.	vs. Lafayette@	W, 92-60
19 Sun.	THE CITADEL	W, 74-50
27 Mon.	LEHIGH	W, 93-87
29 Wed.	WINSTON-SALEM STATE	7:30 p.m. (EST)

### DECEMBER

3 Sun.	vs. Maryland (BB&T Classic)%	6:30 p.m. (EST)
7 Thur.	ALABAMA (ESPN)	9:00 p.m. (EST)
16 Sat.	ELON	7:00 p.m. (EST)
19 Tue.	PORTLAND	7:30 p.m. (EST)
21 Thur.	ARMY	7:30 p.m. (EST)
28 Thur.	RIDER	8:00 p.m. (EST)
30 Sat.	STONY BROOK	4:00 p.m. (EST)

### JANUARY

3 Wed.	LOUISVILLE*	7:30 p.m. (EST)
6 Sat.	at Georgetown*	12:00 p.m. (EST)
9 Tue.	WEST VIRGINIA (ESPN2)*	7:00 p.m. (EST)
14 Sun.	SETON HALL*	2:00 p.m. (EST)
17 Wed.	at Villanova (ESPNU)*	7:00 p.m. (EST)
21 Sun.	USF*	1:00 p.m. (EST)
23 Tue.	at St. John's*	7:30 p.m. (EST)
27 Sat.	VILLANOVA (ESPN)*	4:00 p.m. (EST)
30 Tue.	at Syracuse (ESPNU)*	7:00 p.m. (EST)

### FEBRUARY

3 Sat.	at USF *	8:00 p.m. (EST)
8 Thur.	at DePaul (ESPN)*	7:00 p.m. (EST)
15 Thur.	PROVIDENCE (ESPN)*	7:00 p.m. (EST)
18 Sun.	at Cincinnati (ESPNU)*	2:00 p.m. (EST)
20 Tue.	DePAUL (ESPN2)*	7:00 p.m. (EST)
24 Sat.	MARQUETTE (ABC)*	3:30 p.m. (EST)

### MARCH

3 Sat.	at Rutgers (ESPN)*	4:00 p.m. (EST)
7- Wed/-	BIG EAST Championship	
10 Sat.	(Madison Square Garden)	

! — Dick's Sporting Goods NIT Season Tip-Off (First Round)

@ Consecro Fieldhouse

@ — Dick's Sporting Goods NIT Season Tip-Off (Second Round)

@ Consecro Fieldhouse

# — NIT Season Tip-Off (Semifinal)

\$ — NIT Season Tip-Off (Consolation/Championship)

% — Verizon Center (Washington, D.C.)

\* - BIG EAST Conference game



• The +26 differential in rebounding (54-28) is the largest ever by an Irish team under Mike Brey in six-plus seasons and the third-most rebounds in a regulation game.

## Media Information

**Television:** None

**Radio:** Jack Nolan (play-by-play analyst)

LaPhonso Ellis (color analyst)

Notre Dame Sports Properties originates the Notre Dame Radio Network which includes: WLS 890 AM in Chicago, Ill. (Chicago land area and Midwest); WZOW 97.7 FM and 102.3 FM in South Bend, Ind.; ESPN 950 AM in Indianapolis, Ind.; WLYV 1450 AM in Fort Wayne, Ind. and Northeast, Ind.; WLUV 96.7 AM in Rockford and DeKalb, Ill. and Beloit and Janesville, Wis.; WEFM 95.9 FM in Michigan City and Gary, Ind.; ESPN (WRSW) 1480 AM in Warsaw, Ind.; WAMW 107.9 FM and 1580 AM in Washington, Ind., and www.und.com.

**Real-Time Stats:** Live in-game statistics are available for all home games via the Notre Dame athletic website (www.und.com).

## Notre Dame vs. Winston-Salem St.:

Notre Dame is back in action just 48 hours after the hours beat Lehigh 93-87 on Monday. The game marked the return of Lehigh coach Billy Taylor, a former Irish basketball captain who played for the Irish from 1991-95. In the win, Notre Dame topped the 90-point mark for the third time in five games. Following tonight's contest, the Irish travel to the Verizon Center in Washington, D.C., to face Maryland in the BB&T Classic.

## Inching Closer:

Keep an eye on Colin Falls tonight. The Irish senior co-captain needs just 10 points tonight to become the 45th player in Notre Dame history to score 1,000 points. Heading into tonight's contest, he has 990 career points and owns a 10.3 career scoring average.

## Irish 1-1 at NIT:

Notre Dame finished with a 1-1 record in the two games of the Dick's Sporting Goods NIT Season Tip-Off Midwest Region held at Consecro Fieldhouse in Indianapolis.

**vs. Butler:** The Irish dropped a tough two-point decision (71-69) against Butler. In that contest, Colin Falls and Luke Harangody led Notre Dame with 17 points each, while Russell Carter added 15. Harangody also registered the first double-double of his young career as he grabbed 10 boards. The Irish shot 48.1 percent from the field and 58.8 percent from three-point range, while Butler connected on 49.1 percent overall from the floor.

**vs. Lafayette:** Notre Dame shot a blistering 72.0 percent (18-25) from the floor en route to the 32-point victory (92-60) and was 35-60 overall from the field (58.3%). Russell Carter notched his second 20-point outing of the season as he finished with 20 points to lead four Irish players in double figures. Luke Harangody tossed in a career-high points, while Rob Kurz added 16 points and eight rebounds. Rookie Tory Jackson tossed in 10 points. Kyle McAlarney dished off a career-high 12 assists in the game as part of Notre Dame's 28 assists overall in the contest.

## What's Not To Like About These Numbers:

Here's some of the numbers from Notre Dame's season-opening win over IPFW...

• Notre Dame shot 61.5 percent in the first half.

• Notre Dame's 55 first-half points were the second-most ever scored by the Irish in the first half under Mike Brey.

## TODAY'S PROBABLE STARTING LINEUP

### 2006-07 Statistics

No.	Player	Pos	Ht.	Wt.	Yr.	PPG.	RPG	Notes
31	Rob Kurz	F	6-9	235	Jr.	14.8	8.2	Scored a career-high 25 points against Lehigh
40	Luke Zeller	F/C	6-11	245	So.	7.2	3.2	Scored in double figures with 12 points against The Citadel
15	Colin Falls	G	6-5	200	Sr.	12.6	3.8	Needs 10 points for his 1,000th career point
23	Kyle McAlarney	G	6-1	194	So.	5.8	2.2	Career-high 12 assists versus Lafayette; averaging 7.0 aspg.
43	Russell Carter	G	6-4	220	Sr.	16.6	5.0	Current five-game double-figure scoring streak is longest of career

## OFF THE BENCH

### 2006-07 Statistics

No.	Player	Pos	Ht.	Wt.	Yr.	PPG.	RPG	Notes
2	Tory Jackson	G	5-10	185	Fr.	4.6	0.8	Scored 10 points in 16 minutes off the bench against Lafayette
11	Joe Harden	G	6-7	212	Fr.	0.7	0.7	Has played in three games and is averaging 4.0 minutes per game
20	Jonathan Peoples	G	6-3	214	Fr.	1.7	0.7	Played in three games and is averaging 3.7 minutes per game
33	Zach Hillesland	F	6-9	227	So.	5.4	5.8	Has scored in double figures in two games
35	Kieran Piller	G	6-2	198	Sr.	0.0	0.0	Second-year walk-on
41	Tim Andree	F	6-8	238	Fr.	0.0	0.0	First-year walk-on; Father Tim played basketball at ND (1979-83)
42	Ryan Ayers	G/F	6-8	210	So.	0.6	1.2	Averaging 11.0 minutes in the three games he has played
44	Luke Harangody	F	6-8	250	Fr.	15.0	5.2	Has scored in double figures in first five games

### ESPN/USA Today (Week 4)

	LW
1. Ohio State	3
2. UCLA	5
3. Pittsburgh	4
5. Kansas	12
6. North Carolina	2
7. Alabama	9
8. Texas A&M	10
9. Marquette	17
10. Duke	8
11. Washington	13
12. LSU	6
13. Wisconsin	7
14. Syracuse	14
15. Connecticut	18
16. Georgetown	8
17. Memphis	11
18. Butler	NR
19. Maryland	24
20. Nevada	20
21. Gonzaga	23
22. Wichita State	NR
23. Georgetown	16
24. Georgia Tech	19
25. Texas	25

• The 92 points were the most scored in season opener since the 2001-02 season (99-53 vs. New Hampshire on Nov. 16, 2001).

• The 43-point margin of victory was the most since an 89-45 (44 points) win over IUPUI on Nov. 18, 2002.

### The Captains:

Senior **Colin Falls** and junior **Rob Kurz** were selected captains by a vote of their teammates. Kurz' selection marks the third time in four years that the Irish have had a junior serving as a team captain.

### Early Start:

Notre Dame's season opener against IPFW marked the earliest start date ever in the 102-year history of the program. The earliest start date prior to this had been in 1998 when that Irish squad opened up the 1998-99 campaign with a 76-65 loss to Miami of Ohio on Nov. 13.

### Irish in Season Openers:

Notre Dame owns an all-time record of 84-18 (.824) in season openers and have won all seven of its openers under head coach Mike Brey. Since the opening of the Joyce Center in 1968-69, Irish teams are 33-6 (.846) in home openers. The last time Notre Dame lost a season opener at home was to Miami of Ohio on November 13, 1998.

### Irish Roll Under Brey In November:

Under head coach Mike Brey, the Irish are 25-3 (.892) all-time in games played during the month of November. The three November losses have been to Creighton 80-75 in the championship game of the Guardians Classic on Nov. 26, 2002; to North Carolina State (61-48) at the John R. Wooden Tradition at Conseco Fieldhouse in Indianapolis on Nov. 26; and to Butler (71-69) last Monday night in the first round of the NIT Season Tip-Off

### The Irish All-Time:

The 2006-07 men's basketball campaign marks the 102nd season of basketball and 12th as a member of the BIG EAST Conference. In 101-plus seasons, Irish teams have posted a 1585-878 record for a .643 winning percentage. In BIG EAST play, Notre Dame owns an 90-94 (.489) record all-time in conference regular-season play.

### Always In It:

Since the 2005-06 campaign, Notre Dame's 15 losses have been by a combined 61 points for an average of 4.1 points per game. The 14 setbacks a year ago were by a total of 59 points (4.2 points). The only double-digit loss was to North Carolina State (61-47). The Irish suffered 10 BIG EAST losses during the regular season and those were by a combined 35 points (3.5).

### Harangody Nabs First BIG EAST Weekly Honor:

Freshman **Luke Harangody** was named the BIG EAST Rookie of the Week on Nov. 20 as the league handed out its inaugural weekly honors for the 2006-07 season. He averaged 16.3 points and 6.0 rebounds in Notre Dame's first four outings and became the first Irish rookies since Torin Francis in 2002-03 to earn the league's rookie-of-the-week honor. Harangody has scored in double figures in all four games and is the first freshman since Troy Murphy in 1998-99 to net double figures in his first four collegiate outings.

### Hard-NOSEd Player:

Junior **Rob Kurz** sustained a broken in practice on Sunday evening, Nov. 5 after being elbowed accidentally by teammate **Luke Harangody**. He underwent surgery on Monday morning (Nov. 6) at 10:30 a.m. and was in street clothes that evening sitting on the bench in the exhibition game against Bellarmine. He returned to practice on Wednesday (Nov. 8) and has played and started all four contests.

### Keeping It Close:

In the 71 losses suffered by Irish teams in Mike Brey's six-plus seasons, only 16 have been by 10 or more points and have been by a combined 460 for an average of 6.5 points per game. Notre Dame's biggest losses have been on the road at Pittsburgh (72-55 on Jan. 5, 2003) and against Arizona (88-71 on March 27, 2003) in the NCAA West Regional semifinal in Anaheim, Calif. Prior to those setbacks, the worst defeat was a 16-point decision at Connecticut during Brey's first season.

### Going Overtime:

Notre Dame played five overtime games last season, matching the school record set during the 1955-56 campaign when that Irish team finished 1-4 in overtime contests. Three of those contests a year ago were decided in double overtime. The Irish were 0-5 in overtime games a year ago.

### Seven Straight Postseason Appearances:

Since 2000, Notre Dame has appeared in either the NCAA or NIT tournaments each of the last seven years. The Irish played in the 2000 NIT and then earned consecutive NCAA tournament berths — 2001, '02, '03, followed by NIT appearances in '04, '05 and '06. This is the longest stretch of postseason appearances for Irish teams since making eight straight from 1983-90 (NIT in 1983 and '84 and NCAA from 1985-90).

### Big Luke=Big Numbers:

After five games, freshman **Luke Harangody** is second on the team in both scoring (15.0 ppg.) and rebounding (5.2 rpg.). He has scored in double figures in all five of Notre Dame's games this season and is the first to do so since Troy Murphy in 1998-99 as he began his rookie season with 12 straight double-figure outings. Harangody recorded the first double-double of his career since Torin Francis in November of 2002 when he scored 17 points and grabbed 10 rebounds the loss to Butler. In back-to-back games against Lafayette and The Citadel, he has produced consecutive 18-point outings. Against the Leopards on Nov. 14, he finished with a career-best 17 points as he connected on 7-12 shots from the field and against the Bulldogs, he was 7-9 from the field and 4-4 from the free-throw line. Harangody is shooting 58.0 percent from the field (29-50) and 94.4 percent (17-18) from three-point range.

### Outscoring the Opponent:

In the 74-50 win over The Citadel on Nov. 19, Notre Dame held a 40-12 advantage at the break as the Irish limited the Bulldogs to just 21.7 percent shooting in the half (5-23). The 12 points were the fewest allowed by a Notre Dame team under Mike Brey in six-plus seasons. **Luke Harangody** came off the bench and scored 16 first-half points (7-9 from the field and 2-2 from the free-throw line) in 11 minutes, not only averaging 1.5 points per minute, but also outscoring the entire Citadel squad in the first 20 minutes of the contest.

### Hot Shooting:

Notre Dame is shooting 51.7 percent from the field (151-292) and 38.0 percent from three-point range (38-100) following four games. The Irish have shot better than 50.0 percent from the field in three games this season (54.0 percent (34-63) vs. IPFW, 58.3 percent (35-60) against Lafayette and 54.5 percent (30-55) vs. Lehigh). In the Lafayette game, Notre Dame shot a blistering 72.0 percent (18-25) in the second half, the highest field goal percentage ever by an Irish team in a half under head coach Mike Brey. Prior to its last game against The Citadel, Notre Dame had not shot below 48.0 percent in a game as the Irish also connected on 48.1 percent (25-52) in their loss to Butler. Against the Bulldogs, Notre Dame shot a season-low 43.5 percent (27-62).

### Board Dominance:

Not known in recent years to be a dominant rebounding team, Notre Dame has been exceptional on the boards this season and is currently outrebounding its opponent 39.0 to 27.0 for a +12.0 advantage. The Irish have outrebounded each of its first four opponents — IPFW (54-28), Butler (29-24), Lafayette (35-23), The Citadel (40-34) and Lehigh (32-24).

### BIG EAST Breakdown:

Notre Dame will play DePaul, USF and Villanova twice as part of its 16-game BIG EAST schedule. As was the case in 2005-06, each team will face 10 opponents once and three opponents twice (both home and away), but will not play two teams. The Irish will play home games against Louisville, Marquette, Providence, Seton Hall and West Virginia and will face Cincinnati, Georgetown, Rutgers, St. John's and Syracuse on the road. The two schools Notre Dame will not play during the upcoming campaign are Connecticut and Pittsburgh.

### 2006-07 BIG EAST Preseason Coaches' Poll

	Pts.
1. Pittsburgh (10)	219
2. Georgetown (4)	212
3. Syracuse (1)	182
4. Marquette (1)	181
5. Connecticut	173
6. Louisville	149
7. Villanova	146
8. DePaul	134
9. St. John's	105
10. Providence	102
11. <b>NOTRE DAME</b>	<b>80</b>
12. West Virginia	72
13. Cincinnati	52
14. Rutgers	49
15. Seton Hall	42
16. USF	22

First-place votes in parentheses

### 2006-07 Preseason All-BIG EAST Team

Jeff Adrien, Connecticut  
Wilson Chander, DePaul  
Sammy Mejia, DePaul  
Jeff Green, Georgetown  
Roy Hibbert, Georgetown  
Juan Palacios, Louisville  
Dominic James, Marquette  
Aaron Gray, Pittsburgh  
Lamont Hamilton, St. John's  
Terrence Roberts, Syracuse  
Curtis Sumpter, Villanova

### 2006-07 Preseason All-BIG EAST Honorable Mention

David Padgett, Louisville  
**Colin Falls, Notre Dame**  
Eric Devendorf, Syracuse

### 2006-07 Preseason BIG EAST Co-Players of the Year

Aaron Gray, Pittsburgh

### 2006-07 Preseason BIG EAST Rookie of the Year

Paul Harris, Syracuse

**Associated Press  
(Week 4)**

	<b>LW</b>
1. UCLA	5
2. Pittsburgh	3
3. Ohio State	4
4. Florida	1
5. Kansas	10
6. <b>Alabama</b>	<b>8</b>
7. North Carolina	2
8. <b>Marquette</b>	<b>13</b>
9. Texas A&M	11
10. LSU	6
11. Duke	9
12. Wisconsin	7
13. Washington	16
14. Memphis	12
15. <b>Syracuse</b>	<b>17</b>
16. Arizona	15
17. Wichita State	24
18. <b>Georgetown</b>	<b>14</b>
19. Butler	NR
20. Connecticut	18
21. Georgia Tech	19
22. Gonzaga	NR
23. <b>Maryland</b>	<b>25</b>
24. Nevada	NR
25. Virginia	NR

**Series Record vs. Winston-Salem State:**

This will be the first meeting between the two schools.

**Lafayette Brings Out Best in Kurz:**

Two of junior forward Rob Kurz' best games have come against Lafayette, ironically, the alma mater of both of his parents. In the 2005 season opener, Kurz scored a career-high 18 points on 8-10 shooting from the field (1-1 from three-point range and 1-1 from the line) and grabbed eight rebounds in 25 minutes of action. In Notre Dame's win on Nov. 14 versus the Leopards, he scored 16 points and again hauled in eight boards as he shot 7-10 from the field and 2-2 from three-point range. In the two games, he is shooting 75.0 percent (15-20) from the field and is perfect from three-point range (3-3).

**BIG EAST Formula For Success Under Brey:**

Since his arrival at Notre Dame, Brey has led Notre Dame to a 55-41 (.573) record in BIG EAST regular-season games and a 2-6 mark in tournament play for an overall record of 57-47 (.548) against league foes. In Brey's first season, the Irish posted their first-ever winning record in BIG EAST play and won the BIG EAST West Division title with an 11-5 mark. Prior to Brey's arrival at Notre Dame, Irish teams had a 35-53 (.398) regular-season record since joining the league in 1995-96.

**241 And Counting:**

Heading into today's game against Winston-Salem State, Notre Dame has hit at least one three-pointer in 241 straight games, a mark that dates back to the 1998-99 campaign. The last time an Irish team failed to hit a three-pointer was a 101-70 loss to Connecticut at the Hartford Civic Center on Jan. 12, 1999 as Notre Dame finished 0-7 from beyond the arc in the game. The 2005-06 Irish squad set the single-season record with 288 three-pointers.

**Spreading the Wealth:**

Notre Dame is averaging 19.0 assists per game and had a season-high 28 against Lafayette last Tuesday night with 35 baskets coming off of 28 assists. Twelve of those assists in the game were dished out by Kyle McAlarney, which marked a career-best for the Irish sophomore. This year, Notre Dame owns

a 0.64 assist-to-basket ratio (97 assists on 151 baskets).

**Home Sweet Home:**

Since the inaugural season in 1968-69 at the Joyce Center, Notre Dame owns a 459-141 record all-time for a .765 winning percentage. The Irish are 74-27 (.733) at the Joyce Center during Mike Brey's six-plus seasons, and since the 1996-97 campaign, they own a 122-42 mark for a .744 winning percentage. Notre Dame's 11-5 mark in 2005-06 at home marked the eighth time in nine years that the Irish won 10 or more home games. The Irish played their 600th game at the Joyce Center on Nov. 27, 2006 versus Lehigh.

**Approaching 1,000 Points:**

Senior **Colin Falls** needs 10 points to the 45th player in Notre Dame history to score 1,000 points. Falls has 990 career points for a 10.2 career scoring average. He has played in 96 career outings and started 65.

**Free Falls-ing:**

In 96 career outings, 246 of **Colin Falls'** 295 career field goals have come from three-point range which translates into an 83.4 percentage. Last season, he set the school record for three-point field goals made with 102 and is the only player in Notre Dame history with 90-plus three-pointers in two seasons (he also had 93 as a sophomore in 2004-05). During his career, he has connected on 246 of 611 three-point field goal attempts for a 40.3 percent accuracy from the field. Falls needs 57 three-point field goals this season to eclipse Chris Thomas' career mark of 302 he set from 2001-05.

**Another Way To Get His Three Points:**

While connecting from beyond the arc has been the conventional way of scoring three points for **Colin Falls**, the senior guard has had a penchant the last two-plus seasons for getting fouled shooting a three-pointer and going to the free-throw line for three attempts. As a sophomore, he was fouled a total of 16 times while shooting from beyond the arc and converted on 43-48 (.896) of his free-throw attempts. A year ago, Falls was fouled eight times and converted 19-25 (.760), including a first-ever four-point play versus Georgetown in the regular-season meeting between the two schools that sent the game into overtime. This year, he has been fouled three times (once versus Butler and twice against Lehigh) and connected on 8-9 attempts. In his career he is 70-81 (.864) from the line after getting fouled while shooting a three-pointer.

**Irish On The Road Under Brey:**

**Road Warriors:**

In Mike Brey's six-plus seasons, his Irish teams have compiled a road record of 48-44 (.521) that includes a 32-31 mark (.507) in true road games and a 16-13 (.552) record in neutral site contests.

	<u>Away</u> . . . .	<u>Neutral</u> . . . .	<u>Overall</u>
<b>2006-07</b>	0-0 . . . . .	1-1 . . . . .	1-1
<b>2005-06</b>	4-7 . . . . .	0-2 . . . . .	4-9
<b>2004-05</b>	4-6 . . . . .	0-1 . . . . .	4-7
<b>2003-04</b>	6-5 . . . . .	2-1 . . . . .	8-6
<b>2002-03</b>	4-5 . . . . .	6-3 . . . . .	10-8
<b>2001-02</b>	8-4 . . . . .	5-3 . . . . .	13-7
<b>2000-01</b>	6-4 . . . . .	2-2 . . . . .	8-6
<b>Totals</b>	<b>32-31</b> . . . .	<b>16-13</b> . . . .	<b>48-44</b>
	(.508) . . . . .	(.556) . . . . .	(.522)

**The Phonz Returns:**

Former Irish great LaPhonso Ellis (1988-92) returns to be the color analyst for Notre Dame basketball games on the radio, teaming with play-by-play analyst Jack Nolan in 2005-06. Nolan was the color analyst for a number of year on the network, but assumes the play-by-play duties this year. Ellis, who ranks 13th all-time in career scoring and third in rebounding (1,075), will do a select number of games this season.

**Frontcourt Efficiency:**

Notre Dame's backcourt has long been a staple of Mike Brey's offense, but this year, the Irish frontcourt its putting up impressive numbers of its own. Between its four frontline players, Notre Dame is shooting 65.3 percent from the field (79-121). **Zach Hillesland** mhas missed just one

shot and has connected on 11-12; **Luke Zeller** is shooting 73.7 percent as he has made 14-19 from the field; **Rob Kurz** has made 25 of his 40 shot attempts for a 62.5 percent accuracy and **Luke Harangody** has connected on 29-50 from the field, good for 58.0 percent.

### **There's a New Guy In Town:**

There will be a new face along the Irish sidelines this season. *Gene Cross*, a 1994 graduate of Illinois, joins the Notre Dame basketball staff after spending the 2005-06 campaign at Virginia. A 10-year veteran of the collegiate ranks, he spent three years (2002-05) on *Dave Leitao's* staff at DePaul before moving to Virginia when Leitao became the Cavaliers' head coach. He also spent six years on the staff at University of Illinois-Chicago (1996-02).

### **Home Grown:**

There are two Indiana natives on this year's Irish roster, and coincidentally, both are named Luke — sophomore forward *Luke Zeller* and freshman forward *Luke Harangody*. Zeller hails from the southern part of the state in Washington, while Harangody's hometown of Schererville is the western end. The last time a Notre Dame roster had more than one scholarship player from the state of Indiana was in 1993-94 — *Joe and Jon Ross* (Wabash) and *Jason Williams* (Indianapolis).

### **Philly Family Connection:**

Junior *Rob Kurz's* sister *Laura* is a junior on the Villanova women's basketball team (she is sitting out this season after transferring from Duke). Sophomore *Ryan Ayers's* father *Randy* is currently an assistant

coach with the Orlando Magic. He formerly was the head coach at Ohio State and with the Philadelphia 76ers.

### **Like Father, Like Son:**

The last name of freshman walk-on *Tim Andree* should be familiar to the Irish basketball faithful. His father *Tim* was a four-year monogram winner and played basketball for the Irish from 1979-83. It marks the first father-son basketball duo at Notre Dame since *Kevin Hawkins* (1978-81) was a walk-on member, following in his father *Tom's* (1956-59) footsteps.

---

## **Media Information**

### **2006-07 Notre Dame Men's Basketball Teleconference**

**Phone: (317) 263-8800**

**Passcode: 222856**

**All teleconferences begin at 10:00 a.m. (EST)/9:00 a.m. (CST)**

Wednesday, December 6  
Wednesday, December 13  
Wednesday, December 27  
Tuesday, January 2  
Monday, January 8  
Tuesday, January 16  
Thursday, January 25  
Thursday, February 1  
Wednesday, February 7  
Wednesday, February 14, 2007  
Thursday, February 22, 2007  
Thursday, March 1, 2007

### **2006-07 BIG EAST Teleconferences**

**Call: (913) 381-5533**

**Dec. 7, Jan. 11, Jan. 25, Feb. 8 and Feb. 22**

11:00 a.m. Mick Cronin (Cincinnati)  
11:08 a.m. Tom Crean (Marquette)  
11:16 a.m. John Thompson, II (Georgetown)  
11:24 a.m. Norm Roberts (St. John's)  
11:32 a.m. Jamie Dixon (Pittsburgh)  
11:40 a.m. Fred Hill (Rutgers)  
11:48 a.m. Jim Boeheim (Syracuse)  
11:56 a.m. Tim Welsh (Providence)

**Dec. 14, Jan. 4, Jan. 18, Feb. 1 and Feb. 15**

11:00 a.m. Jay Wright (Villanova)  
**11:08 a.m. Mike Brey (Notre Dame)**  
11:16 a.m. Jerry Wainwright (DePaul)  
11:24 a.m. Jim Calhoun (Connecticut)  
11:32 a.m. Robert McCullum (USF)  
11:40 a.m. Bobby Gonzalez (Seton Hall)  
11:48 a.m. John Beilein (West Virginia)  
11:56 a.m. Rick Pitino (Louisville)

## Joyce Center Renovation

On October 6, 2006, plans for the renovation of the Joyce Center arena — home to Notre Dame basketball — were announced and are scheduled to include new chair back seating and other upgrades.

In addition, a new two-story structure at the south end of the building will involve a new main entrance, along with club seating and a hospitality area, and house all ticket offices as well as a new varsity shop for apparel and souvenir sales.

The \$24.7 million renovation has been underwritten with a \$12.5 million leadership gift from Philip J. Purcell III, a Notre Dame alumnus and Trustee and the retired chairman and chief executive officer of Morgan Stanley. The arena will be named Purcell Pavilion at the Joyce Center.

Vincent J. Naimoli, chairman of the Tampa Bay Devil Rays Major League Baseball franchise, made a \$5 million gift. The new club/hospitality area as well as two outdoor patios that will be part of the new construction will be named for the Naimoli family.

### Changes to the interior of the Joyce Center arena will include:


- New, blue chair back seating from top to bottom of the arena, including all-new upper-arena sections. All seating will be replaced in the lower bowl (including platform seats), and the wooden bleachers in the upper bowl will be removed and replaced with treads and risers and permanent arena seats. The exchange of the bleacher sections for chair back seats will change the capacity from the current 11,418 to approximately 9,800.

- A stadium club/hospitality area (approximately 16,500 square feet) in the south end of the arena, with a separate, private entry and with premium club seating for nearly 800 fans (that figure is part of the projected 9,800 capacity). Included in this area will be food service and restroom facilities.

- New, fixed concession areas.
- Increased numbers of women's restrooms.
- Increased handicapped seating options.

### Exterior changes include:

- A new, two-story addition on the south end of the current structure. The second floor area will include the stadium club/hospitality area. The first-floor addition will include almost 4,500 square feet for ticket offices (including four exterior and 10 interior tickets windows), 3,000 square feet for the varsity shop, as well as a completely new main entrance and lobby situated between Gates 8 and 10. The new entrance will feature graphics and theming that highlight Notre Dame's competing athletic programs.



### Notre Dame's Records in 2006-07 when ...

Played at the Joyce Center.....	3-0
Played on the road.....	0-0
Played at a neutral site.....	1-1
BIG EAST Conference record (all games).....	0-0
Non-Conference record.....	4-1
Leading at halftime.....	3-0
Trailing at halftime.....	1-1
Tied at halftime.....	0-0
Playing an overtime game.....	0-0
Shoots .500 or better.....	3-0
Shoots .500 or less.....	1-1
Opponent shoots .500 or less.....	3-1
Shoots better than opponent.....	3-0
Shoots worse than opponent.....	1-1
Shoots same as opponent.....	0-0
Makes more free throws than opponent.....	3-1
Makes less free throws than opponent.....	1-0
Same number of free throws.....	0-0
Outrebounded opponents.....	4-1
Outrebounded by opponents.....	0-0
Same number of rebounds.....	0-0
Has more turnovers than opponent.....	0-1
Has fewer turnovers than opponent.....	4-0
Had same number of turnovers.....	0-0
Bench outscores opponent's bench.....	4-1
Outscored by opponent's bench.....	0-0
Bench points are the same.....	0-0
Plays a ranked opponent.....	0-0
Makes 10 or more three-pointers.....	0-1
No Notre Dame player fouls out.....	3-1
One Notre Dame player fouls out.....	1-0
Two or more Notre Dame players foul out.....	0-0
Wears White Uniforms.....	4-1
Wears Blue Uniforms.....	0-0
Wears Gold Uniforms.....	0-0

Wears Black Uniforms.....	0-0
Plays in an In-Season Tournament.....	1-1
Plays on Television.....	0-1
Plays in November.....	4-1
Plays in December.....	0-0
Plays in January.....	0-0
Plays in February.....	0-0
Plays in March.....	0-0
Plays in Day Games.....	1-0
Plays in Night Games.....	3-1
Plays on Sundays.....	1-0
Plays on Mondays.....	1-1
Plays on Tuesdays.....	1-0
Plays on Wednesdays.....	0-0
Plays on Thursdays.....	0-0
Plays on Fridays.....	1-0
Plays on Saturdays.....	0-1
Final Margin is 5 points or less.....	0-0
Final Margin is 6-10 points.....	1-0
Final Margin is 11-20 points.....	0-0
Final Margin is more than 20 points.....	3-0
Has a player score 20-plus points.....	3-0
Has a player score 30-plus points.....	0-0
Scores 59 points or less.....	0-0
Scores 60-69 points.....	0-1
Scores 70-79 points.....	1-0
Scoring 80-89 points.....	0-0
Scoring 90-plus points.....	3-0



## Head Coach Mike Brey

7th season at Notre Dame • 122-71 (.632)  
 12th season as a head coach • 221-123 (.642)

- Named the 17th head coach at the University of Notre Dame on July 14, 2000
- A 20-year veteran of the college ranks...
  - University of Notre Dame (head coach) 2000-06 (seven seasons)
  - University of Delaware (head coach) 1995-2000 (five seasons)
  - Duke University (assistant coach) 1987-95 (eight seasons)

• Played at DeMatha High School under legendary coach Morgan Wootten and graduated from there in 1977. Also served as an assistant coach for Wootten from 1982-87

• Received DeMatha High School's Distinguished Alumnus Award in October 2003

• Recipient of 2003 Coaches vs. Cancer Champion Award in recognition of his fund-raising efforts for the Coaches vs. Cancer Program and a member of the CVC National Council

• Along with wife Tish received the Distinguished Service Award from the South Bend Alumni Association, Community Hall of Fame Committee

• Signed a contract extension through 2011 on October 25, 2004

### Mike Brey vs. Ranked Opponents:

Overall: 17-41

at Notre Dame: 17-35

(2005-06: 1-7; 2004-05: 2-5; 2003-04: 2-8; 2002-03: 5-6; 2001-02: 3-6; 2000-01: 4-3)

at Delaware: 0-6

### Mike Brey in Overtime Games at Notre Dame:

Overall: 3-5

at Georgetown (2/9/02) 116-111 (4 OT)

at Boston College (1/25/03) 101-96

vs. Georgetown (2/1/03) 93-92 (2OT)

at Pittsburgh (1/4/06) 97-100 (2OT)

vs. Georgetown (1/24/06) 82-85 (2OT)

at Louisville (2/4/06) 86-89

at Connecticut (2/21/06) 74-75

at Michigan (3/20/06) 84-87 (2OT)

	<u>Overall</u>	<u>BIG EAST (regular season)</u>
2000-01	20-10	11-5 (1st place-West Division)
2001-02	22-11	10-6 (2nd place-West Division)
2002-03	24-10	10-6 (3rd place-West Division)
2003-04	19-13	9-7 (7th place)
2004-05	17-12	9-7 (6th place)
2005-06	16-14	6-10 (11th place)
2006-07	4-1	0-0
	122-71 (.632)	55-41 (.573)

• Has guided five of his 11 teams to NCAA tournament play; nine of those teams have advanced to the postseason (four NIT appearances)

• In his first season, led Notre Dame to the 2000-01 BIG EAST West Division championship (its first league regular-season title in school history). In 2002-03, guided the Irish to their first Sweet 16 appearance since 1987

• He is only coach in the program's history to lead his teams to three consecutive 20-win seasons and three straight NCAA tournament appearances in his first three seasons

• Spent eight years as an assistant coach under Mike Krzyzewski at Duke and during that time the Blue Devils advanced to the Final Four six times and won national championships in both 1991 and '92. While there, Duke compiled a 216-65 record

### Mike Brey Among BIG EAST's Best

Since his arrival, Mike Brey has compiled a 57-47 (.548) record in BIG EAST games (55-41 in regular season and 2-6 in tournament contests). Here's how the Irish coach ranks against some of the BIG EAST's best (both past and present)...

<b>Jim Calhoun (UC: 1986-)</b>	<b>248-130 (.656)</b>
<b>Jerry Wainwright (DU: 2005-)</b>	<b>5-11 (.313)</b>
John Thompson (GU: 1979-99)	231-123 (.653)
<b>John Thompson III (GU: 2004-)</b>	<b>21-16 (.568)</b>
<b>Rick Pitino (PC: 1985-87 and UL (2005-)</b>	<b>24-27 (.471)</b>
Paul Evans (UP: 1986-94)	76-70 (.524)
Ben Howland (UP: 1999-03)	46-29 (.613)
<b>Jamie Dixon (UP: 2003-)</b>	<b>38-18 (.679)</b>
Pete Gillen (PC: 1994-98)	38-43 (.469)
<b>Tim Welsh (PC: 1998-)</b>	<b>59-79 (.428)</b>
Lou Carnesecca (SJU: 1979-92)	139-80 (.635)
Mike Jarvis (SJU: 1998-03)	57-36 (.613)
<b>Norm Roberts (2004-)</b>	<b>8-24 (.250)</b>
P.J. Carlesimo (SH: 1982-94)	90-130 (.409)
Tommy Amaker (SH: 1997-01)	35-39 (.473)
Louis Orr (SH: 2001-06)	39-47 (.453)
<b>Robert McCullum (2005-)</b>	<b>1-15 (.063)</b>
<b>Jim Boeheim (SU: 1979-)</b>	<b>322-175 (.649)</b>
Rollie Massimino (VU: 1979-92)	123-92 (.572)
Steve Lappas (VU: 1992-01)	96-79 (.559)
<b>Jay Wright (VU: 2001-)</b>	<b>51-39 (.567)</b>
John Beilien (WVU: 2002-)	34-37 (.479)
Gale Catlett (WVU: 1995-02)	49-78 (.386)

### Irish Record Under Brey In Games Decided By....

1 point.....	9-6
2 points.....	4-6
3 points.....	7-14
4 points.....	3-5
5 points.....	3-5
6 points.....	6-2
7 points.....	7-5
8 points.....	3-8
9 points.....	3-4
10 points.....	6-3
11-15 points .....	26-11
16-20 points .....	15-2
21-30 points .....	14-0
31-40 points .....	11-0
41-50 points .....	5-0
50+points.....	0-0
	122-71

## Notre Dame under Mike Brey...

	<u>Overall</u>	<u>2006-07</u>
Overall	122-71 (.632)	4-1 (.800)
At Home	74-27 (.733)	3-0 (1.000)
On the Road	32-31 (.516)	0-0 (.000)
Neutral Site	16-13 (.551)	1-1 (.500)
vs. BIG EAST (all games)	57-47 (.548)	0-0 (.000)
BIG EAST GAMES (regular season)	55-41 (.573)	0-0 (.000)
Home	32-16 (.667)	0-0 (.000)
Road	23-25 (.479)	0-0 (.000)
Non-Conference Teams (regular season)	58-17 (.773)	4-1 (.800)
Home	40-9 (.816)	2-0 (1.000)
Road	8-5 (.615)	0-0 (.000)
Neutral	9-4 (.692)	1-1 (.500)
Notre Dame Shoots 50% or better	45-2 (.957)	3-0 (1.000)
Notre Dame Shoots less than 50%	76-67 (.531)	0-1 (.000)
Hold opponent to less than 50%	108-55 (.663)	3-1 (.750)
Hold opponent to less than 40%	68-9 (.883)	1-0 (1.000)
Outrebounds opponent	68-27 (.716)	4-1 (.800)
Plays an overtime game	3-5 (.375)	0-0 (.000)
Plays a ranked opponent	17-35 (.327)	0-0 (.000)
Plays in November	25-3 (.893)	4-1 (.800)
Plays in December	31-10 (.756)	0-0 (.000)
Plays in January	25-23 (.521)	0-0 (.000)
Plays in February	25-19 (.568)	0-0 (.000)
Plays in March	16-16 (.516)	0-0 (.000)
Scores 50 points or less	0-2 (.000)	0-0 (.000)
Scores 50+ points	122-69 (.638)	4-1 (.800)
Scores 60+ points	117-56 (.676)	4-1 (.800)
Scores 70+ points	96-37 (.722)	4-0 (1.000)
Scores 80+ points	55-10 (.846)	3-0 (1.000)
Scores 90+ points	25-1 (.962)	3-0 (1.000)
Scores 100+ points	6-0 (1.000)	0-0 (.000)
Season openers	7-0 (1.000)	1-0 (1.000)
Season openers at the Joyce Center	7-0 (1.000)	1-0 (1.000)
Record in first home game	7-0 (1.000)	1-0 (1.000)
Records in first road game (includes neutral)	3-4 (.500)	0-1 (.000)
Records in BIG EAST openers at home	4-5 (.444)	0-0 (.000)
Records in BIG EAST openers on the road	1-2 (.333)	0-0 (.000)
Best Record	24-10 (.706) (2002-03)	
Worst Record	16-14 (.533) (2005-06)	
Most BIG EAST wins in a season	11 (2000-01)	
Most BIG EAST losses in a season	11 (2005-06)	
Longest home winning streak	16 (2002-03)	2
Longest road winning streak	5 (2000-01)	1
Longest home losing streak	3 (2001-02)	0
Longest road losing streak (includes neutral)	5 (2005-06)	0

### Miscellaneous Irish Stats...

#### Career Games In Double Figures:

Colin Falls	39
Russell Carter	22
Rob Kurz	10
Kyle McAlarney	8
Luke Harangody	5
Luke Zeller	3
Zach Hillesland	2

#### Career Games With 20-Plus Points:

Colin Falls	13
Russell Carter	5
Rob Kurz	1

#### Career Games With 10-Plus Rebounds:

Rob Kurz	3
Russell Carter	1
Zach Hillesland	1
Luke Harangody	1

#### Career Games With 10-Plus Assists:

Colin Falls	1
Kyle McAlarney	1

#### Career Games With 30-Plus Points:

Colin Falls	1
-------------	---

#### Career Double-Doubles:

Rob Kurz	3
Russell Carter	1
Colin Falls	1
Zach Hillesland	1
Luke Harangody	1

#### Number of Career Games ... Led Irish In

Colin Falls —	
Scoring:	18
Steals:	11
Blocks:	8
Assists:	2
Rebounds	1

#### Russell Carter —

Scoring	7
Steals:	18
Blocks:	7
Rebounds	3

#### Rob Kurz —

Scoring:	3
Rebounds:	8
Blocks:	15
Steals:	9
Assists	1

#### Luke Zeller —

Rebounds:	3
Blocks:	4
Steals:	1

#### Kyle McAlarney —

Assists:	9
Scoring:	1
Steals:	4

#### Ryan Ayers —

Steals:	2
Blocks:	1

#### Zach Hillesland —

Rebounds:	1
Blocks:	1

#### Luke Harangody —

Scoring	2
Rebounds:	1
Steals:	3
Blocks	1



## Notre Dame Highs and Lows Under Mike Brey

### Notre Dame - Team Game High (1st Half)

Points ..... 57 vs. Sacred Heart (11/18/00)\*  
 Field Goals Made ..... 24 vs. IPFW (11/10/06)\*  
 Field Goals Attempted ..... 43 vs. New Hampshire (11/16/01)\*  
 Field Goal Percentage ..... 67.7% (21-31) vs. Pittsburgh (1/30/02)\*  
 3 PT Field Goals Made ..... 10 vs. Louisville (2/4/06)  
 3 PT Field Goals Attempted ..... 20 vs. Louisville (2/4/06)  
 3 PT Field Goals Percentage ..... 71.4% (5-7) vs. Fordham (12/28/05)\*  
 Free Throws Made ..... 11 vs. Connecticut (2/9/04)\*  
 Free Throws Attempted ..... 17 vs. Columbia (12/23/05)\*  
 Free Throw Percentage ..... 100.0% on four occasions  
 Total Rebounds ..... 27 vs. Army (12/19/04)\*  
 Offensive Rebounds ..... 14 vs. Army (12/19/04)\*  
 Defensive Rebounds ..... 19 vs. Georgetown (3/4/04)\*  
 Assists ..... 19 vs. Canisius (12/19/00)\*  
 Steals ..... 12 vs. New Hampshire (11/16/01)\*  
 Blocked Shots ..... 13 vs. Belmont (11/17/02)\*  
 Turnovers ..... 10, on two occasions  
 Fouls ..... 11 vs. Villanova (1/8/05)\*

### Notre Dame - Team Game High (2nd Half)

Points ..... 68 vs. Georgetown (2/9/02)  
 Field Goals Made ..... 24 vs. Pittsburgh (1/4/06)  
 Field Goals Attempted ..... 63 vs. Georgetown (2/9/02)  
 Field Goal Percentage ..... 72.0% vs. Lafayette (11/14/06)  
 3 PT Field Goals Made ..... 11 vs. St. John's (3/6/04)  
 3 PT Field Goals Attempted ..... 24 vs. Pittsburgh (1/4/06)  
 3 PT Field Goals Percentage ..... 75.0% (6-8) vs. Connecticut (2/21/05)  
 Free Throws Made ..... 27 vs. Seton Hall (2/18/06)  
 Free Throws Attempted ..... 30 vs. Seton Hall (2/18/06)  
 Free Throw Percentage ..... 100.0% (13-13) vs. Villanova (1/8/05)\*  
 Total Rebounds ..... 34 vs. Seton Hall (1/8/01)  
 Offensive Rebounds ..... 15 vs. Army (12/19/04)\*  
 Defensive Rebounds ..... 25 vs. Sacred Heart (11/18/00)\*  
 Assists ..... 16 vs. Army (12/19/04)\*  
 Steals ..... 14 vs. New Hampshire (11/16/01)\*  
 Blocked Shots ..... 6 vs. Belmont (11/17/02)  
 Turnovers ..... 13 vs. Niagara (12/21/05)\*  
 Fouls ..... 16 vs. Rutgers (1/31/04)

### Notre Dame - Team Game High (Total)

Points ..... 116 vs. Georgetown (2/9/02)  
 Field Goals Made ..... 42 vs. Canisius (12/19/00)\*  
 Field Goals Attempted ..... 94 vs. Georgetown (2/9/02)  
 Field Goal Percentage ..... 66.7% (34-51) vs. Pittsburgh (1/30/02)\*  
 3 PT Field Goals Made ..... 17 vs. St. John's (3/6/04)#  
 3 PT Field Goals Attempted ..... 17 vs. Louisville (2/4/06)#  
 3 PT Field Goals Percentage ..... 61.9% (13-21) vs. Providence (1/14/06)\*  
 Free Throws Made ..... 33 vs. Seton Hall (2/18/06)  
 Free Throws Attempted ..... 45 vs. Columbia (12/23/05)\*  
 Free Throw Percentage ..... 100% (5-5) vs. Illinois (3/22/03)  
 Total Rebounds ..... 64 vs. Georgetown (2/9/02)  
 Offensive Rebounds ..... 24 vs. Seton Hall (1/8/01)  
 Defensive Rebounds ..... 40 vs. Tennessee Tech (12/17/00)\*  
 Assists ..... 32 vs. Canisius (12/19/00)\*  
 Steals ..... 26 vs. New Hampshire (11/16/01)\*#  
 Blocked Shots ..... 19 vs. Belmont (12/17/02)\*#  
 Turnovers ..... 20, on two occasions  
 Fouls ..... 26 vs. Georgetown (2/9/02)

### Notre Dame - Team Game Lows (1st Half)

Points ..... 19 vs. Connecticut (2/21/04)\*  
 Field Goals Made ..... 6 vs. Connecticut (2/21/04)  
 Field Goals Attempted ..... 21 vs. Canisius College (12/22/01)  
 Field Goal Percentage ..... 18.8% (6-32) vs. Connecticut (2/21/04)  
 3 PT Field Goals Made ..... 0 vs. West Virginia (1/7/04)  
 3 PT Field Goals Attempted ..... 5 vs. Virginia Tech (1/20/04)  
 3 PT Field Goals Percentage ..... 0.0% (0-7) vs. IPFW (11/23/04)\*  
 Free Throws Made ..... 0 on six occasions  
 Free Throws Attempted ..... 0 on five occasions  
 Free Throw Percentage ..... 0.0% on five occasions  
 Total Rebounds ..... 10 vs. Pittsburgh (2/9/03)\*  
 Offensive Rebounds ..... 1 vs. Pittsburgh (2/9/03)\*  
 Defensive Rebounds ..... 8 vs. Pittsburgh (2/12/05)  
 Assists ..... 3 vs. Charleston Southern (11/26/04)\*  
 Steals ..... 1, on three occasions  
 Blocked Shots ..... 0, on 10 occasions  
 Turnovers ..... 1 vs. Georgetown (3/4/04)\*  
 Fouls ..... 0 vs. Samford (12/30/04)\*

### Notre Dame - Team Game Lows (2nd Half)

Points ..... 19 vs. Valparaiso (1/5/03)  
 Field Goals Made ..... 6 vs. Purdue (3/17/04)\*  
 Field Goals Attempted ..... 6 vs. Harvard (11/19/04)\*  
 Field Goal Percentage ..... 21.4% (6-28) vs. Harvard (11/19/04)\*  
 3 PT Field Goals Made ..... 1 on four occasions  
 3 PT Field Goals Attempted ..... 3 vs. Indiana (12/8/04)  
 3 PT Field Goals Percentage ..... 10.0% (1-10) vs. Seton Hall (1/12/03)\*  
 Free Throws Made ..... 0 vs. Pittsburgh (1/12/04)  
 Free Throws Attempted ..... 2 vs. Pittsburgh (1/12/04)  
 Free Throw Percentage ..... 0.0% (0-2) vs. Pittsburgh (1/12/04)  
 Total Rebounds ..... 7 vs. Rutgers (3/1/03)  
 Offensive Rebounds ..... 2 vs. Charleston Southern (11/26/04)  
 Defensive Rebounds ..... 4 vs. Rutgers (3/1/03)  
 Assists ..... 0 vs. Harvard (11/19/04)  
 Steals ..... 0 vs. Georgetown (3/4/04)\*  
 Blocked Shots ..... 0 vs. Villanova (1/26/05)  
 Turnovers ..... 0 vs. West Virginia (3/10/04)  
 Fouls ..... 3 vs. West Virginia (1/7/04)\*  
 ..... 3 vs. Hofstra (11/22/05)\*

### Notre Dame - Team Game Lows (Total)

Points ..... 48 vs. North Carolina St. (11/26/05)  
 Field Goals Made ..... 13 vs. Rutgers (3/1/03)  
 Field Goals Attempted ..... 44 vs. Canisius College (12/22/01)  
 Field Goal Percentage ..... 29.7% (19-64) vs. Connecticut (2/21/04)  
 3 PT Field Goals Made ..... 1 vs. Pittsburgh (2/3/01)  
 3 PT Field Goals Attempted ..... 8 vs. Pittsburgh (2/3/01)  
 3 PT Field Goals Percentage ..... 10.5% vs. Rutgers (2/14/02)  
 Free Throws Made ..... 2 vs. Syracuse (1/14/02)  
 Free Throws Attempted ..... 4 vs. Pittsburgh (3/8/01)  
 Free Throw Percentage ..... 35.6% (6-17) vs. Syracuse (2/5/05)  
 Total Rebounds ..... 21 vs. Rutgers (3/1/03)  
 Offensive Rebounds ..... 3 vs. DePaul (12/14/02)\*  
 Defensive Rebounds ..... 14 vs. DePaul (12/11/04)\*  
 Assists ..... 6 vs. Mississippi (3/18/01)  
 Steals ..... 1 vs. DePaul (12/11/04)  
 Blocked Shots ..... 1 on four occasions  
 Turnovers ..... 4 on three occasions  
 Fouls ..... 6 vs. West Virginia (1/7/04)\*

\* Indicates game played at the Joyce Center, Notre Dame, Ind.

# Indicates school record

## Opponent Highs and Lows Under Mike Brey

### Opponent - Team Game High (1st Half)

Points	53, Arizona (3/27/03)
Field Goals Made	23, Arizona (3/27/03)
Field Goals Attempted	43, Arizona (3/27/03)
Field Goal Percentage	59.3% (16-27), on three occasions
3 PT Field Goals Made	9, Syracuse (1/11/06)*
	9, Lehigh (11/27/06)*
3 PT Field Goals Attempted	19, Syracuse (1/11/06)*
3 PT Field Goal Percentage	81.8% (9-11), Lehigh (11/26/06)*
Free Throws Made	14, Sacred Heart (11/18/00)*
Free Throws Attempted	19, Sacred Heart (11/18/00)*
Free Throw Percentage	100.0%, on six occasions
Total Rebounds	33, Connecticut (2/21/04)
Offensive Rebounds	16, Northern Illinois (11/24/03)*
Defensive Rebounds	21, on four occasions
Assists	14, Arizona (3/27/03)
Steals	9, Miami (Fla.) (2/23/02)
Blocked Shots	9, Alabama (12/7/05)
Turnovers	16, Loyola (Chicago) (11/22/00)*
Fouls	16, Rutgers (2/14/01)

### Opponent - Team Game High (2nd Half)

Points	68, Georgetown (4 OT) (2/9/02)
Field Goals Made	20, Pittsburgh (1/30/02)*
Field Goals Attempted	41, Vermont (12/21/00)*
Field Goal Percentage	68.2% (15-22), American (12/21/03)*
3 PT Field Goals Made	9, Texas (12/8/02)
3 PT Field Goals Attempted	22, Tennessee Tech (12/17/00)*
3 PT Field Goal Percentage	100.0% (3-3), Seton Hall (2/5/03)
Free Throws Made	24, Pittsburgh (2 OT) (1/4/06)
Free Throws Attempted	39, Pittsburgh (2 OT) (1/4/06)
Free Throw Percentage	100.0% (14-14), Morehead State (12/28/03)*
Total Rebounds	38, Georgetown (4 OT) (2/9/02)
Offensive Rebounds	15, Loyola (Chicago) (11/22/00)*
Defensive Rebounds	27, Georgetown (4 OT) (2/9/02)
Assists	19, Pittsburgh (2 OT) (1/4/06)
Steals	9, on two occasions
Blocked Shots	11, Georgetown (4 OT) (2/9/02)
Turnovers	15, New Hampshire (11/16/01)*
Fouls	20, Seton Hall (2/18/06)

### Opponent - Team Game High (Total)

Points	111, Georgetown (4 OT) (2/9/02)
Field Goals Made	41, Syracuse (3/4/03)*
Field Goals Attempted	79, Vermont (12/21/00)*
Field Goal Percentage	63.0% (29-46), American (12/21/03)*
3 PT Field Goals Made	14, Texas (12/7/02)
	14, Lehigh (11/27/06)*
3 PT Field Goals Attempted	35, Tennessee Tech (12/17/00)*
3 PT Field Goal Percentage	73.7% (14-19), Lehigh (11/27/06)*
Free Throws Made	30, Pittsburgh (2 OT) (1/4/06)
Free Throws Attempted	46, Pittsburgh (2 OT) (1/4/06)
Free Throw Percentage	94.1% (16-17), Morehead State (12/28/03)*
Total Rebounds	59, Connecticut (2/21/04)
Offensive Rebounds	27, Loyola (Chicago) (11/22/00)*
Defensive Rebounds	38, Pittsburgh (2 OT) (1/4/06)
Assists	30, Pittsburgh (2 OT) (1/4/06)
Steals	13, Niagara (12/21/05)*
Blocked Shots	19, Connecticut (OT) (2/21/06)*
Turnovers	30, New Hampshire (11/16/01)*

Fouls..... 31, Columbia (12/23/05)\*

### Opponent - Team Game Lows (1st Half)

Points	12, The Citadel (11/19/06)
Field Goals Made	5, The Citadel (11/19/06)
Field Goals Attempted	20, Harvard (11/19/04)*
Field Goal Percentage	20.7% (6-29), Pittsburgh (1/12/02)
3 PT Field Goals Made	0, on six occasions
3 PT Field Goals Attempted	2, Georgetown (2/9/02)
3 PT Field Goal Percentage	0.0%, on six occasions
Free Throws Made	0, on 14 occasions
Free Throws Attempted	0, on six occasions
Free Throw Percentage	0.0%, on 13 occasions
Total Rebounds	9, North Carolina State (11/26/05)
Offensive Rebounds	0, Lafayette (11/14/06)
Defensive Rebounds	5, Fordham, (12/28/05)*
Assists	2, on four occasions
Steals	0, on four occasions
Blocked Shots	0, on nine occasions
Turnovers	1, on two occasions
Fouls	1, Pittsburgh (2/12/05)

### Opponent - Team Game Lows (2nd Half)

Points	16, Charleston Southern (11/26/04)*
Field Goals Made	5, Bucknell (11/22/02)*
Field Goals Attempted	20, on four occasions
Field Goal Percentage	16.7% (5-30), Bucknell (11/22/02)*
3 PT Field Goals Made	0, on five occasions
3 PT Field Goals Attempted	3, on five occasions
3 PT Field Goal Percentage	0.0% (0-11), on five occasions
Free Throws Made	0, Monmouth (1/25/01)
Free Throws Attempted	1, Monmouth (1/25/01)
Free Throw Percentage	0.0% (0-1), Monmouth (1/25/01)
Total Rebounds	7, American (12/21/03)*
Offensive Rebounds	1, Cincinnati (11/24/00)
Defensive Rebounds	3, Virginia Tech (2/22/03)*
Assists	2, on six occasions
Steals	0, on three occasions
Blocked Shots	0, on six occasions
Turnovers	0, West Virginia (3/10/04)
Fouls	4, Syracuse (1/14/02)

### Opponent - Team Game Lows (Total)

Points	38, Charleston Southern (11/26/04)*
Field Goals Made	12, Bucknell (11/22/02)*
Field Goals Attempted	35, Rutgers (3/1/03)
Field Goal Percentage	21.1% (12-57), Bucknell (11/22/02)*
3 PT Field Goals Made	1, on three occasions
3 PT Field Goals Attempted	8, St. John's (2/14/01)
3 PT Field Goal Percentage	5.9% (1-17), Cincinnati (11/24/00)
Free Throws Made	0, Charleston Southern (11/26/04)*
Free Throws Attempted	0, Charleston Southern (11/26/04)*
Free Throw Percentage	0.0% (0-0), Charleston Southern (11/26/04)*
Total Rebounds	22, West Virginia (2/11/06)*
Offensive Rebounds	3, Army (12/19/04)*
	3, West Virginia (2/1/06)
Defensive Rebounds	13, Fordham (12/28/05)*
Assists	5, Bucknell (11/22/02)*
Steals	1, Connecticut (3/11/04)
Blocked Shots	0, on five occasions
Turnovers	4, Syracuse, (2/15/03)
Fouls	10, on three occasions

\* Indicates game played at the Joyce Center, Notre Dame, Ind.

## The Last Time ...

### Notre Dame recorded a .....

30-Point win.....was on 11/24/06 - ND 92, Lafayette 60 (32 Points)\*  
40-Point win.....was on 11/10/06 - ND 92, IPFW 49 (43 Points)\*  
50-Point win.....was on 2/22/86 - ND 126, Miami 73 (53 Points)  
30-Point loss.....was on 1/7/99 - ND 62, Villanova 93 (31 Points)\*

### Notre Dame shot.....

60% on FGs.....was on 12/14/02 - 60.0% (30-50) vs, DePaul (ND 102, DePaul 71)  
65% on FGs.....was on 1/30/02 - 66.7% (34-51) vs. Pittsburgh (ND 89, Pittsburgh 76)\*  
90% on FTs.....was on 1/19/05 - 91.7% (11-12) vs. West Virginia (ND 70 - West Virginia 57)

### Notre Dame.....

Won 10 games in a row.....was from 12/1/73 thru 1/24/74 - 12 straight  
Won 15 games in a row.....was from 12/31/53 thru 3/9/54 - 18 straight  
Won 20 games in a row.....never  
Lost 5 games in a row.....was from 1/20/06 thru 2/4/06 - 5 straight  
Scored 100 points.....was on 2/18/06 (ND 102 - Seton Hall 92)  
- Scored 100 points on the road.....was on 2/18/06 (ND 102 - Seton Hall 92)  
- Scored 100 points at a neutral site.....was on 3/12/78 (ND 100 - Houston 77) (NCAA First Round, Tulsa, OK)  
- Scored 100 points and lost.....was on 3/20/71 (ND 106 - Houston 119) (NCAA Regional Semi-finals at Wichita, KS)  
Allowed 100 points.....was on 1/4/06 vs. Pittsburgh (ND 97 - Pittsburgh 100 - 2OT)  
Scored less than 50 points.....was on 11/26/05 vs. North Carolina State (ND 48 - North Carolina State 61)  
Allowed less than 50 points.....was on 11/10/06 vs. IPFW (ND 92 - IPFW 49)\*  
Played an Overtime Game.....was on 3/20/06 vs. Michigan (ND 87 - Michigan 84)\*  
-Played in a Multi-Overtime Game.....was on 3/20/06 vs. Michigan (ND 87 - Michigan 84 - 2OT)  
Won on a "last second" shot.....was on 2/9/03 vs. Pittsburgh (ND 66 - Pittsburgh 64 - Torin Francis layup at 00:00.6)\*  
Had 5 double figure scorers.....was on 11/26/06 vs. Lehigh (ND 93 - Lehigh 87)\* - Rob Kurz 25, Colin Falls 21, Russell Carter 14, Zach Hillesland 11, Luke Harangody 10  
Had 6 double figure scorers.....was on 12/14/03 vs. DePaul (ND 82 - DePaul 69) - Jordan Cornette 17, Chris Thomas 13, Colin Falls 12, Torin Francis 12, Chris Quinn 12, Rick Cornett 10  
Had 7 double figure scorers.....never  
Had two double-figure rebounders.....was on 11/10/06 vs. IPFW (ND 92 - IPFW 49)\* - Rob Kurz 12, Zach Hillesland 12  
Had two players with double-doubles.....was on 11/11/06 vs. IPFW (ND 92 - IPFW 49)\* - Rob Kurz (12 pts., 12 rebs.), Zach Hillesland (11 pts., 12 asts.)  
Had three players with double-doubles.....never  
Had two 30-point scorers.....was on 2/18/06 vs. Seton Hall (ND 102 - Seton Hall 91) - Chris Quinn - 34, Colin Falls - 32  
Had two 20-point scorers.....was on 11/27/06 vs. Lehigh (ND 93 - Lehigh 87)\* - Rob Kurz - 25, Colin Falls - 21  
Had three 20-point scorers.....was on 2/28/04 vs. UCLA (ND 75 - UCLA 60) - Chris Thomas 21, Tom Timmermans 20, Chris Quinn 20  
Made 10 three-point field goals.....was on 11/13/06 - 10-17 (58.8%) vs. Butler (ND 69 - Butler 71)  
Committed 10 turnovers or less.....was on 3/8/06 - 10 turnovers vs. Georgetown (ND 63 - Georgetown 67)  
Committed 5 turnovers or less.....was on 2/21/06 - 4 turnovers vs. Connecticut (ND 74 - Connecticut 75 - OT)  
Committed 25 turnovers.....was on 2/8/00 - 26 turnovers vs. Villanova (ND 69 - Villanova 86)  
Forced 25 turnovers.....was on 11/16/01 - 30 turnovers vs. New Hampshire (ND 95 - New Hampshire 53)


### An Irish player had.....

25+ points.....was on 11/27/06 - Rob Kurz (25) vs. Lehigh (ND 93 - Lehigh 87 - 2OT)\*  
30+ points.....was on 2/18/06 - Chris Quinn (34) and Colin Falls (32) vs. Seton Hall (ND 102 - Seton Hall 91)  
35+ points.....was on 1/4/06 - Chris Quinn (37) vs. Pittsburgh (ND 97 - Pittsburgh 100 2OT)  
40+ points.....was on 11/28/93 - Monty Williams (42) vs. Valparaiso (ND 96 - Valparaiso 74)\*  
15 or more rebounds.....was on 1/20/04 - Torin Francis (16) vs. Virginia Tech (ND 74 - Virginia Tech 63)  
20 rebounds.....was on 11/22/02 - Torin Francis (20) vs. Bucknell (ND 73, Bucknell 42)\*  
a "double-double".....was on 11/14/06 - Luke Harangody (17 pts, 10 rebs) vs. Butler (ND 69 - Butler 71)  
a "triple-double".....was on 11/16/01 - Chris Thomas (24 pts, 11 ast, 11 steals) vs. New Hampshire (ND 99 - New Hampshire 53)\*  
20 points and 10 rebounds.....was on 12/3/05 - Torin Francis (22 pts, 13 rebs) vs. Michigan (ND 67 - Michigan 71)  
20 points and 20 rebounds.....was on 1/8/01 - Troy Murphy (25 pts, 20 rebs) vs. Seton Hall (ND 76 - Seton Hall 78)  
10 assists.....was on 11/14/06 - Kyle McAlarney (12) vs. Lafayette (ND 92, Lafayette 60)  
10 blocks.....was on 11/17/02 - Jordan Cornette (11) vs. Belmont (ND 76, Belmont 48)\*##  
10 steals.....was on 11/16/01 - Chris Thomas (11) vs. New Hampshire (ND 99, New Hampshire 53)\*##

### An opposing player had.....

25+ points.....was on 11/13/06 - A.J. Graves, (28), Butler (ND 69 - Butler 71)  
30+ points.....was on 11/27/06 - Jose Olivero (32), Lehigh (ND 93 - Lehigh 87)  
35+ points.....was on 2/1/03 - Mike Sweetney (38), Georgetown (ND 93 - Georgetown 92 2OT)  
40+ points.....was on 2/8/87 - Danny Manning (40), Kansas (ND 60 - Kansas 70)  
15 rebounds.....was on 3/2/05 - Byron Joynes (15), Rutgers (ND 66 - Rutgers 56) \*  
20 rebounds.....was on 2/21/04 - Emeka Okafor (22), Connecticut (ND 50 - Connecticut 61)  
a "double-double".....was on 11/13/06 - Mike Green (19 pts, 12 asts), Butler (ND 69 - Butler 71)  
a "triple-double".....was on 2/21/06 - Marcus Williams (18 pts, 10 rebs, 13 asts), Connecticut (ND 74 - Connecticut 75 - OT)  
20 points and 10 rebounds.....was on 2/25/06 - Steve Novak (21 pts, 11 rebs), Marquette (ND 72 - Marquette 80)\*  
20 points and 20 rebounds.....was on 2/9/02 - Mike Sweetney (35 pts, 20 rebs), Georgetown (ND 116 - Georgetown 111 - 4OT)  
10 assists.....was on 11/13/06 - Mike Green (12), Butler (ND 69 - Butler 71)  
10 blocks.....was on 1/27/73 - Bill Walton (10), UCLA (ND 63 - UCLA 82)\*  
10 steals.....was on 1/29/89 - Mark Macon (11), Temple (ND 64 - Temple 60)\*

\*indicates Notre Dame home game; #school record; @Joyce Center record




**Russell Carter**  
 Guard • Senior • 6-4 • 220 • Paulsboro, N.J.  
 (Paulsboro)

Scored 20 points in the IPFW and Lafayette contests and has scored in double figures in all five games ... current five-game double-figure scoring streak is longest of his career.

Opp.	Min.	Total			Rebounds			PF	A	TO	BLK	Stl.	Pts.			
		FG-FGA	Pct.	3FG-FGA	Pct.	FT-FTA	Pct.							Off.	Def.	Total
IPFW (S)	30	7-15	.467	3-6	.500	3-6	.500	2	4	6	1	2	0	0	20	
Butler (S)	31	6-13	.462	3-6	.500	0-1	.000	0	5	5	2	1	3	0	15	
Lafayette (S)	23	8-12	.667	3-5	.600	1-1	1.000	0	5	5	3	3	1	0	4	20
The Citadel (S)	25	5-14	.357	2-4	.500	2-3	.667	0	4	4	1	2	2	1	1	14
Lehigh (S)	35	6-14	.429	0-4	.000	2-4	.500	0	5	5	1	1	1	0	3	14
Winston Salem																
Maryland																
Alabama																
Elon																
Portland																
Army																
Rider																
Stony Brook																
Louisville																
Georgetown																
West Virginia																
Seton Hall																
Villanova																
USF																
St. John's																
Villanova																
Syracuse																
USF																
DePaul																
Providence																
Cincinnati																
DePaul																
Marquette																
Rutgers																

**Carter's Career Statistics**

YEAR	G-S	MIN/AVG	3-Point			Rebounds			AST.	STL	BLK	PF-D	PTS/AVG				
			FG-FGA	PCT.	FG-FGA	PCT.	FT-FTA	PCT.						O	D	TOT	AVG.
2003-04	11-0	23/2.1	3-9	.333	2-5	.400	1-2	.500	1	3	4	0.4	0	1	1	5-0	9/0.8
BIG EAST	4-0	5/1.3	2-3	.667	1-2	.500	0-0	.000	0	1	1	0.3	0	0	0	2-0	5/1.3
2004-05	24-1	204/8.5	30-61	.492	12-24	.500	11-18	.611	19	14	33	1.4	9	8	2	31-0	83/3.5
BIG EAST	14-0	75/5.4	11-18	.611	5-8	.625	1-5	.200	4	5	9	0.6	3	2	1	13-0	28/2.0
2005-06	30-28	862/28.7	105-232	.453	41-100	.410	94-138	.681	57	97	154	5.1	44	48	9	70-2	345/11.5
BIG EAST	16-14	480/30.0	65-137	.474	27-61	.443	55-80	.688	36	55	91	5.7	22	22	4	39-2	212/13.3
2006-07	5-5	144/28.8	32-68	.471	11-25	.440	8-15	.533	2	23	25	5.0	9	9	1	8-0	83/16.6
BIG EAST	0-0	0/0.0	0-0	.000	0-0	.000	0-0	.000	0	0	0	0.0	0	0	0	0-0	0/0.0
TOTALS	70-334	1233/17.6	170-370	.461	66-150	.429	114-1173	.659	79	137	216	3.1	62	66	13	114-2	520/7.4
BIG EAST	34-14	560/16.5	78-158	.494	33-71	.465	56-85	.659	40	61	101	2.9	25	24	5	54-2	245/7.2



**Colin Falls**  
 Guard • Senior • 6-5 • 200 • Park Ridge, Ill.  
 (Loyola Academy)

15

Captain of 2006-07 ... scored a season-high 21 points versus Lehigh ... needs 60 three-pointers to become school's all-time career leader ... has made 55 consecutive starts ... scored season-high 17 points against Butler ... grabbed personal-best seven boards against The Citadel.

Opp.	Min.	Total		3FG-FGA	Pct.	FT-FTA	Pct.	Rebounds			PF	A	TO	BLK	Stl.	Pts.
		FG-FGA	Pct.					Off.	Def.	Total						
IPFW (S)	30	1-5	.200	1-5	.200	3-4	.750	0	3	3	1	2	0	0	2	6
Butler (S)	38	5-11	.455	4-7	.571	3-5	.600	0	3	3	0	1	2	0	1	17
Lafayette (S)	30	3-7	.429	2-5	.400	0-0	.000	1	2	3	2	2	0	0	1	8
The Citadel (S)	30	3-10	.300	3-10	.300	2-2	1.000	0	7	7	1	4	0	0	1	11
Lehigh (S)	37	6-11	.545	4-8	.500	5-6	.833	0	3	3	2	0	0	0	0	21
Winston Salem																
Maryland																
Alabama																
Elon																
Portland																
Army																
Rider																
Stony Brook																
Louisville																
Georgetown																
West Virginia																
Seton Hall																
Villanova																
USF																
St. John's																
Villanova																
Syracuse																
USF																
DePaul																
Providence																
Cincinnati																
DePaul																
Marquette																
Rutgers																

**Falls' Career Statistics**

YEAR	G-S	MIN/AVG	FG-FGA	PCT.	3-Point			FT-FTA	PCT.	Rebounds			AST.	STL	BLK	PF-D	PTS/AVG
					FG-FGA	PCT.	PCT.			O	D	TOT					
2003-04	32-8	499/15.6	47-115	.409	37-94	.394	16-23	.696	12	30	42	1.3	28	11	3	38-0	147/4.6
BIG EAST	16-2	196/12.3	19-45	.422	16-39	.410	11-16	.688	6	12	18	1.1	11	6	1	21-0	65/4.1
2004-05	29-22	901/31.1	101-261	.387	93-225	.413	70-78	.897	13	47	60	2.1	40	24	6	60-1	365/12.6
BIG EAST	16-16	567/35.4	65-171	.380	61-147	.415	52-58	.897	7	29	36	2.3	24	12	3	41-1	243/15.2
2005-06	30-30	1057/35.2	129-323	.399	102-257	.397	55-69	.797	10	57	67	2.2	52	18	9	62-2	415/13.8
BIG EAST	16-16	589/36.8	74-177	.412	58-146	.397	33-40	.825	9	36	45	2.8	30	7	6	34-1	237/14.8
2006-07	5-5	166/33.2	18-44	.409	14-35	.400	13-17	.765	1	18	19	3.8	9	5	0	6-0	63/12.6
BIG EAST	0-0	0/0.0	0-0	.000	0-0	.000	0-0	.000	0	0	0	0.0	0	0	0	0-0	0/0.0
TOTALS	96-65	2623/27.2	295-743	.397	246-611	.403	154-187	.824	36	152	188	2.0	129	58	18	166-3	990/10.3
BIG EAST	48-34	1352/28.2	158-393	.402	135-332	.407	96-114	.842	22	77	99	2.1	65	25	10	96-2	545/11.4



**Rob Kurz**

**31**

**Forward • Junior • 6-9 • 235 • Lower Gwynedd, Pa.  
(Penn Charter)**

Captain of 2006-07 Irish squad ... scored a career-high 25 points and grabbed eight rebounds against Lehigh ... registered third double-double of his career with 16 points and a career-high 12 rebounds versus IPFW ... dished off a career-high six assists against Butler ... scored 16 points and grabbed eight rebounds against Lafayette ... career-high three steals vs. The Citadel.

Opp.	Min.	Total						Rebounds			PF	A	TO	BLK	Stl.	Pts.
		FG-FGA	Pct.	3FG-FGA	Pct.	FT-FTA	Pct.	Off.	Def.	Total						
IPFW (S)	26	6-10	.600	0-2	.000	4-5	.800	3	9	12	3	1	1	1	0	16
Butler (S)	34	3-5	.600	0-0	.000	1-1	1.000	2	4	6	3	6	1	1	0	7
Lafayette (S)	20	7-10	.700	2-2	1.000	0-0	.000	2	6	8	3	2	1	2	2	16
The Citadel (S)	27	3-6	.500	1-2	.500	3-3	1.000	1	6	7	3	2	2	1	3	10
Lehigh (S)	36	6-9	.667	1-2	.500	12-13	.923	4	4	8	3	1	2	1	3	25
Winston Salem																
Maryland																
Alabama																
Elon																
Portland																
Army																
Rider																
Stony Brook																
Louisville																
Georgetown																
West Virginia																
Seton Hall																
Villanova																
USF																
St. John's																
Villanova																
Syracuse																
USF																
DePaul																
Providence																
Cincinnati																
DePaul																
Marquette																
Rutgers																

**Kurz' Career Statistics**

YEAR	G-S	MIN/AVG	FG-FGA	PCT.	3-Point			FT-FTA	PCT.	Rebounds			AVG.	AST.	STL	BLK	PF-D	PTS/AVG
					FG-FGA	PCT.	PCT.			O	D	TOT						
2004-05	14-0	66/4.7	5-14	.357	1-3	.333	8-14	.571	8	8	16	1.1	3	1	2	9-1	19/1.4	
BIG EAST	4-0	4/1.0	0-0	.000	0-0	.000	0-0	.000	0	0	0	0.0	0	0	0	0-0	0/0.0	
2005-06	30-12	638/21.3	61-131	.466	11-25	.440	58-75	.773	55	97	152	5.1	19	15	26	76-3	191/6.4	
BIG EAST	16-5	339/21.2	32-71	.451	6-13	.462	33-44	.750	25	50	75	4.7	6	7	11	37-1	103/6.5	
2006-07	5-5	143/28.6	25-40	.625	4-8	.500	20-22	.909	12	29	41	8.2	12	8	6	15-0	74/14.8	
BIG EAST	0-0	0/0.0	0-0	.000	0-0	.000	0-0	.000	0	0	0	0.0	0	0	0	0-0	0/0.0	
<b>TOTALS</b>	<b>49-17</b>	<b>847/17.3</b>	<b>91-185</b>	<b>.492</b>	<b>16-36</b>	<b>.441</b>	<b>86-111</b>	<b>.775</b>	<b>75</b>	<b>134</b>	<b>209</b>	<b>4.3</b>	<b>34</b>	<b>24</b>	<b>34</b>	<b>100-4</b>	<b>284/5.8</b>	
BIG EAST	20-5	343/17.2	32-71	.451	6-13	.462	33-44	.750	25	50	75	3.8	6	7	11	37-1	103/6.4	



Ryan Ayers

42

Guard/Forward • Sophomore • 6-8 • 210 • Blue Bell, Pa.

(Germantown Academy)

Played 12 minutes in season opener against IPFW and 23 minutes against Lafayette

Opp.	Min.	Total			Rebounds			PF	A	TO	BLK	Stl.	Pts.		
		FG-FGA	Pct.	3FG-FGA	Pct.	FT-FTA	Pct.							Off.	Def.
IPFW	12	0-1	.000	0-1	.000	2-2	1.000	1	1	2	1	2	0	1	2
Butler	9	0-1	.000	0-0	.000	0-0	.000	0	0	0	0	0	0	0	0
Lafayette	23	0-4	.000	0-2	.000	1-2	.500	0	2	2	2	1	0	2	1
The Citadel	7	0-4	.000	0-1	.000	0-0	.000	1	1	2	1	0	0	0	0
Lehigh	4	0-0	.000	0-0	.000	0-0	.000	0	0	0	0	0	1	0	0
Winston Salem															
Maryland															
Alabama															
Elon															
Portland															
Army															
Rider															
Stony Brook															
Louisville															
Georgetown															
West Virginia															
Seton Hall															
Villanova															
USF															
St. John's															
Villanova															
Syracuse															
USF															
DePaul															
Providence															
Cincinnati															
DePaul															
Marquette															
Rutgers															

**Ayers' Career Statistics**

YEAR	G-S	MIN/AVG	FG-FGA		3-Point		FT-FTA		Rebounds			AVG.	AST.	STL	BLK	PF-D	PTS/AVG
			PCT.	PCT.	PCT.	PCT.	O	D	TOT								
2005-06	18-0	123/6.8	6-22	.273	3-12	.250	4-4	1.000	3	9	12	0.7	3	3	2	11-0	19/1.1
BIG EAST	8-0	27/3.4	2-5	.400	1-2	.500	0-0	.000	0	1	1	0.3	0	3	0	5-0	5/0.6
2006-07	5-0	55/11.0	0-10	.000	0-4	.000	3-4	.750	2	4	6	1.2	3	3	0	4-0	3/0.6
BIG EAST	0-0	0/0.0	0-0	.000	0-0	.000	0-0	.000	0	0	0	0.0	0	0	0	0-0	0/0.0
<b>TOTALS</b>	<b>22-0</b>	<b>178/7.7</b>	<b>6-32</b>	<b>.188</b>	<b>3-16</b>	<b>.188</b>	<b>7-8</b>	<b>.875</b>	<b>5</b>	<b>13</b>	<b>18</b>	<b>0.8</b>	<b>6</b>	<b>6</b>	<b>2</b>	<b>15-0</b>	<b>22/1.0</b>
BIG EAST	8-0	27/3.4	2-5	.400	1-2	.500	0-0	.000	0	1	1	0.3	0	3	0	5-0	5/0.6



**Zach Hillesland**  
 Forward • Sophomore • 6-9 • 227 • Toledo, Ohio  
 (St. John's Jesuit)

Registered first career double-double in season opener against IPFW as he scored 11 points and grabbed 12 rebounds (both career bests) ... started second half of Lehigh game and finished with 11 points (matching career-best) and grabbed seven rebounds playing a career-high 22 minutes.

Opp.	Min.	Total			Rebounds			PF	A	TO	BLK	Stl.	Pts.			
		FG-FGA	Pct.	3FG-FGA	Pct.	FT-FTA	Pct.							Off.	Def.	Total
IPFW	20	5-5	1.000	0-0	.000	1-3	.333	1	11	12	2	0	3	0	1	11
Butler	9	0-0	.000	0-0	.000	0-0	.000	0	1	1	0	0	2	0	0	0
Lafayette	16	2-2	1.000	0-0	.000	1-2	.500	2	3	5	4	3	3	1	3	5
The Citadel	17	0-0	.000	0-0	.000	0-2	.000	0	4	4	2	2	1	1	0	0
Lehigh	22	4-5	.800	0-0	.000	3-4	.750	3	4	7	2	3	2	0	2	11
Winston Salem																
Maryland																
Alabama																
Elon																
Portland																
Army																
Rider																
Stony Brook																
Louisville																
Georgetown																
West Virginia																
Seton Hall																
Villanova																
USF																
St. John's																
Villanova																
Syracuse																
USF																
DePaul																
Providence																
Cincinnati																
DePaul																
Marquette																
Rutgers																

**Hillesland's Career Statistics**

YEAR	G-S	MIN/AVG	3-Point			Rebounds			O	D	TOT	AVG.	AST.	STL	BLK	PF-D	PTS/AVG
			FG-FGA	PCT.	PCT.	FG-FGA	PCT.	PCT.									
2005-06	13-0	29/2.2	3-6	.500	0-0	.000	2-2	1.000	0	3	3	0.2	3	0	0	5-0	8/0.6
BIG EAST	5-0	7/1.4	1-1	1.000	0-0	.000	0-0	.000	0	0	0	0.0	1	0	0	1-0	2/0.4
2006-07	5-0	84/16.8	11-12	.917	0-0	.000	5-11	.455	6	23	29	5.8	8	6	2	10-0	27/5.3
BIG EAST	0-0	0/0.0	0-0	.000	0-0	.000	0-0	.000	0	0	0	0.0	0	0	0	0-0	0/0.0
TOTALS	18-0	113/6.3	14-18	.778	0-0	.000	7-13	.538	6	23	32	1.8	11	6	2	15-0	35/1.9
BIG EAST	5-0	7/1.8	1-1	1.000	0-0	.000	0-0	.000	0	0	0	0.0	1	0	0	1-0	2/0.4





**Kyle McAlarney**  
 Guard • Sophomore • 6-1 • 194 • Staten Island, N.Y.  
 (Moore Catholic)


23

Has started all five games ... finished with nine points and seven assists in season opener ... dished off career-high 12 assists (nine in second half) vs. Lafayette.

Opp.	Min.	Total						Rebounds			PF	A	TO	BLK	Stl.	Pts.
		FG-FGA	Pct.	3FG-FGA	Pct.	FT-FTA	Pct.	Off.	Def.	Total						
IPFW (S)	26	4-7	.571	1-4	.250	0-0	.000	1	2	3	0	7	1	0	1	9
Butler (S)	37	3-7	.429	2-3	.667	0-0	.000	0	1	1	2	4	2	0	2	8
Lafayette (S)	23	1-3	.333	1-3	.333	0-0	.000	0	1	1	0	12	3	0	0	3
The Citadel (S)	32	2-8	.250	1-5	.200	0-1	.000	2	2	4	0	5	2	0	1	5
Lehigh (S)	27	2-7	.286	0-4	.000	0-0	.000	2	2	4	0	6	3	0	0	4
Winston Salem																
Maryland																
Alabama																
Elon																
Portland																
Army																
Rider																
Stony Brook																
Louisville																
Georgetown																
West Virginia																
Seton Hall																
Villanova																
USF																
St. John's																
Villanova																
Syracuse																
USF																
DePaul																
Providence																
Cincinnati																
DePaul																
Marquette																
Rutgers																

**McAlarney's Career Statistics**

YEAR	G-S	MIN/AVG	FG-FGA	PCT.	3-Point			FT-FTA	PCT.	Rebounds			AST.	STL	BLK	PF-D	PTS/AVG
					FG-FGA	PCT.	PCT.			O	D	TOT					
2005-06	29-10	649/22.4	61-131	.466	40-93	.430	30-33	.909	11	37	48	1.7	72	16	1	37-1	192/6.6
BIG EAST	16-9	390/24.4	32-75	.427	22-55	.400	13-14	.929	8	27	35	2.2	48	6	0	23-1	99/6.2
2006-07	5-5	145/29.0	12-32	.375	5-19	.263	0-1	.000	5	8	13	2.6	34	4	0	2-0	29/5.8
BIG EAST	0-0	0/0.0	0-0	.000	0-0	.000	0-0	.000	0	0	0	0.0	0	0	0	0-0	0/0.0
TOTALS	34-15	794/23.4	73-163	.448	45-112	.402	30-34	.882	16	45	61	1.8	106	20	1	39-1	221/6.5
BIG EAST	16-9	390/24.4	32-75	.427	22-55	.400	13-14	.929	8	27	35	2.2	48	6	0	23-1	99/6.2



## Luke Zeller

Forward/Center • Sophomore • 6-11 • 245 • Washington, Ind.  
(Washington)


40

Has started all five games ... scored a career-high 12 points against The Citadel.

Opp.	Min.	Total				Rebounds				PF	A	TO	BLK	Stl.	Pts.	
		FG-FGA	Pct.	3FG-FGA	Pct.	FT-FTA	Pct.	Off.	Def.							Total
IPFW (S)	15	3-5	.600	0-1	.000	0-0	.000	2	2	4	5	0	4	0	2	6
Butler (S)	18	1-2	.500	1-1	1.000	2-2	1.000	0	3	3	1	2	3	0	0	5
Lafayette (S)	20	4-6	.667	0-0	.000	0-0	.000	1	2	3	3	2	3	1	0	8
The Citadel (S)	23	5-5	1.000	1-1	1.000	1-1	1.000	3	1	4	3	3	0	1	0	12
Lehigh (S)	6	1-1	1.000	1-1	1.000	2-4	.500	2	0	2	0	0	2	0	0	5
Winston Salem																
Maryland																
Alabama																
Elon																
Portland																
Army																
Rider																
Stony Brook																
Louisville																
Georgetown																
West Virginia																
Seton Hall																
Villanova																
USF																
St. John's																
Villanova																
Syracuse																
USF																
DePaul																
Providence																
Cincinnati																
DePaul																
Marquette																
Rutgers																

### Zeller's Career Statistics

YEAR	G-S	MIN/AVG	3-Point				Rebounds				AST.	STL	BLK	PF-D	PTS/AVG		
			FG-FGA	PCT.	FG-FGA	PCT.	FT-FTA	PCT.	O	D						TOT	AVG.
2005-06	27-9	371/13.7	32-88	.364	20-59	.339	8-17	.471	22	63	85	3.1	28	3	7	40-1	92/3.4
BIG EAST	14-3	165/11.8	13-42	.310	8-30	.267	2-4	.500	11	20	32	2.3	13	1	3	20-0	36/2.6
2006-07	5-5	82/16.4	14-19	.737	3-4	.750	5-7	.714	8	8	16	3.2	7	2	2	12-1	36/7.2
BIG EAST	0-0	0/0.0	0-0	.000	0-0	.000	0-0	.000	0	0	0	0.0	0	0	0	0-0	0/0.0
TOTALS	32-14	453/14.2	46-107	.430	223-63	.365	13-24	.542	30	71	101	3.2	35	5	9	52-2	128/4.0
BIG EAST	14-3	165/11.8	13-42	.310	8-30	.267	2-4	.500	11	20	32	2.3	13	1	3	20-0	36/2.6



**Luke Harangody**  
**Forward • Freshman • 6-8 • 250 • Schererville, Ind. (Andrean)**

First freshman since Chris in 2001 to score in double figures in collegiate debut as he finished with 12 points and eight rebounds vs. IPFW ... first rookie since Troy Murphy to score in double figures in first five collegiate outings ... registered first career double-double by a rookie since Torin Francis in 2002 when he scored 17 points and grabbed 10 rebounds ... scored 16 of his 18 points against The Citadel in the first half ... BIG EAST Rookie of the Week (week of Nov. 20).

Opp.	Min.	Total				Rebounds				PF	A	TO	BLK	Stl.	Pts.	
		FG-FGA	Pct.	3FG-FGA	Pct.	FT-FTA	Pct.	Off.	Def.							Total
IPFW	17	4-9	.444	0-0	.000	4-4	1.000	3	5	8	4	3	1	0	2	12
Butler	21	7-13	.538	0-0	.000	3-3	1.000	6	4	10	2	0	0	1	0	17
Lafayette	20	7-12	.583	0-0	.000	4-5	.800	3	2	5	2	0	2	0	1	18
The Citadel	17	7-9	.778	0-0	.000	4-4	1.000	1	0	1	0	1	1	1	3	18
Lehigh	19	4-7	.571	0-0	.000	2-2	1.000	0	2	2	4	2	2	0	3	10
Winston Salem																
Maryland																
Alabama																
Elon																
Portland																
Army																
Rider																
Stony Brook																
Louisville																
Georgetown																
West Virginia																
Seton Hall																
Villanova																
USF																
St. John's																
Villanova																
Syracuse																
USF																
DePaul																
Providence																
Cincinnati																
DePaul																
Marquette																
Rutgers																

**Harangody's Career Statistics**

YEAR	G-S	MIN/AVG	FG-FGA	PCT.	3-Point			FT-FTA	PCT.	Rebounds			AVG.	AST.	STL	BLK	PF-D	PTS/AVG
					FG-FGA	PCT.	PCT.			O	D	TOT						
2006-07	5-0	93/18.6	29-50	.580	0-0	.000	17-18	.944	13	13	26	5.2	6	9	2	12-0	75/15.0	
BIG EAST	0-0	0/0.0	0-0	.000	0-0	.000	0-0	.000	0	0	0	0.0	0	0	0	0-0	0/0.0	
TOTALS	5-0	93/18.6	29-50	.580	0-0	.000	17-18	.944	13	13	26	5.2	6	9	2	12-0	75/15.0	
BIG EAST	0-0	0/0.0	0-0	.000	0-0	.000	0-0	.000	0	0	0	0.0	0	0	0	0-0	0/0.0	




**Joe Harden**  
 Guard • Freshman • 6-7 • 212 • Acampo, Calif. (St. Mary's)

Scored two points in collegiate debut against IPFW.

Opp.	Min.	Total		Pct.	3FG-FGA		Pct.	FT-FTA		Pct.	Rebounds			PF	A	TO	BLK	Stl.	Pts.
		FG-FGA	Pct.		FG-FGA	Pct.		FT-FTA	Pct.		Off.	Def.	Total						
IPFW	4	0-0	.000	0-0	.000	2-2	.000	0	1	1	0	0	0	0	0	0	0	0	2
Butler	DNP																		
Lafayette	5	0-0	.000	0-0	.000	0-0	.000	1	0	1	0	1	0	0	0	0	0	0	0
The Citadel	3	0-1	.000	0-0	.000	0-0	.000	0	0	0	0	1	0	0	0	0	0	0	0
Lehigh	DNP																		
Winston Salem																			
Maryland																			
Alabama																			
Elon																			
Portland																			
Army																			
Rider																			
Stony Brook																			
Louisville																			
Georgetown																			
West Virginia																			
Seton Hall																			
Villanova																			
USF																			
St. John's																			
Villanova																			
Syracuse																			
USF																			
DePaul																			
Providence																			
Cincinnati																			
DePaul																			
Marquette																			
Rutgers																			

**Harden's Career Statistics**

YEAR	G-S	MIN/AVG	FG-FGA	PCT.	3-Point		FT-FTA	PCT.	Rebounds			AVG.	AST.	STL	BLK	PF-D	PTS/AVG
					FG-FGA	PCT.			O	D	TOT						
2006-07	3-0	12/4.0	0-1	.000	0-0	.000	2-2	1.000	1	1	2	0.7	2	0	0	0-0	2/0.7
BIG EAST	0-0	0/0.0	0-0	.000	0-0	.000	0-0	.000	0	0	0	0.0	0	0	0	0-0	0/0.0
<b>TOTALS</b>	<b>3-0</b>	<b>12/4.0</b>	<b>0-1</b>	<b>.000</b>	<b>0-0</b>	<b>.000</b>	<b>2-2</b>	<b>1.000</b>	<b>1</b>	<b>1</b>	<b>2</b>	<b>0.7</b>	<b>2</b>	<b>0</b>	<b>0</b>	<b>0-0</b>	<b>2/0.7</b>
BIG EAST	0-0	0/0.0	0-0	.000	0-0	.000	0-0	.000	0	0	0	0.0	0	0	0	0-0	0/0.0



# Tory Jackson

20

Guard • Freshman • 5-10 • 185 • Saginaw, Mich. (Buena Vista)

Scored six points in collegiate debut against IPFW ... reached double figures for the first time in his career against Lafayette as he finished with 11 points ... career-high four assists against Lehigh.

Opp.	Min.	Total		3FG-FGA	Pct.	FT-FTA	Pct.	Rebounds			PF	A	TO	BLK	Stl.	Pts.
		FG-FGA	Pct.					Off.	Def.	Total						
IPFW	13	3-5	.600	0-1	.000	0-0	.000	0	1	1	0	0	2	0	0	6
Butler	3	0-0	.000	0-0	.000	0-0	.000	0	0	0	1	0	1	0	0	0
Lafayette	16	3-4	.750	0-0	.000	3-4	.750	1	0	1	3	2	2	0	1	10
The Citadel	16	2-5	.400	0-3	.000	0-0	.000	0	2	2	0	1	5	0	0	4
Lehigh	14	1-1	1.000	1-1	1.000	0-0	.000	0	0	0	2	4	0	0	1	14
Winston Salem																
Maryland																
Alabama																
Elon																
Portland																
Army																
Rider																
Stony Brook																
Louisville																
Georgetown																
West Virginia																
Seton Hall																
Villanova																
USF																
St. John's																
Villanova																
Syracuse																
USF																
DePaul																
Providence																
Cincinnati																
DePaul																
Marquette																
Rutgers																

### Jackson's Career Statistics

YEAR	G-S	MIN/AVG	FG-FGA	PCT.	3-Point			FT-FTA	PCT.	Rebounds			AVG.	AST.	STL	BLK	PF-D	PTS/AVG
					FG-FGA	PCT.	PCT.			O	D	TOT						
2006-07	5-0	62/12.4	9-15	.600	1-5	.200	4-11	.364	1	3	4	0.8	7	2	0	10-0	24/4.6	
BIG EAST	0-0	0/0.0	0-0	.000	0-0	.000	0-0	.000	0	0	0	0.0	0	0	0	0-0	0/0.0	
TOTALS	5-0	62/12.4	9-15	.600	1-5	.200	4-11	.364	1	4	4	0.8	7	2	0	10-0	24/4.6	
BIG EAST	0-0	0/0.0	0-0	.000	0-0	.000	0-0	.000	0	0	0	0.0	0	0	0	0-0	0/0.0	



**Jonathan Peoples**  
 Guard • Freshman • 6-3 • 214 • Bellwood, Ill. (St. Joseph)

20

Played in season opener against IPFW and scored first collegiate points ... scored three points against Lafayette.

Opp.	Min.	Total				Rebounds			PF	A	TO	BLK	Stl.	Pts.
		FG-FGA	Pct.	3FG-FGA	Pct.	FT-FTA	Pct.	Off.						
IPFW	4	1-1	1.000	0-0	.000	0-0	.000	0	1	1	0	0	0	2
Butler	DNP													
Lafayette	4	0-0	.000	0-0	.000	3-4	.750	0	0	0	1	0	0	3
The Citadel	3	0-0	.000	0-0	.000	0-0	.000	0	1	1	0	0	0	0
Lehigh														
Winston Salem														
Maryland														
Alabama														
Elon														
Portland														
Army														
Rider														
Stony Brook														
Louisville														
Georgetown														
West Virginia														
Seton Hall														
Villanova														
USF														
St. John's														
Villanova														
Syracuse														
USF														
DePaul														
Providence														
Cincinnati														
DePaul														
Marquette														
Rutgers														

**Peoples' Career Statistics**

YEAR	G-S	MIN/AVG	3-Point				Rebounds			AST.	STL	BLK	PF-D	PTS/AVG			
			FG-FGA	PCT.	FG-FGA	PCT.	FT-FTA	PCT.	O						D	TOT	AVG.
2006-07	3-0	11/3.7	1-1	1.000	0-0	.000	3-4	.750	0	1	2	0.5	0	1	0	1-0	5/1.7
BIG EAST	0-0	0/0.0	0-0	.000	0-0	.000	0-0	.000	0	0	0	0.0	0	0	0	0-0	0/0.0
TOTALS	3-0	11/3.7	1-1	.000	0-0	.000	3-4	.750	0	1	2	0.5	0	0	0	1-0	5/1.7
BIG EAST	0-0	0/0.0	0-0	.000	0-0	.000	0-0	.000	0	0	0	0.0	0	0	0	0-0	0/0.0



**Kieran Piller**  
 Guard • Freshman • 6-1 • 198 • Endicott, N.Y. (Union-Endicott)


35

Second year walk-on to Irish program ... played in season opener against IPFW.

Opp.	Min.	Total		3FG-FGA	Pct.	FT-FTA	Pct.	Rebounds			PF	A	TO	BLK	Stl.	Pts.
		FG-FGA	Pct.					Off.	Def.	Total						
IPFW	2	0-0	.000	0-0	.000	0-0	.000	0	0	0	0	0	0	0	0	0
Butler	DNP															
Lafayette	DNP															
The Citadel	DNP															
Lehigh																
Winston Salem																
Maryland																
Alabama																
Elon																
Portland																
Army																
Rider																
Stony Brook																
Louisville																
Georgetown																
West Virginia																
Seton Hall																
Villanova																
USF																
St. John's																
Villanova																
Syracuse																
USF																
DePaul																
Providence																
Cincinnati																
DePaul																
Marquette																
Rutgers																

**Piller's Career Statistics**

YEAR	G-S	MIN/AVG	FG-FGA		PCT.	3-Point		FT-FTA	PCT.	Rebounds			AST.	STL	BLK	PF-D	PTS/AVG
			FG-FGA	PCT.		FG-FGA	PCT.			O	D	TOT					
2005-06	3-0	4/1.3	0-0	.000	.000	0-0	.000	2-2	1.000	0	0	0	0.0	0	0	0-0	2/0.7
BIG EAST	1-0	1/1.0	0-0	.000	.000	0-0	.000	0-0	.000	0	0	0	0.0	0	0	0-0	0/0.0
2006-07	1-0	2/2.0	0-0	.000	.000	0-0	.000	0-0	.000	0	0	0	0.0	0	0	0-0	0/0.0
BIG EAST	0-0	0/0.0	0-0	.000	.000	0-0	.000	0-0	.000	0	0	0	0.0	0	0	0-0	0/0.0
TOTALS	3-0	4/1.3	0-0	.000	.000	0-0	.000	2-2	1.000	0	0	0	0.0	0	0	0-0	2/0.7
BIG EAST	1-0	1/1.0	0-0	.000	.000	0-0	.000	0-0	.000	0	0	0	0.0	0	0	0-0	0/0.0



**Tim Andree**

41

Forward • Freshman • 6-8 • 238 • Colts Neck, NJ

(Christian Brothers Academy)

First-year walk-on to Irish program ... father Tim played basketball for Irish from 1979-83 ... Played in his first collegiate game in season opener against IPFW.

Opp.	Min.	Total				Rebounds			PF	A	TO	BLK	Stl.	Pts.
		FG-FGA	Pct.	3FG-FGA	Pct.	FT-FTA	Pct.	Off.						
IPFW	1	0-0	.000	0-0	.000	0-0	.000	0	0	0	0	0	0	0
Butler	DNP													
Lafayette	DNP													
The Citadel	DNP													
Lehigh														
Winston Salem														
Maryland														
Alabama														
Elon														
Portland														
Army														
Rider														
Stony Brook														
Louisville														
Georgetown														
West Virginia														
Seton Hall														
Villanova														
USF														
St. John's														
Villanova														
Syracuse														
USF														
DePaul														
Providence														
Cincinnati														
DePaul														
Marquette														
Rutgers														

**Andree's Career Statistics**

YEAR	G-S	MIN/AVG	3-Point				Rebounds			AVG.	AST.	STL	BLK	PF-D	PTS/AVG
			FG-FGA	PCT.	FG-FGA	PCT.	FT-FTA	PCT.	O						
2006-07	1-0	1/1.0	0-0	.000	0-0	.000	0-2	.000	0	0	0	0	0	0	0/0.0
BIG EAST	0-0	0/0.0	0-0	.00	0-0	.000	0-0	.000	0	0	0	0	0	0	0/0.0
TOTALS	1-0	1/1.0	0-0	.000	0-0	.000	0-2	.000	0	0	0	0	0	0	0/0.0
BIG EAST	0-0	0/0.0	0-0	.000	0-0	.000	0-0	.000	0	0	0	0	0	0	0/0.0







## Career/Season Highs

### Luke Zeller

#### Points:

Career: 12 vs. The Citadel (11-19-06)

Season: 12 vs. The Citadel (11-19-06)

#### Field Goals:

Career: 5 vs. The Citadel (11-19-06)

Season: 5 vs. The Citadel (11-14-06)

#### Field Goals Attempted:

Career: 12 vs. Pittsburgh (1-4-06)

Season: 6 vs. Lafayette (11-14-06)

#### Field-Goal Percentage:

Career: 1,000 on three occasions

Season: 1,000 vs. The Citadel (11-19-06) and Lehigh (11-27-06)

#### Three-Point Field Goals:

Career: 3 vs. Wofford (12-30-05) and Pittsburgh (1-4-06)

Season: 1 vs. Butler (11-13-06) and The Citadel (11-19-06)

#### Three-Point Field Goals Attempted:

Career: 10 vs. Pittsburgh (1-4-06)

Season: 1 on three occasions

#### Three-Point Field Goal Percentage:

Career: 1,000 on three occasions

Season: 1,000 on three occasions

#### Free Throws:

Career: 4 vs. Florida International (12-10-05)

Season: 2 vs. Butler (11-13-06) and Lehigh (11-27-06)

#### Free Throws Attempted:

Career: 4 vs. Florida International (12-10-05) and Lehigh (11-27-06)

Season: 2 vs. Butler (11-13-06)

#### Free-Throw Percentage:

Career: 1,000 on three occasions

Season: 1,000 vs. Butler (11-13-06) and The Citadel (11-19-06)

#### Rebounds:

Career: 9 on three occasions

Season: 4 vs. IPFW (11-10-06) and The Citadel (11-19-06)

#### Assists:

Career: 3 on four occasions

Season: 3 vs. The Citadel (11-19-06)

#### Blocked Shots:

Career: 2 vs. Syracuse (1-11-06)

Season: -

#### Steals:

Career: 1 on four occasions

Season: 2 vs. IPFW (11-10-06)

#### Minutes:

Career: 38 vs. Pittsburgh (1-4-06)

Season: 23 vs. Lafayette (11-14-06) and The Citadel (11-19-06)

## 2006-07 Game-By-Game Statistics

Opponent	Overall		3-Point		FT-A	Pct.	O-D-Tot.	PF	A	TO	B	S	Pts
	FG-A	Pct.	FG-A	Pct.									
IPFW	17-62	.274	5-21	.238	10-15	.667	9-19-28	23	9	14	1	5	49
<b>Notre Dame</b>	<b>34-63</b>	<b>.540</b>	<b>5-20</b>	<b>.250</b>	<b>19-28</b>	<b>.679</b>	<b>14-40-54</b>	<b>21</b>	<b>17</b>	<b>12</b>	<b>1</b>	<b>9</b>	<b>92</b>
Butler	28-57	.491	11-28	.393	4-5	.667	7-19-26	15	18	9	3	7	71
<b>Notre Dame</b>	<b>25-52</b>	<b>.481</b>	<b>10-17</b>	<b>.588</b>	<b>9-12</b>	<b>.750</b>	<b>10-24-34</b>	<b>11</b>	<b>14</b>	<b>14</b>	<b>2</b>	<b>4</b>	<b>69</b>
Lafayette	18-43	.419	6-18	.333	18-23	.783	4-19-23	23	15	26	1	7	60
<b>Notre Dame</b>	<b>35-60</b>	<b>.583</b>	<b>8-17</b>	<b>.471</b>	<b>14-25</b>	<b>.560</b>	<b>11-24-35</b>	<b>23</b>	<b>28</b>	<b>15</b>	<b>4</b>	<b>15</b>	<b>92</b>
The Citadel	19-55	.345	7-18	.389	5-6	.833	6-28-34	19	14	19	0	6	50
<b>Notre Dame</b>	<b>27-62</b>	<b>.435</b>	<b>8-26</b>	<b>.308</b>	<b>12-16</b>	<b>.750</b>	<b>10-30-40</b>	<b>11</b>	<b>21</b>	<b>13</b>	<b>5</b>	<b>9</b>	<b>74</b>
Lehigh	33-58	.569	14-19	.737	7-9	.778	6-18-24	24	18	18	2	7	87
<b>Notre Dame</b>	<b>30-55</b>	<b>.545</b>	<b>7-20</b>	<b>.350</b>	<b>26-33</b>	<b>.788</b>	<b>12-20-32</b>	<b>14</b>	<b>17</b>	<b>13</b>	<b>1</b>	<b>12</b>	<b>93</b>



## 2006-07 Box Scores

**Notre Dame 93, Lehigh 87**  
**November 27, 2006**  
**Joyce Center — Notre Dame, IN**

Lehigh	FG-A	3-pt FG-A	FT-A	REB	PF	TP	A	TO	BK	ST	MIN
Zahir Carrington	2-4	0-0	1-1	0-1-1	3	5	1	1	1	3	24
Jason Mgebhoff	4-5	0-0	1-1	2-1-3	4	9	0	2	0	0	16
Marquis Hall	3-7	2-3	0-0	0-7-7	1	8	6	2	0	1	31
Kyle Neptune	9-14	4-4	0-0	0-1-1	4	22	0	0	6	0	31
Jose Olivero	11-16	5-8	5-7	0-1-1	4	32	5	3	0	1	34
Bryan White	0-5	0-0	0-0	2-5-7	2	0	1	1	0	0	20
Matt Shamis	1-1	1-1	0-0	0-0-0	0	3	2	2	0	0	10
Greg Page	0-2	0-0	0-0	0-0-0	0	0	0	0	0	0	4
John Gourlay	0-0	0-0	0-0	0-0-0	2	0	1	0	0	0	1
Matt Szalachowski	3-4	2-3	0-0	2-1-3	3	8	2	0	1	1	25
Team				0-1-1							1
<b>TOTALS</b>	<b>33-58</b>	<b>14-19</b>	<b>7-9</b>	<b>6-18-24</b>	<b>24</b>	<b>87</b>	<b>18</b>	<b>18</b>	<b>2</b>	<b>7</b>	<b>200</b>

FG%: 1st Half 18-35, .514; 2nd Half 15-23, .652; Game .569; 3-PT%: 1st Half 9-11, .818; 2nd Half 5-8, .625; Game .737; FT%: 1st Half 1-1, 1.000; 2nd Half 6-8, .750; Game .800; Deadball: 1.

Notre Dame	FG-A	3-pt FG-A	FT-A	REB	PF	TP	A	TO	BK	ST	MIN
Rob Kurz	6-9	1-2	12-13	4-4-8	3	25	1	2	1	3	36
Luke Zeller	1-1	1-1	2-4	2-0-2	0	5	0	2	0	0	6
Colin Falls	6-11	4-8	5-6	0-3-3	2	21	0	0	0	0	37
Kyle McAlarney	2-7	0-4	0-0	2-2-4	0	4	6	3	0	0	27
Russell Carter	6-14	0-4	2-4	0-5-5	1	14	1	1	0	3	35
Tory Jackson	1-1	1-1	0-0	0-0-0	2	3	4	0	0	1	14
Zach Hillesland	4-5	0-0	3-4	3-4-7	2	11	3	2	0	2	22
Ryan Ayers	0-0	0-0	0-0	0-0-0	0	0	0	1	0	0	4
Luke Harangody	0-0	0-0	2-2	0-2-2	4	10	2	2	0	3	19
Team				1-0-1							
<b>TOTALS</b>	<b>30-58</b>	<b>7-20</b>	<b>26-33</b>	<b>12-20-32</b>	<b>14</b>	<b>93</b>	<b>17</b>	<b>13</b>	<b>1</b>	<b>12</b>	<b>200</b>

FG%: 1st Half 15-28, .536; 2nd Half 15-27, .556; Game .545; 3-PT%: 1st Half 4-12, .333; 2nd Half 3-8, .375; Game .350; FT%: 1st Half 10-16, 1.000; 2nd Half 16-17, .941; Game .788; Deadball: 2.

**SCORE BY PERIODS**

	1	2	F
Lehigh	46	41	87
Notre Dame	44	49	93

**OFFICIALS:** Pat Driscoll, Mike Roberts, Brian O'Connell

**TECHNICALS:** None

**ATTENDANCE:** 8,178

**Notes:** Rob Kurz topped the 20-point mark for the first time in his career with his 25-point effort ... Colin Falls' season-high 21 points marked the 13th time in his career that he scored 20 or more points ... Russell Carter reached double figures for a career-best fifth consecutive game ... Notre Dame defeated its second Patriot League team this season and is 42-4 all-time versus teams from that conference.

2006-07 Notre Dame Men's Basketball  
 Notre Dame Season Box Score (as of Nov 27, 2006)  
 All games

RECORD:	OVERALL	HOME	AWAY	NEUTRAL
ALL GAMES.....	(4-1)	(3-0)	(0-0)	(1-1)
CONFERENCE.....	(0-0)	(0-0)	(0-0)	(0-0)
NON-CONFERENCE.....	(4-1)	(3-0)	(0-0)	(1-1)

## Player	GP-GS	Min--Avg	---TOTAL---		---3-PTS---		---FTA---		----REBOUNDS----				PF	FO	A	TO	Blk	Stl	Pts	Avg
			FG-FGA	Pct	3FG-FGA	Pct	FT-FTA	Pct	Off	Def	Tot	Avg								
43 CARTER, Russell....	5-5	144 28.8	32-68	.471	11-25	.440	8-15	.533	2	23	25	5.0	8	0	9	7	1	9	83	16.6
44 HARANGODY, Luke....	5-0	93 18.6	29-50	.580	0-0	.000	17-18	.944	13	13	26	5.2	12	0	6	6	2	9	75	15.0
31 KURZ, Rob.....	5-5	143 28.6	25-40	.625	4-8	.500	20-22	.909	12	29	41	8.2	15	0	12	7	6	8	74	14.8
15 FALLS, Colin.....	5-5	166 33.2	18-44	.409	14-35	.400	13-17	.765	1	18	19	3.8	6	0	9	2	0	5	63	12.6
40 ZELLER, Luke.....	5-5	82 16.4	14-19	.737	3-4	.750	5-7	.714	8	8	16	3.2	12	1	7	12	2	2	36	7.2
23 McALARNEY, Kyle....	5-5	145 29.0	12-32	.375	5-19	.263	0-1	.000	5	8	13	2.6	2	0	34	11	0	4	29	5.8
33 HILLESLAND, Zach...	5-0	84 16.8	11-12	.917	0-0	.000	5-11	.455	6	23	29	5.8	10	0	8	11	2	6	27	5.4
02 JACKSON, Tory.....	5-0	62 12.4	9-15	.600	1-5	.200	4-11	.364	1	3	4	0.8	10	0	7	10	0	2	23	4.6
20 PEOPLES, Jonathan..	3-0	11 3.7	1-1	1.000	0-0	.000	3-4	.750	0	2	2	0.7	1	0	0	0	0	1	5	1.7
11 HARDEN, Joe.....	3-0	12 4.0	0-1	.000	0-0	.000	2-2	1.000	1	1	2	0.7	0	0	2	0	0	0	2	0.7
42 AYERS, Ryan.....	5-0	55 11.0	0-10	.000	0-4	.000	3-4	.750	2	4	6	1.2	4	0	3	1	0	3	3	0.6
41 ANDREE, Tim.....	1-0	1 1.0	0-0	.000	0-0	.000	0-2	.000	0	0	0	0.0	0	0	0	0	0	0	0	0.0
35 PILLER, Kieran.....	1-0	2 2.0	0-0	.000	0-0	.000	0-0	.000	0	0	0	0.0	0	0	0	0	0	0	0	0.0
TEAM.....									6	6	12	2.4	0		0					
Total.....	5	1000	151-292	.517	38-100	.380	80-114	.702	57	138	195	39.0	80	1	97	67	13	49	420	84.0
Opponents.....	5	1000	115-275	.418	43-104	.413	44-58	.759	31	104	135	27.0	104	-	74	86	7	32	317	63.4

SCORE BY PERIODS:	1st	2nd	Total
-----	-----	-----	-----
Notre Dame.....	212	208	- 420
Opponents.....	142	175	- 317

DEADBALL REBOUNDS:	OFF	DEF	TOTAL
-----	-----	-----	-----
Notre Dame.....	13	0	13
Opponents.....	5	1	6

2006-07 Notre Dame Men's Basketball  
 Notre Dame Season Schedule/Results & Leaders (as of Nov 27, 2006)  
 All games

<b>RECORD:</b>	<b>OVERALL</b>	<b>HOME</b>	<b>AWAY</b>	<b>NEUTRAL</b>
<b>ALL GAMES</b> .....	(4-1)	(3-0)	(0-0)	(1-1)
<b>CONFERENCE</b> .....	(0-0)	(0-0)	(0-0)	(0-0)
<b>NON-CONFERENCE</b> .....	(4-1)	(3-0)	(0-0)	(1-1)

DATE	TIME	OPPONENT		SCORE	ATTEND	HIGH POINTS	HIGH REBOUNDS
11-10-06	8:00 p.m.	IPFW	W	92-49	8678	(20)CARTER, Russell	(12)HILLESLAND, Zach
11-13-06	6:00 p.m.	! vs Butler		69-71	L 8037	(17)HARANGODY, Luke (17)FALLS, Colin	(12)KURZ, Rob (10)HARANGODY, Luke
11-14-06	6:00 p.m.	@ vs Lafayette	W	92-60	9594	(20)CARTER, Russell	(8)KURZ, Rob
11-19-06	4:00 p.m.	THE CITADEL	W	74-50	8351	(18)HARANGODY, Luke	(7)FALLS, Colin
11-27-06	7:30 p.m.	LEHIGH	W	93-87	8178	(25)KURZ, Rob	(7)KURZ, Rob (8)KURZ, Rob

\* = Conference game

! = Dick's Sporting Goods Preseason NIT (First Round)

@ = Dick's Sporting Goods Preseason NT (Consolation)

ATTENDANCE SUMMARY	GAMES	TOTALS	AVG/GAME
HOME.....	3	25207	8402
AWAY.....	0	0	0
NEUTRAL.....	2	17631	8816
TOTAL.....	5	42838	8568