



2016-17 NOTRE DAME HOCKEY GAME NOTES

Fighting Irish Media ▶ Dan Colleran ▶ dcollera@nd.edu ▶ 574-339-9810 (c) ▶ UND.com/NDHockey

2016-17 SCHEDULE

OCTOBER

2	USNTDP (Exhibition)	W, 5-1
7	Arizona State [CSN+]	W, 9-2
8	Arizona State	W, 4-2
14	at #4/4 Minnesota Duluth [FCS]	L, 4-3
15	at #4/4 Minnesota Duluth	W, 3-1
21	Penn State [CSN+]	T, 3-3 (ot)
22	Penn State [NBCSN]	L, 3-2 (ot)
27	Connecticut * [CSN]	L, 4-2
28	Connecticut *	W, 6-2

NOVEMBER

12	at Northeastern *	W, 5-2
13	at Northeastern *	T, 0-0
17	#5/6 UMass Lowell *	L, 4-1
18	#5/6 UMass Lowell *	W, 4-1
25	Holy Cross \$	W, 5-3
26	Clarkson \$	L, 2-0

DECEMBER

2	at Massachusetts * [ASN]	6:05 p.m.
3	at Massachusetts *	7:05 p.m.
10	Boston College * [NBCSN]	7:05 p.m.
31	Alaska	4:05 p.m.

JANUARY

1	Alaska	2:05 p.m.
6	Michigan Tech [NBCSN]	7:35 p.m.
7	Michigan Tech [NBCSN]	7:00 p.m.
13	at Merrimack *	7:35 p.m.
14	at Merrimack *	7:00 p.m.
20	New Hampshire *	7:35 p.m.
21	New Hampshire *	7:05 p.m.
28	at Boston College *	7:05 p.m.

FEBRUARY

3	Vermont * [NBCSN]	7:35 p.m.
4	Vermont * [NBCSN]	6:35 p.m.
10	vs. Maine * ^	7:05 p.m.
11	at Maine *	7:05 p.m.
17	Providence * [NBCSN]	7:35 p.m.
18	Providence * [NBCSN]	7:05 p.m.
24	at Boston University *	6:05 p.m.
25	at Boston University *	7:05 p.m.

MARCH

3-5	Hockey East First Round &	TBA
10-12	Hockey East Quarterfinals &	TBA
17	Hockey East Semifinals %	TBA
18	Hockey East Championship %	TBA
24	NCAA Regional @	TBA
25	NCAA Regional @	TBA
26	NCAA Regional @	TBA

APRIL

6	NCAA Frozen Four #	TBA
8	NCAA Frozen Four #	TBA

Home Games in bold

All times are subject to change and listed in EST [denotes television coverage] | additional coverage TBA

* - denotes a Hockey East game

\$ - Shillelagh Tournament (at Notre Dame, Ind.)

^ - Cross Insurance Arena (Portland, Maine)

& - Campus sites

% - TD Garden (Boston, Mass.)

@ - 2017 NCAA Regionals

East Regional [Providence, R.I.]

West Regional [Fargo, N.D.]

Midwest Regional [Cincinnati, Ohio]

Northeast Regional [Manchester, N.H.]

- 2017 NCAA Frozen Four hosted by the University of

Notre Dame and the Chicago Sports Commission

[United Center | Chicago, Ill.]

GAMES 15 & 16



#12/12 University of Notre Dame Fighting Irish

(7-5-2, 3-2-1 HEA)



University of Massachusetts Minutemen

(3-7-2, 1-5-1 HEA)

GAME 15

Matchup: Notre Dame at Massachusetts

Date: Friday, Dec. 2

Time: 6:00 p.m. (ET)

Site: Amherst, Mass.

Arena: Mullins Center (10,500)

Television: American Sports Network

Play-by-Play: Tom Caron

Analyst: Billy Jaffe

[Clearances include: WHME-46, CSN Chicago Plus, NESN, TSN GO]

Live Streaming: None

Live Radio: WZOC 94.3 FM

Play-by-Play: Darin Pritchett

Live Audio: WatchND App

Live Stats: HockeyEastonline.com

Live Updates: @NDHockey

Series History: ND leads, 9-5-0

What's Inside

University Information & Quick Facts	2
Notes	1-5
Series History vs. UMASS	2
National Polls & Notre Dame in the Polls	4
2016-17 Honors & Awards	4
Roster by Major/School	5
Notre Dame Roster & Coaching Staff	6
Geographic Breakdown	6
Head Coach Jeff Jackson	7
The Last Time ...	8
Notre Dame's Record When ...	8
2016-17 Stats	9-14
2016-17 Individual Game-by-Game	15
2016-17 Box Scores	16-19
Individual Player Pages/Career Highs	20-33

OVERVIEW

▶ Notre Dame returns to Hockey East play with a weekend road series at UMass (Dec. 2-3).

▶ Dating back to a 2015 Hockey East playoff series, the Fighting Irish carry a four-game winning streak against the Minutemen into this weekend's series.

▶ Cal Petersen is 5-1-0 in six games against

UMass and has a 1.20 goals against average to go along with a .957 save percentage.

▶ The weekend series at UMass will be Notre Dame's final road series of the calendar year, and it will not play another road game until Jan. 13-14 at Merrimack.

▶ The Fighting Irish enter the weekend tied for fourth in Hockey East (3-2-1, 7 points), while UMass is tied for 10th (1-5-1, 3 points).

64

Junior goaltender **Cal Petersen** has started 64 consecutive games in the Irish net dating back to his freshman season.

23

Junior forward **Anders Bjork** has 23 points (9-14-23) in 14 games. His 23 points rank tied for second in Hockey East, while his 14 assists are also tied for second in Hockey East and rank third in the country.

7

Junior defenseman **Jordan Gross** has scored a goal and added six assists for seven points in seven career games against Massachusetts.



NDHockey



ND_Hockey



NotreDameHockey



NotreDameHockey

UNIVERSITY INFORMATION

School: University of Notre Dame
 Location: Notre Dame, IN 46556
 Founded: 1842
 Enrollment: 8,475 (undergraduate), 12,126 (total)
 Nickname: Fighting Irish
 Colors: Gold and Blue
 Affiliation: NCAA Division I
 Conference: Hockey East Association (HEA)
 President: Rev. John I. Jenkins, C.S.C. (Notre Dame '76)
 Provost: Thomas Burish
 NCAA Faculty Representative: Patricia Bellia (Harvard '91)
 Athletics Director: Jack Swarbrick (Notre Dame '76)
 Sr. Assoc. Athletic Director/Sport Administrator: Tom Nevala (Notre Dame '90)
 Ticket Office Phone: (574) 631-7356
 Home Ice (capacity): Compton Family Ice Arena (5,022)
 Charles "Lefty" Smith Rink
 Ice Surface: 200 x 90

HOCKEY STAFF INFORMATION

Head Coach: Jeff Jackson (Michigan State '78)
 Record at Notre Dame: 252-159-50 (12th season)
 Record Overall 434-211-75 (18th season)
 Hockey East Record/Years: 37-22-11 (fourth season)
 Associate Head Coach: Paul Pooley (Ohio State '84)
 Associate Coach: Andy Slaggert (Notre Dame '89)
 Volunteer Assistant Coach: Kevin Lind (Notre Dame '14)
 Coordinator of Hockey Operations: Nick Siergiej (Wisconsin-River Falls '06)
 Athletic Trainer: Kevin Ricks
 Equipment Specialist: Scott Eastman
 Strength and Conditioning: Tony Rolinski
 Senior Team Managers: Taek Lee, Meghan Thompson, Amelia Legault-Laroche
 Administrative Assistant: Sue Halasz
 Hockey Office Phone: (574) 631-3630
 Hockey Office Fax: (574) 631-4897

MEDIA RELATIONS INFORMATION

Associate Director, Athletics Communications (Hockey SID): Dan Colleran
 Office Phone: (574) 631-7519
 Cell Phone: (574) 339-9810
 Hockey Media Relations E-Mail: dcollera@nd.edu
 Compton Family Ice Arena Press Box Phone: (574) 631-4899
 Mailing Address: University of Notre Dame
 100 Compton Family Ice Arena
 Notre Dame, IN 46629
 Web Site: www.und.com/NDHockey
 Twitter: @NDHockey
 Instagram: ND_Hockey
 Facebook: facebook.com/NotreDameHockey
 Snapchat NotreDameHockey

TEAM INFORMATION

2015-16 Overall Record: 19-11-7
 2015-16 Hockey East Record/Finish 15-5-2 (3rd)
 2015-16 Postseason: Hockey East Quarterfinals
 NCAA Midwest Regional Semifinals
 Letter Winners Returning: 17 (10 forwards, 5 defensemen, 2 goaltenders)
 Letter Winners Lost: 7 (4 forwards, 2 defensemen, 1 goaltender)
 Newcomers: 8 (5 forwards, 2 defensemen, 1 goaltender)
 2016-17 Captain: Cal Petersen (C)
 2016-17 Alternate Captains: Anders Bjork (A), Jake Evans (A)
 Luke Ripley (A)
 NCAA Appearances Eight (Last: 2016)
 NCAA Frozen Four Appearances Two (2008 & 2011)
 All-Americans 12 players/13 times (Last: Robbie Russo in 2015)
 Academic All-Americans Nine (Last: Peter Schneider in 2015)

BY THE NUMBERS (national rank/60)

Category	UMASS	ND
Goals/game	2.38 (46)	3.41 (12)
GAA/game	3.29 (47)	2.40 (17)
Power Play %	11.11 (52)	17.65 (27)
PK %	82.67 (33)	87.30 (13)
Penalties/game	7.07 (46)	5.66 (19)
PIM/game	14.14 (31)	15.25 (42)

UMASS AT A GLANCE

► The Minutemen are 3-7-2 on the season and are coming off a trip to Belfast, Northern Ireland for the 2016 Friendship Four tournament.
 ► In Belfast, UMass lost to eventual tournament champion Vermont, 4-2, before bouncing back to tie St. Lawrence, 2-2.
 ► Massachusetts' wins this season have come against Colorado College (Oct. 7), Army (Oct. 21) and Merrimack (Nov. 11).
 ► Sophomore forwards Austin Plevy (4-4-8) and Kurt Keats (3-5-8) are tied for the team lead with eight points apiece (Keats is suspended for game one of this weekend's series).
 ► Junior forward Dominic Trento leads the team with seven assists.
 ► In net, freshman Ryan Wischow (2-3-2, 2.49 GAA, .912 Sv%) and sophomore Nic Renyard (1-4-0, 4.20 GAA, .888 Sv%) have combined to play the majority of the minutes, though Wischow has started three of the last four games.
 ► Greg Carvel is in his first season as head coach at UMass (he replaced current Irish Special Assistant to the Coaching Staff John Micheletto).

LAST WEEKEND: SHILLELAGH SPLIT

► Anders Bjork tallied three points on one goal and two assists to lead Notre Dame to a 5-3 victory over Holy Cross on Friday in the opening round game of the Shillelagh Tournament.
 ► Tory Dello finished with a career-high two assists against the Crusaders for his first career two-point game.
 ► Then in the championship game of the tournament, Clarkson was able to hold Notre Dame off the scoreboard for a 2-0 win.
 ► The Irish generated a lot of scoring chances, but Shillelagh Tournament Most Outstanding Player Jake Kielly made 35 saves for the Golden Knights.
 ► The first three Shillelagh Tournaments (2009-11) were played at the Sears Centre in Hoffman Estates, Illinois.
 ► After a break until the Compton Family Ice Arena opened, the tournament resumed in November of 2013 at the home of the Fighting Irish.

Series History

NOTRE DAME VS. MASSACHUSETTS

► This weekend's series marks the teams' 15th and 16th meetings of all-time, but just the fifth and sixth meetings at UMass (first since the 2014-15 season).
 ► The Notre Dame - UMass series includes college hockey's longest game, a five overtime 4-3 win by UMass at Notre Dame in game one of a Hockey East playoff series (March 6, 2015).
 ► Cal Petersen made an NCAA record 87 saves in that game.
 ► Last season, the Irish posted back-to-back home wins over the Minutemen, by scores of 3-1 and 5-1, on Dec. 4-5 at the Compton Family Ice Arena.
 ► Anders Bjork had two goals in the game two win, while Jordan Gross had three assists in the series.

THE SERIES

Series: Notre Dame leads, 9-5-0 (14 games)
 At Notre Dame: Notre Dame leads, 6-3-0
 At UMass: Notre Dame leads, 3-1-0
 At Neutral Sites: UMass leads, 1-0-0

YEAR	SITE	W/L/T	SCORE
1994-95	Massachusetts	W	6-3
	Massachusetts	L (ot)	3-4
1999-00	Notre Dame	L	3-4
	Notre Dame	W	5-3
2007-08	Tampa, Fla.	L	3-4
2013-14	Notre Dame	W	5-3
	Notre Dame	L	2-3
2014-15	Massachusetts	W	7-5
	Massachusetts	W	4-0
	Notre Dame	L (SOT)	3-4
	Notre Dame	W	5-3
2015-16	Notre Dame	W	7-0
	Notre Dame	W	3-1
	Notre Dame	W	5-1

CAREER STATS vs. UMASS

Jordan Gross	7 GP	1-6-7
Anders Bjork	7 GP	2-3-5
Connor Hurley	7 GP	2-3-5
Luke Ripley	7 GP	2-2-4
Jake Evans	7 GP	0-3-3
Dawson Cook	7 GP	1-0-1
Dylan Malmquist	2 GP	1-0-1
Tony Bretzman	4 GP	0-1-1
Joe Wegwerth	2 GP	0-1-1
Ben Ostlie	4 GP	0-0-0
Dennis Gilbert	2 GP	0-0-0
Andrew Oglevie	2 GP	0-0-0
Bobby Nardella	1 GP	0-0-0
Cal Petersen	6-6 GP-GS, 5-1-0	
	450:50 Min., 1.20 GAA,	
	201 Svs., .957 Sv%	
Chad Katunar	1-1 GP-GS, 1-0-0	
	60:00 Min., 5.00 GAA,	
	20 Svs., .800 Sv%	

THIRD PERIOD SURGE

- ▶ Notre Dame is out scoring opponents by a 20-8 margin in third periods this season.
- ▶ Notre Dame's 20 third period goals ranks tied for third in the country (Vermont ranks first with 22).
- ▶ The Fighting Irish are averaging 1.43 goals per third period, which ranks sixth in the country.

BJORK PLAYING LEAD ROLE

- ▶ Junior forward Anders Bjork, a 2014 fifth-round pick by Boston, ranks tied for second in Hockey East with 23 points (9-14-23).
- ▶ Bjork's nine goals rank tied for third in Hockey East, while his 14 assists are tied for second in Hockey East (tied for third in the country).
- ▶ Bjork has been held without a point in just four of Notre Dame's 14 games this season (including the 0-0, two-period tie at Northeastern).
- ▶ Bjork has posted six multi-point games, including four-point games against ASU (Oct. 8) and UConn (Oct. 28).
- ▶ The Irish are 7-2-1 on the season when Bjork notches at least one point (5-1-0 when he scores at least one goal).

OGLEVIE ON THE OFFENSIVE

- ▶ Sophomore forward Andrew Oglevie has started the 2016-17 season with 15 points (6-9-14) through 14 games.
- ▶ Last season as a freshman, Oglevie totalled nine points (5-4-9) in 31 games.
- ▶ Oglevie's offensive production has been boosted by increased time on the power play, where he has scored three goals and added six assists for nine points.

TOP MARKS IN THE COUNTRY

- ▶ Released on Nov. 15, the Irish rank third in NCAA Div. I hockey in the Graduation Success Rate (GSR) with a score of 94 (Bowling Green is first with 100, followed by Air Force at 96).
- ▶ Notre Dame also ranks first in NCAA Div. I hockey in the Federal Rate (measured by the federal government in its Department of Education report) with a score of 82.
- ▶ Miami is second in the Federal Rate with a score of 79.
- ▶ The University of Notre Dame has claimed a share of the 2016 national championship for graduating student-athletes in all sports - in the process posting the top NCAA Graduation Success Rate (GSR) figure (98) for its student-athletes for the 10th straight year.

JACKSON REACHES 250

- ▶ In the midst of his 12th season behind the Irish bench, Head Coach Jeff Jackson notched

his 250th career win with Notre Dame in the 5-2 victory at Northeastern on Nov. 12. (now 252-159-48).

- ▶ Only Charles "Lefty" Smith has more wins as Notre Dame's head coach (307-320-31).

UP NEXT

- ▶ Notre Dame will close out the first semester with a home game against Boston College at 7:05 p.m. on Dec. 10 (NBCSN).

IN THE RANKS

- ▶ The Irish moved stayed at No. 12 in the USCHO.com poll and moved from No. 11 to 12 in the USA Today/USA Hockey Magazine national polls this week.
- ▶ Notre Dame has moved up and down

between No. 12 to as high as No. 3 this season in the polls.

- ▶ Prior to this season (Oct. 10-17) the last time the Irish had reached the top five in the polls was on Nov. 11, 2013 (No. 4 in USCHO.com and No. 3 in the USA Today/USA Hockey Magazine).

SHORTENED SERIES AT NORTHEASTERN

- ▶ On Sunday, Nov. 13, with Notre Dame and Northeastern tied 0-0 after two periods of play at Matthews Arena, the game was suspended when a broken down Zamboni led to unsafe ice conditions at Matthews Arena.
- ▶ The game was then declared a 0-0 tie by Hockey East on Wednesday, Nov. 16 and marked Cal Petersen's sixth career shutout.

Current Irish in the National Hockey League Draft



Connor Hurley
2013 | Second Round | 38th Overall
Buffalo Sabres



Cal Petersen
2013 | Fifth Round | 129th Overall
Buffalo Sabres




Anders Bjork
2014 | Fifth Round | 146th Overall
Boston Bruins



Jake Evans
2014 | Seventh Round | 207th Overall
Montreal Canadiens



Joe Wegwerth
2014 | Fourth Round | 92nd Overall
Florida Panthers



Dennis Gilbert
2015 | Third Round | 91st Overall
Chicago Blackhawks



Cam Morrison
2016 | Second Round | 40th Overall
Colorado Avalanche



Andrew Peeke
2016 | Second Round | 34th Overall
Columbus Blue Jackets



**USCHO.com Division I Men's Poll
(Nov. 28, 2016)**

Rk.	Team (1st-place votes)	Record	Points	Last Wk.
1.	Minnesota Duluth (47)	10- 2-2	995	1
2.	Denver (3)	9- 2-3	952	2
3.	Boston College	11- 4-1	838	4
4.	UMass Lowell	8- 4-2	790	6
5.	Quinnipiac	9- 4-2	755	3
6.	Boston University	7- 4-1	752	7
7.	Penn State	11- 1-1	689	8
8.	Harvard	6- 2-1	604	9
9.	North Dakota	7- 5-3	590	5
10.	Ohio State	8- 1-4	539	13
11.	Minnesota	6- 4-2	508	11
12.	Notre Dame	7- 5-2	406	12
13.	Bemidji State	11- 4-1	345	10
14.	Vermont	9- 3-2	322	20
15.	Minnesota State	8- 5-1	319	14
16.	Western Michigan	7- 3-2	253	18
17.	St. Cloud State	6- 6-0	224	15
18.	Union	8- 3-2	199	17
19.	St. Lawrence	8- 4-4	160	19
20.	Michigan	6- 5-1	131	16

Others receiving votes: Clarkson 59, Omaha 35, Michigan Tech 10, Air Force 8, Providence 6, Northeastern 4, Lake Superior 3, Dartmouth 2, Wisconsin 2.

**USA Today/USA Hockey Magazine
College Hockey Poll
(Nov. 28, 2016)**

Rk.	Team, Points (1st-place votes)	Last Week	Record
1.	Minnesota Duluth, 510 (34)	1	10-2-2
2.	University of Denver, 474	2	9-2-3
3.	UMass Lowell, 401	6	8-4-2
4.	Boston College, 387	3	11-4-1
5.	Boston University, 341	7	7-4-1
6.	Penn State University, 323	10	11-1-1
7.	Quinnipiac University, 321	4	9-4-2
8.	Harvard University, 262	9	6-2-1
9.	University of Minnesota, 220	8	6-4-2
10.	University of North Dakota, 214	5	7-5-3
11.	Ohio State University, 181	13	8-1-4
12.	University of Notre Dame, 116 11	7-5-2	
13.	Western Michigan University, 79	--	7-3-2
14.	University of Vermont, 74	--	9-3-2
15.	Minnesota State University, 46	14	8-5-1

Others Receiving Votes: Bemidji State University, 40; St. Lawrence University, 36; Union College, 27; St. Cloud State University, 19; Clarkson University, 4; University of Nebraska Omaha, 4; University of Michigan, 1.

Notre Dame in the Polls

Date	USCHO.com	USAToday
Preseason	9	8
Oct. 10	5	6
Oct. 17	3	4
Oct. 24	7	6
Oct. 31	9	9
Nov. 7	9	9
Nov. 14	9	9
Nov. 21	12	11
Nov. 28	12	12
Dec. 5		

BJORK NAMED HEEA PLAYER OF THE MONTH

► Tied for the national lead in points (7-9-16) in the first month of the season, junior forward Anders Bjork was named the Hockey East Player of the Month for October (Nov. 2).

► In addition to averaging 2.00 points per game in October, Bjork had a team-high +7 rating, scored two power-play goals and also had two game-winning goals.

NINE GOAL NIGHT

► In Notre Dame's 9-2 win over Arizona State (Oct. 7), the Irish scored at least nine goals for the first time since a 10-2 victory over Canisius on Dec. 29, 2010.

► In addition, Notre Dame tallied six power-play goals for the first time since a 9-5 win over Northern Michigan on Feb. 13, 2009.

NHL ALUMNI REPORT

► Eight former Notre Dame hockey players have played in the NHL this season, including a stretch where all eight were in the NHL at the same time (Nov. 21-28).

► It was the first time in program history when eight former players were on active NHL rosters at the same time.

► The single-season record for most former Irish players skating in the NHL during a season was nine in 2011-12.

► Vinnie Hinostroza scored his first career goal and added his first two career assists in Chicago's 4-3 overtime win against Vancouver (Nov. 19).

Eric Condra, Tampa Bay: 2 GP, 0-0-0
Vinnie Hinostroza, Chicago: 15 GP, 1-2-3

Stephen Johns, Dallas: 17 GP, 2-2-4

Riley Sheahan, Detroit: 23 GP, 0-4-4

Kyle Palmieri, New Jersey: 20 GP, 3-6-9

Anders Lee, New York Islanders: 21 GP, 4-1-5

Ian Cole, Pittsburgh: 22 GP, 1-3-4

Bryan Rust, Pittsburgh: 19 GP, 3-3-6

YOUTH MOVEMENT

► According to research by College Hockey Inc., Notre Dame is the third-youngest team in college hockey this season (as of Oct. 1, 2016):

Boston College -- 20 years, 49 days

Boston University -- 20 years, 108 days

Notre Dame -- 20 years, 272 days

► Freshman forward Cam Morrison (born in August of 1998) is the fifth-youngest player in NCAA Division I men's college hockey this season.

CAPTAIN CAL

► Junior goaltender Cal Petersen is the first goaltender in program history to wear the captain's "C" for the Irish.

► Petersen started all 37 games in 2015-16 and led the nation in percentage of team minutes played while posting a 19-11-7 record.

2016-17 Honors

Anders Bjork

- Hockey East Player of the Month (Nov. 2)
- Hockey East Player of the Week (Oct. 10)
- 2016 Shillelagh Tournament All-Tournament Team (Nov. 26)
- Hockey East Honor Roll (Oct. 31, Nov. 28)

Tory Dello

- 2016 Shillelagh Tournament All-Tournament Team (Nov. 26)

Bobby Nardella

- Hockey East Honor Roll (Oct. 10 & Nov. 21)

Andrew Oglevie

- Hockey East Honor Roll (Oct. 17)

Cal Petersen

- Mike Richter Award Watch List (Oct. 7)
- Hockey East Honor Roll (Oct. 17 & Nov. 21)

► He finished 2015-16 with a 2.20 goals-against average and a .927 save percentage, which ranked 12th in the country.

FRESHMEN PAIR IN NHL DRAFT

► Cam Morrison (Second Round, 40th overall by the Colorado Avalanche) and Andrew Peeke (Second Round, 34th overall by Columbus) were each selected in the 2016 NHL Entry Draft.

► It marked the first NHL draft in which two Irish hockey players were selected within the first 40 picks.

► Peeke and Morrison also become the 78th and 79th Irish hockey players to be selected in the NHL Entry Draft.

► Additionally, at least one Notre Dame player has now been drafted in each draft dating back to 2004 (12 seasons).

JACKSON RANKS (entering Friday night)

► Head Coach Jeff Jackson ranks second in active career winning percentage (minimum of five Division I seasons):

.661 -- Red Berenson, Michigan (841-409-91)

.655 -- Jeff Jackson, Notre Dame (434-211-75)

.645 -- Rick Bennett, Union (144-72-33)

.637 -- Don Lucia, Minnesota (699-378-98)

.636 -- Norm Bazin, UMass Lowell (169-91-27)

.621 -- Jerry York, Boston College (1024-603-110)

NOTRE DAME IN THE NCAA TOURNAMENT

► Last season, the Fighting Irish made their eighth all-time appearance in the NCAA Championship field, including their sixth since 2008.

► Under Head Coach Jeff Jackson, the Irish made Frozen Four trips in 2008 and 2011.

NOTRE DAME & HOCKEY EAST

- ▶ The 2016-17 season will mark Notre Dame’s final season in Hockey East before joining the Big Ten Conference as an affiliate member in men’s ice hockey.
- ▶ In Notre Dame’s previous three seasons in Hockey East, the Irish have finished the regular season tied for seventh (2014), fifth (2015) and third (2016).
- ▶ During Notre Dame’s final season in the CCHA (2012-13), the Irish placed second in the regular-season standings and then won the tournament championship.

FAMILY TIES

- ▶ Sophomore forward Anders Bjork is part of the fourth Notre Dame hockey-playing son to follow his father to Notre Dame.
- ▶ His father, Kirt Bjork, was an All-America at Notre Dame during the 1982-83 campaign and is tied for 12th on Notre Dame’s all-time points list with 161 (141 GP, 76-85-161).
- ▶ Kirt is currently a director of regional development in Notre Dame’s development office.
- ▶ Anders Bjork also has another family tie to Irish hockey, as his cousin is former Irish standout Erik Condra, who is currently a member of the Tampa Bay Lightning.
- ▶ As the fourth son to follow his father to Notre Dame, Anders joins Mario Lucia (Don Lucia) Kevin Nugent (Kevin Nugent, Sr.) and Rory Walsh (Brian Walsh) to play at Notre Dame after their fathers.

NBC SPORTS BACK FOR FOURTH SEASON

- ▶ The NBC Sports Group will once again provide coverage of Notre Dame hockey throughout the 2016-17 season.
- ▶ As part of NBC Sports Group’s fourth season presenting Notre Dame hockey, NBCSN, the NBC Sports app and NBCSports.com will combine to deliver all 21 Fighting Irish hockey home games.
- ▶ Eight games will be telecast on NBCSN and an additional 13 games will be streamed live via the NBC Sports app and NBCSports.com.

IRISH TABBED TO TIE FOR SECOND

- Hockey East Preseason Coaches’ Poll
1. Boston University (10 first place votes), 130
 2. **Notre Dame, 108**
 4. UMass Lowell (1), 105
 5. Providence, 98
 6. Boston College, 91
 7. UConn, 63
 8. Vermont, 57
 9. Merrimack, 53
 10. New Hampshire, 49
 11. Massachusetts, 32
 12. Maine, 30

2016-17 Roster
By School and/or Major

Marketing (Mendoza College of Business)

- Anders Bjork (Jr.)
- Bo Brauer (Jr.)
- Dawson Cook (Jr.)

Finance (Mendoza College of Business)

- Tony Bretzman (Jr.)
- Luke Ripley (Jr.)

Management Consulting (Mendoza College of Business)

- Jake Evans (Jr.)
- Jordan Gross (Jr.)
- Ben Ostlie (Sr.)
- Cal Petersen (Jr.)

Mendoza College of Business

- Jack Jenkins (So.)
- Dylan Malmquist (So.)

Political Science (College of Arts & Letters)

- Dennis Gilbert (So.)
- Connor Hurley (Jr.)
- Bobby Nardella (So.)
- Andrew Oglevie (So.)

College of Arts & Letters

- Joe Wegwerth (So.)

Finance & Economics (double major)

- Chad Katunar (Jr.)

Economics & Chinese (double major)

- Peter Mark (Jr.)

First Year of Studies

- Cal Burke (Fr.)
- Tory Dello (Fr.)
- Felix Holmberg (Fr.)
- Cale Morris (Fr.)
- Cam Morrison (Fr.)
- Luke Novak (Fr.)
- Mike O’Leary (Fr.)
- Andrew Peeke (Fr.)

2016-17 Notre Dame Hockey Roster

No.	Name	Height	Weight	Position	Yr.	Hometown	Last Team (League)
2	Tony Bretzman	5-11	175	Defenseman	JR	Mendota Heights, Minn.	Langley Rivermen (BCHL)
3	Jordan Gross	5-10	186	Defenseman	JR	Maple Grove, Minn.	Green Bay Gamblers (USHL)
4	Dennis Gilbert	6-2	220	Defenseman	SO	Williamsville, N.Y.	Chicago Steel (USHL)
6	Tory Dello	6-0	190	Defenseman	FR	Crystal Lake, Ill.	Tri-City Storm (USHL)
8	Ben Ostlie	6-2	200	Forward	SR	Edina, Minn.	Omaha Lancers (USHL)
9	Dawson Cook	6-2	213	Forward	JR	Cadillac, Mich.	Green Bay Gamblers (USHL)
10	Anders Bjork	6-0	181	Forward	JR	Mequon, Wis.	U.S. National Under-18 Team
11	Cal Burke	5-10	184	Forward	FR	Boxborough, Mass.	Cedar Rapids RoughRiders (USHL)
12	Felix Holmberg	5-10	175	Forward	FR	Stockholm, Sweden	AIK J20 (SuperElit)
15	Andrew Oglevie	5-10	181	Forward	SO	Fullerton, Calif.	Cedar Rapids RoughRiders (USHL)
16	Connor Hurley	6-2	185	Forward	JR	Edina, Minn.	Green Bay Gamblers (USHL)
17	Peter Mark	6-0	180	Defenseman	JR	Minneapolis, Minn.	Saint Thomas Academy (USHS)
18	Jake Evans	6-0	191	Forward	JR	Toronto, Ontario	St. Michael's Buzzers (OJHL)
19	Mike O'Leary	6-1	195	Forward	FR	Halifax, Nova Scotia	Dubuque Fighting Saints (USHL)
21	Joe Wegwerth	6-3	230	Forward	SO	Brewster, N.Y.	Cedar Rapids RoughRiders (USHL)
22	Andrew Peeke	6-2	200	Defenseman	FR	Parkland, Fla.	Green Bay Gamblers (USHL)
23	Luke Novak	6-0	182	Forward	FR	Waukesha, Wis.	New Jersey Hitmen (USPHL)
24	Luke Ripley	6-5	207	Defenseman	JR	Kitimat, British Columbia	Powell River Kings (BCHL)
25	Dylan Malmquist	5-11	185	Forward	SO	Edina, Minn.	Edina (USHS)
26	Cam Morrison	6-3	212	Forward	FR	Aurora, Ontario	Youngstown Phantoms (USHL)
27	Bobby Nardella	5-9	175	Defenseman	SO	Rosemont, Ill.	Tri-City Storm (USHL)
28	Jack Jenkins	5-11	192	Forward	SO	Lake Bluff, Ill.	Fargo Force (USHL)
29	Bo Brauer	6-3	210	Forward	JR	Edina, Minn.	Nanaimo Clippers (BCHL)
32	Cale Morris	6-1	190	Goaltender	FR	Larkspur, Colo.	Waterloo Black Hawks (USHL)
33	Chad Katunar	6-5	210	Goaltender	SR	Victoria, British Columbia	Penticton Vees (BCHL)
40	Cal Petersen	6-3	190	Goaltender	JR	Waterloo, Iowa	Waterloo Black Hawks (USHL)

Coaches

Jeff Jackson: Head Coach (Michigan State '78, 12th season at Notre Dame)

Paul Pooley: Associate Head Coach (Ohio State '84)

Andy Slaggert: Associate Coach (Notre Dame '89)

Kevin Lind: Volunteer Assistant Coach (Notre Dame '14)

John Micheletto: Special Assistant to the Coaching Staff (Dartmouth '88)

Nick Siergiej: Coordinator of Hockey Operations (Wisconsin – River Falls '06)

Athletic Trainer: Kevin Ricks

Equipment Specialist: Scott Eastman

Will Moran: Hockey and Programming Intern

Pronunciation Key

8	Ben AWST-lee
10	Anders BEE-york
15	Andrew Oh-GLE-Vee
25	Dylan Mall-mm-quist
32	KALE Morris
33	Chad Cat -en-arh

California (1)

Andrew Oglevie Fullerton, California

Colorado (1)

Cale Morris Larkspur, Colorado

Florida (1)

Andrew Peeke Parkland, Florida

Illinois (3)

Tory Dello Crystal Lake, Illinois
 Bobby Nardella Rosemont, Illinois
 Jack Jenkins Lake Bluff, Illinois

Iowa (1)

Cal Petersen Waterloo, Iowa

Massachusetts (1)

Cal Burke Boxborough, Massachusetts

Michigan (1)

Dawson Cook Cadillac, Michigan

Minnesota (7)

Tony Bretzman Mendota Heights, Minnesota
 Jordan Gross Maple Grove, Minnesota
 Ben Ostlie Edina, Minnesota
 Connor Hurley Edina, Minnesota
 Dylan Malmquist Edina, Minnesota
 Peter Mark Minneapolis, Minnesota
 Bo Brauer Edina, Minnesota

New York (2)

Dennis Gilbert Williamsville, New York
 Joe Wegwerth Brewster, New York

Wisconsin (2)

Anders Bjork Mequon, Wisconsin
 Luke Novak Waukesha, Wisconsin

Canada (5)

Jake Evans Toronto, Ontario
 Chad Katunar Victoria, British Columbia
 Cam Morrison Aurora, Ontario
 Mike O'Leary Halifax, Nova Scotia
 Luke Ripley Kitimat, British Columbia

Sweden (1)

Felix Holmberg Stockholm, Sweden

THE JACKSON FILE

Full Name

• Jeffery L. Jackson

Birthdate

• June 22, 1955

Hometown

• Roseville, Michigan

Education

• Bachelor's Degree in Communications
Michigan State '78
• Bachelor's Degree in Education
Michigan State '79



Collegiate Coaching Experience

• Assistant Coach, Lake Superior State (1986-90)
• Head Coach, Lake Superior State (1990-96)
Record: 182-52-25 (.751); two NCAA titles, two CCHA regular-season titles, four CCHA tournament championships
• Head Coach, University of Notre Dame (2005-):
- **Two** CCHA regular-season titles
- **Three** CCHA tournament titles
- **Six** NCAA appearances
- **Two** NCAA Frozen Four appearances

International Coaching Experience

• National Coach and Senior Director, U.S. National Team Developmental Program (1996-2000)
• Head Coach, U.S. Junior National Team (1996-97)
• Won silver medal at World Junior Championships
• Assistant Coach, U.S. Olympic Team (1998)

Junior Hockey Experience

• Head Coach, OHL's Guelph Storm (2000-03)
Record: 87-67-24 (4)

Professional Experience

• Assistant Coach, New York Islanders (2003-05)

Coaching Honors

• CCHA Coach of the Year (1990-91)
• CCHA Coach of the Year (2006-07)
• Spencer Penrose Award (2006-07)
• CCHA Coach of the Year (2010-11)

Jackson's Year-By-Year Collegiate Record

Year	Overall		Conference	
	W - L - T	.Pct	W - L - T	.Pct
1990-91	36 - 5 - 4	.844	26 - 2 - 4	.875
1991-92	30 - 9 - 4	.744	20 - 8 - 4	.688
1992-93	32 - 8 - 5	.767	20 - 5 - 5	.750
1993-94	31 - 10 - 4	.733	18 - 8 - 4	.667
1994-95	23 - 12 - 6	.634	14 - 9 - 4	.593
1995-96	30 - 8 - 2	.775	22 - 6 - 2	.767
2005-06	13 - 19 - 4	.417	11 - 13 - 4	.464
2006-07	32 - 7 - 3	.798	21 - 4 - 3	.804
2007-08	27 - 16 - 4	.617	15 - 9 - 4	.607
2008-09	31 - 6 - 3	.813	21 - 4 - 3	.804
2009-10	13 - 17 - 8	.447	9 - 12 - 7	.446
2010-11	25 - 14 - 5	.625	18 - 7 - 3	.696
2011-12	19 - 18 - 3	.513	12 - 13 - 3	.482
2012-13	25 - 13 - 3	.646	17 - 8 - 3	.661
2013-14	23 - 15 - 2	.600	9 - 9 - 2	.500
2014-15	18 - 19 - 5	.488	10 - 7 - 5	.568
2015-16	19 - 11 - 7	.608	15 - 5 - 2	.727
Totals	427-207-72	.656	278-130-62	.657

Head Coach JEFF JACKSON

► The 2015-16 hockey season marks University of Notre Dame hockey coach Jeff Jackson's 12th season behind the Irish bench. The highly regarded Jackson now has over 30 years of coaching experience.

► Notre Dame's Jeff Jackson era began in 2005 when the University searched for a man who could move the program among the elite hockey schools in the country.

► The veteran coach owned a resume packed with success at the collegiate, junior hockey, professional and international levels.

► During his 11-year run, Notre Dame has become one of the nation's top teams, winning the Central Collegiate Hockey Association's (CCHA) regular-season title twice (2006-07 and 2008-09) while earning three Mason Cup championships ('07, '09 and the final one in 2013).

► During Jackson's tenure, his teams have made seven trips to the NCAA Tournament (2006-09, 2010-11, 2012-14 and now 2016), advancing to the Frozen Four twice, playing in the 2008 title game and the 2011 national semifinals.

► Then in 2013-14, the team's first season in Hockey East, the Irish upset the conference's top team - Boston College - in the quarterfinals to advance to the TD Garden (Boston, Massachusetts) for the Hockey East semifinals

► Between 2006-09, the Irish turned in win totals of 32, 27 and 31 for three consecutive seasons of 25 or more wins and three consecutive NCAA tournament appearances, a first in program history.

► Jackson's success on the ice also has had a major impact off the ice for the Irish. With the wins came a commitment from the University that led to the new home of Irish hockey - The Compton Family Ice Arena - one of the finest college hockey facilities in the nation. The new venue opened for business on Oct. 21, 2011.

► Since Jackson's arrival, the Irish have had 32 players selected in the National Hockey League Entry Draft, including three first round selections. In that same span, 20 players from USA Hockey's National Team Developmental

Program have matriculated to Notre Dame.

► During his tenure, the Irish have had five players garner All-America honors -- Robbie Russo in 2015, Anders Lee in 2013, Ian Cole and Erik Condra in 2009 and David Brown in 2007.

► In addition, 14 of Jackson's players have gone on to play in the NHL (most recently Vince Hinostroza and Stephen Johns in 2015-16).

► In Jackson's first 11 seasons with Notre Dame, the Irish have played with poise and discipline, relying on team defense, strong goaltending and excellent special teams play. They also laid the foundation for future seasons with major success on the recruiting trail.

► In taking over the Irish coaching duties in 2005, Jackson became the first Notre Dame head coach to have won an NCAA Division I championship with another program before being hired as an Irish head coach.

► Success is nothing new for Jackson at the NCAA Division I level. In six years as the head coach at Lake Superior State (1990-96), Jackson's teams won two NCAA titles in 1992 and 1994 (also advancing to the finals in 1993), two CCHA regular-season championships (1991 and 1996) and four CCHA Mason Cup trophies (1991, 1992, 1993 and 1995).

► A 1978 graduate of Michigan State University with a degree in communications, Jackson followed with an education degree from Michigan State in 1979.

► In May 2003, Inside College Hockey, ranked Jackson 12th on its list of the 16 greatest college coaches of all-time with only five of the 16 still active in coaching.

► Jackson is a member of the USA Hockey Coaches Achievement Program, the American Hockey Coaches Association and the National Hockey League Coaches Association.

THE LAST TIME

TEAM

Notre Dame won in overtime	December 29, 2014 vs. Miami (3-2, ot)
Notre Dame lost in overtime	October 22, 2016 vs. Penn State (3-2)
Notre Dame tied in overtime	October 21, 2016 vs. Penn State (3-3, ot)
Notre Dame won in overtime (Hockey East game)	November 14, 2014 at Merrimack (3-2, ot)
Notre Dame lost in overtime (Hockey East game)	February 19, 2016 at Providence College (3-2, ot)
Notre Dame tied in overtime (Hockey East game)	November 20, 2015 at UMass Lowell (2-2, ot)
Notre Dame scored 10 or more goals in a game	December 29, 2010 vs. Canisius (10-2)
Notre Dame allowed 10 or more goals in a game	March 12, 2005 at Michigan (10-1)
Notre Dame had a home shutout	February 27, 2016 vs. Boston University (Cal Petersen, 39 saves)
Notre Dame had a road shutout	November 13, 2016 at Northeastern (Cal Petersen, 16 saves in a two period game)
.....	February 15, 2014 at Providence (Steven Summerhays, 36 saves)
Notre Dame had a neutral site shutout	October 13, 2012 vs. Maine (Steven Summerhays, 22 saves)
Notre Dame had a shutout in a HE game	Nov. 13, 2016 at Northeastern (Cal Petersen, 16 saves in a two period game)
.....	February 27, 2016 vs. Boston University (Cal Petersen, 39 saves)
Notre Dame was shutout in a HE game	Nov. 13, 2016 at Northeastern (Jake Theut, 22 saves in a two period game)
.....	January 29, 2016 vs. Boston College (Thatcher Demko, 28 saves)
Notre Dame was shutout at home	November 26, 2016 vs. Clarkson (Jake Keilley, 35 saves)
Notre Dame was shutout on the road	Nov. 13, 2016 at Northeastern (Jake Theut, 22 saves in a two period game)
.....	November 7, 2014 at Minnesota (Adam Wilcox, 20 saves)
Notre Dame won 1-0	February 27, 2016 vs. Boston University (Cal Petersen, 39 saves)
Notre Dame had 35 or more shots in a game	November 26, 2016 vs. Clarkson (35 shots)
Notre Dame had 40 or more shots in a game	October 27, 2016 vs. UConn (49 shots)
Notre Dame had 50 or more shots in a game	October 7 vs. Arizona State (51 shots)
Notre Dame surrendered 35 or more shots in a game	November 17, 2016 vs. UMass Lowell (35 shots)
Notre Dame surrendered 40 or more shots in a game	February 13, 2016 vs. Maine (41 shots)
Notre Dame surrendered 50 or more shots in a game	January 1, 2016 at Denver (50 shots)
Notre Dame had three PP goals in a game	October 25, 2014 vs. Niagara (7-0 win)
Notre Dame had four PP goals in a game	October 20, 2013 vs. Michigan Tech (7-3 win)
Notre Dame had six PP goals in a game	October 7, 2016 vs. Arizona State (9-2 win)
.....	February 13, 2009 vs. No. Michigan (9-5 win)
Notre Dame had one shorthanded goal in a game	October 21, 2016 vs. Penn State (Jake Evans in a 3-3 ot tie)
Notre Dame had two shorthanded goals in a game	January 7, 2011 at Northern Michigan (8-1 win)
.....	November 20, 2010 vs. Michigan State (4-2 win)
Notre Dame surrendered five PP goals	December 4, 2004 vs. Michigan (8-0 loss)
Notre Dame surrendered four PP goals	February 1, 2013 at Ohio State (6-3 loss)
Notre Dame surrendered three PP goals	November 27, 2015 vs. Harvard (4-1 loss)
Notre Dame surrendered two short-handed goals	February 8, 2013 vs. Michigan (7-4 win)

INDIVIDUAL

Notre Dame player scored a hat trick	October 16, 2015 - Steven Fogarty (at Penn State)
Notre Dame defenseman scored a hat trick	January 18, 2015 - Robbie Russo (at UConn)
Notre Dame player scored four goals	October 19, 1995 - Brian Urlick (at Alaska-Fairbanks)
Notre Dame player scored five goals	December 29, 1971 - Ian Williams (at Dartmouth)
Notre Dame player had three assists	November 7, 2015 - Jake Evans (vs. Minnesota - 0-3-3)
Notre Dame player had four assists	December 29, 2010 - Stephen Johns (vs. Canisius - 0g, 4a)
Notre Dame player had five assists	October 21, 1994 - Jamie Ling (vs. Waterloo - 2g, 5a)
Notre Dame player had four points	October 28, 2016 - Anders Bjork (vs. UConn - 2-3-4)
Notre Dame player had five points	February 13, 2009 - Erik Condra (vs. Northern Michigan - 2g, 3a)
Notre Dame player had six points	October 21, 1994 - Jamie Ling (vs. Waterloo - 2g, 5a)
Notre Dame player had seven points	October 21, 1994 - Jamie Ling (vs. Waterloo - 2g, 5a)

Notre Dame goalie made 35+ saves	February 27, 2016 - Cal Petersen (vs. Boston University, 1-0 win, 39 saves)
Notre Dame goalie made 40+ saves	February 13, 2016 - Cal Petersen (vs. Maine, 5-1 win, 40 saves)
Notre Dame goalie made 50+ saves	March 6, 2015 - Cal Petersen (vs. UMass, 4-3 loss, 87 saves)

Opposing player scored a hat trick	November 11, 2011 - Cody Kuniyk (Alaska)
Opposing player scored four goals	March 12, 1994 - Colin Ward (Western Michigan)
Opposing player scored five goals	November 10, 1973 - Tom Ross (Michigan State)

Opposing player had four assists	December 2, 2011 - Ludwig Karlsson (Northeastern - 0g, 4a)
Opposing player had five assists	January 20, 1996 - Kevin Hilton (Michigan - 0g, 5a)

Opposing player had four points	March 12, 2016 - Kevin Roy (Northeastern - 2g, 2a)
Opposing player had five points	January 27, 2001 - Jeff Hamilton (Yale - 2g, 3a)
Opposing player had six points	January 11, 1994 - John Gruden (Ferris State - 4g, 3a)
Opposing player had seven points	January 11, 1994 - John Gruden (Ferris State - 4g, 3a)

Opposing goalie made 35+ saves	November 26, 2016 - Jake Kielly (Clarkson, 35 saves, 2-0 Clarkson win)
Opposing goalie made 40+ saves	October 27, 2016 - Adam Huska (UConn, 47 saves, 4-2 UConn win)
Opposing goalie made 50+ saves	March 6, 2015 - Steve Mastalerz (UMass, 75 saves, 4-3 win)

Notre Dame had a penalty shot	November 15, 2013 - Connor Hurley (missed at Merrimack)
.....	December 6, 2013 - Jeff Costello (scored vs. Massachusetts)
.....	March 16, 2013 - Bryan Rust (scored vs. Bowling Green)
.....	Jan. 26, 2013 - Anders Lee (stopped by Ferris State)
Opp. had a penalty shot	January 29, 2016 - Colin White - Boston College (saved by Cal Petersen, BC wins 4-0)
.....	January 22, 2016 - Ara Nazarian - New Hampshire (scored on Cal Petersen, ND wins 5-1)
.....	December 10, 2015 - Colin White - Boston College (saved by Cal Petersen, ND wins 4-3)

SERIES

Notre Dame swept a two-game series	February 12-13, 2016 (vs. Maine, 4-1, 5-1)
Notre Dame swept in a two-game series	January 23-24, 2015 (Northeastern (2-3, 2-4)
Notre Dame swept a Hockey East home series	February 12-13, 2016 (vs. Maine, 4-1, 5-1)
Notre Dame swept a Hockey East road series	February 5-6, 2016 (at Vermont, 2-1, 3-1)

NOTRE DAME'S 2016-17 RECORD WHEN

Overall	7-5-2
In Hockey East games	3-2-1
Non-conference games	4-3-1
Home	5-4-1
Road	2-1-1
Neutral	0-0-0
In overtime games	0-1-1

When Notre Dame scores first	5-1-0
When opponents score first	2-4-1
When Notre Dame leads after one period	2-0-0
When Notre Dame trails after one period	1-4-0
When score is tied after one period	4-1-2
When Notre Dame leads after two periods	4-0-0
When Notre Dame trails after two periods	0-4-1
When score is tied after two periods	3-1-1
When Notre Dame outshoots opponent	7-2-2
When opponent outshoots Notre Dame	0-3-0
When shots are even	0-0-0
In Game 1 of weekend series*	3-3-1
In Game 2 of weekend series*	4-2-1
In Game 1 of Hockey East weekend series	1-2-0
In Game 2 of Hockey East weekend series	2-0-1

* - Includes Shillelagh Tournament games

In one-goal games	0-2-0
In two-goal games	3-2-0

When scoring two or more goals	7-3-1
When scoring three or more goals	7-1-1
When scoring four or more goals	6-0-0
When scoring five or more goals	4-0-0

Against Ranked Opponents

at #4/4 Minnesota Duluth	1-1-0
vs. #5/6 UMass Lowell	1-1-0

Month-By-Month

Notre Dame in October	4-3-1
Notre Dame in November	3-2-1
Notre Dame in December
Notre Dame in January
Notre Dame in February
Notre Dame in March

Vs. Conferences

Atlantic Hockey	1-0-0
Big Ten	0-1-1
ECAC	0-1-0
Hockey East	3-2-1
NCHC	1-1-0
Independent	2-0-0

Comebacks (The Last Time Notre Dame ...)

Erased a two-goal, third period deficit to win or tie:

.....at Boston College on Dec. 10, 2015 (W, 4-3)

Date	Opponent	Score	Att.	Record:	Overall	Home	Away	Neutral		
Oct 07	ARIZONA STATE	W 9-2	3356	ALL GAMES	7-5-2	5-4-1	2-1-1	0-0-0		
Oct 08	ARIZONA STATE	W 4-2	3554	CONFERENCE	3-2-1	2-2-0	1-0-1	0-0-0		
Oct 14	at #4 Minnesota Duluth	L 3-4	5526	NON-CONFERENCE	4-3-1	3-2-1	1-1-0	0-0-0		
Oct 15	at #4 Minnesota Duluth	W 3-1	6014							
Oct 21	PENN STATE	Tot 3-3	3411							
Oct 22	PENN STATE	Lot 2-3	3518							
* Oct 27	UCONN	L 2-4	2936							
* Oct 28	UCONN	W 6-2	4065							
* Nov 12	at Northeastern	W 5-2	3511							
* Nov 13	at Northeastern	T 0-0	1444							
* Nov 17	#5 UMASS LOWELL	L 1-4	3151							
* Nov 18	#5 UMASS LOWELL	W 4-1	4653							
Nov 25	HOLY CROSS	W 5-3	4581							
Nov 26	CLARKSON	L 0-2	3865							
TEAM STATISTICS				ND	OPP					
SHOT STATISTICS										
Goals-Shot attempts		47-470	33-371							
Shot pct.		.100	.089							
Goals/Game		3.4	2.4							
Shots/Game		33.6	26.5							
POWER PLAYS										
Goals-Power Plays		15-85	8-63							
Conversion Percent		.176	.127							
Shot Attempts		110	78							
Shot Percent		.136	.103							
GOAL BREAKDOWN										
Power Play		15	8							
Short-handed		1	0							
Empty net		2	2							
Penalty		0	0							
Unassisted		1	1							
Overtime		0	1							
PENALTIES										
Number		78	105							
Minutes		210	272							
Penalties/Game		5.6	7.5							
Pen minutes/Game		15.0	19.4							
##	Player	gp	g	a	pts	sh	sh%	pen-min	pp	sh
10	Anders Bjork	14	9	14	23	50	.180	2-4	2	0
15	Andrew Oglevie	14	6	9	15	47	.128	0-0	3	0
16	Connor Hurley	14	4	10	14	25	.160	8-16	0	0
18	Jake Evans	14	3	9	12	31	.097	8-27	0	1
25	Dylan Malmquist	14	3	9	12	23	.130	5-10	1	0
3	Jordan Gross	14	4	7	11	49	.082	3-6	2	0
27	Bobby Nardella	14	3	6	9	39	.077	5-18	1	0
26	Cam Morrison	14	4	4	8	29	.138	3-6	2	0
6	Tory Dello	14	1	5	6	27	.037	14-47	0	0
21	Joe Wegwerth	13	4	1	5	25	.160	3-6	3	0
4	Dennis Gilbert	14	0	5	5	18	.000	5-10	0	0
22	Andrew Peeke	14	2	2	4	18	.111	2-4	0	0
9	Dawson Cook	13	1	2	3	17	.059	0-0	0	0
11	Cal Burke	14	0	3	3	19	.000	3-6	0	0
29	Bo Brauer	5	2	0	2	4	.500	2-12	1	0
10	Jack Jenkins	10	1	1	2	27	.037	0-0	0	0
2	Tony Bretzman	3	0	0	0	1	.000	0-0	0	0
12	Felix Holmberg	7	0	0	0	4	.000	0-0	0	0
19	Mike O'Leary	11	0	0	0	9	.000	3-14	0	0
8	Ben Ostlie	10	0	0	0	3	.000	3-6	0	0
24	Luke Ripley	12	0	0	0	5	.000	7-14	0	0
TM	TEAM	11	0	0	0	0	.000	2-4	0	0
	Total	14	47	87	134	470	.100	78-210	15	1
	Opponents	14	33	57	90	371	.089	105-272	8	0
##	Goalie	gp	min	ga	gaavg	saves	save%	w-l-t		
40	Cal Petersen	14	801:17	30	2.25	331	.917	7-5-2		
32	Cale Morris	1	19:43	1	3.04	7	.875	0-0-0		
TM	EMPTY NET	11	5:20	2	-	0	.000	0-0-0		
	Total	14	826:20	33	2.40	338	.911	7-5-2		
	Opponents	14	826:20	47	3.41	423	.900	5-7-2		
Attendance Summary						ND	Opponent			
Total						37090	16495			
Dates/Avg Per Date						10/3709	4/4124			
Neutral Site #/Avg						0/0				
Goals by Period										
		1st	2nd	3rd	OT	Total				
	Notre Dame	10	17	20	0	47				
	Opponents	13	11	8	1	33				
Saves by Period										
		1st	2nd	3rd	OT	Total				
	Notre Dame	112	118	103	5	338				
	Opponents	147	153	120	3	423				

##	Player	gp	Shots					+/-	Penalties				Goals										
			g	a	pts	sh	sh%		pen-min	min	maj	oth	pp	sh	fg	gw	gt	ot	ht	pn	ua		
10	Anders Bjork	14	9	14	23	50	.180	+10	2-4	2	0	0	0	2	0	2	3	0	0	0	0	0	0
15	Andrew Oglevie	14	6	9	15	47	.128	+1	0-0	0	0	0	0	3	0	1	0	0	0	0	0	0	1
16	Connor Hurley	14	4	10	14	25	.160	+5	8-16	8	0	0	0	0	0	2	1	0	0	0	0	0	0
18	Jake Evans	14	3	9	12	31	.097	+4	8-27	6	1	1	0	0	1	0	0	0	0	0	0	0	0
25	Dylan Malmquist	14	3	9	12	23	.130	+6	5-10	5	0	0	0	1	0	0	0	0	0	0	0	0	0
3	Jordan Gross	14	4	7	11	49	.082	+2	3-6	3	0	0	0	2	0	0	1	1	0	0	0	0	0
27	Bobby Nardella	14	3	6	9	39	.077	+7	5-18	4	0	1	1	1	0	0	0	0	0	0	0	0	0
26	Cam Morrison	14	4	4	8	29	.138	0	3-6	3	0	0	0	2	0	0	1	0	0	0	0	0	0
6	Tory Dello	14	1	5	6	27	.037	+1	14-47	11	1	2	0	0	0	0	0	0	0	0	0	0	0
21	Joe Wegwerth	13	4	1	5	25	.160	+1	3-6	3	0	0	0	3	0	1	0	0	0	0	0	0	0
4	Dennis Gilbert	14	0	5	5	18	.000	+5	5-10	5	0	0	0	0	0	0	0	0	0	0	0	0	0
22	Andrew Peeke	14	2	2	4	18	.111	+5	2-4	2	0	0	0	0	0	0	1	0	0	0	0	0	0
9	Dawson Cook	13	1	2	3	17	.059	+1	0-0	0	0	0	0	0	0	0	0	0	0	0	0	0	0
11	Cal Burke	14	0	3	3	19	.000	-4	3-6	3	0	0	0	0	0	0	0	0	0	0	0	0	0
29	Bo Brauer	5	2	0	2	4	.500	+1	2-12	1	0	1	1	1	0	0	0	0	0	0	0	0	0
28	Jack Jenkins	10	1	1	2	27	.037	-4	0-0	0	0	0	0	0	0	0	0	0	0	0	0	0	0
2	Tony Bretzman	3	0	0	0	1	.000	-2	0-0	0	0	0	0	0	0	0	0	0	0	0	0	0	0
12	Felix Holmberg	7	0	0	0	4	.000	0	0-0	0	0	0	0	0	0	0	0	0	0	0	0	0	0
19	Mike O'Leary	11	0	0	0	9	.000	0	3-14	2	0	1	0	0	0	0	0	0	0	0	0	0	0
8	Ben Ostlie	10	0	0	0	3	.000	-1	3-6	3	0	0	0	0	0	0	0	0	0	0	0	0	0
24	Luke Ripley	12	0	0	0	5	.000	-5	7-14	7	0	0	0	0	0	0	0	0	0	0	0	0	0
TM	TEAM	11	0	0	0	0	.000	0	2-4	2	0	0	0	0	0	0	0	0	0	0	0	0	0
	Total	14	47	87	134	470	.100	+33	78-210	70	2	6	15	1	6	7	1	0	0	0	0	1	1
	Opponents	14	33	57	90	371	.089	-	105-272	96	2	7	8	0	7	5	0	1	0	0	0	1	1

##	Goalie	gp-gs	Goal average			Saves		Record				Goals allowed					
			minutes	ga	avg	saves	pct	w	l	t	sho	pp	sh	en	pen	sog	
40	Cal Petersen	14-14	801:17	30	2.25	331	.917	7	5	2	1	8	0	0	0	0	0
32	Cale Morris	1-0	19:43	1	3.04	7	.875	0	0	0	0	0	0	0	0	0	0
TM	EMPTY NET	11-0	5:20	2	-	0	.000	0	0	0	0	0	0	2	0	0	0
	Total	14-0	826:20	33	2.40	338	.911	7	5	2	1	8	0	2	0	0	0
	Opponents	14-0	826:20	47	3.41	423	.900	5	7	2	2	15	1	2	0	0	0

##	Points	GP	G	A	Pts	Sh
10	Anders Bjork	14	9	14	23	50
15	Andrew Oglevie	14	6	9	15	47
16	Connor Hurley	14	4	10	14	25
18	Jake Evans	14	3	9	12	31
25	Dylan Malmquist	14	3	9	12	23
3	Jordan Gross	14	4	7	11	49
27	Bobby Nardella	14	3	6	9	39
26	Cam Morrison	14	4	4	8	29
6	Tory Dello	14	1	5	6	27
21	Joe Wegwerth	13	4	1	5	25

##	Goals	GP	G	A	Pts	Sh
10	Anders Bjork	14	9	14	23	50
15	Andrew Oglevie	14	6	9	15	47
16	Connor Hurley	14	4	10	14	25
3	Jordan Gross	14	4	7	11	49
26	Cam Morrison	14	4	4	8	29
21	Joe Wegwerth	13	4	1	5	25
18	Jake Evans	14	3	9	12	31
25	Dylan Malmquist	14	3	9	12	23
27	Bobby Nardella	14	3	6	9	39
22	Andrew Peeke	14	2	2	4	18

##	Power-Play Goals	GP	PPG
21	Joe Wegwerth	13	3
15	Andrew Oglevie	14	3
10	Anders Bjork	14	2
3	Jordan Gross	14	2
26	Cam Morrison	14	2

##	Short-Handed Goals	GP	SHG
18	Jake Evans	14	1

##	Game-Winning Goals	GP	GWG
10	Anders Bjork	14	3

##	Plus/Minus	GP	+/-
10	Anders Bjork	14	+10
27	Bobby Nardella	14	+7
25	Dylan Malmquist	14	+6
16	Connor Hurley	14	+5
4	Dennis Gilbert	14	+5
22	Andrew Peeke	14	+5
18	Jake Evans	14	+4
3	Jordan Gross	14	+2
15	Andrew Oglevie	14	+1
6	Tory Dello	14	+1

##	Assists	GP	G	A	Pts	Sh
10	Anders Bjork	14	9	14	23	50
16	Connor Hurley	14	4	10	14	25
15	Andrew Oglevie	14	6	9	15	47
18	Jake Evans	14	3	9	12	31
25	Dylan Malmquist	14	3	9	12	23
3	Jordan Gross	14	4	7	11	49
27	Bobby Nardella	14	3	6	9	39
6	Tory Dello	14	1	5	6	27
4	Dennis Gilbert	14	0	5	5	18
26	Cam Morrison	14	4	4	8	29

##	Shots	GP	G	A	Pts	Sh	Sh%
10	Anders Bjork	14	9	14	23	50	.180
3	Jordan Gross	14	4	7	11	49	.082
15	Andrew Oglevie	14	6	9	15	47	.128
27	Bobby Nardella	14	3	6	9	39	.077
18	Jake Evans	14	3	9	12	31	.097
26	Cam Morrison	14	4	4	8	29	.138
6	Tory Dello	14	1	5	6	27	.037
28	Jack Jenkins	10	1	1	2	27	.037
16	Connor Hurley	14	4	10	14	25	.160
21	Joe Wegwerth	13	4	1	5	25	.160

##	Shot Pct.	GP	G	A	Pts	Sh	Sh%
29	Bo Brauer	5	2	0	2	4	.500
10	Anders Bjork	14	9	14	23	50	.180
16	Connor Hurley	14	4	10	14	25	.160
21	Joe Wegwerth	13	4	1	5	25	.160
26	Cam Morrison	14	4	4	8	29	.138
25	Dylan Malmquist	14	3	9	12	23	.130
15	Andrew Oglevie	14	6	9	15	47	.128
22	Andrew Peeke	14	2	2	4	18	.111
18	Jake Evans	14	3	9	12	31	.097
3	Jordan Gross	14	4	7	11	49	.082

##	Penalties	GP	Pen	Min
6	Tory Dello	14	14	47
16	Connor Hurley	14	8	16
18	Jake Evans	14	8	27
24	Luke Ripley	12	7	14
4	Dennis Gilbert	14	5	10
27	Bobby Nardella	14	5	18
25	Dylan Malmquist	14	5	10
11	Cal Burke	14	3	6
19	Mike O'Leary	11	3	14
3	Jordan Gross	14	3	6

##	Penalty Minutes	GP	Pen	Min
6	Tory Dello	14	14	47
18	Jake Evans	14	8	27
27	Bobby Nardella	14	5	18
16	Connor Hurley	14	8	16
24	Luke Ripley	12	7	14
19	Mike O'Leary	11	3	14
29	Bo Brauer	5	2	12
25	Dylan Malmquist	14	5	10
4	Dennis Gilbert	14	5	10
21	Joe Wegwerth	13	3	6

Date	Opponent		Score	Shots	Overall	Conf	Time	Att.	Goalie of record
Oct 07	ARIZONA STATE	W	9-2	51/19	1-0-0	0-0-0	2:45	3356	Cal Petersen
Oct 08	ARIZONA STATE	W	4-2	37/25	2-0-0	0-0-0	2:18	3554	Cal Petersen
Oct 14	at #4 Minnesota Duluth	L	3-4	23/32	2-1-0	0-0-0	2:20	5526	Cal Petersen
Oct 15	at #4 Minnesota Duluth	W	3-1	38/28	3-1-0	0-0-0	2:13	6014	Cal Petersen
Oct 21	PENN STATE	Tot	3-3	33/32	3-1-1	0-0-0	2:27	3411	Cal Petersen
Oct 22	PENN STATE	Lot	2-3	28/33	3-2-1	0-0-0	2:20	3518	Cal Petersen
* Oct 27	UCONN	L	2-4	49/25	3-3-1	0-1-0	2:23	2936	Cal Petersen
* Oct 28	UCONN	W	6-2	39/32	4-3-1	1-1-0	2:00	4065	Cal Petersen
* Nov 12	at Northeastern	W	5-2	28/25	5-3-1	2-1-0	2:20	3511	Cal Petersen
* Nov 13	at Northeastern	T	0-0	22/16	5-3-2	2-1-1	1:28	1444	Cal Petersen
* Nov 17	#5 UMASS LOWELL	L	1-4	23/35	5-4-2	2-2-1	2:00	3151	Cal Petersen
* Nov 18	#5 UMASS LOWELL	W	4-1	34/22	6-4-2	3-2-1	2:10	4653	Cal Petersen
Nov 25	HOLY CROSS	W	5-3	30/20	7-4-2	3-2-1	1:58	4581	Cal Petersen
Nov 26	CLARKSON	L	0-2	35/27	7-5-2	3-2-1	2:07	3865	Cal Petersen

Team Record	W-L-T	Attendance	Dates	Total	Avg.
Overall:	7-5-2	Total:	14	53585	3828
Conference:	3-2-1	Home:	10	37090	3709
Home:	5-4-1	Away:	4	16495	4124
Away:	2-1-1	Neutral:	0	0	0
Neutral:	0-0-0				
Overtime:	0-1-1				

Date	Opponent	Score	Goals	Shots		Penalties		Power Plays	
				Assists	Shots	Pen-Min	Pen-Min	G-Ch	G-Ch
Oct 07	ARIZONA STATE	9-2	9 / 2	17 / 4	51 / 19	17-66	/ 31-116	6-19	/ 0-9
Oct 08	ARIZONA STATE	4-2	4 / 2	8 / 4	37 / 25	5-10	/ 12-32	1-9	/ 1-4
Oct 14	at Minnesota Duluth	3-4	3 / 4	5 / 7	23 / 32	6-12	/ 6-12	2-6	/ 1-6
Oct 15	at Minnesota Duluth	3-1	3 / 1	6 / 1	38 / 28	4-8	/ 3-6	1-3	/ 0-4
Oct 21	PENN STATE	3-3	3 / 3	4 / 6	33 / 32	9-18	/ 11-22	0-10	/ 1-8
Oct 22	PENN STATE	2-3	2 / 3	4 / 5	28 / 33	5-10	/ 6-12	2-6	/ 0-5
Oct 27	UCONN	2-4	2 / 4	4 / 7	49 / 25	1-2	/ 6-12	0-6	/ 1-1
Oct 28	UCONN	6-2	6 / 2	11 / 4	39 / 32	2-4	/ 1-2	1-1	/ 1-2
Nov 12	at Northeastern	5-2	5 / 2	10 / 4	28 / 25	4-8	/ 2-4	1-2	/ 2-4
Nov 13	at Northeastern	0-0	0 / 0	0 / 0	22 / 16	4-8	/ 6-12	0-4	/ 0-3
Nov 17	UMASS LOWELL	1-4	1 / 4	2 / 7	23 / 35	6-12	/ 5-10	0-4	/ 0-5
Nov 18	UMASS LOWELL	4-1	4 / 1	8 / 2	34 / 22	7-25	/ 4-8	0-4	/ 0-6
Nov 25	HOLY CROSS	5-3	5 / 3	8 / 4	30 / 20	2-4	/ 4-8	1-4	/ 1-2
Nov 26	CLARKSON	0-2	0 / 2	0 / 2	35 / 27	6-23	/ 8-16	0-7	/ 0-4
Totals		47-33	47 / 33	87 / 57	470 / 371	78-210	/ 105-272	15-85	/ 8-63

Note: Game totals are displayed in the format TEAM/OPPONENT for each category

Date	Opponent	Score	Att.	Record:	Overall	Home	Away	Neutral
* Oct 27	UCONN	L 2-4	2936	ALL GAMES	3-2-1	2-2-0	1-0-1	0-0-0
* Oct 28	UCONN	W 6-2	4065	CONFERENCE	3-2-1	2-2-0	1-0-1	0-0-0
* Nov 12	at Northeastern	W 5-2	3511	NON-CONFERENCE	0-0-0	0-0-0	0-0-0	0-0-0
* Nov 13	at Northeastern	T 0-0	1444					
* Nov 17	#5 UMASS LOWELL	L 1-4	3151					
* Nov 18	#5 UMASS LOWELL	W 4-1	4653					

TEAM STATISTICS	ND	OPP
SHOT STATISTICS		
Goals-Shot attempts	18-195	13-155
Shot pct.	.092	.084
Goals/Game	3.0	2.2
Shots/Game	32.5	25.8
POWER PLAYS		
Goals-Power Plays	2-21	4-21
Conversion Percent	.095	.190
Shot Attempts	30	34
Shot Percent	.067	.118
GOAL BREAKDOWN		
Power Play	2	4
Short-handed	0	0
Empty net	0	2
Penalty	0	0
Unassisted	0	0
Overtime	0	0
PENALTIES		
Number	24	24
Minutes	59	48
Penalties/Game	4.0	4.0
Pen minutes/Game	9.8	8.0

#	Player	gp	g	a	pts	sh	sh%	pen-min	pp	s
10	Anders Bjork	6	3	6	9	19	.158	1-2	0	0
18	Jake Evans	6	2	3	5	18	.111	3-6	0	0
16	Connor Hurley	6	2	3	5	8	.250	2-4	0	0
15	Andrew Oglevie	6	1	4	5	13	.077	0-0	0	0
22	Andrew Peeke	6	2	2	4	10	.200	1-2	0	0
27	Bobby Nardella	6	1	3	4	15	.067	2-4	0	0
4	Dennis Gilbert	6	0	4	4	8	.000	2-4	0	0
26	Cam Morrison	6	2	1	3	14	.143	0-0	0	0
25	Dylan Malmquist	6	0	3	3	9	.000	2-4	0	0
9	Dawson Cook	6	1	1	2	9	.111	0-0	0	0
6	Tory Dello	6	1	1	2	4	.250	5-21	0	0
3	Jordan Gross	6	1	1	2	16	.062	0-0	1	1
28	Jack Jenkins	6	1	1	2	18	.056	0-0	0	0
11	Cal Burke	6	0	2	2	10	.000	1-2	0	0
21	Joe Wegwerth	6	1	0	1	13	.077	1-2	1	1
29	Bo Brauer	1	0	0	0	0	.000	0-0	0	0
12	Felix Holmberg	3	0	0	0	3	.000	0-0	0	0
19	Mike O'Leary	4	0	0	0	4	.000	1-2	0	0
8	Ben Ostlie	4	0	0	0	0	.000	0-0	0	0
24	Luke Ripley	6	0	0	0	4	.000	3-6	0	0
Total		6	18	35	53	195	.092	24-59	2	2
Opponents		6	13	24	37	155	.084	24-48	4	4

#	Goalie	gp	min	ga	gaavg	saves	save%	w-l-t
40	Cal Petersen	6	339:03	11	1.95	142	.928	3-2-1
TM	EMPTY NET	3	0:57	2	-	0	.000	0-0-0
Total		6	340:00	13	2.29	142	.916	3-2-1
Opponents		6	340:00	18	3.18	177	.908	2-3-1

Attendance Summary	ND	Opponent
Total	14805	4955
Dates/Avg Per Date	4/3701	2/2478
Neutral Site #/Avg	0/0	

Goals by Period	1st	2nd	3rd	Total
Notre Dame	1	8	9	18
Opponents	4	4	5	13

Saves by Period	1st	2nd	3rd	Total
Notre Dame	55	43	44	142
Opponents	57	73	47	177

Opponent	Date	Score	2 BRETZMAN,T	3 GROSS,JORD	4 GILBERT,DEN	6 DELLO,TORY	8 OSTLIE,BEN	9 COOK,DAWS	10 BJORK,ANDE	11 BURKE,CAL	12 HOLMBERG,F	15 OGLEVIE,AN	16 HURLEY,CON
ASU	Oct 07	9-2 W	DNP	1-2-3	0-1-1	0-2-2	DNP	DNP	2-1-3	0-1-1	0-0-0	1-2-3	0-2-2
ASU	Oct 08	4-2 W	0-0-0	0-1-1	0-0-0	0-0-0	0-0-0	0-0-0	2-2-4	0-0-0	DNP	0-0-0	1-2-3
at UMD	Oct 14	3-4 L	DNP	0-0-0	0-0-0	0-0-0	0-0-0	0-0-0	1-0-1	0-0-0	0-0-0	1-1-2	0-1-1
at UMD	Oct 15	3-1 W	0-0-0	1-0-1	0-0-0	0-0-0	0-0-0	0-0-0	0-2-2	0-0-0	DNP	1-0-1	0-1-1
PSU	Oct 21	3-3 t	DNP	1-1-2	0-0-0	0-0-0	0-0-0	0-1-1	0-1-1	0-0-0	0-0-0	1-0-1	0-0-0
PSU	Oct 22	2-3 L	0-0-0	0-1-1	0-0-0	0-0-0	0-0-0	0-0-0	0-0-0	0-0-0	DNP	0-2-2	0-0-0
UCONN	Oct 27	2-4 L	DNP	0-0-0	0-0-0	1-0-1	0-0-0	0-0-0	0-1-1	0-0-0	DNP	0-1-1	0-1-1
UCONN	Oct 28	6-2 W	DNP	0-0-0	0-2-2	0-1-1	DNP	0-1-1	2-2-4	0-0-0	0-0-0	0-1-1	1-1-2
at NU	Nov 12	5-2 W	DNP	1-0-1	0-2-2	0-0-0	DNP	0-0-0	0-2-2	0-0-0	0-0-0	1-2-3	0-0-0
at NU	Nov 13	0-0 t	DNP	0-0-0	0-0-0	0-0-0	0-0-0	0-0-0	0-0-0	0-0-0	0-0-0	0-0-0	0-0-0
UML	Nov 17	1-4 L	DNP	0-1-1	0-0-0	0-0-0	0-0-0	0-0-0	0-0-0	0-0-0	DNP	0-0-0	1-0-1
UML	Nov 18	4-1 W	DNP	0-0-0	0-0-0	0-0-0	0-0-0	1-0-1	1-1-2	0-2-2	DNP	0-0-0	0-1-1
HC	Nov 25	5-3 W	DNP	0-1-1	0-0-0	0-2-2	0-0-0	0-0-0	1-2-3	0-0-0	0-0-0	1-0-1	1-1-2
CLARKSON	Nov 26	0-2 L	DNP	0-0-0	0-0-0	0-0-0	DNP	0-0-0	0-0-0	0-0-0	DNP	0-0-0	0-0-0

Opponent	Date	Score	18 EVANS,JAKE	19 O'LEARY,MIK	21 WEGWERTH,	22 PEEKE,ANDR	24 RIPLEY,LUKE	25 MALMQUIST,	26 MORRISON,C	27 NARDELLA,B	28 JENKINS,JAC	29 BRAUER,BO	32 MORRIS,CAL
ASU	Oct 07	9-2 W	0-1-1	0-0-0	0-1-1	0-0-0	0-0-0	1-1-2	0-2-2	2-1-3	0-0-0	2-0-2	0-0-0
ASU	Oct 08	4-2 W	0-0-0	0-0-0	DNP	0-0-0	0-0-0	1-2-3	0-0-0	0-1-1	0-0-0	DNP	DNP
at UMD	Oct 14	3-4 L	0-2-2	0-0-0	0-0-0	0-0-0	0-0-0	0-0-0	1-1-2	0-0-0	DNP	DNP	DNP
at UMD	Oct 15	3-1 W	0-0-0	0-0-0	0-0-0	0-0-0	DNP	1-2-3	0-0-0	0-1-1	DNP	0-0-0	DNP
PSU	Oct 21	3-3 t	1-1-2	0-0-0	0-0-0	0-0-0	0-0-0	0-0-0	0-0-0	0-0-0	DNP	DNP	DNP
PSU	Oct 22	2-3 L	0-1-1	0-0-0	2-0-2	0-0-0	DNP	0-0-0	0-0-0	0-0-0	DNP	0-0-0	DNP
UCONN	Oct 27	2-4 L	1-0-1	0-0-0	0-0-0	0-0-0	0-0-0	0-1-1	0-0-0	0-0-0	0-0-0	DNP	DNP
UCONN	Oct 28	6-2 W	0-1-1	0-0-0	1-0-1	0-1-1	0-0-0	0-1-1	1-0-1	0-0-0	1-0-1	DNP	DNP
at NU	Nov 12	5-2 W	1-2-3	0-0-0	0-0-0	1-0-1	0-0-0	0-0-0	1-1-2	0-1-1	0-0-0	DNP	DNP
at NU	Nov 13	0-0 t	0-0-0	DNP	0-0-0	0-0-0	0-0-0	0-0-0	0-0-0	0-0-0	0-0-0	DNP	DNP
UML	Nov 17	1-4 L	0-0-0	0-0-0	0-0-0	0-0-0	0-0-0	0-1-1	0-0-0	0-0-0	0-0-0	DNP	DNP
UML	Nov 18	4-1 W	0-0-0	DNP	0-0-0	1-1-2	0-0-0	0-0-0	0-0-0	1-2-3	0-1-1	0-0-0	DNP
HC	Nov 25	5-3 W	0-1-1	DNP	1-0-1	0-0-0	0-0-0	0-1-1	1-0-1	0-0-0	0-0-0	DNP	DNP
CLARKSON	Nov 26	0-2 L	0-0-0	0-0-0	0-0-0	0-0-0	0-0-0	0-0-0	0-0-0	0-0-0	0-0-0	0-0-0	DNP

Cal Petersen Game-by-Game																
Date	Opponent	Score	Minutes	GA	GAAvg	Saves	Save%	W	L	T	PP	SH	EN	PN	SO	
Oct 07, 2016	ARIZONA STATE	9-2	39:41	1	1.51	10	.909	1	0	0	0	0	0	0	0	
Oct 08, 2016	ARIZONA STATE	4-2	59:34	2	1.81	23	.917	2	0	0	1	0	0	0	0	
Oct 14, 2016	at Minnesota Duluth	3-4	58:26	4	2.66	28	.897	2	1	0	1	0	0	0	0	
Oct 15, 2016	at Minnesota Duluth	3-1	59:25	1	2.21	27	.917	3	1	0	0	0	0	0	0	
Oct 21, 2016	PENN STATE	3-3	64:39	3	2.34	29	.914	3	1	1	1	0	0	0	0	
Oct 22, 2016	PENN STATE	2-3	61:17	3	2.45	30	.913	3	2	1	0	0	0	0	0	
Oct 27, 2016	UCONN	2-4	59:21	3	2.53	21	.908	3	3	1	1	0	0	0	0	
Oct 28, 2016	UCONN	6-2	60:00	2	2.47	30	.912	4	3	1	1	0	0	0	0	
Nov 12, 2016	at Northeastern	5-2	60:00	2	2.41	23	.913	5	3	1	2	0	0	0	0	
Nov 13, 2016	at Northeastern	0-0	39:52	0	2.24	16	.919	5	3	2	0	0	0	0	0	
Nov 17, 2016	UMASS LOWELL	1-4	59:50	3	2.31	31	.918	5	4	2	0	0	0	0	0	
Nov 18, 2016	UMASS LOWELL	4-1	60:00	1	2.20	21	.920	6	4	2	0	0	0	0	0	
Nov 25, 2016	HOLY CROSS	5-3	59:49	3	2.26	17	.916	7	4	2	1	0	0	0	0	
Nov 26, 2016	CLARKSON	0-2	59:23	2	2.25	25	.917	7	5	2	0	0	0	0	0	
Totals			801:17	30	2.25	331	.917	7	5	2	8	0	0	0	0	

Cale Morris Game-by-Game																
Date	Opponent	Score	Minutes	GA	GAAvg	Saves	Save%	W	L	T	PP	SH	EN	PN	SO	
Oct 07, 2016	ARIZONA STATE	9-2	19:43	1	3.04	7	.875	0	0	0	0	0	0	0	0	
Totals			19:43	1	3.04	7	.875	0	0	0	0	0	0	0	0	

Hockey Game Box Score (Final) Arizona State vs #8 Notre Dame (Oct 07, 2016 at Notre Dame, Ind.)

Arizona State (0-1-0) vs. Notre Dame (1-0-0, 0-0-0 HEA)
Date: Oct 07, 2016 • Location: Notre Dame, Ind. • Arena: Compton Ice Arena
Attendance: 3356 • Start time: 7:35 PM • End time: 10:10 PM • Total time: 2:45

TEAM SUMMARY
Arizona State 1 2 3 Tot +/-
Notre Dame 1 2 3 Tot +/-

GOALTENDERS
Arizona State Dec Min GA 1 2 3 Saves
Notre Dame Dec Min GA 1 2 3 Saves

PENALTY SUMMARY
Prd Player Team Min/Offense Time
Prd Player Team Min/Offense Time

Hockey Game Box Score (Final) Arizona State vs #8 Notre Dame (Oct 08, 2016 at Notre Dame, Ind.)

Arizona State (0-2-0) vs. Notre Dame (2-0-0, 0-0-0 HEA)
Date: Oct 08, 2016 • Location: Notre Dame, Ind. • Arena: Compton Ice Arena
Attendance: 3554 • Start time: 7:05 PM • End time: 9:23 PM • Total time: 2:18

TEAM SUMMARY
Arizona State 1 2 3 Tot +/-
Notre Dame 1 2 3 Tot +/-

GOALTENDERS
Arizona State Dec Min GA 1 2 3 Saves
Notre Dame Dec Min GA 1 2 3 Saves

PENALTY SUMMARY
Prd Player Team Min/Offense Time
Prd Player Team Min/Offense Time

Hockey Game Box Score (Final) #5 Notre Dame vs #4 Minnesota Duluth (Oct 14, 2016 at Duluth, Minn.)

Notre Dame (2-1-0)(0-0-0 HEA) vs. Minnesota Duluth (3-0-2)(0-0-0 NCHC)
Date: Oct 14, 2016 • Location: Duluth, Minn. • Arena: AMSOL Arena
Attendance: 5526 • Start time: 7:27 pm • End time: 9:27 • Total time: 2:20

Prd Time Team Scored by Assists Vis. on ice Home on ice Goals by Period
Team 1 2 3 Tot

TEAM SUMMARY
Notre Dame 1 2 3 Tot +/-
Minnesota Duluth 1 2 3 Tot +/-

GOALTENDERS
Notre Dame Dec Min GA 1 2 3 Saves
Minnesota Duluth Dec Min GA 1 2 3 Saves

PENALTY SUMMARY
Prd Player Team Min/Offense Time
Prd Player Team Min/Offense Time

Win-Nick Deery (1-0-2), Loss-Cal Petersen (2-1-0).

Hockey Game Box Score (Final) #5 Notre Dame vs #4 Minnesota Duluth (Oct 15, 2016 at Duluth, Minn.)

Notre Dame (3-1-0)(0-0-0 HEA) vs. Minnesota Duluth (3-1-2)(0-0-0 NCHC)
Date: Oct 15, 2016 • Location: Duluth, Minn. • Arena: AMSOL Arena
Attendance: 6014 • Start time: 7:07 pm • End time: 9:20 • Total time: 2:13

Prd Time Team Scored by Assists Vis. on ice Home on ice Goals by Period
Team 1 2 3 Tot

TEAM SUMMARY
Notre Dame 1 2 3 Tot +/-
Minnesota Duluth 1 2 3 Tot +/-

GOALTENDERS
Notre Dame Dec Min GA 1 2 3 Saves
Minnesota Duluth Dec Min GA 1 2 3 Saves

PENALTY SUMMARY
Prd Player Team Min/Offense Time
Prd Player Team Min/Offense Time

Win-Cal Petersen (3-1-0), Loss-Hunter Shepard (0-1-0).

Hockey Game Box Score (Final) Penn State vs #3 Notre Dame (Oct 21, 2016 at Notre Dame, Ind.)

Penn State (2-1-4, 0-0-0 BIG) vs. Notre Dame (3-1-1, 0-0-0 HEA) Date: Oct 21, 2016 • Location: Notre Dame, Ind. • Arena: Compton Family Arena Attendance: 3411 • Start time: 7:35 PM • End time: 10:02 PM • Total time: 2:27

Box score table for Penn State vs #3 Notre Dame (Oct 21, 2016). Includes columns for Prd, Time, Team, Score, Assists, Vis. on ice, Home on ice, Goals by Period, Shots by Period, Power Play Goals-Att (SH), and Penalties-Minutes by Prd.

GOALTENDERS table showing Dec, Min, GA, 1, 2, 3, OT, Saves for Cal Petersen and Empty Net.

PENALTY SUMMARY table listing Prd, Player, Team, MinOffense, Time for various players.

Penn State-Jones, Peyton (2-0-1). Notre Dame-Cal Petersen (3-1-1). Timeout by Penn State at 1:39 in OT period.

Referee's signature

Hockey Game Box Score (Final) Penn State vs #3 Notre Dame (Oct 22, 2016 at Notre Dame, Ind.)

Penn State (3-1-1, 0-0-0 BIG) vs. Notre Dame (3-2-1, 0-0-0 HEA) Date: Oct 22, 2016 • Location: Notre Dame, Ind. • Arena: Compton Ice Arena Attendance: 3518 • Start time: 7:10 PM • End time: 9:30 PM • Total time: 2:20

Box score table for Penn State vs #3 Notre Dame (Oct 22, 2016). Includes columns for Prd, Time, Team, Score, Assists, Vis. on ice, Home on ice, Goals by Period, Shots by Period, Power Play Goals-Att (SH), and Penalties-Minutes by Prd.

GOALTENDERS table showing Dec, Min, GA, 1, 2, 3, OT, Saves for Cal Petersen and Empty Net.

PENALTY SUMMARY table listing Prd, Player, Team, MinOffense, Time for various players.

Win-Jones, Peyton (3-0-1). Loss-Cal Petersen (3-2-1). PSU Timeout at 12:49 of 2nd Period.

Referee's signature

Hockey Game Box Score (Final) UCONN vs #6 Notre Dame (Oct 27, 2016 at Notre Dame, Ind.)

UCONN (3-1-2, 1-0-0 HEA) vs. Notre Dame (3-3-1, 0-1-0 HEA) Date: Oct 27, 2016 • Location: Notre Dame, Ind. • Arena: Compton Family Arena Attendance: 2936 • Start time: 7:35 PM • End time: 9:58 PM • Total time: 2:23

Box score table for UCONN vs #6 Notre Dame (Oct 27, 2016). Includes columns for Prd, Time, Team, Score, Assists, Vis. on ice, Home on ice, Goals by Period, Shots by Period, Power Play Goals-Att (SH), and Penalties-Minutes by Prd.

GOALTENDERS table showing Dec, Min, GA, 1, 2, 3, OT, Saves for Cal Petersen and Empty Net.

PENALTY SUMMARY table listing Prd, Player, Team, MinOffense, Time for various players.

Win-Huska, Adam (1-1-1). Loss-Cal Petersen (3-3-1).

Referee's signature

Hockey Game Box Score (Final) UCONN vs #6 Notre Dame (Oct 28, 2016 at Notre Dame, Ind.)

UCONN (3-2-3, 1-1-0) vs. Notre Dame (4-3-1, 1-1-0) Date: Oct 28, 2016 • Location: Notre Dame, Ind. • Arena: Compton Ice Arena Attendance: 4065 • Start time: 7:35 PM • End time: 9:35 • Total time: 2:00

Box score table for UCONN vs #6 Notre Dame (Oct 28, 2016). Includes columns for Prd, Time, Team, Score, Assists, Vis. on ice, Home on ice, Goals by Period, Shots by Period, Power Play Goals-Att (SH), and Penalties-Minutes by Prd.

GOALTENDERS table showing Dec, Min, GA, 1, 2, 3, OT, Saves for Cal Petersen and Empty Net.

PENALTY SUMMARY table listing Prd, Player, Team, MinOffense, Time for various players.

Win-Cal Petersen (4-3-1). Loss-Nichols, Rob (2-1-2).

Referee's signature

Hockey Game Box Score (Final)
#9 Notre Dame vs Northeastern (Nov 12, 2016 at Boston, Mass.)

Notre Dame (5-3-1, 2-1-1 HEA) vs. Northeastern (3-4-3, 0-3-1 HEA)
Date: Nov 12, 2016 • Location: Boston, Mass. • Arena: Matthews Arena
Attendance: 3511 • Start time: 7:00pm • End time: 9:20pm • Total time: 2:20

Prd	Time	Team	Scored by	Assists	Vis. on ice	Home on ice	Goals by Period
1st	08:57	NU	PP Sikura, Dylan/4	Gaudente, Adam/7 Davies, Jeremy/3	28,11,4,3	9,8,4,12,14	Team 1 2 3 Tot NU 0 0 2 2
2nd	02:23	ND	PP Jordan Gross/4	Anders Bjork/10 Andrew Oglevie/8	3,10,15,18,26	16,5,12,14	ND 0 2 3 5 NU 1 1 0 2
3rd	15:57	NU	PP Aston-Reese, Zach/6	Williams, Eric/3	22,24,4,28	12,20,4,8,9	Shots by Period Team 1 2 3 Tot ND 9 7 12 28 NU 12 9 4 25
2nd	18:06	ND	EV Andrew Oglevie/5	Dennis Gilbert/4 Jake Evans/7	15,18,4,26,3	26,4,8,9,20	Power Play Goals-Att (Sh) Prd ND NU 1st 0-0 (0) 1-1 (5) 2nd 1-1 (2) 1-3 (5) 3rd 0-1 (0) 0-0 (0) Total 1-2 (2) 2-4 (8)
3rd	08:54	ND	EV Cam Morrison/3	Jake Evans/4 Andrew Oglevie/9 Cam Morrison/4	26,4,18,15,3	9,8,20,13,4	Penalties-Minutes by Prd Prd ND NU 1st 1-2 0-0 2nd 3-6 1-2 3rd 0-0 1-2 Total 4-8 2-4
3rd	13:48	ND	EV Jake Evans/3	Jake Evans Andrew Oglevie/9 Cam Morrison/4	18,4,3,15,26	9,5,26,14,8	Three stars: 1. Andrew Oglevie 2. Anders Bjork 3. Jake Evans
3rd	14:55	ND	EV Andrew Peeke/1	Anders Bjork/11 Bobby Nardella/4	22,10,25,3,18	19,16,5,14,12	Officials: Referee: Jeff Burryon Referee: Kevin Keenan Linesman: Marc Sullivan Linesman: Pat Turcotte Game timekeeper: Tom Young Scorer: Matt Houde

Hockey Game Box Score (Final)
#9 Notre Dame vs Northeastern (Nov 13, 2016 at Boston, Mass.)

Notre Dame (5-3-2, 2-1-1) vs. Northeastern (3-4-4, 0-3-2)
Date: Nov 13, 2016 • Location: Boston, Mass. • Arena: Matthews Arena
Attendance: 1444 • Start time: 3:00 pm • End time: 4:28 pm • Total time: 1:28

Prd	Time	Team	Scored by	Assists	Vis. on ice	Home on ice	Goals by Period
1st	08:57	NU	PP Sikura, Dylan/4	Gaudente, Adam/7 Davies, Jeremy/3	28,11,4,3	9,8,4,12,14	Team 1 2 3 Tot NU 0 0 2 2
2nd	02:23	ND	PP Jordan Gross/4	Anders Bjork/10 Andrew Oglevie/8	3,10,15,18,26	16,5,12,14	ND 0 2 3 5 NU 1 1 0 2
3rd	15:57	NU	PP Aston-Reese, Zach/6	Williams, Eric/3	22,24,4,28	12,20,4,8,9	Shots by Period Team 1 2 3 Tot ND 9 7 12 28 NU 12 9 4 25
2nd	18:06	ND	EV Andrew Oglevie/5	Dennis Gilbert/4 Jake Evans/7	15,18,4,26,3	26,4,8,9,20	Power Play Goals-Att (Sh) Prd ND NU 1st 0-0 (0) 1-1 (5) 2nd 1-1 (2) 1-3 (5) 3rd 0-1 (0) 0-0 (0) Total 1-2 (2) 2-4 (8)
3rd	08:54	ND	EV Cam Morrison/3	Jake Evans/4 Andrew Oglevie/9 Cam Morrison/4	26,4,18,15,3	9,8,20,13,4	Penalties-Minutes by Prd Prd ND NU 1st 1-2 0-0 2nd 3-6 1-2 3rd 0-0 1-2 Total 4-8 2-4
3rd	13:48	ND	EV Jake Evans/3	Jake Evans Andrew Oglevie/9 Cam Morrison/4	18,4,3,15,26	9,5,26,14,8	Three stars: 1. Theut, Jake 2. Cal Petersen 3. Gaudente, Adam
3rd	14:55	ND	EV Andrew Peeke/1	Anders Bjork/11 Bobby Nardella/4	22,10,25,3,18	19,16,5,14,12	Officials: Referee: Thomas Fryer Referee: Geoffrey Miller Linesman: Kevin Briganti Linesman: Nicholas Briganti Game timekeeper: Tom Young Scorer: Matt Houde

TEAM SUMMARY

#	Notre Dame	1	2	3	Tot +/-	#	Northeastern	1	2	3	Tot +/-	
3	Jordan Gross	0	1	1	2	+4	2	Owens, Trevor	0	0	0	0
4	Dennis Gilbert	0	1	0	1	+3	4	Davies, Jeremy	2	0	0	-2
5	Tory Dello	0	1	0	1	0	5	Shea, Ryan	1	1	0	-2
9	Dawson Cook	1	1	0	2	0	7	Picking, John	0	1	0	0
10	Anders Bjork	1	1	2	4	+1	8	Gaudente, Adam	3	2	0	-3
11	Cal Burke	0	0	0	0	0	9	Sikura, Dylan	1	0	1	-3
12	Felix Holmberg	0	0	0	0	0	12	Aston-Reese, Zach	0	1	2	-1
15	Andrew Oglevie	0	1	1	2	+3	13	Lerario, Biagio	0	1	0	-1
16	Connor Hurley	0	0	1	1	0	14	Cockenill, Garret	1	2	0	-2
18	Jake Evans	0	0	1	1	+4	16	Collier, Brendan	0	1	2	-1
19	Mike O'Leary	1	0	0	1	0	17	Filipe, Matt	0	0	0	0
21	Joe Wegwerth	0	0	0	0	0	19	Griffin, Lincoln	1	0	0	-1
22	Andrew Peeke	0	0	2	2	+1	20	Williams, Eric	0	0	0	0
24	Luke Ripley	1	0	0	1	0	22	Pond, Tanner	0	0	1	0
25	Dylan Malmquist	0	0	0	0	0	24	Jamieson, Mike	0	0	0	0
26	Cam Morrison	2	1	1	4	+3	25	Schule, Patrick	1	0	0	0
27	Bobby Nardella	1	0	1	2	0	26	Cecere, Garrett	0	0	0	0
28	Jack Jennings	2	2	0	4	0	29	Cecere, Garrett	1	0	1	0
TM TEAM	0	0	0	0	0	0	Totals	12	9	4	25	
33	Chad Katanar	dnp	dnp	dnp	dnp	dnp	Totals	9	7	12	28	

TEAM SUMMARY

#	Notre Dame	1	2	3	Tot +/-	#	Northeastern	1	2	3	Tot +/-	
3	Jordan Gross	0	1	1	2	+4	2	Owens, Trevor	0	0	0	0
4	Dennis Gilbert	0	1	0	1	+3	4	Davies, Jeremy	2	0	0	-2
5	Tory Dello	0	1	0	1	0	5	Shea, Ryan	1	1	0	-2
9	Dawson Cook	1	1	0	2	0	7	Picking, John	0	1	0	0
10	Anders Bjork	1	1	2	4	+1	8	Gaudente, Adam	3	2	0	-3
11	Cal Burke	0	0	0	0	0	9	Sikura, Dylan	1	0	1	-3
12	Felix Holmberg	0	0	0	0	0	12	Aston-Reese, Zach	0	1	2	-1
15	Andrew Oglevie	0	1	1	2	+3	13	Lerario, Biagio	0	1	0	-1
16	Connor Hurley	0	0	1	1	0	14	Cockenill, Garret	1	2	0	-2
18	Jake Evans	0	0	1	1	+4	16	Collier, Brendan	0	1	2	-1
19	Mike O'Leary	1	0	0	1	0	17	Filipe, Matt	0	0	0	0
21	Joe Wegwerth	0	0	0	0	0	19	Griffin, Lincoln	1	0	1	0
22	Andrew Peeke	0	0	2	2	+1	20	Williams, Eric	0	0	0	0
24	Luke Ripley	1	0	0	1	0	22	Pond, Tanner	0	0	0	0
25	Dylan Malmquist	0	0	0	0	0	24	Jamieson, Mike	0	0	0	0
26	Cam Morrison	2	1	1	4	+3	25	Schule, Patrick	1	0	0	0
27	Bobby Nardella	1	0	1	2	0	26	Cecere, Garrett	0	0	0	0
28	Jack Jennings	2	2	0	4	0	29	Cecere, Garrett	1	0	1	0
TM TEAM	0	0	0	0	0	0	Totals	12	9	4	25	
33	Chad Katanar	dnp	dnp	dnp	dnp	dnp	Totals	9	7	12	28	

Hockey Game Box Score (Final)
#5 UMass Lowell vs #9 Notre Dame (Nov 17, 2016 at Notre Dame, Ind.)

UMass Lowell (8-3-2, 4-1-0 HEA) vs. Notre Dame (5-4-2, 2-2-1 HEA)
Date: Nov 17, 2016 • Location: Notre Dame, Ind. • Arena: Compton Family Arena
Attendance: 3151 • Start time: 7:35 PM • End time: 9:35 PM • Total time: 2:00

Prd	Time	Team	Scored by	Assists	Vis. on ice	Home on ice	Goals by Period
1st	00:35	UML	EV Smith, C.J./8	Edward, John/7	19,29,25,7	25,16,15,24,6	Team 1 2 3 Tot UML 1 2 1 4 ND 0 0 1 1
2nd	01:46	UML	EV Lohin, Ryan/3	Gambardella, Joe/11	18,9,21,25,4	28,24,16,11,6	Shots by Period Team 1 2 3 Tot UML 11 11 13 35 ND 7 8 8 23
3rd	06:18	ND	EV Connor Hurley/2	Kamrass, Jake/3	5,25,3,29,19	16,25,3,15,4	Power Play Goals-Att (Sh) Prd UML ND 1st 0-0 (2) 0-1 (3) 2nd 0-3 (5) 0-1 (5) 3rd 0-2 (5) 0-2 (5) Total 0-5 (12) 0-4 (6)
4th	13:44	UML	EV Campbell, Evan/1	Dylan Malmquist/6	8,17,25,3,12	25,15,3,16,4	Penalties-Minutes by Prd Prd UML ND 1st 1-2 1-2 2nd 1-2 2-4 3rd 3-6 3-6 Total 5-10 6-12
5th	17:56	UML	EN Smith, C.J./9	Wilson, Connor/3	19,5,3,25,29	16,18,24,6,21	Three stars: 1. Smith, C.J. 2. Gambardella, Joe 3. Wall, Tyler

Hockey Game Box Score (Final)
#5 UMass Lowell vs #9 Notre Dame (Nov 18, 2016 at Notre Dame, Ind.)

UMass Lowell (8-4-2, 4-2-0 HEA) vs. Notre Dame (6-4-2, 3-2-1 HEA)
Date: Nov 18, 2016 • Location: Notre Dame, Ind. • Arena: Compton Family Arena
Attendance: 4653 • Start time: 7:35 PM • End time: 9:45 PM • Total time: 2:10

Prd	Time	Team	Scored by	Assists	Vis. on ice	Home on ice	Goals by Period
1st	03:33	ND	EV Anders Bjork/8	Bobby Nardella/5 Connor Hurley/9	5,4,16,2,19	10,27,16,22,25	Team 1 2 3 Tot UML 0 1 0 1 ND 0 3 1 4
2nd	10:24	UML	EV Hausinger, Kenny/2	Kamrass, Jake/4	21,10,9,25,3	11,28,26,22,27	Shots by Period Team 1 2 3 Tot UML 6 7 9 22 ND 6 21 7 34
3rd	13:16	ND	EV Andrew Peeke/2	Bobby Nardella/5 Anders Bjork/12	21,10,26,9,7	22,27,10,9,8	Power Play Goals-Att (Sh) Prd UML ND 1st 0-2 (1) 0-1 (0) 2nd 0-2 (3) 0-1 (4) 3rd 0-2 (2) 0-2 (0) Total 0-6 (4) 0-4 (0)
4th	16:52	ND	EV Bobby Nardella/3	Jack Jenkins/1	2,10,26,21,18	27,28,11,22,26	Penalties-Minutes by Prd Prd UML ND 1st 1-2 3-6 2nd 1-2 3-6 3rd 2-4 3-17 Total 4-8 7-25
5th	08:22	ND	EV Dawson Cook/1	Andrew Peeke/2	12,16,25,3,9	9,22,11,28,27	Three stars: 1. Bobby Nardella 2. Anders Bjork 3. Andrew Peeke

TEAM SUMMARY

#	UMass Lowell	1	2	3	Tot +/-	#	Notre Dame	1	2	3	Tot +/-	
1	Panico, Tommy	0	0	0	0	0	3	Jordan Gross	0	1	3	0
3	Kapla, Michael	0	0	1	+1	4	4	Dennis Gilbert	0	2	0	0
4	Forney, Chris	1	0	0	+1	6	6	Tory Dello	0	0	0	-3
5	Gambardella, Joe	1	1	0	+1	8	8	Ben Ostlie	0	0	0	0
7	Mueller, Tyler	0	0	0	0	10	10	Dawson Cook	1	0	1	0
8	Campbell, Evan	0	2	0	+1	10	10	Anders Bjork	1	0	1	0
9	Master, Nick	0	0	2	+1	11	11	Cal Burke	0	0	0	-1
12	Hough, Gage	0	1	0	+1	15	15	Andrew Oglevie	0	0	1	-1
15	O'Neill, Colin	0	1	0	+1	18	18	Jake Evans	0	0	0	-1
17	Wilson, Connor	0	0	0	0	19	19	Connor Hurley	1	1	3	-3
18	Lohin, Ryan	0	2	4	+1	21	21	Mike O'Leary	1	0	1	0
19	Smith, C.J.	3	2	7	+1	22	22	Joe Wegwerth	1	1	2	0
20	Winkler, James	0	0	0	0	24	24	Andrew Peeke	0	0	0	-3
21	Kamrass, Jake	1	1	2	+3	25	25	Dylan Malmquist	0	2	0	-1
25	Zink, Dylan	1	1	0	+2	26	26	Cam Morrison	0	0	0	0
26	Goransson, Mattias	1	0	1	0	27	27	Bobby Nardella	1	0	3	0
29	Edwards, John	0	1	2	+1	28	28	Jack Jenkins	0	0	1	-1
TM TEAM	0	0	0	0	0	TM TEAM	0	0	0	0	0	
30	Cleary, Sean	dnp	dnp	dnp	dnp	32	32	Cale Morris	dnp	dnp	dnp	
31	Hernberg, Chris	dnp	dnp	dnp	dnp	33	33	Chad Katanar	dnp	dnp	dnp	
Totals		11	11	13	35	+15	Totals		7	8	23	

TEAM SUMMARY

#	UMass Lowell	1	2	3	Tot +/-	#	Notre Dame	1	2	3	Tot +/-	
33	Wall, Tyler	W	59:21	1	7	8	22	40	Cal Petersen	L	59:50	3
EMPTY NET	0:39	0	0	0	0	0	0	EMPTY NET	0:10	1	0	

Hockey Game Box Score (Final)
Holy Cross vs #11 Notre Dame (Nov 25, 2016 at Notre Dame, Ind.)

Holy Cross (5-4-2, 2-2-2 AH) vs. Notre Dame (7-4-2, 3-2-1 HEA)
Date: Nov 25, 2016 • Location: Notre Dame, Ind. • Arena: Compton Family Arena
Attendance: 4581 • Start time: 7:35 PM • End time: 9:33 PM • Total time: 1:58

Table with columns: Prd, Time, Team, Scored by, Assists, Vis. on ice, Home on ice, Goals by Period, Shots by Period, Power Play Goals-Att (Sh), Penalties-Minutes by Prd.

TEAM SUMMARY

Table comparing Holy Cross and Notre Dame statistics across various metrics like goals, assists, shots, and penalties.

GOALTENDERS

Table showing goaltender performance for Holy Cross and Notre Dame.

PENALTY SUMMARY

Table listing penalty details for Holy Cross and Notre Dame players.

Win-Cal Petersen (7-4-2). Loss-Berrafato, Paul (5-4-2).
Shillelagh Tournament

Referee's signature

Hockey Game Box Score (Final)
Clarkson vs #11 Notre Dame (Nov 26, 2016 at Notre Dame, Ind.)

Clarkson (8-5-3, 4-1-1 ECAC) vs. Notre Dame (7-5-2, 3-2-1 HEA)
Date: Nov 26, 2016 • Location: Notre Dame, Ind. • Arena: Compton Family Arena
Attendance: 3865 • Start time: 7:35 PM • End time: 9:42 PM • Total time: 2:07

Table with columns: Prd, Time, Team, Scored by, Assists, Vis. on ice, Home on ice, Goals by Period, Shots by Period, Power Play Goals-Att (Sh), Penalties-Minutes by Prd.

TEAM SUMMARY

Table comparing Clarkson and Notre Dame statistics across various metrics like goals, assists, shots, and penalties.

GOALTENDERS

Table showing goaltender performance for Clarkson and Notre Dame.

PENALTY SUMMARY

Table listing penalty details for Clarkson and Notre Dame players.

Win-Kielly Jake (7-4-3). Loss-Cal Petersen (7-5-2).
F - ANDERS BJORK (ND), F - JOE SNIVELY (VALE),
D - TORY DELLO (ND), G - JAKE KIELY (CU)
MOP - JAKE KIELY (CU)

Referee's signature



#2 Tony Bretzman

Jr. | F | Mendota Heights, Minnesota
Langley Rivermen (BCHL)

Career Highs

Goals: 1 (2x - vs. UConn 11/1/15)
Assists: 1 (vs. UMass 12/6/14)
Points: 1 (3x - vs. UConn 11/1/15)
Multi-point games: n/a
Point Streak: n/a

2016-17 Notes

Bretzman's Career Stats

Season	GP	G	A	Points	Shots	Shot%	Pen-Min	+/-	PPG	SHG	GWG
2014-15	17	1	1	2	8	.125	3-6	-2	0	0	1
2015-16	8	1	0	1	5	.200	2-4	+2	0	0	0
2016-17	3	0	0	0	1	.000	0-0	-2	0	0	0
TOTAL	28	2	1	3	14	.143	5-10	-2	0	0	1



#3 Jordan Gross

JR. | D | Maple Grove, Minnesota
Green Bay Gamblers (USHL)

2016-17 Notes

- Opened the season with a three-point game (1G, 2A) against Arizona State (Oct. 7), tying his career high mark in the 9-2 win.
- Gross has played 93 consecutive games to start his Notre Dame career.
- Notched the third period, game tying goal in Notre Dame's 3-3 tie with Penn State on Oct. 21 (also had an assist in that game).
- Notched a power-play goal in Notre Dame's 5-2 win at Northeastern (Nov. 12).

Career Highs

Goals: 2 (2x - vs. Northeastern 11/12/15)
Assists: 2 (7x - vs. Arizona State 10/7/16)
Points: 3 (2x - Arizona State 10/7/16)
Multi-point games: 17
Point Streak: 9 games
(Dec. 5 - Jan. 23, 2015; 3-8-11)

Gross's Career Stats

Season	GP	G	A	Points	Shots	Shot%	Pen-Min	+/-	PPG	SHG	GWG
2014-15	42	7	21	28	92	.076	7-14	+8	1	0	1
2015-16	37	9	22	31	113	.080	11-30	+15	2	0	1
2016-17	14	4	7	11	49	.082	3-6	+2	2	0	1
TOTAL	93	20	50	70	254	.079	21-50	+25	5	0	3



#4 Dennis Gilbert

So. | D | Buffalo, New York
Chicago Steel (USHL)

Career Highs

Goals: 1 (2x - at BC 12/10/15)
Assists: 2 (4x - at Northeastern 11/12/16)
Points: 2 (4x - at Northeastern 11/12/16)
Multi-point games: 5
Point Streak: 3 games
(Oct. 31 - Nov. 6, 2015; 0-4-4)

2016-17 Notes

- Tied a career high with two assists in Notre Dame's 6-2 win over UConn (Oct. 28).
- Then had a two-assist game in Notre Dame's next contest, a 5-2 win at Northeastern (Nov. 12).

Gilbert's Career Stats

Season	GP	G	A	Points	Shots	Shot%	Pen-Min	+/-	PPG	SHG	GWG
2015-16	37	2	8	10	54	.037	17-34	+5	1	0	1
2016-17	14	0	5	5	18	.000	5-10	+5	0	0	0
TOTAL	51	2	13	15	72	.028	22-44	+10	1	0	1



#6 Tory Dello

Rr. | D | Crystal Lake, Illinois
Tri-City Storm (USHL)

Career Highs

Goals: 1 (vs. UConn 10/27/16)
Assists: 2 (vs. Holy Cross 11/25/16)
Points: 2 (vs. Holy Cross 11/25/16)
Multi-point games: 1
Point Streak: 2 games
(Oct. 27-28, 2016; 1-1-2)


2016-17 Notes

- Registered his first career point in his first career game by notching an assist on Anders Bjork's game-winning, power-play goal against Arizona State (Oct. 7).

- Notched his first career goal in the 4-2 loss to UConn (Oct. 27).
- Had a career-high two assists in Notre Dame's 5-3 win over Holy Cross in the Shillelagh Tournament.

Dello's Career Stats

Season	GP	G	A	Points	Shots	Shot%	Pen-Min	+/-	PPG	SHG	GWG
2016-17	14	1	5	6	27	.037	14-47	+1	0	0	0
TOTAL	14	1	5	6	27	.037	14-47	+1	0	0	0



#8 Ben Ostlie

Sr. | F | Edina, Minnesota
Omaha Lancers (USHL)

Career Highs

Goals: 1 (2x - at PSU 10/17/15)
Assists: 1 (3x - vs. Western Michigan 1/8/16)
Points: 1 (5x - vs. Western Michigan 1/8/16)
Multi-point games: n/a

2016-17 Notes

Ostlie's Career Stats

Season	GP	G	A	Points	Shots	Shot%	Pen-Min	+/-	PPG	SHG	GWG
2013-14	12	0	0	0	10	.000	3-6	-3	0	0	0
2014-15	24	1	2	3	13	.077	2-4	0	0	0	0
2015-16	27	1	1	2	17	.059	2-4	-5	0	0	0
2016-17	10	0	0	0	3	.000	3-6	-1	0	0	0
TOTAL	73	2	3	5	43	.047	10-20	-9	0	0	0



#9 Dawson Cook

Jr. | F | Cadillac, Michigan
Green Bay Gamblers (USHL)

Career Highs

Goals: 1 (4x - vs. Western Michigan 1/8/16)
Assists: 1 (4x - vs. UConn 10/28/16)
Points: 1 (8x - vs. UConn 10/28/16)
Multi-point games: n/a
Point Streak: 2 games
(Nov. 28 - Dec. 4, 2015)

2016-17 Notes

Cook's Career Stats

Season	GP	G	A	Points	Shots	Shot%	Pen-Min	+/-	PPG	SHG	GWG
2014-15	35	1	1	2	11	.091	4-8	-6	0	0	0
2015-16	32	3	1	4	16	.188	2-4	-2	0	0	1
2016-17	13	1	2	3	17	.059	0-0	+1	0	0	0
TOTAL	80	5	4	9	44	.114	6-12	-7	0	0	1



#10 Anders Bjork

Jr. | F | Mequon, Wisconsin
U.S. National U-18 Team

Career Highs

Goals: 2 (4x - vs. UConn 10/28/16)
Assists: 2 (13x - vs. UConn 10/28/16)
Points: 4 (2x - vs. UConn 10/28/16)
Multi-point games: 17
Point Streak: 10 games
(Nov. 28 - Jan. 23, 2016; 7-8-15)

2016-17 Notes

- Opened the season by scoring two goals and adding an assist in Notre Dame's 9-2 win over Arizona State (Oct. 7).
- The next night against the Sun Devils, posted a career-high four points on two goals and two assists.
- Had the game-winning goal on both wins over Arizona State and was named the Hockey East Player of the Week for his seven-point weekend (Oct. 10).
- Scored a highlight reel goal at Minnesota Duluth (Oct. 14) when he beat the defense and finished with a high wrist shot for his fifth goal of the season.
- Had a pair of assists in Notre Dame's 3-1 win at No. 4 Minnesota Duluth (Oct. 15).
- Posted his second four-point game of the season in Notre Dame's 6-2 win over UConn (Oct. 28), including two goals

and two assists.

- Finished October with 16 points (7-9-17) and was named the Hockey East Player of the Month.
- Had a goal and two assists to lead Notre Dame past Holy Cross, 5-3, in the opening round of the Shillelagh Tournament (Nov. 25).

Bjork's Career Stats

Season	GP	G	A	Points	Shots	Shot%	Pen-Min	+/-	PPG	SHG	GWG
2014-15	41	7	15	22	74	.095	7-14	-3	1	1	0
2015-16	35	12	23	35	92	.130	4-8	+28	3	0	0
2016-17	14	9	14	23	50	.180	2-4	+10	2	0	3
TOTAL	90	28	52	80	216	.130	13-26	+35	6	1	3



#11 Cal Burke

Fr. | F | Boxborough, Massachusetts
Cedar Rapids RoughRiders (USHL)

Career Highs

Goals: --
Assists: 1 (Arizona State 10/7/16)
Points: 1 (Arizona State 10/7/16)
Multi-point games: --
Point Streak: --

2016-17 Notes

- Opened his Irish career by notching an assist in the first game of the season, a 9-2 win over Arizona State (Oct. 7).

Burke's Career Stats

Season	GP	G	A	Points	Shots	Shot%	Pen-Min	+/-	PPG	SHG	GWG
2016-17	14	0	3	3	19	.000	3-6	-4	0	0	0
TOTAL	14	0	3	3	19	.000	3-6	-4	0	0	0



#12 Felix Holmberg

Fr. | F | Stockholm, Sweden
AIK J20 (SuperElit)

Career Highs

Goals: --
Assists: --
Points: --
Multi-point games: --
Point Streak: --

2016-17 Notes

- Made his Irish debut in Notre Dame's 9-2 season-opening victory over Arizona State (Oct. 7)
- Holmberg is the fifth European to play for the Irish and the third from Stockholm, Sweden (Calle Ridderwall was the last from 2077-11).

Holmberg's Career Stats

Season	GP	G	A	Points	Shots	Shot%	Pen-Min	+/-	PPG	SHG	GWG
2016-17	7	0	0	0	4	.000	0-0	0	0	0	0
TOTAL	7	0	0	0	4	.000	0-0	0	0	0	0



#15 Andrew Oglevie

So. | F | Fullerton, California
Cedar Rapids RoughRiders

Career Highs

Goals: 2 (vs. Merrimack 1/15/16)
Assists: 2 (4x - at Northeastern 11/12/16)
Points: 3 (3x - at Northeastern 11/12/16)
Multi-point games: 6
Point Streak: 7 games
(Oct. 14 - Nov. 12, 2016; 4-7-11)

2016-17 Notes


- Opened the season by tying his career-high point total with three (1G, 2A) in Notre Dame's season-opening 92 win over Arizona State.
- Had a power-play goal and an assist in

Notre Dame's 4-3 loss at #4 Minnesota Duluth (Oct. 14).

- Added a power-play goal in Notre Dame's 3-1 win at Minnesota Duluth (Oct. 15).
- Had a goal and two assists in Notre Dame's 5-2 win at Northeastern (Nov. 12).

Oglevie's Career Stats

Season	GP	G	A	Points	Shots	Shot%	Pen-Min	+/-	PPG	SHG	GWG
2015-16	31	5	4	9	59	.085	4-8	+9	0	0	2
2016-17	14	6	9	15	47	.128	0-0	+1	3	0	0
TOTAL	45	11	13	24	106	.104	4-8	+10	3	0	2



#16 Connor Hurley

Jr. | F | Edina, Minnesota
Green Bay Gamblers (USHL)

Career Highs

Goals: 1 (11x - vs. UConn 10/28/16)
Assists: 3 (vs. UConn 11/1/15)
Points: 3 (2x - vs. Arizona State 10/8/16)
Multi-point games: 12
Point Streak: 3 games
(Oct. 18-25, 2014; 1-4-5)

2016-17 Notes

- Opened the season with a two assist game against Arizona State (Oct. 7).
- Followed with a goal and an two assists in game two versus the Sun Devils (Oct. 8), tying his career high with three points in the game.
- Had a goal and an assist in Notre Dame's 6-2 win over UConn (Oct. 28).
- Scored the opening goal and added an assist in Notre Dame's 5-3 win over Holy Cross in the Shillelagh Tournament (Nov. 25).

Hurley's Career Stats

Season	GP	G	A	Points	Shots	Shot%	Pen-Min	+/-	PPG	SHG	GWG
2014-15	41	4	10	14	59	.068	3-6	+5	0	0	1
2015-16	36	6	12	18	56	.107	5-10	+7	2	0	0
2016-17	14	4	10	14	25	.160	8-16	+5	0	0	1
TOTAL	91	14	32	46	140	.100	16-32	+17	2	0	2



#17 Peter Mark

Jr. | D | Minneapolis, Minn.
Saint Thomas Academy

Career Highs

Goals: --
Assists: --
Points: --
Multi-point games: --
Point Streak: --

2016-17 Notes

- Joined the Irish for the 2016-17 season after playing the previous two seasons with Notre Dame's club team.

Mark's Career Stats



#18 Jake Evans

Jr. | F | Toronto, Ontario
St. Michael's Buzzers (OJHL)

Career Highs

Goals: 2 (vs. Miami 12/28/14)
Assists: 3 (2x - vs. Minnesota 11/6/15)
Points: 3 (5x - at Northeastern 11/12/16)
Multi-point games: 14
Point Streak: 6 games
(Jan. 8-23, 2016; 3-7-10)

2016-17 Notes

- Had a two assist game at No. 4 Minnesota Duluth (Oct. 14).
- Scored his first career shorthanded goal in Notre Dame's 3-3 overtime tie with Penn State (Oct. 21).
- Had a goal and two assists in Notre Dame's 5-2 win at Northeastern (Nov. 12).

Evans' Career Stats

Season	GP	G	A	Points	Shots	Shot%	Pen-Min	+/-	PPG	SHG	GWG
2014-15	41	7	10	17	63	.111	11-22	+4	1	0	1
2015-16	37	8	25	33	55	.145	9-29	+15	4	0	1
2016-17	14	3	9	12	31	.097	8-27	+4	0	1	0
TOTAL	92	18	44	62	149	.121	28-78	+23	5	1	2



#19 Mike O'Leary

Fr. | F | Halifax, Nova Scotia
Dubuque Fighting Saints (USHL)

Career Highs

Goals: --
Assists: --
Points: --
Multi-point games: --

2016-17 Notes

- Made his Notre Dame Debut on Oct. 7 versus Arizona State.

O'Leary's Career Stats

Season	GP	G	A	Points	Shots	Shot%	Pen-Min	+/-	PPG	SHG	GWG
2016-17	11	0	0	0	9	.000	3-14	0	0	0	0
TOTAL	11	0	0	0	9	.000	3-14	0	0	0	0



#21 Joe Wegwerth

So. | F | Brewster, New York
Cedar Rapids RoughRiders

Career Highs

Goals: 2 (vs. Penn State 10/22/16)
Assists: 1 (4x - vs. Arizona State 10/14/16)
Points: 2 (vs. Penn State 10/22/16)
Multi-point games: 1
Point Streak: 2 games
(Nov. 28 - Dec. 4, 2015)

2016-17 Notes

- Posted his first career two-goal game against Penn State (Oct. 22), when he scored a pair of power-play goals.
- Added a power-play goal in Notre Dame's 6-2 win over UConn (Oct. 28).

Wegwerth's Career Stats

Season	GP	G	A	Points	Shots	Shot%	Pen-Min	+/-	PPG	SHG	GWG
2015-16	30	1	3	4	29	.034	9-18	-4	0	0	0
2016-17	13	4	1	5	25	.160	3-6	+1	3	0	0
TOTAL	43	5	4	9	54	.093	12-24	-3	3	0	0



#22 Andrew Peeke

Fr. | D | Parkland, Florida
Green Bay Gamblers (USHL)

Career Highs

Goals: 1 (at Northeastern 11/12/16)
Assists: 1 (vs. UConn 10/28/16)
Points: 1 (2x - at Northeastern 11/12/16)
Multi-point games: --
Point Streak: --

2016-17 Notes

- Made his Notre Dame Debut on Oct. 7 versus Arizona State.
- Notched his first career point with an assist in Notre Dame's 6-2 win over UConn (Oct. 28).
- Scored his first career goal in Notre Dame's 5-2 win at Northeastern (Nov. 12).

Peeke's Career Stats

Season	GP	G	A	Points	Shots	Shot%	Pen-Min	+/-	PPG	SHG	GWG
2016-17	14	2	2	4	18	.111	2-4	+5	0	0	1
TOTAL	14	2	2	4	18	.111	2-4	+5	0	0	1



#23 Luke Novak

Fr. | F | Waukesha, Wis.
New Jersey Hitmen (USPHL)

Career Highs

Goals: --
Assists: --
Points: --
Multi-point games: --
Point Streak: --

2016-17 Notes

Novak's Career Stats



#24 Luke Ripley

Jr. | D | Kitimat, British Columbia
Powell River Kings (BCHL)

Career Highs

Goals: 1 (3x - vs. Northeastern 3/12/16)
Assists: 1 (12x - at Providence 2/19/16)
Points: 1 (15x - vs. Northeastern 3/12/16)
Multi-point games: n/a
Point Streak: 3 games
(Jan. 31-Feb. 7, 2015; 0-3-3)

2016-17 Notes

Ripley's Career Stats

Season	GP	G	A	Points	Shots	Shot%	Pen-Min	+/-	PPG	SHG	GWG
2014-15	42	2	6	8	32	.062	15-30	+4	0	0	1
2015-16	37	1	6	7	40	.025	18-47	+12	0	0	0
2016-17	12	0	0	0	5	.000	7-14	-5	0	0	0
TOTAL	91	3	12	15	77	.039	40-91	+11	0	0	1



#25 Dylan Malmquist

So. | F | Edina, Minnesota
Edina HS

Career Highs

Goals: 2 (vs. UMD 10/24/15)
Assists: 2 (3x - at Minnesota Duluth 10/15/16)
Points: 3 (3x - at Minnesota Duluth 10/15/16)
Multi-point games: 5
Point Streak: 2 games
(five times)

2016-17 Notes

- Had a five-point opening series versus Arizona State, including a goal and an assist in game one (Oct. 7) and a goal and two assists in game two (Oct. 8).
- Had a goal and two assists to lead the Irish to a 3-1 win at fourth-ranked Minnesota Duluth (Oct. 15).

Malmquist's Career Stats

Season	GP	G	A	Points	Shots	Shot%	Pen-Min	+/-	PPG	SHG	GWG
2015-16	36	11	6	17	59	.186	7-25	+9	2	0	2
2016-17	14	3	9	12	23	.130	5-10	+6	1	0	0
TOTAL	50	14	15	29	82	.171	12-35	+15	3	0	2



#26 Cam Morrison

Fr. | F | Aurora, Ontario
Youngstown Phantoms (USHL)

Career Highs

Goals: 1 (4x - vs. Holy Cross 11/25/16)
Assists: 2 (vs. Arizona State 10/7/16)
Points: 2 (3x - at Northeastern 11/12/16)
Multi-point games: 3
Point Streak: 2 games
(Oct. 28 - Nov. 12, 2016; 2-1-3)

2016-17 Notes

- Posted two assists in his first career game, a 9-2 Notre Dame win over Arizona State (Oct. 7).
- Scored his first career goal and added an assist for a two point game in a 4-3

- Scored a goal in Notre Dame's 6-2 win over UConn (Oct. 28).
- Had the game-winning goal (first of his career) and added an assist in Notre Dame's 5-2 comeback win at Northeastern (Nov. 12).

Morrison's Career Stats

Season	GP	G	A	Points	Shots	Shot%	Pen-Min	+/-	PPG	SHG	GWG
2016-17	14	4	4	8	29	.138	3-6	0	2	0	1
TOTAL	14	4	4	8	29	.138	3-6	0	2	0	1



#27 Bobby Nardella

So. | D | Rosemont, Illinois
Tri-City Storm (USHL)

Career Highs

Goals: 2 (vs. Arizona State 10/7/16)
Assists: 2 (4x - at New Hampshire 1/22/16)
Points: 3 (2x - vs. Arizona State 10/7/16)
Multi-point games: 6
Point Streak: 6 games
(Jan. 2-23; 2-10-12)

2016-17 Notes

- Opened the season with a career-high two goals in Notre Dame's 9-2 win over Arizona State (Oct. 7).

Nardella's Career Stats

Season	GP	G	A	Points	Shots	Shot%	Pen-Min	+/-	PPG	SHG	GWG
2015-16	35	4	20	24	69	.058	9-18	+9	1	0	1
2016-17	14	3	6	9	39	.077	5-18	+7	1	0	0
TOTAL	49	7	26	33	108	.065	14-36	+16	2	0	1



#28 Jack Jenkins

So. | F | Lake Bluff, Illinois
Fargo Force (USHL)

Career Highs

Goals: 1 (3x - vs. UConn 10/28/16)
Assists: 1 (vs. Western Michigan 1/8/16)
Points: 1 (4x - vs. UConn 10/28/16)
Multi-point games: n/a
Point Streak: 2 games
(Feb. 12-13, 2016; 1-1-2)

2016-17 Notes

- Notched his first goal of the season in Notre Dame's 6-2 win over UConn (Oct. 28).

Jenkins' Career Stats

Season	GP	G	A	Points	Shots	Shot%	Pen-Min	+/-	PPG	SHG	GWG
2015-16	28	2	2	4	28	.071	1-2	-1	0	0	1
2016-17	10	1	1	2	27	.037	0-0	-4	0	0	0
TOTAL	38	3	3	6	55	.055	1-2	-5	0	0	1



#29 Bo Brauer

Jr. | F | Edina, Minnesota
Naniamo Clippers (BCHL)

Career Highs

Goals: 2 (vs. Arizona State 10/7/16)
Assists: n/a
Points: 2 (vs. Arizona State 10/7/16)
Multi-point games: 1
Point Steak: n/a

2016-17 Notes

- Scored the first two goals of his career in Notre Dame's season-opening 9-2 win over Arizona State (Oct. 7).

Brauer's Career Stats

Season	GP	G	A	Points	Shots	Shot%	Pen-Min	+/-	PPG	SHG	GWG
2014-15	2	0	0	0	1	.000	1-2	0	0	0	0
2015-16	1	0	0	0	-	-	0-0	0	0	0	0
2016-17	5	2	0	2	4	.500	2-12	+1	1	0	0
TOTAL	8	2	0	2	-	-	3-14	+1	1	0	0



#32 Cale Morris

Fr. | G | Larkspur, Colorado
Waterloo Black Hawks (USHL)

Career Highs

Saves: 7 (vs. Arizona State 10/7/16)
Goals Against: 1
Shutouts: n/a

2016-17 Notes

- Made his first career appearance in Notre Dame's season-opening 9-2 win over Arizona State (Oct. 7) when he played the third period.

Morris' Career Stats

Goalie	GP-GS	Minutes	GA	GAAvg	Saves	Save%	W	L	T	Sho	PPG	SHG
2016-17	1-0	19:43	1	3.04	7	.875	0	0	0	0.0	0	0
TOTAL	1-0	19:43	1	3.04	7	.875	0	0	0	0.0	0	0



#33 Chad Katunar

Sr. | G | Victoria, British Columbia
Penticton Veeps (BCHL)

Career Highs

Saves:
- 35 (vs. Union 11/28/14)
Assists: n/a
Goals Against: 5 (at UMass 12/5/14)
Shutouts: n/a

2016-17 Notes

- Along with Andy Ryan, one of the team's two representatives on the Student-Athlete Advisory Committee.
- Made his season debut by playing the final 6:08 of Notre Dame's 4-1 loss to eighth-ranked Harvard (Nov. 27), turning aside all three shots he faced.

Katunar's Career Stats

Goalie	GP-GS	Minutes	GA	GAAvg	Saves	Save%	W	L	T	Sho	PPG	SHG
2013-14	5-3	178:03	7	2.36	52	.881	2	1	0	0.0	2	0
2014-15	15-11	737:08	37	3.01	329	.899	5	3	2	0.0	8	2
2015-16	2-0	13:37	0	0.00	4	1.000	0	0	0	0.0	0	0
TOTAL	22-14	928:48	44	2.84	385	.897	7	4	2	0.0	10	2



#40 Cal Petersen

Jr. | G | Waterloo, Iowa
Waterloo Black Hawks (USHL)

Career Highs

Saves:

- 87 (L, 4-3 in 5 OT vs. UMass 3/6/15)*
- 55 (W, 3-1 vs. BC 2/28/15)
- 49 (T, 1-1 at Denver 1/1/16)
- 44 (W, 3-2 at BU 2/21/15)

* - *NCAA Record*

Assists: n/a

Goals Against: 6

- at UMass Lowell (3/15/15)
- vs. Northeastern (3/12/16)

Shutouts: 6

1. vs. Niagara 10/25/14 (23 saves)
2. at UMass 12/6/14 (14 saves)
3. vs. Providence College 2/13/15 (38 saves)
4. vs. UMass 3/8/15 (23 saves)
5. vs. Boston University 2/27/16 (39 saves)
6. vs. Northeastern 11/13/16 (16 saves in two-period game)

2016-17 Notes

- Stopped 27 of the 28 shots he faced in Notre Dame's 3-1 win at fourth-ranked Minnesota Duluth (Oct. 15).
- Made 29 saves in Notre Dame's 3-3 overtime tie with Penn State (Oct. 21).
- Stopped all 16 shots he faced in Notre Dame's two period tie with Northeastern (Nov. 13) to record his sixth career shutout.
- Made a then season-high 31 saves against UMass Lowell (Nov. 17).

Petersen's Career Stats

Goalie	GP-GS	Minutes	GA	GAAvg	Saves	Save%	W	L	T	Sho	PPG	SHG
2014-15	33-31	1891:36	79	2.51	892	.919	13	16	3	4.0	19	2
2015-16	37-37	2231:52	82	2.20	1049	.927	19	11	7	1.0	22	0
2016-17	14-14	801:17	30	2.25	331	.917	7	5	2	1.0	8	0
TOTAL	84-82	4924:45	191	2.33	2272	.922	39	32	12	6.0	49	2

Notre Dame's Single-Season Records Book -- Goaltending

Goals-Against Average

1. David Brown (2006-07)	1.58
2. Jordan Pearce (2008-09)	1.68
3. Steven Summerhays (2012-13)	2.01
Steven Summerhays (2013-14)	2.01
5. Jordan Pearce (2007-08)	2.04
6. Cal Petersen (2015-16)	2.20
7. David Brown (2003-04)	2.32

Save Percentage

1. Jordan Pearce (2008-09)	.9312
2. David Brown (2006-07)	.9305
3. Cal Petersen (2015-16)	.927
4. David Brown (2003-04)	.925
5. Morgan Cey (2003-04)	.924

Saves

1. Lance Madson (1988-89)	1,288
2. Mark Kronholm (1973-74)	1,113
3. Morgan Cey (2002-03)	1,054
4. Cal Petersen (2015-16)	1,049
5. Mark Kronholm (1972-73)	980
6. Lance Madson (1989-90)	968
7. Greg Louder (1990-91)	935
8. Morgan Cey (2001-02)	927
9. Jordan Pearce (2007-08)	925
10. Steven Summerhays (2013-14)	912

Percent of Team Minutes Played

1. Cal Petersen (2015-16)	98.6%
2. Greg Louder (1990-91)	98.3%
3. Morgan Cey (2002-03)	97.9%
4. Jordan Pearce (2008-09)	96.2%

Minutes Played

1. Jordan Pearce (2007-08)	2,558
2. David Brown (2006-07)	2,390
3. Jordan Pearce (2008-09)	2,326
4. Steven Summerhays (2013-14)	2,234
5. Cal Petersen (2015-16)	2,231
6. Lance Madson (1988-89)	2,213
7. Forrest Karr (1998-99)	2,161
8. Morgan Cey (2002-03)	2,136
9. Mike Johnson (2010-11)	2,087
10. Steven Summerhays (2012-13)	2,086