


STANFORD

FOOTBALL

#20/20 Stanford Cardinal 8-3 overall

Date	Opponent	Time • Result
8.26	vs. Rice [ESPN]	W, 62-7
9.9	at #6/5 USC* [FOX]	L, 24-42
9.16	at San Diego State [CBS Sports Network]	L, 17-20
9.23	UCLA* [ESPN]	W, 58-34
9.30	Arizona State* [Pac-12 Networks]	W, 34-24
10.7	at #20/18 Utah* [FS1]	W, 23-20
10.14	Oregon* [FS1]	W, 49-7
10.26	at Oregon State* [ESPN]	W, 15-14
11.4	at #25 Washington State* [FOX]	L, 21-24
11.10	#9/8 Washington* [FS1]	W, 30-22
11.18	Cal* [FOX]	W, 17-14
11.25	#9/9 Notre Dame [ABC]	5 p.m. PT



#20/20 Stanford
Cardinal
(8-3)



#9/9 Notre Dame
Fighting Irish
(9-2)

#9/9 Notre Dame Fighting Irish 9-2 overall

Date	Opponent	Time • Result
9.2	Temple	W, 49-16
9.9	#15 Georgia	L, 19-20
9.16	at Boston College	W, 49-20
9.23	at Michigan State	W, 38-18
9.30	Miami (Ohio)	W, 52-17
10.7	at North Carolina	W, 33-10
10.21	#11 USC	W, 49-14
10.28	#14 North Carolina State	W, 35-14
11.4	Wake Forest	W, 48-37
11.11	at #7 Miami (Fla.)	L, 8-41
11.18	Navy	W, 24-17
11.25	at #20 Stanford	5 p.m. PT

GoStanford.com
Twitter • @StanfordFBall
Instagram • @StanfordFBall
Snapchat • StanfordFBall
Facebook • StanfordFootball
In-game notes • @GoStanfordNotes

November 25, 2017 • 5 p.m. PT
Stanford Stadium (50,424) • Stanford, California
ABC • Chris Fowler, Kirk Herbstreit and Maria Taylor
KNBR 1050 AM • Scott Reiss '93, Todd Husak '00 and John Platz '84
KZSU 90.1 FM

Director of Athletic Communications • Alan George
alan.george@stanford.edu • 574.340.3977 • @treeSIDjorge
Assistant Director • Eric Dolan
edolan@stanford.edu • 585.260.8322 • @EJDolan
Assistant Director • Nick Sako
nrsako@stanford.edu • 650.224.0979 • @CardinalTaco

4 • For the fourth time under head coach David Shaw, Stanford can earn a spot in the Pac-12 Championship Game (Dec. 1), but needs help. The Cardinal can get there if Washington State loses to Washington in the Apple Cup (also played Nov. 25 at 5 p.m.). If the Cougars -- who beat Stanford, 24-21, on Nov. 4 -- beat the Huskies, they get the nod. USC will represent the Pac-12 South Division.

5 • Stanford has won five consecutive home games against AP top-10 opponents.

8 • Stanford has won at least eight games for a school-record nine straight years.

12 • Head coach David Shaw is 12-0 at home against nonconference opponents.

17 • The Cardinal has a 17-game home nonconference win streak dating to 2008 (does not include 2012 Pac-12 Championship Game win vs. UCLA at Stanford Stadium).

2008 • The Cardinal has not dropped a regular-season finale since 2008, and is 6-0 in such affairs under head coach David Shaw.

4 • Stanford has won four straight home games against Notre Dame, its longest streak in series history.

8 • The Cardinal has eight wins in 14 tries at home against the Irish. From 1989-93, the visiting team was victorious. From 1994-2002, the home team claimed wins in the series.

10 • Fifteen of 31 meetings between Stanford and Notre Dame have been decided by 10 points or fewer. The past five games have been decided by touchdown or less.

32 • Entering Saturday's 32nd all-time meeting, Stanford and Notre Dame will face each other with both teams ranked by the AP for the seventh time, including five straight contests from 2011-2015.

4 • This marks the fourth straight time both Stanford and Notre Dame have been ranked when meeting at Stanford Stadium.

1925 • The Legends Trophy is awarded to the winner of the Stanford-Notre Dame rivalry series, named in honor of the 1925 Rose Bowl meeting which was said by sportswriters to contain more legends on one field than had ever played in a single game. The trophy was created by the Notre Dame Club of the San Francisco Bay Area, appropriately from Northern California redwood with an Irish crystal bowl.

2016 • Making his first career start in place of Christian McCaffrey, Bryce Love dove into the end zone from seven yards out to start the fourth quarter and cap a Cardinal comeback in a 17-10 victory as Stanford rallied back from a 10-point deficit at Notre Dame Stadium. Notre Dame nearly mounted its own comeback, but was stuffed on the Stanford 14-yard line when time expired. Stanford, which started the season ranked No. 8, averted losing three straight for the first time since 2007. The Irish, ranked No. 10 in the preseason, lost a third straight home game for the first time since 2007.

2015 • Kevin Hogan threw four touchdown passes and drove the 13th-ranked Cardinal to the winning 45-yard field goal by Conrad Ukropina on the last play of a 38-36 victory over No. 4 Notre Dame. Hogan threw for 269 yards and calmly led the winning drive in the final 30 seconds for the Cardinal. DeShone Kizer had given the Irish a one-point lead on his 2-yard run with 30 seconds left only to see Hogan drive Stanford to the winning score. Hogan connected on a 27-yard pass to Devon Cajuste to get Stanford in field goal range. After a short run by Christian McCaffrey, Ukropina came on and drilled the field goal setting off a wild celebration with the fans rushing the field.

2012 • Before a 2012 defeat at Notre Dame, the Cardinal had won three straight meetings, its longest streak in the series. Prior to that, the Fighting Irish won seven consecutive games from 2002-08.

2011 • Andrew Luck set the school record for the most career touchdown passes and eclipsed his own single-season mark, throwing for 233 yards and four scores to lead fourth-ranked Stanford past No. 22 Notre Dame, 28-14, in his home finale. Luck topped John Elway's record of 77 touchdown passes and helped the Cardinal build a 21-0 halftime lead. The victory vaulted Stanford into an at-large BCS bowl bid for the second straight year.

2010 • Nate Whitaker kicked five field goals to tie a Stanford single-game record and the Cardinal defense limited the Irish to just 44 yards rushing and one offensive touchdown to break a seven-game losing streak at Notre Dame, 37-14. It was Stanford's largest margin of victory in the series. Owen Marecic scored a pair of touchdowns within 13 seconds of one another (first as a fullback on a short dive play, then later making an interception for a score from his inside linebacker position).

1988 • Stanford and Notre Dame have met every year since 1988, with the exception of the 1995 and 1996 seasons.



Heisman Trophy candidate Bryce Love

1 • Love ranks first nationally among Power 5 conference running backs in the following categories:

Rushing yards - 1,723

Rushing yards/game - 172.3

Rushing yards/attempt - 8.8

Rushing touchdowns (t-1st) - 16

Consecutive games with a touchdown - 12

Consecutive games with a rushing touchdown - 11

100-yard rushing games - 9

20-yard rushes - 26

30-yard rushes - 21 (in the previous two seasons, no player nationally had more than 13 such runs)

40-yard rushes - 13

50-yard rushes - 11

60-yard rushes - 6

135 • Love is averaging over 135 rushing yards/game in four contests against ranked opponents, including 166 against No. 9 Washington's top-ranked defense. Washington had allowed only three rushing touchdowns all season -- Love scored three against the Huskies.

8.16 • Through 36 career games, Love is averaging 8.16 yards/rush. The FBS career record is 8.26 by Glenn Davis of Army (1943-46).

50 • Love has recorded a rushing touchdown of 50 or more yards 10 times in 2017. Over the past five seasons, only one team had that many 50-yard rushing touchdowns in a season (New Mexico had 11 in 2016).

50 • Love's 11 rushes of 50 or more yards is the FBS record for most 50-yard rushes in a single season.

929 • Love is among the nation's best at breaking tackles, as 929 of his 1,723 rushing yards have been earned after contact.

4.8 • Loves leads the nation with 4.8 yards after contact per rushing attempt (min. 1,700 yards rushing), per Pro Football Focus.

2,732 • Love's 2,732 career rushing yards rank sixth all-time at Stanford. Brad Muster's 3,010 (1984-87) ranks fifth.

1,723 • Love's 1,723 rushing yards rank second nationally among all running backs, and is the third-best single-season mark at Stanford. Toby Gerhart's 1,871 (2009) ranks second, and Christian McCaffrey's 2,019 (2015) rank first.

155.6 • Love's 155.6 elusive rating ranks first nationally, according to Pro Football Focus. Second place? Iowa State's David Montgomery at 134.6.

904 • Love's 17 longest runs in 2017 total 904 yards. Only 43 players nationally -- including Love -- have more than 904 yards rushing.

2 • Love has two games with 250 or more rushing yards on the season. The rest of FBS players? Only 12 such games combined.

175.6 • Love ranks first among Pac-12 players -- and third nationally -- with 175.6 all-purpose yards/game.

45.3 • Love is averaging 45.3 yards/scoring play during his career: 93-yard catch, 47-yard run, 48-yard run, 7-yard run, 56-yard run, 50-yard run, 49-yard catch, 10-yard run, 75-yard run, 51-yard run, 53-yard run, 69-yard run, 61-yard run, 43-yard run, 59-yard run, 68-yard run, 5-yard run, 67-yard run, 52-yard run, 1-yard run, 13-yard run, 9-yard run, 57-yard run.

16 • With 16 rushing touchdowns, Love ranks seventh nationally among all players and first among Pac-12 players.

12 • Dating to 2016, Love has record at least one touchdown in a nation-best 12 consecutive games.

11 • Love's 11 consecutive games with a rushing touchdown is the longest active FBS streak.

35 • Love has a rush of at least 35 yards in each game this season: 62 vs. Rice, 75 vs. USC, 53 vs. San Diego State, 69 vs. UCLA, 61 vs. Arizona State, 68 vs. Utah, 67 vs. Oregon, 52 vs. Washington State, 35 vs. Washington, 57 vs. Cal.

100 • Love has gained at least 100 yards rushing five times this season ... in the first quarter.

50 • Dating to 2016, Love recorded a rush of 50 or more yards in 10 straight games (streak snapped Nov. 10 vs. Washington), the only player to do so in the past 20 years. By comparison, Alabama's Mark Ingram had two such rushes in 14 games in 2009, and Derrick Henry had five such rushes in 15 games in 2015 for the Crimson Tide.

10 • Saturday Night Love? A number of Love's big runs have happened after 10 p.m. ET. Here's a sample: 67-yard run vs. Oregon (11:25 p.m. ET), 68-yard run at Utah (12:57 a.m. ET), 53-yard run at San Diego State (1:12 a.m. ET), 69-yard run vs. UCLA (2:05 a.m. ET), 35-yard run vs. Washington (1:53 a.m. ET). The 35-yarder against Washington was the longest rush allowed by the Huskies on the season.

9 • Love is the first Cardinal with 100 yards rushing in each of his first nine career starts. His nine consecutive games with 100 or more yards rushing, which ended at Washington State (Nov. 4), is tied for first in Stanford history with Christian McCaffrey.

301 • Love's 301 yards rushing against Arizona State (Sept. 30) were the most by any Cardinal, eclipsing Christian McCaffrey's school-record 284 at Cal in 2016. Love broke 12 tackles and notched 175 yards after contact against the Sun Devils. The 301 yards is the eighth-best single-game total in Pac-12 history.



- 200 • Stanford has rushed for 200 or more yards in nine of its past 17 games (9-0 in those games).
- 200 • Stanford has allowed 200 or more rushing yards only 14 times under head coach David Shaw.
- 145 • Stanford has scored in 145 consecutive games, dating to Nov. 11, 2006.
- 65 • Stanford has recorded at least one rushing touchdown 65 times in its past 73 games. Stanford has won 30 of its past 34 games when recording at least one rushing touchdown.
- 41 • Stanford has 41 rushing touchdowns in its past 17 games.
- 2.02 • Stanford has 186 rushing touchdowns in David Shaw's 92 games as head coach, an average of 2.02/game.
- 4 • Stanford has allowed only four sacks over the past eight games (206 pass attempts). The Cardinal did not allow a single sack during a four-game stretch from Sept. 23-Oct. 14.
- 2,373 • Stanford's 2,373 rushing yards are 10th-most in school history.
- 6.4 • Stanford is averaging 6.4 yards/rush. The school record of 5.3 was set in 2009.
- 60 • Stanford ranks 14th nationally with seven plays from scrimmage covering 60 or more yards.
- 50 • Stanford ranks fifth nationally with 14 plays from scrimmage covering 50 or more yards.
- 40 • Stanford ranks 19th nationally with 19 plays from scrimmage covering 40 or more yards.
- 30 • Stanford ranks seventh nationally with 37 plays from scrimmage covering 30 or more yards.
- 20 • Stanford ranks 25th nationally with 61 plays from scrimmage covering 30 or more yards.
- 15 • Stanford has won 15 straight games when leading at the half.
- 100.45 • Junior running back Cameron Scarlett (100.45) is 10th among Pac-12 players in all-purpose yards/game.
- 25.5 • Junior Cameron Scarlett ranks fourth among Pac-12 players with 25.5 yards/kickoff return.
- 2,075 • Junior Cameron Scarlett (352) and junior Bryce Love (1,723) are the fifth-best single-season rushing duo in school history.
- 25 • Junior wide receiver Trent Irwin has at least one reception in each of the past 25 games.
- 215.7 • Stanford's rushing offense (215.7) ranks third among Pac-12 teams and 26th nationally.
- 4.82 • Stanford ranks third among Pac-12 teams in tackles for loss allowed (4.82).
- 6 • Stanford ranks third among Pac-12 teams in fewest passes had intercepted (6).
- 1.09 • Stanford's offensive line is allowing only 1.09 sacks/game, which ranks first among Pac-12 teams and ninth nationally.
- 1.0 • Stanford's 1.0 turnover margin ranks first among Pac-12 teams and ninth nationally.
- .886 • Stanford's .886 clip in the red zone ranks third among Pac-12 teams.
- 32:30 • At 32:30, Stanford's average time of possession per game since 2011 ranks fifth nationally. The average millennial spends over 32 minutes a day on Instagram.
- 405 • Stanford's 405 rushing yards against UCLA (Sept. 23) were the fourth-most in program history. Stanford was the first team to rush for over 400 yards against UCLA since USC did so in 2005. Junior running back Bryce Love had 263 against UCLA in 2017, and USC running back Reggie Bush had 260 in 2005.
- 7 • Sophomore K.J. Costello is the seventh straight Stanford quarterback to win his starting debut, a 34-24 victory over Arizona State (Sept. 30).
- 5 • Stanford has twice this season scored five rushing touchdowns in a game (vs. Rice, vs. UCLA).
- 3 • Three Stanford quarterbacks accounted for at least one touchdown in Stanford's season-opening win over Rice, a program-first since 1998 against Washington State. Senior Keller Chryst threw for three scores, fifth-year senior Ryan Burns threw for one score, and sophomore K.J. Costello ran for a 25-yard score.



- 697 • Stanford's 697 tackles for loss this decade ranks sixth nationally.
- 282 • Stanford leads the nation with 282 sacks since 2011.
- 13 • Stanford has at least one sack in 13 straight games, with 30 sacks in that span.
- 30 • Stanford has allowed fewer than 30 points 63 times in its past 70 games.
- 14 • Stanford's defense has intercepted 14 passes, a figure that ranks third among Pac-12 schools and 14th nationally.
- .333 • Stanford ranks 10th nationally and first among Pac-12 teams with its .333 fourth-down conversion defense.
- 20.7 • Stanford's 20.7 scoring defense ranks second among Pac-12 teams and 29th nationally.
- 8 • Stanford has forced a turnover in eight straight games (the Cardinal is 42-4 under head coach David Shaw when winning the turnover battle).
- 7.2 • Junior safety Justin Reid averages a team-best 7.2 tackles/game.
- 7.1 • Senior defensive tackle Harrison Phillips averages 7.1 tackles/game.
- 5 • Senior inside linebacker Bobby Okereke has five or more tackles in 10 straight games.
- 5 • Junior safety Justin Reid ranks third nationally and first among Pac-12 players with five interceptions.
- 1 • Stanford's defense has at least one takeaway in 25 of the past 30 games (17 forced fumbles, 29 interceptions).
- 1 • Stanford has at least one sack in 79 of its past 85 games.
- 1 • The Cardinal has at least one tackle for loss in each of its past 97 contests.
- 25 • Stanford is one of 10 teams to allow fewer than 25 points/game for four straight seasons.
- 210 • Stanford has made 210 consecutive extra-point attempts, the second-longest streak in the nation (Auburn - 219). The streak dates to Stanford's matchup at Oregon State on Oct. 26, 2013.
- 18 • Junior Jake Bailey has touchbacks on 18 of his past 20 kickoffs.
- 1 • Junior Jake Bailey has kicked off 65 times, with 45 resulting in touchbacks. Of the 20 returnable kickoffs, only one return has crossed the 25-yard line.
- 30 • Junior Cameron Scarlett has eight kickoff returns of 30 or more yards, the most by any Power 5 player.
- 664 • Junior Cameron Scarlett's 664 kickoff return yards is sixth-most in a season at Stanford.
- 44.1 • Junior Jake Bailey is averaging 44.1 yards/punt, second among Pac-12 players and 17th nationally.
- 42.27 • Stanford's 42.27 net punting average ranks second among Pac-12 teams and seventh nationally.
- 8.9 • Sophomore kicker Jet Toner's 8.9 points/game ranks 12th among all Pac-12 players.
- 2.85 • Stanford's punt return defense has allowed 2.85 yards/return, which ranks eighth nationally and first among Pac-12 programs.
- .826 • Sophomore kicker Jet Toner's .826 field goal pct. ranks 30th nationally and second among Pac-12 players.
- 134 • Stanford held USC (Sept. 9) without a single punt or kickoff return yard, a first for the Cardinal special teams units in 134 games, dating to the 2006 regular season finale against Cal. Stanford special teams coordinator Pete Alamar was the Golden Bears' special teams coordinator for that 2006 affair.



- 72 • Head coach David Shaw has 72 career wins, the most in Stanford history. Against Cal (Nov. 18), Shaw eclipsed the previous record set by Glenn “Pop” Warner (71 from 1924-32).
 - .768 • Stanford is 22-6 (.768) under head coach David Shaw in November.
 - 84 • Stanford’s 84 wins this decade rank fourth nationally and the most of any private school, ahead of TCU (73), USC (72), Notre Dame (68), Baylor (65) and Navy (65).
 - 82 • Stanford’s 82 wins against FBS opponents this decade ranks second nationally. Only Alabama (89) has more.
 - 49 • Stanford’s 49 regular-season conference wins are third-most nationally since David Shaw became head coach in 2011, behind Alabama (50) and Oklahoma (50).
 - 6 • Stanford and Alabama lead the nation as the only programs with six seasons of 10 or more wins against FBS opponents since 2010.
 - 6 • Stanford has advanced to six bowl games in as many seasons under head coach David Shaw. Only Alabama’s Nick Saban (10), Clemson’s Dabo Swinney (9) and Florida State’s Jimbo Fisher (7) have longer consecutive streaks dating to the tenure’s start with their current team.
 - 3 • Since the start of the 2012 season, Stanford is one of six FBS programs with at least three conference titles.
 - 8 • Stanford advanced to a school-record eighth straight bowl game in 2016, a streak that leads the Pac-12.
 - 35 • During the 2016 season, 35 former Cardinal received an NFL paycheck.
 - 33 • Stanford has produced 33 NFL draft picks since 2010, 12th-most by any program over that span.
 - 30 • No Pac-12 Conference team has had more NFL draftees over the past five years than Stanford’s 30.
 - 28 • Stanford had 28 former players make NFL opening day rosters in 2017, third-most of any Pac-12 team.
 - 30 • Stanford’s 2017 roster includes student-athletes from 30 states, and Austria.
 - 25 • Stanford’s 25 fifth- and fourth-year seniors are the most of any Pac-12 program.
 - 9 • Coaching continuity remains a hallmark of the program. Nine of 10 full-time coaches returned for 2017, the only change coming at running back, where Ron Gould replaced Lance Taylor, who became the Carolina Panthers’ wide receivers coach.
 - 6 • At least six foreign languages are spoken by the Cardinal -- French (Sean Barton, Peter Kalambayi and Osiris St. Brown), Samoan (Gabe Reid), Japanese (Jesse Burkett), German (Devery Hamilton and Osiris St. Brown) and Austrian German (Thomas Schaffer). Multiple student-athletes are fluent in Spanish.
 - 5 • Stanford (Asia, Australia and North America) is one of five programs to play a college football game on three different continents, joining Boston College, BYU, Cal and Notre Dame.
 - 3 • Stanford signed three of the nation’s top-10 recruits in the 2017 class. The Cardinal had corralled two such signees in the 15 previous years. Stanford is the first school in the modern era of college football recruiting services to sign the No. 1 quarterback, No. 1 offensive tackle and No. 1 tight end in the same class, earning the trifecta from both Scout and 247Sports.
 - 2 • Former Cardinal John Elway (Denver Broncos) and John Lynch (San Francisco 49ers) are NFL general managers. The other two schools with two NFL general managers? Connecticut and John Carroll.
- 19,940 • As the crow flies, Stanford will have traveled 19,940 miles before kicking off against Notre Dame on Nov. 25. The trip from Stanford’s campus to Sydney’s Allianz Stadium, where the Cardinal opened the season against Rice (Aug. 26), spanned 14,866 miles. A mere 642 round-trip miles separated Stanford Stadium from the Los Angeles Coliseum (at USC on Sept. 9), 858 from San Diego Stadium (at San Diego State on Sept. 16) and 1,198 from Rice-Eccles Stadium (at Utah on Oct. 7). Nearly 992 miles separated Stanford Stadium from Reser Stadium (at Oregon State on Oct. 26), and Washington State’s (Nov. 4) Martin Stadium is 692 miles away from The Farm.



2,085 • Of the 44,073 applicants -- the largest application pool in school history -- for Stanford's class of 2021, only 2,085 were admitted. The admitted students came from all 50 states and 82 countries.

625 • There are more than 625 registered student organizations at Stanford.

137 • Stanford claimed five national team championships during the past academic year, increasing its overall total to 137, including 113 NCAA titles. Recent NCAA crowns came in men's soccer, women's volleyball, women's swimming and diving, and women's water polo.

113 • The Cardinal and UCLA share the NCAA lead with 113 team titles.

97 • Nearly 97 percent of Stanford undergraduates live on campus, and there are an estimated 13,000 bikes at Stanford daily.

96 • Stanford received a graduation success rate of 96 percent from the NCAA in 2017 for football student-athletes, a total that paced all Pac-12 institutions and ranked 13 points higher than the next Pac-12 school (UCLA - 83 percent).

96 • Stanford's 8,180-acre campus is large enough to contain 96 Disneylands.

41 • Stanford, which sponsors 36 varsity sports, has won at least one NCAA team title in each of the past 41 academic years, representing the longest streak in NCAA history.

30 • The Stanford Concussion and Brain Performance Center is at the forefront of concussion and traumatic brain injury research, and is incorporating state of the art eye-tracking tests -- EYE-SYNC -- in all of its studies. The EYE-SYNC test is administered with customized eye tracking technology, called Dynamic Visual Synchronization Goggles. The eye tracking test lasts 30 seconds, and the results show the ability to focus -- a key problem after a concussion.

23 • Stanford won the 2016-17 Division I Learfield Sports Directors' Cup, extending its streak to 23 years of capturing the award presented to the most successful intercollegiate athletic department in the nation.

22.4 • As of 2016, Stanford's endowment eclipsed \$22.4 billion.

22 • Stanford requires students to declare a major before their junior year. Among the team's upperclassmen, 22 majors are represented. Majors are: civil engineering, communication, computer science, economics, history, human biology, international relations, Japanese, mechanical engineering, media studies, management science and engineering, philosophy, political science, product design, psychology, public policy, sociology, sustainable design and construction, symbolic systems, urban studies, and science, technology and society.

19 • The Stanford community includes 19 Nobel laureates.

6 • Stanford is one of six programs with at least one national championship in football, baseball and men's basketball. It is the only program with at least one national championship in football, baseball, men's basketball and women's basketball.



Depth Chart • Stanford vs. Notre Dame (as of Nov. 20)

Offense						
WR	19	Arcega-Whiteside, JJ	6-3	222	Jr.	International Relations
	8	Stewart, Donald	6-4	190	So.	Undeclared
TE	9	Schultz, Dalton	6-6	242	Sr.	Science, Tech. and Society
	82	Smith, Kaden	6-5	250	So.	Undeclared
	-or- 80	Harrington, Scooter	6-5	247	So.	Undeclared
	84	Parkinson, Colby	6-7	229	Fr.	Undeclared
LT	74	Hamilton, Devery	6-7	301	So.	Undeclared
	64	Bright, David	6-5	299	5th	Biomechanical Engineering
LG	64	Bright, David	6-5	299	5th	Biomechanical Engineering
	71	Fanaika, Brandon	6-3	315	Sr.	Science, Tech. and Society
C	73	Burkett, Jesse	6-4	304	Sr.	Symbolic Systems • Japanese
	65	Chaffin, Brian	6-2	288	Jr.	Science, Tech. and Society
RG	63	Herbig, Nate	6-4	339	So.	Undeclared
	54	Wilson, Nick	6-3	285	Jr.	Mechanical Engineering
RT	75	Hall, A.T.	6-5	297	Sr.	Science, Tech. and Society
	79	Sarell, Foster	6-7	309	Fr.	Undeclared
WR	2	Irwin, Trenton	6-2	205	Jr.	Science, Tech. and Society
	5	Wedington, Connor	6-0	190	Fr.	Undeclared
	4	Tyler, Jay	5-8	167	Jr.	Psychology
QB	3	Costello, K.J.	6-5	217	So.	Undeclared
	10	Chryst, Keller	6-5	234	Sr.	Science, Tech. and Society
	17	Burns, Ryan	6-5	230	5th	Media Studies
RB	20	Love, Bryce	5-10	196	Jr.	Human Biology
	-or- 22	Scarlett, Cameron	6-1	213	Jr.	Science, Tech. and Society
	-or- 23	Speights, Trevor	5-11	204	So.	Undeclared
	-or- 28	Maddox, Dorian	5-10	199	So.	Undeclared
FB	35	Marx, Daniel	6-2	255	Sr.	Public Policy
	6	Williams, Reagan	6-3	229	Jr.	Psychology

Defense						
DE	80	Cotton, Eric	6-6	262	5th	Civil Engineering
	51	Swann, Jovan	6-2	263	So.	Undeclared
DT	66	Phillips, Harrison	6-4	295	Sr.	Science, Tech. and Society • Sociology
	57	Williams, Michael	6-2	280	So.	Undeclared
DE	97	Jackson, Dylan	6-6	266	Jr.	Political Science
	91	Schaffer, Thomas	6-7	272	So.	Undeclared
OLB	34	Kalambayi, Peter	6-3	247	5th	Communication
	21	Robinson, Curtis	6-3	232	So.	Undeclared
	10	Fox, Jordan	6-3	223	So.	Undeclared
ILB	20	Okereke, Bobby	6-3	234	Sr.	Mgmt. Science and Engineering
	44	Palma, Kevin	6-2	248	5th	Sustainable Design and Construction
ILB	15	Perez, Jordan	6-2	221	Sr.	Science, Tech. and Society
	31	Branch, Mustafa	5-11	218	Jr.	Product Design
OLB	32	Alfieri, Joey	6-3	241	Sr.	Mgmt. Science and Engineering
	33	Tyler, Mike	6-5	236	5th	Mgmt. Science and Engineering
	52	Toohill, Casey	6-4	246	Jr.	Political Science
CB	4	Murphy, Alameen	5-11	192	Sr.	Science, Tech. and Society
	3	Antoine, Malik	5-11	189	So.	Undeclared
S	8	Reid, Justin	6-1	204	Jr.	Mgmt. Science and Engineering
	9	Edwards, Ben	6-0	199	Jr.	Science, Tech. and Society
S	5	Buncom, Frank	6-2	200	Jr.	Human Biology
	2	Simmons, Brandon	6-0	199	Sr.	Communication
CB	24	Meeks, Quenton	6-2	197	Jr.	Sociology
	3	Antoine, Malik	5-11	189	So.	Undeclared

Special Teams						
PK	26	Toner, Jet	6-3	200	So.	Undeclared
	37	Riccitelli, Collin	6-0	191	So.	Undeclared
P	14	Bailey, Jake	6-2	193	Jr.	Science, Tech. and Society
	27	Beall, Charlie	6-2	212	Jr.	History
LS	69	McNitzky, Richard	6-1	216	So.	Undeclared
	68	Keller, C.J.	6-3	214	Sr.	Symbolic Systems
SS	68	Keller, C.J.	6-3	214	Sr.	Symbolic Systems
	69	McNitzky, Richard	6-1	216	So.	Undeclared
HLD	14	Bailey, Jake	6-2	193	Jr.	Science, Tech. and Society
KOR	22	Scarlett, Cameron	6-1	213	Jr.	Science, Tech. and Society
	5	Wedington, Connor	6-0	190	Fr.	Undeclared
PR	4	Tyler, Jay	5-8	167	Jr.	Psychology
	2	Irwin, Trenton	6-2	205	Jr.	Science, Tech. and Society



Student-Athlete Profiles

QB		10 • Keller Chryst • 6-5 • 234 • Senior • Palo Alto, Calif. • Palo Alto • @KellerChryst										
		<ul style="list-style-type: none"> • Team captain • Majoring in science, technology and society • 9 of 13 starts on road or neutral site (11-2 overall, 4-0 at home) • Career-high three touchdowns passes vs. Oregon (in 2016 and 2017) • Father, Geep, coaches tight ends for Denver Broncos • Uncle, Paul Chryst, is head coach at Wisconsin 	PASSING	G	Att-Cmp-Int	Yds	TD	Lg	Pct	Avg/P	Avg/G	Effic
			2015	4	9-5-0	59	1	20	55.6	6.6	14.8	147.3
			2016	12	136-77-2	905	10	61	56.6	6.7	75.4	133.8
			2017	7	78-144-4	962	8	56	54.2	6.7	137.4	123.1
		TOTAL	23	160-289-6	1926	19	61	55.4	6.7	83.7	128.9	

QB		3 • K.J. Costello • 6-5 • 217 • Sophomore • Coto de Caza, Calif. • Santa Margarita Catholic • @kj_costello										
		<ul style="list-style-type: none"> • 3-1 as starter, first career start vs. Arizona State (Sept. 30) • Two of four starts vs. AP top 25 opponents • 5 of 9 passing, 25-yard touchdown run in debut vs. Rice (Aug. 26) • Four-star recruit • Held 19 school records at Santa Margarita Catholic (Calif.) • Broke Carson Palmer's high school record for career yards 	PASSING	G	Att-Cmp-Int	Yds	TD	Lg	Pct	Avg/P	Avg/G	Effic
			2017	8	85-140-2	993	5	40	60.7	7.1	124.1	129.2
			TOTAL	8	85-140-2	993	5	40	60.7	7.1	124.1	129.2

QB		17 • Ryan Burns • 6-5 • 230 • Fifth-Year Senior • Leesburg, Va. • Stone Bridge • @ryanburns16										
		<ul style="list-style-type: none"> • Earned undergraduate degree in science, technology and society • Earning master's degree in media studies • One touchdown pass in five of seven career starts • 10 straight completions to begin first career start vs. Kansas State • Caught 16-yard pass from Jay Tyler vs. Oregon (Oct. 14) • Older sister, Kelly, played volleyball at North Carolina State 	PASSING	G	Att-Cmp-Int	Yds	TD	Lg	Pct	Avg/P	Avg/G	Effic
			2014	2	1-1-0	13	0	13	100.0	13.0	6.5	209.2
			2015	4	0-0-0	0	0	0	0.0	0.0	0.0	0.0
			2016	11	167-102-7	1151	5	56	61.1	6.9	104.6	120.5
		2017	7	5-7-0	57	1	33	71.4	8.1	8.1	187.0	
		TOTAL	24	108-175-7	1221	6	56	61.7	7.0	50.9	123.6	

RB		20 • Bryce Love • 5-10 • 196 • Junior • Wake Forest, N.C. • Wake Forest • @blovee 20									
		<ul style="list-style-type: none"> • BryceLove20.com • #HeismanLove • Majoring in human biology, aspiring pediatrician, performs stem cell research • Nation-best 12 straight games with at least one touchdown • Set single-game school rushing record with 301 yards vs. Arizona State (Sept. 30) • USATF 13-14 year-old boys national record holder in 100m and 200m (21.83) • Brother, Chris, plays football at East Carolina, father played football and ran track at South Carolina 	RUSHING	G	Att	Yds	TD	Lg	Avg/C	Avg/G	
			2015	14	29	226	2	48	7.8	16.1	
			2016	12	111	783	3	59	7.1	65.2	
			2017	10	195	1723	16	75	8.8	172.3	
		TOTAL	36	335	2732	21	75	8.2	75.9		

RB		22 • Cameron Scarlett • 6-1 • 213 • Junior • Portland, Ore. • Central Catholic • @cam_scarlett11									
		<ul style="list-style-type: none"> • Majoring in science, technology and society (innovation and organization) • Three rushing touchdowns in season opener vs. Rice, 262 all-purpose yards vs. UCLA • Over 100 all-purpose yards in five games this season (262 vs. UCLA) • Brother, Brennan, plays professionally for the Houston Texans • Grandfather, great-grandfather, uncle and multiple cousins attended Stanford • Maternal grandfather, John Evans, was governor of Idaho from 1977-87 	RUSHING	G	Att	Yds	TD	Lg	Avg/C	Avg/G	
			2016	11	38	117	1	13	3.1	10.6	
			2017	11	73	352	6	62	4.8	32.0	
			TOTAL	22	111	469	7	62	4.2	21.3	

RB		23 • Trevor Speights • 5-11 • 204 • Sophomore • McAllen, Texas • Memorial • @tSpeightsRB								
		<ul style="list-style-type: none"> • Collegiate debut at San Diego State (Sept. 16) • Career-high eight carries for 61 rushing yards vs. Oregon (Oct. 14) • Four-star recruit by Scout, nation's 22nd-best running back by Scout and Rivals • Texas' fourth-best all-time leading rusher (9,868 career rushing yards and 120 touchdowns) • Father, John, played football at Maryville • Cousin, Marreese Speights, plays professional basketball 	RUSHING	G	Att	Yds	TD	Lg	Avg/C	Avg/G
			2017	8	28	107	0	21	3.8	13.4
			TOTAL	8	28	107	0	21	3.8	13.4


RB		25 • Dorian Maddox • 5-10 • 199 • Sophomore • Bowie, Md. • Gilman • @d_nicee009								
		<ul style="list-style-type: none"> • Maryland's 24th-best recruit by PrepStar • 2016 all-state first team • Led team to pair of state and league titles • Father, Wayne, played football at Gettysburg • Godfather, O.J. Anderson, played professional football • First-degree black belt in Kung Fu 	RUSHING	G	Att	Yds	TD	Lg	Avg/C	Avg/G
			2017	11	12	37	0	9	3.1	3.4
			TOTAL	11	12	37	0	9	3.1	3.4


FB		35 • Daniel Marx • 6-2 • 255 • Senior • Trabuco Canyon, Calif. • Mission Viejo								
		<ul style="list-style-type: none"> • Majoring in public policy • Interned for Dr. Condoleezza Rice • Missed six games due to injury in 2016 • 2015 All-Pac-12 honorable mention • Lettered in lacrosse as a prep • Guitarist 	RUSHING	G	Att	Yds	TD	Lg	Avg/C	Avg/G
			2014	12	3	6	0	5	2.0	0.5
			2015	11	0	0	0	0	0.0	0.0
			2016	7	1	1	0	1	1.0	0.1
			2017	11	1	0	0	0	0.0	0.0
		TOTAL	41	5	7	0	5	1.4	0.2	

FB		6 • Reagan Williams • 6-3 • 229 • Junior • Jackson, Ohio • Jackson • @RWilliams 6								
		<ul style="list-style-type: none"> • Majoring in psychology • Nation's second-best fullback by Rivals, third by Scout and 247Sports • Nation's 15th-best inside linebacker by PrepStar, 44th by ESPN • 176 pancake blocks as a prep • Father, Randy, was football team captain at Capital • Enjoys music production 	RUSHING	G	Att	Yds	TD	Lg	Avg/C	Avg/G
			2016	12	0	0	0	0	0.0	0.0
			2017	7	0	0	0	0	0.0	0.0
		TOTAL	19	0	0	0	0	0.0	0.0	





Student-Athlete Profiles

TE		9 • Dalton Schultz • 6-6 • 242 • Senior • South Jordan, Utah • Bingham • @BinghamBaller9									
		<ul style="list-style-type: none"> • Team captain • Majoring in science, technology and society • At least one catch in 18 of last 20 games • John Mackey Award watch list, 2016 All-Pac-12 honorable mention • Nation's top tight end by Scout and ESPN as a prep • YouTube sensation during recruiting process 	RECEIVING	G	Rec	Yds	TD	Lg	Rec/G	Avg/C	Avg/G
			2015	14	10	121	1	22	0.7	12.1	8.6
			2016	13	23	222	1	24	1.8	9.7	17.1
			2017	10	17	181	2	31	1.7	10.6	18.1
		TOTAL	37	50	524	4	31	1.4	10.5	14.2	


TE		82 • Kaden Smith • 6-5 • 250 • Sophomore • Flower Mound, Texas • Marcus • @TheKadenSmith									
		<ul style="list-style-type: none"> • First career touchdown catch in season opener vs. Rice • At least one catch in eight games this season • Nation's second-best tight end by Scout and 247Sports, third by Rivals • 2016 Under Armour All-America Game (144 career receptions for 2,260 yards as a prep) • Former world record holder for most one-handed football catches in one minute • Father, Mark, played football at Willamette 	RECEIVING	G	Rec	Yds	TD	Lg	Rec/G	Avg/C	Avg/G
			2017	11	16	269	2	54	1.5	16.8	24.5
			TOTAL	11	16	269	2	54	1.5	16.8	24.5


TE		80 • Scooter Harrington • 6-5 • 247 • Sophomore • Riverside, Conn. • Greenwich • @scootalilcloser									
		<ul style="list-style-type: none"> • National Football Foundation National High School Scholar-Athlete • Connecticut's top recruit by ESPN and PrepStar • 2016 Under Armour All-America • Father, Scott, played football at Boston College • Mother, Kathy, played softball at Boston College • Older brother, Jack, plays lacrosse at Duke 	RECEIVING	G	Rec	Yds	TD	Lg	Rec/G	Avg/C	Avg/G
			2017	8	3	10	0	6	0.4	3.3	1.2
			TOTAL	8	3	10	0	6	0.4	3.3	1.2


TE		84 • Colby Parkinson • 6-7 • 229 • Freshman • Simi Valley, Calif. • Oaks Christian • @CJ51									
		<ul style="list-style-type: none"> • Touchdown catch on first play of collegiate career vs. Rice • Five-star recruit by 247Sports and PrepStar • Nation's top-ranked tight end by Scout, second-ranked Y-tight end by ESPN • 1,280 career receiving yards on 80 receptions for eight touchdowns as a prep • 2017 U.S. Army All-America, 2016 USA Today All-USA first team • Enjoys playing guitar and ukulele 	RECEIVING	G	Rec	Yds	TD	Lg	Rec/G	Avg/C	Avg/G
			2017	11	9	86	4	24	0.8	9.6	7.8
			TOTAL	11	9	86	4	24	0.8	9.6	7.8

WR		4 • Jay Tyler • 5-8 • 170 • Junior • Gretna, La. • Isidore Newman • @jtyler1596									
		<ul style="list-style-type: none"> • Majoring in psychology • High school-record 127 career touchdowns • Joined Peyton Manning as high school's only two-time team captain • Father, Herbert, was four-year starting quarterback at LSU • Enjoys cooking, photo editing and drawing • Percussionist in high school's concert band 	RECEIVING	G	Rec	Yds	TD	Lg	Rec/G	Avg/C	Avg/G
			2016	7	0	0	0	0	0.0	0.0	0.0
			2017	10	0	0	0	0	0.0	0.0	0.0
		TOTAL	17	0	0	0	0.0	0.0	0.0		

WR		19 • JJ Arcega-Whiteside • 6-3 • 222 • Junior • Inman, S.C. • Dorman • @jarcega 22									
		<ul style="list-style-type: none"> • Majoring in international relations • Four career 100-yard receiving games (two in 2017) • Team-high five receiving touchdowns in 2016 (and team-high five in 2017) • 2014 South Carolina Gatorade Player of the Year • Learned English as third language • Born in Zaragoza, Spain; both parents played basketball professionally overseas 	RECEIVING	G	Rec	Yds	TD	Lg	Rec/G	Avg/C	Avg/G
			2016	12	24	379	5	61	2.0	15.8	31.6
			2017	9	37	595	5	40	4.1	16.1	66.1
		TOTAL	21	61	974	10	61	2.9	16.0	46.4	

WR		2 • Trent Irwin • 6-2 • 205 • Junior • Valencia, Calif. • Hart • @trenton 4									
		<ul style="list-style-type: none"> • Majoring in science, technology and society (nature and environment) • At least one catch in 25 straight games • 2016 Pac-12 All-Academic honorable mention • Five-star recruit by Rivals and PrepStar • Owns and wears over 130 football and basketball jerseys • Child actor (YouTube -- "Kraft Velveeta and Rotel") 	RECEIVING	G	Rec	Yds	TD	Lg	Rec/G	Avg/C	Avg/G
			2015	14	12	150	0	20	0.9	12.5	10.7
			2016	13	37	442	1	30	2.8	11.9	34.0
			2017	11	37	402	1	30	3.4	10.9	36.5
		TOTAL	38	86	994	2	30	2.3	11.6	26.2	

WR		8 • Donald Stewart • 6-4 • 190 • Sophomore • Hillside, N.J. • Paramus Catholic • @Donald_Stewart8									
		<ul style="list-style-type: none"> • Only Cardinal true freshman receiver to play in 2016 • First career catch for eight yards vs. Washington State in 2016 • New Jersey's 11th-best recruit by PrepStar, 13th by Rivals, 18th by ESPN • Varsity letters in football, basketball and track as a prep • 33 receptions for 702 yards and 12 touchdowns as a senior • Drummer 	RECEIVING	G	Rec	Yds	TD	Lg	Rec/G	Avg/C	Avg/G
			2016	10	2	17	0	9	0.2	8.5	1.7
			2017	11	10	121	0	41	0.9	12.1	11.0
		TOTAL	21	12	138	0	41	0.6	11.5	6.6	

WR		5 • Connor Wedington • 6-0 • 190 • Freshman • Lake Tapps, Wash. • Sumner • @ConnorWedington									
		<ul style="list-style-type: none"> • At least one catch in all 10 career games • Six receptions for 82 yards in career debut vs. Rice • Consensus four-star recruit • High school-record 4,035 career rushing yards and 69 career touchdowns • Brother, Triston, played football at Central Washington • Announced commitment to Stanford while snowboarding in viral video 	RECEIVING	G	Rec	Yds	TD	Lg	Rec/G	Avg/C	Avg/G
			2017	10	25	190	0	33	2.5	7.6	19.0
			TOTAL	10	25	190	0	33	2.5	7.6	19.0








Student-Athlete Profiles

OT		<p>72 • Walker Little • 6-7 • 304 • Freshman • Houston, Texas • Episcopal • @walkerlittle45</p> <ul style="list-style-type: none"> • Made first career start at San Diego State, started six games this season • Stanford's first true freshman to start at left tackle since 2000 (Kirk Chambers) • Consensus five-star recruit • Nation's top-ranked recruit by 247Sports, fourth by Scout, seventh by Rivals • Grandfather, Gene Little, played football at Rice and professionally for the New York Giants • Sixth-generation Texan 	<table border="1"> <thead> <tr> <th>PARTICIPATION</th> <th>G</th> <th>GS</th> </tr> </thead> <tbody> <tr> <td>2017</td> <td>8</td> <td>6</td> </tr> <tr> <td>TOTAL</td> <td>8</td> <td>6</td> </tr> </tbody> </table>	PARTICIPATION	G	GS	2017	8	6	TOTAL	8	6									
PARTICIPATION	G	GS																			
2017	8	6																			
TOTAL	8	6																			
OT		<p>75 • A.T. Hall • 6-5 • 297 • Senior • Glendale, Ariz. • Brophy</p> <ul style="list-style-type: none"> • Majoring in science, technology and society • Full-time starter moved to left tackle after first two games of 2016 • Played in nine games as a sophomore in 2015, including Pac-12 Championship Game and Rose Bowl • Father, Travis, played football at BYU, professionally for Atlanta (1995-04) and San Francisco (2005) • Rebuilds cars and computers in spare time • Avid fisherman 	<table border="1"> <thead> <tr> <th>PARTICIPATION</th> <th>G</th> <th>GS</th> </tr> </thead> <tbody> <tr> <td>2015</td> <td>9</td> <td>0</td> </tr> <tr> <td>2016</td> <td>13</td> <td>13</td> </tr> <tr> <td>2017</td> <td>10</td> <td>9</td> </tr> <tr> <td>TOTAL</td> <td>32</td> <td>22</td> </tr> </tbody> </table>	PARTICIPATION	G	GS	2015	9	0	2016	13	13	2017	10	9	TOTAL	32	22			
PARTICIPATION	G	GS																			
2015	9	0																			
2016	13	13																			
2017	10	9																			
TOTAL	32	22																			
OT		<p>74 • Devery Hamilton • 6-7 • 301 • Sophomore • Ellicott City, Md. • Gilman • @D_Hamilton19</p> <ul style="list-style-type: none"> • First career start in season opener vs. Rice • Four-star recruit by Scout, Rivals and 247Sports • Nation's 10th-best offensive tackle by Scout • Born in Stuttgart, Germany (moved from Germany to United States in 2007) • Father, Devery, played basketball at Erie Community • Aspired to attend Stanford since fifth grade 	<table border="1"> <thead> <tr> <th>PARTICIPATION</th> <th>G</th> <th>GS</th> </tr> </thead> <tbody> <tr> <td>2016</td> <td>0</td> <td>0</td> </tr> <tr> <td>2017</td> <td>9</td> <td>5</td> </tr> <tr> <td>TOTAL</td> <td>9</td> <td>5</td> </tr> </tbody> </table>	PARTICIPATION	G	GS	2016	0	0	2017	9	5	TOTAL	9	5						
PARTICIPATION	G	GS																			
2016	0	0																			
2017	9	5																			
TOTAL	9	5																			
OG		<p>63 • Nate Herbig • 6-4 • 339 • Sophomore • Kalaheo, Hawaii • Saint Louis • @nate_herbig</p> <ul style="list-style-type: none"> • First Cardinal freshman to start on offensive line since 2012, second since 2000 • Forced a fumble in first career start at Arizona in 2016 • Nickname is "Big Island" • Nation's 12th-best center by Scout, 38th-best offensive guard by Rivals • Born in Lihue, Hawaii • Father, Bruce, played football and basketball at Lewis and Clark 	<table border="1"> <thead> <tr> <th>PARTICIPATION</th> <th>G</th> <th>GS</th> </tr> </thead> <tbody> <tr> <td>2016</td> <td>13</td> <td>6</td> </tr> <tr> <td>2017</td> <td>10</td> <td>10</td> </tr> <tr> <td>TOTAL</td> <td>23</td> <td>16</td> </tr> </tbody> </table>	PARTICIPATION	G	GS	2016	13	6	2017	10	10	TOTAL	23	16						
PARTICIPATION	G	GS																			
2016	13	6																			
2017	10	10																			
TOTAL	23	16																			
OG		<p>71 • Brandon Fanaika • 6-3 • 315 • Senior • Pleasant Grove, Utah • Pleasant Grove • @BFanaika</p> <ul style="list-style-type: none"> • Majoring in science, technology and society • Signed with Stanford in 2011 before spending two years on church mission • Seven siblings • Brother, Jason, played at Utah and professionally for San Francisco 49ers • Utah's top recruit by Rivals • Married wife, Hannah, in 2017 	<table border="1"> <thead> <tr> <th>PARTICIPATION</th> <th>G</th> <th>GS</th> </tr> </thead> <tbody> <tr> <td>2015</td> <td>13</td> <td>0</td> </tr> <tr> <td>2016</td> <td>9</td> <td>6</td> </tr> <tr> <td>2017</td> <td>10</td> <td>3</td> </tr> <tr> <td>TOTAL</td> <td>32</td> <td>9</td> </tr> </tbody> </table>	PARTICIPATION	G	GS	2015	13	0	2016	9	6	2017	10	3	TOTAL	32	9			
PARTICIPATION	G	GS																			
2015	13	0																			
2016	9	6																			
2017	10	3																			
TOTAL	32	9																			
OG		<p>64 • David Bright • 6-5 • 299 • Fifth-Year Senior • Yorba Linda, Calif. • Mater Dei</p> <ul style="list-style-type: none"> • Team captain • Majoring in biomechanical engineering • Studied biomechanics of bird flight during offseason • Played in all but one game over last four seasons • Three-time Pac-12 All-Academic honorable mention • California's 85th-best overall prospect by Rivals, 86th-best by Scout 	<table border="1"> <thead> <tr> <th>PARTICIPATION</th> <th>G</th> <th>GS</th> </tr> </thead> <tbody> <tr> <td>2014</td> <td>13</td> <td>0</td> </tr> <tr> <td>2015</td> <td>14</td> <td>0</td> </tr> <tr> <td>2016</td> <td>12</td> <td>10</td> </tr> <tr> <td>2017</td> <td>11</td> <td>11</td> </tr> <tr> <td>TOTAL</td> <td>50</td> <td>21</td> </tr> </tbody> </table>	PARTICIPATION	G	GS	2014	13	0	2015	14	0	2016	12	10	2017	11	11	TOTAL	50	21
PARTICIPATION	G	GS																			
2014	13	0																			
2015	14	0																			
2016	12	10																			
2017	11	11																			
TOTAL	50	21																			
OG		<p>54 • Nick Wilson • 6-3 • 285 • Junior • Milton, Ga. • Milton • @StanfordOL54</p> <ul style="list-style-type: none"> • Majoring in mechanical engineering • Played football, track and field, and lacrosse as a prep • Four-star recruit by Rivals, ESPN and PrepStar • Nation's ninth-best offensive guard by Rivals • Georgia's 14th-best recruit by Rivals • Second in 2013 state unlimited class weightlifting championship 	<table border="1"> <thead> <tr> <th>PARTICIPATION</th> <th>G</th> <th>GS</th> </tr> </thead> <tbody> <tr> <td>2016</td> <td>13</td> <td>0</td> </tr> <tr> <td>2017</td> <td>11</td> <td>1</td> </tr> <tr> <td>TOTAL</td> <td>24</td> <td>1</td> </tr> </tbody> </table>	PARTICIPATION	G	GS	2016	13	0	2017	11	1	TOTAL	24	1						
PARTICIPATION	G	GS																			
2016	13	0																			
2017	11	1																			
TOTAL	24	1																			
C		<p>73 • Jesse Burkett • 6-4 • 304 • Senior • St. Augustine, Fla. • Bartram Trail • @JesseBurkett76</p> <ul style="list-style-type: none"> • Double major in Japanese and symbolic systems • 24 straight starts (all at center) • 2016 CoSIDA Academic All-District • Two-time Pac-12 All-Academic • Four-star recruit by ESPN • Father, Bill, played football at Brown 	<table border="1"> <thead> <tr> <th>PARTICIPATION</th> <th>G</th> <th>GS</th> </tr> </thead> <tbody> <tr> <td>2015</td> <td>5</td> <td>0</td> </tr> <tr> <td>2016</td> <td>13</td> <td>13</td> </tr> <tr> <td>2017</td> <td>11</td> <td>11</td> </tr> <tr> <td>TOTAL</td> <td>29</td> <td>24</td> </tr> </tbody> </table>	PARTICIPATION	G	GS	2015	5	0	2016	13	13	2017	11	11	TOTAL	29	24			
PARTICIPATION	G	GS																			
2015	5	0																			
2016	13	13																			
2017	11	11																			
TOTAL	29	24																			



Student-Athlete Profiles

DE		80 • Eric Cotton • 6-6 • 262 • Fifth-Year Senior • Nampa, Idaho • Columbia • @ForLifeEric	<ul style="list-style-type: none"> • Majoring in civil engineering • Transitioned to defensive line from tight end in 2015 • Idaho's top prospect by 247Sports, second by Scout and third by ESPN • Father, Eric, played basketball at College of the Sequoias • Sister, Shaniece played basketball at Walla Walla Community College • Helped build Stanford's Home of Champions (hall of fame) in summer of 2017 	<table border="1"> <thead> <tr> <th>TACKLES</th> <th>G</th> <th>UA</th> <th>A</th> <th>Total</th> <th>TFL</th> <th>PD</th> <th>FF</th> <th>FR</th> <th>Blkd</th> <th>QBH</th> </tr> </thead> <tbody> <tr> <td>2014</td> <td>13</td> <td>0</td> <td>1</td> <td>1</td> <td>0.0</td> <td>0</td> <td>0</td> <td>0</td> <td>0</td> <td>0</td> </tr> <tr> <td>2015</td> <td>1</td> <td>1</td> <td>0</td> <td>1</td> <td>0.0</td> <td>0</td> <td>0</td> <td>0</td> <td>0</td> <td>0</td> </tr> <tr> <td>2016</td> <td>11</td> <td>4</td> <td>0</td> <td>4</td> <td>1.0</td> <td>0</td> <td>0</td> <td>0</td> <td>0</td> <td>0</td> </tr> <tr> <td>2017</td> <td>11</td> <td>9</td> <td>20</td> <td>29</td> <td>4.0</td> <td>0</td> <td>0</td> <td>0</td> <td>0</td> <td>2</td> </tr> <tr> <td>TOTAL</td> <td>36</td> <td>14</td> <td>21</td> <td>35</td> <td>5.0</td> <td>0</td> <td>0</td> <td>0</td> <td>0</td> <td>2</td> </tr> </tbody> </table>	TACKLES	G	UA	A	Total	TFL	PD	FF	FR	Blkd	QBH	2014	13	0	1	1	0.0	0	0	0	0	0	2015	1	1	0	1	0.0	0	0	0	0	0	2016	11	4	0	4	1.0	0	0	0	0	0	2017	11	9	20	29	4.0	0	0	0	0	2	TOTAL	36	14	21	35	5.0	0	0	0	0	2
		TACKLES	G	UA	A	Total	TFL	PD	FF	FR	Blkd	QBH																																																										
2014	13	0	1	1	0.0	0	0	0	0	0																																																												
2015	1	1	0	1	0.0	0	0	0	0	0																																																												
2016	11	4	0	4	1.0	0	0	0	0	0																																																												
2017	11	9	20	29	4.0	0	0	0	0	2																																																												
TOTAL	36	14	21	35	5.0	0	0	0	0	2																																																												
DE		97 • Dylan Jackson • 6-6 • 266 • Junior • Maryville, Tenn. • Maryville • @Dylan_Jackson79	<ul style="list-style-type: none"> • Majoring in political science • Career-high seven tackles, first career sack vs. Arizona State (Sept. 30) • 2016 Pac-12 All-Academic second team • Tennessee's 11th-best recruit by PrepStar, 15th by ESPN • Led prep team to three state titles • Enjoys clay pigeon shooting 	<table border="1"> <thead> <tr> <th>TACKLES</th> <th>G</th> <th>UA</th> <th>A</th> <th>Total</th> <th>TFL</th> <th>PD</th> <th>FF</th> <th>FR</th> <th>Blkd</th> <th>QBH</th> </tr> </thead> <tbody> <tr> <td>2016</td> <td>13</td> <td>11</td> <td>3</td> <td>14</td> <td>1.0</td> <td>0</td> <td>0</td> <td>1</td> <td>0</td> <td>1</td> </tr> <tr> <td>2017</td> <td>11</td> <td>5</td> <td>22</td> <td>27</td> <td>1.5</td> <td>0</td> <td>0</td> <td>1</td> <td>0</td> <td>1</td> </tr> <tr> <td>TOTAL</td> <td>24</td> <td>16</td> <td>25</td> <td>41</td> <td>2.5</td> <td>0</td> <td>0</td> <td>2</td> <td>0</td> <td>2</td> </tr> </tbody> </table>	TACKLES	G	UA	A	Total	TFL	PD	FF	FR	Blkd	QBH	2016	13	11	3	14	1.0	0	0	1	0	1	2017	11	5	22	27	1.5	0	0	1	0	1	TOTAL	24	16	25	41	2.5	0	0	2	0	2																						
		TACKLES	G	UA	A	Total	TFL	PD	FF	FR	Blkd	QBH																																																										
2016	13	11	3	14	1.0	0	0	1	0	1																																																												
2017	11	5	22	27	1.5	0	0	1	0	1																																																												
TOTAL	24	16	25	41	2.5	0	0	2	0	2																																																												
DE		51 • Jovan Swann • 6-2 • 263 • Sophomore • Greenwood, Ind. • Center Grove • @jswann	<ul style="list-style-type: none"> • Interception vs. Rice in first collegiate game • First career sack and career-high six tackles vs. Oregon (Oct. 14) • Nation's 34th-best defensive tackle by Scout • Indiana's fifth-best recruit by ESPN • 2015 Indiana Defensive Player of the Year • Enjoys cooking 	<table border="1"> <thead> <tr> <th>TACKLES</th> <th>G</th> <th>UA</th> <th>A</th> <th>Total</th> <th>TFL</th> <th>PD</th> <th>FF</th> <th>FR</th> <th>Blkd</th> <th>QBH</th> </tr> </thead> <tbody> <tr> <td>2017</td> <td>11</td> <td>4</td> <td>11</td> <td>15</td> <td>2.5</td> <td>1</td> <td>1</td> <td>0</td> <td>0</td> <td>2</td> </tr> <tr> <td>TOTAL</td> <td>11</td> <td>4</td> <td>11</td> <td>15</td> <td>2.5</td> <td>1</td> <td>1</td> <td>0</td> <td>0</td> <td>2</td> </tr> </tbody> </table>	TACKLES	G	UA	A	Total	TFL	PD	FF	FR	Blkd	QBH	2017	11	4	11	15	2.5	1	1	0	0	2	TOTAL	11	4	11	15	2.5	1	1	0	0	2																																	
		TACKLES	G	UA	A	Total	TFL	PD	FF	FR	Blkd	QBH																																																										
2017	11	4	11	15	2.5	1	1	0	0	2																																																												
TOTAL	11	4	11	15	2.5	1	1	0	0	2																																																												
DE		91 • Thomas Schaffer • 6-7 • 272 • Sophomore • Vienna, Austria • Lake Forest Academy (Ill.) • @ThSchaffer	<ul style="list-style-type: none"> • First Austrian ever to play FBS football • Team Austria's youngest player ever • Nation's 21st-best strong-side defensive end by 247Sports • Illinois' ninth-best recruit by ESPN • Lettered in football and volleyball as a prep • Enjoys solving Rubik's Cubes and playing the ukulele 	<table border="1"> <thead> <tr> <th>TACKLES</th> <th>G</th> <th>UA</th> <th>A</th> <th>Total</th> <th>TFL</th> <th>PD</th> <th>FF</th> <th>FR</th> <th>Blkd</th> <th>QBH</th> </tr> </thead> <tbody> <tr> <td>2017</td> <td>2</td> <td>0</td> <td>1</td> <td>1</td> <td>0.0</td> <td>0</td> <td>0</td> <td>0</td> <td>0</td> <td>0</td> </tr> <tr> <td>TOTAL</td> <td>2</td> <td>0</td> <td>1</td> <td>1</td> <td>0.0</td> <td>0</td> <td>0</td> <td>0</td> <td>0</td> <td>0</td> </tr> </tbody> </table>	TACKLES	G	UA	A	Total	TFL	PD	FF	FR	Blkd	QBH	2017	2	0	1	1	0.0	0	0	0	0	0	TOTAL	2	0	1	1	0.0	0	0	0	0	0																																	
		TACKLES	G	UA	A	Total	TFL	PD	FF	FR	Blkd	QBH																																																										
2017	2	0	1	1	0.0	0	0	0	0	0																																																												
TOTAL	2	0	1	1	0.0	0	0	0	0	0																																																												
DT		66 • Harrison Phillips • 6-4 • 295 • Senior • Omaha, Neb. • Millard West • @HorribleHarry66	<ul style="list-style-type: none"> • Team captain, leads team in tackles, sacks, tackles for loss, forced fumbles, fumble recoveries • Double major in sociology and science, technology and society • Set to graduate in December (two quarters early) • 2016 Pac-12 All-Academic first team, 2017 Allstate Good Works Team • 2013 Junior National heavyweight champion in wrestling • Jersey number represents the 66 books in the Bible 	<table border="1"> <thead> <tr> <th>TACKLES</th> <th>G</th> <th>UA</th> <th>A</th> <th>Total</th> <th>TFL</th> <th>PD</th> <th>FF</th> <th>FR</th> <th>Blkd</th> <th>QBH</th> </tr> </thead> <tbody> <tr> <td>2014</td> <td>6</td> <td>4</td> <td>5</td> <td>9</td> <td>2.0</td> <td>0</td> <td>0</td> <td>0</td> <td>0</td> <td>0</td> </tr> <tr> <td>2015</td> <td>1</td> <td>0</td> <td>0</td> <td>0</td> <td>0.0</td> <td>1</td> <td>0</td> <td>0</td> <td>0</td> <td>0</td> </tr> <tr> <td>2016</td> <td>12</td> <td>19</td> <td>27</td> <td>46</td> <td>9.5</td> <td>1</td> <td>0</td> <td>0</td> <td>0</td> <td>3</td> </tr> <tr> <td>2017</td> <td>11</td> <td>28</td> <td>51</td> <td>79</td> <td>13.0</td> <td>0</td> <td>2</td> <td>2</td> <td>1</td> <td>6</td> </tr> <tr> <td>TOTAL</td> <td>30</td> <td>51</td> <td>83</td> <td>134</td> <td>24.5</td> <td>2</td> <td>2</td> <td>2</td> <td>1</td> <td>9</td> </tr> </tbody> </table>	TACKLES	G	UA	A	Total	TFL	PD	FF	FR	Blkd	QBH	2014	6	4	5	9	2.0	0	0	0	0	0	2015	1	0	0	0	0.0	1	0	0	0	0	2016	12	19	27	46	9.5	1	0	0	0	3	2017	11	28	51	79	13.0	0	2	2	1	6	TOTAL	30	51	83	134	24.5	2	2	2	1	9
		TACKLES	G	UA	A	Total	TFL	PD	FF	FR	Blkd	QBH																																																										
2014	6	4	5	9	2.0	0	0	0	0	0																																																												
2015	1	0	0	0	0.0	1	0	0	0	0																																																												
2016	12	19	27	46	9.5	1	0	0	0	3																																																												
2017	11	28	51	79	13.0	0	2	2	1	6																																																												
TOTAL	30	51	83	134	24.5	2	2	2	1	9																																																												
DT		57 • Michael Williams • 6-2 • 280 • Sophomore • Fort Worth, Texas • All Saints' Episcopal • @mike_williams52	<ul style="list-style-type: none"> • Four-star recruit by Scout, ESPN and PrepStar • Nation's 17th-best defensive tackle by PrepStar • Texas' 23rd-best recruit by PrepStar • 64 tackles, 4.5 sacks as a senior in high school • Led team to three state titles • Cousin, Christopher Douglas, played football at Rice 	<table border="1"> <thead> <tr> <th>TACKLES</th> <th>G</th> <th>UA</th> <th>A</th> <th>Total</th> <th>TFL</th> <th>PD</th> <th>FF</th> <th>FR</th> <th>Blkd</th> <th>QBH</th> </tr> </thead> <tbody> <tr> <td>2017</td> <td>10</td> <td>0</td> <td>5</td> <td>5</td> <td>0.0</td> <td>0</td> <td>0</td> <td>0</td> <td>0</td> <td>0</td> </tr> <tr> <td>TOTAL</td> <td>10</td> <td>0</td> <td>5</td> <td>5</td> <td>0.0</td> <td>0</td> <td>0</td> <td>0</td> <td>0</td> <td>0</td> </tr> </tbody> </table>	TACKLES	G	UA	A	Total	TFL	PD	FF	FR	Blkd	QBH	2017	10	0	5	5	0.0	0	0	0	0	0	TOTAL	10	0	5	5	0.0	0	0	0	0	0																																	
		TACKLES	G	UA	A	Total	TFL	PD	FF	FR	Blkd	QBH																																																										
2017	10	0	5	5	0.0	0	0	0	0	0																																																												
TOTAL	10	0	5	5	0.0	0	0	0	0	0																																																												
ILB OLB		32 • Joey Alfieri • 6-3 • 241 • Senior • Portland, Ore. • Jesuit • @jalfier14	<ul style="list-style-type: none"> • Majoring in management science and engineering • First two career interceptions at Oregon in 2016 • 2016 All-Pac-12 honorable mention • Father, Phil, played football at Oregon State • Mother, Kelly, ran track at Oregon State • Brother, Nick, played football at Georgetown 	<table border="1"> <thead> <tr> <th>TACKLES</th> <th>G</th> <th>UA</th> <th>A</th> <th>Total</th> <th>TFL</th> <th>PD</th> <th>FF</th> <th>FR</th> <th>Blkd</th> <th>QBH</th> </tr> </thead> <tbody> <tr> <td>2015</td> <td>14</td> <td>23</td> <td>17</td> <td>40</td> <td>7.0</td> <td>0</td> <td>0</td> <td>1</td> <td>0</td> <td>5</td> </tr> <tr> <td>2016</td> <td>13</td> <td>30</td> <td>21</td> <td>51</td> <td>10.5</td> <td>3</td> <td>1</td> <td>0</td> <td>0</td> <td>9</td> </tr> <tr> <td>2017</td> <td>11</td> <td>15</td> <td>17</td> <td>32</td> <td>3.5</td> <td>0</td> <td>0</td> <td>0</td> <td>0</td> <td>1</td> </tr> <tr> <td>TOTAL</td> <td>38</td> <td>68</td> <td>55</td> <td>123</td> <td>21.0</td> <td>3</td> <td>1</td> <td>1</td> <td>0</td> <td>15</td> </tr> </tbody> </table>	TACKLES	G	UA	A	Total	TFL	PD	FF	FR	Blkd	QBH	2015	14	23	17	40	7.0	0	0	1	0	5	2016	13	30	21	51	10.5	3	1	0	0	9	2017	11	15	17	32	3.5	0	0	0	0	1	TOTAL	38	68	55	123	21.0	3	1	1	0	15											
		TACKLES	G	UA	A	Total	TFL	PD	FF	FR	Blkd	QBH																																																										
2015	14	23	17	40	7.0	0	0	1	0	5																																																												
2016	13	30	21	51	10.5	3	1	0	0	9																																																												
2017	11	15	17	32	3.5	0	0	0	0	1																																																												
TOTAL	38	68	55	123	21.0	3	1	1	0	15																																																												
ILB		44 • Kevin Palma • 6-2 • 248 • Fifth-Year Senior • Pixley, Calif. • Mission Oak • @KevinPalma85	<ul style="list-style-type: none"> • Earned undergraduate degree in architectural design (same as Andrew Luck) • Pursuing master's degree in sustainable design and construction • Career-high six tackles on three occasions (last at UCLA in 2016) • 2016 All-Pac-12 honorable mention • 2016 Pac-12 All-Academic honorable mention • Four-star recruit by Scout and 247Sports 	<table border="1"> <thead> <tr> <th>TACKLES</th> <th>G</th> <th>UA</th> <th>A</th> <th>Total</th> <th>TFL</th> <th>PD</th> <th>FF</th> <th>FR</th> <th>Blkd</th> <th>QBH</th> </tr> </thead> <tbody> <tr> <td>2014</td> <td>11</td> <td>8</td> <td>10</td> <td>18</td> <td>1.5</td> <td>0</td> <td>0</td> <td>0</td> <td>0</td> <td>1</td> </tr> <tr> <td>2015</td> <td>14</td> <td>16</td> <td>28</td> <td>44</td> <td>1.5</td> <td>0</td> <td>0</td> <td>0</td> <td>0</td> <td>1</td> </tr> <tr> <td>2016</td> <td>13</td> <td>19</td> <td>21</td> <td>40</td> <td>1.5</td> <td>2</td> <td>0</td> <td>0</td> <td>0</td> <td>2</td> </tr> <tr> <td>2017</td> <td>11</td> <td>2</td> <td>11</td> <td>13</td> <td>1.0</td> <td>1</td> <td>0</td> <td>1</td> <td>0</td> <td>0</td> </tr> <tr> <td>TOTAL</td> <td>56</td> <td>48</td> <td>71</td> <td>119</td> <td>5.5</td> <td>3</td> <td>0</td> <td>1</td> <td>0</td> <td>4</td> </tr> </tbody> </table>	TACKLES	G	UA	A	Total	TFL	PD	FF	FR	Blkd	QBH	2014	11	8	10	18	1.5	0	0	0	0	1	2015	14	16	28	44	1.5	0	0	0	0	1	2016	13	19	21	40	1.5	2	0	0	0	2	2017	11	2	11	13	1.0	1	0	1	0	0	TOTAL	56	48	71	119	5.5	3	0	1	0	4
		TACKLES	G	UA	A	Total	TFL	PD	FF	FR	Blkd	QBH																																																										
2014	11	8	10	18	1.5	0	0	0	0	1																																																												
2015	14	16	28	44	1.5	0	0	0	0	1																																																												
2016	13	19	21	40	1.5	2	0	0	0	2																																																												
2017	11	2	11	13	1.0	1	0	1	0	0																																																												
TOTAL	56	48	71	119	5.5	3	0	1	0	4																																																												
ILB		20 • Bobby Okereke • 6-3 • 234 • Senior • Santa Ana, Calif. • Foothill • @BobbyOkereke	<ul style="list-style-type: none"> • Majoring in management, science and engineering • At least five tackles in 10 straight games, career-high 11 vs. #9 Washington (Nov. 10) • 52-yard pick-six at Washington State (Nov. 4) • Eagle Scout • First generation American • Performed in Carnegie Hall with high school choir 	<table border="1"> <thead> <tr> <th>TACKLES</th> <th>G</th> <th>UA</th> <th>A</th> <th>Total</th> <th>TFL</th> <th>PD</th> <th>FF</th> <th>FR</th> <th>Blkd</th> <th>QBH</th> </tr> </thead> <tbody> <tr> <td>2015</td> <td>11</td> <td>2</td> <td>5</td> <td>7</td> <td>0.0</td> <td>1</td> <td>0</td> <td>0</td> <td>0</td> <td>0</td> </tr> <tr> <td>2016</td> <td>13</td> <td>12</td> <td>29</td> <td>41</td> <td>4.0</td> <td>1</td> <td>0</td> <td>0</td> <td>0</td> <td>1</td> </tr> <tr> <td>2017</td> <td>11</td> <td>37</td> <td>36</td> <td>73</td> <td>5.0</td> <td>1</td> <td>1</td> <td>0</td> <td>0</td> <td>3</td> </tr> <tr> <td>TOTAL</td> <td>35</td> <td>51</td> <td>70</td> <td>121</td> <td>9.0</td> <td>3</td> <td>1</td> <td>0</td> <td>0</td> <td>4</td> </tr> </tbody> </table>	TACKLES	G	UA	A	Total	TFL	PD	FF	FR	Blkd	QBH	2015	11	2	5	7	0.0	1	0	0	0	0	2016	13	12	29	41	4.0	1	0	0	0	1	2017	11	37	36	73	5.0	1	1	0	0	3	TOTAL	35	51	70	121	9.0	3	1	0	0	4											
		TACKLES	G	UA	A	Total	TFL	PD	FF	FR	Blkd	QBH																																																										
2015	11	2	5	7	0.0	1	0	0	0	0																																																												
2016	13	12	29	41	4.0	1	0	0	0	1																																																												
2017	11	37	36	73	5.0	1	1	0	0	3																																																												
TOTAL	35	51	70	121	9.0	3	1	0	0	4																																																												





Student-Athlete Profiles

ILB		15 • Jordan Perez • 6-2 • 221 • Senior • Carlsbad, Calif. • Carlsbad • @jperez444	<ul style="list-style-type: none"> • Majoring in science, technology and society • Career-high eight tackles vs. Arizona State (Sept. 30) • Four-star recruit by ESPN • California's 37th-best recruit by ESPN • Interned for San Jose Earthquakes • Legal first name not Jordan, legal last name not Perez 	<table border="1"> <thead> <tr> <th>TACKLES</th> <th>G</th> <th>UA</th> <th>A</th> <th>Total</th> <th>TFL</th> <th>PD</th> <th>FF</th> <th>FR</th> <th>Blkd</th> <th>QBH</th> </tr> </thead> <tbody> <tr> <td>2015</td> <td>13</td> <td>13</td> <td>17</td> <td>30</td> <td>1.0</td> <td>2</td> <td>0</td> <td>0</td> <td>0</td> <td>0</td> </tr> <tr> <td>2016</td> <td>12</td> <td>20</td> <td>8</td> <td>28</td> <td>1.5</td> <td>1</td> <td>0</td> <td>0</td> <td>0</td> <td>1</td> </tr> <tr> <td>2017</td> <td>11</td> <td>24</td> <td>29</td> <td>53</td> <td>1.5</td> <td>0</td> <td>0</td> <td>0</td> <td>0</td> <td>1</td> </tr> <tr> <td>TOTAL</td> <td>36</td> <td>57</td> <td>54</td> <td>111</td> <td>4.0</td> <td>3</td> <td>0</td> <td>0</td> <td>0</td> <td>2</td> </tr> </tbody> </table>	TACKLES	G	UA	A	Total	TFL	PD	FF	FR	Blkd	QBH	2015	13	13	17	30	1.0	2	0	0	0	0	2016	12	20	8	28	1.5	1	0	0	0	1	2017	11	24	29	53	1.5	0	0	0	0	1	TOTAL	36	57	54	111	4.0	3	0	0	0	2											
		TACKLES	G	UA	A	Total	TFL	PD	FF	FR	Blkd	QBH																																																										
2015	13	13	17	30	1.0	2	0	0	0	0																																																												
2016	12	20	8	28	1.5	1	0	0	0	1																																																												
2017	11	24	29	53	1.5	0	0	0	0	1																																																												
TOTAL	36	57	54	111	4.0	3	0	0	0	2																																																												
ILB		31 • Mustafa Branch • 5-11 • 218 • Junior • Bellevue, Wash. • Bellevue • @mubbranch20	<ul style="list-style-type: none"> • Majoring in product design • Missed five games in 2017 (returned Nov. 4 at Washington State) • Nation's 20th-best inside linebacker and Washington's eighth-best recruit by Scout • Team named 2012 national champions by Sports Illustrated • Cousins, Deion and Cliff Branch, played professionally in the NFL • Enjoys computer programming, hiking, finding new music and the Discovery Channel 	<table border="1"> <thead> <tr> <th>TACKLES</th> <th>G</th> <th>UA</th> <th>A</th> <th>Total</th> <th>TFL</th> <th>PD</th> <th>FF</th> <th>FR</th> <th>Blkd</th> <th>QBH</th> </tr> </thead> <tbody> <tr> <td>2015</td> <td>14</td> <td>8</td> <td>10</td> <td>18</td> <td>0.0</td> <td>0</td> <td>0</td> <td>0</td> <td>0</td> <td>0</td> </tr> <tr> <td>2016</td> <td>13</td> <td>21</td> <td>7</td> <td>28</td> <td>0.5</td> <td>1</td> <td>0</td> <td>0</td> <td>0</td> <td>0</td> </tr> <tr> <td>2017</td> <td>5</td> <td>5</td> <td>4</td> <td>9</td> <td>0.0</td> <td>0</td> <td>0</td> <td>0</td> <td>0</td> <td>0</td> </tr> <tr> <td>TOTAL</td> <td>32</td> <td>34</td> <td>21</td> <td>55</td> <td>0.5</td> <td>1</td> <td>0</td> <td>0</td> <td>0</td> <td>0</td> </tr> </tbody> </table>	TACKLES	G	UA	A	Total	TFL	PD	FF	FR	Blkd	QBH	2015	14	8	10	18	0.0	0	0	0	0	0	2016	13	21	7	28	0.5	1	0	0	0	0	2017	5	5	4	9	0.0	0	0	0	0	0	TOTAL	32	34	21	55	0.5	1	0	0	0	0											
		TACKLES	G	UA	A	Total	TFL	PD	FF	FR	Blkd	QBH																																																										
2015	14	8	10	18	0.0	0	0	0	0	0																																																												
2016	13	21	7	28	0.5	1	0	0	0	0																																																												
2017	5	5	4	9	0.0	0	0	0	0	0																																																												
TOTAL	32	34	21	55	0.5	1	0	0	0	0																																																												
OLB		34 • Peter Kalambayi • 6-3 • 247 • Fifth-Year Senior • Matthews, N.C. • Butler • @Doggnasty34	<ul style="list-style-type: none"> • Two-time team captain, majoring in communication • Butkus Award watch list • 37 career starts (17.5 career sacks), five or more tackles in six games this season • 2015 Pac-12 All-Academic honorable mention • Family hails from Trinidad and Tobago • First generation American, fluent in French 	<table border="1"> <thead> <tr> <th>TACKLES</th> <th>G</th> <th>UA</th> <th>A</th> <th>Total</th> <th>TFL</th> <th>PD</th> <th>FF</th> <th>FR</th> <th>Blkd</th> <th>QBH</th> </tr> </thead> <tbody> <tr> <td>2014</td> <td>13</td> <td>19</td> <td>13</td> <td>32</td> <td>9.5</td> <td>2</td> <td>1</td> <td>0</td> <td>0</td> <td>2</td> </tr> <tr> <td>2015</td> <td>14</td> <td>32</td> <td>20</td> <td>52</td> <td>5.5</td> <td>3</td> <td>1</td> <td>0</td> <td>0</td> <td>5</td> </tr> <tr> <td>2016</td> <td>13</td> <td>29</td> <td>16</td> <td>45</td> <td>6.0</td> <td>2</td> <td>0</td> <td>0</td> <td>0</td> <td>5</td> </tr> <tr> <td>2017</td> <td>11</td> <td>20</td> <td>22</td> <td>42</td> <td>4.5</td> <td>1</td> <td>0</td> <td>0</td> <td>0</td> <td>5</td> </tr> <tr> <td>TOTAL</td> <td>51</td> <td>100</td> <td>71</td> <td>171</td> <td>25.5</td> <td>8</td> <td>2</td> <td>0</td> <td>0</td> <td>17</td> </tr> </tbody> </table>	TACKLES	G	UA	A	Total	TFL	PD	FF	FR	Blkd	QBH	2014	13	19	13	32	9.5	2	1	0	0	2	2015	14	32	20	52	5.5	3	1	0	0	5	2016	13	29	16	45	6.0	2	0	0	0	5	2017	11	20	22	42	4.5	1	0	0	0	5	TOTAL	51	100	71	171	25.5	8	2	0	0	17
		TACKLES	G	UA	A	Total	TFL	PD	FF	FR	Blkd	QBH																																																										
2014	13	19	13	32	9.5	2	1	0	0	2																																																												
2015	14	32	20	52	5.5	3	1	0	0	5																																																												
2016	13	29	16	45	6.0	2	0	0	0	5																																																												
2017	11	20	22	42	4.5	1	0	0	0	5																																																												
TOTAL	51	100	71	171	25.5	8	2	0	0	17																																																												
OLB		33 • Mike Tyler • 6-5 • 236 • Fifth-Year Senior • Brecksville, Ohio • Brecksville-Broadview Heights • @Mike_Tyler33	<ul style="list-style-type: none"> • Majoring in management, science and engineering • Two-time Pac-12 All-Academic honorable mention • Consensus three-star recruit • High school record for single-season sacks (18) • Attended same high school as FedEx Express CEO David Bronczek • Expert scuba diver 	<table border="1"> <thead> <tr> <th>TACKLES</th> <th>G</th> <th>UA</th> <th>A</th> <th>Total</th> <th>TFL</th> <th>PD</th> <th>FF</th> <th>FR</th> <th>Blkd</th> <th>QBH</th> </tr> </thead> <tbody> <tr> <td>2014</td> <td>2</td> <td>0</td> <td>0</td> <td>0</td> <td>0.0</td> <td>0</td> <td>0</td> <td>0</td> <td>0</td> <td>0</td> </tr> <tr> <td>2015</td> <td>12</td> <td>9</td> <td>8</td> <td>17</td> <td>6.5</td> <td>1</td> <td>0</td> <td>0</td> <td>0</td> <td>7</td> </tr> <tr> <td>2016</td> <td>12</td> <td>13</td> <td>10</td> <td>23</td> <td>2.0</td> <td>1</td> <td>0</td> <td>1</td> <td>0</td> <td>0</td> </tr> <tr> <td>2017</td> <td>10</td> <td>9</td> <td>13</td> <td>22</td> <td>2.5</td> <td>1</td> <td>0</td> <td>0</td> <td>0</td> <td>3</td> </tr> <tr> <td>TOTAL</td> <td>36</td> <td>31</td> <td>31</td> <td>62</td> <td>11.5</td> <td>3</td> <td>0</td> <td>1</td> <td>0</td> <td>10</td> </tr> </tbody> </table>	TACKLES	G	UA	A	Total	TFL	PD	FF	FR	Blkd	QBH	2014	2	0	0	0	0.0	0	0	0	0	0	2015	12	9	8	17	6.5	1	0	0	0	7	2016	12	13	10	23	2.0	1	0	1	0	0	2017	10	9	13	22	2.5	1	0	0	0	3	TOTAL	36	31	31	62	11.5	3	0	1	0	10
		TACKLES	G	UA	A	Total	TFL	PD	FF	FR	Blkd	QBH																																																										
2014	2	0	0	0	0.0	0	0	0	0	0																																																												
2015	12	9	8	17	6.5	1	0	0	0	7																																																												
2016	12	13	10	23	2.0	1	0	1	0	0																																																												
2017	10	9	13	22	2.5	1	0	0	0	3																																																												
TOTAL	36	31	31	62	11.5	3	0	1	0	10																																																												
OLB		52 • Casey Toohill • 6-4 • 246 • Junior • San Diego, Calif. • Cathedral Catholic • @CaseyToohill	<ul style="list-style-type: none"> • Majoring in political science • 2017 CoSIDA Academic All-District • 2016 Pac-12 All-Academic first team • Blocked extra point, two solo tackles at Washington in 2016 • Nation's 28th-best outside linebacker by PrepStar, 40th by Rivals • Enjoys yoga, hiking and surfing 	<table border="1"> <thead> <tr> <th>TACKLES</th> <th>G</th> <th>UA</th> <th>A</th> <th>Total</th> <th>TFL</th> <th>PD</th> <th>FF</th> <th>FR</th> <th>Blkd</th> <th>QBH</th> </tr> </thead> <tbody> <tr> <td>2016</td> <td>13</td> <td>11</td> <td>11</td> <td>22</td> <td>2.5</td> <td>0</td> <td>0</td> <td>0</td> <td>1</td> <td>2</td> </tr> <tr> <td>2017</td> <td>10</td> <td>7</td> <td>10</td> <td>17</td> <td>4.0</td> <td>1</td> <td>0</td> <td>1</td> <td>0</td> <td>1</td> </tr> <tr> <td>TOTAL</td> <td>23</td> <td>18</td> <td>21</td> <td>39</td> <td>6.5</td> <td>1</td> <td>0</td> <td>1</td> <td>1</td> <td>3</td> </tr> </tbody> </table>	TACKLES	G	UA	A	Total	TFL	PD	FF	FR	Blkd	QBH	2016	13	11	11	22	2.5	0	0	0	1	2	2017	10	7	10	17	4.0	1	0	1	0	1	TOTAL	23	18	21	39	6.5	1	0	1	1	3																						
		TACKLES	G	UA	A	Total	TFL	PD	FF	FR	Blkd	QBH																																																										
2016	13	11	11	22	2.5	0	0	0	1	2																																																												
2017	10	7	10	17	4.0	1	0	1	0	1																																																												
TOTAL	23	18	21	39	6.5	1	0	1	1	3																																																												
OLB		10 • Jordan Fox • 6-3 • 233 • Sophomore • Plainfield, N.J. • St. Peter's • @J_Fox10	<ul style="list-style-type: none"> • Lettered in football and wrestling as a prep • Nation's 37th-best inside linebacker by Scout • New Jersey's 11th-best recruit Scout • 275 career tackles and five interceptions as a prep • Brother, James, wrestled at Harvard • Enjoys skiing 	<table border="1"> <thead> <tr> <th>TACKLES</th> <th>G</th> <th>UA</th> <th>A</th> <th>Total</th> <th>TFL</th> <th>PD</th> <th>FF</th> <th>FR</th> <th>Blkd</th> <th>QBH</th> </tr> </thead> <tbody> <tr> <td>2017</td> <td>8</td> <td>7</td> <td>3</td> <td>10</td> <td>1.5</td> <td>0</td> <td>0</td> <td>1</td> <td>0</td> <td>1</td> </tr> <tr> <td>TOTAL</td> <td>8</td> <td>7</td> <td>3</td> <td>10</td> <td>1.5</td> <td>0</td> <td>0</td> <td>1</td> <td>0</td> <td>1</td> </tr> </tbody> </table>	TACKLES	G	UA	A	Total	TFL	PD	FF	FR	Blkd	QBH	2017	8	7	3	10	1.5	0	0	1	0	1	TOTAL	8	7	3	10	1.5	0	0	1	0	1																																	
		TACKLES	G	UA	A	Total	TFL	PD	FF	FR	Blkd	QBH																																																										
2017	8	7	3	10	1.5	0	0	1	0	1																																																												
TOTAL	8	7	3	10	1.5	0	0	1	0	1																																																												
OLB		21 • Curtis Robinson • 6-3 • 232 • Sophomore • Irvine, Calif. • Mater Dei • @ curtisrobinson	<ul style="list-style-type: none"> • Career-best seven tackles and a blocked punt vs. Oregon (Oct. 14) • Five-star recruit by Rivals; Nation's third-best outside linebacker by 247Sports • 2016 U.S. Army All-America Bowl • National Football Foundation Scholar Athlete • Father, Curtis, played football at Chapman • Enjoys golf 	<table border="1"> <thead> <tr> <th>TACKLES</th> <th>G</th> <th>UA</th> <th>A</th> <th>Total</th> <th>TFL</th> <th>PD</th> <th>FF</th> <th>FR</th> <th>Blkd</th> <th>QBH</th> </tr> </thead> <tbody> <tr> <td>2016</td> <td>13</td> <td>6</td> <td>7</td> <td>13</td> <td>1.0</td> <td>0</td> <td>0</td> <td>0</td> <td>0</td> <td>0</td> </tr> <tr> <td>2017</td> <td>9</td> <td>10</td> <td>12</td> <td>22</td> <td>1.5</td> <td>1</td> <td>0</td> <td>0</td> <td>1</td> <td>0</td> </tr> <tr> <td>TOTAL</td> <td>22</td> <td>16</td> <td>19</td> <td>35</td> <td>2.5</td> <td>1</td> <td>0</td> <td>0</td> <td>1</td> <td>0</td> </tr> </tbody> </table>	TACKLES	G	UA	A	Total	TFL	PD	FF	FR	Blkd	QBH	2016	13	6	7	13	1.0	0	0	0	0	0	2017	9	10	12	22	1.5	1	0	0	1	0	TOTAL	22	16	19	35	2.5	1	0	0	1	0																						
		TACKLES	G	UA	A	Total	TFL	PD	FF	FR	Blkd	QBH																																																										
2016	13	6	7	13	1.0	0	0	0	0	0																																																												
2017	9	10	12	22	1.5	1	0	0	1	0																																																												
TOTAL	22	16	19	35	2.5	1	0	0	1	0																																																												



Student-Athlete Profiles

CB		13 • Alijah Holder • 6-2 • 191 • Senior • Oceanside, Calif. • Oceanside • @alijahholder96	<ul style="list-style-type: none"> • Majoring in science, technology and society • Injured at Oregon State on Oct. 26, will miss remainder of season • Last six games: 24 tackles, 2 tackles for loss, 1 interception, 3 forced fumbles, 4 passes defended • Four-star recruit by 247Sports • Twin brother, Mikah, plays football at San Diego State • Brother, King, played football at San Diego State 	<table border="1"> <thead> <tr> <th>TACKLES</th> <th>G</th> <th>UA</th> <th>A</th> <th>Total</th> <th>TFL</th> <th>PD</th> <th>FF</th> <th>FR</th> <th>Blkd</th> <th>QBH</th> </tr> </thead> <tbody> <tr> <td>2014</td> <td>0</td> <td>0</td> <td>0</td> <td>0</td> <td>0.0</td> <td>0</td> <td>0</td> <td>0</td> <td>0</td> <td>0</td> </tr> <tr> <td>2015</td> <td>13</td> <td>28</td> <td>9</td> <td>37</td> <td>1.0</td> <td>8</td> <td>0</td> <td>0</td> <td>0</td> <td>0</td> </tr> <tr> <td>2016</td> <td>4</td> <td>6</td> <td>4</td> <td>10</td> <td>1.0</td> <td>6</td> <td>1</td> <td>0</td> <td>0</td> <td>0</td> </tr> <tr> <td>2017</td> <td>8</td> <td>17</td> <td>9</td> <td>26</td> <td>2.0</td> <td>4</td> <td>3</td> <td>0</td> <td>0</td> <td>0</td> </tr> <tr> <td>TOTAL</td> <td>25</td> <td>51</td> <td>22</td> <td>73</td> <td>4.0</td> <td>18</td> <td>4</td> <td>0</td> <td>0</td> <td>0</td> </tr> </tbody> </table>	TACKLES	G	UA	A	Total	TFL	PD	FF	FR	Blkd	QBH	2014	0	0	0	0	0.0	0	0	0	0	0	2015	13	28	9	37	1.0	8	0	0	0	0	2016	4	6	4	10	1.0	6	1	0	0	0	2017	8	17	9	26	2.0	4	3	0	0	0	TOTAL	25	51	22	73	4.0	18	4	0	0	0
		TACKLES	G	UA	A	Total	TFL	PD	FF	FR	Blkd	QBH																																																										
2014	0	0	0	0	0.0	0	0	0	0	0																																																												
2015	13	28	9	37	1.0	8	0	0	0	0																																																												
2016	4	6	4	10	1.0	6	1	0	0	0																																																												
2017	8	17	9	26	2.0	4	3	0	0	0																																																												
TOTAL	25	51	22	73	4.0	18	4	0	0	0																																																												
CB		4 • Alameen Murphy • 5-11 • 192 • Senior • Fort Washington, Md. • Friendly • @KingLeonidus23	<ul style="list-style-type: none"> • Team captain; Majoring in science, technology and society • Five or more tackles in four straight games • Career-high seven tackles at 2016 Sun Bowl and vs. UCLA (Sept. 23) • Two-time Pac-12 All-Academic honorable mention • Brother, Ali, played football at Lake Erie College • Cousin, David Martin, played basketball at Morehead State 	<table border="1"> <thead> <tr> <th>TACKLES</th> <th>G</th> <th>UA</th> <th>A</th> <th>Total</th> <th>TFL</th> <th>PD</th> <th>FF</th> <th>FR</th> <th>Blkd</th> <th>QBH</th> </tr> </thead> <tbody> <tr> <td>2014</td> <td>0</td> <td>0</td> <td>0</td> <td>0</td> <td>0.0</td> <td>0</td> <td>0</td> <td>0</td> <td>0</td> <td>0</td> </tr> <tr> <td>2015</td> <td>14</td> <td>33</td> <td>11</td> <td>44</td> <td>0.5</td> <td>1</td> <td>0</td> <td>0</td> <td>0</td> <td>0</td> </tr> <tr> <td>2016</td> <td>13</td> <td>26</td> <td>10</td> <td>36</td> <td>0.0</td> <td>7</td> <td>0</td> <td>0</td> <td>0</td> <td>0</td> </tr> <tr> <td>2017</td> <td>11</td> <td>26</td> <td>11</td> <td>37</td> <td>1.0</td> <td>2</td> <td>0</td> <td>1</td> <td>0</td> <td>1</td> </tr> <tr> <td>TOTAL</td> <td>38</td> <td>84</td> <td>33</td> <td>117</td> <td>1.5</td> <td>10</td> <td>0</td> <td>1</td> <td>0</td> <td>1</td> </tr> </tbody> </table>	TACKLES	G	UA	A	Total	TFL	PD	FF	FR	Blkd	QBH	2014	0	0	0	0	0.0	0	0	0	0	0	2015	14	33	11	44	0.5	1	0	0	0	0	2016	13	26	10	36	0.0	7	0	0	0	0	2017	11	26	11	37	1.0	2	0	1	0	1	TOTAL	38	84	33	117	1.5	10	0	1	0	1
		TACKLES	G	UA	A	Total	TFL	PD	FF	FR	Blkd	QBH																																																										
2014	0	0	0	0	0.0	0	0	0	0	0																																																												
2015	14	33	11	44	0.5	1	0	0	0	0																																																												
2016	13	26	10	36	0.0	7	0	0	0	0																																																												
2017	11	26	11	37	1.0	2	0	1	0	1																																																												
TOTAL	38	84	33	117	1.5	10	0	1	0	1																																																												
CB		24 • Quenton Meeks • 6-2 • 197 • Junior • San Diego, Calif. • Del Norte • @ShowtimeQM	<ul style="list-style-type: none"> • Majoring in sociology • Seven career interceptions, leads all Cardinal • 2016 All-Pac-12 honorable mention • 50-yard pick-six at Notre Dame in 2016; 66-yard pick-six in 2016 Rose Bowl vs. Iowa • Father, Ron, coached in NFL from 1991-2012 • Models playing style after Deion Sanders (hence, @ShowtimeQM) 	<table border="1"> <thead> <tr> <th>TACKLES</th> <th>G</th> <th>UA</th> <th>A</th> <th>Total</th> <th>TFL</th> <th>PD</th> <th>FF</th> <th>FR</th> <th>Blkd</th> <th>QBH</th> </tr> </thead> <tbody> <tr> <td>2015</td> <td>14</td> <td>22</td> <td>12</td> <td>34</td> <td>1.5</td> <td>7</td> <td>0</td> <td>0</td> <td>0</td> <td>0</td> </tr> <tr> <td>2016</td> <td>11</td> <td>15</td> <td>7</td> <td>22</td> <td>0.0</td> <td>8</td> <td>0</td> <td>0</td> <td>0</td> <td>0</td> </tr> <tr> <td>2017</td> <td>11</td> <td>29</td> <td>23</td> <td>52</td> <td>0.0</td> <td>6</td> <td>0</td> <td>0</td> <td>0</td> <td>0</td> </tr> <tr> <td>TOTAL</td> <td>36</td> <td>66</td> <td>42</td> <td>108</td> <td>1.5</td> <td>21</td> <td>0</td> <td>0</td> <td>0</td> <td>0</td> </tr> </tbody> </table>	TACKLES	G	UA	A	Total	TFL	PD	FF	FR	Blkd	QBH	2015	14	22	12	34	1.5	7	0	0	0	0	2016	11	15	7	22	0.0	8	0	0	0	0	2017	11	29	23	52	0.0	6	0	0	0	0	TOTAL	36	66	42	108	1.5	21	0	0	0	0											
		TACKLES	G	UA	A	Total	TFL	PD	FF	FR	Blkd	QBH																																																										
2015	14	22	12	34	1.5	7	0	0	0	0																																																												
2016	11	15	7	22	0.0	8	0	0	0	0																																																												
2017	11	29	23	52	0.0	6	0	0	0	0																																																												
TOTAL	36	66	42	108	1.5	21	0	0	0	0																																																												
CB		11 • Terrence Alexander • 5-10 • 187 • Senior • New Orleans, La. • John Curtis Christian • @Terrence_9	<ul style="list-style-type: none"> • Majoring in communication • Missed last 10 games (had played in 41 straight games) • Career-high 10 tackles vs. Cal in 2015 • 46-yard interception return at Cal in 2014 • Four-star recruit by Athlon • Led high school team to three state titles (2011-13) 	<table border="1"> <thead> <tr> <th>TACKLES</th> <th>G</th> <th>UA</th> <th>A</th> <th>Total</th> <th>TFL</th> <th>PD</th> <th>FF</th> <th>FR</th> <th>Blkd</th> <th>QBH</th> </tr> </thead> <tbody> <tr> <td>2014</td> <td>13</td> <td>8</td> <td>5</td> <td>13</td> <td>0.0</td> <td>1</td> <td>0</td> <td>0</td> <td>0</td> <td>0</td> </tr> <tr> <td>2015</td> <td>14</td> <td>21</td> <td>9</td> <td>30</td> <td>0.5</td> <td>4</td> <td>0</td> <td>0</td> <td>0</td> <td>0</td> </tr> <tr> <td>2016</td> <td>13</td> <td>11</td> <td>1</td> <td>12</td> <td>0.0</td> <td>2</td> <td>1</td> <td>0</td> <td>0</td> <td>0</td> </tr> <tr> <td>2017</td> <td>1</td> <td>2</td> <td>0</td> <td>2</td> <td>1.0</td> <td>1</td> <td>0</td> <td>0</td> <td>0</td> <td>0</td> </tr> <tr> <td>TOTAL</td> <td>41</td> <td>42</td> <td>15</td> <td>57</td> <td>1.5</td> <td>8</td> <td>1</td> <td>0</td> <td>0</td> <td>0</td> </tr> </tbody> </table>	TACKLES	G	UA	A	Total	TFL	PD	FF	FR	Blkd	QBH	2014	13	8	5	13	0.0	1	0	0	0	0	2015	14	21	9	30	0.5	4	0	0	0	0	2016	13	11	1	12	0.0	2	1	0	0	0	2017	1	2	0	2	1.0	1	0	0	0	0	TOTAL	41	42	15	57	1.5	8	1	0	0	0
		TACKLES	G	UA	A	Total	TFL	PD	FF	FR	Blkd	QBH																																																										
2014	13	8	5	13	0.0	1	0	0	0	0																																																												
2015	14	21	9	30	0.5	4	0	0	0	0																																																												
2016	13	11	1	12	0.0	2	1	0	0	0																																																												
2017	1	2	0	2	1.0	1	0	0	0	0																																																												
TOTAL	41	42	15	57	1.5	8	1	0	0	0																																																												
CB		3 • Malik Antoine • 5-11 • 189 • Sophomore • Baton Rouge, La. • University Laboratory • @MalikAntoine3	<ul style="list-style-type: none"> • Career-high four tackles vs. Rice (Aug. 26) • Louisiana's 29th-best recruit by PrepStar • Led prep team to 2014 state title • Father, Marlon, ran track at Southern • Told middle school teacher he would attend Stanford • Stanford raised over \$100,000 in five days for family after floods destroyed Louisiana home 	<table border="1"> <thead> <tr> <th>TACKLES</th> <th>G</th> <th>UA</th> <th>A</th> <th>Total</th> <th>TFL</th> <th>PD</th> <th>FF</th> <th>FR</th> <th>Blkd</th> <th>QBH</th> </tr> </thead> <tbody> <tr> <td>2017</td> <td>11</td> <td>11</td> <td>8</td> <td>19</td> <td>0.5</td> <td>2</td> <td>0</td> <td>0</td> <td>0</td> <td>0</td> </tr> <tr> <td>TOTAL</td> <td>11</td> <td>11</td> <td>8</td> <td>19</td> <td>0.5</td> <td>2</td> <td>0</td> <td>0</td> <td>0</td> <td>0</td> </tr> </tbody> </table>	TACKLES	G	UA	A	Total	TFL	PD	FF	FR	Blkd	QBH	2017	11	11	8	19	0.5	2	0	0	0	0	TOTAL	11	11	8	19	0.5	2	0	0	0	0																																	
		TACKLES	G	UA	A	Total	TFL	PD	FF	FR	Blkd	QBH																																																										
2017	11	11	8	19	0.5	2	0	0	0	0																																																												
TOTAL	11	11	8	19	0.5	2	0	0	0	0																																																												
S		5 • Frank Buncom • 6-2 • 200 • Junior • San Diego, Calif. • St. Augustine • @BeastNamedFrank	<ul style="list-style-type: none"> • Majoring in human biology; 2016 Pac-12 All-Academic first team • Career-high 11 tackles and one forced fumble at Washington in 2017 • Six tackles, 26-yard interception return for score vs. Washington State in 2016 • Four-star recruit by Scout, Rivals, 247Sports, ESPN and PrepStar • Aspiring brain surgeon • Grandfather, Frank Buncom II, played football at USC and for the San Diego Chargers 	<table border="1"> <thead> <tr> <th>TACKLES</th> <th>G</th> <th>UA</th> <th>A</th> <th>Total</th> <th>TFL</th> <th>PD</th> <th>FF</th> <th>FR</th> <th>Blkd</th> <th>QBH</th> </tr> </thead> <tbody> <tr> <td>2016</td> <td>12</td> <td>10</td> <td>7</td> <td>17</td> <td>0.0</td> <td>6</td> <td>0</td> <td>0</td> <td>0</td> <td>0</td> </tr> <tr> <td>2017</td> <td>11</td> <td>19</td> <td>16</td> <td>35</td> <td>0.0</td> <td>1</td> <td>1</td> <td>0</td> <td>0</td> <td>0</td> </tr> <tr> <td>TOTAL</td> <td>23</td> <td>29</td> <td>23</td> <td>52</td> <td>0.0</td> <td>7</td> <td>1</td> <td>0</td> <td>0</td> <td>0</td> </tr> </tbody> </table>	TACKLES	G	UA	A	Total	TFL	PD	FF	FR	Blkd	QBH	2016	12	10	7	17	0.0	6	0	0	0	0	2017	11	19	16	35	0.0	1	1	0	0	0	TOTAL	23	29	23	52	0.0	7	1	0	0	0																						
		TACKLES	G	UA	A	Total	TFL	PD	FF	FR	Blkd	QBH																																																										
2016	12	10	7	17	0.0	6	0	0	0	0																																																												
2017	11	19	16	35	0.0	1	1	0	0	0																																																												
TOTAL	23	29	23	52	0.0	7	1	0	0	0																																																												
S		2 • Brandon Simmons • 6-0 • 190 • Senior • Mansfield, Texas • Timberview • @DoltForTwo	<ul style="list-style-type: none"> • Team captain, majoring in communication • Five or more tackles in three games, scored touchdown on blocked punt vs. Oregon (Oct. 14) • 2016 All-Pac-12 honorable mention (special teams) • Four-star recruit by Scout, Rivals, ESPN and 247Sports • 302 career tackles as a prep • Father, Kashann, played football at West Virginia 	<table border="1"> <thead> <tr> <th>TACKLES</th> <th>G</th> <th>UA</th> <th>A</th> <th>Total</th> <th>TFL</th> <th>PD</th> <th>FF</th> <th>FR</th> <th>Blkd</th> <th>QBH</th> </tr> </thead> <tbody> <tr> <td>2015</td> <td>13</td> <td>4</td> <td>4</td> <td>8</td> <td>0.0</td> <td>0</td> <td>0</td> <td>0</td> <td>0</td> <td>0</td> </tr> <tr> <td>2016</td> <td>13</td> <td>12</td> <td>3</td> <td>15</td> <td>0.0</td> <td>0</td> <td>0</td> <td>0</td> <td>0</td> <td>0</td> </tr> <tr> <td>2017</td> <td>11</td> <td>17</td> <td>9</td> <td>26</td> <td>0.0</td> <td>2</td> <td>1</td> <td>0</td> <td>0</td> <td>0</td> </tr> <tr> <td>TOTAL</td> <td>37</td> <td>33</td> <td>16</td> <td>49</td> <td>0.0</td> <td>2</td> <td>1</td> <td>0</td> <td>0</td> <td>0</td> </tr> </tbody> </table>	TACKLES	G	UA	A	Total	TFL	PD	FF	FR	Blkd	QBH	2015	13	4	4	8	0.0	0	0	0	0	0	2016	13	12	3	15	0.0	0	0	0	0	0	2017	11	17	9	26	0.0	2	1	0	0	0	TOTAL	37	33	16	49	0.0	2	1	0	0	0											
		TACKLES	G	UA	A	Total	TFL	PD	FF	FR	Blkd	QBH																																																										
2015	13	4	4	8	0.0	0	0	0	0	0																																																												
2016	13	12	3	15	0.0	0	0	0	0	0																																																												
2017	11	17	9	26	0.0	2	1	0	0	0																																																												
TOTAL	37	33	16	49	0.0	2	1	0	0	0																																																												
S		28 • Denzel Franklin • 6-0 • 202 • Senior • Smyrna, Ga. • Pace • @d_frank1	<ul style="list-style-type: none"> • Majoring in urban studies • Georgia's 50th-best recruit by Scout • Nation's 63rd-best safety by ESPN • Three-time letterwinner in basketball and track as a prep • Born in Boston • Hobbies include pottery 	<table border="1"> <thead> <tr> <th>TACKLES</th> <th>G</th> <th>UA</th> <th>A</th> <th>Total</th> <th>TFL</th> <th>PD</th> <th>FF</th> <th>FR</th> <th>Blkd</th> <th>QBH</th> </tr> </thead> <tbody> <tr> <td>2015</td> <td>1</td> <td>1</td> <td>0</td> <td>1</td> <td>0.0</td> <td>0</td> <td>0</td> <td>0</td> <td>0</td> <td>0</td> </tr> <tr> <td>2016</td> <td>6</td> <td>0</td> <td>0</td> <td>0</td> <td>0.0</td> <td>0</td> <td>0</td> <td>0</td> <td>0</td> <td>0</td> </tr> <tr> <td>2017</td> <td>11</td> <td>2</td> <td>3</td> <td>5</td> <td>0.0</td> <td>0</td> <td>0</td> <td>0</td> <td>0</td> <td>0</td> </tr> <tr> <td>TOTAL</td> <td>18</td> <td>3</td> <td>3</td> <td>6</td> <td>0.0</td> <td>0</td> <td>0</td> <td>0</td> <td>0</td> <td>0</td> </tr> </tbody> </table>	TACKLES	G	UA	A	Total	TFL	PD	FF	FR	Blkd	QBH	2015	1	1	0	1	0.0	0	0	0	0	0	2016	6	0	0	0	0.0	0	0	0	0	0	2017	11	2	3	5	0.0	0	0	0	0	0	TOTAL	18	3	3	6	0.0	0	0	0	0	0											
		TACKLES	G	UA	A	Total	TFL	PD	FF	FR	Blkd	QBH																																																										
2015	1	1	0	1	0.0	0	0	0	0	0																																																												
2016	6	0	0	0	0.0	0	0	0	0	0																																																												
2017	11	2	3	5	0.0	0	0	0	0	0																																																												
TOTAL	18	3	3	6	0.0	0	0	0	0	0																																																												
S		8 • Justin Reid • 6-1 • 204 • Junior • Prairieville, La. • Dutchtown • @jreid_viii	<ul style="list-style-type: none"> • Majoring in management science and engineering • Six or more tackles in 10 straight games (season-high 10 tackles vs. Cal) • 2016 All-Pac-12 honorable mention • Father, Eric Sr., ran track at LSU • Brother, Eric, was an All-American at LSU, plays for San Francisco 49ers • Brother, Ryan, played soccer at Coastal Carolina 	<table border="1"> <thead> <tr> <th>TACKLES</th> <th>G</th> <th>UA</th> <th>A</th> <th>Total</th> <th>TFL</th> <th>PD</th> <th>FF</th> <th>FR</th> <th>Blkd</th> <th>QBH</th> </tr> </thead> <tbody> <tr> <td>2015</td> <td>12</td> <td>16</td> <td>7</td> <td>23</td> <td>0.0</td> <td>2</td> <td>0</td> <td>0</td> <td>0</td> <td>0</td> </tr> <tr> <td>2016</td> <td>13</td> <td>37</td> <td>20</td> <td>57</td> <td>4.0</td> <td>7</td> <td>0</td> <td>0</td> <td>0</td> <td>0</td> </tr> <tr> <td>2017</td> <td>11</td> <td>42</td> <td>37</td> <td>79</td> <td>3.5</td> <td>8</td> <td>0</td> <td>0</td> <td>0</td> <td>2</td> </tr> <tr> <td>TOTAL</td> <td>36</td> <td>95</td> <td>64</td> <td>159</td> <td>7.5</td> <td>17</td> <td>0</td> <td>0</td> <td>0</td> <td>2</td> </tr> </tbody> </table>	TACKLES	G	UA	A	Total	TFL	PD	FF	FR	Blkd	QBH	2015	12	16	7	23	0.0	2	0	0	0	0	2016	13	37	20	57	4.0	7	0	0	0	0	2017	11	42	37	79	3.5	8	0	0	0	2	TOTAL	36	95	64	159	7.5	17	0	0	0	2											
		TACKLES	G	UA	A	Total	TFL	PD	FF	FR	Blkd	QBH																																																										
2015	12	16	7	23	0.0	2	0	0	0	0																																																												
2016	13	37	20	57	4.0	7	0	0	0	0																																																												
2017	11	42	37	79	3.5	8	0	0	0	2																																																												
TOTAL	36	95	64	159	7.5	17	0	0	0	2																																																												



Student-Athlete Profiles

P		14 • Jake Bailey • 6-2 • 193 • Junior • Solana Beach, Calif. • Santa Fe Christian	<ul style="list-style-type: none"> • Majoring in science, technology and society (innovation and organization) • 2016 All-Pac-12 honorable mention; 2016 AP All-Bowl team honorable mention • Currently ranks No. 1 at Stanford in career punting average (42.90) • Fourth-best single-season punting average in school history (43.52) in 2016 • Training to receive pilot's license • Interned for Dr. Condoleezza Rice 	<table border="1"> <thead> <tr> <th>PUNTING</th> <th>G</th> <th>No.</th> <th>Yards</th> <th>Lg</th> <th>Avg</th> <th>TB</th> <th>FC</th> <th>I20</th> <th>50+</th> <th>BLK</th> </tr> </thead> <tbody> <tr> <td>2015</td> <td>12</td> <td>10</td> <td>347</td> <td>56</td> <td>34.7</td> <td>2</td> <td>0</td> <td>6</td> <td>1</td> <td>0</td> </tr> <tr> <td>2016</td> <td>13</td> <td>50</td> <td>2176</td> <td>61</td> <td>43.5</td> <td>2</td> <td>9</td> <td>22</td> <td>13</td> <td>0</td> </tr> <tr> <td>2017</td> <td>11</td> <td>41</td> <td>1810</td> <td>61</td> <td>44.1</td> <td>2</td> <td>14</td> <td>18</td> <td>10</td> <td>0</td> </tr> <tr> <td>TOTAL</td> <td>36</td> <td>101</td> <td>4333</td> <td>61</td> <td>42.9</td> <td>6</td> <td>23</td> <td>46</td> <td>24</td> <td>0</td> </tr> </tbody> </table>	PUNTING	G	No.	Yards	Lg	Avg	TB	FC	I20	50+	BLK	2015	12	10	347	56	34.7	2	0	6	1	0	2016	13	50	2176	61	43.5	2	9	22	13	0	2017	11	41	1810	61	44.1	2	14	18	10	0	TOTAL	36	101	4333	61	42.9	6	23	46	24	0
		PUNTING	G	No.	Yards	Lg	Avg	TB	FC	I20	50+	BLK																																															
2015	12	10	347	56	34.7	2	0	6	1	0																																																	
2016	13	50	2176	61	43.5	2	9	22	13	0																																																	
2017	11	41	1810	61	44.1	2	14	18	10	0																																																	
TOTAL	36	101	4333	61	42.9	6	23	46	24	0																																																	
K		26 • Jet Toner • 6-4 • 200 • Sophomore • Honolulu, Hawaii • Punahou • @jet_toner	<ul style="list-style-type: none"> • Made first 34 career kicks (10-for-10 field goals, 24-for-24 extra points) • Nation's 26th-best kicker by ESPN • Hawaii's third-best recruit by Scout, sixth by ESPN • Sister, Jensen, played soccer at USC • Brother, Leo, played soccer at UC Irvine • Grandfather, Walter Benjamin Reinhold, graduated from Stanford in 1950 	<table border="1"> <thead> <tr> <th>FIELD GOALS</th> <th>G</th> <th>FG</th> <th>LG</th> <th>FG PCT</th> <th>PAT</th> <th>PAT PCT</th> </tr> </thead> <tbody> <tr> <td>2017</td> <td>11</td> <td>19-23</td> <td>46</td> <td>.826</td> <td>41-41</td> <td>1.000</td> </tr> <tr> <td>TOTAL</td> <td>11</td> <td>19-23</td> <td>46</td> <td>.826</td> <td>41-41</td> <td>1.000</td> </tr> </tbody> </table>	FIELD GOALS	G	FG	LG	FG PCT	PAT	PAT PCT	2017	11	19-23	46	.826	41-41	1.000	TOTAL	11	19-23	46	.826	41-41	1.000																																		
		FIELD GOALS	G	FG	LG	FG PCT	PAT	PAT PCT																																																			
2017	11	19-23	46	.826	41-41	1.000																																																					
TOTAL	11	19-23	46	.826	41-41	1.000																																																					
KO		14 • Jake Bailey • 6-2 • 193 • Junior • Solana Beach, Calif. • Santa Fe Christian	<ul style="list-style-type: none"> • Majoring in science, technology and society (innovation and organization) • At least four kickoff touchbacks in 10 of 11 games this season (18-for-20 last three weeks) • Opponents have not had a kick return past the 25-yard line this season • 2016 All-Pac-12 honorable mention and AP All-Bowl team honorable mention • Training to receive pilot's license • Interned for Dr. Condoleezza Rice 	<table border="1"> <thead> <tr> <th>KICKOFFS</th> <th>G</th> <th>No.</th> <th>TB</th> <th>OB</th> </tr> </thead> <tbody> <tr> <td>2015</td> <td>12</td> <td>65</td> <td>11</td> <td>6</td> </tr> <tr> <td>2016</td> <td>13</td> <td>71</td> <td>44</td> <td>2</td> </tr> <tr> <td>2017</td> <td>11</td> <td>65</td> <td>45</td> <td>2</td> </tr> <tr> <td>TOTAL</td> <td>36</td> <td>201</td> <td>100</td> <td>10</td> </tr> </tbody> </table>	KICKOFFS	G	No.	TB	OB	2015	12	65	11	6	2016	13	71	44	2	2017	11	65	45	2	TOTAL	36	201	100	10																														
		KICKOFFS	G	No.	TB	OB																																																					
2015	12	65	11	6																																																							
2016	13	71	44	2																																																							
2017	11	65	45	2																																																							
TOTAL	36	201	100	10																																																							
LS		69 • Richard McNitzky • 6-1 • 201 • Sophomore • San Antonio, Texas • MacArthur • @RichardMcNitzky	<ul style="list-style-type: none"> • Started as long snapper as a true freshman in 2016 • Played in every game since start of 2016 season (25 straight) • Nation's second-best long snapper by 247Sports, fourth by ESPN • 2015 Team Kohls All-America second team • Started all 32 games of high school career • Spanish Honor Society 	<table border="1"> <thead> <tr> <th>PARTICIPATION</th> <th>G</th> </tr> </thead> <tbody> <tr> <td>2016</td> <td>14</td> </tr> <tr> <td>2017</td> <td>11</td> </tr> <tr> <td>TOTAL</td> <td>25</td> </tr> </tbody> </table>	PARTICIPATION	G	2016	14	2017	11	TOTAL	25																																															
		PARTICIPATION	G																																																								
2016	14																																																										
2017	11																																																										
TOTAL	25																																																										
SS		68 • C.J. Keller • 6-3 • 214 • Senior • Scottsdale, Ariz. • Brophy • @cjkeller14	<ul style="list-style-type: none"> • Majoring in symbolic systems • Third-year starter as short snapper, played in all but one game in last three seasons • 2013 Arizona Republic All-Arizona first team • 2013 Rubio Long Snapping national champion • Traveled to Kenya for community service project • Father, Chuck, played football at Lawrence 	<table border="1"> <thead> <tr> <th>PARTICIPATION</th> <th>G</th> </tr> </thead> <tbody> <tr> <td>2014</td> <td>7</td> </tr> <tr> <td>2015</td> <td>14</td> </tr> <tr> <td>2016</td> <td>12</td> </tr> <tr> <td>2017</td> <td>11</td> </tr> <tr> <td>TOTAL</td> <td>44</td> </tr> </tbody> </table>	PARTICIPATION	G	2014	7	2015	14	2016	12	2017	11	TOTAL	44																																											
		PARTICIPATION	G																																																								
2014	7																																																										
2015	14																																																										
2016	12																																																										
2017	11																																																										
TOTAL	44																																																										
KR		22 • Cameron Scarlett • 6-1 • 213 • Junior • Portland, Ore. • Central Catholic • @cam_scarlett11	<ul style="list-style-type: none"> • Majoring in science, technology and society (innovation and organization) • Eight kickoff returns of 30 or more yards, most by any Power 5 player • Over 100 all-purpose yards in five games this season (262 vs. UCLA) • Brother, Brennan, plays professionally for the Houston Texans • Grandfather, great-grandfather, uncle and multiple cousins attended Stanford • Maternal grandfather, John Evans, was governor of Idaho from 1977-87 	<table border="1"> <thead> <tr> <th>KICK RETURNS</th> <th>G</th> <th>No.</th> <th>Yds</th> <th>TD</th> <th>Lg</th> <th>Avg/R</th> <th>Avg/G</th> </tr> </thead> <tbody> <tr> <td>2014</td> <td>13</td> <td>0</td> <td>0</td> <td>0</td> <td>0</td> <td>0.0</td> <td>0.0</td> </tr> <tr> <td>2015</td> <td>14</td> <td>0</td> <td>0</td> <td>0</td> <td>0</td> <td>0.0</td> <td>0.0</td> </tr> <tr> <td>2016</td> <td>13</td> <td>4</td> <td>41</td> <td>0</td> <td>17</td> <td>10.2</td> <td>3.2</td> </tr> <tr> <td>2017</td> <td>11</td> <td>26</td> <td>664</td> <td>0</td> <td>47</td> <td>25.5</td> <td>60.4</td> </tr> <tr> <td>TOTAL</td> <td>22</td> <td>30</td> <td>703</td> <td>0</td> <td>47</td> <td>23.4</td> <td>32.0</td> </tr> </tbody> </table>	KICK RETURNS	G	No.	Yds	TD	Lg	Avg/R	Avg/G	2014	13	0	0	0	0	0.0	0.0	2015	14	0	0	0	0	0.0	0.0	2016	13	4	41	0	17	10.2	3.2	2017	11	26	664	0	47	25.5	60.4	TOTAL	22	30	703	0	47	23.4	32.0							
		KICK RETURNS	G	No.	Yds	TD	Lg	Avg/R	Avg/G																																																		
2014	13	0	0	0	0	0.0	0.0																																																				
2015	14	0	0	0	0	0.0	0.0																																																				
2016	13	4	41	0	17	10.2	3.2																																																				
2017	11	26	664	0	47	25.5	60.4																																																				
TOTAL	22	30	703	0	47	23.4	32.0																																																				
KR		28 • Dorian Maddox • 5-10 • 199 • Sophomore • Bowie, Md. • Gilman • @d_nicee009	<ul style="list-style-type: none"> • Maryland's 24th-best recruit by PrepStar • 2016 all-state first team • Led team to pair of state and league titles • Father, Wayne, played football at Gettysburg • Godfather, O.J. Anderson, played professional football • First-degree black belt in Kung Fu 	<table border="1"> <thead> <tr> <th>KICK RETURNS</th> <th>G</th> <th>No.</th> <th>Yds</th> <th>TD</th> <th>Lg</th> <th>Avg/R</th> <th>Avg/G</th> </tr> </thead> <tbody> <tr> <td>2017</td> <td>11</td> <td>3</td> <td>96</td> <td>0</td> <td>46</td> <td>32.0</td> <td>8.7</td> </tr> <tr> <td>TOTAL</td> <td>11</td> <td>3</td> <td>96</td> <td>0</td> <td>46</td> <td>32.0</td> <td>8.7</td> </tr> </tbody> </table>	KICK RETURNS	G	No.	Yds	TD	Lg	Avg/R	Avg/G	2017	11	3	96	0	46	32.0	8.7	TOTAL	11	3	96	0	46	32.0	8.7																															
		KICK RETURNS	G	No.	Yds	TD	Lg	Avg/R	Avg/G																																																		
2017	11	3	96	0	46	32.0	8.7																																																				
TOTAL	11	3	96	0	46	32.0	8.7																																																				
PR		4 • Jay Tyler • 5-8 • 170 • Junior • Gretna, La. • Isidore Newman • @jtyler1596	<ul style="list-style-type: none"> • Majoring in psychology • High school-record 127 career touchdowns • Joined Peyton Manning as high school's only two-time team captain • Father, Herbert, was four-year starting quarterback at LSU • Enjoys cooking, photo editing and drawing • Percussionist in high school's concert band 	<table border="1"> <thead> <tr> <th>PUNT RETURNS</th> <th>G</th> <th>No.</th> <th>Yds</th> <th>TD</th> <th>Lg</th> <th>Avg/R</th> <th>Avg/G</th> </tr> </thead> <tbody> <tr> <td>2016</td> <td>7</td> <td>2</td> <td>-11</td> <td>0</td> <td>0</td> <td>-5.5</td> <td>-1.6</td> </tr> <tr> <td>2017</td> <td>10</td> <td>9</td> <td>70</td> <td>0</td> <td>18</td> <td>7.8</td> <td>7.0</td> </tr> <tr> <td>TOTAL</td> <td>18</td> <td>11</td> <td>59</td> <td>0</td> <td>18</td> <td>5.4</td> <td>3.5</td> </tr> </tbody> </table>	PUNT RETURNS	G	No.	Yds	TD	Lg	Avg/R	Avg/G	2016	7	2	-11	0	0	-5.5	-1.6	2017	10	9	70	0	18	7.8	7.0	TOTAL	18	11	59	0	18	5.4	3.5																							
		PUNT RETURNS	G	No.	Yds	TD	Lg	Avg/R	Avg/G																																																		
2016	7	2	-11	0	0	-5.5	-1.6																																																				
2017	10	9	70	0	18	7.8	7.0																																																				
TOTAL	18	11	59	0	18	5.4	3.5																																																				



David Shaw • Bradford M. Freeman Director of Football • Stanford '94

- Stanford '94
- 72-20 (.783) overall, 49-14 (.777) conference, 7-2 (.764) postseason
- 34th head coach in Stanford history
- Fifth alum to hold the position of head football coach
- Seventh season as head coach, 11th season at Stanford
- Signed a long-term contract extension following the 2012 regular season
- Led Cardinal to three Pac-12 titles in the past five seasons and a pair of Rose Bowl Game wins in three trips to The Granddaddy of Them All
- Won at least 10 games five times in first six seasons
- 30 wins in first 35 games, third-fastest among active coaches
- Three-time Pac-12 Coach of the Year (2015, 2012, 2011)
- Three-time AFCA Regional Coach of the Year (2015, 2013, 2011)
- Four-year letterwinner at Stanford (1991-94) as wide receiver
- Heading into 2017, .667 winning pct. (20-10) against ranked teams was second-best among Power 5 head coaches with five seasons at the helm

Season	Overall	Pac-12	Finish	Postseason	Result
2011	11-2	8-1	t-1st (North)	Fiesta Bowl - vs. Oklahoma State	L, 38-41 • OT
2012	12-2	8-1	t-1st (North)	Pac-12 Championship Game - vs. UCLA Rose Bowl Game - vs. Wisconsin	W, 27-24 W, 20-14
2013	11-3	7-2	t-1st (North)	Pac-12 Championship Game - vs. Arizona State Rose Bowl Game - vs. Michigan State	W, 38-14 L, 24-20
2014	8-5	5-4	2nd (North)	Foster Farms Bowl - vs. Maryland	W, 45-21
2015	12-2	8-1	1st (North)	Pac-12 Championship Game - vs. USC Rose Bowl Game - vs. Iowa	W, 41-22 W, 45-16
2016	10-3	6-3	3rd (North)	Sun Bowl Game - vs. North Carolina	W, 25-23
2017	8-3	7-2	t-1st (North)	--	--
Seventh Season	72-20 (.783)	49-14 (.777)	--	7-2 (.778) in postseason • 4-2 (.667) in bowl games	



Mike Bloomgren • Andrew Luck Director of Offense

- Seventh season at Stanford
- 19th season overall
- Florida State '99
- Hails from Tallahassee, Florida
- Coached Christian McCaffrey, Joshua Garnett, David DeCastro, Kevin Hogan



Lance Anderson • Willie Shaw Director of Defense

- 11th season at Stanford
- 21st season overall
- Idaho State '96
- Hails from Rupert, Idaho
- Coached Solomon Thomas, Blake Martinez, Trent Murphy, Alex Carter



Pete Alamar • Special Teams Coordinator

- Sixth season at Stanford
- 33rd season overall
- Cal Lutheran '83
- Hails from Thousand Oaks, California
- Coached Christian McCaffrey, Conrad Ukropina, Ty Montgomery



Duane Akina • Couch Family Defensive Backs Coach

- Fourth season at Stanford
- 38th season overall
- Washington '79
- Hails from Honolulu, Washington
- Coached Jordan Richards, Darryll Lewis, Michael Huff, Aaron Ross



Peter Hansen • Inside Linebackers

- Fourth season at Stanford
- Seventh season overall
- Arizona '01
- Hails from Palo Alto, California
- Coached Blake Martinez, Ahmad Brooks, Aldon Smith, Patrick Willis



Tavita Pritchard • Kevin M. Hogan Quarterbacks Coach • Wide Receivers

- Eighth season at Stanford
- Eighth season overall
- Stanford '09
- Hails from Tacoma, Washington
- Coached Kevin Hogan, Ty Montgomery, Tyler Gaffney, Ryan Hewitt



Diron Reynolds • Defensive Line

- Second season at Stanford
- 18th season overall
- Wake Forest '94
- Hails from Aiken, South Carolina
- Coached Solomon Thomas, Jared Allen, Jason Taylor, Dwight Freeney



Ron Gould • Running Backs

- First season at Stanford
- 28th season overall
- Oregon '88
- Hails from Scottsdale, Arizona
- Coached J.J. Arrington, Marshawn Lynch, C.J. Anderson, Jahvid Best



Morgan Turner • Tight Ends

- Fifth season at Stanford
- Ninth season overall
- Illinois '09
- Hails from Champaign, Illinois
- Coby Fleener, Zach Ertz, Levine Toilolo, Austin Hooper



Shannon Turley • Kissick Family Director of Sports Performance

- 11th season at Stanford
- Virginia Tech '00
- Hails from Bluefield, West Virginia
- Oversees sports performance program for Stanford's 36 varsity teams
- First endowed sports performance directorship in collegiate athletics



Numerical Roster

2	Irwin, Trenton	WR	6-2	205	Jr.	Valencia, Calif. (Hart)
2	Simmons, Brandon	FS	6-0	199	Sr.	Mansfield, Texas (Timbervue)
3	Antoine, Malik	CB	5-11	189	So.	Baton Rouge, La. (University Laboratory)
3	Costello, K.J.	QB	6-5	217	So.	Coto de Caza, Calif. (Santa Margarita Catholic)
4	Murphy, Alameen	CB	5-11	192	Sr.	Fort Washington, Md. (Friendly)
4	Tyler, Jay	WR	5-8	167	Jr.	Gretna, La. (Isidore Newman)
5	Buncom, Frank	FS	6-2	200	Jr.	San Diego, Calif. (St. Augustine)
5	Wedington, Connor	WR/RB	6-0	190	Fr.	Lake Tapps, Wash. (Sumner)
6	Butler, Treyjohn	SS	5-11	199	So.	Rancho Cucamonga, Calif. (Etiwanda)
6	Williams, Reagan	FB	6-3	229	Jr.	Jackson, Ohio (Jackson)
8	Reid, Justin	SS	6-1	204	Jr.	Prairieville, La. (Dutchtown)
8	Stewart, Donald	WR	6-4	190	So.	Hillside, N.J. (Paramus Catholic)
9	Edwards, Ben	FS	6-0	199	Jr.	Jacksonville, Fla. (Trinity Christian)
9	Schultz, Dalton	TE	6-6	242	Sr.	South Jordan, Utah (Bingham)
10	Chryst, Keller	QB	6-5	234	Sr.	Palo Alto, Calif. (Palo Alto)
10	Fox, Jordan	OLB	6-3	223	So.	Plainfield, N.J. (St. Peter's)
11	Alexander, Terrence	CB	5-10	187	Sr.	New Orleans, La. (John Curtis Christian)
11	Schwartz, Harry	WR	6-0	191	So.	Los Angeles, Calif. (Brentwood)
13	Holder, Alijah	CB	6-2	191	Sr.	Oceanside, Calif. (Oceanside)
14	Bailey, Jake	P	6-2	193	Jr.	Solana Beach, Calif. (Santa Fe Christian)
15	Mills, Davis	QB	6-4	222	Fr.	Duluth, Ga. (Greater Atlanta Christian)
15	Perez, Jordan	ILB	6-2	221	Sr.	Carlsbad, Calif. (Carlsbad)
17	Adebo, Paulson	CB	6-1	185	Fr.	Mansfield, Texas (Mansfield)
17	Burns, Ryan	QB	6-5	230	5th	Leesburg, Va. (Stone Bridge)
18	Head, Stuart	FS	6-4	199	Fr.	Woodstock, Ga. (Etowah)
18	Richardson, Jack	QB	6-5	189	So.	Salinas, Calif. (Palma)
19	Arcega-Whiteside, JJ	WR	6-3	222	Jr.	Inman, S.C. (Dorman)
19	Williams, Noah	CB	6-0	175	Fr.	Phoenix, Ariz. (Brophy)
20	Love, Bryce	RB	5-10	196	Jr.	Wake Forest, N.C. (Wake Forest)
20	Okereke, Bobby	ILB	6-3	234	Sr.	Santa Ana, Calif. (Foothill)
21	Brandt-Sims, Isaiah	WR	5-11	183	Sr.	Wenatchee, Wash. (Wenatchee)
21	Robinson, Curtis	OLB	6-3	232	So.	Irvine, Calif. (Mater Dei)
22	Eboh, Obi	CB	6-2	195	So.	Southlake, Texas (Carroll)
22	Scarlett, Cameron	RB	6-1	213	Jr.	Portland, Ore. (Central Catholic)
23	Johnson, Ryan	DE	6-4	259	Fr.	Axis, Ala. (St. Paul's Episcopal)
23	Speights, Trevor	RB	5-11	204	So.	McAllen, Texas (Memorial)
24	Bohning, Hannes	FB	6-2	220	Fr.	Larchmont, N.Y. (Rye Country Day)
24	MEEKS, Quenton	CB	6-2	197	Jr.	San Diego, Calif. (Del Norte)
25	Lund, Sione	RB	6-1	254	Fr.	Holladay, Utah (Brighton)
25	Pryts, Andrew	FS	6-1	212	So.	Hermitage, Pa. (Hermitage)
26	Parson, J.J.	CB	5-10	180	So.	Chandler, Ariz. (Hamilton)
26	Toner, Jet	K	6-3	200	So.	Honolulu, Hawaii (Punahou)
27	Barton, Sean	ILB	6-3	233	Jr.	North Salt Lake, Utah (Woods Cross)
27	Beall, Charlie	P	6-2	212	Jr.	Newport Coast, Calif. (St. Margaret's Episcopal)
28	Franklin, Denzel	FS	6-0	202	Sr.	Smyrna, Ga. (Pace)
28	Maddox, Dorian	RB	5-10	199	So.	Bowie, Md. (Gilman)
31	Branch, Mustafa	ILB	5-11	218	Jr.	Bellevue, Wash. (Bellevue)
32	Alfieri, Joey	ILB/OLB	6-3	241	Sr.	Portland, Ore. (Jesuit)
33	Tyler, Mike	OLB	6-5	236	5th	Brecksville, Ohio (Brecksville-Broadview Heights)
34	Heimuli, Houston	FB	5-11	237	Fr.	Woods Cross, Utah (Bountiful)
34	Kalambayi, Peter	OLB	6-3	247	5th	Matthews, N.C. (Butler)
35	Marx, Daniel	FB	6-2	255	Sr.	Trabuco Canyon, Calif. (Mission Viejo)
37	McGrath, Joe	SS	6-2	195	Fr.	San Antonio, Texas (Alamo Heights)
37	Riccitelli, Collin	K	6-0	191	So.	San Marcos, Calif. (Carlsbad)
40	Trinh, Anthony	OLB	6-2	235	So.	Duluth, Ga. (Pace)
42	Phillips, Caleb	OLB	6-5	205	Fr.	Encinitas, Calif. (Santa Fe Christian)
43	Beecher, Ryan	ILB	6-1	237	Jr.	Fresno, Calif. (San Joaquin Memorial)
44	Palma, Kevin	ILB	6-2	248	5th	Pixley, Calif. (Mission Oak)
46	Krishnamurthi, Sidhart	WR	5-11	160	Jr.	Saratoga, Calif. (Harker)
49	Burik, Lewis	ILB	5-10	208	Jr.	Chicago, Ill. (Saint Ignatius)
50	Wade-Perry, Dalyn	DT	6-4	332	Fr.	Englewood, N.J. (Pope John XXIII)
51	Dalman, Drew	C	6-3	269	Fr.	Salinas, Calif. (Palma)
51	Swann, Jovan	DE	6-2	263	So.	Greenwood, Ind. (Center Grove)
52	Toohill, Casey	OLB	6-4	246	Jr.	San Diego, Calif. (Cathedral Catholic)
54	Wilson, Nick	OG	6-3	285	Jr.	Milton, Ga. (Milton)
55	Powell, Dylan	OG/C	6-3	284	So.	New London, Mo. (Hannibal)
56	Sweeney, Will	LS	6-2	235	Fr.	Larkspur, Calif. (St. Ignatius)
57	Williams, Michael	DT	6-2	280	So.	Fort Worth, Texas (All Saints' Episcopal)
58	Boles, Dylan	DE	6-4	255	Fr.	Adel, Iowa (Van Meter)

62	Maihen, Austin	OG	6-5	293	Jr.	Dove Canyon, Calif. (Santa Margarita Catholic)
63	Herbig, Nate	OG	6-4	339	So.	Kalaheo, Hawaii (Saint Louis)
64	Bright, David	OT/OG	6-5	299	5th	Yorba Linda, Calif. (Mater Dei)
65	Chaffin, Brian	C	6-2	288	Jr.	Harrisburg, N.C. (Charlotte Christian)
66	Phillips, Harrison	DT	6-4	295	Sr.	Omaha, Neb. (Millard West)
68	Keller, C.J.	LS	6-3	214	Sr.	Scottsdale, Ariz. (Brophy)
69	McNitzky, Richard	LS	6-1	216	So.	San Antonio, Texas (MacArthur)
71	Fanaika, Brandon	OG	6-3	315	Sr.	Pleasant Grove, Utah (Pleasant Grove)
72	Little, Walker	OT	6-7	304	Fr.	Houston, Texas (Episcopal)
73	Burkett, Jesse	C	6-4	304	Sr.	St. Augustine, Fla. (Bartram Trail)
74	Hamilton, Devery	OT	6-7	301	So.	Ellicott City, Md. (Gilman)
75	Hall, A.T.	OT	6-5	297	Sr.	Glendale, Ariz. (Brophy)
76	Dreyer, Jack	OT	6-8	300	Jr.	San Mateo, Calif. (Junipero Serra)
77	Keck, Thunder	OLB	6-3	205	Fr.	Northfield, N.H. (Hotchkiss [Conn.])
77	Tucker, Casey	OT	6-6	300	Sr.	Gilbert, Ariz. (Hamilton)
78	Hattis, Henry	OT	6-6	301	So.	Rio Rancho, N.M. (Cleveland)
79	Sarell, Foster	OT	6-7	309	Fr.	Graham, Wash. (Graham-Kapowsin)
80	Cotton, Eric	DE	6-6	262	5th	Nampa, Idaho (Columbia)
80	Harrington, Scooter	TE	6-5	247	So.	Riverside, Conn. (Greenwich)
81	St. Brown, Osiris	WR	6-2	183	Fr.	Brea, Calif. (Mater Dei)
82	Smith, Kaden	TE	6-5	250	So.	Flower Mound, Texas (Marcus)
84	Parkinson, Colby	TE	6-7	229	Fr.	Simi Valley, Calif. (Oaks Christian)
85	McCombs, Kyle	TE	6-5	230	Fr.	Laguna Beach, Calif. (St. John Bosco)
86	Veach, Lane	OLB	6-6	233	Sr.	Chandler, Ariz. (Perry)
87	Snyder, Ben	TE	6-4	249	Jr.	Crystal Bay, Nev. (Incline)
88	Fisk, Tucker	TE	6-4	269	Fr.	Davis, Calif. (Davis Senior)
89	Atkins, Ryan	WR	6-2	195	Fr.	Ormond Beach, Fla. (Father Lopez)
90	Reid, Gabe	OLB	6-2	230	Fr.	American Fork, Utah (Timpview)
91	Schaffer, Thomas	DE	6-7	272	So.	Vienna, Austria (Lake Forest Academy [Ill.])
97	Jackson, Dylan	DE	6-6	266	Jr.	Maryville, Tenn. (Maryville)
99	Peek, Bo	DT	6-3	290	So.	Tampa, Fla. (Plant)

8	Buncom, Frank	BUNK-em
10	Chryst, Keller	KRIST
15	Williams, Reagan	RAY-ginn
17	Adebo, Paulson	uh-DEE-bow
18	Antoine, Malik	muh-leak ann-twawn
19	Arcega-Whiteside, JJ	are-say-guh
20	Okereke, Bobby	oh-kuh-REE-kee
22	Eboh, Obi	oh-be ee-bow
23	Murphy, Alameen	al-uh-mean
23	Speights, Trevor	SPAITS
25	Pryts, Andrew	PRITZ
31	Branch, Mustafa	moo-STAWF-uh
32	Alfieri, Joey	alf-ee-AIR-ee
34	Kalambayi, Peter	cal-am-byee-ee
37	Riccitelli, Collin	rick-eh-tell-ee
40	Anthony Trinh	trin
46	Krishnamurthi, Sidhart	krish-nam-earthy
49	Burik, Lewis	BYURR-ikk
51	Swann, Jovan	joe-von
52	Toohill, Casey	two-hill
62	Maihen, Austin	MAY-hen
65	Chaffin, Brian	CHAIF-inn
71	Fanaika, Brandon	fuh-NAY-kuh
76	Dreyer, Jack	drier
78	Hattis, Henry	haddis
79	Sarell, Foster	suh-rell
81	St. Brown, Osiris	oh-sigh-riss
82	Smith, Kaden	kay-den
91	Schaffer, Thomas	shaw-fur



64	Bright, David	OT/OG	6-5	299	5th	Yorba Linda, Calif. (Mater Dei)	3	Antoine, Malik	CB	5-11	189	So.	Baton Rouge, La. (University Laboratory)
17	Burns, Ryan	QB	6-5	230	5th	Leesburg, Va. (Stone Bridge)	6	Butler, Treyjohn	SS	5-11	199	So.	Rancho Cucamonga, Calif. (Etiwanda)
80	Cotton, Eric	DE	6-6	262	5th	Nampa, Idaho (Columbia)	3	Costello, K.J.	QB	6-5	217	So.	Coto de Caza, Calif. (Santa Margarita Catholic)
34	Kalambayi, Peter	OLB	6-3	247	5th	Matthews, N.C. (Butler)	22	Eboh, Obi	CB	6-2	195	So.	Southlake, Texas (Carroll)
44	Palma, Kevin	ILB	6-2	248	5th	Pixley, Calif. (Mission Oak)	10	Fox, Jordan	OLB	6-3	223	So.	Plainfield, N.J. (St. Peter's)
33	Tyler, Mike	OLB	6-5	236	5th	Brecksville, Ohio (Brecksville-Broadview Heights)	74	Hamilton, Devery	OT	6-7	301	So.	Ellicott City, Md. (Gilman)
11	Alexander, Terrence	CB	5-10	187	Sr.	New Orleans, La. (John Curtis Christian)	80	Harrington, Scooter	TE	6-5	247	So.	Riverside, Conn. (Greenwich)
32	Alfieri, Joey	ILB/OLB	6-3	241	Sr.	Portland, Ore. (Jesuit)	78	Hattis, Henry	OT	6-6	301	So.	Rio Rancho, N.M. (Cleveland)
21	Brandt-Sims, Isaiah	WR	5-11	183	Sr.	Wenatchee, Wash. (Wenatchee)	63	Herbig, Nate	OG	6-4	339	So.	Kalaheo, Hawaii (Saint Louis)
73	Burkett, Jesse	C	6-4	304	Sr.	St. Augustine, Fla. (Bartram Trail)	28	Maddox, Dorian	RB	5-10	199	So.	Bowie, Md. (Gilman)
10	Chryst, Keller	QB	6-5	234	Sr.	Palo Alto, Calif. (Palo Alto)	69	McNitzky, Richard	LS	6-1	216	So.	San Antonio, Texas (MacArthur)
71	Fanaika, Brandon	OG	6-3	315	Sr.	Pleasant Grove, Utah (Pleasant Grove)	26	Parson, J.J.	CB	5-10	180	So.	Chandler, Ariz. (Hamilton)
28	Franklin, Denzel	FS	6-0	202	Sr.	Smyrna, Ga. (Pace)	99	Peek, Bo	DT	6-3	290	So.	Tampa, Fla. (Plant)
75	Hall, A.T.	OT	6-5	297	Sr.	Glendale, Ariz. (Brophy)	55	Powell, Dylan	OG/C	6-3	284	So.	New London, Mo. (Hannibal)
13	Holder, Alijah	CB	6-2	191	Sr.	Oceanside, Calif. (Oceanside)	25	Pryts, Andrew	FS	6-1	212	So.	Hermitage, Pa. (Hermitage)
68	Keller, C.J.	LS	6-3	214	Sr.	Scottsdale, Ariz. (Brophy)	37	Riccitelli, Collin	K	6-0	191	So.	San Marcos, Calif. (Carlsbad)
35	Marx, Daniel	FB	6-2	255	Sr.	Trabuco Canyon, Calif. (Mission Viejo)	18	Richardson, Jack	QB	6-5	189	So.	Salinas, Calif. (Palma)
4	Murphy, Alameen	CB	5-11	192	Sr.	Fort Washington, Md. (Friendly)	21	Robinson, Curtis	OLB	6-3	232	So.	Irvine, Calif. (Mater Dei)
20	Okereke, Bobby	ILB	6-3	234	Sr.	Santa Ana, Calif. (Foothill)	91	Schaffer, Thomas	DE	6-7	272	So.	Vienna, Austria (Lake Forest Academy [Ill.])
15	Perez, Jordan	ILB	6-2	221	Sr.	Carlsbad, Calif. (Carlsbad)	11	Schwartz, Harry	WR	6-0	191	So.	Los Angeles, Calif. (Brentwood)
66	Phillips, Harrison	DT	6-4	295	Sr.	Omaha, Neb. (Millard West)	82	Smith, Kaden	TE	6-5	250	So.	Flower Mound, Texas (Marcus)
9	Schultz, Dalton	TE	6-6	242	Sr.	South Jordan, Utah (Bingham)	23	Speights, Trevor	RB	5-11	204	So.	McAllen, Texas (Memorial)
2	Simmons, Brandon	FS	6-0	199	Sr.	Mansfield, Texas (Timberview)	8	Stewart, Donald	WR	6-4	190	So.	Hillside, N.J. (Paramus Catholic)
77	Tucker, Casey	OT	6-6	300	Sr.	Gilbert, Ariz. (Hamilton)	51	Swann, Jovan	DE	6-2	263	So.	Greenwood, Ind. (Center Grove)
86	Veach, Lane	OLB	6-6	233	Sr.	Chandler, Ariz. (Perry)	26	Toner, Jet	K	6-3	200	So.	Honolulu, Hawaii (Punahou)
19	Arcega-Whiteside, JJ	WR	6-3	222	Jr.	Inman, S.C. (Dorman)	40	Trinh, Anthony	OLB	6-2	235	So.	Duluth, Ga. (Pace)
14	Bailey, Jake	P	6-2	193	Jr.	Solana Beach, Calif. (Santa Fe Christian)	57	Williams, Michael	DT	6-2	280	So.	Fort Worth, Texas (All Saints' Episcopal)
27	Barton, Sean	ILB	6-3	233	Jr.	North Salt Lake, Utah (Woods Cross)	17	Adebo, Paulson	CB	6-1	185	Fr.	Mansfield, Texas (Mansfield)
27	Beall, Charlie	P	6-2	212	Jr.	Newport Coast, Calif. (St. Margaret's Episcopal)	89	Atkins, Ryan	WR	6-2	195	Fr.	Ormond Beach, Fla. (Father Lopez)
43	Beecher, Ryan	ILB	6-1	237	Jr.	Fresno, Calif. (San Joaquin Memorial)	24	Bohning, Hannes	FB	6-2	220	Fr.	Larchmont, N.Y. (Rye Country Day)
31	Branch, Mustafa	ILB	5-11	218	Jr.	Bellevue, Wash. (Bellevue)	58	Boles, Dylan	DE	6-4	255	Fr.	Adel, Iowa (Van Meter)
5	Buncom, Frank	FS	6-2	200	Jr.	San Diego, Calif. (St. Augustine)	51	Dalman, Drew	C	6-3	269	Fr.	Salinas, Calif. (Palma)
49	Burik, Lewis	ILB	5-10	208	Jr.	Chicago, Ill. (Saint Ignatius)	88	Fisk, Tucker	TE	6-4	269	Fr.	Davis, Calif. (Davis Senior)
65	Chaffin, Brian	C	6-2	288	Jr.	Harrisburg, N.C. (Charlotte Christian)	18	Head, Stuart	FS	6-4	199	Fr.	Woodstock, Ga. (Etowah)
76	Dreyer, Jack	OT	6-8	300	Jr.	San Mateo, Calif. (Junipero Serra)	34	Heimuli, Houston	FB	5-11	237	Fr.	Woods Cross, Utah (Bountiful)
9	Edwards, Ben	FS	6-0	199	Jr.	Jacksonville, Fla. (Trinity Christian)	23	Johnson, Ryan	DE	6-4	259	Fr.	Axis, Ala. (St. Paul's Episcopal)
2	Irwin, Trenton	WR	6-2	205	Jr.	Valencia, Calif. (Hart)	77	Keck, Thunder	OLB	6-3	205	Fr.	Northfield, N.H. (Hotchkiss [Conn.])
97	Jackson, Dylan	DE	6-6	266	Jr.	Maryville, Tenn. (Maryville)	72	Little, Walker	OT	6-7	304	Fr.	Houston, Texas (Episcopal)
46	Krishnamurthi, Sidhart	WR	5-11	160	Jr.	Saratoga, Calif. (Harker)	25	Lund, Sione	RB	6-1	254	Fr.	Holladay, Utah (Brighton)
20	Love, Bryce	RB	5-10	196	Jr.	Wake Forest, N.C. (Wake Forest)	85	McCombs, Kyle	TE	6-5	230	Fr.	Laguna Beach, Calif. (St. John Bosco)
62	Maihen, Austin	OG	6-5	293	Jr.	Dove Canyon, Calif. (Santa Margarita Catholic)	37	McGrath, Joe	SS	6-2	195	Fr.	San Antonio, Texas (Alamo Heights)
24	Meeks, Quenton	CB	6-2	197	Jr.	San Diego, Calif. (Del Norte)	15	Mills, Davis	QB	6-4	222	Fr.	Duluth, Ga. (Greater Atlanta Christian)
8	Reid, Justin	SS	6-1	204	Jr.	Prairieville, La. (Dutchtown)	84	Parkinson, Colby	TE	6-7	229	Fr.	Simi Valley, Calif. (Oaks Christian)
22	Scarlett, Cameron	RB	6-1	213	Jr.	Portland, Ore. (Central Catholic)	42	Phillips, Caleb	OLB	6-5	205	Fr.	Encinitas, Calif. (Santa Fe Christian)
87	Snyder, Ben	TE	6-4	249	Jr.	Crystal Bay, Nev. (Incline)	90	Reid, Gabe	OLB	6-2	230	Fr.	American Fork, Utah (Timpview)
52	Toohill, Casey	OLB	6-4	246	Jr.	San Diego, Calif. (Cathedral Catholic)	79	Sarell, Foster	OT	6-7	309	Fr.	Graham, Wash. (Graham-Kapowsin)
4	Tyler, Jay	WR	5-8	167	Jr.	Gretna, La. (Isidore Newman)	81	St. Brown, Osiris	WR	6-2	183	Fr.	Brea, Calif. (Mater Dei)
6	Williams, Reagan	FB	6-3	229	Jr.	Jackson, Ohio (Jackson)	56	Sweeney, Will	LS	6-2	235	Fr.	Larkspur, Calif. (St. Ignatius)
54	Wilson, Nick	OG	6-3	285	Jr.	Milton, Ga. (Milton)	50	Wade-Perry, Dalyn	DT	6-4	332	Fr.	Englewood, N.J. (Pope John XXIII)
							5	Wedington, Connor	WR/RB	6-0	190	Fr.	Lake Tapps, Wash. (Sumner)
							19	Williams, Noah	CB	6-0	175	Fr.	Phoenix, Ariz. (Brophy)



Position Roster

17	Burns, Ryan	QB	6-5	230	5th	Leesburg, Va. (Stone Bridge)	80	Cotton, Eric	DE	6-6	262	5th	Nampa, Idaho (Columbia)
10	Chryst, Keller	QB	6-5	234	Sr.	Palo Alto, Calif. (Palo Alto)	97	Jackson, Dylan	DE	6-6	266	Jr.	Maryville, Tenn. (Maryville)
3	Costello, K.J.	QB	6-5	217	So.	Coto de Caza, Calif. (Santa Margarita Catholic)	91	Schaffer, Thomas	DE	6-7	272	So.	Vienna, Austria (Lake Forest Academy [Ill.])
18	Richardson, Jack	QB	6-5	189	So.	Salinas, Calif. (Palma)	51	Swann, Jovan	DE	6-2	263	So.	Greenwood, Ind. (Center Grove)
15	Mills, Davis	QB	6-4	222	Fr.	Duluth, Ga. (Greater Atlanta Christian)	58	Boles, Dylan	DE	6-4	255	Fr.	Adel, Iowa (Van Meter)
							23	Johnson, Ryan	DE	6-4	259	Fr.	Axis, Ala. (St. Paul's Episcopal)
20	Love, Bryce	RB	5-10	196	Jr.	Wake Forest, N.C. (Wake Forest)	66	Phillips, Harrison	DT	6-4	295	Sr.	Omaha, Neb. (Millard West)
22	Scarlett, Cameron	RB	6-1	213	Jr.	Portland, Ore. (Central Catholic)	99	Peek, Bo	DT	6-3	290	So.	Tampa, Fla. (Plant)
28	Maddox, Dorian	RB	5-10	199	So.	Bowie, Md. (Gilman)	57	Williams, Michael	DT	6-2	280	So.	Fort Worth, Texas (All Saints' Episcopal)
23	Speights, Trevor	RB	5-11	204	So.	McAllen, Texas (Memorial)	50	Wade-Perry, Dalyn	DT	6-4	332	Fr.	Englewood, N.J. (Pope John XXIII)
25	Lund, Sione	RB	6-1	254	Fr.	Holladay, Utah (Brighton)							
35	Marx, Daniel	FB	6-2	255	Sr.	Trabuco Canyon, Calif. (Mission Viejo)	44	Palma, Kevin	ILB	6-2	248	5th	Pixley, Calif. (Mission Oak)
6	Williams, Reagan	FB	6-3	229	Jr.	Jackson, Ohio (Jackson)	20	Okereke, Bobby	ILB	6-3	234	Sr.	Santa Ana, Calif. (Foothill)
24	Bohning, Hannes	FB	6-2	220	Fr.	Larchmont, N.Y. (Rye Country Day)	15	Perez, Jordan	ILB	6-2	221	Sr.	Carlsbad, Calif. (Carlsbad)
34	Heimuli, Houston	FB	5-11	237	Fr.	Woods Cross, Utah (Bountiful)	27	Barton, Sean	ILB	6-3	233	Jr.	North Salt Lake, Utah (Woods Cross)
							43	Beecher, Ryan	ILB	6-1	237	Jr.	Fresno, Calif. (San Joaquin Memorial)
5	Wedington, Connor	WR/RB	6-0	190	Fr.	Lake Tapps, Wash. (Sumner)	31	Branch, Mustafa	ILB	5-11	218	Jr.	Bellevue, Wash. (Bellevue)
							49	Burik, Lewis	ILB	5-10	208	Jr.	Chicago, Ill. (Saint Ignatius)
21	Brandt-Sims, Isaiah	WR	5-11	183	Sr.	Wenatchee, Wash. (Wenatchee)	32	Alfieri, Joey	ILB/OLB	6-3	241	Sr.	Portland, Ore. (Jesuit)
19	Arcega-Whiteside, JJ	WR	6-3	222	Jr.	Inman, S.C. (Dorman)							
2	Irwin, Trenton	WR	6-2	205	Jr.	Valencia, Calif. (Hart)	34	Kalambayi, Peter	OLB	6-3	247	5th	Matthews, N.C. (Butler)
46	Krishnamurthi, Sidhart	WR	5-11	160	Jr.	Saratoga, Calif. (Harker)	33	Tyler, Mike	OLB	6-5	236	5th	Brecksville, Ohio (Brecksville-Broadview Heights)
4	Tyler, Jay	WR	5-8	167	Jr.	Gretna, La. (Isidore Newman)	86	Veach, Lane	OLB	6-6	233	Sr.	Chandler, Ariz. (Perry)
11	Schwartz, Harry	WR	6-0	191	So.	Los Angeles, Calif. (Brentwood)	52	Toohill, Casey	OLB	6-4	246	Jr.	San Diego, Calif. (Cathedral Catholic)
8	Stewart, Donald	WR	6-4	190	So.	Hillside, N.J. (Paramus Catholic)	10	Fox, Jordan	OLB	6-3	223	So.	Plainfield, N.J. (St. Peter's)
89	Atkins, Ryan	WR	6-2	195	Fr.	Ormond Beach, Fla. (Father Lopez)	21	Robinson, Curtis	OLB	6-3	232	So.	Irvine, Calif. (Mater Dei)
81	St. Brown, Osiris	WR	6-2	183	Fr.	Brea, Calif. (Mater Dei)	40	Trinh, Anthony	OLB	6-2	235	So.	Duluth, Ga. (Pace)
							77	Keck, Thunder	OLB	6-3	205	Fr.	Northfield, N.H. (Hotchkiss [Conn.])
9	Schultz, Dalton	TE	6-6	242	Sr.	South Jordan, Utah (Bingham)	42	Phillips, Caleb	OLB	6-5	205	Fr.	Encinitas, Calif. (Santa Fe Christian)
87	Snyder, Ben	TE	6-4	249	Jr.	Crystal Bay, Nev. (Incline)	90	Reid, Gabe	OLB	6-2	230	Fr.	American Fork, Utah (Timpview)
80	Harrington, Scooter	TE	6-5	247	So.	Riverside, Conn. (Greenwich)							
82	Smith, Kaden	TE	6-5	250	So.	Flower Mound, Texas (Marcus)	11	Alexander, Terrence	CB	5-10	187	Sr.	New Orleans, La. (John Curtis Christian)
88	Fisk, Tucker	TE	6-4	269	Fr.	Davis, Calif. (Davis Senior)	13	Holder, Alijah	CB	6-2	191	Sr.	Oceanside, Calif. (Oceanside)
85	McCombs, Kyle	TE	6-5	230	Fr.	Laguna Beach, Calif. (St. John Bosco)	4	Murphy, Alameen	CB	5-11	192	Sr.	Fort Washington, Md. (Friendly)
84	Parkinson, Colby	TE	6-7	229	Fr.	Simi Valley, Calif. (Oaks Christian)	24	Meeks, Quenton	CB	6-2	197	Jr.	San Diego, Calif. (Del Norte)
							3	Antoine, Malik	CB	5-11	189	So.	Baton Rouge, La. (University Laboratory)
73	Burkett, Jesse	C	6-4	304	Sr.	St. Augustine, Fla. (Bartram Trail)	22	Eboh, Obi	CB	6-2	195	So.	Southlake, Texas (Carroll)
65	Chaffin, Brian	C	6-2	288	Jr.	Harrisburg, N.C. (Charlotte Christian)	26	Parson, J.J.	CB	5-10	180	So.	Chandler, Ariz. (Hamilton)
51	Dalman, Drew	C	6-3	269	Fr.	Salinas, Calif. (Palma)	17	Adebo, Paulson	CB	6-1	185	Fr.	Mansfield, Texas (Mansfield)
							19	Williams, Noah	CB	6-0	175	Fr.	Phoenix, Ariz. (Brophy)
55	Powell, Dylan	OG/C	6-3	284	So.	New London, Mo. (Hannibal)							
71	Fanaika, Brandon	OG	6-3	315	Sr.	Pleasant Grove, Utah (Pleasant Grove)	28	Franklin, Denzel	FS	6-0	202	Sr.	Smyrna, Ga. (Pace)
62	Maihen, Austin	OG	6-5	293	Jr.	Dove Canyon, Calif. (Santa Margarita Catholic)	2	Simmons, Brandon	FS	6-0	199	Sr.	Mansfield, Texas (Timberview)
54	Wilson, Nick	OG	6-3	285	Jr.	Milton, Ga. (Milton)	5	Buncom, Frank	FS	6-2	200	Jr.	San Diego, Calif. (St. Augustine)
63	Herbig, Nate	OG	6-4	339	So.	Kalaheo, Hawaii (Saint Louis)	9	Edwards, Ben	FS	6-0	199	Jr.	Jacksonville, Fla. (Trinity Christian)
							25	Pryts, Andrew	FS	6-1	212	So.	Hermitage, Pa. (Hermitage)
64	Bright, David	OT/OG	6-5	299	5th	Yorba Linda, Calif. (Mater Dei)	18	Head, Stuart	FS	6-4	199	Fr.	Woodstock, Ga. (Etowah)
75	Hall, A.T.	OT	6-5	297	Sr.	Glendale, Ariz. (Brophy)	8	Reid, Justin	SS	6-1	204	Jr.	Prairieville, La. (Dutchtown)
77	Tucker, Casey	OT	6-6	300	Sr.	Gilbert, Ariz. (Hamilton)	6	Butler, Treyjohn	SS	5-11	199	So.	Rancho Cucamonga, Calif. (Etiwanda)
76	Dreyer, Jack	OT	6-8	300	Jr.	San Mateo, Calif. (Junipero Serra)	37	McGrath, Joe	SS	6-2	195	Fr.	San Antonio, Texas (Alamo Heights)
74	Hamilton, Devery	OT	6-7	301	So.	Ellicott City, Md. (Gilman)							
78	Hattis, Henry	OT	6-6	301	So.	Rio Rancho, N.M. (Cleveland)							
72	Little, Walker	OT	6-7	304	Fr.	Houston, Texas (Episcopal)							
79	Sarell, Foster	OT	6-7	309	Fr.	Graham, Wash. (Graham-Kapowsin)							
14	Bailey, Jake	P	6-2	193	Jr.	Solana Beach, Calif. (Santa Fe Christian)							
27	Beall, Charlie	P	6-2	212	Jr.	Newport Coast, Calif. (St. Margaret's Episcopal)							
37	Riccitelli, Collin	K	6-0	191	So.	San Marcos, Calif. (Carlsbad)							
26	Toner, Jet	K	6-3	200	So.	Honolulu, Hawaii (Punahou)							
68	Keller, C.J.	LS	6-3	214	Sr.	Scottsdale, Ariz. (Brophy)							
69	McNitzky, Richard	LS	6-1	216	So.	San Antonio, Texas (MacArthur)							
56	Sweeney, Will	LS	6-2	235	Fr.	Larkspur, Calif. (St. Ignatius)							



23	Johnson, Ryan	DE	6-4	259	Fr.	Axis, Ala. (St. Paul's Episcopal)	4	Murphy, Alameen	CB	5-11	192	Sr.	Fort Washington, Md. (Friendly)
75	Hall, A.T.	OT	6-5	297	Sr.	Glendale, Ariz. (Brophy)	74	Hamilton, Devery	OT	6-7	301	So.	Ellicott City, Md. (Gilman)
68	Keller, C.J.	LS	6-3	214	Sr.	Scottsdale, Ariz. (Brophy)	28	Maddox, Dorian	RB	5-10	199	So.	Bowie, Md. (Gilman)
77	Tucker, Casey	OT	6-6	300	Sr.	Gilbert, Ariz. (Hamilton)	55	Powell, Dylan	OG/C	6-3	284	So.	New London, Mo. (Hannibal)
86	Veach, Lane	OLB	6-6	233	Sr.	Chandler, Ariz. (Perry)	66	Phillips, Harrison	DT	6-4	295	Sr.	Omaha, Neb. (Millard West)
26	Parson, J.J.	CB	5-10	180	So.	Chandler, Ariz. (Hamilton)	87	Snyder, Ben	TE	6-4	249	Jr.	Crystal Bay, Nev. (Incline)
19	Williams, Noah	CB	6-0	175	Fr.	Phoenix, Ariz. (Brophy)	77	Keck, Thunder	OLB	6-3	205	Fr.	Northfield, N.H. (Hotchkiss [Conn.]
64	Bright, David	OT/OG	6-5	299	5th	Yorba Linda, Calif. (Mater Dei)	10	Fox, Jordan	OLB	6-3	223	So.	Plainfield, N.J. (St. Peter's)
44	Palma, Kevin	ILB	6-2	248	5th	Pixley, Calif. (Mission Oak)	8	Stewart, Donald	WR	6-4	190	So.	Hillside, N.J. (Paramus Catholic)
10	Chryst, Keller	QB	6-5	234	Sr.	Palo Alto, Calif. (Palo Alto)	50	Wade-Perry, Dalyn	DT	6-4	332	Fr.	Englewood, N.J. (Pope John XXIII)
13	Holder, Alijah	CB	6-2	191	Sr.	Oceanside, Calif. (Oceanside)	78	Hattis, Henry	OT	6-6	301	So.	Rio Rancho, N.M. (Cleveland)
35	Marx, Daniel	FB	6-2	255	Sr.	Trabuco Canyon, Calif. (Mission Viejo)	24	Bohning, Hannes	FB	6-2	220	Fr.	Larchmont, N.Y. (Rye Country Day)
20	Okereke, Bobby	ILB	6-3	234	Sr.	Santa Ana, Calif. (Foothill)	34	Kalambayi, Peter	OLB	6-3	247	5th	Matthews, N.C. (Butler)
15	Perez, Jordan	ILB	6-2	221	Sr.	Carlsbad, Calif. (Carlsbad)	65	Chaffin, Brian	C	6-2	288	Jr.	Harrisburg, N.C. (Charlotte Christian)
14	Bailey, Jake	P	6-2	193	Jr.	Solana Beach, Calif. (Santa Fe Christian)	20	Love, Bryce	RB	5-10	196	Jr.	Wake Forest, N.C. (Wake Forest)
27	Beall, Charlie	P	6-2	212	Jr.	Newport Coast, Calif. (St. Margaret's Episcopal)	33	Tyler, Mike	OLB	6-5	236	5th	Brecksville, Ohio (Brecksville-Broadview Heights)
43	Beecher, Ryan	ILB	6-1	237	Jr.	Fresno, Calif. (San Joaquin Memorial)	6	Williams, Reagan	FB	6-3	229	Jr.	Jackson, Ohio (Jackson)
5	Buncom, Frank	FS	6-2	200	Jr.	San Diego, Calif. (St. Augustine)	32	Alfieri, Joey	ILB/OLB	6-3	241	Sr.	Portland, Ore. (Jesuit)
76	Dreyer, Jack	OT	6-8	300	Jr.	San Mateo, Calif. (Junipero Serra)	22	Scarlett, Cameron	RB	6-1	213	Jr.	Portland, Ore. (Central Catholic)
2	Irwin, Trenton	WR	6-2	205	Jr.	Valencia, Calif. (Hart)	25	Pryts, Andrew	FS	6-1	212	So.	Hermitage, Pa. (Hermitage)
46	Krishnamurthi, Sidhart	WR	5-11	160	Jr.	Saratoga, Calif. (Harker)	19	Arcega-Whiteside, JJ	WR	6-3	222	Jr.	Inman, S.C. (Dorman)
62	Maihen, Austin	OG	6-5	293	Jr.	Dove Canyon, Calif. (Santa Margarita Catholic)	97	Jackson, Dylan	DE	6-6	266	Jr.	Maryville, Tenn. (Maryville)
24	Meeks, Quenton	CB	6-2	197	Jr.	San Diego, Calif. (Del Norte)	2	Simmons, Brandon	FS	6-0	199	Sr.	Mansfield, Texas (Timberview)
52	Toohill, Casey	OLB	6-4	246	Jr.	San Diego, Calif. (Cathedral Catholic)	22	Eboh, Obi	CB	6-2	195	So.	Southlake, Texas (Carroll)
6	Butler, Treyjohn	SS	5-11	199	So.	Rancho Cucamonga, Calif. (Etiwanda)	69	McNitzky, Richard	LS	6-1	216	So.	San Antonio, Texas (MacArthur)
3	Costello, K.J.	QB	6-5	217	So.	Coto de Caza, Calif. (Santa Margarita Catholic)	82	Smith, Kaden	TE	6-5	250	So.	Flower Mound, Texas (Marcus)
37	Riccitelli, Collin	K	6-0	191	So.	San Marcos, Calif. (Carlsbad)	23	Speights, Trevor	RB	5-11	204	So.	McAllen, Texas (Memorial)
18	Richardson, Jack	QB	6-5	189	So.	Salinas, Calif. (Palma)	57	Williams, Michael	DT	6-2	280	So.	Fort Worth, Texas (All Saints' Episcopal)
21	Robinson, Curtis	OLB	6-3	232	So.	Irvine, Calif. (Mater Dei)	17	Adebo, Paulson	CB	6-1	185	Fr.	Mansfield, Texas (Mansfield)
11	Schwartz, Harry	WR	6-0	191	So.	Los Angeles, Calif. (Brentwood)	72	Little, Walker	OT	6-7	304	Fr.	Houston, Texas (Episcopal)
51	Dalman, Drew	C	6-3	269	Fr.	Salinas, Calif. (Palma)	37	McGrath, Joe	SS	6-2	195	Fr.	San Antonio, Texas (Alamo Heights)
88	Fisk, Tucker	TE	6-4	269	Fr.	Davis, Calif. (Davis Senior)	71	Fanaika, Brandon	OG	6-3	315	Sr.	Pleasant Grove, Utah (Pleasant Grove)
85	McCombs, Kyle	TE	6-5	230	Fr.	Laguna Beach, Calif. (St. John Bosco)	9	Schultz, Dalton	TE	6-6	242	Sr.	South Jordan, Utah (Bingham)
84	Parkinson, Colby	TE	6-7	229	Fr.	Simi Valley, Calif. (Oaks Christian)	27	Barton, Sean	ILB	6-3	233	Jr.	North Salt Lake, Utah (Woods Cross)
42	Phillips, Caleb	OLB	6-5	205	Fr.	Encinitas, Calif. (Santa Fe Christian)	34	Heimuli, Houston	FB	5-11	237	Fr.	Woods Cross, Utah (Bountiful)
81	St. Brown, Osiris	WR	6-2	183	Fr.	Brea, Calif. (Mater Dei)	25	Lund, Sione	RB	6-1	254	Fr.	Holladay, Utah (Brighton)
56	Sweeney, Will	LS	6-2	235	Fr.	Larkspur, Calif. (St. Ignatius)	90	Reid, Gabe	OLB	6-2	230	Fr.	American Fork, Utah (Timpview)
80	Harrington, Scooter	TE	6-5	247	So.	Riverside, Conn. (Greenwich)	17	Burns, Ryan	QB	6-5	230	5th	Leesburg, Va. (Stone Bridge)
73	Burkett, Jesse	C	6-4	304	Sr.	St. Augustine, Fla. (Bartram Trail)	21	Brandt-Sims, Isaiah	WR	5-11	183	Sr.	Wenatchee, Wash. (Wenatchee)
9	Edwards, Ben	FS	6-0	199	Jr.	Jacksonville, Fla. (Trinity Christian)	31	Branch, Mustafa	ILB	5-11	218	Jr.	Bellevue, Wash. (Bellevue)
99	Peek, Bo	DT	6-3	290	So.	Tampa, Fla. (Plant)	79	Sarell, Foster	OT	6-7	309	Fr.	Graham, Wash. (Graham-Kapowsin)
89	Atkins, Ryan	WR	6-2	195	Fr.	Ormond Beach, Fla. (Father Lopez)	5	Wedington, Connor	WR/RB	6-0	190	Fr.	Lake Tapps, Wash. (Sumner)
28	Franklin, Denzel	FS	6-0	202	Sr.	Smyrna, Ga. (Pace)	91	Schaffer, Thomas	DE	6-7	272	So.	Vienna, Austria (Lake Forest Academy [Ill.]
54	Wilson, Nick	OG	6-3	285	Jr.	Milton, Ga. (Milton)							
40	Trinh, Anthony	OLB	6-2	235	So.	Duluth, Ga. (Pace)							
18	Head, Stuart	FS	6-4	199	Fr.	Woodstock, Ga. (Etowah)							
15	Mills, Davis	QB	6-4	222	Fr.	Duluth, Ga. (Greater Atlanta Christian)							
63	Herbig, Nate	OG	6-4	339	So.	Kalaheo, Hawaii (Saint Louis)							
26	Toner, Jet	K	6-3	200	So.	Honolulu, Hawaii (Punahou)							
80	Cotton, Eric	DE	6-6	262	5th	Nampa, Idaho (Columbia)							
49	Burik, Lewis	ILB	5-10	208	Jr.	Chicago, Ill. (Saint Ignatius)							
51	Swann, Jovan	DE	6-2	263	So.	Greenwood, Ind. (Center Grove)							
58	Boles, Dylan	DE	6-4	255	Fr.	Adel, Iowa (Van Meter)							
11	Alexander, Terrence	CB	5-10	187	Sr.	New Orleans, La. (John Curtis Christian)							
8	Reid, Justin	SS	6-1	204	Jr.	Prairieville, La. (Dutchtown)							
4	Tyler, Jay	WR	5-8	167	Jr.	Gretna, La. (Isidore Newman)							
3	Antoine, Malik	CB	5-11	189	So.	Baton Rouge, La. (University Laboratory)							



Academic Majors Roster

64	Bright, David	OT/OG	6-5	299	5th	Biomechanical Engineering	3	Antoine, Malik	CB	5-11	189	So.	Undeclared
80	Cotton, Eric	DE	6-6	262	5th	Civil Engineering	6	Butler, Treyjohn	SS	5-11	199	So.	Undeclared
34	Kalambayi, Peter	OLB	6-3	247	5th	Communication	3	Costello, K.J.	QB	6-5	217	So.	Undeclared
11	Alexander, Terrence	CB	5-10	187	Sr.	Communication	22	Eboh, Obi	CB	6-2	195	So.	Undeclared
2	Simmons, Brandon	FS	6-0	199	Sr.	Communication	10	Fox, Jordan	OLB	6-3	223	So.	Undeclared
21	Brandt-Sims, Isaiah	WR	5-11	183	Sr.	Computer Science	74	Hamilton, Devery	OT	6-7	301	So.	Undeclared
46	Krishnamurthi, Sidhart	WR	5-11	160	Jr.	Economics	80	Harrington, Scooter	TE	6-5	247	So.	Undeclared
27	Beall, Charlie	P	6-2	212	Jr.	History	78	Hattis, Henry	OT	6-6	301	So.	Undeclared
43	Beecher, Ryan	ILB	6-1	237	Jr.	History	63	Herbig, Nate	OG	6-4	339	So.	Undeclared
5	Buncom, Frank	FS	6-2	200	Jr.	Human Biology	28	Maddox, Dorian	RB	5-10	199	So.	Undeclared
20	Love, Bryce	RB	5-10	196	Jr.	Human Biology	69	McNitzky, Richard	LS	6-1	216	So.	Undeclared
19	Arcega-Whiteside, JJ	WR	6-3	222	Jr.	International Relations	26	Parson, J.J.	CB	5-10	180	So.	Undeclared
27	Barton, Sean	ILB	6-3	233	Jr.	International Relations	99	Peek, Bo	DT	6-3	290	So.	Undeclared
87	Snyder, Ben	TE	6-4	249	Jr.	Mechanical Engineering	55	Powell, Dylan	OG/C	6-3	284	So.	Undeclared
54	Wilson, Nick	OG	6-3	285	Jr.	Mechanical Engineering	25	Pryts, Andrew	FS	6-1	212	So.	Undeclared
17	Burns, Ryan	QB	6-5	230	5th	Media Studies	37	Riccitelli, Collin	K	6-0	191	So.	Undeclared
33	Tyler, Mike	OLB	6-5	236	5th	Mgmt. Science and Engineering	18	Richardson, Jack	QB	6-5	189	So.	Undeclared
32	Alferi, Joey	ILB/OLB	6-3	241	Sr.	Mgmt. Science and Engineering	21	Robinson, Curtis	OLB	6-3	232	So.	Undeclared
20	Okereke, Bobby	ILB	6-3	234	Sr.	Mgmt. Science and Engineering	91	Schaffer, Thomas	DE	6-7	272	So.	Undeclared
49	Burik, Lewis	ILB	5-10	208	Jr.	Mgmt. Science and Engineering	11	Schwartz, Harry	WR	6-0	191	So.	Undeclared
8	Reid, Justin	SS	6-1	204	Jr.	Mgmt. Science and Engineering	82	Smith, Kaden	TE	6-5	250	So.	Undeclared
77	Tucker, Casey	OT	6-6	300	Sr.	Philosophy	23	Speights, Trevor	RB	5-11	204	So.	Undeclared
97	Jackson, Dylan	DE	6-6	266	Jr.	Political Science	8	Stewart, Donald	WR	6-4	190	So.	Undeclared
52	Toohill, Casey	OLB	6-4	246	Jr.	Political Science	51	Swann, Jovan	DE	6-2	263	So.	Undeclared
31	Branch, Mustafa	ILB	5-11	218	Jr.	Product Design	26	Toner, Jet	K	6-3	200	So.	Undeclared
4	Tyler, Jay	WR	5-8	167	Jr.	Psychology	40	Trinh, Anthony	OLB	6-2	235	So.	Undeclared
6	Williams, Reagan	FB	6-3	229	Jr.	Psychology	57	Williams, Michael	DT	6-2	280	So.	Undeclared
35	Marx, Daniel	FB	6-2	255	Sr.	Public Policy	17	Adebo, Paulson	CB	6-1	185	Fr.	Undeclared
10	Chryst, Keller	QB	6-5	234	Sr.	Science, Tech. and Society	89	Atkins, Ryan	WR	6-2	195	Fr.	Undeclared
71	Fanaika, Brandon	OG	6-3	315	Sr.	Science, Tech. and Society	24	Bohning, Hannes	FB	6-2	220	Fr.	Undeclared
75	Hall, A.T.	OT	6-5	297	Sr.	Science, Tech. and Society	58	Boles, Dylan	DE	6-4	255	Fr.	Undeclared
13	Holder, Alijah	CB	6-2	191	Sr.	Science, Tech. and Society	51	Dalman, Drew	C	6-3	269	Fr.	Undeclared
4	Murphy, Alameen	CB	5-11	192	Sr.	Science, Tech. and Society	88	Fisk, Tucker	TE	6-4	269	Fr.	Undeclared
15	Perez, Jordan	ILB	6-2	221	Sr.	Science, Tech. and Society	18	Head, Stuart	FS	6-4	199	Fr.	Undeclared
66	Phillips, Harrison	DT	6-4	295	Sr.	Science, Tech. and Society • Sociology	34	Heimuli, Houston	FB	5-11	237	Fr.	Undeclared
9	Schultz, Dalton	TE	6-6	242	Sr.	Science, Tech. and Society	23	Johnson, Ryan	DE	6-4	259	Fr.	Undeclared
86	Veach, Lane	OLB	6-6	233	Sr.	Science, Tech. and Society	77	Keck, Thunder	OLB	6-3	205	Fr.	Undeclared
14	Bailey, Jake	P	6-2	193	Jr.	Science, Tech. and Society	72	Little, Walker	OT	6-7	304	Fr.	Undeclared
65	Chaffin, Brian	C	6-2	288	Jr.	Science, Tech. and Society	25	Lund, Sione	RB	6-1	254	Fr.	Undeclared
76	Dreyer, Jack	OT	6-8	300	Jr.	Science, Tech. and Society	85	McCombs, Kyle	TE	6-5	230	Fr.	Undeclared
9	Edwards, Ben	FS	6-0	199	Jr.	Science, Tech. and Society	37	McGrath, Joe	SS	6-2	195	Fr.	Undeclared
2	Irwin, Trenton	WR	6-2	205	Jr.	Science, Tech. and Society	15	Mills, Davis	QB	6-4	222	Fr.	Undeclared
62	Maihen, Austin	OG	6-5	293	Jr.	Science, Tech. and Society	84	Parkinson, Colby	TE	6-7	229	Fr.	Undeclared
22	Scarlett, Cameron	RB	6-1	213	Jr.	Science, Tech. and Society	42	Phillips, Caleb	OLB	6-5	205	Fr.	Undeclared
24	Meeks, Quenton	CB	6-2	197	Jr.	Sociology	90	Reid, Gabe	OLB	6-2	230	Fr.	Undeclared
44	Palma, Kevin	ILB	6-2	248	5th	Sustainable Design and Construction	79	Sarell, Foster	OT	6-7	309	Fr.	Undeclared
73	Burkett, Jesse	C	6-4	304	Sr.	Symbolic Systems • Japanese	81	St. Brown, Osiris	WR	6-2	183	Fr.	Undeclared
68	Keller, C.J.	LS	6-3	214	Sr.	Symbolic Systems	56	Sweeney, Will	LS	6-2	235	Fr.	Undeclared
28	Franklin, Denzel	FS	6-0	202	Sr.	Urban Studies	50	Wade-Perry, Dalyn	DT	6-4	332	Fr.	Undeclared
							5	Wedington, Connor	WR/RB	6-0	190	Fr.	Undeclared
							19	Williams, Noah	CB	6-0	175	Fr.	Undeclared



17	Adebo, Paulson	CB	6-1	185	Fr.	@yg_3x
11	Alexander, Terrence	CB	5-10	187	Sr.	@Terrence_9
32	Alfieri, Joey	ILB/OLB	6-3	241	Sr.	@jalfier4
3	Antoine, Malik	CB	5-11	189	So.	@MalikAntoine3
19	Arcega-Whiteside, JJ	WR	6-3	222	Jr.	@jjarcega_22
89	Atkins, Ryan	WR	6-2	195	Fr.	@ryan_atkins88
27	Barton, Sean	ILB	6-3	233	Jr.	@s_b9rton
43	Beecher, Ryan	ILB	6-1	237	Jr.	@thatboybeecher
24	Bohning, Hannes	FB	6-2	220	Fr.	@hannesboehning5
58	Boles, Dylan	DE	6-4	255	Fr.	@Dyland_Boles_
31	Branch, Mustafa	ILB	5-11	218	Jr.	@mubbranch20
21	Brandt-Sims, Isaiah	WR	5-11	183	Sr.	@ibrandsims
5	Buncom, Frank	FS	6-2	200	Jr.	@BeastNamedFrank
73	Burkett, Jesse	C	6-4	304	Sr.	@JesseBurkett76
17	Burns, Ryan	QB	6-5	230	5th	@ryanburns16
6	Butler, Treyjohn	SS	5-11	199	So.	@_trejohnb
65	Chaffin, Brian	C	6-2	288	Jr.	@B_Chaffin
10	Chryst, Keller	QB	6-5	234	Sr.	@KellerChryst
3	Costello, K.J.	QB	6-5	217	So.	@kj_costello
80	Cotton, Eric	DE	6-6	262	5th	@ForlifeEric
51	Dalman, Drew	C	6-6	269	Fr.	@drewww0
76	Dreyer, Jack	OT	6-8	300	Jr.	@Jack_H_Dreyer
22	Eboh, Obi	CB	6-2	195	So.	@obi_Eboh3
9	Edwards, Ben	FS	6-0	199	Jr.	@bennyeddd
71	Fanaika, Brandon	OG	6-3	315	Sr.	@Bfanaika
88	Fisk, Tucker	TE	6-4	269	Fr.	@FiskTucker
10	Fox, Jordan	OLB	6-3	223	So.	@J_Fox10
28	Franklin, Denzel	FS	6-0	202	Sr.	@d_frank1
74	Hamilton, Devery	OT	6-7	301	So.	@D_Hamilton19
80	Harrington, Scooter	TE	6-5	247	So.	@scootalilcloser
78	Hattis, Henry	OT	6-6	301	So.	@HenryHattis
18	Head, Stuart	FS	6-4	199	Fr.	@TheStuartHead
34	Heimuli, Houston	FB	5-11	237	Fr.	@Hheimuli
63	Herbig, Nate	OG	6-4	339	So.	@nate_herbig
13	Holder, Alijah	CB	6-2	191	Sr.	@alijahholder96
2	Irwin, Trenton	WR	6-2	205	Jr.	@trenton_4
97	Jackson, Dylan	DE	6-6	266	Jr.	@Dylan_Jackson79
23	Johnson, Ryan	DE	6-4	259	Fr.	@ryanjohnson_50
34	Kalambayi, Peter	OLB	6-3	247	5th	@Doggnasty34
77	Keck, Thunder	OLB	6-3	205	Fr.	@ThunderKeck
68	Keller, C.J.	LS	6-3	214	Sr.	@cjceller14
72	Little, Walker	OT	6-7	304	Fr.	@walkerlittle45
20	Love, Bryce	RB	5-10	196	Jr.	@Blovee_20
25	Lund, Sione	RB	6-1	254	Fr.	@LundSione
28	Maddox, Dorian	RB	5-10	199	So.	@d_nicee009
62	Maihen, Austin	OG	6-5	293	Jr.	@AustinMaihen66
85	McCombs, Kyle	TE	6-5	230	Fr.	@kyle_mcombs
37	McGrath, Joe	SS	6-2	195	Fr.	@joemcgrath_
69	McNitzky, Richard	LS	6-1	216	So.	@RichardMcNitzky
24	Meeks, Quenton	CB	6-2	197	Jr.	@ShowtimeQM
15	Mills, Davis	QB	6-4	222	Fr.	@Millsions
4	Murphy, Alameen	CB	5-11	192	Sr.	@KingLeonidus23
20	Okereke, Bobby	ILB	6-3	234	Sr.	@BobbyOkereke
44	Palma, Kevin	ILB	6-2	248	5th	@KevinPalma85
84	Parkinson, Colby	TE	6-7	229	Fr.	@CJ51
26	Parson, J.J.	CB	5-10	180	So.	@JJ_Parson4
99	Peek, Bo	DT	6-3	290	So.	@cuddie_bo
15	Perez, Jordan	ILB	6-2	221	Sr.	@jperez4444
42	Phillips, Caleb	OLB	6-5	205	Fr.	@calebsphillips
66	Phillips, Harrison	DT	6-4	295	Sr.	@horribleharry66
55	Powell, Dylan	OG/C	6-3	284	So.	@Dylan_Powell74
25	Pryts, Andrew	FS	6-1	212	So.	@andrewpryts25
90	Reid, Gabe	OLB	6-2	230	Fr.	@gabereid90
8	Reid, Justin	SS	6-1	204	Jr.	@jreid_viii
37	Riccitelli, Collin	K	6-0	191	So.	@criccitelli3
18	Richardson, Jack	QB	6-5	189	So.	@jrjchqb
21	Robinson, Curtis	OLB	6-3	232	So.	@_curtisrobinson
79	Sarell, Foster	OT	6-7	309	Fr.	@thebigfozbear

22	Scarlett, Cameron	RB	6-1	213	Jr.	@cam_scarlett11
91	Schaffer, Thomas	DE	6-7	272	So.	@Thschaffer
9	Schultz, Dalton	TE	6-6	242	Sr.	@BinghamBaller9
11	Schwartz, Harry	WR	6-0	191	So.	@hschwiz
2	Simmons, Brandon	FS	6-0	199	Sr.	@DoltForTwo
82	Smith, Kaden	TE	6-5	250	So.	@TheKadenSmith
87	Snyder, Ben	TE	6-4	249	Jr.	@basnyder17
23	Speights, Trevor	RB	5-11	204	So.	@TSpeightsRB
81	St. Brown, Osiris	WR	6-2	183	Fr.	@osiristbrown
8	Stewart, Donald	WR	6-4	190	So.	@Donald_Stewart8
51	Swann, Jovan	DE	6-2	263	So.	@_jswann
56	Sweeney, Will	LS	6-2	235	Fr.	@WillSweeney2017
26	Toner, Jet	K	6-3	200	So.	@jet_toner
52	Toohill, Casey	OLB	6-4	246	Jr.	@CaseyToohill
40	Trinh, Anthony	OLB	6-2	235	So.	@TRINHSANITY17
77	Tucker, Casey	OT	6-6	300	Sr.	@CaseyTucker77
4	Tyler, Jay	WR	5-8	167	Jr.	@jtyler1596
33	Tyler, Mike	OLB	6-5	236	5th	@Mike_Tyler33
86	Veach, Lane	OLB	6-6	233	Sr.	@SonOfAV3ACH
50	Wade-Perry, Dalyn	DT	6-4	332	Fr.	@DalynWP
5	Wedington, Connor	WR/RB	6-0	190	Fr.	@ConnorWedington
57	Williams, Michael	DT	6-2	280	So.	@mike_williams52
19	Williams, Noah	CB	6-0	175	Fr.	@noahw2399
6	Williams, Reagan	FB	6-3	229	Jr.	@RWilliams_6
54	Wilson, Nick	OG	6-3	285	Jr.	@StanfordOL54



Date	Opponent	Score	Att.
Aug 27, 201	vs Rice	W 62-7	33101
* Sep 09, 201	at #6 USC	L 24-42	77614
Sep 16, 201	at San Diego State	L 17-20	43040
* Sep 23, 201	UCLA	W 58-34	48042
* Sep 30, 201	ARIZONA STATE	W 34-24	44422
* Oct 07, 201	at #20 Utah	W 23-20	45991
* Oct 14, 201	OREGON	W 49-7	48559
* Oct 26, 201	at Oregon State	W 15-14	30912
* Nov 04, 201	at #25 Washington State	L 21-24	32952
* Nov 10, 201	#9 WASHINGTON	W 30-22	44589
* Nov 18, 201	CAL	W 17-14	51424

Rushing	g	att	gain	loss	net	avg	td	lg	avg/g
Love, Bryce	1	195	1780	57	1723	8.8	16	75	172.3
Scarlett, Cameron	1	73	362	10	352	4.8	6	62	32.0
Speights, Trevor	8	28	112	5	107	3.8	0	21	13.4
Costello, K.J.	8	17	116	16	100	5.9	3	25	12.5
Wedington, Connor	1	2	52	0	52	26.0	0	43	5.2
Maddox, Dorian	1	12	37	0	37	3.1	0	9	3.4
Burns, Ryan	7	7	29	8	21	3.0	0	9	3.0
Bailey, Jake	1	1	17	0	17	17.0	0	17	1.5
Total	1	370	2555	182	2373	6.4	26	75	215.7
Opponents	1	403	2180	291	1889	4.7	15	59	171.7

Passing	g	effc	comp	att	int	pct	yds	td	lg	avg/g
Chryst, Keller	7	123.06	78	144	4	54.2	962	8	56	137.4
Costello, K.J.	8	129.22	85	140	2	60.7	993	5	40	124.1
Burns, Ryan	7	186.97	5	7	0	71.4	57	1	33	8.1
Tyler, Jay	1	1234.40	1	1	0	100.	16	0	16	1.6
Total	1	127.93	169	292	6	57.9	2028	14	56	184.4
Opponents	1	127.36	217	339	14	64.0	2379	13	49	216.3

Receiving	g	no.	yds	avg	td	lg	avg/g
Arcega-Whiteside, J	9	37	595	16.1	5	40	66.1
Irwin, Trenton	1	37	402	10.9	1	30	36.5
Wedington, Connor	1	25	190	7.6	0	33	19.0
Schultz, Dalton	1	17	181	10.6	2	31	18.1
Smith, Kaden	1	16	269	16.8	2	54	24.5
Stewart, Donald	1	10	121	12.1	0	41	11.0
Parkinson, Colby	1	9	86	9.6	4	24	7.8
Love, Bryce	1	6	33	5.5	0	12	3.3
Scarlett, Cameron	1	4	89	22.2	0	56	8.1
Marx, Daniel	1	3	34	11.3	0	24	3.1
Harrington, Scooter	8	3	10	3.3	0	6	1.2
Burns, Ryan	7	1	16	16.0	0	16	2.3
Speights, Trevor	8	1	2	2.0	0	2	0.2
Total	1	169	2028	12.0	14	56	184.4
Opponents	1	217	2379	11.0	13	49	216.3

Field Goals	fg	pct.	01-19	20-29	30-39	40-49	50-99	lg	blk
Toner, Jet	19-23	82.6	0-0	5-6	9-10	5-7	0-0	46	0

Scoring	td	fg	PAT				dxp	saf	pts
			kick	rush	rcv	pass			
Toner, Jet	-	19-23	41-41	-	-	-	-	-	98
Love, Bryce	16	-	-	-	-	-	-	-	96
Scarlett, Cameron	6	-	-	-	-	-	-	-	36
Arcega-Whiteside, J	5	-	-	-	-	-	-	-	30
Parkinson, Colby	4	-	-	-	-	-	-	-	24
Costello, K.J.	3	-	-	-	-	-	-	-	18
Smith, Kaden	2	-	-	-	-	-	-	-	12
Schultz, Dalton	2	-	-	-	-	-	-	-	12
Okereke, Bobby	1	-	-	-	-	-	-	-	6
Simmons, Brandon	1	-	-	-	-	-	-	-	6
Irwin, Trenton	1	-	-	-	-	-	-	-	6
Chryst, Keller	1	-	-	-	-	0-1	-	-	6
Total	42	19-23	41-41	-	-	0-1	-	-	350
Opponents	28	10-16	26-26	1-1	1	1-1	-	-	228

Score by Quarters	1st	2nd	3rd	4th	OT	Total
Stanford	68	115	82	85	0	350
Opponents	44	82	38	64	0	228

Record:	Overall	Home	Away	Neutral
All games	8-3	5-0	2-3	1-0
Conference	7-2	5-0	2-2	0-0
Non-Conference	1-1	0-0	0-1	1-0

Team Statistics	STAN	OPP
FIRST DOWNS	195	233
Rushing	86	102
Passing	88	112
Penalty	21	19
RUSHING YARDAGE	2373	1889
Rushing Attempts	370	403
Average Per Rush	6.4	4.7
Average Per Game	215.7	171.7
TDs Rushing	26	15
PASSING YARDAGE	2028	2379
Comp-Att-Int	169-292-6	217-339-14
Average Per Pass	6.9	7.0
Average Per Catch	12.0	11.0
Average Per Game	184.4	216.3
TDs Passing	14	13
TOTAL OFFENSE	4401	4268
Average Per Play	6.6	5.8
Average Per Game	400.1	388.0
KICK RETURNS: #-Yards	30-755	21-368
PUNT RETURNS: #-Yards	15-132	13-37
INT RETURNS: #-Yards	14-148	6-30
FUMBLES-LOST	12-4	17-7
PENALTIES-Yards	68-544	75-705
PUNTS-AVG	41-44.1	44-38.7
TIME OF POSSESSION/G	30:03	29:57
3RD-DOWN Conversions	59/137	64/146
4TH-DOWN Conversions	6/10	4/12

Interceptions	no.	yds	avg	td	lg
Reid, Justin	5	1	0.2	0	1
Edwards, Ben	2	39	19.5	0	29
Meeks, Quenton	2	11	5.5	0	11
Okereke, Bobby	1	52	52.0	1	52
Swann, Jovan	1	2	2.0	0	2
Toohill, Casey	1	2	2.0	0	2
Holder, Alijah	1	32	32.0	0	32
Simmons, Brandon	1	9	9.0	0	9

Punting	no.	yds	avg	lg	tb	fc	i2050+	blk
Bailey, Jake	41	181	44.1	61	2	14	18	10

Punt Returns	no.	yds	avg	td	lg
Tyler, Jay	9	70	7.8	0	18
Irwin, Trenton	3	28	9.3	0	14
Wedington, Connor	2	6	3.0	0	4
Robinson, Curtis	1	26	26.0	0	0
Simmons, Brandon	0	2	0.0	1	2
Total	15	132	8.8	1	18
Opponents	13	37	2.8	0	12

Kick Returns	no.	yds	avg	td	lg
Scarlett, Cameron	26	664	25.5	0	47
Maddox, Dorian	3	96	32.0	0	46
Smith, Kaden	1	-5	-5.0	0	0
Total	30	755	25.2	0	47
Opponents	21	368	17.5	0	29

All Purpose	g	rush	rcv	pr	kr	ir	total	avg/g
Love, Bryce	10	1723	33	0	0	0	1756	175.6
Scarlett, Cam	11	352	89	0	664	0	1105	100.5
Arcega-White	9	0	595	0	0	0	595	66.1
Irwin, Trenton	11	0	402	28	0	0	430	39.1
Smith, Kaden	11	0	269	0	-5	0	264	24.0
Wedington, C	10	52	190	6	0	0	248	24.8
Schultz, Dalto	10	0	181	0	0	0	181	18.1
Maddox, Dori	11	37	0	0	96	0	133	12.1
Stewart, Dona	11	0	121	0	0	0	121	11.0



2017 Stanford Football
Stanford Overall Defensive Statistics (as of Nov 19, 2017)
All games

##	Defensive Leaders	ua	Tackles			Sacks		Pass defense			Fumbles		blkd		saf
			a	tot	tfl/yds	no-yds	int-yds	brup	qbh	rcv-yds	ff	kick			
66	Phillips, Harrison	28	52	80	13.5-51	5.0-32	.	.	6	2-0	2	1	.		
8	Reid, Justin	42	37	79	3.5-8	.	5-1	3	2		
20	Okereke, Bobby	37	36	73	5.0-39	4.0-38	1-52	.	3	.	1	.	.		
15	Perez, Jordan	24	29	53	1.5-10	1.5-10	.	.	1		
24	Meeks, Quenton	29	23	52	.	.	2-11	4		
34	Kalambayi, Peter	20	22	42	4.5-27	3.0-23	.	1	5		
4	Murphy, Alameen	26	11	37	1.0-1	.	.	2	1	1-0	.	.	.		
5	Buncom, Frank	19	16	35	.	.	.	1	.	.	1	.	.		
9	Edwards, Ben	15	17	32	.	.	2-39	2	.	.	1	.	.		
32	Alfieri, Joey	14	18	32	3.0-21	2.0-16	.	.	1		
80	Cotton, Eric	9	20	29	4.0-24	2.5-23	.	.	2		
97	Jackson, Dylan	5	22	27	1.5-6	0.5-3	.	.	1	1-0	.	.	.		
13	Holder, Alijah	17	9	26	2.0-5	.	1-32	3	.	.	3	.	.		
2	Simmons, Brandon	17	9	26	.	.	1-9	1	.	.	1	.	.		
21	Robinson, Curtis	10	12	22	1.5-13	.	.	1	.	.	.	1	.		
33	Tyler, Mike	9	13	22	2.5-21	2.0-19	.	1	3		
3	Antoine, Malik	11	8	19	0.5-5	.	.	2		
52	Toohill, Casey	7	10	17	4.0-13	1.0-9	1-2	.	1	1-0	.	.	.		
51	Swann, Jovan	4	11	15	2.5-8	1.5-5	1-2	.	2	.	1	.	.		
27	Barton, Sean	8	6	14	1.0-8	1.0-8	1	.	.		
44	Palma, Kevin	2	11	13	1.0-1	1.0-1	.	1	.	1-0	.	.	.		
10	Fox, Jordan	7	3	10	1.5-7	.	.	.	1	1-0	.	.	.		
31	Branch, Mustafa	5	4	9		
57	Williams, Mike	.	5	5		
28	Franklin, Denzel	2	3	5		
2A	Brandt-Sims, Isaiah	4	.	4	1	.	.		
40	Trinh, Anthony	2	2	4		
49	Burik, Lewis	1	1	2		
43	Beecher, Ryan	2	.	2		
35	Marx, Daniel	1	1	2		
11	Alexander, Terrance	2	.	2	1.0-2	.	.	1		
0E	Wedington, Connor	1	.	1		
0H	Stewart, Donald	1	.	1		
0B	Irwin, Trenton	1	.	1		
91	Schaffer, Thomas	.	1	1		
86	Veach, Lane	.	1	1		
22	Eboh, Obi	.	1	1		
6	Butler, Treyjohn	1	.	1		
69	McNitzky, Richard	1	.	1		
Total		384	414	798	55-270	25-187	14-148	23	29	7-0	12	2	.		
Opponents		349	320	669	52-164	12-84	6-30	51	18	4-0	4	.	.		



Stanford Passing Game-by-Game (as of Nov 19, 2017) All games

#0C Costello,K	Comp	Att	Int	Pct	Yards	TD	Long	Sacked	Effic
Rice	5	9	0	55.6	80	0	28	0-0	130.22
UCLA	13	19	0	68.4	123	2	22	0-0	157.54
Arizona State	15	24	0	62.5	173	1	40	0-0	136.80
Utah	5	9	0	55.6	57	0	16	0-0	108.76
Oregon	5	6	0	83.3	59	1	30	0-0	220.93
Washington State	9	20	1	45.0	105	0	24	2-15	79.10
Washington	16	27	0	59.3	211	0	39	1-1	124.90
Cal	17	26	1	65.4	185	1	33	0-0	130.15
TOTALS	85	140	2	60.7	993	5	40	3-16	129.22

#1J Chryst,K	Comp	Att	Int	Pct	Yards	TD	Long	Sacked	Effic
Rice	14	24	0	58.3	253	2	56	1-9	174.38
USC	15	28	0	53.6	172	2	39	2-12	128.74
San Diego State	9	20	2	45.0	72	0	17	4-31	55.24
UCLA	1	3	0	33.3	12	0	12	0-0	66.93
Utah	8	15	0	53.3	131	0	54	0-0	126.69
Oregon	15	21	1	71.4	181	3	34	0-0	181.45
Oregon State	16	33	1	48.5	141	1	25	1-8	88.32
TOTALS	78	144	4	54.2	962	8	56	8-60	123.06

#1G Burns,R	Comp	Att	Int	Pct	Yards	TD	Long	Sacked	Effic
Rice	2	4	0	50.0	36	1	33	1-8	208.10
San Diego State	1	1	0	100.0	8	0	8	0-0	167.20
UCLA	2	2	0	100.0	13	0	7	0-0	154.60
TOTALS	5	7	0	71.4	57	1	33	1-8	186.97

Stanford Rushing/Receiving Game-by-Game (as of Nov 19, 2017) All games

RUSHING	No-Yds/TD	RICE	USC	SDSU	UCLA	ASU	UTAH	ORE	OSU	WSU	WASH	CAL
Love,B	195-1723/1	13-180/	17-160/	13-184/	30-263/	25-301/	20-152/	17-147/	DNP	16-69/1	30-166/	14-101/
Scarlett,C	73-352/6	8-59/3	6-14/0	3-5/0	8-86/3	5-13/0	3-5/0	8-35/0	17-72/0	1-2/0	-	14-61/0
Speights,T	28-107/0	DNP	DNP	1-2/0	1--1/0	DNP	-	8-61/0	5-10/0	4-11/0	6-6/0	3-18/0
Costello,K	17-100/3	1-25/1	DNP	DNP	2-15/1	-	2-19/0	-	DNP	3--1/1	5-26/0	4-16/0
Wedington,C	2-52/0	-	-	1-9/0	1-43/0	-	-	-	-	-	-	DNP
Maddox,D	12-37/0	8-29/0	-	-	-	-	-	4-8/0	-	-	-	-
Burns,R	7-21/0	3-4/0	DNP	-	1-2/0	1-3/0	DNP	-	DNP	2-12/0	DNP	-
Bailey,J	1-17/0	-	-	-	-	1-17/0	-	-	-	-	-	-
Marx,D	1-0/0	-	-	-	-	-	-	-	-	1-0/0	-	-
Chryst,K	19--5/1	2--2/0	3--4/0	4--26/0	1-5/0	DNP	4-23/1	-	5--1/0	DNP	DNP	DNP
TEAM	15--31/0	1--8/0	DNP	DNP	1--8/0	1--3/0	2--3/0	4--3/0	DNP	DNP	3--3/0	3--3/0

RECEIVING	No-Yds/TD	RICE	USC	SDSU	UCLA	ASU	UTAH	ORE	OSU	WSU	WASH	CAL
A.-Whiteside,JJ	37-595/5	DNP	4-67/1	-	5-62/0	4-63/1	DNP	6-112/2	3-30/1	3-52/0	5-130/0	7-79/0
Irwin,T	37-402/1	2-43/0	2-21/0	6-49/0	3-33/1	3-23/0	2-44/0	5-52/0	4-33/0	1-10/0	5-46/0	4-48/0
Smith,K	16-269/2	4-55/1	2-25/0	-	1-20/0	1-22/0	2-57/0	1-10/0	2-37/0	-	-	3-43/1
Wedington,C	25-190/0	6-82/0	3-29/0	1-8/0	2-9/0	2-5/0	1-9/0	2-26/0	3-7/0	3-7/0	2-8/0	DNP
Schultz,D	17-181/2	2-41/0	2-7/1	1-16/0	3-15/1	3-46/0	3-29/0	1-8/0	2-19/0	-	-	DNP
Stewart,D	10-121/0	2-46/0	-	-	-	2-14/0	2-21/0	2-22/0	1-12/0	-	-	1-6/0
Scarlett,C	4-89/0	1-56/0	1-23/0	-	1-7/0	-	-	-	1-3/0	-	-	-
Parkinson,C	9-86/4	3-40/2	-	-	-	-	1-14/0	3-10/2	-	1-12/0	1-10/0	-
Marx,D	3-34/0	-	-	-	-	-	-	-	-	1-24/0	1-3/0	1-7/0
Love,B	6-33/0	-	-	1-3/0	1-2/0	-	2-14/0	-	DNP	-	1-12/0	1-2/0
Burns,R	1-16/0	-	DNP	-	-	-	DNP	1-16/0	DNP	-	DNP	-
Harrington,S	3-10/0	1-6/0	1-0/0	1-4/0	DNP	-	DNP	-	DNP	-	-	-
Speights,T	1-2/0	DNP	DNP	-	-	DNP	-	-	-	-	1-2/0	-



Stanford Total Tackles Game-by-Game (as of Nov 19, 2017)
All games

Total Tackles	UA-A	Total	RICE	USC	SDSU	UCLA	ASU	UTAH	ORE	OSU	WSU	WASH	CAL
Phillips,H	28-52	80	3-2	5-6	3-8	1-4	0-9	1-5	1-3	5-5	5-3	2-2	2-5
Reid,J	42-37	79	2-1	4-3	6-0	5-4	2-7	6-2	2-4	2-4	6-1	4-4	3-7
Okereke,B	37-36	73	-	6-2	9-0	2-6	2-5	2-3	0-7	4-1	5-2	7-4	0-6
Perez,J	24-29	53	3-1	0-2	2-3	2-4	2-6	3-3	1-3	5-2	4-1	0-1	2-3
Meeks,Q	29-23	52	-	5-1	3-4	4-3	1-3	3-1	0-2	4-4	4-1	2-3	3-1
Kalambayi,P	20-22	42	5-0	2-0	2-5	1-0	0-5	4-0	1-2	-	3-2	1-4	1-4
Murphy,A	26-11	37	-	-	1-1	6-1	1-3	1-0	1-1	4-1	5-1	5-0	2-3
Buncom,F	19-16	35	0-2	3-1	1-0	-	1-3	1-2	1-0	2-1	2-1	6-5	2-1
Edwards,B	15-17	32	0-1	1-1	-	1-3	1-5	2-1	2-3	1-1	4-0	1-0	2-2
Alfieri,J	14-18	32	1-0	-	2-0	-	3-6	2-3	2-2	1-2	1-0	1-3	1-2
Cotton,E	9-20	29	1-0	1-0	2-7	-	0-6	2-0	0-2	2-3	1-1	0-1	-
Jackson,D	5-22	27	-	1-1	1-3	-	0-7	1-0	1-3	1-3	0-3	0-1	0-1
Simmons,B	17-9	26	1-0	5-1	2-1	3-2	3-3	-	2-0	0-1	1-1	-	-
Holder,A	17-9	26	0-1	1-2	3-1	5-2	1-2	4-1	2-0	1-0	DNP	DNP	DNP
Tyler,M	9-13	22	DNP	3-3	4-0	-	1-3	0-3	0-2	-	1-2	-	-
Robinson,C	10-12	22	0-2	3-2	1-0	2-0	1-0	1-2	1-5	1-0	DNP	DNP	0-1
Antoine,M	11-8	19	2-2	-	0-1	1-2	2-1	2-1	2-1	-	-	1-0	1-0
Toohill,C	7-10	17	2-2	0-1	1-0	0-1	1-1	-	0-3	-	2-1	1-1	-
Swann,J	4-11	15	1-1	0-1	-	-	0-2	1-0	1-5	-	0-1	-	1-1
Barton,S	8-6	14	4-2	2-2	2-2	DNP	DNP	DNP	DNP	DNP	DNP	DNP	DNP
Palma,K	2-11	13	-	1-1	1-0	0-2	0-1	0-1	0-2	-	-	0-1	0-3
Fox,J	7-3	10	3-0	DNP	DNP	0-1	DNP	1-0	2-2	1-0	-	-	-
Branch,M	5-4	9	0-2	DNP	DNP	DNP	DNP	DNP	DNP	-	3-0	1-0	1-2
Williams,M	0-5	5	-	0-2	DNP	-	0-1	-	0-2	-	-	-	-
Franklin,D	2-3	5	1-0	-	-	1-2	0-1	-	-	-	-	-	-
Brandt-Sims,I	4-0	4	-	DNP	DNP	-	1-0	-	2-0	1-0	-	-	-
Trinh,A	2-2	4	2-1	DNP	DNP	DNP	DNP	DNP	0-1	DNP	DNP	DNP	DNP
Burik,L	1-1	2	0-1	DNP	DNP	DNP	DNP	DNP	1-0	DNP	DNP	DNP	DNP
Beecher,R	2-0	2	1-0	-	-	-	-	-	1-0	-	-	-	-
Alexander,T	2-0	2	2-0	DNP	DNP	DNP	DNP	DNP	DNP	DNP	DNP	DNP	DNP
Marx,D	1-1	2	-	-	-	1-0	-	-	-	-	0-1	-	-
Eboh,O	0-1	1	-	-	-	0-1	-	-	-	-	-	-	-
Irwin,T	1-0	1	-	-	-	-	-	-	-	1-0	-	-	-
Veach,L	0-1	1	0-1	DNP	DNP	DNP	DNP	DNP	DNP	DNP	DNP	DNP	DNP
Stewart,D	1-0	1	-	-	1-0	-	-	-	-	-	-	-	-
McNitzky,R	1-0	1	-	-	-	1-0	-	-	-	-	-	-	-
Schaffer,T	0-1	1	-	DNP	DNP	DNP	DNP	DNP	0-1	DNP	DNP	DNP	DNP
Wedington,C	1-0	1	-	-	-	-	-	-	-	-	1-0	-	DNP
Butler,T	1-0	1	-	-	1-0	-	-	-	DNP	DNP	DNP	DNP	DNP

Stanford Sacks Game-by-Game (as of Nov 19, 2017)
All games

SACKS	UA-A	Total	RICE	USC	SDSU	UCLA	ASU	UTAH	ORE	OSU	WSU	WASH	CAL
Phillips,H	3-4	5.0	-	-	0.5-2	1.0-5	1.0-6	-	1.0-6	0.5-2	1.0-11	-	-
Okereke,B	4-0	4.0	-	-	1.0-2	-	-	1.0-9	-	-	-	2.0-27	-
Kalambayi,P	3-0	3.0	1.0-1	-	-	-	-	1.0-11	-	-	-	-	1.0-11
Cotton,E	1-3	2.5	-	-	1.5-16	-	0.5-4	-	-	0.5-3	-	-	-
Alfieri,J	2-0	2.0	-	-	1.0-7	-	-	-	-	-	1.0-9	-	-
Tyler,M	2-0	2.0	DNP	-	1.0-7	-	1.0-12	-	-	-	-	-	-
Perez,J	1-1	1.5	-	-	-	-	-	-	-	1.0-8	0.5-2	-	-
Swann,J	1-1	1.5	-	-	-	-	-	-	1.0-3	-	0.5-2	-	-
Barton,S	1-0	1.0	1.0-8	-	-	DNP	DNP	DNP	DNP	DNP	DNP	DNP	DNP
Toohill,C	1-0	1.0	-	-	1.0-9	-	-	-	-	-	-	-	-
Palma,K	1-0	1.0	-	1.0-1	-	-	-	-	-	-	-	-	-
Jackson,D	0-1	0.5	-	-	-	-	0.5-3	-	-	-	-	-	-



2017 Participation

##	PLAYER	GP-GS	RICE	USC	SDSU	UCLA	ASU	UTAH	ORE	OSU	WSU	WASH	CAL
11	A.-Whiteside,JJ	9/8	...	XXX	START	START	START	...	START	START	START	START	START
11	Alexander,T	1/-	XXX
32	Alfieri,J	11/1	XXX	XXX	XXX	XXX	XXX	XXX	XXX	XXX	XXX	XXX	XXX
3	Antoine,M	11/-	XXX	XXX	XXX	XXX	XXX	XXX	XXX	XXX	XXX	XXX	XXX
14	Bailey,J	11/-	XXX	XXX	XXX	XXX	XXX	XXX	XXX	XXX	XXX	XXX	XXX
27	Barton,S	3/3	START	START	START
43	Beecher,R	11/-	XXX	XXX	XXX	XXX	XXX	XXX	XXX	XXX	XXX	XXX	XXX
31	Branch,M	5/-	XXX	XXX	XXX	XXX	XXX
2A	Brandt-Sims,I	9/-	XXX	XXX	XXX	XXX	XXX	XXX	XXX	XXX	XXX
64	Bright,D	11/11	START	START	START	START	START	START	START	START	START	START	START
5	Buncom,F	11/9	XXX	START	XXX	START	START	START	START	START	START	START	START
49	Burik,L	2/-	XXX	XXX
73	Burkett,J	11/11	START	START	START	START	START	START	START	START	START	START	START
1G	Burns,R	7/-	XXX	...	XXX	XXX	XXX	...	XXX	...	XXX	...	XXX
6	Butler,T	6/-	XXX	XXX	XXX	XXX	XXX	XXX
65	Chaffin,B	8/-	XXX	XXX	XXX	XXX	XXX	XXX	XXX	XXX	...
1J	Chryst,K	7/7	START	START	START	START	...	START	START	START
80	Costello,K	8/4	XXX	XXX	START	XXX	XXX	...	START	START	START
0C	Cotton,E	11/11	START	START	START	START	START	START	START	START	START	START	START
22	Eboh,O	11/-	XXX	XXX	XXX	XXX	XXX	XXX	XXX	XXX	XXX	XXX	XXX
9	Edwards,B	11/4	XXX	XXX	XXX	XXX	START	START	XXX	XXX	START	XXX	START
71	Fanaika,B	10/3	START	START	XXX	XXX	START	XXX	XXX	...	XXX	XXX	XXX
10	Fox,J	8/-	XXX	XXX	...	XXX	XXX	XXX	XXX	XXX	XXX
28	Franklin,D	11/-	XXX	XXX	XXX	XXX	XXX	XXX	XXX	XXX	XXX	XXX	XXX
75	Hall,AT	10/9	...	XXX	START	START	START	START	START	START	START	START	START
74	Hamilton,D	9/5	START	START	XXX	XXX	XXX	...	START	...	XXX	START	START
8J	Harrington,S	8/4	XXX	START	START	...	XXX	...	XXX	...	START	XXX	START
78	Hattis,H	1/-	XXX
63	Herbig,N	10/10	START	START	START	START	...	START	START	START	START	START	START
13	Holder,A	8/7	START	START	START	START	XXX	START	START	START
0B	Irwin,T	11/10	START	XXX	START	START	START	START	START	START	START	START	START
97	Jackson,D	11/6	START	XXX	START	XXX	XXX	XXX	START	START	XXX	START	START
34	Kalambayi,P	11/10	START	START	START	START	START	START	XXX	START	START	START	START
68	Keller,CJ	11/-	XXX	XXX	XXX	XXX	XXX	XXX	XXX	XXX	XXX	XXX	XXX
46	Krishnamurthi,S	1/-	XXX
72	Little,W	8/6	XXX	XXX	START	START	START	START	...	START
2J	Love,B	10/10	START	START	START	START	START	START	START	...	START	START	START
2H	Maddox,D	11/-	XXX	XXX	XXX	XXX	XXX	XXX	XXX	XXX	XXX	XXX	XXX
62	Maihen,A	1/-	XXX
35	Marx,D	11/4	START	START	XXX	XXX	XXX	XXX	XXX	XXX	XXX	START	START
69	McNitzky,R	11/-	XXX	XXX	XXX	XXX	XXX	XXX	XXX	XXX	XXX	XXX	XXX
24	Meeks,Q	11/11	START	START	START	START	START	START	START	START	START	START	START
4	Murphy,A	11/4	XXX	XXX	XXX	XXX	START	XXX	XXX	XXX	START	START	START
20	Okereke,B	11/11	START	START	START	START	START	START	START	START	START	START	START
44	Palma,K	11/-	XXX	XXX	XXX	XXX	XXX	XXX	XXX	XXX	XXX	XXX	XXX
84	Parkinson,C	11/-	XXX	XXX	XXX	XXX	XXX	XXX	XXX	XXX	XXX	XXX	XXX
26	Parson,JJ	2/-	XXX	XXX
15	Perez,J	11/7	XXX	XXX	XXX	START	START	START	START	START	START	START	XXX
66	Phillips,H	11/10	START	START	START	START	START	START	XXX	START	START	START	START
55	Powell,D	5/-	XXX	XXX	XXX	XXX	XXX	...
25	Pryts,A	1/-	XXX
8	Reid,J	11/11	START	START	START	START	START	START	START	START	START	START	START
1H	Richardson,J	1/-	XXX
21	Robinson,C	9/-	XXX	XXX	XXX	XXX	XXX	XXX	XXX	XXX	XXX
79	Sarell,F	11/-	XXX	XXX	XXX	XXX	XXX	XXX	XXX	XXX	XXX	XXX	XXX
2B	Scarlett,C	11/1	XXX	XXX	XXX	XXX	XXX	XXX	XXX	START	XXX	XXX	XXX
91	Schaffer,T	2/-	XXX	XXX
0I	Schultz,D	10/10	START	START	START	START	START	START	START	START	START	START	...
1A	Schwartz,H	1/-	XXX
2	Simmons,B	11/4	START	START	START	START	XXX	XXX	XXX	XXX	XXX	XXX	XXX
82	Smith,K	11/2	XXX	XXX	XXX	START	XXX	START	XXX	XXX	XXX	XXX	XXX
87	Snyder,B	1/-	XXX
2C	Speights,T	8/-	XXX	XXX	...	XXX	XXX	XXX	XXX	XXX	XXX
0H	Stewart,D	11/1	XXX	XXX	XXX	XXX	XXX	START	XXX	XXX	XXX	XXX	XXX
51	Swann,J	11/-	XXX	XXX	XXX	XXX	XXX	XXX	XXX	XXX	XXX	XXX	XXX
2F	Toner,J	11/-	XXX	XXX	XXX	XXX	XXX	XXX	XXX	XXX	XXX	XXX	XXX
52	Toohill,C	11/2	START	XXX	XXX	XXX	XXX	XXX	START	XXX	XXX	XXX	XXX
40	Trinh,A	2/-	XXX	XXX
0D	Tyler,J	10/1	START	XXX	XXX	XXX	XXX	XXX	XXX	XXX	XXX	XXX	...
33	Tyler,M	10/9	...	START	START	START	START	START	START	START	START	START	XXX
86	Veach,L	1/-	XXX
0E	Wedington,C	10/3	XXX	XXX	XXX	XXX	START	XXX	START	START	XXX	XXX	...
57	Williams,M	10/1	XXX	XXX	...	XXX	XXX	XXX	START	XXX	XXX	XXX	XXX
0F	Williams,R	7/-	XXX	...	XXX	XXX	XXX	XXX	XXX	...	XXX
54	Wilson,N	11/1	XXX	START	XXX	XXX	XXX	XXX	XXX	XXX	XXX	XXX	XXX



Offense	WR	TE	LT	LG	C	RG	RT	TE	WR	QB	RB	FB	TE/WR
vs. Rice	Tyler	Schultz	Bright	Herbig	Burkett	Fanaika	Hamilton	--	Irwin	Chryst	Love	Marx	--
at USC	--	Schultz	Bright	Herbig	Burkett	Fanaika	Hamilton	Harrington	--	Chryst	Love	Marx	Wilson
at San Diego State	Arcega-Whiteside	Schultz	Little	Bright	Burkett	Herbig	Hall	Harrington	Irwin	Chryst	Love	--	--
UCLA	Arcega-Whiteside	Schultz	Little	Bright	Burkett	Herbig	Hall	Smith	Irwin	Chryst	Love	--	--
Arizona State	Arcega-Whiteside	Schultz	Little	Fanaika	Burkett	Bright	Hall	--	Irwin	Costello	Love	--	Wedington
at Utah	--	Schultz	Little	Bright	Burkett	Herbig	Hall	Smith	Irwin	Chryst	Love	--	Stewart
Oregon	Arcega-Whiteside	Schultz	Hamilton	Bright	Burkett	Herbig	Hall	--	Irwin	Chryst	Love	--	Wedington
at Oregon State	Arcega-Whiteside	Schultz	Little	Bright	Burkett	Herbig	Hall	--	Irwin	Chryst	Scarlett	--	Wedington
at Washington State	Arcega-Whiteside	Schultz	Little	Bright	Burkett	Herbig	Hall	Harrington	Irwin	Costello	Love	--	--
Washington	Arcega-Whiteside	Schultz	Hamilton	Bright	Burkett	Herbig	Hall	--	Irwin	Costello	Love	Marx	--
Cal	Arcega-Whiteside	--	Hamilton	Bright	Burkett	Herbig	Hall	Harrington	Irwin	Costello	Love	Marx	--
Notre Dame													

Defense	DE	DT	DT	DE	OLB	ILB	ILB	OLB	CB	CB	FS	SS	NB
vs. Rice	Cotton	Phillips	--	Jackson	Kalambayi	Okereke	Barton	Toohill	Holder	Meeks	Reid	Simmons	--
at USC	Cotton	Phillips	--	--	Kalambayi	Okereke	Barton	Tyler	Holder	Meeks	Buncom	Simmons	Reid
at San Diego State	Cotton	Phillips	--	Jackson	Kalambayi	Okereke	Barton	Tyler	Holder	Meeks	Reid	Simmons	--
UCLA	Cotton	Phillips	--	--	Kalambayi	Okereke	Perez	Tyler	Holder	Meeks	Buncom	Simmons	Reid
Arizona State	Cotton	Phillips	--	--	Kalambayi	Okereke	Perez	Tyler	Murphy	Meeks	Buncom	Edwards	Reid
at Utah	Cotton	Phillips	--	--	Kalambayi	Okereke	Perez	Tyler	Holder	Meeks	Buncom	Edwards	Reid
Oregon	Cotton	Williams, M.	--	Jackson	Toohill	Okereke	Perez	Tyler	Holder	Meeks	Buncom	Reid	--
at Oregon State	Cotton	Phillips	--	Jackson	Kalambayi	Okereke	Perez	Tyler	Holder	Meeks	Buncom	Reid	--
at Washington State	Cotton	Phillips	--	--	Kalambayi	Okereke	Perez	Tyler	Murphy	Meeks	Buncom	Edwards	Reid
Washington	Cotton	Phillips	--	Jackson	Kalambayi	Okereke	Perez	Tyler	Murphy	Meeks	Buncom	Reid	--
Cal	Cotton	Phillips	--	Jackson	Kalambayi	Okereke	Alfieri	--	Murphy	Meeks	Buncom	Edwards	Reid
Notre Dame													

Special Teams	PK	KO	P	HLD	LS	SS
vs. Rice	Toner	Bailey	Bailey	Bailey	McNitzky	Keller
at USC	Toner	Bailey	Bailey	Bailey	McNitzky	Keller
at San Diego State	Toner	Bailey	Bailey	Bailey	McNitzky	Keller
UCLA	Toner	Bailey	Bailey	Bailey	McNitzky	Keller
Arizona State	Toner	Bailey	Bailey	Bailey	McNitzky	Keller
at Utah	Toner	Bailey	Bailey	Bailey	McNitzky	Keller
Oregon	Toner	Bailey	Bailey	Bailey	McNitzky	Keller
at Oregon State	Toner	Bailey	Bailey	Bailey	McNitzky	Keller
at Washington State	Toner	Bailey	Bailey	Bailey	McNitzky	Keller
Washington	Toner	Bailey	Bailey	Bailey	McNitzky	Keller
Cal	Toner	Bailey	Bailey	Bailey	McNitzky	Keller
Notre Dame						

Start Chart

No.	Name	2017 GP-GS	Career Starts	Consecutive Starts	No.	Name	2017 GP-GS	Career Starts	Consecutive Starts
11	Alexander, Terrence	1-0	3	0	72	Little, Walker	8-6	6	0
32	Alfieri, Joey	11-1	19	1	20	Love, Bryce	10-10	12	3
19	Arcega-Whiteside, J.J.	9-8	10	5	35	Marx, Daniel	11-4	5	2
27	Sean Barton	3-3	3	0	24	Meeks, Quenton	11-11	30	19
64	Bright, David	11-11	21	15	23	Murphy, Alameen	11-4	17	3
5	Buncom, Frank	11-9	10	8	20	Okereke, Bobby	11-11	24	24
73	Burkett, Jesse	11-11	24	24	44	Palma, Kevin	11-0	27	0
17	Burns, Ryan	8-0	7	0	15	Perez, Jordan	11-7	7	0
10	Chryst, Keller	7-7	13	0	66	Phillips, Harrison	11-10	23	4
3	Costello, K.J.	8-4	4	3	8	Reid, Justin	11-11	22	18
80	Cotton, Eric	11-11	15	11	22	Scarlett, Cam	11-1	1	0
9	Edwards, Ben	11-4	7	1	9	Schultz, Dalton	10-10	27	0
71	Fanaika, Brandon	10-3	8	0	2	Simmons, Brandon	11-4	4	0
75	Hall, A.T.	10-9	22	9	82	Smith, Kaden	11-2	2	0
74	Hamilton, Devery	9-5	5	2	8	Stewart, Donald	11-1	1	0
80	Harrington, Scooter	8-4	4	2	52	Toohill, Casey	11-1	2	0
63	Herbig, Nate	10-10	16	6	77	Tucker, Casey	0-0	21	0
13	Holder, Alijah	8-7	20	0	4	Tyler, Jay	11-1	1	0
2	Irwin, Trent	11-10	26	9	33	Tyler, Mike	11-9	8	0
97	Jackson, Dylan	11-9	13	2	5	Wedington, Connor	10-3	3	0
34	Kalambayi, Peter	11-10	37	4	57	Williams, Mike	10-1	1	0
					54	Wilson, Nick	10-1	1	0



Stanford Among NCAA Leaders

Statistic	National Rank	Conference Rank	Value	National Leader	Value	Conference Leader	Value
3rd Down Conversion Pct (129 ranked)	38	4	0.431	Army West Point	0.529	Washington	0.461
3rd Down Conversion Pct Defense (129 ranked)	107	9	0.438	Michigan	0.247	Washington St.	0.250
4th Down Conversion Pct (129 ranked)	36	5	0.600	Alabama	1.000	Arizona	0.750
4th Down Conversion Pct Defense (129 ranked)	10	1	0.333	San Diego St.	0.083	Stanford	0.333
Blocked Kicks (61 ranked)	22	3	2	Northern Ill.	6	Arizona St.	5
Blocked Kicks Allowed (129 ranked)	1	1	0	30 teams tied	0	Utah California Stanford	0 0 0
Blocked Punts (18 ranked)	18	3	1	5 teams tied	4	Arizona St.	4
Blocked Punts Allowed (129 ranked)	1	1	0	72 teams tied	0	5 teams tied	0
Completion Percentage (129 ranked)	73	12	0.579	Oklahoma	0.715	Washington	0.695
Defensive TDs (40 ranked)				Texas	6	4 teams tied	3
Fewest Penalties (129 ranked)	71	6	68	Boston College	37	Arizona St.	44
Fewest Penalties Per Game (128 ranked)	69	6	6.18	Minnesota	3.45	Arizona St.	4.00
Fewest Penalty Yards (129 ranked)	52	3	544	Boston College	291	Washington	408
Fewest Penalty Yards Per Game (129 ranked)	50	3	49.45	Boston College	29.10	Washington	37.09
First Downs Defense (129 ranked)	84	5	233	Mississippi St.	144	Washington St.	168
First Downs Offense (129 ranked)	105	12	195	Ohio St.	308	Southern California	295
Fumbles Lost (129 ranked)	13	1	4	Iowa St.	0	Arizona St. Stanford Colorado	4 4 4
Fumbles Recovered (128 ranked)	49	6	7	Western Mich.	16	Washington St.	13
Kickoff Return Defense (129 ranked)	13	1	17.52	New Mexico	14.75	Stanford	17.52
Kickoff Returns (129 ranked)	13	2	25.17	Wyoming	29.58	Arizona	26.43
Net Punting (129 ranked)	7	2	42.27	Texas	44.22	Utah	43.21
Passes Had Intercepted (129 ranked)	27	3	6	Alabama San Diego St.	2 2	Arizona St. Washington	5 5
Passes Intercepted (127 ranked)	14	3	14	Fla. Atlantic	18	Arizona	17
Passing Offense (129 ranked)	95	10	184.4	Oklahoma St.	383.1	Washington St.	375.3
Passing Yards Allowed (129 ranked)	58	5	216.3	Michigan	144.4	Washington	168.4
Passing Yards per Completion (129 ranked)	80	9	12.00	Navy	24.45	Southern California	13.18
Punt Return Defense (129 ranked)	8	1	2.85	Ohio St.	1.00	Stanford	2.85
Punt Returns (129 ranked)	43	7	8.80	Washington	20.00	Washington	20.00
Red Zone Defense (129 ranked)	108	11	0.886	Troy	0.586	Southern California	0.689
Red Zone Offense (129 ranked)	32	3	0.886	Arizona St. Georgia	0.976 0.976	Arizona St.	0.976
Rushing Defense (129 ranked)	70	6	171.7	Wisconsin	79.4	Washington	102.9
Rushing Offense (129 ranked)	26	3	215.7	Army West Point	368.1	Arizona	331.6
Sacks Allowed (129 ranked)	9	1	1.09	Army West Point	0.09	Arizona Stanford	1.09 1.09
Scoring Defense (129 ranked)	29	2	20.7	Alabama	10.2	Washington	14.5
Scoring Offense (129 ranked)	42	7	31.8	UCF	48.2	Arizona	42.9
Tackles for Loss Allowed (129 ranked)	23	3	4.82	Missouri	2.73	Arizona	4.55
Team Passing Efficiency (129 ranked)	78	10	127.93	Oklahoma	201.58	Washington	157.35
Team Passing Efficiency Defense (129 ranked)	65	7	127.36	Alabama	93.79	Washington St.	104.28
Team Sacks (128 ranked)	43	6	2.27	Miami (FL)	3.80	Southern California	3.42
Team Tackles for Loss (129 ranked)	96	9	5.0	South Fla.	9.1	Washington St.	8.5
Time of Possession (129 ranked)	64	5	30:02	Navy	36:29	Washington St.	33:32
Total Defense (129 ranked)	60	5	388.0	Alabama	244.1	Washington	271.3
Total Offense (129 ranked)	66	10	400.1	Oklahoma	588.7	Arizona	499.5
Turnover Margin (129 ranked)	9	1	1.00	Miami (FL) UCF	1.60 1.60	Stanford	1.00
Turnovers Gained (129 ranked)	20	6	21	Central Mich.	29	Washington St.	27
Turnovers Lost (129 ranked)	10	2	10	LSU Alabama	7 7	Arizona St.	9
Winning Percentage (129 ranked)	22	4	0.727	4 teams tied	1.000	Southern California	0.833



Statistic	Player	National	Conference	Value	National Leader	Conference	Value	Leader	Value
		Rank	Rank			Rank			
All Purpose (200 ranked)	Bryce Love Cameron Scarlett	3 89	1 10	175.60 100.45	Rashaad Penny, San Diego St.	223.82	Bryce Love, Stanford	175.60	
Blocked Kicks (2 ranked)					Justin Lawler, SMU	3			
Combined Kick Returns (200 ranked)	Cameron Scarlett	22	3	664	Michael Walker, Boston College	973	Ashtyn Davis, California	771	
Completion Percentage (103 ranked)					Baker Mayfield, Oklahoma	0.708	Jake Browning, Washington	0.691	
Completions Per Game (100 ranked)					Luke Falk, Washington St.	29.09	Luke Falk, Washington St.	29.09	
Field Goal Percentage (103 ranked)	Jet Toner	30	2	0.826	Eddy Pineiro, Florida	0.941	Matt Gay, Utah	0.862	
Field Goals Per Game (134 ranked)	Jet Toner	10	2	1.73	Matt Gay, Utah	2.27	Matt Gay, Utah	2.27	
Forced Fumbles (55 ranked)					Dante Sawyer, South Carolina	0.50	Kylan Wilborn, Arizona	0.36	
Fumbles Recovered (18 ranked)	Harrison Phillips	18	3	2	Brian Keyes, UNLV	4	Robert Taylor, Washington St. Jalen Thompson, Washington St.	3 3	
Interceptions Per Game (127 ranked)	Justin Reid	5	1	0.5	Joshua Jackson, Iowa	0.6	Justin Reid, Stanford	0.5	
Kickoff Return TDs (13 ranked)					Tony Pollard, Memphis Marcus Green, La.-Monroe Isaiah Harper, Old Dominion	3 3 3	Tony Brooks-James, Oregon	1	
Kickoff Returns (105 ranked)	Cameron Scarlett	24	4	25.5	Tony Pollard, Memphis	40.7	Tyrell Johnson, Arizona	27.2	
Passes Defended (42 ranked)					Joshua Jackson, Iowa	2.2	Arrión Springs, Oregon	1.5	
Passing Efficiency (103 ranked)					Baker Mayfield, Oklahoma	199.3	Jake Browning, Washington	156.8	
Passing TDs (151 ranked)	Keller Chryst K.J. Costello	106 137	11 12	8 5	Drew Lock, Missouri	38	Luke Falk, Washington St.	29	
Passing Yards (130 ranked)					Mason Rudolph, Oklahoma St.	4,115	Josh Rosen, UCLA	3,515	
Passing Yards Per Game (130 ranked)					Mason Rudolph, Oklahoma St.	374.1	Josh Rosen, UCLA	351.5	
Passing Yards per Completion (103 ranked)					Baker Mayfield, Oklahoma	16.38	Khail Tate, Arizona	13.94	
Points Responsible For (192 ranked)	Jet Toner Bryce Love	87 90	14 15	98 96	Mason Rudolph, Oklahoma St.	246	Sam Darnold, Southern California	176	
Points Responsible For Per Game (200 ranked)	Bryce Love Jet Toner	82 94	12 15	9.6 8.9	Mason Rudolph, Oklahoma St.	22.4	Josh Rosen, UCLA	16.0	
Punt Return TDs (10 ranked)	Brandon Simmons	10	3	1	Dante Pettis, Washington	4	Dante Pettis, Washington	4	
Punt Returns (45 ranked)					Dante Pettis, Washington	20.5	Dante Pettis, Washington	20.5	
Punting (104 ranked)	Jake Bailey	17	2	44.1	Michael Dickson, Texas	48.0	Mitch Wishnowsky, Utah	45.0	
Receiving TDs (194 ranked)	JJ Arcega-Whiteside Colby Parkinson	80 136	7 16	5 4	David Sills, West Virginia	18	Darren Andrews, UCLA	10	
Receiving Yards (200 ranked)	JJ Arcega-Whiteside	102	14	595	Michael Gallup, Colorado St.	1,345	Deontay Burnett, Southern California	966	
Receiving Yards Per Game (199 ranked)	JJ Arcega-Whiteside	66	8	66.1	James Washington, Oklahoma St.	119.7	N'Keal Harry, Arizona St.	87.0	
Receptions Per Game (198 ranked)	JJ Arcega-Whiteside Trenton Irwin	107 186	16 23	4.1 3.4	Trey Quinn, SMU	9.1	Darren Andrews, UCLA	6.7	
Rush Yards Per Carry (162 ranked)	Bryce Love	2	2	8.84	Khail Tate, Arizona	10.60	Khail Tate, Arizona	10.60	
Rushing TDs (189 ranked)	Bryce Love Cameron Scarlett	7 112	1 14	16 6	Devin Singletary, Fla. Atlantic	24	Ronald Jones, Southern California Bryce Love, Stanford	16 16	
Rushing Yards (200 ranked)	Bryce Love	2	1	1,723	Rashaad Penny, San Diego St.	1,824	Bryce Love, Stanford	1,723	
Rushing Yards Per Game (200 ranked)	Bryce Love	1	1	172.3	Bryce Love, Stanford	172.3	Bryce Love, Stanford	172.3	
Sacks (60 ranked)					Joe Ostman, Central Mich. Ja'Von Rolland-Jones, Arkansas St.	1.22 1.22	Hercules Mata'afa, Washington St.	0.86	
Scoring (194 ranked)	Bryce Love Jet Toner	15 23	3 6	9.6 8.9	Devin Singletary, Fla. Atlantic	13.6	Myles Gaskin, Washington Matt Gay, Utah	9.8 9.8	
Solo Tackles (45 ranked)					Joe Dineen Jr., Kansas	7.6	Christian Sam, Arizona St.	7.0	
Tackles For Loss (34 ranked)					Sutton Smith, Northern Ill.	2.5	Hercules Mata'afa, Washington St.	2.0	
Total Interceptions (53 ranked)	Justin Reid	3	1	5	Joshua Jackson, Iowa	7	Justin Reid, Stanford	5	
Total Offense (200 ranked)	Bryce Love	85	10	172.3	Lamar Jackson, Louisville	414.5	Josh Rosen, UCLA	345.2	
Total Points Scored (136 ranked)	Jet Toner Bryce Love	20 22	5 6	98 96	Devin Singletary, Fla. Atlantic	150	Myles Gaskin, Washington Matt Gay, Utah	108 108	
Total Tackles (497 ranked)	Justin Reid Harrison Phillips Bobby Okereke Quenton Meeks Jordan Perez	140 146 214 480 480	10 11 22 39 39	7.2 7.1 6.5 4.8 4.8	Frank Ginda, San Jose St.	13.6	Christian Sam, Arizona St.	10.4	
Total Touchdowns (150 ranked)	Bryce Love	12	3	16	Devin Singletary, Fla. Atlantic	25	Myles Gaskin, Washington	18	
Yards per Pass Attempt (103 ranked)					Baker Mayfield, Oklahoma	11.60	Sam Darnold, Southern California	8.42	
Yards per Reception (200 ranked)	JJ Arcega-Whiteside	63	2	16.08	Byron Pringle, Kansas St.	25.18	Jalen Harvey, Arizona St.	16.78	



2017 Stanford Scoring Drives

Rice

Qtr	Time	Play	Plays-Yards	TOP	Score
1st	14:08	Parkinson 13 yd pass from Chryst (Toner PAT)	3-75	0:52	STAN 7-RICE 0
	8:13	Scarlett 2 yd run (Toner PAT)	9-45	3:29	STAN 14-RICE 0
	2:29	Love 10 yd run (Toner PAT)	7-66	4:05	STAN 21-RICE 0
2nd	13:48	Scarlett 29 yd run (Toner PAT)	4-71	1:12	STAN 28-RICE 0
	3:40	Scarlett 1 yd run (Toner PAT)	5-80	2:20	STAN 35-RICE 0
	0:00	Toner 40 yd field goal	9-60	3:20	STAN 38-RICE 0
3rd	10:00	Parkinson 3 yd pass from Chryst (Toner PAT)	5-78	2:25	STAN 45-RICE 0
	3:24	Smith 3 yd pass from Burns (Toner PAT)	5-49	2:26	STAN 52-RICE 0
4th	11:41	Toner 34 yd field goal	8-53	3:54	STAN 55-RICE 0
	1:52	Costello 25 yd run (Toner PAT)	9-65	4:27	STAN 62-RICE 7

USC

Qtr	Time	Play	Plays-Yards	TOP	Score
1st	4:49	Love 75 yd run (Toner PAT)	1-75	0:12	STAN 7-USC 7
2nd	13:02	Schultz 1 yd pass from Chryst (Toner PAT)	5-54	2:19	STAN 14-USC 14
	2:43	Toner 36 yd field goal	7-41	3:11	STAN 17-USC 21
4th	6:41	Arcega-Whiteside 3 yd pass from Chryst (Toner PAT)	7-74	2:55	STAN 24-USC 35

San Diego State

Qtr	Time	Play	Plays-Yards	TOP	Score
2nd	12:38	Love 51 yd run (Toner PAT)	3-63	1:20	STAN 7-SDSU 3
3rd	4:51	Toner 20 yd field goal	8-71	0:35	STAN 10-SDSU 13
4th	14:51	Love 53 yd run (Toner PAT)	4-65	1:51	STAN 17-SDSU 13

UCLA

Qtr	Time	Play	Plays-Yards	TOP	Score
1st	12:17	Toner 34 yd field goal	7-35	2:43	UCLA 0-STAN 3
	0:53	Toner 32 yd field goal	5-3	1:47	UCLA 3-STAN 6
	3:35	Scarlett 2 yd run (Toner PAT)	7-80	2:57	UCLA 13-STAN 13
	0:55	Costello 9 yd run (Toner PAT)	5-62	1:54	UCLA 13-STAN 20
	0:00	Toner 39 yd field goal	4-8	0:35	UCLA 13-STAN 23
3rd	8:26	Irwin 15 yd pass from Costello (Toner PAT)	6-92	3:24	UCLA 20-STAN 30
	1:59	Scarlett 1 yd run (Toner PAT)	8-42	4:43	UCLA 20-STAN 37
4th	8:52	Schultz 3 yd pass from Costello (Toner PAT)	12-72	6:18	UCLA 27-STAN 44
	5:58	Love 69 yd run (Toner PAT)	2-70	0:56	UCLA 34-STAN 51
	2:25	Scarlett 4 yd run (Toner PAT)	4-72	2:05	UCLA 34-STAN 58

Arizona State

Qtr	Time	Play	Plays-Yards	TOP	Score
1st	13:27	Love 61 yd run (Toner PAT)	4-75	1:33	STAN 7-ASU 0
2nd	13:22	Love 43 yd run (Toner PAT)	2-39	0:44	STAN 14-ASU 3
	4:11	Arcega-Whiteside 12 yd pass from Costello (Toner PAT)	6-75	3:14	STAN 21-ASU 10
	0:00	Toner 21 yd field goal	8-61	1:33	STAN 24-ASU 17
3rd	6:46	Love 59 yd run (Toner PAT)	5-78	2:17	STAN 31-ASU 17
4th	2:26	Toner 22 yd field goal	11-71	5:36	STAN 34-ASU 24

Utah

Qtr	Time	Play	Plays-Yards	TOP	Score
1st	11:19	Toner 21 yd field goal	7-71	3:41	STAN 3-UTAH 0
2nd	9:35	Chryst 7 yd run (Toner PAT)	5-71	2:22	STAN 10-UTAH 7
	0:06	Toner 46 yd field goal	11-62	2:48	STAN 13-UTAH 10
3rd	11:26	Toner 29 yd field goal	4-3	1:36	STAN 16-UTAH 10
4th	12:02	Love 68 yd run (Toner PAT)	2-74	0:55	STAN 23-UTAH 13

Oregon

Qtr	Time	Play	Plays-Yards	TOP	Score
1st	12:34	Love 5 yd run (Toner PAT)	6-77	2:26	ORE 0-STAN 7
	10:37	Love 67 yd run (Toner PAT)	1-67	0:12	ORE 0-STAN 14
	3:26	Arcega-Whiteside 3 yd pass from Chryst (Toner PAT)	9-71	5:16	ORE 7-STAN 21
2nd	8:05	Simmons 2 yd blocked punt return (Toner PAT)	--	--	ORE 7-STAN 28
3rd	6:53	Arcega-Whiteside 12 yd pass from Chryst (Toner PAT)	9-75	5:03	ORE 7-STAN 35
4th	11:09	Parkinson 3 yd pass from Chryst (Toner PAT)	9-64	5:08	ORE 7-STAN 42
	3:03	Parkinson 2 yd pass from Costello (Toner PAT)	9-58	5:16	ORE 7-STAN 49

Oregon State

Qtr	Time	Play	Plays-Yards	TOP	Score
2nd	12:57	Toner 40 yd field goal	13-62	7:18	STAN 3-OSU 0
	0:27	Toner 33 yd field goal	4-0	0:24	STAN 6-OSU 7
3rd	0:24	Toner 40 yd field goal	8-43	4:07	STAN 9-OSU 14
4th	0:20	Arcega-Whiteside 3 yd pass from Chryst (pass failed)	9-40	2:20	STAN 15-OSU 19

Washington State

Qtr	Time	Play	Plays-Yards	TOP	Score
2nd	14:06	Love 52 yd run (Toner PAT)	1-52	0:09	STAN 7-WSU 0
3rd	6:30	Costello 14 yd run (Toner PAT)	8-60	4:12	STAN 14-WSU 17
	2:37	Okereke 52 yd interception return (Toner PAT)	--	--	STAN 21-WSU 17

Washington

Qtr	Time	Play	Plays-Yards	TOP	Score
2nd	14:55	Love 1 yd run (Toner PAT)	14-84	6:21	WASH 7-STAN 7
	1:32	Toner 38 yd field goal	10-61	4:47	WASH 14-STAN 10
3rd	9:15	Love 13 yd run (Toner PAT)	9-65	4:28	WASH 14-STAN 17
	0:01	Toner 32 yd field goal	13-81	7:38	WASH 14-STAN 20
4th	11:45	Toner 31 yd field goal	6-17	2:44	WASH 14-STAN 23
	8:48	Love 9 yd run (Toner PAT)	2-14	0:52	WASH 14-STAN 30

Cal

Qtr	Time	Play	Plays-Yards	TOP	Score
1st	11:20	Toner 42 yd field goal	7-49	3:40	CAL 0-STAN 3
2nd	8:17	Smith 17 yd pass from Costello (Toner PAT)	10-70	6:03	CAL 3-STAN 10
3rd	8:57	Love 57 yd run (Toner PAT)	4-79	2:10	CAL 6-STAN 17

**Rice**

Qtr	Time	Play	Plays-Yards	TOP	Score
4th	6:19	Walker 23 yd run (Fox PAT)	12-80	5:17	STAN 55-RICE 7

USC

Qtr	Time	Play	Plays-Yards	TOP	Score
1st	5:01	Mitchell 4 yd pass from Darnold (McGrath PAT)	13-80	5:37	STAN 0-USC 7
	0:31	Jones 1 yd run (McGrath PAT)	9-80	4:18	STAN 7-USC 14
2nd	11:42	Burnett 22 yd pass from Darnold (McGrath PAT)	3-75	1:20	STAN 14-USC 21
	0:48	Burnett 25 yd pass from Darnold (McGrath PAT)	5-75	1:55	STAN 17-USC 28
4th	9:42	Mitchell 11 yd pass from Darnold (McGrath PAT)	12-90	6:21	STAN 17-USC 35
	4:15	Jones 23 yd run (McGrath PAT)	7-75	2:26	STAN 24-USC 42

San Diego State

Qtr	Time	Play	Plays-Yards	TOP	Score
2nd	14:05	Baron 43 yd field goal	14-58	6:28	STAN 0-SDSU 3
	0:43	Penny 4 yd run (Baron PAT)	3-15	0:31	STAN 7-SDSU 10
3rd	8:33	Baron 36 yd field goal	11-57	6:27	STAN 7-SDSU 13
4th	0:54	Wells 8 yd pass from Chapman (Baron PAT)	11-75	5:21	STAN 17-SDSU 20

UCLA

Qtr	Time	Play	Plays-Yards	TOP	Score
1st	8:15	Molson 27 yd field goal	4-5	0:57	UCLA 3-STAN 3
2nd	14:12	Molson 45 yd field goal	6-47	1:41	UCLA 6-STAN 6
	11:23	Andrews 12 yd pass from Rosen (Molson PAT)	5-71	0:57	UCLA 13-STAN 6
3rd	11:51	Jamabo 3 yd run (Molson)	8-75	3:09	UCLA 20-STAN 23
	0:19	Lasley 39 yd pass from Rosen (Molson)	6-91	1:34	UCLA 27-STAN 37
4th	6:59	Massington 15 yd pass from Rosen (Molson)	10-75	1:53	UCLA 34-STAN 44

Arizona State

Qtr	Time	Play	Plays-Yards	TOP	Score
1st	0:45	Ruiz 32 yd field goal	12-84	5:48	STAN 7-ASU 3
2nd	7:25	Richard 3 yd run (Ruiz PAT)	14-75	5:57	STAN 14-ASU 10
	1:33	French-Love 14 yd pass from Harry (Ruiz PAT)	8-75	2:38	STAN 21-ASU 17
4th	8:02	Richard 2 yd run (Ruiz PAT)	10-86	5:08	STAN 31-ASU 24

Utah

Qtr	Time	Play	Plays-Yards	TOP	Score
1st	6:00	Moss 2 yd run (Gay PAT)	5-50	2:34	STAN 3-UTAH 7
2nd	3:00	Gay 30 yd field goal	11-63	6:35	STAN 10-UTAH 10
3rd	3:35	Gay 30 yd field goal	15-62	7:51	STAN 16-UTAH 13
4th	0:44	Carrington 18 yd pass from Williams (Gay PAT)	11-95	2:51	STAN 23-UTAH 20

Oregon

Qtr	Time	Play	Plays-Yards	TOP	Score
1st	8:48	Burmeister 1 yd run (Schneider PAT)	5-86	1:37	ORE 7-STAN 14

Oregon State

Qtr	Time	Play	Plays-Yards	TOP	Score
2nd	5:52	Garretson 3 yd run (Choukair PAT)	12-75	7:05	STAN 3-OSU 7
3rd	11:55	Tyner 18 yd run (Choukair PAT)	8-43	3:05	STAN 6-OSU 14

Washington State

Qtr	Time	Play	Plays-Yards	TOP	Score
2nd	10:49	Martin Jr. 12 yd pass from Falk (Powell PAT)	9-75	3:17	STAN 7-WSU 7
	5:29	Bell 27 yd pass from Falk (Powell PAT)	6-71	3:10	STAN 7-WSU 14
3rd	10:51	Powell 41 yd field goal	12-51	4:09	STAN 7-WSU 17
4th	6:56	Calvine 11 yd pass from Falk (Powell PAT)	11-94	4:56	STAN 21-WSU 24

Washington

Qtr	Time	Play	Plays-Yards	TOP	Score
1st	6:16	Gaskin 2 yd run (Vizcaino PAT)	12-88	4:33	WASH 7-STAN 0
2nd	11:37	Gaskin 15 yd run (Vizcaino PAT)	7-89	3:12	WASH 14-STAN 7
4th	4:22	Gaskin 1 yd run (Pettis pass from Browning)	9-75	4:26	WASH 22-STAN 30

Cal

Qtr	Time	Play	Plays-Yards	TOP	Score
1st	6:16	Anderson 44 yd field goal	11-48	5:04	CAL 3-STAN 3
2nd	2:43	Anderson 26 yd field goal	14-66	5:34	CAL 6-STAN 10
3rd	4:02	Laird 1 yd run (Bowers rush)	10-75	4:55	CAL 14-STAN 17



#14/14 Stanford 62, Rice 7
Aug. 26, 2017 • Sydney, Australia

Score by Quarters	1	2	3	4	Score
Stanford (1-0)	21	17	14	10	62
Rice (0-1)	0	0	0	7	7

Qtr	Time	Team - Scoring Play	Plays-Yards	TOP	Score
1st	14:08	STAN - Parkinson 13 yd pass from Chryst (Toner PAT)	3-75	0:52	STAN 7-RICE 0
	8:13	STAN - Scarlett 2 yd run (Toner)	9-45	3:29	STAN 14-RICE 0
	2:29	STAN - Love 10 yd run (Toner)	7-66	4:05	STAN 21-RICE 0
2nd	13:48	STAN - Scarlett 29 yd run (Toner)	4-71	1:12	STAN 28-RICE 0
	3:40	STAN - Scarlett 1 yd run (Toner)	5-80	2:20	STAN 35-RICE 0
	0:00	STAN - Toner 40 yd field goal	9-60	3:20	STAN 38-RICE 0
3rd	10:00	STAN - Parkinson 3 yd pass from Chryst (Toner)	5-78	2:25	STAN 45-RICE 0
	3:24	STAN - Smith 3 yd pass from Burns (Toner)	5-49	2:26	STAN 52-RICE 0
4th	11:41	STAN - Toner 34 yd field goal	8-53	3:54	STAN 55-RICE 0
	6:19	RICE - Walker 23 yd run (Fox PAT)	12-80	5:17	STAN 55-RICE 7
	1:52	STAN - Costello 25 yd run (Toner)	9-65	4:27	STAN 62-RICE 7

	Stanford	Rice
FIRST DOWNS	27	14
RUSHES-YARDS (NET)	36-287	38-146
PASSING YDS (NET)	369	95
Passes Att-Comp-Int	37-21-0	24-10-1
TOTAL OFFENSE PLAYS-YARDS	73-656	62-241
Fumble Returns-Yards	0-0	0-0
Punt Returns-Yards	3-32	1-12
Kickoff Returns-Yards	0-0	4-70
Interception Returns-Yards	1-2	0-0
Punts (Number-Avg)	1-59.0	7-48.1
Fumbles-Lost	1-0	3-1
Penalties-Yards	4-35	6-45
Possession Time	33:38	26:22
Third-Down Conversions	6 of 9	5 of 15
Fourth-Down Conversions	0 of 1	0 of 2
Red-Zone Scores-Chances	7-7	0-0
Sacks By: Number-Yards	2-9	2-17

RUSHING

Stanford-Love, Bryce 13-180; Scarlett, Cameron 8-59; Maddox, Dorian 8-29; Costello, K.J. 1-25.
Rice-Stewart 15-71; Walter 3-45; Trammell 1-10; Tyner 4-7; Glaesmann 9-7; Montgomery 1-4.

PASSING

Stanford-Chryst, Keller 14-24-0-253; Costello, K.J. 5-9-0-80; Burns, Ryan 2-4-0-36.
Rice-Glaesmann 7-18-1-69; Tyner 3-6-0-26.

RECEIVING

Stanford-Wedington, Connor 6-82; Smith, Kaden 4-55; Parkinson, Colby 3-40.
Rice-Wells III 4-19; Stewart 3-41; Esupka 1-19; Walter 1-13; Myers 1-3.

INTERCEPTIONS

Stanford-Swann, Jovan 1-2.

FUMBLES

Stanford-TEAM 1-0.
Rice-Glaesmann 2-0; Tyner 1-1.

SACKS (UA-A)

Stanford-Kalambayi, Peter 1-0; TEAM 1-0.
Rice-Abercumbia 1-0; Womac 1-0.

TACKLES (UA-A)

Stanford-Kalambayi, Peter 5-0; Phillips, Harrison 3-2; Barton, Sean 3-2; Antoine, Malik 2-2; Fox, Jordan 3-0; Swann, Jovan 2-1; Reid, Justin 2-1; Perez, Jordan 2-1; Trinh, Anthony 2-1.
Rice-Ellerbee 4-6; Banks 3-3; Bickham 5-0; Ibe 4-1; Green 2-2; Clark 1-3; Womac 3-0; Nwakamma 3-0; Uretsky 2-1; Abercumbia 1-2; Thomas 2-0; Wilkins 2-0; Hanusa 2-0; Ballard 0-2.

Love in Sydney

SYDNEY - Bryce Love proved he could fill in quite nicely as Christian McCaffrey's replacement at Stanford, scoring a touchdown and finishing with 180 yard rushing to lead the 14th-ranked Cardinal to a 62-7 victory over Rice in the Sydney College Football Cup.

Love, installed as the No. 1 player in the backfield after McCaffrey was drafted in the first round by the Carolina Panthers, had 13 carries, including a 62-yard burst through the Rice line on Stanford's opening play from scrimmage. He didn't play much after the middle of the third quarter.

Cameron Scarlett, a junior who also moved up in the Stanford pecking order, had three touchdowns, all rushing, and finished with 68 yards on nine carries. He also had one 56-yard pass reception.

The Cardinal led 38-0 at halftime and scored touchdowns on its first four possessions.

Rice, trailing 55-0, finally broke its scoreless drought with six minutes remaining on running back Austin Walker's 23-yard touchdown run.

Quarterback Keller Chryst, who tore the ACL in his right knee in December in the Sun Bowl, showed no sign of the injury. Chryst finished with 14 completions in 24 attempts for 253 yards and two touchdowns before Ryan Burns and later K.J. Costello took over with Stanford leading 45-0. Costello scored the final Stanford touchdown on a 25-yard run.

The Cardinal offense was in strong early-season form, with 656 total yards -- 369 passing and 287 rushing. Also, eight touchdowns, 27 first downs and an average of 9.0 yards per play.

It was Stanford's second game outside the U.S., and first since 1986 when the Cardinal beat Arizona, 29-24, in Tokyo.



#6/5 USC 42, #14/14 Stanford 24
Sept. 9, 2017 • Los Angeles, Calif.

Score by Quarters	1	2	3	4	Score
Stanford (1-1, 0-1)	7	10	0	7	24
USC (2-0, 1-1)	14	14	0	14	42

Qtr	Time	Team - Scoring Play	Plays-Yards	TOP	Score
1st	5:01	USC - Mitchell 4 yd pass from Darnold (McGrath PAT)	13-80	5:37	STAN 0-USC 7
	4:49	STAN - Love 75 yd run (Toner PAT)	1-75	0:12	STAN 7-USC 7
	0:31	USC - Jones 1 yd run (McGrath)	9-80	4:18	STAN 7-USC 14
2nd	13:02	STAN - Schultz 1 yd pass from Chryst (Toner)	5-54	2:19	STAN 14-USC 14
	11:42	USC - Burnett 22 yd pass from Darnold (McGrath)	3-75	1:20	STAN 14-USC 21
	2:43	STAN - Toner 36 yd field goal	7-41	3:11	STAN 17-USC 21
4th	0:48	USC - Burnett 25 yd pass from Darnold (McGrath)	5-75	1:55	STAN 17-USC 28
	9:42	USC - Mitchell 11 yd pass from Darnold (McGrath)	12-90	6:21	STAN 17-USC 35
	6:41	STAN - Arcega-Whiteside 3 yd pass from Chryst (Toner)	7-74	2:55	STAN 24-USC 35
	4:15	USC - Jones 23 yd run (McGrath)	7-75	2:26	STAN 24-USC 42

	Stanford	USC
FIRST DOWNS	16	28
RUSHES-YARDS (NET)	26-170	48-307
PASSING YDS (NET)	172	316
Passes Att-Comp-Int	28-15-0	26-21-2
TOTAL OFFENSE PLAYS-YARDS	54-342	74-623
Fumble Returns-Yards	0-0	0-0
Punt Returns-Yards	1-9	0-0
Kickoff Returns-Yards	6-128	0-0
Interception Returns-Yards	2-32	0-0
Punts (Number-Avg)	4-51.2	1-45.0
Fumbles-Lost	1-0	0-0
Penalties-Yards	7-35	8-90
Possession Time	25:25	34:35
Third-Down Conversions	6 of 12	10 of 12
Fourth-Down Conversions	0 of 1	0 of 0
Red-Zone Scores-Chances	3-3	3-4
Sacks By: Number-Yards	1-1	2-12

RUSHING

Stanford-Love, Bryce 17-160; Scarlett, Cameron 6-14; Chryst, Keller 3-(-4).
 USC-Carr, Stephen 11-119; Jones, Ronald 23-116; Malepeai, Vavae 6-49; Ware, Aca'Cedri 3-18.

PASSING

Stanford-Chryst, Keller 15-28-0-172.
 USC-Darnold, Sam 21-26-2-316.

RECEIVING

Stanford-Arcega-Whiteside, JJ 4-67; Wedington, Connor 3-29; Smith, Kaden 2-25; Irwin, Trenton 2-21; Schultz, Dalton 2-7; Scarlett, Cameron 1-23; Harrington, Scooter 1-0.
 USC-Burnett, Deonta 9-121; Mitchell, Steve 4-94; Petite, Tyler 3-35; Greene, Jalen 2-22.

INTERCEPTIONS

Stanford-Holder, Alijah 1-32; Reid, Justin 1-0.

FUMBLES

Stanford-Smith, Kaden 1-0.

SACKS (UA-A)

Stanford-Palma, Kevin 1-0.
 USC-Fatu, Josh 1-0; Nwosu, Uchenna 1-0.

TACKLES (UA-A)

Stanford-Phillips, Harrison 5-6; Okereke, Bobby 6-2; Reid, Justin 4-3; Meeks, Quenton 5-1; Simmons, Brandon 5-1; Tyler, Mike 3-3; Robinson, Curtis 3-2; Buncom, Frank 3-1; Barton, Sean 2-2; Holder, Alijah 1-2; Kalambayi, Peter 2-0; Palma, Kevin 1-1; Jackson, Dylan 1-1; Edwards, Ben 1-1; Williams, Mike 0-2; Perez, Jordan 0-2; Cotton, Eric 1-0; Toohill, Casey 0-1; Swann, Jovan 0-1.
 USC-Smith, Cameron 3-5; Jones, Jack 6-0; Hawkins, Chris 2-4; Nwosu, Uchenna 3-1; Harris, Ajene 3-1; Gustin, Porter 0-4; Houston, John 2-1; Tell, Marvell 2-1; Green, Rasheem 1-2.

Trojans Down Cardinal

LOS ANGELES - Steven Mitchell and Deontay Burnett caught two touchdown passes apiece from Sam Darnold, and No. 6 Southern California extended its winning streak to 11 games with a 42-24 victory over No. 14 Stanford.

Darnold went 21 of 26 with 316 yards passing for the Trojans, who snapped their three-game losing streak in this California private-school rivalry.

Ronald Jones II rushed for 116 yards and scored a touchdown in his ninth consecutive game, running the ball for 307 yards and controlling both lines of scrimmage. Turnovers and penalties by the Trojans kept it fairly close, but freshman Stephen Carr added 119 yards rushing, and Jones cartwheeled into the end zone with a clinching 23-yard touchdown run with 4:15 to play.

Keller Chryst passed for 172 yards and two touchdowns, while Bryce Love had a 75-yard touchdown run among his 160 yards rushing for the Cardinal.

After a scoreless third quarter, USC made a 90-yard scoring drive capped by Mitchell's second touchdown on a feathery 11-yard touchdown pass by Darnold with 9:42 to play. Stanford stayed close with JJ Arcega-Whiteside's touchdown catch with 6:41 to play, but Jones' incredible second touchdown run capped a smooth 75-yard drive in USC's 11th consecutive win at the Coliseum.

Stanford had won eight of its last 11 meetings with USC in a dominant stretch that began with its historic 2007 upset victory at the Coliseum.

After USC scored 49 points in its season opener, Darnold's offense again was in fine form from the start. USC scored four touchdowns on five lengthy drives in the first half, with Darnold hitting Burnett for two of his three touchdown passes.

USC moved 74 yards on two plays late in the half to take a 28-17 lead on Burnett's leaping 25-yard touchdown grab.



San Diego State 20, #19/19 Stanford 17
Sept. 16, 2017 • San Diego, Calif.

Score by Quarters	1	2	3	4	Score
Stanford (1-2)	0	7	3	7	17
San Diego State (3-0)	0	10	3	7	20

Qtr	Time	Team - Scoring Play	Plays-Yards	TOP	Score
2nd	14:05	SDSU - Baron 43 yd field goal	14-58	6:28	STAN 0-SDSU 3
	12:38	STAN - Love 51 yd run (Toner PAT)	3-63	1:20	STAN 7-SDSU 3
	0:43	SDSU - Penny 4 yd run (Baron PAT)	3-15	0:31	STAN 7-SDSU 10
3rd	8:33	SDSU - Baron 36 yd field goal	11-57	6:27	STAN 7-SDSU 13
	4:51	STAN - Toner 20 yd field goal	8-71	3:42	STAN 10-SDSU 13
4th	14:51	STAN - Love 53 yd run (Toner PAT)	4-65	1:51	STAN 17-SDSU 13
	0:54	SDSU - Wells 8 yd pass from Chapman (Baron PAT)	11-75	5:21	STAN 17-SDSU 20

	Stanford	SDSU
FIRST DOWNS	9	21
RUSHES-YARDS (NET)	22-174	49-171
PASSING YDS (NET)	64	187
Passes Att-Comp-Int	20-9-2	29-21-0
TOTAL OFFENSE PLAYS-YARDS	42-238	78-358
Fumble Returns-Yards	0-0	0-0
Punt Returns-Yards	3-25	1-2
Kickoff Returns-Yards	2-64	0-0
Interception Returns-Yards	0-0	2-22
Punts (Number-Avg)	6-38.7	5-38.4
Fumbles-Lost	1-1	1-0
Penalties-Yards	4-20	7-81
Possession Time	18:46	41:14
Third-Down Conversions	3 of 11	7 of 17
Fourth-Down Conversions	0 of 0	0 of 1
Red-Zone Scores-Chances	1-1	3-3
Sacks By: Number-Yards	6-38	4-31

RUSHING

Stanford-Love, Bryce 13-184; Wedington, Connor 1-9; Scarlett, Cameron 3-5; Speights, Trevor 1-2.
San Diego State-Penny 32-175; Washington 8-33.

PASSING

Stanford-Chryst, Keller 8-19-2-56; Burns, Ryan 1-1-0-8.
San Diego State-Chapman 21-29-0-187.

RECEIVING

Stanford-Irwin, Trenton 6-49; Wedington, Connor 1-8; Harrington, Scooter 1-4; Love, Bryce 1-3.
San Diego State-Holder 7-85; Penny 5-31; Wells 3-30; Washington 2-20; Warring 2-11; Bawden 2-10.

INTERCEPTIONS

Stanford-none.
San Diego State-Smith 1-22; Kelly 1-0.

FUMBLES

Stanford-Chryst 1-1.
San Diego State-Penny 1-0.

SACKS (UA-A)

Stanford-Phillips, Harrison 1-0; Okereke, Bobby 1-0; Cotton, Eric 1-0; Tyler, Mike 1-0;
Alfieri, Joey 1-0; Toohill, Casey 1-0.
San Diego State-Kelly 2-0; Cassidy 0-1; Luke 0-1; Hall 1-0.

TACKLES (UA-A)

Stanford-Phillips, Harrison 6-4; Okereke, Bobby 9-0; Cotton, Eric 5-2; Meeks, Quenton 4-3;
Reid, Justin 6-0; Kalambayi, Peter 2-3; Tyler, Mike 4-0; Holder, Alijah 3-1; Perez, Jordan 2-2;
Barton, Sean 2-2; Jackson, Dylan 2-1; Alfieri, Joey 2-0; Simmons, Brandon 2-0;
Murphy, Alameen 1-1.
San Diego State-Smith 4-3; Kelly 5-1; Lomax 2-3; Baldwin 2-3; Lakalaka 2-2; Clay 2-0; Aleki 2-0;
Thompson 1-1; Onyeukwu 1-0; Warring 1-0; Dunn 1-0; Hall 1-0; Morris 1-0; Phillips 1-0.

Aztecs Edge Cardinal

SAN DIEGO - Christian Chapman threw an 8-yard touchdown pass to tight end David Wells with 54 seconds left, capping a wild ending sparked by a darkness delay in San Diego State's 20-17 victory over No. 19 Stanford.

Six plays before Wells' score, the game was delayed nearly 25 minutes when most of the lights went out at 50-year-old San Diego Stadium.

The game resumed with the Aztecs on the Stanford 42, and San Diego State quickly moved in for the score. On the winner, Chapman rolled right and found Wells, who slammed into Brandon Simmons and tumbled into the end zone.

The comeback by San Diego State overshadowed a huge night by Stanford's Bryce Love. He gained 184 yards on just 13 carries, including touchdown runs of 53 and 51 yards, plus a 47-yarder that set up a field goal.

Love's 53-yard scoring run came on the first play of the fourth quarter, giving Stanford a 17-13 lead.



Stanford 58, UCLA 34
Sept. 23, 2017 • Stanford, Calif.

Score by Quarters	1	2	3	4	Score
UCLA (2-2, 0-1)	3	10	14	7	34
Stanford (2-2, 1-1)	6	17	14	21	58

Qtr	Time	Team - Scoring Play	Plays-Yards	TOP	Score
1st	12:17	STAN - Toner 34 yd field goal	7-35	2:43	UCLA 0-STAN 3
	8:15	UCLA - Molson 27 yd field goal	4-5	0:57	UCLA 3-STAN 3
	0:53	STAN - Toner 32 yd field goal	5-3	1:47	UCLA 3-STAN 6
2nd	14:12	UCLA - Molson 45 yd field goal	6-47	1:41	UCLA 6-STAN 6
	11:23	UCLA - Andrews 12 yd pass from Rosen (Molson PAT)	5-71	0:57	UCLA 13-STAN 6
	3:35	STAN - Scarlett 2 yd run (Toner PAT)	7-80	2:57	UCLA 13-STAN 13
	0:55	STAN - Costello 9 yd run (Toner PAT)	5-62	1:54	UCLA 13-STAN 20
	0:00	STAN - Toner 39 yd field goal	4-8	0:35	UCLA 13-STAN 23
3rd	11:51	UCLA - Jamabo 3 yd run (Molson PAT)	8-75	3:09	UCLA 20-STAN 23
	8:26	STAN - Irwin 15 yd pass from Costello (Toner PAT)	6-92	3:24	UCLA 20-STAN 30
	1:59	STAN - Scarlett 1 yd run (Toner PAT)	8-42	4:43	UCLA 20-STAN 37
	0:19	UCLA - Lasley 39 yd pass from Rosen (Molson PAT)	6-91	1:34	UCLA 27-STAN 37
4th	8:52	STAN - Schultz 3 yd pass from Costello (Toner PAT)	12-72	6:18	UCLA 27-STAN 44
	6:59	UCLA - Massington 15 yd pass from Rosen (Molson PAT)	10-75	1:53	UCLA 34-STAN 44
	5:58	STAN - Love 69 yd run (Toner PAT)	2-70	0:56	UCLA 34-STAN 51
	2:25	STAN - Scarlett 4 yd run (Toner PAT)	4-72	2:05	UCLA 34-STAN 58

	UCLA	Stanford
FIRST DOWNS	27	23
RUSHES-YARDS (NET)	15-115	45-405
PASSING YDS (NET)	480	148
Passes Att-Comp-Int	60-40-2	24-16-0
TOTAL OFFENSE PLAYS-YARDS	75-595	69-553
Fumble Returns-Yards	0-0	0-0
Punt Returns-Yards	2-10	2-4
Kickoff Returns-Yards	5-90	7-169
Interception Returns-Yards	0-0	2-11
Punts (Number-Avg)	2-31.0	3-42.7
Fumbles-Lost	3-2	2-1
Penalties-Yards	13-132	12-86
Possession Time	23:20	36:40
Third-Down Conversions	3 of 12	4 of 11
Fourth-Down Conversions	2 of 2	1 of 1
Red-Zone Scores-Chances	4-5	8-8
Sacks By: Number-Yards	0-0	1-5

RUSHING

UCLA-Jamabo 12-100; Rosen 3-15.
Stanford-Love, Bryce 30-263; Scarlett, Cameron 8-86; Wedington, Connor 1-43; Costello, K.J. 2-15.

PASSING

UCLA-Rosen 40-60-2-480.
Stanford-Costello, K.J. 13-19-0-123; Chryst, Keller 1-3-0-12; Burns, Ryan 2-2-0-13.

RECEIVING

UCLA-Lasley 11-158; Wilson 11-145; Andrews 6-48; Howard 4-26; Jamabo 3-41; Massington 2-24.
Stanford-Arcega-Whiteside, JJ 5-62; Irwin, Trenton 3-33; Schultz, Dalton 3-15.

INTERCEPTIONS

Stanford-Edwards, Ben 1-10; Reid, Justin 1-1.

FUMBLES

UCLA-Rosen 1-0; Howard 1-1; Pabico 1-1.
Stanford-TEAM 1-0; Tyler, Jay 1-1.

SACKS (UA-A)

Stanford-Phillips, Harrison 1-0.

TACKLES (UA-A)

UCLA-Wadood 6-5; Young 6-5; Woods 3-4; Wade 0-7; Meadors 3-3; Dickerson 0-5; Holmes 2-2.
Stanford-Reid, Justin 5-4; Holder, Alijah 6-2; Okereke, Bobby 2-6; Murphy, Alameen 6-1.

Love Runs Wild Over UCLA

STANFORD, Calif. - Bryce Love didn't put up much of a fight to stay in and take a shot at Stanford's school record for rushing.

The Pac-12's top running back was even more hesitant to take credit for what he did to keep the Cardinal's lengthy win streak against UCLA going.

Love rushed for a career-high 263 yards and a touchdown to pad his conference-leading total, third-string quarterback K.J. Costello came off the bench and threw for two touchdowns and ran for another as Stanford beat UCLA, 58-34.

Cameron Scarlett scored three touchdowns and Jet Toner kicked three field goals to help the Cardinal win their 10th straight over the Bruins after losing starting quarterback Keller Chryst to an injury in the first quarter.

Ryan Burns replaced Chryst for one series and made two other brief appearances but it was Costello who directed Stanford's offense most of the night. The redshirt sophomore had a 9-yard touchdown run in the first half then had scoring throws of 15 yards and three yards in the second half, the first two of Costello's career.

Costello finished 13 of 19 for 123 yards to outduel UCLA's Josh Rosen.

The nation's leading passer going in, Rosen got off to a sluggish start and was uneven much of the night for the Bruins. He completed 40 of 60 throws for 480 yards with two interceptions and three touchdowns, although two of the TDs came in the second half when Stanford was comfortably ahead.

Love's pounding runs hurt UCLA the most. The Pac-12's leading rusher averaged nearly 175 yards in his first three games and easily eclipsed that against the Bruins. Love would have topped the 300-yard mark but a holding penalty negated his 48-yard touchdown run in the fourth quarter.

The 263 yards are the second-most in one game in Stanford history. Christian McCaffrey ran for 284 yards against California on Nov. 19, 2016.

Stanford got plenty of help from its defense and special teams. The Cardinal forced four turnovers and blocked a field goal.

Chryst was knocked out of the game after getting tackled between a pair of UCLA defenders while running on a quarterback keeper.

Three players were ejected for targeting. UCLA's Adarius Pickett was thrown out in the first half after a call that had Bruins coach Jim Mora screaming on the sidelines. In the third quarter Stanford cornerback Alijah Holder was also tossed for targeting. Cardinal safety Ben Edwards was called for the same penalty on the next play but it was overturned upon review.



Stanford 34, Arizona State 24
Sept. 30, 2017 • Stanford, Calif.

Score by Quarters	1	2	3	4	Score
Arizona State (2-3, 1-1)	3	14	0	7	24
Stanford (3-2, 2-1)	7	17	7	3	34

Qtr	Time	Team - Scoring Play	Plays-Yards	TOP	Score
1st	13:27	STAN - Love 61 yd run (Toner PAT)	4-75	1:33	STAN 7-ASU 0
	0:45	ASU - Ruiz 32 yd field goal	12-84	5:48	STAN 7-ASU 3
2nd	13:22	STAN - Love 43 yd run (Toner PAT)	2-39	0:44	STAN 14-ASU 3
	7:25	ASU - Richard 3 yd run (Ruiz PAT)	14-75	5:57	STAN 14-ASU 10
	4:11	STAN - Arcega-Whiteside 12 yd pass from Costello (Toner PAT)	6-75	3:14	STAN 21-ASU 10
	1:33	ASU - French-Love 14 yd pass from Harry (Ruiz PAT)	8-75	2:38	STAN 21-ASU 17
3rd	0:00	STAN - Toner 21 yd field goal	8-61	1:33	STAN 24-ASU 17
	6:46	STAN - Love 59 yd run (Toner PAT)	5-78	2:17	STAN 31-ASU 17
4th	8:02	ASU - Richard 2 yd run (Ruiz PAT)	10-86	5:08	STAN 31-ASU 24
	2:26	STAN - Toner 22 yd field goal	11-71	5:36	STAN 34-ASU 24

	Arizona State	Stanford
FIRST DOWNS	22	17
RUSHES-YARDS (NET)	46-214	33-328
PASSING YDS (NET)	195	173
Passes Att-Comp-Int	25-16-2	24-15-0
TOTAL OFFENSE PLAYS-YARDS	71-409	57-501
Fumble Returns-Yards	0-0	0-0
Punt Returns-Yards	2--2	2-9
Kickoff Returns-Yards	2-31	0-0
Interception Returns-Yards	0-0	2-0
Punts (Number-Avg)	4-43.2	4-45.2
Fumbles-Lost	1-0	1-1
Penalties-Yards	3-25	8-78
Possession Time	32:15	27:45
Third-Down Conversions	8 of 15	5 of 11
Fourth-Down Conversions	0 of 0	1 of 1
Red-Zone Scores-Chances	4-4	3-3
Sacks By: Number-Yards	0-0	3-25

RUSHING

Arizona State-Richard 22-80; Williams 2-65; Ballage 9-60; Harry 3-17; Benjamin 1-3; Wilkins 9-(-11).
 Stanford-Love, Bryce 25-301; Bailey, Jake 1-17; Scarlett, Cameron 5-13; Burns, Ryan 1-0.

PASSING

Arizona State-Wilkins 15-24-2-181; Harry 1-1-0-14.
 Stanford-Costello, K.J. 15-24-0-173.

RECEIVING

Arizona State-Richard 3-57; Harry 3-40; Williams 2-26; Ballage 2-2; Benjamin 2-(-3); Harvey 1-43.
 Stanford-Arcega-Whiteside, JJ 4-63; Schultz, Dalton 3-46; Irwin, Trenton 3-23;
 Stewart, Donald 2-14; Wedington, Connor 2-5; Smith, Kaden 1-22.

INTERCEPTIONS

Stanford-Reid, Justin 2-0.

FUMBLES

Stanford-Schultz, Dalton 1-1.

SACKS (UA-A)

Stanford-Cotton, Eric 1-0; Tyler, Mike 1-0; Phillips, Harrison 0-1; Jackson, Dylan 0-1.

TACKLES (UA-A)

Arizona State-Sam 4-6; Calhoun 7-2; Rhodes 4-2; Lucas 3-3; Williams 3-2; King 1-4; Wicker 2-1;
 Wilson 1-2; Adams 2-0; Latu 0-2; Chandler 0-2; Smallwood 0-1; Thompson 0-1; Thomas 0-1.
 Stanford-Reid, Justin 2-7; Alfieri, Joey 3-5; Perez, Jordan 3-5; Okereke, Bobby 3-4;
 Phillips, Harrison 0-7; Cotton, Eric 2-4; Edwards, Ben 1-5; Jackson, Dylan 0-6; Kalambayi, Peter 0-6;
 Simmons, Brandon 3-2; Meeks, Quenton 2-2; Buncom, Frank 2-2; Tyler, Mike 2-1;
 Antoine, Malik 2-1; Murphy, Alameen 1-2; Holder, Alijah 1-1; Swann, Jovan 0-2; Palma, Kevin 1-0;
 Brandt-Sims, Isaiah 1-0; Toohill, Casey 1-0; Robinson, Curtis 1-0; Tyler, Jay 0-1;
 Franklin, Denzel 0-1.

Love Sets Record

STANFORD, Calif. - On a record-setting day for Bryce Love, Stanford coach David Shaw had a difficult time deciding which of the junior running back's runs was his favorite.

There was the 61-yard touchdown in the first quarter on Love's second carry of the afternoon, followed up not long after by a 43-yard score in the second. Or the 59-yard burst through the middle in the third.

No player in Stanford history has ever had the type of day that Love did when he set a single-game school record for 301 yards rushing and three touchdowns to help the Cardinal beat Arizona State, 34-24.

Love entered the day leading the nation in rushing and padded his total with another big day on the ground. Stanford's junior running back had scoring runs of 61, 43 and 59 yards. He has 1,088 yards overall this season, the third player since 2004 to eclipse the 1,000-yard mark in his team's first five games.

Love repeatedly gouged the Sun Devils for big gains but did some of his best running late after Arizona State pulled within 31-24 following Demario Richard's second touchdown, a 2-yard run, with 8:02 remaining.

Love, who broke Christian McCaffrey's year-old record of 284 yards, helped Stanford secure the win with a series of clock-draining runs that set up Jet Toner's 22-yard field goal.

K.J. Costello, who came off the bench to lead Stanford past UCLA a week ago after starter Keller Chryst was injured, completed 15 of 24 passes for 173 yards and one touchdown as the Cardinal won consecutive games for the first time this season.

Stanford also got a lift from its defense which forced two turnovers and held Arizona State to seven points in the second half, one week after the Sun Devils rallied to upset then-No. 24 Oregon.

Richard finished with 80 yards and two touchdowns for the Sun Devils. Quarterback Manny Wilkins passed for 181 yards but was intercepted twice, ending his school-record streak of 192 attempts without one.

Costello made several key completions in the first start of his college career, none bigger than a 12-yard touchdown pass to JJ Arcega-Whiteside in the second quarter on a perfectly thrown fade.



Stanford 23, #20/18 Utah 20
Oct. 7, 2017 • Salt Lake City, Utah

Score by Quarters	1	2	3	4	Score
Stanford (4-2, 3-1)	3	10	3	7	23
Utah (4-1, 1-1)	7	3	3	7	20

Qtr	Time	Team - Scoring Play	Plays-Yards	TOP	Score
1st	11:19	STAN - Toner 21 yd field goal	7-71	3:41	STAN 3-UTAH 0
	6:00	UTAH - Moss 2 yd run (Gay PAT)	5-50	2:34	STAN 3-UTAH 7
2nd	9:35	STAN - Chryst 7 yd run (Toner PAT)	5-71	2:22	STAN 10-UTAH 7
	3:00	UTAH - Gay 30 yd field goal	11-63	6:35	STAN 10-UTAH 10
	0:06	STAN - Toner 46 yd field goal	11-62	2:48	STAN 13-UTAH 10
3rd	11:26	STAN - Toner 29 yd field goal	4-3	1:36	STAN 16-UTAH 10
	3:35	UTAH - Gay 30 yd field goal	15-62	7:51	STAN 16-UTAH 13
4th	12:02	STAN - Love 68 yd run (Toner PAT)	2-74	0:55	STAN 23-UTAH 13
	0:44	UTAH - Carrington 18 yd pass from Williams (Gay PAT)	11-95	2:51	STAN 23-UTAH 20

	Stanford	Utah
FIRST DOWNS	14	25
RUSHES-YARDS (NET)	31-196	33-144
PASSING YDS (NET)	188	238
Passes Att-Comp-Int	24-13-0	40-20-2
TOTAL OFFENSE PLAYS-YARDS	55-384	73-382
Fumble Returns-Yards	0-0	0-0
Punt Returns-Yards	0-0	3-14
Kickoff Returns-Yards	2-41	0-0
Interception Returns-Yards	2-11	0-0
Punts (Number-Avg)	5-44.6	3-42.3
Fumbles-Lost	1-0	2-0
Penalties-Yards	9-84	7-62
Possession Time	27:23	32:37
Third-Down Conversions	4 of 13	6 of 14
Fourth-Down Conversions	0 of 0	0 of 1
Red-Zone Scores-Chances	3-4	4-4
Sacks By: Number-Yards	2-20	0-0

RUSHING

Stanford-Love, Bryce 20-152; Chryst, Keller 4-23; Costello, K.J. 2-19; Scarlett, Cameron 3-5.
 Utah-Moss 15-79; Henry-Cole 7-55; Williams 9-24; TEAM 2-(-14).

PASSING

Stanford-Chryst, Keller 7-14-0-106; Costello, K.J. 6-10-0-82.
 Utah-Williams 20-39-2-238; Simpkins 0-1-0-0.

RECEIVING

Stanford-Schultz, Dalton 3-29; Smith, Kaden 2-57; Irwin, Trenton 2-44; Stewart, Donald 2-21;
 Love, Bryce 2-14; Parkinson, Colby 1-14; Wedington, Connor 1-9.
 Utah-Carrington 7-99; McCormick 4-37; Singleton 3-62; Moss 3-13; Nacua 2-22; Simpkins 1-5.

INTERCEPTIONS

Stanford-Meeks, Quenton 1-11; Reid, Justin 1-0.

FUMBLES

Stanford-Chryst, Keller 1-0.
 Utah-Carrington, D. 1-0; TEAM 1-0.

SACKS (UA-A)

Stanford-Okereke, Bobby 1-0; Kalambayi, Peter 1-0.

TACKLES (UA-A)

Stanford-Reid, Justin 5-2; Perez, Jordan 3-3; Phillips, Harrison 2-4; Holder, Alijah 4-1; Okereke,
 Bobby 2-3; Kalambayi, Peter 4-0; Meeks, Quenton 3-1; Antoine, Malik 3-1; Cotton, Eric 3-0;
 Edwards, Ben 2-1; Alfieri, Joey 1-2; Buncom, Frank 1-2; Robinson, Curtis 1-2; Tyler, Mike 0-3;
 Swann, Jovan 1-0; Murphy, Alameen 1-0; Fox, Jordan 1-0; Jackson, Dylan 1-0; Palma, Kevin 0-1.
 Utah-Tauteoli 4-7; Hansen 2-5; Luafatasaga 2-5; Afia 3-2; Blackmon 2-3; Blair 0-5; Hughes 2-2;
 Mokofisi 0-3; Fotu 2-0; Jackson 1-1; Anae 1-1; Guidry 1-1; Heninger 0-2; Johnson1-0; Ippolito1-0;
 Havili-Katoa 1-0; Thompson 0-1; Tonga 0-1; Ballard 0-1.

Late Night Love

SALT LAKE CITY - Bryce Love ran for 152 yards and a touchdown as Stanford defeated No. 20 Utah, 23-20, handing the Utes their first loss of the season.

Utah bottled up the nation's leading rusher for most of the night, but the Cardinal faithfully continued to give their star the ball. On his 18th touch, the 5-foot-10, 196-pound speedster made two defenders miss in the hole and ran away for a 68-yarder that put the Cardinal up 23-13 with 12:02 remaining.

Utah stormed down the field on the ensuing possession with Troy Williams hitting Darren Carrington for big gains, but an interception essentially ended the game.

The Utes had moved to the Stanford 30 and Williams was about to be sacked when he threw the ball up downfield. Quenton Meeks picked off the fluttering pass and allowed Stanford to work more time off the clock.

Williams threw another interception to Justin Reid with 5:52 remaining.

Keller Chryst threw for 106 yards and ran for a touchdown for Stanford. The senior got the start after missing the Arizona State game with an undisclosed injury. He began the season as the starter, but was hurt against UCLA, and sophomore K.J. Costello helped lead the team to its first two Pac-12 wins. Both played against Utah and Costello threw for 82 yards.

Williams completed 20 of 39 passes for 238 yards, one touchdown and two interceptions. Utah running back Moss had 79 rushing yards and a touchdown on 15 carries, and Carrington had 99 yards and a touchdown on seven receptions. Sunia Tauteoli had 11 tackles and 3 1/2 for loss for Utah.

Stanford led 13-10 at halftime after Jet Toner hit a 46-yard field goal with 6 seconds remaining in the half. The Cardinal didn't have a turnover and put the game away with the two interceptions.



Stanford 49, Oregon 7
Oct. 14, 2017 • Stanford, Calif.

Score by Quarters	1	2	3	4	Score
Oregon (4-3, 1-3)	7	0	0	0	7
Stanford (5-2, 4-1)	21	7	7	14	49

Qtr	Time	Team - Scoring Play	Plays-Yards	TOP	Score
1st	12:34	STAN - Love 5 yd run (Toner PAT)	6-77	2:26	ORE 0-STAN 7
	10:37	STAN - Love 67 yd run (Toner PAT)	1-67	0:12	ORE 0-STAN 14
	8:48	ORE - Burmeister 1 yd run (Schneider PAT)	5-86	1:37	ORE 7-STAN 14
	3:26	STAN - Arcega-Whiteside 3 yd pass from Chryst (Toner PAT)	9-71	5:16	ORE 7-STAN 21
2nd	8:05	STAN - Simmons 2 yd blocked punt return (Toner PAT)	--	--	ORE 7-STAN 28
3rd	6:53	STAN - Arcega-Whiteside 12 yd pass from Chryst (Toner PAT)	9-75	5:03	ORE 7-STAN 35
4th	11:09	STAN - Parkinson 3 yd pass from Chryst (Toner PAT)	9-64	5:08	ORE 7-STAN 42
	3:03	STAN - Parkinson 2 yd pass from Costello (Toner PAT)	9-58	5:16	ORE 7-STAN 49

	Oregon	Stanford
FIRST DOWNS	12	25
RUSHES-YARDS (NET)	43-276	41-248
PASSING YDS (NET)	33	256
Passes Att-Comp-Int	13-5-2	28-21-1
TOTAL OFFENSE PLAYS-YARDS	56-309	69-504
Fumble Returns-Yards	0-0	0-0
Punt Returns-Yards	0-0	2-32
Kickoff Returns-Yards	8-141	2-49
Interception Returns-Yards	1-0	2-2
Punts (Number-Avg)	6-33.0	2-31.0
Fumbles-Lost	2-1	1-1
Penalties-Yards	9-101	2-15
Possession Time	22:43	37:17
Third-Down Conversions	4 of 11	7 of 12
Fourth-Down Conversions	0 of 1	1 of 2
Red-Zone Scores-Chances	1-1	5-6
Sacks By: Number-Yards	0-0	2-9

RUSHING

Oregon-Freeman 18-143; Brooks-James 7-54; Benoit 6-32; Burmeister 9-31; Felix 1-17.
Stanford-Love, Bryce 17-147; Speights, Trevor 8-61; Scarlett, Cameron 8-35; Maddox, Dorian 4-8.

PASSING

Oregon-Burmeister 3-8-2-23; Alie 2-5-0-10.
Stanford-Chryst, Keller 15-21-1-181; Costello, K.J. 5-6-0-59; Tyler, Jay 1-1-0-16.

RECEIVING

Oregon-Schooler, B. 2-15; Benoit, Kani 2-10; Freeman, Royce 1-8.
Stanford-Arcega-Whiteside, JJ 6-112; Irwin, Trenton 5-52; Parkinson, Colby 3-10; Wedington, Connor 2-26; Stewart, Donald 2-22; Burns, Ryan 1-16; Smith, Kaden 1-10; Schultz, Dalton 1-8.

INTERCEPTIONS

Oregon-Lenoir 1-0.
Stanford-Toohill, Casey 1-2; Meeks, Quenton 1-0.

FUMBLES

Oregon-Griffin 1-0; Burmeister 1-1.
Stanford-TEAM 1-1.

SACKS (UA-A)

Stanford-Phillips, Harrison 1-0; Swann, Jovan 1-0.

TACKLES (UA-A)

Oregon-Dye 3-7; Swain 5-4; Robinson 2-5; Graham Jr. 4-2; Jelks 3-3; Pickett 2-4; Springs 3-2; Lenoir 2-3; Mondeaux 0-4; Scott 2-1; Breeze 2-1; Faoliu 1-1; Moi 1-1; Amadi 1-1; Griffin, 1-0.
Stanford-Okereke, Bobby 0-7; Reid, Justin 2-4; Robinson, Curtis 1-5; Swann, Jovan 1-5; Edwards, Ben 2-3; Fox, Jordan 2-2; Alfieri, Joey 2-2; Phillips, Harrison 1-3; Jackson, Dylan 1-3; Perez, Jordan 1-3; Antoine, Malik 2-1; Kalambayi, Peter 1-2; Toohill, Casey 0-3; Simmons, Brandon 2-0; Holder, Alijah 2-0; Brandt-Sims, Isaiah 2-0; Murphy, Alameen 1-1; Tyler, Mike 0-2; Meeks, Quenton 0-2; Williams, Mike 0-2; Palma, Kevin 0-2; Cotton, Eric 0-2; Burik, Lewis 1-0; Buncom, Frank 1-0; Beecher, Ryan 1-0; Schaffer, Thomas 0-1; Trinh, Anthony 0-1.

Ducks Downed

STANFORD, Calif. - Bryce Love needed less than five minutes to reach the 100-yard rushing mark for the ninth consecutive game as he used another big run to fuel No. 23 Stanford's 49-7 victory over Oregon.

Love's 67-yard touchdown run just 4:23 in was his second touchdown of the game, and the nation's leading rusher finished with 147 yards on 17 carries to help the Cardinal win its fourth straight game. The effort gave Love 1,387 yards through seven games.

Keller Chryst threw two of his three touchdown passes to JJ Arcega-Whiteside, and Brandon Simmons returned a blocked punt by Curtis Robinson for another touchdown as Stanford overpowered the Ducks.

Royce Freeman ran for 143 yards for Oregon, but the Ducks had no passing game behind Braxton Burmeister and lost for the third time in four games. Oregon had its lowest-scoring game since getting shut out by UCLA on Nov. 24, 2007.

Love started his day by racing 34 yards on his first carry and capped the opening drive with a 5-yard score. He then took a pitch on the first play of the next drive and outran the Oregon defense for the long touchdown that gave him a run of at least 50 yards in a ninth straight game.

Perhaps the only thing tougher to contain than Love was a rabbit that got loose on the field in the first quarter, leading to a brief delay. The rabbit ran through the end zone before finally being caught on the Oregon sideline.



#20/20 Stanford 15, Oregon State 14
Oct. 14, 2017 • Stanford, Calif.

Score by Quarters	1	2	3	4	Score
Stanford (6-2, 5-1)	0	6	3	6	15
Oregon State (1-7, 0-5)	0	7	7	0	14

Qtr	Time	Team - Scoring Play	Plays-Yards	TOP	Score
2nd	12:57	STAN - Toner 40 yd field goal	13-62	7:18	STAN 3-OSU 0
	5:52	OSU - Garretson 3 yd run (Choukair PAT)	12-75	7:05	STAN 3-OSU 7
	0:27	STAN - Toner 33 yd field goal	4-0	0:24	STAN 6-OSU 7
3rd	0:24	STAN - Toner 40 yd field goal	8-43	4:07	STAN 9-OSU 14
4th	0:20	STAN - Arcega-Whiteside 3 yd pass from Chryst (pass failed)	9-40	2:20	STAN 15-OSU 9
3rd	11:55	OSU - Tyner 18 yd run (Choukair PAT)	8-43	3:05	STAN 6-OSU 14

	Stanford	Oregon State
FIRST DOWNS	12	20
RUSHES-YARDS (NET)	27-81	41-138
PASSING YDS (NET)	141	126
Passes Att-Comp-Int	33-16-1	22-13-1
TOTAL OFFENSE PLAYS-YARDS	60-222	63-264
Fumble Returns-Yards	0-0	0-0
Punt Returns-Yards	0-0	1--5
Kickoff Returns-Yards	1-19	0-0
Interception Returns-Yards	1-9	1-0
Punts (Number-Avg)	5-46.0	5-28.6
Fumbles-Lost	1-0	2-2
Penalties-Yards	8-81	6-47
Possession Time	27:14	32:46
Third-Down Conversions	5 of 16	6 of 14
Fourth-Down Conversions	1 of 1	0 of 0
Red-Zone Scores-Chances	2-3	2-2
Sacks By: Number-Yards	2-13	1-8

RUSHING

Stanford-Scarlett, Cameron 17-72; Speights, Trevor 5-10; Chryst, Keller 5-(-1).
 Oregon State-Nall 19-84; Tyner 9-52; Lauina 1-8; Pierce 5-6; Johnson 1-2; Garretson 5-(-11).

PASSING

Stanford-Chryst, Keller 16-33-1-141.
 Oregon State-Garretson 13-21-1-126.

RECEIVING

Stanford-Irwin, Trenton 4-33; Arcega-Whiteside, JJ 3-30; Wedington, Connor 3-7;
 Smith, Kaden 2-37; Schultz, Dalton 2-19; Stewart, Donald 1-12; Scarlett, Cameron 1-3.
 Oregon State-Hernandez 3-30; Villamin 3-23; Togiak 2-38; Nall 2-2; Bradford. 1-15; Hodgins 1-14;
 Pierce 1-4.

INTERCEPTIONS

Stanford-Simmons, Brandon 1-9.
 Oregon State-Hicks-Onu 1-0.

FUMBLES

Stanford-Arcega-Whiteside 1-0.
 Oregon State-Nall 1-1; Garretson 1-1.

SACKS (UA-A)

Stanford-Cotton 0-1; Perez 1-0; Phillips 0-1.
 Oregon State-Willis 1-0.

TACKLES (UA-A)

Stanford-Phillips, Harrison 5-4; Meeks, Quenton 4-4; Perez, Jordan 5-2; Reid, Justin
 2-4; Murphy, Alameen 4-1; Okereke, Bobby 4-1; Cotton, Eric 3-2; Jackson, Dylan 1-3; Buncom,
 Frank 2-1; Alfieri, Joey 1-2; Edwards, Ben 1-1; Robinson, Curtis 1-0; Fox, Jordan 1-0; Holder, Alijah
 1-0; Irwin, Trenton 1-0; Brandt-Sims, Isaiah 1-0; Simmons, Brandon 0-1.
 Oregon State-Payne 7-3; Willis 6-4; Ugwoegbu 4-4; Hicks-Onu 3-2; Failauga 2-1; Moore 2-1;
 Savea 1-2; Dunn 2-0; Hungalu 1-1; Aydon 0-2; Smith 0-2; Bodden 1-0; Pritchard 1-0; Wilson 1-0.

Cardinal Comes Back

CORVALLIS, Ore. - Keller Chryst threw a 3-yard touchdown pass to JJ Arcega-Whiteside with 20 seconds left and No. 20 Stanford survived Bryce Love's absence for a 15-14 come-from-behind victory over Oregon State.

Stanford went for it on fourth-and-10 on the Oregon State 40 with 2:19 left in the game and Chryst hit Kaden Smith with a 25-yard pass to keep the drive alive. After Chryst found Arcega-Whiteside in the end zone, the 2-point conversion failed but Stanford intercepted Oregon State quarterback Darell Garretson's hurl with 3 seconds left to end it.

After the defenses dominated the first quarter, Stanford opened the scoring with Jet Toner's 40-yard field goal. On Oregon State's ensuing drive, Garretson's keeper put the Beavers up 7-3.

Stanford recovered Garretson's fumble at the Oregon State 16 but wasn't able to get closer and settled for a Toner's 33-yard field goal to head into halftime down 7-6.

Stanford was flagged for roughing Garretson on the Beavers' first series of the second half. On the same play, Cardinal cornerback Alijah Holder left the game with an apparent knee injury and inside linebacker Joey Alfieri was ejected from the game for targeting.

The Beavers went on to cap the drive with Thomas Tyner's touchdown run to go up 14-6.

The mistakes continued for Stanford on the next possession when Oregon State's Omar Hicks-Onu intercepted Chryst's pass. But the Beavers missed a 52-yard field goal attempt that would have extended their lead.

Toner kicked a 40-yard field goal to narrow the score to 14-9 at the end of the third quarter.

The leading rusher for Stanford in Love's place was Cameron Scarlett, who grew up in Portland, Oregon, and went to Central Catholic High School -- the same school as Oregon State running back Ryan Nall. Scarlett finished with 72 yards rushing.

Chryst completed 16 of 33 passes for 141 yards with the final touchdown and the interception, but Stanford managed just 222 yards of total offense.



#25 Washington State 24, #18/21 Stanford 21
Nov. 4, 2017 • Pullman, Wash.

Score by Quarters	1	2	3	4	Score
Stanford (6-3, 5-2)	0	7	14	0	21
Washington State (8-2, 5-2)	0	14	3	7	24

Qtr	Time	Team - Scoring Play	Plays-Yards	TOP	Score
2nd	14:06	STAN - Love 52 yd run (Toner PAT)	1-52	0:09	STAN 7-WSU 0
	10:49	WSU - Martin Jr. 12 yd pass from Falk (Powell PAT)	9-75	3:17	STAN 7-WSU 7
	5:29	WSU - Bell 27 yd pass from Falk (Powell PAT)	6-71	3:10	STAN 7-WSU 14
3rd	10:51	WSU - Powell 41 yd field goal	12-51	4:09	STAN 7-WSU 17
	6:30	STAN - Costello 14 yd run (Toner PAT)	8-60	4:12	STAN 14-WSU 17
	2:37	STAN - Okereke 52 yd interception return (Toner PAT)	--	--	STAN 21-WSU 17
4th	6:56	WSU - Calvine 11 yd pass from Falk (Powell PAT)	11-94	4:56	STAN 21-WSU 24

	Stanford	Washington State
FIRST DOWNS	9	25
RUSHES-YARDS (NET)	27-93	29-93
PASSING YDS (NET)	105	337
Passes Att-Comp-Int	20-9-1	48-34-1
TOTAL OFFENSE PLAYS-YARDS	47-198	77-430
Fumble Returns-Yards	0-0	0-0
Punt Returns-Yards	1-7	3-6
Kickoff Returns-Yards	5-173	0-0
Interception Returns-Yards	1-52	1-8
Punts (Number-Avg)	8-47.0	6-40.5
Fumbles-Lost	2-0	0-0
Penalties-Yards	4-20	4-25
Possession Time	26:50	33:10
Third-Down Conversions	3 of 12	7 of 16
Fourth-Down Conversions	0 of 0	0 of 1
Red-Zone Scores-Chances	1-1	4-5
Sacks By: Number-Yards	3-24	2-15

RUSHING

Stanford-Love, Bryce 16-69; Burns, Ryan 2-12; Speights, Trevor 4-11; Scarlett, Cameron 1-2; Marx, Daniel 1-0; Costello, K.J. 3-(-1).
 Washington State-Morrow 16-66; Williams 5-36; Wicks 2-14; TEAM 1-(-5); Falk, Luke 5-(-18).

PASSING

Stanford-Costello, K.J. 9-20-1-105.
 Washington State-Falk 34-48-1-337.

RECEIVING

Stanford-Arcega-Whiteside, JJ 3-52; Wedington, Connor 3-7; Marx, Daniel 1-24; Parkinson, Colby 1-12; Irwin, Trenton 1-10.
 Washington State-Martin Jr. 7-67; Morrow 5-64; Martin, 5-40; Sweet 4-24; Patmon 3-38; Calvin 3-29; Williams 3-14; Johnson-Mack 2-31; Bell 2-30.

INTERCEPTIONS

Stanford-Okereke, Bobby 1-52.
 Washington State-Luvu, Frankie 1-8.

FUMBLES

Stanford-Love, Bryce 1-0; Costello, K.J. 1-0.

SACKS (UA-A)

Stanford-Alfieri, Joey 1-0; Phillips, Harrison 1-0; Perez, Jordan 0-1; Swann, Jovan 0-1.
 Washington State-Rogers, Justus 1-0; Ekuale, Daniel 1-0.

TACKLES (UA-A)

Stanford-Reid, Justin 6-1; Phillips, Harrison 4-3; Okereke, Bobby 6-0; Murphy, Alameen 5-1; Perez, Jordan 4-1; Kalambayi, Peter 3-2; Edwards, Ben 4-0; Meeks, Quenton 4-0; Toohill, Casey 3-1; Buncom, Frank 2-2; Branch, Mustafa 3-0; Tyler, Mike 1-2; Jackson, Dylan 0-3; Cotton, Eric 1-1; Simmons, Brandon 1-1; Alfieri, Joey 1-0; Wedington, Connor 1-0; Marx, Daniel 0-1; Swann, Jovan 0-1.
 Washington State-Woods 2-6; Thompson 4-2; Rogers 1-5; Molton 3-1; Oguayo 1-3; Sherman 2-1; Mata'afa 2-1; Hanser 1-2; Ekuale 1-2; Luvu 1-2; Powell 2-0; Strong 1-1; Dale 0-2; Tago 1-0.

Cardinal Falls to Cougars

PULLMAN, Wash. - Luke Falk threw for 337 yards and three touchdowns and No. 25 Washington State beat No. 18 Stanford 24-21.

Snow started to fall heavily at the end of the first quarter. Stanford hadn't played in snow since a 1936 game against Columbia in New York.

Bryce Love, the nation's leading rusher, was held to 69 yards for Stanford. Love ran 52 yards for a touchdown on Stanford's first play of the second quarter, his nation-leading 10th consecutive game with a touchdown.

Falk replied with a 12-yard pass to Tavares Martin Jr. to tie it.

On Washington State's next possession, Falk threw a 27-yard pass to Renard Bell in the end zone for a 14-7 lead that held up at halftime.

Washington State drove to Stanford's 13 on its first possession of the second half, but had to settle for Erik Powell's 41-yard field goal and a 17-7 lead.

Stanford quarterback K.J. Costello fumbled the ball after the snap, but it bounced back into his hands and he ran 14 yards for a touchdown that brought Stanford within 17-14 in the third.

On Washington State's next possession, the Cougars went for it on fourth-and-1 at midfield. But Falk's pass was intercepted by Bobby Okereke and returned 52 yards for a touchdown that gave Stanford a 21-17 lead.

Falk led the Cougars 94 yards, culminating in an 11-yard touchdown pass to Jamire Calvin, for a 24-21 lead with 6:56 left in the game.

Stanford went three-and-out and Washington State chewed up more than three minutes of clock before punting the ball with 35 seconds left in the game. Frankie Luvu's interception ended the Stanford threat.



Stanford 30, #9/8 Washington 22
Nov. 10, 2017 • Stanford, Calif.

Score by Quarters	1	2	3	4	Score
Washington (8-2, 5-2)	7	7	0	8	22
Stanford (7-3, 6-2)	0	10	10	10	30

Qtr	Time	Team - Scoring Play	Plays-Yards	TOP	Score
1st	6:16	WASH - Gaskin 2 yd run (Vizcaino PAT)	12-88	4:33	WASH 7-STAN 0
2nd	14:55	STAN - Love 1 yd run (Toner PAT)	14-84	6:21	WASH 7-STAN 7
	11:37	WASH - Gaskin 15 yd run (Vizcaino PAT)	7-89	3:12	WASH 14-STAN 7
	1:32	STAN - Toner 38 yd field goal	10-61	4:47	WASH 14-STAN 10
3rd	9:15	STAN - Love 13 yd run (Toner PAT)	9-65	4:28	WASH 14-STAN 17
	0:01	STAN - Toner 32 yd field goal	13-81	7:38	WASH 14-STAN 20
4th	11:45	STAN - Toner 31 yd field goal	6-17	2:44	WASH 14-STAN 23
	8:48	STAN - Love 9 yd run (Toner PAT)	2-14	0:52	WASH 14-STAN 30
	4:22	WASH - Gaskin 1 yd run (Pettis pass from Browning)	9-75	4:26	WASH 22-STAN 30

	Washington	Stanford
FIRST DOWNS	20	21
RUSHES-YARDS (NET)	33-135	44-195
PASSING YDS (NET)	190	211
Passes Att-Comp-Int	23-17-0	27-16-0
TOTAL OFFENSE PLAYS-YARDS	56-325	71-406
Fumble Returns-Yards	0-0	0-0
Punt Returns-Yards	0-0	1-14
Kickoff Returns-Yards	2-36	3-61
Interception Returns-Yards	0-0	0-0
Punts (Number-Avg)	4-39.5	2-39.0
Fumbles-Lost	2-1	1-0
Penalties-Yards	7-73	5-50
Possession Time	23:55	36:05
Third-Down Conversions	2 of 8	10 of 18
Fourth-Down Conversions	0 of 2	1 of 1
Red-Zone Scores-Chances	3-4	5-5
Sacks By: Number-Yards	1-1	2-27

RUSHING

Washington-Gaskin 18-120; Coleman 9-25; Ahmed 1-4; Pettis 1(-)-1; Browning, Jake 4(-)-13.
 Stanford-Love, Bryce 30-166; Costello, K.J. 5-26; Speights, Trevor 6-6; TEAM 3(-)-3.

PASSING

Washington-Browning, Jake 17-23-0-190.
 Stanford-Costello, K.J. 16-27-0-211.

RECEIVING

Washington-Pettis 5-41; Fuller 4-53; Dissly 3-19; Baccellia 2-37; Coleman 1-18; Jones 1-11; Ahmed 1-11.
 Stanford-Arcega-Whiteside, JJ 5-130; Irwin, Trenton 5-46; Wedington, Connor 2-8; Love, Bryce 1-12;
 Parkinson, Colby 1-10; Marx, Daniel 1-3; Speights, Trevor 1-2.

INTERCEPTIONS

None.

FUMBLES

Washington-Ahmed 1-0; Gaskin 1-1.
 Stanford-Costello, K.J. 1-0.

SACKS (UA-A)

Washington-Victor 1-0.
 Stanford-Okereke, Bobby 2-0.

TACKLES (UA-A)

Washington-Bierria 7-0; Rapp 6-0; Vea 4-2; Turner 4-2; Joyner 5-0; Burr-Kirven 4-1; McIntosh 3-1;
 Bryant 3-0; Gaines 1-2; Victor 1-1; Bartlett 1-1; Bowman 1-1; Potoa'e 0-2; Beavers 0-2;
 Onwuzurike 1-0; O'Brien 1-0; Harris 1-0; Molden 1-0; Pettis 0-1; Vizcaino 0-1; Wellington 0-1.
 Stanford-Okereke, Bobby 7-4; Buncom, Frank 6-5; Reid, Justin 4-4; Murphy, Alameen 5-0; Meeks,
 Quenton 2-3; Kalambayi, Peter 1-4; Phillips, Harrison 2-2; Alfieri, Joey 1-3; Toohill, Casey 1-1;
 Antoine, Malik 1-0; Branch, Mustafa 1-0; Edwards, Ben 1-0; Jackson, Dylan 0-1; Palma, Kevin 0-1;
 Perez, Jordan 0-1; Cotton, Eric 0-1.

Love Prevails

STANFORD, Calif. - When Bryce Love aggravated an injury in the first half and had to go to the sideline to get checked out, Stanford coach David Shaw wasn't sure how much he'd be able to get out of his star running back.

Love showed he had plenty left in a signature performance in his campaign for the Heisman Trophy.

Love ran 30 times for 166 yards and three touchdowns against the nation's stingiest defense, leading Stanford to a 30-22 victory over No. 9 Washington.

Love had not had a full practice in about a month for Stanford. His missed one game with the injury and was held to 69 yards in a loss at Washington State.

But he gutted it out against a Huskies defense that came into the game ranked first in the nation in yards allowed and second in scoring defense.

While he failed to extend his streak of games with a run of at least 50 yards to 11 games, he helped Stanford control the clock and delivered a couple of big runs late. Quarterback K.J. Costello said he had to ask Love if he was alright a few times in the first half.

The Huskies started fast with touchdown runs by Myles Gaskin on the first two drives but stalled after that in a crippling blow to their hopes of getting back to the four-team playoff.

The Huskies used an up-tempo offense to drive 88 and 89 yards for touchdowns on their first two drives before getting stopped on a fourth-and-1 from the Stanford 19 on the third possession. Washington had only two first downs on the next five drives as the Cardinal adjusted and took control of the game. Gaskin, who ran for 120 yards, added his third touchdown with 4:22 left to tie Bishop Sankey's school record with 37 career touchdown runs.

Costello delivered a pair of 39-yard passes to JJ Arcega-Whiteside in the first half for the two longest offensive plays of the season against the Huskies. Those set up a 2-yard touchdown run by Love and one of Jet Toner's three field goals. Costello converted six third downs through the air on the night and threw for a career-high 211 yards.

Shaw joined some illustrious company by winning his 71st game in seven seasons at Stanford. He tied Glenn "Pop" Warner's school record set for wins sent from 1924-32.



#20/23 Stanford 17, Cal 14
Nov. 18, 2017 • Stanford, Calif.

Score by Quarters	1	2	3	4	Score
Cal (5-6, 2-6)	3	3	8	0	14
Stanford (8-3, 7-2)	3	7	7	0	17

Qtr	Time	Team - Scoring Play	Plays-Yards	TOP	Score
1st	11:20	STAN - Toner 42 yd field goal	7-49	3:40	CAL 0-STAN 3
	6:16	CAL - Anderson 44 yd field goal	11-48	5:04	CAL 3-STAN 3
2nd	8:17	STAN - Smith 17 yd pass from Costello (Toner PAT)	10-70	6:03	CAL 3-STAN 10
	2:43	CAL - Anderson 26 yd field goal	14-66	5:34	CAL 6-STAN 10
3rd	8:57	STAN - Love 57 yd run (Toner PAT)	4-79	2:10	CAL 6-STAN 17
	4:02	CAL - Laird 1 yd run (Bowers rush)	10-75	4:55	CAL 14-STAN 17

	Cal	Stanford
FIRST DOWNS	19	21
RUSHES-YARDS (NET)	28-155	38-193
PASSING YDS (NET)	182	185
Passes Att-Comp-Int	29-20-1	26-17-1
TOTAL OFFENSE PLAYS-YARDS	57-337	64-378
Fumble Returns-Yards	0-0	0-0
Punt Returns-Yards	0-0	0-0
Kickoff Returns-Yards	0-0	2-51
Interception Returns-Yards	1-0	1-29
Punts (Number-Avg)	1-23.0	1-39.0
Fumbles-Lost	1-0	0-0
Penalties-Yards	5-45	5-40
Possession Time	26:31	33:29
Third-Down Conversions	6 of 12	6 of 12
Fourth-Down Conversions	2 of 2	1 of 2
Red-Zone Scores-Chances	3-3	1-3
Sacks By: Number-Yards	0-0	1-11

RUSHING

Cal-Laird 20-153; McMorris 2-4; Echols 2-4; Klumph 1-3; Bowers 3-(-9).
Stanford-Love, Bryce 14-101; Scarlett, Cameron 14-61; Speights, Trevor 3-18; Costello, K.J. 4-16.

PASSING

Cal-Bowers 20-29-1-182.
Stanford-Costello, K.J. 17-26-1-185.

RECEIVING

Cal-Wharton III 7-58; Veasy 5-68; Laird 4-47; Noa 2-5; Hawkins 1-2; Echols 1-2.
Stanford-Arcega-Whiteside, JJ 7-79; Irwin, Trenton 4-48; Smith, Kaden 3-43; Marx, Daniel 1-7;
Stewart, Donald 1-6; Love, Bryce 1-2.

INTERCEPTIONS

Cal-Allensworth, Da 1-0.
Stanford-Edwards, Ben 1-29.

FUMBLES:

Cal-Laird, Patrick 1-0.

SACKS (UA-A)

Stanford-Kalambayi, Peter 1-0.

TACKLES (UA-A)

Cal-Kunaszyk 5-3; Brown 3-4; Bynum 3-3; Weaver 3-3; Hicks 2-3; Funches 3-1; Hawkins 3-1;
Davis 2-2; Palmer 1-3; Davison 3-0; Rubenzer 1-2; Looney 1-1; Udeogu 0-2; Beck 1-0; Rockett 1-0;
Wharton III 1-0; Tartabull 1-0; Ude 0-1; Bequette 0-1; Mekari 0-1; Allensworth 0-1.
Stanford-Reid, Justin 3-7; Phillips, Harrison 2-4; Okereke, Bobby 0-6; Perez, Jordan 2-3; Murphy,
Alameen 2-3; Kalambayi, Peter 1-4; Meeks, Quenton 3-1; Edwards, Ben 2-2; Buncom, Frank 2-1;
Alfieri, Joey 2-1; Branch, Mustafa 1-2; Palma, Kevin 0-3; Swann, Jovan 1-1; Antoine, Malik 1-0;
Robinson, Curtis 0-1; Jackson, Dylan 0-1.

Love Leads Cardinal over Cal

STANFORD, Calif. - Bryce Love rushed for 101 yards and a touchdown despite missing most of the fourth quarter after aggravating an injury, and No. 20 Stanford held off California 17-14 to keep its Pac-12 title hopes alive.

K.J. Costello completed 17 of 26 passes for 185 yards and a touchdown, Ben Edwards made a key interception in the fourth quarter and Cameron Scarlett rushed for 49 yards on the final drive in place of Love to help the Cardinal milk the clock and win its eighth straight Big Game.

The nation's leading rusher going into the game, Love sat out the final 11:43 after. He did stay on the field long enough to score a 57-yard touchdown -- his FBS-record 11th run of 50 yards or longer this season.

Scarlett, Love's primary backup all season, also came up big for Stanford. Scarlett rushed for 61 yards, the majority coming on the Cardinal's last drive that took the final 7:25. Scarlett's 2-yard gain on 4th-and-1 kept the drive going.

Patrick Laird ran for 153 yards and a touchdown on 20 carries while Ross Bowers passed for 182 yards and a touchdown for California. The Golden Bears need a win in their final game to become bowl eligible in coach Justin Wilcox's first season.

It wasn't the best game for Shaw's team but the Cardinal gritted it out and held off a pesky Cal team that had plenty to play for.