



2011-12 NOTRE DAME MEN'S BASKETBALL

ATHLETICS MEDIA RELATIONS:
MEDIA RELATIONS CONTACTS:

Joyce Center
Bernadette Cafarelli
Sean Carroll

Room 112
o: (574) 631-8458
o: (574) 631-2664

Notre Dame, IN 46556
c: (574) 532-0249
c: (574) 340-2177

Fax: (574) 631-7941
cafarelli.1@nd.edu
carroll.64@nd.edu

2011-12 Schedule

Date	Day	Opponent	Time/Result
11/1	Tues.	ST. XAVIER (Exhibition) (UND.COM)	W, 90-72
11/7	Mon.	STONEHILL (Exhibition) (UND.COM)	W, 92-70
11/12	Sat.	MISSISSIPPI VALLEY STATE (UND.COM)	W, 80-67
11/14	Mon.	DETROIT [^] (ESPNU)	W, 59-53
11/16	Wed.	SAM HOUSTON STATE [^] (UND.COM)	W, 74-41
11/18	Fri.	DELAWARE STATE (UND.COM)	W, 93-69
11/21	Mon.	vs. #21/21 Missouri [@] (ESPN2)	L, 58-87
11/22	Tues.	vs. Georgia! (ESPNU)	L, 57-61
11/27	Sun.	BRYANT (UND.COM)	W, 84-59
11/30	Wed.	at #19/18 Gonzaga (ESPN2)	L, 53-73
12/4	Sun.	vs. Maryland\$ (MASN/Versus)	L, 71-78
12/8	Thur.	MAINE (ESPN3)	W, 87-78
12/10	Sat.	DARTMOUTH (ESPN3)	W, 65-47
12/17	Sat.	vs. #18/20 Indiana% (ESPN2)	4:30 p.m.
12/19	Mon.	SACRED HEART (UND.COM)	7:30 p.m.
12/27	Tues.	PITTSBURGH* (ESPN2)	7:00 p.m.
1/4	Wed.	at Cincinnati*	7:00 p.m.
1/7	Sat.	at Louisville* (ESPNU)	4:00 p.m.
1/10	Tues.	USF*	7:00 p.m.
1/14	Sat.	CONNECTICUT* (ESPN2)	11:00 a.m.
1/16	Mon.	at Rutgers* (ESPNU)	9:00 p.m.
1/21	Sat.	SYRACUSE* (ESPN)	6:00 p.m.
1/25	Wed.	at Seton Hall*	8:00 p.m.
1/29	Sun.	at Connecticut*	Noon
2/4	Sat.	MARQUETTE* (CBS)	1:00 p.m.
2/8	Wed.	at West Virginia* (ESPNU)	9:00 p.m.
2/11	Sat.	DEPAUL*	Noon
2/15	Wed.	RUTGERS* (ESPNU)	7:00 p.m.
2/18	Sat.	at Villanova* (ESPNU)	9:00 p.m.
2/22	Wed.	WEST VIRGINIA* (ESPN2)	7:00 p.m.
2/25	Sat.	at St. John's* (ESPN)	Noon
2/27	Mon.	at Georgetown* (ESPN)	7:00 p.m.
3/2	Fri.	PROVIDENCE*	7:00 p.m.

BIG EAST CHAMPIONSHIP

(Madison Square Garden; New York, N.Y.)

3/6	Tues.	First Round	TBD
3/7	Wed.	Second Round	TBD
3/8	Thur.	Quarterfinals	TBD
3/9	Fri.	Semifinals	TBD
3/10	Sat.	Final	TBD

NCAA CHAMPIONSHIP

3/13-14	First Round (Dayton, Ohio)
3/15-18	Second & Third Rounds (various locations)
3/22-25	Regional Rounds (various locations)
3/31	Final Four - Semifinals (New Orleans, La.)
4/2	Final Four - Final (New Orleans, La.)

[^] - CBE Classic (Regional Rounds)

[@] - CBE Classic - Kansas City, Mo. (Semifinals)

[!] - CBE Classic - Kansas City, Mo. (Consolation)

^{\$} - BB&T Classic - Washington, D.C.

[%] - Close the Gap Crossroads Classic - Indianapolis, Ind.

^{*} - BIG EAST Conference Game

Home events in **BOLD CAPS**

All times Eastern

Indiana vs. Notre Dame
Dec. 17, 2011 • 4:30 p.m. (ET)
Close The Gap Crossroads Classic
Conseco Fieldhouse (18,165)
Indianapolis, Ind.



#18/20 INDIANA
Hoosiers

9-0, 0-0 Big Ten
H: 7-0; A: 2-0; N: 0-0



NOTRE DAME
Fighting Irish

7-4, 0-0 BIG EAST
H: 7-0; A: 0-1; N: 0-3

Indiana Leads Series 47-21

TV/Internet:

ESPN2/ESPN3

Dan Shulman (play-by-play)

Dick Vitale (analyst)

Radio:

Affiliate listings on Pg. 5

Broadcast on UND.com

Jack Nolan (play-by-play)

Sean Kearney (analyst)

Live Stats:

GameTracker (UND.com)

IRISH TO FACE HOOSIERS IN CLOSE THE GAP CROSSROADS CLASSIC

• Notre Dame (7-4) will battle in-state rival Indiana (9-0) on Saturday in Indianapolis, Ind., in the inaugural Close the Gap Crossroads Classic. Tip-off is slated for 4:30 p.m. (ET) inside Conseco Fieldhouse. The game between the Irish and Hoosiers is part of a doubleheader. Purdue and Butler meet in the first game at 2:00 p.m.

• The Notre Dame-Indiana contest will be aired on ESPN2/ESPN3 with Dan Shulman (play-by-play) and Dick Vitale (analyst) calling the action.

• The Fighting Irish Digital Media radio crew of Jack Nolan (play-by-play) and Sean Kearney (analyst) will call the action on radio (affiliate listings on Pg. 5) and their broadcast can also be heard on UND.com.

• Saturday will be the 69th meeting all-time between Notre Dame and Indiana and the first since the Irish topped the Hoosiers, 88-50, during the first round of the 2008 EA Sports Maui Invitational. Indiana leads the series 47-21, but the Fighting Irish have won the past two encounters. Head coach **Mike Brey** is 2-3 against the Hoosiers during his Notre Dame tenure.

• This will be the ninth meeting between the Fighting Irish and Hoosiers in Indianapolis. The last time they squared off in the Circle City was during the 1959-60 season inside Butler's Hinkle Fieldhouse. Notre Dame is 2-6 against Indiana in Indianapolis.

• Indiana is the first member of the Big Ten Conference Notre Dame has faced since defeating Wisconsin, 58-51, during the title game of the 2010 Old Spice Classic in Orlando, Fla. The Fighting Irish are 231-206-1 all-time against teams currently in the Big Ten.

• The Fighting Irish are 61-14 (.813) in December under head coach **Mike Brey**.

FIGHTING IRISH IN INDY

• Under head coach **Mike Brey**, Notre Dame is 4-3 in Indianapolis, including a 2-2 mark in Conseco Fieldhouse.

• Saturday will be Notre Dame's first game in Indianapolis since a 67-62 setback to Ohio State on Dec. 6, 2008, inside Lucas Oil Stadium. Notre Dame's last contest

NOTRE DAME PROBABLE STARTING LINEUP

No.	Player	Pos.	Ht.	Wt.	Yr.	PPG	RPG	APG
0	Eric Atkins	G	6-1	182	So.	13.9	2.7	3.7
12	Alex Dragicevich	G	6-7	221	So.	7.9	2.2	1.7
24	Pat Connaughton	G/F	6-5	206	Fr.	8.4	4.6	0.8
25	Tom Knight	F	6-9	250	Jr.	4.4	1.6	0.8
45	Jack Cooley	F	6-9	248	Jr.	8.3	7.9	1.1

NOTRE DAME 2011-12 ROSTER

No.	Player	Pos	Ht.	Wt.	Yr.	Hometown/High School
0	Eric Atkins	G	6-1	182	So.	Columbia, Md./Mount Saint Joseph
4	Patrick Crowley	G	6-3	190	So.	Los Gatos, Calif./St. Francis
11	Garrick Sherman*	C	6-10	251	Jr.	Kenton, Ohio/Kenton/Michigan State
12	Alex Dragicevich	G	6-7	221	So.	Northbrook, Ill./Glenbrook North
14	Scott Martin	G	6-8	222	Sr.	Valparaiso, Ind./Valparaiso
21	Tim Abromaitis	F	6-8	236	GS	Unionville, Conn./Farmington
22	Jerian Grant	G	6-5	195	So.	Bowie, Md./DeMatha
24	Pat Connaughton	G/F	6-5	206	Fr.	Arlington, Mass./St. John's Prep
25	Tom Knight	F	6-9	250	Jr.	Dixfield, Maine/Dirigo
32	Joey Brooks	G	6-6	220	Jr.	Houston, Texas/Strake Jesuit College Prep
33	Mike Broghammer	F	6-9	265	Jr.	Orono, Minn./Hopkins
45	Jack Cooley	F	6-9	248	Jr.	Glenview, Ill./Glenbrook South

* - will have to sit out the entire 2011-12 season due to NCAA transfer rules

Alphabetical Roster

21	Tim Abromaitis	GS/F
0	Eric Atkins	So./G
33	Mike Broghammer	Jr./F
32	Joey Brooks	Jr./G
24	Pat Connaughton	Fr./G/F
45	Jack Cooley	Jr./F
4	Patrick Crowley	So./G
12	Alex Dragicevich	So./G
22	Jerian Grant	So./G
25	Tom Knight	Jr./F
14	Scott Martin	Sr./G
11	Garrick Sherman	Jr./C

Head Coach: Mike Brey (George Washington '82)
Assistant Coach: Anthony Solomon (Virginia '87)
Assistant Coach: Rod Balanis (Georgia Tech '93)
Assistant Coach: Martin Ingelsby (Notre Dame '01)
Coordinator of Basketball Operations: Harold Swanagan (Notre Dame '02)
Athletic Trainer: Skip Meyer (Central Connecticut State '74)

Pronunciation Guide

Tim Abromaitis ab-row-MY-tis
 Pat Connaughton CONN-uh-tin
 Jack Cooley COOL-ee
 Mike Broghammer BROGE-hammer
 Alex Dragicevich Drag-ee-vich
 Jerian Grant JARE-in

Series vs. Indiana

Indiana Leads 47-21

Home: 8-14, Away: 7-19, Neutral: 6-14

Date	Site	Result
2-19-08	Bloomington, IN	W, 21-20
3-3-19	Bloomington, IN	L, 11-29
2-7-23	Bloomington, IN	L, 18-33
2-12-24	Bloomington, IN	L, 20-21
12-21-28	Notre Dame, IN	L, 17-27
1-7-30	Bloomington, IN	W, 30-29
2-3-31	Bloomington, IN	W, 25-20
12-12-31	Notre Dame, IN	L, 12-23
12-9-46	Bloomington, IN	W, 70-60
1-1-48	Indianapolis, IN	L, 46-72
12-28-48	Indianapolis, IN	L, 47-50
12-29-49	Indianapolis, IN	L, 69-79
12-23-50	Indianapolis, IN	L, 56-64
12-28-51	Indianapolis, IN	L, 54-67
12-6-52	Notre Dame, IN	W, 71-70
3-14-53	Chicago, IL %	L, 66-79
12-14-53	Bloomington, IN	L, 55-66
3-12-54	Iowa City, IA #	W, 65-64
12-11-54	Notre Dame, IN	L, 70-73
1-30-56	Bloomington, IN	L, 76-81
1-29-57	Notre Dame, IN	W, 94-82
12-28-57	Indianapolis, IN @	W, 89-74
3-14-58	Lexington, KY !	W, 94-87
12-26-58	Indianapolis, IN @	W, 73-67
12-23-59	Indianapolis, IN @	L, 60-71
12-20-60	Fort Wayne, IN *	L, 69-74
1-2-62	Fort Wayne, IN *	L, 95-122
1-2-63	Fort Wayne, IN *	W, 73-70
12-4-63	Fort Wayne, IN *	L, 102-108
12-21-64	Fort Wayne, IN *	L, 81-107
12-21-65	Fort Wayne, IN *	L, 58-80
12-20-66	Fort Wayne, IN *	L, 91-94
12-19-67	Fort Wayne, IN *	L, 91-96
12-21-68	Notre Dame, IN	W, 104-94
12-20-69	Bloomington, IN	W, 89-88
12-15-70	Notre Dame, IN	L, 103-106
12-18-71	Bloomington, IN	L, 29-94
12-12-72	Notre Dame, IN	L, 67-69
12-11-73	Bloomington, IN	W, 73-67
12-11-74	Notre Dame, IN	L, 84-94
12-11-75	Bloomington, IN	L, 60-63
12-14-76	Notre Dame, IN	W, 78-65
12-14-77	Bloomington, IN	L, 66-67
12-9-80	Notre Dame, IN	W, 68-64
12-1-81	Bloomington, IN	L, 55-69
12-7-82	Notre Dame, IN	L, 52-68
11-29-83	Bloomington, IN	L, 72-80
12-4-84	Notre Dame, IN	W, 74-63
12-3-85	Bloomington, IN	L, 67-82
12-2-86	Notre Dame, IN	L, 62-67
12-2-87	Bloomington, IN	L, 59-76
12-6-88	Notre Dame, IN	W, 84-71
12-5-89	Bloomington, IN	L, 72-81
11-28-90	Notre Dame, IN	L, 67-70
12-3-91	Bloomington, IN	L, 46-78
12-8-92	Notre Dame, IN	L, 70-75
12-7-93	Bloomington, IN	L, 82-101
11-29-94	Notre Dame, IN-ot	W, 80-79
11-28-95	Bloomington, IN	L, 53-73
12-2-96	Notre Dame, IN	L, 75-76
12-3-97	Bloomington, IN	L, 80-91
12-1-98	Notre Dame, IN-ot	L, 72-76
11-30-99	Bloomington, IN-ot	L, 64-81
12-5-00	Notre Dame, IN	L, 78-86
12-4-01	Bloomington, IN	L, 75-76
12-10-03	Notre Dame, IN	L, 63-66
12-8-04	Bloomington, IN	W, 55-45
11-24-08	Maui, HI\$	W, 88-50

% - Chicago Stadium
 # - NCAA Tournament (second round)
 ! - NCAA Tournament (third round)
 @ - Butler Fieldhouse
 * - Fort Wayne Coliseum
 \$ - Maui Invitational

inside Conesco Fieldhouse was a 92-60 win over Lafayette on Nov. 14, 2006. Brey's third victory at Notre Dame was a 69-51 win over Cincinnati on Nov. 25, 2000, inside Conesco Fieldhouse.

• The Fighting Irish advanced to the Sweet 16 of the 2003 NCAA Tournament under Brey by notching wins over Wisconsin-Milwaukee (70-69) and Illinois (68-60) inside the RCA Dome.

STREAKING

• Notre Dame's 65-47 win over Dartmouth on Saturday upped its home win streak to 26 games. That is the second longest Irish win streak inside Purcell Pavilion at the Joyce Center in program history. The Fighting Irish won 45 straight at the Joyce Center from March 4, 2006-Jan. 10, 2009.

TOPPING 20

• Six Notre Dame players - **Tim Abromaitis**, **Eric Atkins**, **Pat Connaughton**, **Jack Cooley**, **Jerian Grant** and **Scott Martin** - have scored 20 or more points in a game this season.
 • Notre Dame is the only NCAA Division I school to have at least six 20-point scorers this season. Six schools have five 20-point scorers (East Tennessee State, Indiana, Lipscomb, UNC Asheville, North Dakota, Oakland).
 • Atkins, Cooley and Grant all have scored 20-plus points a team-best two times this season.

SHUFFLING THE LINEUP

• Notre Dame has used seven different starting lineups in its first 11 games of the season. No Notre Dame player has started every game this season (*game-by-game starting lineups listed on page 7*).
 • The quintet of **Scott Martin** (Sr./G), **Joey Brooks** (Jr./G), **Jack Cooley** (Jr./F), **Eric Atkins** (So./G) and **Jerian Grant** (So./G) has started three games, which makes it the most-used starting lineup for the Irish this season. The Fighting Irish are 2-1 with that starting lineup.
 • Six different Irish players - **Joey Brooks** (Jr./G), **Jack Cooley** (Jr./F), **Tom Knight** (Jr./F), **Jerian Grant** (So./G), **Alex Dragicevich** (So./G) and **Pat Connaughton** (Fr./G-F) - have made their first career start this season.

Notre Dame's record in 2011-12 when ...

Played at the Purcell Pavilion.....	7-0
Played on the road.....	0-1
Played at a neutral site.....	0-3
BIG EAST Conference record (all games)	0-0
Non-conference record	7-4
Leading at halftime.....	6-0
Trailing at halftime.....	1-4
Tied at halftime.....	0-0
Playing an overtime game.....	0-0
Shoots .500 or better	2-0
Shoots less than .500.....	5-4
Opponents shoots less than .500	6-3
Shoots better than opponent.....	5-1
Shoots worse than opponent.....	1-3
Shoots same as opponent	1-0
Makes more free throws than opponent.....	7-1
Makes less free throws than opponent	0-2
Same number of free throws	0-1
Outrebounded opponents	5-0
Outrebounded by opponent	2-4
Same number of rebounds.....	0-0
Has fewer turnovers than opponent	3-2
Has more turnovers than opponent.....	4-2
Has same number of turnovers	0-0
Bench outscores opponent's bench.....	6-1
Outscored by opponent's bench	0-3
Bench points are the same.....	1-0
Plays a ranked opponent.....	0-2
Makes 10 or more three-pointers	3-0
No Notre Dame player fouls out.....	6-2
One Notre Dame player fouls out.....	1-2
Two or more Notre Dame players foul out.....	0-0
Wears White Uniforms	7-1
Wears Blue Uniforms	0-3
Wears Gold Uniforms.....	0-0
Wears Black Uniforms.....	0-0
Plays in an In-Season Tournament.....	2-2
Plays on Television	1-4
Plays in November	5-3
Plays in December	2-1
Plays in January	0-0
Plays in February	0-0
Plays in March.....	0-0
Plays in Day Games.....	2-1
Plays in Night Games	5-3
Plays on Sundays	1-1
Plays on Mondays.....	1-1
Plays on Tuesdays	0-1
Plays on Wednesdays	1-1
Plays on Thursdays.....	1-0
Plays on Fridays.....	1-0
Plays on Saturdays.....	2-0
Final Margin is 5 points or less	0-1
Final Margin is 6-10 points	2-1
Final Margin is 11-20 points	2-0
Final Margin is 20-plus points.....	3-2
Has a player score 20-plus points	5-3
Has a player score 30-plus points	0-0
Scores 59 points or less	1-3
Scores 60-69 points.....	1-0
Scores 70-79 points.....	1-1
Scores 80-89 points.....	3-0
Scores 90-plus points.....	1-0

CAREER-HIGH FOR COOLEY

- Since missing the Maryland game on Dec. 4 due to illness, junior forward **Jack Cooley** has posted a career-high 22 points in each of the last two games (Maine and Dartmouth). Those performances landed him a spot on the BIG EAST Weekly Honor Roll.
- Cooley is the first Notre Dame player to score 20-plus points in consecutive games since Ben Hansbrough netted 20-plus points in five straight last season (Feb. 23-March 10).
- In addition to the 22 points versus Maine, Cooley hauled down 14 rebounds. It was his team-high second double-double of the season.
- Cooley notched his first career double-double by registering 11 points and 17 rebounds against Delaware State (Nov. 18). The 17 rebounds, which included 10 offensive boards, were a career-high total for Cooley. He became the first Irish player to haul down that many rebounds in a game since Luke Harangody had 17 against Louisville during the 2008-09 season (Feb. 12, 2009).
- Cooley leads the Irish with a 7.9 rpg. average this season.

DEFENDING DARTMOUTH

- The Fighting Irish limited Dartmouth to 30.0% (15-50) shooting in Saturday's win. That is the lowest shooting percentage of the season for an Irish opponent.
- Notre Dame held Dartmouth to 26.1% (6-23) shooting in the first half. That is the lowest percentage for a Notre Dame opponent in any half this season. It marked the third time this season the Irish have held an opponent to under 30% shooting in a half. Notre Dame limited Detroit to 26.3% (10-38) shooting in the second half (Nov. 14) and Sam Houston State to 29.2% (7-24) in the first half (Nov. 16).

SUCCESS AT THE STRIPE

- Notre Dame was 14-for-15 (.933) from the free throw line against Dartmouth on Saturday. That was a season-best mark for the Fighting Irish.
- The Irish have made more free throws (181) than their opponents have attempted (160). Notre Dame is 181-253 (.715) from the charity stripe, while Irish opponents are 110-160 (.688).

HANDLING THE ROCK

- The Fighting Irish matched a season-low total with seven turnovers on Saturday against Dartmouth. The Irish also had seven turnovers against Maryland (Dec. 4).
- The Irish have registered 20 or more assists in a game three times this season. Their season-high total was 24 (on 31 made baskets) against Bryant on Nov. 27. Notre Dame ranks 16th nationally in assist-to-turnover ratio (1.41).

BLOCK PARTY

- Notre Dame blocked a season-high 11 shots against Dartmouth. Junior forwards **Jack Cooley** and **Tom Knight** both established career-high block totals with four and three, respectively.

ATKINS ON THE ATTACK

- Sophomore point guard **Eric Atkins** is averaging a team-best 13.9 points-per-game this season. Atkins has scored in double-figures in six of the nine games he has played this season. He missed two games (Sam Houston State & Delaware State) due to illness.

Irish A Stable Force In The State

Since head coach **Mike Brey** took over the reins of the Irish in July of 2000, Notre Dame is the only NCAA Division I men's basketball program in the state of Indiana to not suffer a losing season. Notre Dame also is the only one of the 10 schools to have just one head coach during that stretch. Here is a breakdown of those programs beginning with the 2000-01 season (11-plus seasons).

	Head Coaches	NCAA Appearances	W	L	Percentage
Butler	3	7	276	100	.734
NOTRE DAME	1	7	245	124	.664
Purdue	2	6	218	144	.602
Valparaiso	3	2	211	151	.583
IUPUI	2	1	188	150	.556
Indiana	4	6	200	164	.549
Ball State	3	0	162	180	.474
Indiana State	3	1	151	199	.431
Evansville	3	0	130	204	.389
IPFW	4	0	108	188	.365

Number of Games Led Irish in This Season/Career (Career figure in parenthesis)

Tim Abromaitis		Jack Cooley	
Points	1 (17)	Points	1 (2)
Rebounds	2 (16)	Rebounds	7 (8)
Assists	1 (5)	Blocks	6 (16)
Blocks	-- (7)	Steals	2 (4)
Steals	-- (14)		
		Alex Dragicevich	
Eric Atkins		Assists	1 (1)
Points	4 (6)	Blocks	2 (2)
Assists	4 (14)		
Steals	3 (12)	Jerian Grant	
		Points	3 (3)
Mike Broghammer		Rebounds	2 (2)
Rebounds	1 (1)	Assists	5 (5)
Blocks	3 (5)	Steals	5 (5)
Steals	1 (2)	Blocks	1 (1)
		Tom Knight	
Joey Brooks		Blocks	1 (1)
Points	1 (1)	Steals	1 (1)
Rebounds	1 (2)		
Steals	1 (5)	Scott Martin	
Blocks	1 (1)	Points	1 (2)
		Rebounds	-- (5)
Pat Connaughton		Assists	1 (2)
Points	1 (1)	Blocks	-- (3)
Rebounds	1 (1)	Steals	1 (5)
Blocks	1 (1)		

Number of Games This Season With ... (Career figure in parenthesis)

Double-Figure Points			
Jerian Grant	8	(8)	
Eric Atkins	6	(13)	
Scott Martin	5	(37, 24 at ND)	
Pat Connaughton	4	(4)	
Alex Dragicevich	4	(4)	
Jack Cooley	3	(7)	
Joey Brooks	3	(4)	
Tim Abromaitis	1	(58)	
30-Plus Points			
Tim Abromaitis	--	(3)	
20-Plus Points			
Jerian Grant	2	(2)	
Eric Atkins	2	(2)	
Jack Cooley	2	(2)	
Scott Martin	1	(2, 2 at ND)	
Pat Connaughton	1	(1)	
Tim Abromaitis	1	(22)	
10-Plus Rebounds			
Jack Cooley	3	(3)	
Jerian Grant	1	(1)	
Tim Abromaitis	--	(4)	
Scott Martin	--	(1, 1 at ND)	
Double-Doubles			
Jack Cooley	2	(2)	
Jerian Grant	1	(1)	
Tim Abromaitis	--	(3)	
Scott Martin	--	(1, 1 at ND)	

Free-Throw Shooting in Final Five Minutes and Overtime This Season:

Tim Abromaitis	0-0 (.000)
Eric Atkins	4-6 (.667)
Mike Broghammer	1-2 (.500)
Joey Brooks	7-10 (.700)
Pat Connaughton	5-6 (.833)
Jack Cooley	3-4 (.750)
Patrick Crowley	0-0 (.000)
Alex Dragicevich	3-4 (.750)
Jerian Grant	3-5 (.600)
Tom Knight	0-0 (.000)
Scott Martin	3-3 (1.000)
Total	29-40 (.725)
Opponents	19-37 (.514)

- Atkins deposited a career-high 27 points versus Mississippi Valley State in the season opener. He has led the Irish in scoring four times this season.
- Versus Maine (Dec. 8), he hit a career-high five three-pointers (on seven attempts) en route to 26 points.
- Atkins is 35-43 (.814) from the charity stripe and he is 16-31 (.516) from three-point range. Both of those are team-best figures this season.
- Atkins dished out a career-high nine assists against Bryant (Nov. 27).

YOUTH MOVEMENT

- Sophomores **Jerian Grant**, **Eric Atkins** and **Alex Dragicevich** along with freshman **Pat Connaughton** have accounted for 56% of Notre Dame's scoring this season. They have tallied 440 of the team's 781 points.

KNIGHT TIME

- Junior forward **Tom Knight** scored a career-high eight points on Saturday against Dartmouth. His previous high was seven, which he tallied the previous game versus Maine and on two other occasions.
- Knight tied a career-high mark with five rebounds against Dartmouth. He also blocked a career-best three shots versus the Big Green.
- Knight has started each of the past three games. Those were his first three career starts.

GRANT HAS ALL-AROUND GAME

- Sophomore guard **Jerian Grant**, who is in his first season playing with the Irish after sitting out all of last season, has team-high totals in points (136), assists (46), steals (14) and minutes played (361). His 14 made three-pointers rank second among all Irish players.
- Grant is shooting 51.2% (43-84) from the field, which includes a 38.9% (14-36) mark from three-point range. Grant also boasts a 2.71 assist-to-turnover ratio.
- Grant scored a season-best 20 points against both Georgia (Nov. 22) and Maryland (Dec. 4).
- He has scored in double-figures a team-best eight times this season.
- Grant posted his first career double-double by notching 12 points and a career-high 11 rebounds against Bryant on Nov. 27.

BENCH PRODUCTION

- Notre Dame's 42 bench points against Maine (Dec. 8) were the most points from the Irish subs since they deposited 48 in the 2010-11 season opener against Georgia Southern, a 98-61 victory on Nov. 12, 2010. Junior forward **Jack Cooley** spearheaded the bench attack against Maine with a career-high 22 points, while sophomore guard **Alex Dragicevich** added 14.
- The Fighting Irish reserves scored 33 points against Sam Houston State on Nov. 16. Freshman **Pat Connaughton** led the way that night with 24 off the bench.

FRESHMAN FIREPOWER

- Freshman **Pat Connaughton** has scored in double-figures four times this season.
- Connaughton's 24 points against Sam Houston State (Nov. 16) were the most for a Notre Dame freshman since Torin Francis had 25 against Arizona in the Sweet 16 of the 2003 NCAA Tournament (March 27, 2003).
- Connaughton's six made three-pointers (on 10 attempts) against Sam Houston State were the most for an Irish freshman since Chris Thomas had six against Connecticut in the semifinals of the 2002 BIG EAST Tournament (March 8, 2002).
- Connaughton's 24 points off the bench in the Sam Houston State game were the most bench points by an Irish player since Chris Quinn netted 25 against Quinnipiac during the 2003-04 campaign (Dec. 23, 2003).

Instant Impact

Pat Connaughton and **Jerian Grant** became the fifth and sixth Notre Dame rookies to score 20-plus points in a game during the Mike Brey era (12 seasons). Here is the list of Irish freshmen/first-year players who have accomplished the feat in the Brey era:

Player	Season	20+ Games	30+ Games	High
Chris Thomas (G)	2001-02	9	2	32
Torin Francis (F)	2002-03	4	-	25
Luke Harangody (F)	2006-07	3	-	22
Tory Jackson (G)	2006-07	2	-	21
Jerian Grant* (G)	2011-12	2	-	20
Pat Connaughton (G/F)	2011-12	1	-	24

* - A sophomore with rookie status since he did not play during his freshman season in 2010-11.

Elder Statesman

• **Mike Brey** is in his 12th season along the Irish sidelines. He is the third-longest tenured coach in the BIG EAST, behind only Jim Boeheim of Syracuse and Jim Calhoun of Connecticut. Brey stands sixth all-time in career BIG EAST victories (both regular-season and tournament) with his 119-83 (.589) mark. He is one of eight coaches in BIG EAST history to record 100 conference wins.

What a Run

- The past four seasons has produced the most regular-season BIG EAST victories (46) in school history. The Irish have gone 46-26 in BIG EAST regular-season play over the past four seasons.
- Last season's 27 wins overall (27-7) were the most in the modern era of Fighting Irish basketball. Notre Dame's highest win total ever was 33 (33-7) in 1908-09.
- The 14 regular-season BIG EAST victories in 2010-11 tied the program standard. The Fighting Irish went 14-4 in BIG EAST play in 2007-08.
- Notre Dame's 15 BIG EAST wins (14 regular season, 1 tournament) last season were the most in program history (combined regular season and tournament).

Taking Care Of The Basketball

Under Irish head coach Mike Brey, Notre Dame always has been a team that has had a high number of assists and very few turnovers. Here's a look at the Irish under Brey:

	FGs	Assts	TOs	Asst/Bskt	Asst/TO
2000-01	814	527	434	.647	1.21
2001-02	934	629	435	.673	1.45
2002-03	917	558	446	.609	1.25
2003-04	766	434	329	.567	1.32
2004-05	671	415	341	.618	1.22
2005-06	772	468	364	.606	1.29
2006-07	869	552	414	.635	1.33
2007-08	914	608	429	.665	1.42
2008-09	988	601	343	.608	1.75
2009-10	918	585	362	.637	1.62
2010-11	843	563	364	.668	1.55
2011-12	264	161	114	.610	1.41

Irish Aim For Sixth Straight 20-Win Season

Notre Dame has reached the 20-win mark in each of the last five seasons and eight times in the last 11 seasons under head coach **Mike Brey**. The last time Irish teams reached the 20-win plateau in six straight campaigns was from 1983-89 under head coach Digger Phelps.

Postseason Stretch

Notre Dame has earned appearances in the postseason in each of the last 12 seasons, which marks the longest stretch in school history. The Irish have been to the NCAA Tournament on seven occasions and the National Invitation Tournament (NIT) five times during this current stretch. Under head coach **Mike Brey**, Notre Dame has played in the NCAAs seven times and NIT four times.

107 Years and Strong

The 2011-12 campaign marks the 107th season of basketball at Notre Dame and the 17th season as a member of the BIG EAST Conference. Notre Dame teams have posted an all-time record of 1708-931 for a .647 winning percentage. In 15 seasons as a member of the BIG EAST, the Irish own a 147-125 (.540) record in conference regular-season play.

DRAINING FROM DEEP

• Notre Dame has hit 10 or more three-pointers in a game three times this season. The Irish deposited 11 treys against Bryant (Nov. 27) and Delaware State (Nov. 18) and they hit 10 versus Sam Houston State (Nov. 16). The Fighting Irish made 10 or more three-pointers in a game seven times last season.

419 AND COUNTING

• Notre Dame has made at least one three-pointer in 419 straight contests dating back to the 1998-99 campaign. The Fighting Irish have made at least one three pointer during every game of the Mike Brey era. The last time an Irish team failed to hit a three-pointer in a game was in a 101-70 loss to Connecticut at the Hartford Civic Center on Jan. 12, 1999. Notre Dame finished 0-7 from beyond the arc in that contest. In 2008-09, the Irish set a single-season three-point record with 319.

SOLID SCHEDULE

• Eight teams on Notre Dame's 2011-12 schedule are ranked in the latest Associated Press top-25 poll. Six of the squads - #1 Syracuse, #4 Louisville, #9 Connecticut, #11 Marquette, #15 Pittsburgh and #16 Georgetown - are BIG EAST foes, while the Fighting Irish faced #10 Missouri and will face #18 Indiana in non-conference action. The Irish will meet ninth-ranked UConn twice during the regular season.

LIGHTS, CAMERA, ACTION

• Notre Dame will have 17 television appearances during the 2011-12 season. The Irish will appear on ESPN's family of networks 16 times in addition to being on CBS once.

DOUBLE-DUTY

• Freshman guard/forward **Pat Connaughton** also is a pitcher on the Fighting Irish baseball team. Connaughton is the 66th Notre Dame student-athlete to compete in both basketball and baseball and the first to do so since Tom Hansen during the 1973-74 academic year.

IRISH CAPTAINS

• **Tim Abromaitis** and **Scott Martin** will captain the Fighting Irish during the 2011-12 season. Abromaitis is the 19th player in program history to serve as a two-time team captain.

2011-12 Notre Dame Men's Basketball on the Radio

Fighting Irish Digital Media (FIDM) will originate the Notre Dame Basketball Radio Network in 2011-2012 with the broadcast teams of Jack Nolan and two former players, LaPhonso Ellis ('92) and Jordan Cornette ('05) bringing basketball fans all the exciting action.

Affiliates: WSBT AM 960 (South Bend, Ind.); WLS AM 890 (Chicago, Ill.); WXNT-AM 1430 in Indianapolis, Ind.; WNUY-FM 100.1 (Fort Wayne, Ind.); WRSW ESPN 1480 AM (Warsaw, Ind); WEFM FM 95.9 (Michigan City, Ind.); WLUV-AM 1520 (Rockford, Ill.); WVIL-FM 101.3 (Jacksonville/Peoria, Ill.); WJLS-AM 560 (Beckley, W.Va); WKXX-AM 1600 (Wheeling, W.Va.); SiriusXM Satellite Radio (129) and worldwide on UND.com.

2011-12 Mike Brey Radio Show

The Mike Brey Radio Show is broadcast live from O'Rourke's Public House just south of the Notre Dame campus on Thursdays at 7:00 p.m. (ET) during the basketball season. Irish fans can join head coach Mike Brey as well as Irish players for an in-depth look inside Notre Dame Basketball. Notre Dame Men's Basketball play-by-play announcer Jack Nolan hosts the show which can be heard live on NewsRadio 960 WSBT-AM in South Bend and worldwide on UND.com. The show can also be heard Friday nights on Sirius XM College Sports Nation Channel 91.

Schedule

Show #1	Thursday, December 1, 2011
Show #2	Thursday, December 15, 2011
Show #3	Thursday, December 29, 2011
Show #4	Monday, January 2, 2012
Show #5	Thursday, January 12, 2012
Show #6	Thursday, January 19, 2012
Show #7	Thursday, January 26, 2012
Show #8	Thursday, February 2, 2012
Show #9	Thursday, February 9, 2012
Show #10	Thursday, February 16, 2012
Show #11	Thursday, February 23, 2012
Show #12	Thursday, March 1, 2012



2011-12 BIG EAST STANDINGS

(as of games played on Dec. 14)

	BIG EAST Record	Overall Record
Syracuse	0-0	10-0
Louisville	0-0	9-0
Marquette	0-0	9-0
Connecticut	0-0	8-1
Georgetown	0-0	8-1
Pittsburgh	0-0	8-1
Seton Hall	0-0	8-1
Providence	0-0	9-2
West Virginia	0-0	6-2
DePaul	0-0	7-3
Cincinnati	0-0	6-3
NOTRE DAME	0-0	7-4
Villanova	0-0	6-4
USF	0-0	6-5
St. John's	0-0	4-5
Rutgers	0-0	4-6

Players of the Week

Nov. 21	Herb Pope - Sr., F, Seton Hall
Nov. 28	Kris Joseph - Sr., F, Syracuse
Dec. 5	Hollis Thompson - Jr., F, Georgetown
Dec. 12	Darryl Bryant - Sr., G, West Virginia

Rookies of the Week

Nov. 21	Jerian Grant - So., G, Notre Dame
Nov. 28	Andre Drummond - Fr., F, Connecticut
Dec. 5	LaDontae Henton - Fr., F, Providence
Dec. 12	LaDontae Henton - Fr., F, Providence

Notre Dame Weekly Honor Roll Honorees

Jack Cooley - Jr., F (Dec. 12)

2011-12 Notre Dame Men's Basketball Press Conferences

(Contact Bernie Cafarelli at (574) 631-7516 or at cafarelli.1@nd.edu for teleconference number information)

Monday, Dec. 26	10:00 a.m. (ET)
Monday, Jan. 2	10:00 a.m. (ET)
Thursday, Jan. 12	10:00 a.m. (ET)
Monday, Jan. 23	10:00 a.m. (ET)
Monday, Feb. 6	10:00 a.m. (ET)
Monday, Feb. 13	10:00 a.m. (ET)
Monday, Feb. 20	10:00 a.m. (ET)
Wednesday, Feb. 29	10:00 a.m. (ET)

* - Note special time

2011-12 BIG EAST Teleconferences

(Contact the BIG EAST Conference at (401) 453-0660 for teleconference number information)

Jan. 5, Jan. 19, Feb. 2 and Feb. 16

11:00 a.m.	Buzz Williams, Marquette
11:08 a.m.	Mike Brey, Notre Dame
11:16 a.m.	Ed Cooley, Providence
11:24 a.m.	Jim Calhoun, Connecticut
11:32 a.m.	Steve Lavin, St. John's
11:40 a.m.	Mick Cronin, Cincinnati
11:48 a.m.	Kevin Willard, Seton Hall
11:56 a.m.	Rick Pitino, Louisville

Jan. 12, Jan. 26, Feb. 9 and Feb. 23

11:00 a.m.	Jay Wright, Villanova
11:08 a.m.	Stan Heath, USF
11:16 a.m.	Bob Huggins, West Virginia
11:24 a.m.	Mike Rice, Rutgers
11:32 a.m.	Oliver Purnell, DePaul
11:40 a.m.	Jamie Dixon, Pittsburgh
11:48 a.m.	Jim Boeheim, Syracuse
11:56 a.m.	John Thompson III, Georgetown

2011-12 BIG EAST Preseason Coaches' Poll

	Pts.
1. Connecticut (7)	209
Syracuse (5)	209
3. Louisville (3)	201
4. Pittsburgh (1)	188
5. Cincinnati	169
6. Marquette	155
7. West Virginia	132
8. Villanova	127
9. NOTRE DAME	114
10. Georgetown	104
11. Rutgers	75
12. St. John's	71
13. Seton Hall	56
14. USF	43
15. Providence	40
16. DePaul	27

First-place votes in parentheses

2011-12 BIG EAST Preseason Awards

PLAYER OF THE YEAR

Ashton Gibbs, Pittsburgh

ROOKIE OF THE YEAR

Andre Drummond, Connecticut

PRESEASON FIRST TEAM

Tim Abromaitis, Notre Dame, F, Gr.

Ashton Gibbs, Pittsburgh, G, Sr.

Jeremy Lamb, Connecticut, G/F, So.

Darius Johnson-Odom, Marquette, G, Sr.

Kris Joseph, Syracuse, F, Sr.

Kevin Jones, West Virginia, F, Sr.

PRESEASON SECOND TEAM

Yancy Gates, Cincinnati, F, Sr.

Alex Oriakhi Connecticut, F/C, Jr.

Peyton Siva, Louisville, G, Jr.

Scoop Jardine, Syracuse, G, Sr.

Maalik Wayns, Villanova, G, Jr.

HONORABLE MENTION

Andre Drummond, Connecticut, C, Fr.

Shabazz Napier, Connecticut, G, So.

Cleveland Melvin, DePaul, F, So.

Jae Crowder, Marquette, F, Sr.

Augustus Gilchrist, USF, F/C, Sr.

National Polls

Associated Press Top 25 (Dec. 12)

- 1. Syracuse**
- Ohio State
- Kentucky
- 4. Louisville**
- North Carolina
- Baylor
- Duke
- Xavier
- 9. Connecticut**
- 10. Missouri**
- 11. Marquette**
- Kansas
- Florida
- Wisconsin
- 15. Pittsburgh**
- 16. Georgetown**
- Mississippi State
- 18. Indiana**
- Illinois
- Michigan
- Michigan State
- Texas A&M
- Alabama
- Murray State
- 25t. Creighton
- 25t. Vanderbilt

ESPN/USA Today Coaches Poll (Dec. 12)

- 1. Syracuse**
- Ohio State
- Kentucky
- 4. Louisville**
- Duke
- North Carolina
- Baylor
- 8. Missouri**
- Xavier
- 10. Connecticut**
- 11. Marquette**
- Kansas
- Florida
- 14. Pittsburgh**
- Wisconsin
- Mississippi State
- 17. Georgetown**
- Michigan
- Illinois
- 20. Indiana**
- Alabama
- Texas A&M
- Michigan State
- Creighton
- Vanderbilt

Bold indicates 2011-12 Irish opponent

2011-12 GAME-BY-GAME STARTING LINEUP

Date	Opponent (Result)	Starting Lineup	# of Times	Record With Lineup
11/12	Mississippi Valley State (W, 80-67)	Atkins-Brooks-Cooley-Grant-Martin ^	1	1-0
11/14	Detroit (W, 59-53)	Atkins-Brooks-Cooley-Grant-Martin	2	2-0
11/16	Sam Houston State (W, 74-41)	Brooks-Cooley-Dragicovich-Grant-Martin ^	1	1-0
11/18	Delaware State (W, 93-69)	Connaughton-Cooley-Dragicovich-Grant-Martin ^	1	1-0
11/21	Missouri (L, 58-87)	Abromaitis-Atkins-Cooley-Grant-Martin ^	1	0-1
11/22	Georgia (L, 57-61)	Abromaitis-Atkins-Cooley-Grant-Martin	2	0-2
11/27	Bryant (W, 84-59)	Atkins-Brooks-Connaughton-Grant-Martin ^	1	1-0
11/30	Gonzaga (L, 53-73)	Atkins-Brooks-Cooley-Grant-Martin	3	2-1
12/4	Maryland (L, 71-78)	Atkins-Brooks-Grant-Knight-Martin ^	1	0-1
12/8	Maine (W, 87-78)	Atkins-Brooks-Grant-Knight-Martin	2	1-1
12/10	Dartmouth (W, 65-47)	Atkins-Connaughton-Cooley-Dragicovich-Knight ^	1	1-0

^ - Indicates first time that lineup was used

The Irish have used seven different starting lineups in the first 11 games of the season.

Injuries And Illness Inflicting The Irish

Notre Dame has suffered through a rash of illness and injuries during the early portion of the 2011-12 campaign. Five of Notre Dame's 10 scholarship players already have missed time this season. Here is the breakdown of the games missed:

	Games Missed	Reason
Tim Abromaitis*	9	NCAA Suspension (4 games) Torn ACL (5 games)
Eric Atkins	2	Illness
Joey Brooks	1	Illness
Jack Cooley	1	Illness
Scott Martin	1	Concussion

* - Will miss remainder of season with Torn ACL

Abro Out

- Forward **Tim Abromaitis** suffered a torn anterior cruciate ligament (ACL) in his right knee at a morning team practice on Nov. 25 and will miss the remainder of the 2011-12 campaign. Abromaitis, who is in his fifth season with the Irish, had played in two games (Missouri and Georgia) and was averaging 14.0 points and 7.0 rebounds. He had missed Notre Dame's first four games due to a misunderstanding of a technicality in an NCAA rule governing seasons of competition that dated back to the 2008-09 campaign when he played in the first two exhibitions of his sophomore campaign and then sat out the remainder of that season.
- Abromaitis was selected to the 2011-12 preseason watch lists for both the John R. Wooden Award and the Naismith Trophy. Both awards are presented annually to the national player of the year. He also was named to the six-man preseason All-BIG EAST First Team. In addition, the Irish forward is one of 30 candidates up for the Lowe's Senior CLASS Award.

ALL ABOUT ABRO

IN THE IRISH RECORD BOOK

Three-Point Field Goals Made

1.	Colin Falls	2003-07	331
2.	Chris Thomas	2001-05	302
3.	Matt Carroll	1999-03	301
4.	Kyle McAlarney	2005-09	298
5.	David Graves	1998-02	259
6.	Ryan Hoover	1992-96	248
7.	Chris Quinn	2002-05	239
8.	Ryan Ayers	2005-09	170
9.	Martin Ingelsby	1997-01	167
10.	Tim Abromaitis	2007-11	160
11.	Ben Hansbrough	2009-11	154
12.	Russell Carter	2003-07	139
13.	Luke Zeller	2005-09	107
14.	Tory Jackson	2006-10	103
15.	Pat Garrity	1994-98	100
16.	Antoni Wych	1995-99	93
17.	Elmer Bennett	1988-92	91
18.	Jordan Cornette	2001-05	74
19.	Joe Fredrick	1986-90	73
20.	Rob Kurz	2004-08	72

Three-Point Field Goals Attempted

1.	Chris Thomas	2001-05	833
2.	Colin Falls	2003-07	826
3.	Matt Carroll	2002-03	762
4.	Kyle McAlarney	2005-09	687
5.	Ryan Hoover	1992-96	680
6.	David Graves	1998-02	630
7.	Chris Quinn	2002-06	573
8.	Ryan Ayers	2005-09	401
9.	Martin Ingelsby	1997-01	394
10.	Tim Abromaitis	2007-11	390
11.	Ben Hansbrough	2009-11	362
12.	Russell Carter	2003-07	342
13.	Antoni Wych	1995-99	333
14.	Tory Jackson	2006-10	320
15.	Luke Zeller	2005-09	297
16.	Pat Garrity	1994-98	279
17.	Elmer Bennett	1988-92	259
18.	Jordan Cornette	2001-05	245
19.	Troy Murphy	1998-01	191
20.	Pete Miller	1993-97	190

Three-Point Field Goal Percentage

(Min. 120 Attempted)

1.	Joe Fredrick	1986-90	.490
2.	Kyle McAlarney	2005-09	.434
3.	Ben Hansbrough	2009-11	.425
4.	Ryan Ayers	2005-09	.424
	Martin Ingelsby	1997-01	.424
6.	Chris Quinn	2002-06	.417
7.	David Graves	1998-02	.411
8.	Tim Abromaitis	2007-11	.410
9.	Rob Kurz	2004-08	.409
10.	David Rivers	1984-88	.406
	Russell Carter	2003-07	.406
12.	Colin Falls	2003-07	.401
13.	Keith Friel	1996-98	.397
14.	Matt Carroll	1999-03	.395
15.	Jamere Jackson	1987-90	.380
	Jonathan Peoples	2006-10	.377
17.	Kevin Ellery	1988-91	.372
18.	Carl Cozen	1991-94	.370
19.	Ryan Hoover	1993-96	.365
20.	Chris Thomas	2001-05	.363



- 2011-12 Preseason All-BIG EAST First Team
- John R. Wooden Award Preseason Top 50 List (2011-12)
- Naismith Trophy Preseason Watch List (2011-12)
- Lowe's Senior CLASS Award Candidate (2011-12)
- Capital One First Team Academic All-American (2011)
- *ESPN The Magazine* First Team Academic All-American (2010)
- BIG EAST Scholar Athlete of the Year (2010 & 2011)
- BIG EAST Sports Excellence Award (2010 & 2011)
- Third Team All-BIG EAST (2011)
- BIG EAST Honorable Mention (2010)
- Four-Time BIG EAST Weekly Honor Roll Selection
- Four-Time BIG EAST Academic All-Star
- Notre Dame Club of St. Joseph Valley Rockne Student-Athlete Award (2010 & 2011)
- Notre Dame Co-Most Improved Player Award (2010)
- Team Captain (2010-11, 2011-12)
- Old Spice Classic MVP (2010)
- Graduate of Notre Dame's Mendoza College of Business
 - Bachelor's Degree in Finance (2010) - 3.73 GPA
 - MBA (2011)
- 2011 World University Games Participant
 - Started three games and averaged 6.4 ppg and 4.3 rpg.
 - Team USA posted a 7-1 record (fifth-place finish)

HOME SWEET HOME

Home Winning Percentage Leaders Since the Beginning of 2006-07 Season (five-plus seasons) (as of games played on Dec. 14)

	Team	Wins	Losses	Percentage
1.	Utah State	84	3	96.55
2.	Kansas	94	4	95.92
3.	BYU	80	4	95.24
4.	Xavier	79	4	95.18
5.	Pittsburgh	92	6	93.88
6.	NOTRE DAME	91	6	93.81
7.	Duke	84	6	93.33
8.	Wisconsin	86	7	92.47
9.	Ohio State	96	8	92.31
	Purdue	84	7	92.31
11.	Memphis	95	8	92.23
12.	Michigan State	80	8	90.91
13.	Texas	83	9	90.22
14.	North Carolina	78	9	89.66
15.	Missouri	85	11	88.54
16.	South Dakota	68	9	88.31
17.	San Diego State	75	10	88.24
18.	Butler	73	10	87.95
19.	Kent State	72	10	87.80
20.	Creighton	82	12	87.23
21.	Oklahoma State	74	11	87.06
22.	Belmont	60	9	86.96
23.	Dayton	82	13	86.32
24.	Old Dominion	74	12	86.05

- Notre Dame currently has a 26-game home win streak.
- The Fighting Irish concluded their 2010-11 home slate with a perfect 17-0 mark. It's the third undefeated season at Purcell Pavilion at the Joyce Center in the last five years and the fifth overall for Notre Dame since the building opened at the start of the 1968-69 campaign. The other perfect home seasons occurred in: 1973-74 (15-0), 1985-86 (15-0), 2006-07 (18-0) and 2007-08 (17-0).
- Notre Dame is the only BIG EAST team that did not lose at home in 2010-11.
- Over the course of the last five seasons, Notre Dame is the only school nationally to go undefeated at home in three seasons (Duke and Kansas have done it twice), while its 91-6 record at home for a .938 winning percentage is the sixth best among NCAA Division I schools. The Irish also own the best record among all BIG EAST teams in regular-season conference home games over the same time span with a sterling 39-5 record for an .886 winning percentage.

BIG EAST Home Records in League Play Since the Beginning of 2006-07 Season (five-plus seasons)

	Team	Wins	Losses	Percentage
1.	NOTRE DAME	39	5	88.64
2.	Louisville	38	6	86.36
	Pittsburgh	38	6	86.36
4.	West Virginia	34	10	77.27
5.	Connecticut	33	11	75.00
6.	Syracuse	32	12	72.73
	Marquette	32	12	72.73
8.	Georgetown	31	13	70.45
9.	Villanova	30	14	68.18
10.	St. John's	24	20	54.55
11.	Cincinnati	23	21	52.27
12.	Seton Hall	22	22	50.00
	Providence	22	22	50.00
14.	USF	16	28	36.36
15.	Rutgers	12	32	27.27
16.	DePaul	11	33	25.00

IRISH ENJOYING SUCCESSFUL RUN IN LEAGUE PLAY

*BIG EAST Records Since the Beginning of 2006-07 Season (five-plus seasons)
(as of games played on Dec. 14)*

	Overall				BIG EAST				
	Wins	Losses	Percentage		Wins	Losses	Percentage		
1.	Pittsburgh	148	39	.791	1.	Pittsburgh	65	23	.739
2.	Syracuse	140	48	.745		Louisville	65	23	.739
3.	Louisville	136	48	.739	3.	NOTRE DAME	57	31	.648
4.	West Virginia	134	53	.717		Syracuse	57	31	.648
5.	Georgetown	126	51	.712	5.	Georgetown	55	33	.625
6.	Connecticut	130	54	.707	6.	West Virginia	54	34	.614
7.	NOTRE DAME	127	54	.702	7.	Villanova	53	35	.602
8.	Marquette	127	56	.694		Marquette	53	35	.602
9.	Villanova	126	56	.692	9.	Connecticut	50	38	.568
10.	Cincinnati	93	80	.538	10.	St. John's	36	42	.462
11.	Seton Hall	87	78	.527	11.	Cincinnati	36	52	.409
12.	Providence	88	81	.521	12.	Seton Hall	34	54	.386
13.	St. John's	85	85	.500	13.	Providence	32	56	.364
14.	USF	69	100	.408	14.	USF	22	66	.250
15.	Rutgers	66	100	.398	15.	Rutgers	18	70	.205
16.	DePaul	62	107	.367	16.	DePaul	17	71	.193

Last Notre Dame Win/Loss Versus Ranked Opponent in Associated Press Poll

	<u>Date</u>	<u>Opponent (Location)</u>	<u>Score</u>				
Win vs. #1	2-1-87	North Carolina (H)	60-58	Win vs. #20	1-15-98	West Virginia (A)	74-72
Loss vs. #1	11-26-08	(8) North Carolina (LC)!	87-102	Loss vs. #20	1-12-09	(12) Louisville (A)	73-87
Win vs. #2	1-24-11	(15) Pittsburgh (A)	56-51	Win vs. #21	1-9-07	(22) West Virginia (H)	61-58
Loss vs. #2	2-28-09	Connecticut (A)	65-72	Loss vs. #21	11-21-11	Missouri (KC)	58-87
Win vs. #3	3-3-90	Missouri (H)	98-67	Win vs. #22	12-7-05	Alabama (A)	78-71
Loss vs. #3	1-27-10	Villanova (A)	90-72	Loss vs. #22	3-16-07	Winthrop (SA)\$	64-74
Win vs. #4	12-7-06	Alabama (H)	99-85	Win vs. #23	12-3-06	Maryland (VC)@	81-74
Loss vs. #4	2-7-04	Pittsburgh (H)	58-66	Loss vs. #23	3-8-06	Georgetown (MSG)*	63-67
Win vs. #5	2-12-09	Louisville (H)	90-57	Win vs. #24	NA		
Loss vs. #5	1-1-11	(15) Syracuse (A)	58-70	Loss vs. #24	3-5-05	Pittsburgh (H)	77-85
Win vs. #6	11-25-08	(8) Texas (LC)!	81-80	Win vs. #25	3-10-11	(4) Cincinnati (MSG)*	89-51
Loss vs. #6	1-6-03	(5) Pittsburgh (A)	55-72	Loss vs. #25	3-13-08	Marquette (MSG)*	79-89
Win vs. #7	2-2-82	San Francisco (H)	75-66	<i>Event/Location Notes</i>			
Loss vs. #7	3-12-10	West Virginia (MSG)*	51-53	\$ - NCAA Tournament			
Win vs. #8	1-4-11	(14) Connecticut (H)	73-70	* - BIG EAST Tournament			
Loss vs. #8	1-17-09	(12) Syracuse (A)	74-93	! - Maui Invitational			
Win vs. #9	12-29-10	(15) Georgetown (H)	69-55	^ - SEC/BIG EAST Invitational			
Loss vs. #9	3-9-07	(20) Georgetown (MSG)*	82-84	@ - BB&T Classic			
Win vs. #10	2-21-01	(18) Boston College (H)	76-75	(H) - Home			
Loss vs. #10	1-2-10	Connecticut (A)	70-82	(A) - Away			
Win vs. #11	2-27-10	Georgetown (A)	78-64	(LC) - Lahaina Civic Center (Maui)			
Loss vs. #11	3-2-09	Villanova (H)	60-77	(MCI) - MCI Center (Washington, D.C.)			
Win vs. #12	2-24-10	Pittsburgh (H)	68-53	(MSG) - Madison Square Garden (New York, N.Y.)			
Loss vs. #12	3-4-03	Syracuse (A)	88-92	(KC) - Kansas City, Mo.			
Win vs. #13	12-2-02	Marquette (H)	92-71	(D) - Dayton, Ohio			
Loss vs. #13	2-28-08	(17) Louisville (A)	85-90	(BFC) - Big Four Classic (Indianapolis, Ind.)			
Win vs. #14	12-5-87	Louisville (BFC)	69-54	(FH) - Freedom Hall (Louisville, Ky.)			
Loss vs. #14	3-11-11	(4) Louisville (MSG)* (ot)	77-83	(PC) - Pepsi Center (Denver, Colo.)			
Win vs. #15	1-21-98	Syracuse (H)	83-63	(SA) - Spokane Arena (Spokane, Wash.)			
Loss vs. #15	2-7-09	UCLA (A)	63-89	(VC) - Verizon Center (Washington, D.C.)			
Win vs. #16	3-5-11	(8) Connecticut (A)	70-67	<i>Note - Number before opponent indicates Notre Dame's AP ranking at the time of the game</i>			
Loss vs. #16	1-18-03	(10) Kentucky (A)	73-88	<i>Bold italics</i> indicates result from this season			
Win vs. #17	3-7-70	(15) Ohio U. (D)\$	112-82				
Loss vs. #17	12-8-10	(23) Kentucky (FH)^	58-72				
Win vs. #18	1-26-08	Villanova (A)	90-80				
Loss vs. #18	2-12-05	Pittsburgh (A)	66-68				
Win vs. #19	2-28-11	(8) Villanova (H)	93-72				
Loss vs. #19	11-30-11	Gonzaga (A)	53-73				

THE MIKE BREY FILE

2011 AP, Basketball Times & Henry Iba Coach of the Year

2007, 2008 & 2011 BIG EAST Coach of the Year

Third Longest Tenured Coach in BIG EAST

Record at Notre Dame: 245-124 (.664)

Overall Record: 344-176 (.662)

WHAT HIS TEAMS HAVE DONE:

9 NCAA Tournament Appearances

14 Total Postseason Appearances (5 NIT)

3 BIG EAST Players of the Year

(Troy Murphy '01 / Luke Harangody '08 / Ben Hansbrough '11)

10 First-Team All-BIG EAST Honorees



IRISH UNDER MIKE BREY:

IN OVERTIME GAMES: 7-8

at Georgetown (2/9/02)	W	116-111 (4 OT)
at Boston College (1/25/03)	W	101-96
vs. Georgetown (2/1/03)	W	93-92 (2OT)
at Pittsburgh (1/4/06)	L	97-100 (2OT)
vs. Georgetown (1/24/06)	L	82-85 (2OT)
at Louisville (2/4/06)	L	86-89
at Connecticut (2/21/06)	L	74-75
at Michigan (3/20/06)	L	84-87 (2OT)
vs. Providence (1/31/08)	W	81-74
at Louisville (1/12/09)	L	73-87
at Louisville (2/17/10)	L	89-91 (2OT)
at Marquette (3/6/10)	W	63-60
vs. Georgia (11/25/10)	W	89-83 (2OT)
vs. Louisville (2/9/11)	W	89-79
vs. Louisville (3/11/11)	L	77-83

IN GAMES DECIDED BY...

1 point.....	12-11
2 points.....	6-11
3 points.....	16-16
4 points.....	4-7
5 points.....	7-7
6 points.....	12-6
7 points.....	17-8
8 points.....	6-10
9 points.....	8-4
10 points.....	13-6
11-15 points.....	49-24
16-20 points.....	28-10
21-30 points.....	31-4
31-40 points.....	26-0
41-50 points.....	10-0
50+points.....	0-0
Total.....	245-124

ON THE ROAD...

	Away	Neutral	Overall
2011-12	0-1	0-3	0-4
2010-11	5-4	5-3	10-7
2009-10	3-6	3-3	6-9
2008-09	3-8	3-4	6-12
2007-08	5-4	3-4	8-8
2006-07	3-5	3-3	6-8
2005-06	4-7	0-2	4-9
2004-05	4-6	0-1	4-7
2003-04	6-5	2-1	8-6
2002-03	4-5	6-3	10-8
2001-02	8-4	5-3	13-7
2000-01	6-4	2-2	8-6
Totals	51-59	32-32	83-91
	(.464)	(.500)	(.477)

VS. RANKED OPPONENTS:

2011-12	0-2
2010-11	8-3
2009-10	4-4
2008-09	3-9
2007-08	2-6
2006-07	4-2
2005-06	1-7
2004-05	2-5
2003-04	2-8
2002-03	5-6
2001-02	3-6
2000-01	4-3
Totals.....	38-61
	(.384)

NOTRE DAME SEASON-BY-SEASON UNDER BREY:

	Overall	BIG EAST (regular season)
2000-01	20-10	11-5 (1st place-West Division)
2001-02	22-11	10-6 (2nd place-West Division)
2002-03	24-10	10-6 (t-3rd place-West Division)
2003-04	19-13	9-7 (7th place)
2004-05	17-12	9-7 (6th place)
2005-06	16-14	6-10 (t-11th place)
2006-07	24-8	11-5 (4th place)
2007-08	25-8	14-4 (t-2nd place)
2008-09	21-15	8-10 (t-9th place)
2009-10	23-12	10-8 (t-7th place)
2010-11	27-7	14-4 (2nd place)
2011-12	7-4	0-0
	245-124 (.664)	112-72 (.609)

MIKE BREY IN THE BIG EAST RANKINGS:

BIG EAST Coaching Percentage Regular Season and BIG EAST Tournament

	W-L	Pct.	Yrs.	Tour.	Pct.
1. Jamie Dixon, Pittsburgh	109-45	.708	8	11-7	.611
2. John Thompson, Georgetown	231-123	.653	20	33-13	.717
3. Steve Lavin, St. John's	13-7	.650	1	1-1	.500
4. Jim Boeheim, Syracuse	384-211	.645	32	46-27	.630
5. Jim Calhoun, Connecticut	303-172	.638	25	33-18	.647
6. Lou Carnesecca, St. John's	139-80	.635	13	12-11	.522
7. Bob Huggins, West Virginia	52-30	.634	4	7-3	.700
8. Rick Pitino, Providence/Louisville	95-55	.633	8	7-7	.500
9. John Thompson III, Georgetown	84-53	.613	7	11-6	.647
9. Mike Jarvis, St. John's	57-36	.613	5	7-4	.636
11. Tom Crean, Marquette	34-22	.607	3	3-3	.500
12. Buzz Williams, Marquette	37-25	.597	3	5-3	.625
12. Ben Howland, Pittsburgh	43-29	.597	4	8-3	.727
14. Mike Brey, Notre Dame	119-83	.589	11	7-11	.388
15. Jay Wright, Villanova	107-79	.576	10	8-10	.444

BIG EAST Coaching Wins Regular Season and BIG EAST Tournament

	W-L	Pct.	Yrs.	Tour.	Pct.
1. Jim Boeheim, Syracuse	384-211	.645	32	46-27	.630
2. Jim Calhoun, Connecticut	303-172	.638	25	33-18	.647
3. John Thompson, Georgetown	231-123	.653	20	33-13	.717
4. Lou Carnesecca, St. John's	139-80	.635	13	12-11	.522
5. Rollie Massimino, Villanova	123-92	.572	12	13-12	.520
6. Mike Brey, Notre Dame	119-83	.589	11	7-11	.388
7. Jamie Dixon, Pittsburgh	109-45	.708	8	11-7	.611
8. Jay Wright, Villanova	107-79	.576	10	8-10	.444
9. Steve Lappas, Villanova	97-79	.551	9	10-8	.556
10. Rick Pitino, Providence/Louisville	95-55	.633	8	7-7	.500

Bold indicates active BIG EAST head coach

Notre Dame Highs and Lows Under Mike Brey

Notre Dame – Team Game Highs (1st Half)

Points 62 vs. Loyola-Chicago (11/22/00)
 62 vs. Georgia Southern (11/12/10)*
 Field Goals Made 24 vs. IPFW (11/10/06)*
 24 vs. Syracuse (1/30/07)
 Field Goals Attempted 43 vs. New Hampshire (11/16/01)*
 43 vs. Syracuse (1/30/07)
 Field Goal Percentage 75.0% (18-24) vs. West Virginia (1/9/10)*
 3 PT Field Goals Made 14 vs. South Dakota (12/2/08)*
 3 PT Field Goals Attempted 23 vs. South Dakota (12/2/08)*
 3 PT Field Goals Percentage ..85.7% (6-7) vs. West Virginia (1/9/10)*
 Free Throws Made 18 vs. Liberty (11/22/09)*
 18 vs. Maine (11/22/10)*
 Free Throws Attempted 24 vs. Liberty (11/22/09)*
 Free Throw Percentage..... 100.0% on 19 occasions
 Total Rebounds..... 32 vs. Chicago State (11/17/10)*
 Offensive Rebounds 15 vs. Savannah State (12/2/08)*
 Defensive Rebounds 24 vs. Northern Illinois (12/8/07)*
 Assists..... 19 vs. Canisius (12/19/00)*
 Steals..... 12 vs. New Hampshire (11/16/01)*
 Blocked Shots..... 13 vs. Belmont (11/17/02)*
 Turnovers..... 14 vs. Monmouth (11/16/07)
 14 vs. St. John's (1/16/11)
 Fouls..... 13 vs. St. John's (1/16/11)

Notre Dame – Team Game Highs (2nd Half)

Points 68 vs. Georgetown (4OT) (2/9/02)
 Field Goals Made 24 vs. Pittsburgh (1/4/06)
 Field Goals Attempted 63 vs. Georgetown (4OT) (2/9/02)
 Field Goal Percentage..... 72.0% vs. Lafayette (11/14/06)
 3 PT Field Goals Made 11 vs. St. John's (3/6/04)
 11 vs. North Carolina (11/26/08)
 3 PT Field Goals Attempted 24 vs. Pittsburgh (1/4/06)
 3 PT Field Goals Percentage . 75.0% (6-8) vs. Connecticut (2/21/05)
 Free Throws Made 27 vs. Seton Hall (2/18/06)
 Free Throws Attempted 32 vs. California (11/26/10)
 Free Throw Percentage..... 100.0% on seven occasions
 Total Rebounds..... 34 vs. Seton Hall (1/8/01)
 Offensive Rebounds 15 vs. Army (12/19/04)*
 Defensive Rebounds 25 vs. Sacred Heart (11/18/00)*
 Assists..... 16 vs. Army (12/19/04)*
 16 vs. Maine (11/22/10)*
 Steals..... 14 vs. New Hampshire (11/16/01)*
 Blocked Shots 6 on three occasions
 Turnovers..... 13 vs. Niagara (12/21/05)*
 13 vs. Marquette (1/12/08)
 Fouls..... 26 vs. Pittsburgh (1/4/06)

Notre Dame – Team Game Highs (Total)

Points 116 vs. Georgetown (4OT) (2/9/02)
 Field Goals Made 42 vs. Canisius (12/19/00)*
 Field Goals Attempted 94 vs. Georgetown (4OT) (2/9/02)
 Field Goal Percentage..... 66.7% (34-51) vs. Pittsburgh (1/30/02)*
 3 PT Field Goals Made 20 vs. Villanova (2/28/11)*#
 3 PT Field Goals Attempted 44 vs. Canisius (12/22/00)
 3 PT Field Goals Percentage 72.7% (16-22) vs. Loyola Chicago
 (11/22/00)*#
 Free Throws Made 33 vs. Seton Hall (2/18/06)
 Free Throws Attempted 45 vs. Columbia (12/23/05)*
 Free Throw Percentage..... 100% (5-5) vs. Illinois (3/22/03)
 100% (19-19) vs. Villanova (1/8/05)*#
 Total Rebounds..... 64 vs. Georgetown (4OT) (2/9/02)
 Offensive Rebounds 24 vs. Seton Hall (1/8/01)
 Defensive Rebounds 41 vs. Northern Illinois (12/8/07)*
 Assists..... 32 vs. Canisius (12/19/00)*#
 Steals..... 26 vs. New Hampshire (11/16/01)*#
 Blocked Shots..... 19 vs. Belmont (12/17/02)*#
 Turnovers..... 24 vs. Marquette (1/12/08)
 Fouls..... 32 vs. Pittsburgh (1/4/06)

Notre Dame – Team Game Lows (1st Half)

Points 17 vs. Connecticut (3/3/10)*
 Field Goals Made 4 vs. St. John's (1/16/11)
 Field Goals Attempted 14 vs. St. John's (1/16/11)
 Field Goal Percentage..... 18.8% (6-32) vs. Connecticut (2/21/04)
 3 PT Field Goals Made 0 four occasions
 3 PT Field Goals Attempted 4 vs. St. Louis (11/28/09)
 3 PT Field Goals Percentage 0.0% on four occasions
 Free Throws Made 0 on ten occasions
 Free Throws Attempted 0 on seven occasions
 Free Throw Percentage..... 0.0% on ten occasions
 Total Rebounds..... 9 vs. UCF (12/6/09)*
 9 vs. Pittsburgh (3/11/10)
 Offensive Rebounds 0 vs. West Virginia (1/9/10)*
 Defensive Rebounds 6 vs. Louisville (2/17/10)
 Assists..... 1 vs. Villanova (1/27/07)*
 Steals..... 0 on eight occasions
 Blocked Shots..... 0 on 34 occasions
 Turnovers..... 0 vs. DePaul (1/23/10)*
 Fouls..... 0 vs. Samford (12/30/04)*

Notre Dame – Team Game Lows (2nd Half)

Points 18 vs. Pittsburgh (3/11/10)
 Field Goals Made 5 vs. West Virginia (1/9/10)*
 5 vs. Pittsburgh (3/11/10)
 Field Goals Attempted 13 vs. Pittsburgh (3/11/10)
 Field Goal Percentage..... 21.4% (6-28) vs. Harvard (11/19/04)*
 3 PT Field Goals Made 0 on five occasions
 3 PT Field Goals Attempted 2 vs. Rutgers (2/6/11)*
 3 PT Field Goals Percentage 0.0% on three occasions
 Free Throws Made 0 vs. Pittsburgh (1/12/04)
 0 vs. Indiana (11/24/08)
 0 vs. Old Dominion (3/18/10)
 Free Throws Attempted 0 vs. Indiana (11/24/08)
 0 vs. Old Dominion (3/18/10)
 Free Throw Percentage..... 0.0% on four occasions
 Total Rebounds..... 7 vs. Rutgers (3/1/03)
 Offensive Rebounds 2 on six occasions
 Defensive Rebounds 4 vs. Rutgers (3/1/03)
 Assists..... 0 vs. Harvard (11/19/04)
 Steals..... 0 on 12 occasions
 Blocked Shots..... 0 on 30 occasions
 Turnovers..... 0 vs. West Virginia (3/10/04)
 0 vs. Cincinnati (3/10/11)
 Fouls..... 3 on three occasions

Notre Dame – Team Game Lows (Total)

Points 41 vs. Washington State (3/22/08)
 Field Goals Made 13 vs. Rutgers (3/1/03)
 13 vs. Washington State (3/22/08)
 Field Goals Attempted 34 vs. Pittsburgh (3/11/10)
 Field Goal Percentage 24.5% (13-53) vs. Washington State (3/22/08)
 3 PT Field Goals Made 1 vs. Pittsburgh (2/3/01)
 1 vs. California (11/26/10)
 3 PT Field Goals Attempted 8 vs. Pittsburgh (2/3/01)
 3 PT Field Goals Percentage 5.0% (1-20) vs. California(11/26/10)
 Free Throws Made 1 vs. Connecticut (2/28/09)
 Free Throws Attempted 3 vs. Old Dominion (3/18/10)
 Free Throw Percentage..... 20.0% (1-5) vs. Connecticut (2/28/09)
 Total Rebounds..... 21 vs. Rutgers (3/1/03)
 Offensive Rebounds 3 vs. DePaul (12/14/02)*
 3 vs. Sam Houston State (11/16/11)*
 Defensive Rebounds 14 vs. DePaul (12/11/04)*
 Assists..... 6 vs. Mississippi (3/18/01)
 6 vs. Gonzaga (11/30/11)
 Steals..... 1 on five occasions
 Blocked Shots..... 0 on seven occasions
 Turnovers..... 2 vs. DePaul (1/23/10)*
 Fouls..... 6 on three occasions

* Indicates game played at the Purcell Pavilion, Notre Dame, Ind.

Indicates school record

Opponent Highs and Lows Under Mike Brey

Opponent – Team Game Highs (1st Half)

Points	53, Arizona (3/27/03)
Field Goals Made	23, Arizona (3/27/03)
Field Goals Attempted	44, Georgetown (3/4/01)*
Field Goal Percentage	63.3% (19-30), Missouri (11/21/11)
3 PT Field Goals Made	9, Syracuse (1/11/06)*
	9, Lehigh (11/27/06)*
3 PT Field Goals Attempted	19, Syracuse (1/11/06)*
3 PT Field Goal Percentage	81.8% (9-11), Lehigh (11/26/06)*
Free Throws Made	14, Sacred Heart (11/18/00)*
Free Throws Attempted	19, Sacred Heart (11/18/00)*
Free Throw Percentage	100.0%, on 25 occasions
Total Rebounds	33, Connecticut (2/21/04)
Offensive Rebounds	16, Northern Illinois (11/24/03)*
Defensive Rebounds	21, on six occasions
Assists	15, Seton Hall (2/11/10)
Steals	9, Miami (Fla.) (2/23/02)
	9, Marquette (1/12/08)
Blocked Shots	10, Connecticut (2/21/04)
Turnovers	16, Loyola (Chicago) (11/22/00)*
Fouls	16, on four occasions

Opponent – Team Game Highs (2nd Half)

Points	68, Georgetown (4 OT) (2/9/02)
Field Goals Made	21, Syracuse (2/24/08)*
Field Goals Attempted	49, Syracuse (2/24/08)*
Field Goal Percentage	68.2% (15-22), American (12/21/03)*
3 PT Field Goals Made	9, on three occasions
3 PT Field Goals Attempted	22, Tennessee Tech (12/17/00)*
3 PT Field Goal Percentage	100.0% (3-3), Seton Hall (2/5/03)
Free Throws Made	24, Pittsburgh (2 OT) (1/4/06)
Free Throws Attempted	39, Pittsburgh (2 OT) (1/4/06)
Free Throw Percentage	100.0% on 10 occasions
Total Rebounds	38, Georgetown (4 OT) (2/9/02)
Offensive Rebounds	16, Syracuse (2/24/08)*
Defensive Rebounds	27, Georgetown (4 OT) (2/9/02)
Assists	19, Pittsburgh (2 OT) (1/4/06)
Steals	9, on two occasions
Blocked Shots	11, Georgetown (4 OT) (2/9/02)
Turnovers	15, New Hampshire (11/16/01)*
Fouls	20, Seton Hall (2/18/06)
	20, Rutgers (2/6/11)

Opponent – Team Game Highs (Total)

Points	111, Georgetown (4 OT) (2/9/02)
Field Goals Made	41, Syracuse (3/4/03)*
Field Goals Attempted	82, Syracuse (2/24/08)*
Field Goal Percentage	63.0% (29-46), American (12/21/03)*
3 PT Field Goals Made	14, Texas (12/7/02)
	14, Lehigh (11/27/06)*
3 PT Field Goals Attempted	37, West Virginia (1/9/10)*
3 PT Field Goal Percentage	73.7% (14-19), Lehigh (11/27/06)*
Free Throws Made	35, Louisville (2OT) (2/17/10)
Free Throws Attempted	46, Pittsburgh (2 OT) (1/4/06)
Free Throw Percentage (min. 8 att.)	100%, on three occasions
Total Rebounds	59, Connecticut (2/21/04)
Offensive Rebounds	27, Loyola (Chicago) (11/22/00)*
Defensive Rebounds	42, Connecticut (1/24/09)*
Assists	30, Pittsburgh (2 OT) (1/4/06)
Steals	13, Niagara (12/21/05)*
Blocked Shots	19, Connecticut (OT) (2/21/06)
Turnovers	30, New Hampshire (11/16/01)*
Fouls	31, Columbia (12/23/05)*

Opponent – Team Game Lows (1st Half)

Points	5, California (11/26/10)
Field Goals Made	2, California (11/26/10)
Field Goals Attempted	18, Georgetown (2/27/10)
Field Goal Percentage	8.0% (2-25), California (11/26/10)
3 PT Field Goals Made	0, on 12 occasions
3 PT Field Goals Attempted	2, Georgetown (2/9/02)
3 PT Field Goal Percentage	0.0%, on 12 occasions
Free Throws Made	0, on 30 occasions
Free Throws Attempted	0, on 16 occasions
Free Throw Percentage	0.0%, on 30 occasions
Total Rebounds	7, Georgetown (2/27/10)
	7, Maine (11/22/10)*
Offensive Rebounds	0, Lafayette (11/14/06)
Defensive Rebounds	5, on three occasions
Assists	1, California (11/26/10)
Steals	0, on 14 occasions
Blocked Shots	0, on 41 occasions
Turnovers	1, on six occasions
Fouls	1, Pittsburgh (2/12/05)
	1, DePaul (12/31/08)
	1, West Virginia (3/12/10)

Opponent – Team Game Lows (2nd Half)

Points	8, Monmouth (11/16/07)
Field Goals Made	3, Monmouth (11/16/07)
Field Goals Attempted	19, Old Dominion (3/18/10)
Field Goal Percentage	13.0% (3-23), Monmouth (11/16/07)
3 PT Field Goals Made	0, on 12 occasions
3 PT Field Goals Attempted	3, on seven occasions
3 PT Field Goal Percentage	0.0% on 12 occasions
Free Throws Made	0, on three occasions
Free Throws Attempted	1, on three occasions
Free Throw Percentage	0.0%, on three occasions
Total Rebounds	6, Marquette (3/6/10)
Offensive Rebounds	0, Kentucky (3/25/09)*
	0, Marquette (3/6/10)
Defensive Rebounds	3, Virginia Tech (2/22/03)*
	3, Marquette (1/22/11)*
Assists	1, UAB (3/17/09)*
	1, Pittsburgh (3/11/10)
Steals	0, on eight occasions
Blocked Shots	0, on 27 occasions
Turnovers	0, West Virginia (3/10/04)
	0, Pittsburgh (1/31/09)
Fouls	4, on four occasions

Opponent – Team Game Lows (Total)

Points	33, Monmouth (11/16/07)
Field Goals Made	12, Bucknell (11/22/02)*
Field Goals Attempted	35, Rutgers (3/1/03)
Field Goal Percentage	21.1% (12-57), Bucknell (11/22/02)*
3 PT Field Goals Made	1, on five occasions
3 PT Field Goals Attempted	7, Seton Hall (2/5/03)
3 PT Field Goal Percentage	5.9% (1-17), Cincinnati (11/24/00)
Free Throws Made	0, Charleston Southern (11/26/04)*
Free Throws Attempted	0, Charleston Southern (11/26/04)*
Free Throw Percentage	0.0% (0-0), Charleston Southern (11/26/04)*
Total Rebounds	19, Winston-Salem St. (11/29/06)*
Offensive Rebounds	3, Army (12/19/04)*
	3, West Virginia (2/1/06)
Defensive Rebounds	12, Georgetown (2/27/10)
	12, Marquette (1/22/11)*
Assists	5, Bucknell (11/22/02)*
Steals	1, on four occasions
Blocked Shots	0, on 12 occasions
Turnovers	3, Marquette (1/26/09)*
	3, Connecticut (3/5/11)
Fouls	7, Connecticut (1/24/09)*
	7, Connecticut (2/28/09)

* - Indicates games played at Purcell Pavilion (Notre Dame, Ind.)

Notre Dame Highs and Lows in a BIG EAST Game

Notre Dame – BIG EAST Team Game Highs (1st Half)

Points	61 vs. Syracuse (1/30/07)
Field Goals Made	24 vs. Syracuse (1/30/07)
Field Goals Attempted	43 vs. Syracuse (1/30/07)
Field Goal Percentage	75.0% (18-24) vs. West Virginia (1/9/10)*
3 PT Field Goals Made	11, on three occasions
3 PT Field Goals Attempted	22 vs. Pittsburgh (1/31/09)
3 PT Field Goals Percentage	85.7% (6-7) vs. West Virginia (1/9/10)*
Free Throws Made	13 vs. Seton Hall (2/11/10)
Free Throws Attempted	19 vs. Villanova (1/27/10)
Free Throw Percentage	100.0% on 12 occasions
Total Rebounds	29 vs. Connecticut (1/5/08)
Offensive Rebounds	14 vs. Providence (2/19/05)
Defensive Rebounds	23 vs. Louisville (2/12/09)*
Assists	17 vs. West Virginia (1/9/10)*
Steals	7 on four occasions
Blocked Shots	7 vs. Connecticut (2/9/04)* 7 vs. West Virginia (1/19/05)
Turnovers	14 vs. St. John's (1/16/11)
Fouls	13 vs. St. John's (1/16/11)

Notre Dame – BIG EAST Team Game Highs (2nd Half)

Points	68 vs. Georgetown (4OT) (2/9/02)
Field Goals Made	24 vs. Pittsburgh (1/4/06)
Field Goals Attempted	63 vs. Georgetown (4OT) (2/9/02)
Field Goal Percentage	71.4% vs. Georgetown (2/27/10)
3 PT Field Goals Made	11 vs. St. John's (3/6/04)
3 PT Field Goals Attempted	24 vs. Pittsburgh (1/4/06)
3 PT Field Goals Percentage	71.4% (6-8) vs. Connecticut (2/21/05)
Free Throws Made	27 vs. Seton Hall (2/18/06)
Free Throws Attempted	30 vs. Rutgers (2/6/11)*
Free Throw Percentage	100.0% on three occasions
Total Rebounds	34 vs. Seton Hall (1/8/01)
Offensive Rebounds	18 vs. Seton Hall (1/8/01)
Defensive Rebounds	27 vs. Georgetown (3/4/04)*
Assists	14 vs. Cincinnati (1/15/08)*
Steals	6 vs. Villanova (1/17/07)
Blocked Shots	5 vs. Georgetown (2/27/10)
Turnovers	13 vs. Marquette (1/12/08)
Fouls	26 vs. Pittsburgh (1/4/06)

Notre Dame – BIG EAST Team Game Highs (Total)

Points	116 vs. Georgetown (4OT) (2/9/02)
Field Goals Made	41 vs. Georgetown (4OT) (2/9/02)
Field Goals Attempted	94 vs. Georgetown (4OT) (2/9/02)
Field Goal Percentage	66.7% (34-51) vs. Pittsburgh (1/30/02)*
3 PT Field Goals Made	20 vs. Villanova (2/28/11)*#
3 PT Field Goals Attempted	36 vs. Pittsburgh (1/4/06)
3 PT Field Goals Percentage	62.5% (20-32) vs. Villanova (2/28/11)*
Free Throws Made	34 vs. Cincinnati (1/15/08)*
Free Throws Attempted	42 vs. Cincinnati (1/15/08)*
Free Throw Percentage	100.0% (19-19) vs. Villanova (1/14/03)*#
Total Rebounds	64 vs. Georgetown (4OT) (2/9/02)
Offensive Rebounds	24 vs. Seton Hall (1/8/01)
Defensive Rebounds	35 vs. Louisville (2/12/09)*
Assists	25 vs. Cincinnati (2/4/10)*
Steals	10 on six occasions
Blocked Shots	9 vs. Connecticut (2/9/04)*
Turnovers	26 vs. Pittsburgh (2/8/00)
Fouls	32 vs. Pittsburgh (1/4/06)

*Indicates game played at the Purcell Pavilion, Notre Dame, Ind.
#Indicates school record

Notre Dame – BIG EAST Team Game Lows (1st Half)

Points	17 vs. Connecticut (3/3/10)*
Field Goals Made	4 vs. St. John's (1/16/11)
Field Goals Attempted	14 vs. St. John's (1/16/11)
Field Goal Percentage	18.8% (6-32) vs. Connecticut (2/21/04)
3 PT Field Goals Made	0 vs. West Virginia (1/7/04)
3 PT Field Goals Attempted	0 vs. Connecticut (1/12/99)
3 PT Field Goals Percentage	5 on three occasions
Free Throws Made	8.3% (1-12) vs. Providence (1/21/03)
Free Throws Attempted	0 on nine occasions
Free Throw Percentage	0 on seven occasions
Total Rebounds	0.0% on nine occasions
Offensive Rebounds	9 vs. Pittsburgh (3/11/10)
Defensive Rebounds	0 on four occasions
Assists	6 vs. Louisville (2/17/10)
Steals	1 vs. Villanova (1/27/07)*
Blocked Shots	0 on seven occasions
Turnovers	0 on 20 occasions
Fouls	0 vs. DePaul (1/23/10)*
	2 vs. West Virginia (2/18/09)
	2 vs. Georgetown (2/27/10)

Notre Dame – BIG EAST Team Game Lows (2nd Half)

Points	18 vs. Pittsburgh (3/11/10)
Field Goals Made	5 vs. West Virginia (1/9/10)*
Field Goals Attempted	5 vs. Pittsburgh (3/11/10)
Field Goal Percentage	13 vs. Pittsburgh (3/11/10)*
3 PT Field Goals Made	26.3% (5-19) vs. West Virginia (1/9/10)*
3 PT Field Goals Attempted	0 vs. Connecticut (1/12/99)
3 PT Field Goals Percentage	0 vs. Providence (1/31/08)*
Free Throws Made	0 vs. Rutgers (2/6/11)*
Free Throws Attempted	2 vs. Rutgers (2/6/11)*
Free Throw Percentage	0.0% (0-6) vs. Providence (1/31/08)*
Total Rebounds	0.0% (0-2) vs. Rutgers (2/6/11)*
Offensive Rebounds	0 vs. Pittsburgh (1/12/04)
Defensive Rebounds	2 on four occasions
Assists	2 on four occasions
Steals	Free Throw Percentage.....0.0% (0-2) vs. Pittsburgh (1/12/04)
Blocked Shots	Total Rebounds.....7 vs. Rutgers (3/1/03)
Turnovers	Offensive Rebounds2 vs. Connecticut (3/3/10)*
Fouls2 vs. St. John's (1/8/11)*
	Defensive Rebounds.....4 vs. Rutgers (3/1/03)
	Assists.....2 on three occasions
	Steals.....0 on 10 occasions
	Blocked Shots.....0 on 20 occasions
	Turnovers.....0 vs. West Virginia (3/10/04)
0 vs. Cincinnati (3/10/11)
	Fouls.....3 vs. West Virginia (1/7/04)*
3 vs. Pittsburgh (2/24/10)*

Notre Dame – BIG EAST Team Game Lows (Total)

Points	48 vs. Georgetown (1/7/06)
Field Goals Made	13 vs. Rutgers (3/1/03)
Field Goals Attempted	34 vs. Pittsburgh (3/11/10)
Field Goal Percentage	29.7% (19-64) vs. Connecticut (2/21/04)
3 PT Field Goals Made	0 vs. Connecticut (1/12/99)
3 PT Field Goals Attempted	6 vs. Seton Hall (2/6/99)
3 PT Field Goals Percentage	10.5% vs. Rutgers (2/14/02)
Free Throws Made	1 vs. Connecticut (2/28/09)
Free Throws Attempted	4 vs. Pittsburgh (3/8/01)
Free Throw Percentage	4 vs. Connecticut (1/24/09)*
Total Rebounds	20.0% (1-5) vs. Connecticut (2/28/09)
Offensive Rebounds	21 vs. Rutgers (3/1/03)
Defensive Rebounds	4 on three occasions
Assists	16 vs. Pittsburgh (1/24/11)
Steals	7 vs. Rutgers (3/1/03)
Blocked Shots	7 vs. Pittsburgh (3/8/01)
Turnovers	1 vs. Marquette (1/26/09)*
Fouls	1 vs. Cincinnati (2/4/09)
0 on three occasions
	Turnovers.....2 vs. DePaul (1/23/10)*
	Fouls.....6 vs. West Virginia (1/7/04)*

*Indicates game played at the Purcell Pavilion, Notre Dame, Ind.
#Indicates school record

Opponent Highs and Lows in a BIG EAST Game

Opponent – BIG EAST Team Game High (1st Half)

Points 54, Connecticut (1/12/99)
Field Goals Made 22, Syracuse (3/4/03)*
Field Goals Attempted 44, Georgetown (3/4/01)*
Field Goal Percentage 65.2% (15-23), Providence (2/21/96)*
3 PT Field Goals Made 9 on three occasions
3 PT Field Goals Attempted 19, West Virginia (2/2/00)*
..... 19, Syracuse (1/11/06)*
3 PT Field Goals Percentage 100.0% (5-5), Connecticut (2/8/97)*
Free Throws Made 21, Connecticut (1/12/99)
Free Throws Attempted 23, Connecticut (1/12/99)
Free Throw Percentage 100.0% on 11 occasions
Total Rebounds 33, Connecticut (2/21/04)
Offensive Rebounds 14, Georgetown (3/8/03)
Defensive Rebounds 21, on three occasions
Assists 15, Seton Hall (2/11/10)
Steals 9, Marquette (1/12/08)
Blocked Shots 10, Connecticut (2/21/04)
Turnovers 14, Pittsburgh (1/6/03)
Fouls 15, Villanova (1/27/10)

Opponent – BIG EAST Team Game High (2nd Half)

Points 68, Georgetown (4OT) (2/9/02)
Field Goals Made 23, Georgetown (4OT) (2/9/02)
Field Goals Attempted 60, Georgetown (4OT) (2/9/02)
Field Goal Percentage 66.7% (20-30), Pittsburgh (3/5/05)*
3 PT Field Goals Made 9, on three occasions
3 PT Field Goals Attempted 20, Miami (2/23/02)
3 PT Field Goals Percentage ... 83.3% (5-6), Boston College (3/1/97)
Free Throws Made 24, Pittsburgh (1/4/06)
Free Throws Attempted 39, Pittsburgh (1/4/06)
Free Throw Percentage 100.0% on four occasions
Total Rebounds 31, Syracuse (2/24/08)*
Offensive Rebounds 16, Syracuse (2/24/08)*
Defensive Rebounds 26, Connecticut (2/21/04)
Assists 19, Pittsburgh (1/4/06)
Steals 8, Marquette (1/12/08)
Blocked Shots 11, Georgetown (4 OT) (2/9/02)
Turnovers 10, Rutgers (1/31/04)
Fouls 20, Seton Hall (2/18/06)
..... 20, Rutgers (2/6/11)*

Opponent – BIG EAST Team Game High (Total)

Points 111, Georgetown (2/9/02)
Field Goals Made 41, Syracuse (3/4/03)*
Field Goals Attempted 87, Georgetown (1/7/97)
Field Goal Percentage 56.5% (34-60), Syracuse (1/17/04)*
3 PT Field Goals Made 14, Syracuse (1/16/00)
3 PT Field Goals Attempted 37, West Virginia (1/9/10)*
3 PT Field Goals Percentage 71.4% (5-7), Seton Hall (2/5/03)
Free Throws Made 35, Louisville (2OT) (2/10/10)
Free Throws Attempted 46, Pittsburgh (1/4/06)
Free Throw Percentage 100% (11-11), Connecticut (3/5/11)*
Total Rebounds 59, Connecticut (2/21/04)
Offensive Rebounds 32, Georgetown (1/7/97)
Defensive Rebounds 42, Connecticut (1/24/09)*
Assists 30, Pittsburgh (1/4/06)
Steals 24, Georgetown (2/10/99)*
Blocked Shots 19, Connecticut (OT) (2/21/06)
Turnovers 23, Villanova (1/6/02)*
Fouls 33, West Virginia (2/11/97)*

Opponent – BIG EAST Team Game Lows (1st Half)

Points 16, Georgetown (3/4/04)*
Field Goals Made 6, Georgetown (2/16/05)*
..... 6, USF (2/12/11)
Field Goals Attempted 18, Georgetown (2/27/10)
Field Goal Percentage 20.0% (6-30), USF (2/12/11)
3 PT Field Goals Made 0 on nine occasions
3 PT Field Goals Attempted 2, Georgetown (2/1/03)*
3 PT Field Goals Percentage 0.0% on nine occasions
Free Throws Made 0 on 10 occasions
Free Throws Attempted 0, on five occasions
Free Throw Percentage 0.0% on 10 occasions
Total Rebounds 7, Georgetown (2/27/10)
Offensive Rebounds 0, Virginia Tech (1/20/04)
Defensive Rebounds 5, Pittsburgh (2/24/10)*
Assists 2, USF (2/15/06)*
..... 2, Seton Hall (3/10/10)
Steals 0 on seven occasions
Blocked Shots 0 on 15 occasions
Turnovers 1 on five occasions*
Fouls 1, DePaul (12/31/08)
..... 1, West Virginia (3/12/10)

Opponent – BIG EAST Team Game Lows (2nd Half)

Points 16, Pittsburgh (3/11/10)*
Field Goals Made 5, West Virginia (1/9/02)
Field Goals Attempted 17, Boston College (1/9/96)
Field Goal Percentage 22.7%, West Virginia (1/9/02)
3 PT Field Goals Made 0, on three occasions
3 PT Field Goals Attempted 2, Connecticut (2/28/09)
3 PT Field Goals Percentage 0.0%, on three occasions
Free Throws Made 0, on four occasions
Free Throws Attempted 0, Pittsburgh (1/29/97)
..... 0, St. John's (1/23/07)
Free Throw Percentage 0.0% on four occasions
Total Rebounds 6, Marquette (3/6/10)
Offensive Rebounds 0, Marquette (3/6/10)
Defensive Rebounds 3, Virginia Tech (2/22/03)*
..... 3, Marquette (1/22/11)*
Assists 1, Pittsburgh (3/11/10)
Steals 0, on six occasions
Blocked Shots 0, on 12 occasions
Turnovers 0, West Virginia (3/10/04)
..... 0, Pittsburgh (1/31/09)
Fouls 2, Connecticut (2/21/05)

Opponent – BIG EAST Team Game Lows (Total)

Points 45, Pittsburgh (3/11/10)*
Field Goals Made 17 on four occasions
Field Goals Attempted 40, Syracuse (2/5/05)
Field Goal Percentage 28.1% (18-64), Georgetown (3/4/04)*
3 PT Field Goals Made 1, Georgetown (2/7/98)
..... 1, South Florida (2/15/06)*
3 PT Field Goals Attempted 7, Seton Hall (2/5/03)
3 PT Field Goals Percentage 9.5% (2-21), Seton Hall (2/6/99)
Free Throws Made 1, DePaul (2/2/08)*
..... 1, Rutgers (2/25/09)*
Free Throws Attempted 3, Connecticut (2/12/00)*
..... 3, DePaul (2/2/08)*
Free Throw Percentage 20.0% (1-5), Rutgers (2/25/09)*
Total Rebounds 20, Georgetown (2/27/10)
Offensive Rebounds 4, West Virginia (2/18/03)
Defensive Rebounds 12, Georgetown (2/27/10)
..... 12, Marquette (1/22/11)
Assists 6, Syracuse (2/5/05)
..... 6, Seton Hall (3/10/10)
Steals 1, Connecticut (3/11/04)
Blocked Shots 0 on four occasions
Turnovers 3, Marquette (1/26/09)*
..... 3, Connecticut (3/5/11)
Fouls 7, Connecticut (1/24/09)*
..... 7, Connecticut (2/28/09)

* Indicates game played at the Purcell Pavilion, Notre Dame, Ind.

The Last Time ...

Notre Dame recorded a ...

30-Point win..... was on 3/10/11 - ND 89, Cincinnati 51 (38 points)
 40-Point win..... was on 12/22/10 - ND 93, UMBC 53 (40 points)*
 50-Point win..... was on 12/28/06 - ND 101, Rider 51 (50 points)
 30-Point loss..... was on 1/7/99 - ND 62, Villanova 93 (31 points)*

Notre Dame shot ...

60% on FGs was on 12/22/09 - 60.7% (37-61) vs. Bucknell (ND 101 - Bucknell 69)*
 65% on FGs was on 1/30/02 - 66.7% (34-51) vs. Pittsburgh (ND 89 - Pittsburgh 76)*
 90% on FTs was on 12/10/11 - 93.3% (14-15) vs. Dartmouth (ND 65 - Dartmouth 47)*

Notre Dame ...

Won 10 games in a row..... was from 11/24/07 thru 1/5/08 (10 straight)
 Won 15 games in a row..... was from 12/31/53 thru 3/9/54 (18 straight)
 Won 20 games in a row..... never
 Lost 5 games in a row..... was from 1/12/09 thru 2/7/09 (7 straight)
 Scored 100 points..... was on 11/17/10 (ND 102 - Chicago State 62)*
 - Scored 100 points on the road was on 2/21/09 (ND 103 - Providence 84)
 - Scored 100 points at a neutral site..... was on 3/12/78 (ND 100 - Houston 77) (NCAA First Round, Tulsa, OK)
 - Scored 100 points and lost..... was on 3/20/71 (ND 106 - Houston 119) (NCAA Regional Semi-finals at Wichita, KS)
 Allowed 100 points was on 11/26/08 vs. North Carolina (ND 87 - North Carolina 102)
 Scored less than 50 points was on 3/22/08 vs. Washington State (ND 41 - Washington State 61)
 Allowed less than 50 points was on 12/10/11 vs. Dartmouth (ND 65 - Dartmouth 47)*
 Played an Overtime Game..... was on 3/11/11 (OT) vs. Louisville (ND 77 - Louisville 83)
 - Played in a Multi-Overtime Game..... was on 11/28/10 (2OT) vs. Georgia (ND 89 - Georgia 83)
 Won on a "last second" shot was on 3/19/09 vs. New Mexico (ND 70 - Pittsburgh 68 - Tory Jackson layup at 00:02)*
 Had 5 double figure scorers..... was on 11/27/11 vs. Bryant (ND 84 - Bryant 59) Eric Atkins 18, Joey Brooks 13, Alex Dragicevich 13, Scott Martin 12, Jerian Grant 12*
 Had 6 double figure scorers..... was on 2/12/11 vs. USF (ND 78 - USF 55) Jack Cooley 18, Carleton Scott 13, Ben Hansbrough 12, Tim Abromaitis 12, Ty Nash 10, Scott Martin 10
 Had 7 double figure scorers never
 Had two double-figure rebounders was on 11/26/10 vs. California (ND 57 - California 44) Carleton Scott 10, Tim Abromaitis 11
 Had two players with double-doubles was on 2/28/11 vs. Villanova (ND 93 - Villanova 72) Ty Nash (11 pts, 11 rebs), Ben Hansbrough (30 pts, 10 assts)*
 Had three players with double-doubles .. was on 11/17/10 vs. Chicago State (ND 102 - Chicago State 62) Tim Abromaitis (21 pts, 10 rebs), Carleton Scott (17 pts, 11 rebs), Tyrone Nash (11 pts, 10 rebs)*
 Had two 30-point scorers was on 2/28/11 vs. Villanova (ND 93 - Villanova 72) Ben Hansbrough - 30, Tim Abromaitis - 30*
 Had two 20-point scorers was on 12/8/11 vs. Maine (ND 87 - Maine 78) Eric Atkins - 26, Jack Cooley - 22*
 Had three 20-point scorers was on 3/8/07 vs. Syracuse (ND 89 - Syracuse 83) Russell Carter 24, Luke Harangody 20, Colin Falls 23
 Made 10 three-point field goals was on 11/27/11 vs. Bryant - 11-25 (44.0%) (ND 84 - Bryant 59)*
 Made 20 three-point field goals..... was on 2/28/11 vs. Villanova - 20-32 (62.5%) (ND 93 - Villanova 72)*
 Committed 10 turnovers or less was on 12/10/11 - 7 turnovers vs. Dartmouth (ND 65 - Dartmouth 47)*
 Committed 5 turnovers or less was on 3/10/11 - 5 turnovers vs. Cincinnati (ND 89 - Cincinnati 51)
 Committed 25 turnovers..... was on 2/8/00 - 26 turnovers vs. Villanova (ND 69 - Villanova 86)
 Forced 25 turnovers..... was on 11/16/01 - 30 turnovers vs. New Hampshire (ND 95 - New Hampshire 53)

An Irish player had ...

25+ points..... was on 12/8/11 - Eric Atkins (26) vs. Maine (ND 87 - Maine 78)*
 30+ points..... was on 2/28/11 - Ben Hansbrough (30), Tim Abromaitis (30) vs. Villanova (ND 93 - Villanova 72)*
 35+ points..... was on 2/4/10 - Luke Harangody (37) vs. Cincinnati (ND 83 - Cincinnati 65)*
 40+ points..... was on 2/28/08 - Luke Harangody (40) vs. Louisville (ND 85 - Louisville 90)
 50+ points..... never
 15 or more rebounds..... was on 11/18/11 - Jack Cooley (17) vs. Delaware State (ND 93 - Delaware State 69)*
 20 rebounds was on 3/22/08 - Luke Harangody (22) vs. Washington State (ND 41 - Washington State 61)
 a "double-double" was on 12/8/11 - Jack Cooley (22 pts., 14 rebs.) vs. Maine (ND 87 - Maine 78)*
 a "triple-double"..... was on 11/16/01 - Chris Thomas (24 pts, 11 ast, 11 steals) vs. New Hampshire (ND 99 - New Hampshire 53)*
 20 points and 10 rebounds..... was on 12/8/11 - Jack Cooley (22 pts., 14 rebs.) vs. Maine (ND 87 - Maine 78)*
 20 points and 20 rebounds..... was on 1/8/01 - Troy Murphy (25 pts, 20 rebs) vs. Seton Hall (ND 76 - Seton Hall 78)
 10 assists was on 2/28/11 - Ben Hansbrough (10) vs. Villanova (ND 93 - Villanova 72)*
 10 blocks..... was on 11/17/02 - Jordan Cornette (11) vs. Belmont (ND 76 - Belmont 48)*#
 10 steals was on 11/16/01 - Chris Thomas (11) vs. New Hampshire (ND 99, New Hampshire 53)*#

An opposing player had ...

25+ points..... was on 12/8/11 - Gerald McLemore (27), Maine (ND 87 - Maine 78)*
 30+ points..... was on 12/4/11 - Terrell Stoglin (31), Maryland (ND 71 - Maryland 78)
 35+ points..... was on 2/23/11 - Marshon Brooks (52), Providence (ND 94 - Providence 93)
 40+ points..... was on 2/23/11 - Marshon Brooks (52), Providence (ND 94 - Providence 93)
 50+ points..... was on 2/23/11 - Marshon Brooks (52), Providence (ND 94 - Providence 93)
 15 rebounds was on 11/30/11 - Elias Harris (15), Gonzaga (ND 53 - Gonzaga 73)
 20 rebounds was on 1/31/09 - DeJuan Blair (22), Pittsburgh (ND 80 - Pittsburgh 93)
 a "double-double"..... was on 12/4/11 - James Padgett (11 pts., 10 rebs.), Maryland (ND 71 - Maryland 78)
 a "triple-double"..... was on 2/21/06 - Marcus Williams (18 pts, 10 rebs, 13 asts) Connecticut (ND 74 - Connecticut 75 - OT)
 20 points and 10 rebounds..... was on 1/2/10 - Stanley Robinson (22 pts., 16 rebs.), Connecticut (ND 70 - Connecticut 82)
 20 points and 20 rebounds..... was on 1/31/09 - DeJuan Blair (23 pts., 22 rebs.), Pittsburgh (ND 80 - Pittsburgh 93)
 10 assists was on 2/11/10 - Eugene Harvey (10), Seton Hall (ND 87 - Seton Hall 90)
 10 blocks..... was on 1/5/08 - Hasheem Thabeet (10), Connecticut (ND 73 - Connecticut 67)*
 10 steals was on 1/29/89 - Mark Macon (11), Temple (ND 64 - Temple 60)*

*indicates Notre Dame home game; #school record; @Purcell Pavilion record

The Last Time in a BIG EAST Game ...

Notre Dame Recorded a ...

30-Point win..... was on 3/10/11 - ND 89, Cincinnati 51 (38 points)
 40-Point win..... never
 50-Point win..... never
 30-Point loss..... was on 1/7/99 - ND 62, Villanova 93 (31 points)

Notre Dame Shot ...

60% on FGs was on 1/6/01 - 60.8% (31-51) vs. Rutgers (ND 87 - Rutgers 80)*
 65% on FGs was on 1/30/02 - 66.7% (34-51) vs. Pittsburgh (ND 89 - Pittsburgh 76)*
 90% on FTs was on 1/30/10 - 90.0% (9-10) vs. Rutgers (ND 73 - Rutgers 74)

Notre Dame ...

Won 5 BIG EAST games in a row..... was from 2/23/11 thru 3/11/11 (5 straight)
 Won 10 BIG EAST games in a row..... never
 Lost 5 BIG EAST games in a row..... was from 1/12/09 thru 2/4/09 - (6 straight)
 Scored 100 points..... was on 2/21/09 (ND 103 - Providence 84)
 - Scored 100 points on the road was on 2/21/09 (ND 103 - Providence 84)
 - Scored 100 points on the neutral site..... never
 - Scored 100 points and lost..... never
 Allowed 100 points was on 1/17/07 vs. Villanova (ND 87 - Villanova 102)
 Scored less than 50 points was on 1/6/07 vs. Georgetown (ND 48 - Georgetown 66)
 Allowed less than 50 points..... was on 2/26/11 vs. Seton Hall (ND 66 - Seton Hall 48)*
 Played an Overtime Game..... was on 3/11/11 (OT) vs. Louisville (ND 77 - Louisville 83)
 - Played in a Multi-Overtime Game was on 2/17/10 (2OT) at Louisville (ND 89 - Louisville 91)
 Won on a "last second" shot was on 2/9/03 vs. Pittsburgh (ND 66 - Pittsburgh 64 - Torin Francis layup at 00:00.6)*
 Had 5 double figure scorers.... was on 3/11/11 vs. Louisville (OT) (ND 77 - Louisville 83) Scott Martin 21, Tim Abromaitis 16, Ben Hansbrough 13, Ty Nash 13, Carleton Scott 10
 Had 6 double figure scorers.... was on 2/12/11 vs. USF (ND 78 - USF 55) Jack Cooley 18, Carleton Scott 13, Ben Hansbrough 12, Tim Abromaitis 12, Ty Nash 10, Scott Martin 10
 Had 7 double figure scorers..... never
 Had two double-figure rebounders was on 1/23/10 vs. DePaul (ND 87 - DePaul 77) Luke Harangody 11, Tyrone Nash 10, Ben Hansbrough 10*
 Had two players with double-doubles was on 2/28/11 vs. Villanova (ND 93 - Villanova 72) Ty Nash (11 pts, 11 rebs), Ben Hansbrough (30 pts, 10 assts)*
 Had three players with double-doubles ... was on 1/23/10 vs. DePaul (ND 87 - DePaul 77) Luke Harangody (24 pts, 11 rebs), Ben Hansbrough (15 pts, 10 rebs), Tyrone Nash (13 pts, 10 rebs)*
 Had four players with double-doubles was on 2/9/02 vs. Georgetown (Notre Dame 116, Georgetown 111 - 4OT) - Matt Carroll (30 pts, 10 rebs, Ryan Humphrey (23 pts, 14 rebs), Chris Thomas (22 pts, 12 assts.), Harold Swanagan (11 pts, 10 reb.)
 Had two 30-point scorers was on 2/28/11 vs. Villanova (ND 93 - Villanova 72) Ben Hansbrough - 30, Tim Abromaitis - 30*
 Had two 20-point scorers was on 2/28/11 vs. Villanova (ND 93 - Villanova 72) Ben Hansbrough - 30, Tim Abromaitis - 30*
 Had three 20-point scorers was on 3/8/07 vs. Syracuse (ND 89 - Syracuse 83) - Russell Carter 24, Luke Harangody 20, Colin Falls 23
 Made 10 three-point field goals was on 2/28/11 vs. Villanova - 20-32 (62.5%) (ND 93 - Villanova 72)*
 Made 20 three-point field goals was on 2/28/11 vs. Villanova - 20-32 (62.5%) (ND 93 - Villanova 72)*
 Committed 10 turnovers or less was on 3/10/11 - 5 turnovers vs. Cincinnati (ND 89 - Cincinnati 51)
 Committed 5 turnovers or less was on 3/10/11 - 5 turnovers vs. Cincinnati (ND 89 - Cincinnati 51)
 Committed 25 turnovers was on 2/8/00 - 26 turnovers vs. Villanova (ND 69 - Villanova 86)
 Forced 25 turnovers..... never

An Irish player had ...

25+ points..... was on 2/28/11 - Ben Hansbrough (30), Tim Abromaitis (30) vs. Villanova (ND 93 - Villanova 72)*
 30+ points..... was on 2/28/11 - Ben Hansbrough (30), Tim Abromaitis (30) vs. Villanova (ND 93 - Villanova 72)*
 35+ points..... was on 2/4/10 - Luke Harangody (37) vs. Cincinnati (ND 83 - Cincinnati 65)*
 40+ points..... was on 2/28/08 - Luke Harangody (40) vs. Louisville (ND 85 - Louisville 90)
 50+ points..... never
 15 or more rebounds was on 2/7/10 - Luke Harangody (15) vs. USF (ND 65 - USF 62)*
 20 rebounds was on 1/8/01 - Troy Murphy (20) vs. Seton Hall (ND 76 - Seton Hall 78)
 a "double-double" was on 2/28/11 - Ben Hansbrough (30 pts., 10 assts.), Ty Nash (11 pts., 11 rebs.) vs. Villanova (ND 93 - Villanova 72)*
 a "triple-double" never
 20 points and 10 rebounds was on 2/4/10 - Luke Harangody (37 pts., 14 rebs.) vs. Cincinnati (ND 83 - Cincinnati 65)*
 20 points and 10 rebounds was on 3/10/10 - Luke Harangody (20 pts., 10 rebs.) vs. Seton Hall (ND 68 - Seton Hall 56)
 10 assists was on 2/28/11 - Ben Hansbrough (10) vs. Villanova (ND 93 - Villanova 72)*
 10 blocks..... never
 10 steals never

An opposing player had ...

25+ points..... was on 3/5/11 - Kemba Walker (34), Connecticut (ND 70 - Providence 67)
 30+ points..... was on 3/5/11 - Kemba Walker (34), Connecticut (ND 70 - Providence 67)
 35+ points..... was on 2/23/11 - Marshon Brooks (52), Providence (ND 94 - Providence 93)
 40+ points..... was on 2/23/11 - Marshon Brooks (52), Providence (ND 94 - Providence 93)
 50+ points..... was on 2/23/11 - Marshon Brooks (52), Providence (ND 94 - Providence 93)
 15 rebounds was on 1/2/10 - Stanley Robinson (16), Connecticut (ND 70 - Connecticut 82)
 20 rebounds was on 1/31/09 - DeJuan Blair (22), Pittsburgh (ND 80 - Pittsburgh 93)
 a "double-double" was on 2/19/11 - Kevin Jones (11 pts., 11 rebs.), West Virginia (ND 58 - West Virginia 72)
 a "triple-double" was on 2/21/06 - Marcus Williams (18 pts, 10 rebs, 13 assts), Connecticut (ND 74 - Connecticut 75 - OT)
 20 points and 10 rebounds was on 1/2/10 - Stanley Robinson (22 pts., 16 rebs.), Connecticut (ND 70 - Connecticut 82)
 20 points and 20 rebounds was on 1/31/09 - DeJuan Blair (23 pts., 22 rebs.), Pittsburgh (ND 80 - Pittsburgh 93)
 10 assists was on 2/11/10 - Eugene Harvey (10), Seton Hall (ND 87 - Seton Hall 90)
 10 blocks was on 1/5/08 - Hasheem Thabeet (10), Connecticut (ND 73 - Connecticut 67)*
 10 steals never

Note: Notre Dame began playing as a member of the BIG EAST Conference in 1995-96.

* indicates Notre Dame home game; @ indicates Purcell Pavilion record; # indicates school record



0 Eric Atkins

Sophomore • Guard
6-1 • 182
Columbia, Md. • Mount Saint Joseph

Career Games With:

Double Figure Points	13
20-Plus Points	2
30-Plus Points	N/A
10-Plus Rebounds	N/A
10-Plus Assists	N/A
Double-Double	N/A

Season and Career Bests

Points	Season 27 (vs. MVSU 11/12/11) Career 27 (vs. MVSU 11/12/11)	FG's	Season 9 (vs. Maine 12/8/11) Career 9 (vs. Maine 12/8/11)
Rebounds	Season 4 (on three occasions) Career 7 (vs. Gonzaga 12/11/10)	3PT FG's	Season 5 (vs. Maine 12/8/11) Career 5 (vs. Maine 12/8/11)
Assists	Season 9 (vs. Bryant 11/27/11) Career 9 (vs. Bryant 11/27/11)	FT's	Season 12 (vs. MVSU 11/12/11) Career 12 (vs. MVSU 11/12/11)
Steals	Season 3 (vs. Gonzaga 11/30/11) Career 3 (on three occasions)	Minutes	Season 40 (on two occasions) Career 40 (on two occasions)
Blocks	Season -- Career 1 (vs. Maine 11/22/10)		

2011-12 Honors, Awards & Accomplishments

- Reached double-figure points in six games this season, twice eclipsing 20 points
- Set career highs in points (27) and FT's (12) in opener against Mississippi Valley State (11/12/11)
- Missed Sam Houston State (11/16/11) and Delaware State (11/18/11) games with illness, the first missed games of Irish career
- Dished out career high nine assists against Bryant (11/27/11)
- Played career best 40 minutes against Maryland (12/4/11) and Maine (12/8/11)
- Career highs in FG's (9) and 3FG's (5) against Maine (12/8/11)

Game-By-Game Stats

	Start	FG-A	3P-A	FT-A	Reb	PF	TP	A	TO	BK	S	Min
Mississippi Valley State	*	6-7	3-3	12-12	4	3	27	6	4	0	1	37
Detroit	*	4-9	0-2	5-8	2	1	13	4	3	0	0	39
Sam Houston State												DNP - illness
Delaware State												DNP - illness
Missouri	*	2-8	1-1	2-2	1	3	7	1	3	0	0	32
Georgia	*	4-8	1-1	3-4	2	3	12	1	4	0	2	38
Bryant	*	5-10	3-4	5-7	4	0	18	9	2	0	2	36
Gonzaga	*	2-9	0-3	2-2	3	2	6	1	6	0	3	31
Maryland	*	5-16	3-7	3-4	2	3	16	2	1	0	0	40
Maine	*	9-15	5-7	3-4	2	0	26	6	1	0	0	40
Dartmouth	*	0-8	0-3	0-0	4	1	0	3	1	0	1	33
Indiana												
Sacred Heart												
Pittsburgh												
Cincinnati												
Louisville												
South Florida												
Connecticut												
Rutgers												
Syracuse												
Seton Hall												
Connecticut												
Marquette												
West Virginia												
DePaul												
Rutgers												
Villanova												
West Virginia												
St. John's												
Georgetown												
Providence												

Career Stats vs. The BIG EAST


Opponent	GP-GS	Min.	FG-A	3PT-A	FT-A	Reb.	A	PF	B	S	Pts.
Cincinnati	2-1	54	3-8	1-2	6-6	5/2.5	6	4	0	0	15/7.5
Connecticut	2-1	60	4-12	2-6	3-7	1/0.5	8	3	0	4	13/6.5
DePaul	1-0	21	2-3	1-2	1-1	2/2.0	3	0	0	0	6/6.0
Georgetown	1-0	19	0-2	0-1	0-0	1/1.0	2	4	0	0	0/0.0
Louisville	2-0	39	1-4	0-1	0-0	1/0.5	7	4	0	2	2/1.0
Marquette	2-1	57	9-15	3-8	6-7	1/0.5	4	4	0	3	27/13.5
Pittsburgh	1-0	22	1-1	0-0	0-0	0/0.0	1	0	0	1	2/2.0
Providence	1-0	17	0-0	0-0	3-4	1/1.0	0	2	0	0	3/3.0
Rutgers	1-0	23	2-4	0-0	1-2	2/2.0	6	3	0	2	5/5.0
St. John's	2-2	77	3-8	2-5	8-10	1/0.5	11	6	0	3	16/8.0
Seton Hall	1-0	16	0-1	0-0	0-0	0/0.0	1	2	0	0	0/0.0
USF	1-0	17	0-4	0-1	0-0	0/0.0	7	0	0	1	0/0.0
Syracuse	1-0	16	1-5	1-3	0-0	1/1.0	2	2	0	2	3/3.0
Villanova	1-0	19	1-1	1-1	2-3	0/0.0	1	2	0	0	5/5.0
West Virginia	1-0	21	0-2	0-0	0-0	1/1.0	3	3	0	0	0/0.0

Career Statistics

Season	GP-GS	Min	Avg	FG-A	Pct	3FG-A	Pct	FT-A	Pct	O-D-TOT	Avg	PF-FO	Ast	TO	Blk	Stl	Pts	Avg
2010-11	34-6	863	25.4	61-150	.407	23-66	.348	53-76	.697	16-46-62	1.8	60-0	110	43	1	21	198	5.8
2011-12	9-9	326	36.2	37-90	.411	16-31	.516	35-43	.814	4-20-24	2.7	16-0	33	25	0	9	125	13.9
TOTAL	43-15	1189	27.7	98-240	.408	39-97	.402	88-119	.739	20-66-86	2.0	76-0	143	68	1	30	323	7.5

Career BIG EAST Statistics

Season	GP-GS	Min	Avg	FG-A	Pct	3FG-A	Pct	FT-A	Pct	O-D-TOT	Avg	PF-FO	Ast	TO	Blk	Stl	Pts	Avg
2010-11	18-5	447	24.8	27-64	.422	11-29	.379	28-38	.737	4-11-15	0.8	34-0	60	22	0	18	93	5.2
2011-12	0-0	0	0.0	0-0	.000	0-0	.000	0-0	.000	0-0-0	0.0	0-0	0	0	0	0	0	0.0
TOTAL	18-5	447	24.8	27-64	.422	11-29	.379	28-38	.737	4-11-15	0.8	34-0	60	22	0	18	93	5.2



4 Patrick Crowley

Sophomore • Guard
6-3 • 190
Los Gatos, Calif. • St. Francis

Career Games With:

Double Figure Points	N/A
20-Plus Points.....	N/A
30-Plus Points.....	N/A
10-Plus Rebounds.....	N/A
10-Plus Assists	N/A
Double-Double	N/A

Season and Career Bests

Points		FG's	
Season	--	Season	--
Career	--	Career	--
Rebounds		3PT FG's	
Season	1 (vs. Sam Houston 11/16/11)	Season	--
Career	1 (vs. Sam Houston 11/16/11)	Career	--
Assists		FT's	
Season	--	Season	--
Career	--	Career	--
Steals		Minutes	
Season	1 (vs. Dartmouth 12/10/11)	Season	2 (on three occasions)
Career	1 (vs. Dartmouth 12/10/11)	Career	2 (on three occasions)
Blocks			
Season	--		
Career	--		

2011-12 Honors, Awards & Accomplishments

- Pulled down first career rebound vs. Sam Houston State (11/16/11)
- Recorded first career steal against Dartmouth (12/10/11)

Game-By-Game Stats

	Start	FG-A	3P-A	FT-A	Reb	PF	TP	A	TO	BK	S	Min
Mississippi Valley State		0-0	0-0	0-0	0	0	0	0	0	0	0	1
Detroit					DNP							
Sam Houston State		0-1	0-0	0-0	1	0	0	0	0	0	0	2
Delaware State		0-0	0-0	0-0	0	0	0	0	1	0	0	1
Missouri					DNP							
Georgia					DNP							
Bryant		0-2	0-2	0-0	0	0	0	0	0	0	0	2
Gonzaga					DNP							
Maryland					DNP							
Maine					DNP							
Dartmouth		0-2	0-0	0-0	0	0	0	0	0	0	1	2
Indiana												
Sacred Heart												
Pittsburgh												
Cincinnati												
Louisville												
South Florida												
Connecticut												
Rutgers												
Syracuse												
Seton Hall												
Connecticut												
Marquette												
West Virginia												
DePaul												
Rutgers												
Villanova												
West Virginia												
St. John's												
Georgetown												
Providence												

Career Stats vs. The BIG EAST

Opponent	GP-GS	Min.	FG-A	3PT-A	FT-A	Reb.	A	PF	B	S	Pts.
Cincinnati	0-0	0	0-0	0-0	0-0	0/0.0	0	0	0	0	0/0.0
Connecticut	0-0	0	0-0	0-0	0-0	0/0.0	0	0	0	0	0/0.0
DePaul	0-0	0	0-0	0-0	0-0	0/0.0	0	0	0	0	0/0.0
Georgetown	0-0	0	0-0	0-0	0-0	0/0.0	0	0	0	0	0/0.0
Louisville	0-0	0	0-0	0-0	0-0	0/0.0	0	0	0	0	0/0.0
Marquette	0-0	0	0-0	0-0	0-0	0/0.0	0	0	0	0	0/0.0
Pittsburgh	0-0	0	0-0	0-0	0-0	0/0.0	0	0	0	0	0/0.0
Providence	0-0	0	0-0	0-0	0-0	0/0.0	0	0	0	0	0/0.0
Rutgers	0-0	0	0-0	0-0	0-0	0/0.0	0	0	0	0	0/0.0
St. John's	0-0	0	0-0	0-0	0-0	0/0.0	0	0	0	0	0/0.0
Seton Hall	0-0	0	0-0	0-0	0-0	0/0.0	0	0	0	0	0/0.0
USF	0-0	0	0-0	0-0	0-0	0/0.0	0	0	0	0	0/0.0
Syracuse	0-0	0	0-0	0-0	0-0	0/0.0	0	0	0	0	0/0.0
Villanova	0-0	0	0-0	0-0	0-0	0/0.0	0	0	0	0	0/0.0
West Virginia	0-0	0	0-0	0-0	0-0	0/0.0	0	0	0	0	0/0.0

Career Statistics

Season	GP-GS	Min	Avg	FG-A	Pct	3FG-A	Pct	FT-A	Pct	O-D-TOT	Avg	PF-FO	Ast	TO	Blk	Stl	Pts	Avg
2011-12	5-0	8	1.6	0-5	.000	0-2	.000	0-0	.000	0-1-1	0.2	0-0	0	1	0	1	0	0.0
TOTAL	5-0	8	1.6	0-5	.000	0-2	.000	0-0	.000	0-1-1	0.2	0-0	0	1	0	1	0	0.0

Career BIG EAST Statistics

Season	GP-GS	Min	Avg	FG-A	Pct	3FG-A	Pct	FT-A	Pct	O-D-TOT	Avg	PF-FO	Ast	TO	Blk	Stl	Pts	Avg
2011-12	0-0	0	0.0	0-0	.000	0-0	.000	0-0	.000	0-0-0	0.0	0-0	0	0	0	0	0	0.0
TOTAL	0-0	0	0.0	0-0	.000	0-0	.000	0-0	.000	0-0-0	0.0	0-0	0	0	0	0	0	0.0



12 Alex Dragicevich

Sophomore • Guard

6-7 • 221

Northbrook, Ill. • Glenbrook North

Career Games With:

Double Figure Points	4
20-Plus Points.....	N/A
30-Plus Points.....	N/A
10-Plus Rebounds.....	N/A
10-Plus Assists	N/A
Double-Double	N/A

Season and Career Bests

Points	Season 18 (vs. Delaware St. 11/18/11) Career 18 (vs. Delaware St. 11/18/11)	FG's	Season 6 (vs. Delaware St. 11/18/11) Career 6 (vs. Delaware St. 11/18/11)
Rebounds	Season 4 (on two occasions) Career 4 (on two occasions)	3PT FG's	Season 3 (on two occasions) Career 3 (on two occasions)
Assists	Season 7 (vs. Delaware St. 11/18/11) Career 7 (vs. Delaware St. 11/18/11)	FT's	Season 4 (vs. Maine 12/8/11) Career 4 (on two occasions)
Steals	Season 1 (vs. Dartmouth 12/10/11) Career 1 (on two occasions)	Minutes	Season 38 (vs. Delaware St. 11/18/11) Career 38 (vs. Delaware St. 11/18/11)
Blocks	Season 2 (vs. Maryland 12/4/11) Career 2 (vs. Maryland 12/4/11)		

2011-12 Honors, Awards & Accomplishments

- Recorded first career block vs. Detroit (11/14/11)
- Posted first career start against Sam Houston State (11/16/11)
- Set career marks in points (18), assists (7), FG's (6), 3FG's (3) and minutes (38) against Delaware State (11/18/11)
- Career best two blocks versus Maryland (12/4/11)

Game-By-Game Stats

	Start	FG-A	3P-A	FT-A	Reb	PF	TP	A	TO	BK	S	Min
Mississippi Valley State		2-7	0-3	3-4	4	0	7	2	0	0	0	21
Detroit		0-2	0-1	2-4	2	0	2	1	0	1	0	13
Sam Houston State	*	2-6	1-4	2-4	3	0	7	3	1	1	0	33
Delaware State	*	6-12	3-8	3-4	3	2	18	7	1	0	0	38
Missouri		0-2	0-2	0-0	0	3	0	0	1	0	0	10
Georgia		0-1	0-0	0-0	0	1	0	0	0	0	0	7
Bryant		5-11	3-8	0-0	4	1	13	0	1	0	0	25
Gonzaga		1-2	0-0	1-2	3	1	3	0	1	0	0	15
Maryland		3-5	2-4	0-0	0	2	8	1	1	2	0	14
Maine		4-10	2-8	4-4	2	0	14	3	0	1	0	31
Dartmouth	*	5-9	2-5	3-4	3	1	15	2	0	1	1	25
Indiana												
Sacred Heart												
Pittsburgh												
Cincinnati												
Louisville												
South Florida												
Connecticut												
Rutgers												
Syracuse												
Seton Hall												
Connecticut												
Marquette												
West Virginia												
DePaul												
Rutgers												
Villanova												
West Virginia												
St. John's												
Georgetown												
Providence												

Career Stats vs. The BIG EAST

Opponent	GP-GS	Min.	FG-A	3PT-A	FT-A	Reb.	A	PF	B	S	Pts.
Cincinnati	1-0	4	0-0	0-0	0-0	1/1.0	1	0	0	0	0/0.0
Connecticut	0-0	0	0-0	0-0	0-0	0/0.0	0	0	0	0	0/0.0
DePaul	1-0	3	0-0	0-0	0-0	1/1.0	0	0	0	0	0/0.0
Georgetown	0-0	0	0-0	0-0	0-0	0/0.0	0	0	0	0	0/0.0
Louisville	0-0	0	0-0	0-0	0-0	0/0.0	0	0	0	0	0/0.0
Marquette	1-0	4	1-1	0-0	0-0	0/0.0	1	0	0	0	2/2.0
Pittsburgh	0-0	0	0-0	0-0	0-0	0/0.0	0	0	0	0	0/0.0
Providence	0-0	0	0-0	0-0	0-0	0/0.0	0	0	0	0	0/0.0
Rutgers	0-0	0	0-0	0-0	0-0	0/0.0	0	0	0	0	0/0.0
St. John's	1-0	3	0-2	0-2	1-2	0/0.0	0	0	0	0	1/1.0
Seton Hall	0-0	0	0-0	0-0	0-0	0/0.0	0	0	0	0	0/0.0
USF	1-0	5	1-2	1-2	0-0	0/0.0	0	0	0	0	3/3.0
Syracuse	0-0	0	0-0	0-0	0-0	0/0.0	0	0	0	0	0/0.0
Villanova	1-0	1	0-0	0-0	0-2	1/1.0	0	0	0	0	0/0.0
West Virginia	1-0	2	0-2	0-2	0-0	0/0.0	0	0	0	0	0/0.0

Career Statistics

Season	GP-GS	Min	Avg	FG-A	Pct	3FG-A	Pct	FT-A	Pct	O-D-TOT	Avg	PF-FO	Ast	TO	Blk	Stl	Pts	Avg
2010-11	14-0	62	4.4	5-17	.294	2-10	.200	8-13	.615	4-7-11	0.8	1-0	3	2	0	1	20	1.4
2011-12	11-3	232	21.1	28-67	.418	13-43	.302	18-26	.692	4-20-24	2.2	11-0	19	6	6	1	87	7.9
TOTAL	25-3	294	11.8	33-84	.393	15-53	.283	26-39	.667	8-27-35	1.4	12-0	22	8	6	2	107	4.3

Career BIG EAST Statistics

Season	GP-GS	Min	Avg	FG-A	Pct	3FG-A	Pct	FT-A	Pct	O-D-TOT	Avg	PF-FO	Ast	TO	Blk	Stl	Pts	Avg
2010-11	6-0	18	3.0	2-7	.286	1-6	.167	1-4	.250	0-2-2	0.3	0-0	1	2	0	0	6	1.0
2011-12	0-0	0	0.0	0-0	.000	0-0	.000	0-0	.000	0-0-0	0.0	0-0	0	0	0	0	0	0.0
TOTAL	6-0	18	3.0	2-7	.286	1-6	.167	1-4	.250	0-2-2	0.3	0-0	1	2	0	0	6	1.0



14 Scott Martin | Senior • Guard 6-8 • 222 Valparaiso, Ind. • Valparaiso

Career Games With:

Double Figure Points ...37 (24 with ND)
 20-Plus Points.....2 (2 with ND)
 30-Plus Points.....N/A
 10-Plus Rebounds.....1 (1 with ND)
 10-Plus AssistsN/A
 Double-Double1 (1 with ND)

Season and Career Bests

Points	Season 23 (vs. Delaware St. 11/18/11) Career 23 (vs. Delaware St. 11/18/11)	FG's	Season 8 (vs. Delaware State 11/18/11) Career 8 (on two occasions)
Rebounds	Season 8 (vs. Bryant 11/27/11) Career 11 (vs. Marquette 1/10/11)	3PT FG's	Season 4 (vs. Delaware St. 11/18/11) Career 4 (vs. Delaware St. 11/18/11)
Assists	Season 3 (on two occasions) Career 6 (vs. Syracuse 1/1/11)	FT's	Season 5 (vs. Missouri 11/21/11) Career 8 (on three occasions)
Steals	Season 2 (on two occasions) Career 4 (vs. Clemson 11/27/07)	Minutes	Season 39 (vs. Detroit 11/14/11) Career 44 (vs. Louisville 3/11/11)
Blocks	Season 1 (on two occasions) Career 3 (on three occasions)		

2011-12 Honors, Awards & Accomplishments

- Team Captain
- Scored career-high 23 points in win over Delaware State (11/18/11) while also hitting a career-best four three-pointers
- Set season-best mark in rebounds with eight against Bryant (11/27/11)
- Missed first game of season versus Dartmouth with concussion-like symptoms (12/10/11)

Game-By-Game Stats

	Start	FG-A	3P-A	FT-A	Reb	PF	TP	A	TO	BK	S	Min
Mississippi Valley State	*	6-14	2-6	1-2	5	3	15	2	3	0	1	34
Detroit	*	1-7	1-5	0-0	6	2	3	0	3	0	1	39
Sam Houston State	*	4-9	2-4	1-2	5	3	11	1	2	0	1	30
Delaware State	*	8-18	4-9	3-4	5	4	23	3	0	0	0	35
Missouri	*	3-8	1-3	5-6	5	2	12	1	2	0	2	31
Georgia	*	2-9	0-5	2-2	3	3	6	0	1	1	2	34
Bryant	*	5-12	1-4	1-2	8	3	12	0	1	0	1	28
Gonzaga	*	0-6	0-3	1-3	4	2	1	0	2	1	1	29
Maryland	*	2-6	1-4	2-2	4	5	7	3	2	0	0	31
Maine	*	2-4	0-2	0-0	0	0	4	1	1	0	0	9
Dartmouth							DNP					
Indiana												
Sacred Heart												
Pittsburgh												
Cincinnati												
Louisville												
South Florida												
Connecticut												
Rutgers												
Syracuse												
Seton Hall												
Connecticut												
Marquette												
West Virginia												
DePaul												
Rutgers												
Villanova												
West Virginia												
St. John's												
Georgetown												
Providence												

Career Stats vs. The BIG EAST

Opponent	GP-GS	Min.	FG-A	3PT-A	FT-A	Reb.	A	PF	B	S	Pts.
Cincinnati	2-2	66	9-18	3-4	1-3	11/5.5	3	1	1	1	22/11.0
Connecticut	2-2	65	6-16	2-7	3-7	9/4.5	3	6	1	0	17/8.5
DePaul	2-2	66	9-20	4-8	3-4	8/4.0	2	4	0	2	25/12.5
Georgetown	1-1	30	5-9	1-1	0-4	3/3.0	1	1	0	1	11/11.0
Louisville	3-3	105	13-29	4-12	8-14	17/5.7	7	6	0	4	38/12.7
Marquette	2-2	69	5-20	1-7	9-12	14/7.0	3	6	1	0	20/10.0
Pittsburgh	0-0	0	0-0	0-0	0-0	0/0.0	0	0	0	0	0/0.0
Providence	1-1	33	4-8	2-4	0-0	5/5.0	1	3	0	1	10/10.0
Rutgers	1-1	34	3-6	0-1	8-9	2/2.0	3	2	0	0	14/14.0
St. John's	2-2	64	7-18	0-6	2-4	12/6.0	3	5	0	0	16/8.0
Seton Hall	1-1	35	2-7	2-5	0-0	4/4.0	3	1	1	2	6/6.0
USF	1-1	30	4-6	2-3	0-0	7/7.0	2	0	3	1	10/10.0
Syracuse	1-1	34	3-9	0-2	4-4	7/7.0	6	2	1	1	10/10.0
Villanova	1-1	28	2-5	1-2	0-0	0/0.0	1	2	0	0	5/5.0
West Virginia	1-1	32	4-11	1-6	0-0	6/6.0	0	4	0	0	9/9.0

Career Statistics

Season	GP-GS	Min	Avg	FG-A	Pct	3FG-A	Pct	FT-A	Pct	O-D-TOT	Avg	PF-FO	Ast	TO	Blk	Stl	Pts	Avg
2007-08	32-8	700	21.9	84-225	.373	26-83	.313	78-112	.696	42-79-121	3.8	78-3	44	48	21	31	272	8.5
2008-09										Sat Out Due To NCAA Transfer Rules								
2009-10										Did Not Play Due To Injury								
2010-11	33-33	1008	30.5	115-269	.428	34-102	.333	55-86	.640	33-125-158	4.8	63-0	61	51	10	16	319	9.7
2011-12	10-10	300	30.0	33-93	.355	12-45	.267	16-23	.696	8-37-45	4.5	27-1	11	17	2	9	94	9.4
TOTAL	75-51	2008	26.8	232-587	.395	72-230	.313	149-221	.674	83-241-324	4.3	168-4	116	116	33	56	685	9.1

Career BIG EAST Statistics

Season	GP-GS	Min	Avg	FG-A	Pct	3FG-A	Pct	FT-A	Pct	O-D-TOT	Avg	PF-FO	Ast	TO	Blk	Stl	Pts	Avg
2008-09										Sat Out Due To NCAA Transfer Rules								
2009-10										Did Not Play Due To Injury								
2010-11	18-18	593	32.9	60-151	.397	19-57	.333	31-49	.633	18-73-91	5.1	38-0	33	32	7	9	170	9.4
2011-12	0-0	0	0.0	0-0	.000	0-0	.000	0-0	.000	0-0-0	0.0	0-0	0	0	0	0	0	0.0
TOTAL	18-18	593	32.9	60-151	.397	19-57	.333	31-49	.633	18-73-91	5.1	38-0	33	32	7	9	170	9.4



21 Tim Abromaitis | Graduate Student • Forward 6-8 • 236 Unionville, Conn. • Farmington

Career Games With:

Double Figure Points	58
20-Plus Points.....	22
30-Plus Points.....	3
10-Plus Rebounds.....	4
10-Plus Assists	N/A
Double-Double	3

Season and Career Bests

Points	Season 22 (vs. Missouri 11/21/11) Career 31 (vs. UCF 12/6/09)	FG's	Season 9 (vs. Missouri 11/21/11) Career 11 (on two occasions)
Rebounds	Season 8 (vs. Missouri 11/21/11) Career 11 (on two occasions)	3PT FG's	Season -- Career 9 (vs. Villanova 2/28/11)
Assists	Season 3 (vs. Missouri 11/21/11) Career 7 (vs. Chicago State 11/17/10)	FT's	Season 4 (on two occasions) Career 12 (vs. Seton Hall 2/11/10)
Steals	Season 1 (vs. Georgia 11/22/11) Career 3 (vs. DePaul 2/3/11)	Minutes	Season 38 (on two occasions) Career 46 (vs. Georgia 11/25/10)
Blocks	Season -- Career 2 (on four occasions)		

2011-12 Honors, Awards & Accomplishments

- Preseason All-BIG EAST First Team
- John R. Wooden Award Preseason Top 50 List
- Naismith Trophy Preseason Watch List
- Lowe's Senior CLASS Award Candidate
- Team Captain
- Returned to Irish lineup in Progressive CBE Classic semifinal game against Missouri (11/21/11)
- Out for remainder of season with torn ACL

Game-By-Game Stats

	Start	FG-A	3P-A	FT-A	Reb	PF	TP	A	TO	BK	S	Min
Mississippi Valley State					DNP							
Detroit					DNP							
Sam Houston State					DNP							
Delaware State					DNP							
Missouri	*	9-18	0-4	4-5	8	2	22	3	4	0	0	38
Georgia	*	1-12	0-7	4-4	6	5	6	2	2	0	1	38
Bryant					DNP-injury							
Gonzaga					DNP-injury							
Maryland					DNP-injury							
Maine					DNP-injury							
Dartmouth					DNP-injury							
Indiana												
Sacred Heart												
Pittsburgh												
Cincinnati												
Louisville												
South Florida												
Connecticut												
Rutgers												
Syracuse												
Seton Hall												
Connecticut												
Marquette												
West Virginia												
DePaul												
Rutgers												
Villanova												
West Virginia												
St. John's												
Georgetown												
Providence												

Career Stats vs. The BIG EAST

Opponent	GP-GS	Min.	FG-A	3PT-A	FT-A	Reb.	A	PF	B	S	Pts.
Cincinnati	4-4	127	21-42	10-17	15-20	23/5.8	9	13	1	4	67/16.8
Connecticut	4-3	147	18-42	6-20	6-12	22/5.5	4	7	1	4	48/12.0
DePaul	2-2	62	13-25	6-12	11-12	10/5.0	4	3	0	4	43/21.5
Georgetown	3-2	75	13-31	6-16	9-9	8/2.7	4	3	2	2	41/13.7
Louisville	3-3	130	22-41	5-11	19-20	16/5.3	5	7	2	1	68/22.7
Marquette	4-3	110	12-32	3-14	9-11	17/4.3	4	6	0	1	36/9.0
Pittsburgh	3-3	102	7-15	3-6	9-10	9/3.0	1	3	3	0	26/8.7
Providence	2-2	62	19-30	9-15	3-6	12/6.0	2	2	0	2	50/25.0
Rutgers	2-2	72	10-21	4-11	3-4	18/9.0	3	5	0	0	27/13.5
St. John's	3-3	113	15-31	7-15	9-11	18/6.0	5	8	0	3	46/15.3
Seton Hall	4-3	116	11-29	7-16	20-24	22/5.5	4	5	0	1	49/12.3
USF	3-3	91	12-24	5-11	1-1	11/3.7	6	5	1	3	30/10.0
Syracuse	2-2	76	16-32	8-17	1-3	9/4.5	5	7	1	1	41/20.5
Villanova	2-2	74	13-30	11-21	9-12	9/4.5	6	6	0	0	46/23.0
West Virginia	3-3	98	8-23	4-12	13-17	15/5.0	4	11	1	2	33/11.0

Career Statistics

Season	GP-GS	Min	Avg	FG-A	Pct	3FG-A	Pct	FT-A	Pct	O-D-TOT	Avg	PF-FO	Ast	TO	Blk	Stl	Pts	Avg
2007-08	12-0	40	3.3	6-21	.286	1-8	.125	7-7	1.000	5-7-12	1.0	5-0	3	4	1	1	20	1.7
2008-09										Did Not Play								
2009-10	35-26	1104	31.5	183-370	.495	81-189	.429	117-134	.873	43-123-166	4.7	76-1	52	42	11	17	564	16.1
2010-11	34-34	1162	34.2	169-371	.456	78-182	.429	109-139	.784	45-161-206	6.1	66-1	61	52	15	26	525	15.4
2011-12	2-2	76	38.0	10-30	.333	0-11	.000	8-9	.889	2-12-14	7.0	7-1	5	6	0	1	28	14.0
TOTAL	83-62	2382	28.7	368-792	.465	160-390	.410	241-289	.834	95-303-398	4.8	154-3	121	104	27	45	1137	13.7

Career BIG EAST Statistics

Season	GP-GS	Min	Avg	FG-A	Pct	3FG-A	Pct	FT-A	Pct	O-D-TOT	Avg	PF-FO	Ast	TO	Blk	Stl	Pts	Avg
2007-08	3-0	5	1.7	1-2	.500	0-1	.000	2-2	1.000	0-0-0	0.0	1-0	1	1	0	0	4	1.3
2008-09										Did Not Play								
2009-10	18-17	647	35.9	102-217	.470	45-109	.413	78-90	.867	28-74-102	5.7	37-1	34	25	6	9	327	18.2
2010-11	18-18	632	35.1	89-188	.473	43-91	.473	43-61	.705	22-75-97	5.4	39-1	24	32	5	16	264	14.7
2011-12	0-0	0	0.0	0-0	.000	0-0	.000	0-0	.000	0-0-0	0.0	0-0	0	0	0	0	0	0.0
TOTAL	39-35	1284	32.9	192-407	.472	88-201	.438	123-153	.804	50-149-199	5.1	77-2	59	58	11	25	595	15.3



22 Jerian Grant | Sophomore • Guard 6-5 • 195 Bowie, Md. • DeMatha

Career Games With:

Double Figure Points	8
20-Plus Points.....	2
30-Plus Points.....	N/A
10-Plus Rebounds.....	1
10-Plus Assists	N/A
Double-Double	1

2011-12 Honors, Awards & Accomplishments

- Named to the Progressive CBE All-Tournament Team
- Played in first game and recorded first start as member of the Irish in season opener against Mississippi Valley State (11/12/11)
- Against Sam Houston State (11/16/11), set career mark in assists (7)
- Matched career high in 3FG's (3) while tallying first career block against Delaware State (11/18/11)
- Named BIG EAST Rookie of the Week on Nov. 21
- Set career high in points (20) and FT's (10) while matching most minutes played (39) against Georgia (11/22/11)
- Pulled down career high 11 rebounds en route to first career double-double (12 pts., 11 rebs.) against Bryant (11/27/11)
- Matched career best 20 points on career high 8 FG's against Maryland (12/4/11)

Season and Career Bests

Points	20 (on two occasions) Career 20 (on two occasions)	FG's	8 (vs. Maryland 12/4/11) Career 8 (vs. Maryland 12/4/11)
Rebounds	11 (vs. Bryant 11/27/11) Career 11 (vs. Bryant 11/27/11)	3PT FG's	3 (on two occasions) Career 3 (on two occasions)
Assists	7 (on two occasions) Career 7 (on two occasions)	FT's	10 (vs. Georgia 11/22/11) Career 10 (vs. Georgia 11/22/11)
Steals	2 (on four occasions) Career 2 (on four occasions)	Minutes	39 (on three occasions) Career 39 (on three occasions)
Blocks	1 (on three occasions) Career 1 (on three occasions)		

Game-By-Game Stats

	Start	FG-A	3P-A	FT-A	Reb	PF	TP	A	TO	BK	S	Min
Mississippi Valley State	*	4-7	2-3	1-1	2	1	11	5	1	0	2	33
Detroit	*	4-10	3-6	0-0	2	0	11	3	1	0	1	30
Sam Houston State	*	6-6	1-1	4-7	6	0	17	7	1	0	2	36
Delaware State	*	4-6	3-3	6-8	4	3	17	6	2	1	1	39
Missouri	*	3-8	0-2	0-1	1	2	6	2	2	0	0	27
Georgia	*	4-7	2-4	10-11	5	2	20	4	0	0	1	39
Bryant	*	3-7	2-4	4-4	11	0	12	7	1	0	1	33
Gonzaga	*	5-9	0-3	6-7	1	2	16	3	4	0	1	32
Maryland	*	8-13	0-3	4-6	4	3	20	3	2	0	2	39
Maine	*	2-3	1-1	1-2	4	1	6	2	2	1	1	23
Dartmouth		0-8	0-6	0-0	3	2	0	4	1	1	2	30
Indiana												
Sacred Heart												
Pittsburgh												
Cincinnati												
Louisville												
South Florida												
Connecticut												
Rutgers												
Syracuse												
Seton Hall												
Connecticut												
Marquette												
West Virginia												
DePaul												
Rutgers												
Villanova												
West Virginia												
St. John's												
Georgetown												
Providence												

Career Stats vs. The BIG EAST


Opponent	GP-GS	Min.	FG-A	3PT-A	FT-A	Reb.	A	PF	B	S	Pts.
Cincinnati	0-0	0	0-0	0-0	0-0	0/0.0	0	0	0	0	0/0.0
Connecticut	0-0	0	0-0	0-0	0-0	0/0.0	0	0	0	0	0/0.0
DePaul	0-0	0	0-0	0-0	0-0	0/0.0	0	0	0	0	0/0.0
Georgetown	0-0	0	0-0	0-0	0-0	0/0.0	0	0	0	0	0/0.0
Louisville	0-0	0	0-0	0-0	0-0	0/0.0	0	0	0	0	0/0.0
Marquette	0-0	0	0-0	0-0	0-0	0/0.0	0	0	0	0	0/0.0
Pittsburgh	0-0	0	0-0	0-0	0-0	0/0.0	0	0	0	0	0/0.0
Providence	0-0	0	0-0	0-0	0-0	0/0.0	0	0	0	0	0/0.0
Rutgers	0-0	0	0-0	0-0	0-0	0/0.0	0	0	0	0	0/0.0
St. John's	0-0	0	0-0	0-0	0-0	0/0.0	0	0	0	0	0/0.0
Seton Hall	0-0	0	0-0	0-0	0-0	0/0.0	0	0	0	0	0/0.0
USF	0-0	0	0-0	0-0	0-0	0/0.0	0	0	0	0	0/0.0
Syracuse	0-0	0	0-0	0-0	0-0	0/0.0	0	0	0	0	0/0.0
Villanova	0-0	0	0-0	0-0	0-0	0/0.0	0	0	0	0	0/0.0
West Virginia	0-0	0	0-0	0-0	0-0	0/0.0	0	0	0	0	0/0.0

Career Statistics

Season	GP-GS	Min	Avg	FG-A	Pct	3FG-A	Pct	FT-A	Pct	O-D-TOT	Avg	PF-FO	Ast	TO	Blk	Stl	Pts	Avg	
2010-11										Did Not Play									
2011-12	11-10	361	32.8	43-84	.512	14-36	.389	36-47	.766	6-37-43	3.9	16-0	46	17	3	14	136	12.4	
TOTAL	11-10	361	32.8	43-84	.512	14-36	.389	36-47	.766	6-37-43	3.9	16-0	46	17	3	14	136	12.4	

Career BIG EAST Statistics

Season	GP-GS	Min	Avg	FG-A	Pct	3FG-A	Pct	FT-A	Pct	O-D-TOT	Avg	PF-FO	Ast	TO	Blk	Stl	Pts	Avg	
2010-11										Did Not Play									
2011-12	0-0	0	0.0	0-0	.000	0-0	.000	0-0	.000	0-0-0	0.0	0-0	0	0	0	0	0	0.0	
TOTAL	0-0	0	0.0	0-0	.000	0-0	.000	0-0	.000	0-0-0	0.0	0-0	0	0	0	0	0	0.0	



24 Pat Connaughton | Freshman • Guard/Forward 6-5 • 206 Arlington, Mass. • St. John's Prep

Career Games With:

Double Figure Points	4
20-Plus Points	1
30-Plus Points	N/A
10-Plus Rebounds	N/A
10-Plus Assists	N/A
Double-Double	N/A

2011-12 Honors, Awards & Accomplishments

- Recorded career high in rebounds (9) against Detroit (11/14/11)
- Set early career bests in points (24), steals (2), FG's (9) and 3FG's (6) against Sam Houston State (11/16/11)
- The six three's against SHSU were most by Irish freshman since Chris Thomas hit six against UConn on March 8, 2002 and the 24 points were most by a freshman since Torin Francis scored 25 against Arizona on March 27, 2003
- Played career-high 36 minutes against Delaware State (11/18/11) in first career start of Irish career
- Dished out career best three assists against Bryant (11/27/11)
- Hit career best 4 FT's against Maryland (12/4/11)

Season and Career Bests

Points	24 (vs. Sam Houston 11/16/11)	FG's	9 (vs. Sam Houston 11/16/11)
Season	24 (vs. Sam Houston 11/16/11)	Season	9 (vs. Sam Houston 11/16/11)
Career	24 (vs. Sam Houston 11/16/11)	Career	9 (vs. Sam Houston 11/16/11)
Rebounds	9 (vs. Detroit 11/14/11)	3PT FG's	6 (vs. Sam Houston 11/16/11)
Season	9 (vs. Detroit 11/14/11)	Season	6 (vs. Sam Houston 11/16/11)
Career	9 (vs. Detroit 11/14/11)	Career	6 (vs. Sam Houston 11/16/11)
Assists	3 (on two occasions)	FT's	4 (vs. Maryland 12/4/11)
Season	3 (on two occasions)	Season	4 (vs. Maryland 12/4/11)
Career	3 (on two occasions)	Career	4 (vs. Maryland 12/4/11)
Steals	2 (vs. Sam Houston 11/16/11)	Minutes	36 (vs. Delaware St. 11/18/11)
Season	2 (vs. Sam Houston 11/16/11)	Season	36 (vs. Delaware St. 11/18/11)
Career	2 (vs. Sam Houston 11/16/11)	Career	36 (vs. Delaware St. 11/18/11)
Blocks	1 (vs. Missouri 11/21/11)		
Season	1 (vs. Missouri 11/21/11)		
Career	1 (vs. Missouri 11/21/11)		

Game-By-Game Stats

	Start	FG-A	3P-A	FT-A	Reb	PF	TP	A	TO	BK	S	Min
Mississippi Valley State		0-4	0-2	2-2	4	1	2	0	0	0	0	15
Detroit		4-5	0-1	2-3	9	2	10	0	1	0	0	20
Sam Houston State		9-14	6-10	0-1	5	1	24	1	1	0	2	33
Delaware State	*	3-9	1-3	2-2	7	1	9	2	2	0	0	36
Missouri		2-4	1-2	2-3	5	1	7	0	0	1	0	26
Georgia		4-7	1-3	2-4	0	0	11	0	0	0	0	18
Bryant	*	1-5	0-1	0-0	3	0	2	3	1	0	0	24
Gonzaga		4-8	2-3	1-1	3	0	11	0	0	0	1	26
Maryland		2-4	1-2	4-4	6	3	9	0	0	0	1	25
Maine		1-4	0-2	2-2	5	0	4	0	1	0	0	26
Dartmouth	*	1-6	1-6	0-0	4	0	3	3	1	0	0	27
Indiana												
Sacred Heart												
Pittsburgh												
Cincinnati												
Louisville												
South Florida												
Connecticut												
Rutgers												
Syracuse												
Seton Hall												
Connecticut												
Marquette												
West Virginia												
DePaul												
Rutgers												
Villanova												
West Virginia												
St. John's												
Georgetown												
Providence												

Career Stats vs. The BIG EAST


Opponent	GP-GS	Min.	FG-A	3PT-A	FT-A	Reb.	A	PF	B	S	Pts.
Cincinnati	0-0	0	0-0	0-0	0-0	0/0.0	0	0	0	0	0/0.0
Connecticut	0-0	0	0-0	0-0	0-0	0/0.0	0	0	0	0	0/0.0
DePaul	0-0	0	0-0	0-0	0-0	0/0.0	0	0	0	0	0/0.0
Georgetown	0-0	0	0-0	0-0	0-0	0/0.0	0	0	0	0	0/0.0
Louisville	0-0	0	0-0	0-0	0-0	0/0.0	0	0	0	0	0/0.0
Marquette	0-0	0	0-0	0-0	0-0	0/0.0	0	0	0	0	0/0.0
Pittsburgh	0-0	0	0-0	0-0	0-0	0/0.0	0	0	0	0	0/0.0
Providence	0-0	0	0-0	0-0	0-0	0/0.0	0	0	0	0	0/0.0
Rutgers	0-0	0	0-0	0-0	0-0	0/0.0	0	0	0	0	0/0.0
St. John's	0-0	0	0-0	0-0	0-0	0/0.0	0	0	0	0	0/0.0
Seton Hall	0-0	0	0-0	0-0	0-0	0/0.0	0	0	0	0	0/0.0
USF	0-0	0	0-0	0-0	0-0	0/0.0	0	0	0	0	0/0.0
Syracuse	0-0	0	0-0	0-0	0-0	0/0.0	0	0	0	0	0/0.0
Villanova	0-0	0	0-0	0-0	0-0	0/0.0	0	0	0	0	0/0.0
West Virginia	0-0	0	0-0	0-0	0-0	0/0.0	0	0	0	0	0/0.0

Career Statistics

Season	GP-GS	Min	Avg	FG-A	Pct	3FG-A	Pct	FT-A	Pct	O-D-TOT	Avg	PF-FO	Ast	TO	Blk	Stl	Pts	Avg
2011-12	11-3	276	25.1	31-70	.443	13-35	.371	17-22	.773	11-40-51	4.6	9-0	9	7	1	4	92	8.4
TOTAL	11-3	276	25.1	31-70	.443	13-35	.371	17-22	.773	11-40-51	4.6	9-0	9	7	1	4	92	8.4

Career BIG EAST Statistics

Season	GP-GS	Min	Avg	FG-A	Pct	3FG-A	Pct	FT-A	Pct	O-D-TOT	Avg	PF-FO	Ast	TO	Blk	Stl	Pts	Avg
2011-12	0-0	0	0.0	0-0	.000	0-0	.000	0-0	.000	0-0-0	0.0	0-0	0	0	0	0	0	0.0
TOTAL	0-0	0	0.0	0-0	.000	0-0	.000	0-0	.000	0-0-0	0.0	0-0	0	0	0	0	0	0.0



25 Tom Knight | Junior • Forward 6-9 • 250 Dixfield, Maine • Dirigo

Career Games With:

Double Figure Points	N/A
20-Plus Points	N/A
30-Plus Points	N/A
10-Plus Rebounds.....	N/A
10-Plus Assists	N/A
Double-Double	N/A

2011-12 Honors, Awards & Accomplishments

- Started three consecutive games (Maryland, Maine, Dartmouth); first three starts of Irish career
- Career highs in points (8), blocks (3), FT's (4) and minutes (25) and tied career high in rebounds (5) against Dartmouth (12/10/11)

Season and Career Bests

Points	8 (vs. Dartmouth 12/10/11)	FG's	3 (on two occasions)
Season	8 (vs. Dartmouth 12/10/11)	Career	3 (on four occasions)
Rebounds	5 (vs. Dartmouth 12/10/11)	3PT FG's	--
Season	5 (on two occasions)	Season	--
Career	5 (on two occasions)	Career	--
Assists	2 (on two occasions)	FT's	4 (vs. Dartmouth 12/10/11)
Season	2 (on two occasions)	Season	4 (vs. Dartmouth 12/10/11)
Career	2 (on two occasions)	Career	4 (vs. Dartmouth 12/10/11)
Steals	2 (vs. Sam Houston 11/16/11)	Minutes	25 (vs. Dartmouth 12/10/11)
Season	2 (vs. Sam Houston 11/16/11)	Season	25 (vs. Dartmouth 12/10/11)
Career	2 (vs. Sam Houston 11/16/11)	Career	25 (vs. Dartmouth 12/10/11)
Blocks	3 (vs. Dartmouth 12/10/11)		
Season	3 (vs. Dartmouth 12/10/11)		
Career	3 (vs. Dartmouth 12/10/11)		

Game-By-Game Stats

	Start	FG-A	3P-A	FT-A	Reb	PF	TP	A	TO	BK	S	Min
Mississippi Valley State		0-0	0-0	0-0	2	0	0	0	0	0	0	5
Detroit		0-1	0-0	0-0	1	0	0	0	0	0	0	1
Sam Houston State		3-7	0-0	1-2	1	1	7	2	0	0	2	19
Delaware State		3-4	0-0	0-0	0	2	6	0	0	0	0	8
Missouri												
Georgia												
Bryant		2-3	0-0	0-0	0	2	4	1	0	0	0	8
Gonzaga		2-3	0-0	0-0	3	3	4	1	0	2	0	14
Maryland	*	2-3	0-0	0-0	0	2	4	0	0	0	0	9
Maine	*	2-6	0-0	3-5	2	2	7	2	2	1	1	23
Dartmouth	*	2-6	0-0	4-4	5	1	8	1	1	3	1	25
Indiana												
Sacred Heart												
Pittsburgh												
Cincinnati												
Louisville												
South Florida												
Connecticut												
Rutgers												
Syracuse												
Seton Hall												
Connecticut												
Marquette												
West Virginia												
DePaul												
Rutgers												
Villanova												
West Virginia												
St. John's												
Georgetown												
Providence												

Career Stats vs. The BIG EAST


Opponent	GP-GS	Min.	FG-A	3PT-A	FT-A	Reb.	A	PF	B	S	Pts.
Cincinnati	1-0	4	1-1	0-0	0-0	0/0.0	0	1	0	0	2/2.0
Connecticut	0-0	0	0-0	0-0	0-0	0/0.0	0	0	0	0	0/0.0
DePaul	1-0	2	1-1	0-0	0-0	0/0.0	0	0	0	0	2/2.0
Georgetown	0-0	0	0-0	0-0	0-0	0/0.0	0	0	0	0	0/0.0
Louisville	0-0	0	0-0	0-0	0-0	0/0.0	0	0	0	0	0/0.0
Marquette	1-0	2	0-0	0-0	0-0	1/1.0	0	0	0	0	0/0.0
Pittsburgh	0-0	0	0-0	0-0	0-0	0/0.0	0	0	0	0	0/0.0
Providence	0-0	0	0-0	0-0	0-0	0/0.0	0	0	0	0	0/0.0
Rutgers	0-0	0	0-0	0-0	0-0	0/0.0	0	0	0	0	0/0.0
St. John's	1-0	0	0-0	0-0	0-0	0/0.0	0	0	0	0	0/0.0
Seton Hall	0-0	0	0-0	0-0	0-0	0/0.0	0	0	0	0	0/0.0
USF	1-0	5	0-2	0-0	0-0	0/0.0	0	0	0	0	0/0.0
Syracuse	1-0	0+	0-0	0-0	0-0	0/0.0	0	0	0	0	0/0.0
Villanova	1-0	1	0-0	0-0	0-0	1/1.0	1	1	0	0	0/0.0
West Virginia	0-0	0	0-0	0-0	0-0	0/0.0	0	0	0	0	0/0.0

Career Statistics

Season	GP-GS	Min	Avg	FG-A	Pct	3FG-A	Pct	FT-A	Pct	O-D-TOT	Avg	PF-FO	Ast	TO	Blk	Stl	Pts	Avg	
2009-10										Did Not Play									
2010-11	14-0	53	3.8	9-19	.474	0-0	.000	2-2	1.000	7-9-16	1.1	3-0	3	1	2	0	20	1.4	
2011-12	9-3	112	12.4	16-33	.485	0-0	.000	8-11	.727	5-9-14	1.6	13-0	7	3	6	5	40	4.4	
TOTAL	23-3	165	7.2	25-52	.481	0-0	.000	10-13	.769	12-18-30	1.3	16-0	10	4	8	5	60	2.6	

Career BIG EAST Statistics

Season	GP-GS	Min	Avg	FG-A	Pct	3FG-A	Pct	FT-A	Pct	O-D-TOT	Avg	PF-FO	Ast	TO	Blk	Stl	Pts	Avg	
2009-10										Did Not Play									
2010-11	6-0	11	1.8	1-3	.333	0-0	.000	0-0	.000	1-1-2	0.3	1-0	1	0	0	0	2	0.3	
2011-12	0-0	0	0.0	0-0	.000	0-0	.000	0-0	.000	0-0-0	0.0	0-0	0	0	0	0	0	0.0	
TOTAL	6-0	11	1.8	1-3	.333	0-0	.000	0-0	.000	1-1-2	0.3	1-0	1	0	0	0	2	0.3	



32 Joey Brooks | Junior • Guard

6-6 • 220
Houston, Texas • Strake Jesuit Prep School

Career Games With:

Double Figure Points	4
20-Plus Points.....	N/A
30-Plus Points.....	N/A
10-Plus Rebounds.....	N/A
10-Plus Assists	N/A
Double-Double	N/A

2011-12 Honors, Awards & Accomplishments

- First career start against Mississippi Valley State (11/12/11)
- Set career bests in points (13), rebounds (9), FT's (7) and minutes (35) in second career start against Detroit (11/14/11)
- Match career high in points (13) while also setting career best in FG's (5), 3FG's (2) and blocks (3) against Bryant (11/27/11)

Season and Career Bests

Points	Season 13 (on three occasions) Career 13 (on three occasions)	FG's	Season 5 (on two occasions) Career 5 (on two occasions)
Rebounds	Season 9 (vs. Detroit 11/14/11) Career 9 (vs. Detroit 11/14/11)	3PT FG's	Season 2 (vs. Bryant 11/27/11) Career 2 (vs. Bryant 11/27/11)
Assists	Season 3 (vs. MVSU 11/12/11) Career 3 (on two occasions)	FT's	Season 7 (vs. Detroit 11/14/11) Career 7 (vs. Detroit 11/14/11)
Steals	Season 2 (vs. Detroit 11/14/11) Career 3 (vs. Georgia Southern 11/12/10)	Minutes	Season 35 (vs. Detroit 11/14/11) Career 35 (vs. Detroit 11/14/11)
Blocks	Season 3 (vs. Bryant 11/27/11) Career 3 (vs. Bryant 11/27/11)		

Game-By-Game Stats

	Start	FG-A	3P-A	FT-A	Reb	PF	TP	A	TO	BK	S	Min
Mississippi Valley State	*	3-6	1-2	2-4	4	1	9	3	2	0	0	29
Detroit	*	3-9	0-0	7-13	9	3	13	2	1	0	2	35
Sam Houston State	*	0-4	0-0	0-0	1	1	0	1	0	0	0	12
Delaware State												
Missouri		1-5	1-2	1-2	1	2	4	1	1	0	0	14
Georgia		0-1	0-0	0-0	0	0	0	0	0	0	0	3
Bryant	*	5-7	2-2	1-2	6	3	13	2	2	3	0	24
Gonzaga	*	3-7	0-2	0-2	5	3	6	1	1	0	0	28
Maryland	*	2-6	0-1	3-4	3	3	7	1	0	0	0	26
Maine	*	1-2	0-0	0-0	1	1	2	1	1	0	0	10
Dartmouth		5-6	0-0	3-3	4	3	13	2	1	0	0	22
Indiana												
Sacred Heart												
Pittsburgh												
Cincinnati												
Louisville												
South Florida												
Connecticut												
Rutgers												
Syracuse												
Seton Hall												
Connecticut												
Marquette												
West Virginia												
DePaul												
Rutgers												
Villanova												
West Virginia												
St. John's												
Georgetown												
Providence												

Career Stats vs. The BIG EAST

Opponent	GP-GS	Min.	FG-A	3PT-A	FT-A	Reb.	A	PF	B	S	Pts.
Cincinnati	4-0	13	2-4	1-3	0-1	3/0.8	1	1	0	0	5/1.3
Connecticut	3-0	8	0-0	0-0	0-0	1/0.3	1	2	0	0	0/0.0
DePaul	2-0	11	0-0	0-0	2-2	1/0.5	0	0	0	0	2/1.0
Georgetown	0-0	0	0-0	0-0	0-0	0/0.0	0	0	0	0	0/0.0
Louisville	1-0	2	0-0	0-0	0-0	0/0.0	0	1	0	0	0/0.0
Marquette	2-0	18	1-2	0-0	1-4	1/0.5	0	3	0	2	3/1.5
Pittsburgh	0-0	0	0-0	0-0	0-0	0/0.0	0	0	0	0	0/0.0
Providence	1-0	0	0-0	0-0	0-0	0/0.0	0	0	0	0	0/0.0
Rutgers	2-0	5	0-1	0-0	0-0	0/0.0	0	0	0	1	0/0.0
St. John's	3-0	38	1-1	0-0	9-16	5/1.7	0	4	0	2	11/3.7
Seton Hall	2-0	8	1-1	0-0	1-2	0/0.0	0	2	0	1	3/1.5
USF	1-0	9	0-1	0-0	0-2	0/0.0	0	1	0	0	0/0.0
Syracuse	1-0	1	0-0	0-0	0-0	0/0.0	0	0	0	0	0/0.0
Villanova	2-0	8	1-2	0-0	0-0	0/0.0	1	0	0	1	2/1.0
West Virginia	2-0	11	2-3	1-1	0-0	1/0.5	0	1	0	0	5/2.5

Career Statistics

Season	GP-GS	Min	Avg	FG-A	Pct	3FG-A	Pct	FT-A	Pct	O-D-TOT	Avg	PF-FO	Ast	TO	Blk	Stl	Pts	Avg
2009-10	22-0	86	3.9	15-31	.484	4-7	.571	11-16	.688	5-4-9	0.4	12-0	4	5	0	9	45	2.0
2010-11	27-0	205	7.6	12-34	.353	1-13	.077	17-37	.459	7-22-29	1.1	25-1	11	15	0	10	42	1.6
2011-12	10-7	203	20.3	23-53	.434	4-9	.444	17-30	.567	8-26-34	3.4	20-0	14	9	3	2	67	6.7
TOTAL	59-7	494	8.4	50-118	.424	9-29	.310	45-83	.542	20-52-72	1.2	57-1	29	29	3	21	154	2.6

Career BIG EAST Statistics

Season	GP-GS	Min	Avg	FG-A	Pct	3FG-A	Pct	FT-A	Pct	O-D-TOT	Avg	PF-FO	Ast	TO	Blk	Stl	Pts	Avg
2009-10	11-0	39	3.5	5-8	.625	2-2	1.000	3-4	.750	0-3-3	0.3	5-0	2	1	0	3	15	1.4
2010-11	13-0	87	6.7	2-6	.333	0-2	.000	10-23	.435	1-8-9	0.7	9-0	0	5	0	4	14	1.1
2011-12	0-0	0	0.0	0-0	.000	0-0	.000	0-0	.000	0-0-0	0.0	0-0	0	0	0	0	0	0.0
TOTAL	24-0	126	5.3	7-14	.500	2-4	.500	13-27	.481	1-11-12	0.5	14-0	2	6	0	7	29	1.2



33 Mike Broghammer | Junior • Forward 6-9 • 265 Orono, Minn. • Hopkins

Career Games With:

Double Figure Points.....	N/A
20-Plus Points.....	N/A
30-Plus Points.....	N/A
10-Plus Rebounds.....	N/A
10-Plus Assists.....	N/A
Double-Double.....	N/A

2011-12 Honors, Awards & Accomplishments

- Set career high in assists with two against Sam Houston State (11/16/11)
- Set career highs in points (9) and FG's (4) against Delaware State (11/18/11)
- Notched career marks in rebounds (7), blocks (2) and minutes (16) against Maryland (12/4/11)

Season and Career Bests

Points	9 (vs. Delaware St. 11/18/11)	FG's	4 (vs. Delaware St. 11/18/11)
Season	9 (vs. Delaware St. 11/18/11)	Career	4 (vs. Delaware St. 11/18/11)
Rebounds	7 (vs. Maryland 12/4/11)	3PT FG's	--
Season	7 (vs. Maryland 12/4/11)	Season	1 (vs. Bucknell 12/22/09)
Career	7 (vs. Maryland 12/4/11)	Career	1 (vs. Delaware St. 11/18/11)
Assists	2 (on two occasions)	FT's	1 (on seven occasions)
Season	2 (on two occasions)	Season	1 (on seven occasions)
Career	2 (on two occasions)	Career	1 (on seven occasions)
Steals	1 (on four occasions)	Minutes	16 (vs. Maryland 12/4/11)
Season	1 (on four occasions)	Season	16 (vs. Maryland 12/4/11)
Career	2 (vs. Louisville 2/17/10)	Career	16 (vs. Maryland 12/4/11)
Blocks	2 (on two occasions)		
Season	2 (on two occasions)		
Career	2 (on two occasions)		

Game-By-Game Stats

	Start	FG-A	3P-A	FT-A	Reb	PF	TP	A	TO	BK	S	Min
Mississippi Valley State		3-4	0-0	0-0	2	0	6	0	0	1	1	8
Detroit		0-1	0-0	0-2	0	0	0	0	0	0	0	1
Sam Houston State		1-1	0-0	0-0	2	1	2	2	1	1	0	11
Delaware State		4-5	0-0	1-2	5	3	9	1	1	0	0	12
Missouri		0-0	0-0	0-0	1	0	0	0	0	0	0	4
Georgia		0-0	0-0	0-0	0	0	0	0	0	0	0	1
Bryant		3-4	0-0	0-0	4	1	6	1	0	0	0	10
Gonzaga		0-1	0-0	0-0	0	2	0	0	2	0	1	4
Maryland		0-2	0-0	0-2	7	1	0	0	0	2	0	16
Maine		1-1	0-0	0-2	1	1	2	2	1	0	1	11
Dartmouth		2-3	0-0	0-0	2	5	4	0	1	2	1	11
Indiana												
Sacred Heart												
Pittsburgh												
Cincinnati												
Louisville												
South Florida												
Connecticut												
Rutgers												
Syracuse												
Seton Hall												
Connecticut												
Marquette												
West Virginia												
DePaul												
Rutgers												
Villanova												
West Virginia												
St. John's												
Georgetown												
Providence												

Career Stats vs. The BIG EAST

Opponent	GP-GS	Min.	FG-A	3PT-A	FT-A	Reb.	A	PF	B	S	Pts.
Cincinnati	0-0	0	0-0	0-0	0-0	0/0.0	0	0	0	0	0/0.0
Connecticut	1-0	1	0-0	0-0	0-0	0/0.0	0	0	0	0	0/0.0
DePaul	0-0	0	0-0	0-0	0-0	0/0.0	0	0	0	0	0/0.0
Georgetown	0-0	0	0-0	0-0	0-0	0/0.0	0	0	0	0	0/0.0
Louisville	1-0	10	1-2	0-0	0-0	1/1.0	0	5	0	2	2/2.0
Marquette	1-0	2	1-1	0-0	0-0	0/0.0	0	0	0	0	2/2.0
Pittsburgh	1-0	3	0-1	0-0	0-0	0/0.0	0	0	0	0	0/0.0
Providence	0-0	0	0-0	0-0	0-0	0/0.0	0	0	0	0	0/0.0
Rutgers	0-0	0	0-0	0-0	0-0	0/0.0	0	0	0	0	0/0.0
St. John's	1-0	2	0-0	0-0	0-0	0/0.0	0	0	1	0	0/0.0
Seton Hall	0-0	0	0-0	0-0	0-0	0/0.0	0	0	0	0	0/0.0
USF	0-0	0	0-0	0-0	0-0	0/0.0	0	0	0	0	0/0.0
Syracuse	1-0	1	0-0	0-0	0-0	0/0.0	0	0	0	0	0/0.0
Villanova	0-0	0	0-0	0-0	0-0	0/0.0	0	0	0	0	0/0.0
West Virginia	0-0	0	0-0	0-0	0-0	0/0.0	0	0	0	0	0/0.0

Career Statistics

Season	GP-GS	Min	Avg	FG-A	Pct	3FG-A	Pct	FT-A	Pct	O-D-TOT	Avg	PF-FO	Ast	TO	Blk	Stl	Pts	Avg
2009-10	13-0	71	5.5	10-22	.455	1-4	.250	3-7	.429	8-6-14	1.1	13-1	2	4	1	4	24	1.8
2010-11	10-0	52	5.2	8-20	.400	0-0	.000	2-6	.333	6-4-10	1.0	8-0	1	2	2	0	18	1.8
2011-12	11-0	89	8.1	14-22	.636	0-0	.000	1-8	.125	12-12-24	2.2	14-1	6	6	6	4	29	2.6
TOTAL	34-0	212	6.2	32-64	.500	1-4	.250	6-21	.286	26-22-48	1.4	35-2	9	12	9	8	71	2.1

Career BIG EAST Statistics

Season	GP-GS	Min	Avg	FG-A	Pct	3FG-A	Pct	FT-A	Pct	O-D-TOT	Avg	PF-FO	Ast	TO	Blk	Stl	Pts	Avg
2009-10	3-0	14	4.7	1-3	.333	0-0	.000	0-0	.000	1-0-1	0.3	5-1	0	1	0	2	2	0.7
2010-11	3-0	5	1.7	1-1	1.000	0-0	.000	0-0	.000	0-0-0	0.0	0-0	0	0	0	0	2	0.7
2011-12	0-0	0	0.0	0-0	.000	0-0	.000	0-0	.000	0-0-0	0.0	0-0	0	0	0	0	0	0.0
TOTAL	6-0	19	3.2	2-4	.500	0-0	.000	0-0	.000	1-0-1	0.2	5-1	0	1	0	2	4	0.7



45 Jack Cooley | Junior • Forward

6-9 • 248
Glenview, Ill. • Glenbrook South

Career Games With:

Double Figure Points.....	7
20-Plus Points.....	2
30-Plus Points.....	N/A
10-Plus Rebounds.....	3
10-Plus Assists.....	N/A
Double-Double.....	2

2011-12 Honors, Awards & Accomplishments

- First career start versus Mississippi Valley State (11/12/11)
- Set career marks in assists (4) and steals (3) against Sam Houston State (11/16/11)
- Registered first career double-double with 11 points (including then-career-high 7 free throws) and a career-best 17 rebounds against Delaware State (11/18/11) in a career-high 31 minutes of action
- Matched career best with 3 steals against Missouri (11/21/11)
- Recorded career best 2 blocks for fifth time in career against Georgia (11/22/11)
- Posted second double-double of the season (22 points, 14 rebounds) against Maine (12/8/11) ... 22 points marked a career best, including career high 8 FT's
- Matched career high in points (22) while blocking a career best four shots against Dartmouth (12/10/11)
- Named to the BIG EAST Weekly Honor Roll on 12/12/11

Season and Career Bests

Points	22 (on two occasions)	FG's	9 (vs. Dartmouth 12/10/11)
Season	22 (on two occasions)	Career	9 (on two occasions)
Rebounds	17 (vs. Delaware St. 11/18/11)	3PT FG's	--
Season	17 (vs. Delaware St. 11/18/11)	Season	--
Career	17 (vs. Delaware St. 11/18/11)	Career	--
Assists	4 (vs. Sam Houston 11/16/11)	FT's	8 (vs. Maine 12/8/11)
Season	4 (vs. Sam Houston 11/16/11)	Season	8 (vs. Maine 12/8/11)
Career	4 (vs. Sam Houston 11/16/11)	Career	8 (vs. Maine 12/8/11)
Steals	3 (on two occasions)	Minutes	31 (vs. Delaware St. 11/18/11)
Season	3 (on two occasions)	Season	31 (vs. Delaware St. 11/18/11)
Career	3 (on two occasions)	Career	31 (vs. Delaware St. 11/18/11)
Blocks	4 (vs. Dartmouth 12/10/11)		
Season	4 (vs. Dartmouth 12/10/11)		
Career	4 (vs. Dartmouth 12/10/11)		

Game-By-Game Stats

	Start	FG-A	3P-A	FT-A	Reb	PF	TP	A	TO	BK	S	Min
Mississippi Valley State	*	0-5	0-0	3-4	10	3	3	1	1	1	0	17
Detroit	*	3-3	0-0	1-1	8	4	7	2	4	2	0	22
Sam Houston State	*	2-3	0-0	2-4	6	3	6	4	3	1	3	24
Delaware State	*	2-7	0-0	7-8	17	2	11	1	2	0	0	31
Missouri	*	0-1	0-0	0-0	1	1	0	0	0	0	3	18
Georgia	*	1-1	0-0	0-3	6	2	2	0	1	2	1	22
Bryant		2-3	0-0	0-0	2	1	4	1	2	0	0	10
Gonzaga	*	3-7	0-0	0-1	6	1	6	0	1	0	0	21
Maryland												DNP-illness
Maine		7-11	0-0	8-9	14	3	22	1	1	2	0	27
Dartmouth	*	9-11	0-0	4-4	9	2	22	1	1	4	1	25
Indiana												
Sacred Heart												
Pittsburgh												
Cincinnati												
Louisville												
South Florida												
Connecticut												
Rutgers												
Syracuse												
Seton Hall												
Connecticut												
Marquette												
West Virginia												
DePaul												
Rutgers												
Villanova												
West Virginia												
St. John's												
Georgetown												
Providence												

Career Stats vs. The BIG EAST

Opponent	GP-GS	Min.	FG-A	3PT-A	FTA	Reb.	A	PF	B	S	Pts.
Cincinnati	3-0	21	2-3	0-0	0-0	7/2.3	0	2	2	0	4/1.3
Connecticut	4-0	40	3-7	0-0	1-2	14/3.5	0	5	0	1	7/1.8
DePaul	1-0	7	1-2	0-0	1-2	1/1.0	1	3	0	0	3/3.0
Georgetown	2-0	17	3-3	0-0	0-0	4/2.0	0	0	0	0	6/3.0
Louisville	3-0	51	8-8	0-0	0-1	14/4.7	0	10	3	3	16/5.3
Marquette	2-0	11	0-2	0-0	0-0	3/1.5	0	2	0	0	0/0.0
Pittsburgh	2-0	23	1-2	0-0	0-1	5/2.5	0	5	2	0	2/1.0
Providence	1-0	8	1-2	0-0	0-0	2/2.0	2	0	0	0	2/2.0
Rutgers	1-0	4	1-2	0-0	0-0	1/1.0	0	0	1	0	2/2.0
St. John's	3-0	29	2-5	0-0	3-6	8/2.7	0	4	2	1	7/2.3
Seton Hall	1-0	5	0-0	0-0	0-2	1/1.0	0	1	0	0	0/0.0
USF	2-0	16	9-10	0-0	0-1	8/4.0	0	2	1	1	18/9.0
Syracuse	1-0	12	2-3	0-0	0-0	2/2.0	0	2	1	0	4/4.0
Villanova	2-0	14	0-0	0-0	0-0	5/2.5	1	1	1	0	0/0.0
West Virginia	1-0	9	0-2	0-0	0-0	3/3.0	1	1	0	0	0/0.0

Career Statistics

Season	GP-GS	Min	Avg	FG-A	Pct	3FG-A	Pct	FT-A	Pct	O-D-TOT	Avg	PF-FO	Ast	TO	Blk	Stl	Pts	Avg
2009-10	21-0	111	5.3	8-20	.400	0-0	.000	4-12	.333	22-15-37	1.8	19-1	1	4	5	3	20	1.0
2010-11	34-0	351	10.3	55-84	.655	0-0	.000	15-29	.517	53-53-106	3.1	51-0	11	11	18	8	125	3.7
2011-12	10-8	217	21.7	29-52	.558	0-0	.000	25-34	.735	30-49-79	7.9	22-0	11	16	12	8	83	8.3
TOTAL	65-8	679	10.4	92-156	.590	0-0	.000	44-75	.587	105-117-222	3.4	92-1	23	31	35	19	228	3.5

Career BIG EAST Statistics

Season	GP-GS	Min	Avg	FG-A	Pct	3FG-A	Pct	FT-A	Pct	O-D-TOT	Avg	PF-FO	Ast	TO	Blk	Stl	Pts	Avg
2009-10	9-0	59	6.6	4-6	.667	0-0	.000	1-4	.250	7-8-15	1.7	14-1	0	1	2	2	9	1.0
2010-11	18-0	177	9.8	25-40	.625	0-0	.000	4-11	.364	23-27-50	2.8	23-0	5	4	8	3	54	3.0
2011-12	0-0	0	0.0	0-0	.000	0-0	.000	0-0	.000	0-0-0	0.0	0-0	0	0	0	0	0	0.0
TOTAL	27-0	236	8.7	29-46	.630	0-0	.000	5-15	.333	30-35-65	2.4	37-1	5	5	10	5	63	2.3

Game #1
Notre Dame 80, Mississippi Valley State 67
 Notre Dame, Ind. (Purcell Pavilion)
 November 12, 2011

Mississippi Valley State	FG-A	3FG-A	FT-A	REB	PF	TP	A	TO	BK	ST	MIN
Amos Stuidvant	6-9	0-0	0-0	1-4-5	4	12	0	1	0	0	33
Falando Jones	5-11	1-2	2-3	4-1-5	5	13	1	4	0	1	27
Paul Crosby	3-9	1-3	0-0	1-3-4	4	7	3	3	0	0	31
Terrence Joyner	5-15	3-10	1-5	1-8-9	1	14	5	3	0	2	33
Kevin Burwell	6-9	2-4	0-0	0-2-2	3	14	4	0	0	0	30
Luka Pajkovic	0-0	0-0	0-0	0-1-1	1	0	3	0	0	1	5
Brent Arrington	1-2	1-2	0-0	0-0-0	3	3	0	1	0	0	17
Cor-J Cox	2-7	0-1	0-0	0-2-2	2	4	0	0	0	1	23
Blake Ralling	0-1	0-1	0-0	0-0-0	0	0	0	0	0	0	1
Team				2-0-2							
Totals	28-63	8-23	3-8	9-21-30	23	67	16	12	0	5	200
Total FG%	1st Half: 13-31, 41.9%			2nd Half: 15-32, 46.9%							Game: 44.4%
3-PT FG%	1st Half: 3-9, 33.3%			2nd Half: 5-14, 35.7%							Game: 34.8%
FT %	1st Half: 1-4, 25.0%			2nd Half: 2-4, 50.0%							Game: 37.5%

Notre Dame	FG-A	3FG-A	FT-A	REB	PF	TP	A	TO	BK	ST	MIN
Jack Cooley	0-5	0-0	3-4	4-6-10	3	3	1	1	1	0	17
Eric Atkins	6-7	3-3	12-12	0-4-4	3	27	6	4	0	1	37
Scott Martin	6-14	2-6	1-2	1-4-5	3	15	2	3	0	1	34
Jerian Grant	4-7	2-3	1-1	1-1-2	1	11	5	1	0	2	33
Joey Brooks	3-6	1-2	2-4	1-3-4	1	9	3	2	0	0	29
Patrick Crowley	0-0	0-0	0-0	0-0-0	0	0	0	0	0	0	1
Alex Dragicevich	2-7	0-3	3-4	2-2-4	0	7	2	0	0	0	21
Pat Connaughton	0-4	0-2	2-2	0-4-4	1	2	0	0	0	0	15
Tom Knight	0-0	0-0	0-0	0-2-2	0	0	0	0	0	0	5
Mike Broghammer	3-4	0-0	0-0	1-1-2	0	6	0	0	1	1	8
Team				0-2-2							
Totals	24-54	8-19	24-29	10-29-39	12	80	19	11	2	5	200
Total FG%	1st Half: 13-27, 48.1%			2nd Half: 11-27, 40.7%							Game: 44.4%
3-PT FG%	1st Half: 5-11, 45.5%			2nd Half: 3-8, 37.5%							Game: 42.1%
FT %	1st Half: 7-8, 87.5%			2nd Half: 17-21, 81.0%							Game: 82.8%

SCORE BY PERIODS
 Mississippi Valley State 1 2 F
 Notre Dame 30 37 67
 38 42 80

OFFICIALS: Tim Clougherty, Jeff Clark, Alfred Smith
TECHNICALS: Mississippi Valley State - TEAM 2. Notre Dame - None.
ATTENDANCE: 7,087

Notes: The contest was the first-ever meeting between the Irish and Mississippi Valley State ... Notre Dame extended its home win streak at Purcell Pavilion to 20 games ... The Irish have won 13 straight season openers (all 12 under Mike Brey) and are now 89-18 all-time in season openers ... Notre Dame has made a three-pointer in 409 consecutive games ... Making the first starts of their career were Joey Brooks, Jack Cooley and Jerian Grant ... Eric Atkins' 27 points were a career high and he reached double figures for the eighth time in his career ... He also made a career-high three three-pointers and 12 free throws ... Jerian Grant's 11 points were a career high ... Mike Broghammer's six points were a career best ... Jack Cooley notched double figures in rebounds for the first time in his career ... Scott Martin's 15 points marked the 33rd time that he reached double figures in his career.

Game #3
Notre Dame 74, Sam Houston State 41
 Notre Dame, Ind. (Purcell Pavilion)
 November 16, 2011 • Progressive CBE Classic

Sam Houston State	FG-A	3FG-A	FT-A	REB	PF	TP	A	TO	BK	ST	MIN
Steven Werner	2-4	0-0	0-0	1-2-3	5	4	0	1	0	0	15
Marcus James	6-14	3-4	1-2	1-7-8	1	16	0	4	1	1	30
Darius Gatson	1-7	0-3	0-0	0-1-1	1	2	2	2	0	1	22
Demarcus Gallin	2-8	0-3	0-0	1-5-6	2	4	3	5	0	1	33
Konner Tucker	2-7	0-3	1-1	0-2-2	2	5	1	1	0	0	36
Marquel McKinney	0-1	0-1	0-0	0-1-1	1	0	0	0	0	0	5
Aaron Harwell	1-3	0-0	0-0	0-2-2	0	2	3	1	0	0	16
Cameron Sadler	0-0	0-0	0-0	0-0-0	0	0	0	0	0	0	1
Aaron Thompson	1-5	0-1	0-0	0-0-0	1	2	1	1	0	0	16
Wesley Fritz	0-0	0-0	0-0	0-0-0	0	0	0	0	0	0	1
Michael Holyfield	3-4	0-0	0-2	2-6-8	4	6	1	3	0	0	25
Team				2-1-3							
Totals	18-53	3-15	2-5	7-27-34	17	41	11	18	1	3	200
Total FG%	1st Half: 7-24, 29.2%			2nd Half: 11-29, 37.9%							Game: 34.0%
3-PT FG%	1st Half: 1-5, 20.0%			2nd Half: 2-10, 20.0%							Game: 20.0%
FT %	1st Half: 1-1, 100.0%			2nd Half: 1-4, 25.0%							Game: 40.0%

Notre Dame	FG-A	3FG-A	FT-A	REB	PF	TP	A	TO	BK	ST	MIN
Jack Cooley	2-3	0-0	2-4	2-4-6	3	6	4	3	1	3	24
Alex Dragicevich	2-6	1-4	2-4	0-3-3	0	7	3	1	1	0	33
Scott Martin	4-9	2-4	1-2	1-4-5	3	11	1	2	0	1	30
Jerian Grant	6-6	1-1	4-7	0-6-6	0	17	7	1	0	2	36
Joey Brooks	0-4	0-0	0-0	0-1-1	1	0	1	0	0	0	12
Patrick Crowley	0-1	0-0	0-0	0-1-1	0	0	0	0	0	0	2
Pat Connaughton	9-14	6-10	0-1	0-5-5	1	24	1	1	0	2	33
Tom Knight	3-7	0-0	1-2	0-1-1	1	7	2	0	0	2	19
Mike Broghammer	1-1	0-0	0-0	0-2-2	1	2	2	1	1	0	11
Team				0-2-2							
Totals	27-51	10-19	10-20	3-29-32	10	74	21	9	3	10	200
Total FG%	1st Half: 13-22, 59.1%			2nd Half: 14-29, 48.3%							Game: 52.9%
3-PT FG%	1st Half: 6-10, 60.0%			2nd Half: 4-9, 44.4%							Game: 52.6%
FT %	1st Half: 6-11, 54.5%			2nd Half: 4-9, 44.4%							Game: 50.0%

SCORE BY PERIODS
 Sam Houston State 1 2 F
 Notre Dame 16 25 41
 38 36 74

OFFICIALS: Guy Pagano, Jim Bruno, Rob Riley
TECHNICALS: Sam Houston State - None. Notre Dame - None.
ATTENDANCE: 6,614

Notes: Notre Dame is off to a 3-0 start for the fourth straight season ... The 41 points allowed were the fewest by an Irish team since Monmouth scored 33 on Nov. 16, 2007 ... The 16 points by Sam Houston State in the first half were the fewest by a Notre Dame opponent in the a half since California scored five first-half points on Nov. 26, 2010 ... Pat Connaughton 24 points were the most by an Irish freshman since Torin Francis had 25 against Arizona on March 27, 2003 ... Connaughton's six three-pointers were the most for an Irish freshman since Chris Thomas had six against Connecticut on March 8, 2002 ... Notre Dame upped its home win streak to 22 straight games ... Jerian Grant's career high 17 points marked his third straight game in double figures ... Grant is the first player since Luke Harangody in 2006-07 to score in double figures in his first three collegiate outings ... Tom Knight's seven points matched his career high.

Game #2
Notre Dame 59, Detroit 53
 Notre Dame, Ind. (Purcell Pavilion)
 November 14, 2011 • Progressive CBE Classic

Detroit	FG-A	3FG-A	FT-A	REB	PF	TP	A	TO	BK	ST	MIN
LaMarcus Lowe	4-8	0-0	0-0	4-6-10	5	8	1	2	5	0	23
Nick Minnerath	1-4	0-0	0-1	0-1-1	4	2	0	0	0	0	24
Chase Simon	6-23	1-4	0-0	2-9-11	2	13	2	2	1	4	37
Ray McCallum	7-17	4-8	2-2	3-4-7	4	20	4	2	0	1	37
Jason Calliste	1-9	1-7	2-2	2-2-4	3	5	4	1	0	0	34
Donavan Foster	0-1	0-0	0-2	1-0-1	2	0	1	4	0	0	15
PJ Boutte	0-0	0-0	0-0	0-0-0	0	0	0	0	0	0	1
Doug Anderson	2-6	0-2	1-1	3-3-6	4	5	1	0	1	0	25
Evan Bruinsma	0-0	0-0	0-0	0-0-0	2	0	0	0	0	0	4
Team				2-2-4							
Totals	21-68	6-21	5-8	17-27-44	26	53	13	12	7	5	200
Total FG%	1st Half: 11-30, 36.7%			2nd Half: 10-38, 26.3%							Game: 30.9%
3-PT FG%	1st Half: 6-14, 42.9%			2nd Half: 0-7, 0.0%							Game: 28.6%
FT %	1st Half: 3-5, 60.0%			2nd Half: 2-3, 66.7%							Game: 62.5%

Notre Dame	FG-A	3FG-A	FT-A	REB	PF	TP	A	TO	BK	ST	MIN
Jack Cooley	3-3	0-0	1-1	2-6-8	4	7	2	4	2	0	22
Eric Atkins	4-9	0-2	5-8	0-2-2	1	13	4	3	0	0	39
Scott Martin	1-7	1-5	0-0	1-5-6	2	3	0	3	0	1	39
Jerian Grant	4-10	3-6	0-0	0-2-2	0	11	3	1	0	1	30
Joey Brooks	3-9	0-0	7-13	2-7-9	3	13	2	1	0	2	35
Alex Dragicevich	0-2	0-1	2-4	0-2-2	0	2	1	0	1	0	13
Pat Connaughton	4-5	0-1	2-3	2-7-9	2	10	0	1	0	0	20
Tom Knight	0-1	0-0	0-0	0-1-1	0	0	0	0	0	0	1
Mike Broghammer	0-1	0-0	0-2	0-0-0	0	0	0	0	0	0	1
Team				3-0-3							
Totals	19-47	4-15	17-31	10-32-42	12	59	12	13	3	4	200
Total FG%	1st Half: 9-23, 39.1%			2nd Half: 10-24, 41.7%							Game: 40.4%
3-PT FG%	1st Half: 2-7, 28.6%			2nd Half: 2-8, 25.0%							Game: 26.7%
FT %	1st Half: 8-14, 57.1%			2nd Half: 9-17, 52.9%							Game: 54.8%

SCORE BY PERIODS
 Detroit 1 2 F
 Notre Dame 31 22 53
 28 31 59

OFFICIALS: Steve Skiles, Larry Sciroto, Glenn Mayborg
TECHNICALS: Detroit - None. Notre Dame - None.
ATTENDANCE: 6,720

Notes: Notre Dame extended its current home win streak to 21 games ... This was the first meeting between the two schools since 1993 and 53rd overall ... With the win, the Irish snapped a two-game losing streak to the Titans and improved to 41-12 all-time ... Notre Dame hit a three-point field for the 410th consecutive game ... Eric Atkins netted consecutive double-figure outings for the third time in his career and now has nine career games with 10 or more points ... Atkins' 39 minutes played were a career high ... Joey Brooks' 13 points and nine rebounds were both career bests ... Pat Connaughton's 10 points and nine rebounds were career-highs in just his second collegiate outing ... Jerian Grant netted double figures for the second straight game.

Game #4
Notre Dame 93, Delaware State 69
 Notre Dame, Ind. (Purcell Pavilion)
 November 18, 2011

Delaware State	FG-A	3FG-A	FT-A	REB	PF	TP	A	TO	BK	ST	MIN
Marques Oliver	4-7	0-0	1-1	1-1-2	5	9	0	2	0	1	19
Kendall Gray	3-5	0-0	3-5	2-0-2	2	9	2	1	6	1	28
Jay Threatt	0-7	0-2	2-2	2-5-7	3	2	7	1	0	3	32
Tahj Tate	9-17	4-6	7-11	1-1-2	1	29	1	0	0	1	39
Casey Walker	1-7	1-4	2-2	0-2-2	3	5	1	2	0	0	31
Jabari Joyner	0-0	0-0	0-0	0-0-0	0	0	0	0	0	0	0+
Tyshawn Bell	3-3	2-2	0-0	1-1-2	4	8	0	1	0	1	13
Kasim Abdulwali	0-0	0-0	0-0	0-0-0	3	0	0	0	0	0	8
Amere May	2-8	1-3	2-5	0-3-3	1	7	1	2	0	0	28
Michael Cogger	0-0	0-0	0-0	0-1-1	0	0	0	0	0	0	2
Team				3-0-3							
Totals	22-54	8-17	17-26	10-14-24	22	69	12	8	7	6	200
Total FG%	1st Half: 9-21, 42.9%			2nd Half: 13-33, 39.4%							Game: 40.7%
3-PT FG%	1st Half: 4-8, 50.0%			2nd Half: 4-9, 44.4%							Game: 47.1%
FT %	1st Half: 8-12, 66.7%			2nd Half: 9-14, 							

Game #5
Missouri 87, Notre Dame 58
Kansas City, Mo. (Sprint Center)
November 21, 2011 • Progressive CBE Classic Semifinal

Missouri	FG-A	3FG-A	FT-A	REB	PF	TP	A	TO	BK	ST	MIN
Ricardo Ratliffe	6-9	0-0	0-0	1-7-8	3	12	2	0	1	2	21
Phil Pressey	6-10	1-2	4-4	0-4-4	0	17	2	0	0	2	33
Matt Pressey	2-7	0-1	3-4	1-4-5	3	7	1	1	0	0	23
Marcus Denmon	9-11	2-3	6-7	0-4-4	3	26	0	1	0	0	25
Kim English	4-5	2-2	0-0	1-5-6	2	10	4	3	2	2	34
Michael Dixon	3-10	0-3	0-0	0-5-5	1	6	2	2	0	2	34
Kadeem Green	1-1	0-0	3-4	0-2-2	3	5	0	0	0	0	8
Jarrett Sutton	0-0	0-0	0-0	0-0-0	0	0	0	0	0	0	4
Steve Moore	1-2	0-0	2-2	0-2-2	2	4	1	1	2	1	16
Andy Rosburg	0-0	0-0	0-0	0-0-0	0	0	0	0	0	0	2
Team				1-1-2							
Totals	32-55	5-11	18-21	4-34-38	17	87	12	8	5	10	200
Total FG%	1st Half: 19-30, 63.3%		2nd Half: 13-25, 52.0%		Game: 58.2%						
3-PT FG%	1st Half: 3-7, 42.9%		2nd Half: 2-4, 50.0%		Game: 45.5%						
FT %	1st Half: 11-13, 84.6%		2nd Half: 7-8, 87.5%		Game: 85.7%						

Deadball Rebounds: 3

Notre Dame	FG-A	3FG-A	FT-A	REB	PF	TP	A	TO	BK	ST	MIN
Tim Abramaitis	9-18	0-4	4-5	2-6-8	2	22	3	4	0	0	38
Jack Cooley	0-1	0-0	0-0	0-1-1	1	0	0	0	0	3	18
Eric Atkins	2-8	1-1	2-2	0-1-1	3	7	1	3	0	0	32
Scott Martin	3-8	1-3	5-6	1-4-5	2	12	1	2	0	2	31
Jerian Grant	3-8	0-2	0-1	0-1-1	2	6	2	2	0	0	27
Alex Dragicovich	0-2	0-2	0-0	0-0-0	3	0	0	1	0	0	10
Pat Connaughton	2-4	1-2	2-3	1-4-5	1	7	0	0	1	0	26
Joey Brooks	1-5	1-2	1-2	0-1-1	2	4	1	1	0	0	14
Mike Broghammer	0-0	0-0	0-0	0-1-1	0	0	0	0	0	0	4
Team				1-0-1							
Totals	20-54	4-16	14-19	5-19-24	16	58	8	13	1	5	200
Total FG%	1st Half: 13-26, 50.0%		2nd Half: 7-28, 25.0%		Game: 37.0%						
3-PT FG%	1st Half: 2-5, 40.0%		2nd Half: 2-11, 18.2%		Game: 25.0%						
FT %	1st Half: 9-11, 81.8%		2nd Half: 5-8, 62.5%		Game: 73.7%						

Deadball Rebounds: 0

SCORE BY PERIODS
 Missouri 1 2 F
 37 21 58
 Notre Dame
OFFICIALS: Rick Hartzell, Tim Gattis, Brent Dugas
TECHNICALS: Missouri - None. Notre Dame - None.
ATTENDANCE: 11,436

Notes: Missouri and Notre Dame met for the ninth time and the first time since Jan. 12, 1995 ... With the win, the Tigers lead the all-time series 7-2 ... Tim Abramaitis returned to the Irish lineup and registered the 22nd 20-plus scoring effort of his career ... Notre Dame's 29-point deficit was the largest since a 31-point loss (101-70) to Connecticut on Jan. 12, 1999 ... Notre Dame has now made a three-point field goal in 413 consecutive games ... Abramaitis led the Irish in scoring for the 17th time in his career ... Scott Martin netted double figures for the fourth time in five games and 36th time in his career ... Notre Dame used its fourth different starting lineup of the season.

Game #7
Notre Dame 84, Bryant 59
Notre Dame, Ind. (Purcell Pavilion)
November 27, 2011

Bryant	FG-A	3FG-A	FT-A	REB	PF	TP	A	TO	BK	ST	MIN
Alex Francis	10-22	0-0	2-3	2-4-6	1	22	0	3	0	0	33
Claybrin McMath	3-7	1-3	0-0	1-0-1	1	7	0	0	0	0	25
Corey Maynard	4-10	2-8	1-2	0-7-7	3	11	4	1	0	2	34
Troy Robinson	0-3	0-2	0-0	1-4-5	3	0	1	1	0	0	33
Frankie Dobbs	3-14	3-10	4-4	4-4-8	2	13	7	1	0	2	38
Erick Smith	0-0	0-0	0-0	0-0-0	0	0	0	0	0	0	2
Dan Calandrillo	1-3	0-2	0-0	0-0-0	0	2	0	0	0	0	5
Raphael Jordan	0-1	0-0	0-0	0-0-0	0	0	0	0	0	0	1
Jordan Harris	1-2	0-1	0-0	1-0-1	2	2	0	0	0	0	10
Vlad Kondratyev	1-2	0-0	0-2	0-2-2	2	2	0	1	0	0	9
Ben Allit	0-1	0-0	0-0	0-0-0	0	0	0	2	1	0	10
Team				1-2-3							
Totals	23-65	6-26	7-11	10-23-33	14	59	12	9	1	4	200
Total FG%	1st Half: 12-35, 34.3%		2nd Half: 11-30, 36.7%		Game: 35.4%						
3-PT FG%	1st Half: 3-12, 25.0%		2nd Half: 3-14, 21.4%		Game: 23.1%						
FT %	1st Half: 1-1, 100.0%		2nd Half: 6-10, 60.0%		Game: 63.6%						

Deadball Rebounds: 1

Notre Dame	FG-A	3FG-A	FT-A	REB	PF	TP	A	TO	BK	ST	MIN
Eric Atkins	5-10	3-4	5-7	2-2-4	0	18	9	2	0	2	36
Scott Martin	5-12	1-4	1-2	1-7-8	3	12	0	1	0	1	28
Jerian Grant	3-7	2-4	4-4	2-9-11	0	12	7	1	0	1	33
Pat Connaughton	1-5	0-1	0-0	0-3-3	0	2	3	1	0	0	24
Joey Brooks	5-7	2-2	1-2	1-5-6	3	13	2	2	3	0	24
Patrick Crowley	0-2	0-2	0-0	0-0-0	0	0	0	0	0	0	2
Alex Dragicovich	5-11	3-8	0-0	0-4-4	1	13	0	1	0	0	25
Tom Knight	2-3	0-0	0-0	0-0-0	2	4	1	0	0	0	8
Mike Broghammer	3-4	0-0	0-0	4-0-4	1	6	1	0	0	0	10
Jack Cooley	2-3	0-0	0-0	0-2-2	1	4	1	2	0	0	10
Team				1-3-4							
Totals	31-64	11-25	11-15	11-35-46	11	84	24	10	3	4	200
Total FG%	1st Half: 18-36, 50.0%		2nd Half: 13-28, 46.4%		Game: 48.4%						
3-PT FG%	1st Half: 7-13, 53.8%		2nd Half: 4-12, 33.3%		Game: 44.0%						
FT %	1st Half: 4-6, 66.7%		2nd Half: 7-9, 77.8%		Game: 73.3%						

Deadball Rebounds: 3

SCORE BY PERIODS
 Bryant 1 2 F
 28 31 59
 Notre Dame
OFFICIALS: James Breeding, Rob Riley, Evon Burroughs
TECHNICALS: Bryant - TEAM. Notre Dame - None.
ATTENDANCE: 7,138

Notes: Notre Dame won its 24th straight home game with the victory ... The Irish used its fourth different starting lineup in the last five games ... Notre Dame had five players in double figures for the first time this season ... The 47 first-half points were the most for an Irish team in the first half of play ... Eric Atkins reached double figures for the fourth time while his nine assists were a career high ... Joey Brooks' 13 points matched a career high ... Alex Dragicovich reached double figures for the second time ... Jerian Grant's 12 points and career-high 11 rebounds marked his first career double double.

Game #6
Georgia 61, Notre Dame 57
Kansas City, Mo. (Sprint Center)
November 22, 2011 • Progressive CBE Classic Consolation

Notre Dame	FG-A	3FG-A	FT-A	REB	PF	TP	A	TO	BK	ST	MIN
Tim Abramaitis	1-12	0-7	4-4	0-6-6	5	6	2	2	0	1	38
Jack Cooley	1-1	0-0	0-3	1-5-6	2	2	0	1	2	1	22
Eric Atkins	4-8	1-1	3-4	1-1-2	3	12	1	4	0	2	38
Scott Martin	2-9	0-5	2-2	1-2-3	3	6	0	1	1	2	34
Jerian Grant	4-7	2-4	10-11	1-4-5	2	20	4	0	0	1	39
Alex Dragicovich	0-1	0-0	0-0	0-0-0	1	0	0	0	0	0	7
Pat Connaughton	4-7	1-3	2-4	0-0-0	0	11	0	0	0	0	18
Joey Brooks	0-1	0-0	0-0	0-0-0	0	0	0	0	0	0	3
Mike Broghammer	0-0	0-0	0-0	0-0-0	0	0	0	0	0	0	1
Team				1-0-1							
Totals	16-46	4-20	21-28	5-18-23	16	57	7	8	3	7	200
Total FG%	1st Half: 8-21, 38.1%		2nd Half: 8-25, 32.0%		Game: 34.8%						
3-PT FG%	1st Half: 2-10, 20.0%		2nd Half: 2-10, 20.0%		Game: 20.0%						
FT %	1st Half: 11-14, 78.6%		2nd Half: 10-14, 71.4%		Game: 75.0%						

Deadball Rebounds: 3

Georgia	FG-A	3FG-A	FT-A	REB	PF	TP	A	TO	BK	ST	MIN
Donte' Williams	4-11	0-0	1-5	3-4-7	3	9	0	2	0	2	32
John Floures	0-1	0-0	0-0	0-1-1	2	0	1	0	1	1	12
Kentavious Caldwell-Pope	5-12	4-9	2-4	1-4-5	3	16	0	3	0	1	31
Dustin Ware	2-7	2-5	2-2	0-2-2	2	8	2	1	0	1	29
Vincent Williams	3-5	2-3	0-0	0-1-1	1	8	2	0	0	0	16
Marcus Thornton	0-4	0-1	0-0	3-5-8	4	0	2	1	0	0	24
Connor Nolte	0-0	0-0	0-0	0-0-0	0	0	0	0	0	0	4
Gerald Robinson	3-6	1-3	0-0	1-3-4	3	7	6	5	0	2	25
Sherrard Brantley	1-3	1-3	0-0	0-0-0	1	3	1	1	0	0	12
John Cannon	0-0	0-0	0-0	0-0-0	1	0	0	0	0	0	1
Nemanja Djurisic	4-4	2-2	0-0	0-3-3	2	10	0	3	0	0	14
Team				3-3-6							
Totals	22-53	12-26	5-11	11-26-37	22	61	14	14	3	5	200
Total FG%	1st Half: 12-31, 38.7%		2nd Half: 10-22, 45.5%		Game: 41.5%						
3-PT FG%	1st Half: 7-17, 41.2%		2nd Half: 5-9, 55.6%		Game: 46.2%						
FT %	1st Half: 0-0, 0.0%		2nd Half: 5-11, 45.5%		Game: 45.5%						

Deadball Rebounds: 4

SCORE BY PERIODS
 Notre Dame 1 2 F
 29 28 57
 Georgia 31 30 61
OFFICIALS: Sean Casey, Kyle Ingram, Marc Ellard
TECHNICALS: Notre Dame - None. Georgia - None.
ATTENDANCE: 10,747

Notes: This was the third meeting ever between the two schools and the second straight that the Irish and Bulldogs had faced each other in a tournament ... Notre Dame is now 20-8 all-time in in-season tournament games under head coach Mike Brey ... Jerian Grant's 20 points were a career high ... Grant became the fifth Notre Dame player to score 20 or more points in a game this season ... The loss to Georgia marked the first time Notre Dame had dropped back-to-back non-conference games since the 2007-08 campaign ... Eric Atkins registered double figures for the 10th time in his career ... Pat Connaughton reached double figures for the third time this season.

Game #8
Gonzaga 73, Notre Dame 53
Spokane, Wash. (McCarthy Athletic Center)
November 30, 2011

Notre Dame	FG-A	3FG-A	FT-A	REB	PF	TP	A	TO	BK	ST	MIN
Jack Cooley	3-7	0-0	0-1	2-4-6	1	6	0	1	0	0	21
Eric Atkins	2-9	0-3	2-2	1-2-3	2	6	1	6	0	3	31
Scott Martin	0-6	0-3	1-3	0-4-4	2	1	0	2	1	1	29
Jerian Grant	5-9	0-3	6-7	0-1-1	2	16	3	4	0	1	32

Game #9 Maryland 78, Notre Dame 71
Washington, D.C. (Verizon Center)
December 4, 2011 • 2011 BB&T Classic

Notre Dame	FG-A	3FG-A	FT-A	REB	PF	TP	A	TO	BK	ST	MIN
Tom Knight	2-3	0-0	0-0	0-0-0	2	4	0	0	0	0	9
Joey Brooks	2-6	0-1	3-4	2-1-3	3	7	1	0	0	0	26
Eric Atkins	5-16	3-7	3-4	0-2-2	3	16	2	1	0	0	40
Scott Martin	2-6	1-4	2-2	2-2-4	5	7	3	2	0	0	31
Jerian Grant	8-13	0-3	4-6	1-3-4	3	20	3	2	0	2	39
Alex Dragicevich	3-5	2-4	0-0	0-0-0	2	8	1	1	2	0	14
Pat Connaughton	2-4	1-2	4-4	3-3-6	3	9	0	0	0	1	25
Mike Broghammer	0-2	0-0	0-2	2-5-7	1	0	0	0	2	0	16
Team				1-3-4							1
Totals	24-55	7-21	16-22	11-19-30	22	71	10	7	4	3	200
Total FG%	1st Half: 11-30, 36.7%			2nd Half: 13-25, 52.0%							Game: 43.6%
3-PT FG%	1st Half: 3-12, 25.0%			2nd Half: 4-9, 44.4%							Game: 33.3%
FT %	1st Half: 5-10, 50.0%			2nd Half: 11-12, 91.7%							Game: 72.7%
Deadball Rebounds:	3										
Maryland	FG-A	3FG-A	FT-A	REB	PF	TP	A	TO	BK	ST	MIN
Sean Mosley	5-8	2-3	5-6	2-4-6	3	17	3	0	1	0	36
James Padgett	3-11	0-0	5-8	4-6-10	1	11	1	2	1	0	31
Berend Weijjs	2-4	0-0	3-4	5-1-6	3	7	0	0	0	0	21
Nick Faust	1-5	1-1	0-4	0-1-1	4	3	0	3	0	0	29
Terrell Stoglin	11-20	3-4	6-7	1-4-5	2	31	2	1	0	1	37
Mychal Parker	1-3	1-2	6-6	3-4-7	1	9	2	2	0	0	28
Spencer Barks	0-1	0-0	0-0	0-0-0	0	0	0	0	0	0	3
John Auslander	0-1	0-0	0-0	0-2-2	2	0	1	0	0	0	10
Jonathan Thomas	0-0	0-0	0-0	0-0-0	0	0	0	0	0	0	4
Ashton Pankey	0-1	0-0	0-0	0-0-0	0	0	0	0	0	0	1
Team				2-1-3							0
Totals	23-54	7-10	25-35	17-23-40	16	78	9	8	2	1	200
Total FG%	1st Half: 12-25, 48.0%			2nd Half: 11-29, 37.9%							Game: 42.6%
3-PT FG%	1st Half: 4-5, 80.0%			2nd Half: 3-5, 60.0%							Game: 70.0%
FT %	1st Half: 7-11, 63.6%			2nd Half: 18-24, 75.0%							Game: 71.4%
Deadball Rebounds:	5										

SCORE BY PERIODS

	1	2	F
Notre Dame	30	41	71
Maryland	35	43	78

OFFICIALS: Carl Hess, Bryan Kersey, Pat Adams
TECHNICALS: Notre Dame - None. Maryland - None.
ATTENDANCE: 10,714

Notes: This was the 19th meeting between the two schools ... Notre Dame had won the previous two matchups ... The Irish fell to 7-4 all-time at the Verizon Center under coach Mike Brey ... The starting lineup against the Terrapins was the sixth different one used in the first nine contests ... Tom Knight made his first career start ... Jack Cooley missed the game due to illness ... The seven turnovers marked a season-low to date ... Eric Atkins netted double figures for the fifth time and played a career-high 40 minutes ... Mike Broghammer's seven rebounds were a personal best and marked the first time in his career that he led the Irish in rebounding ... Jerian Grant's 20 points matched a career high and marked the second time in his career that he scored 20 points.

Game #10 Notre Dame 87, Maine 78
Notre Dame, Ind. (Purcell Pavilion)
December 8, 2011

Maine	FG-A	3FG-A	FT-A	REB	PF	TP	A	TO	BK	ST	MIN
Alasdair Fraser	8-13	0-0	1-2	1-6-7	5	17	1	2	0	0	26
Kilian Cato	0-3	0-2	0-0	1-0-1	5	0	2	0	0	0	30
Andrew Rogers	2-3	2-3	0-0	0-1-1	1	6	7	1	0	0	24
Justin Edwards	9-19	1-4	1-1	3-3-6	2	20	4	0	0	3	38
Gerald McLemore	11-16	3-6	2-2	0-2-2	1	27	1	2	0	3	39
Jon McAllian	0-0	0-0	0-0	0-1-1	1	0	1	0	0	0	4
Raheem Singleton	1-4	0-1	0-0	0-4-4	2	2	3	1	0	0	19
Xavier Pollard	0-0	0-0	0-0	0-0-0	1	0	0	0	0	0	0+
Svetoslav Chetinov	3-5	0-0	0-0	0-0-0	2	6	0	2	0	1	20
Team				2-2-4							1
Totals	34-63	6-16	4-5	7-19-26	20	78	19	9	0	7	200
Total FG%	1st Half: 18-30, 60.0%			2nd Half: 16-33, 48.5%							Game: 54.0%
3-PT FG%	1st Half: 4-8, 50.0%			2nd Half: 2-8, 25.0%							Game: 37.5%
FT %	1st Half: 1-2, 50.0%			2nd Half: 3-3, 100.0%							Game: 80.0%
Deadball Rebounds:	1										
Notre Dame	FG-A	3FG-A	FT-A	REB	PF	TP	A	TO	BK	ST	MIN
Tom Knight	2-6	0-0	3-5	1-1-2	2	7	2	2	1	1	23
Eric Atkins	9-15	5-7	3-4	0-2-2	0	26	6	1	0	0	40
Scott Martin	2-4	0-2	0-0	0-0-0	0	4	1	1	0	0	9
Jerian Grant	2-3	1-1	1-2	0-4-4	1	6	2	2	1	1	23
Joey Brooks	1-2	0-0	0-0	0-1-1	1	2	1	1	0	0	10
Alex Dragicevich	4-10	2-8	4-4	0-2-2	0	14	3	0	1	0	31
Pat Connaughton	1-4	0-2	2-2	2-3-5	0	4	0	1	0	0	26
Mike Broghammer	1-1	0-0	0-2	0-1-1	1	2	2	1	0	1	11
Jack Cooley	7-11	0-0	8-9	6-8-14	3	22	1	1	2	0	27
Team				3-0-3							0
Totals	29-56	8-20	21-28	12-22-34	8	87	18	10	5	3	200
Total FG%	1st Half: 17-32, 53.1%			2nd Half: 12-24, 50.0%							Game: 51.8%
3-PT FG%	1st Half: 5-11, 45.5%			2nd Half: 3-9, 33.3%							Game: 40.0%
FT %	1st Half: 5-5, 100.0%			2nd Half: 16-23, 69.6%							Game: 75.0%
Deadball Rebounds:	3										

SCORE BY PERIODS

	1	2	F
Maine	41	37	78
Notre Dame	44	43	87

OFFICIALS: Jim Burr, Tony Chiazza, Ed Hightower
TECHNICALS: Maine - None. Notre Dame - None.
ATTENDANCE: 7,024

Notes: This was the third meeting ever between the Irish and the Black Bears ... Jack Cooley notched his second career double-double ... Cooley's 22 points marked a career high as he became the sixth different Notre Dame player to score 20-plus points in a game this season ... His 14 rebounds marked the third time in his career with 10-plus rebounds ... The Irish extended their home court win streak to 25 games which marks the second-longest home win streak at Purcell Pavilion ... Eric Atkins' 26 points were one point shy of a career and was the second career 20-plus point outing ... His five three-pointers were a career best ... Alex Dragicevich netted double figures for the third time in his career ... Tom Knight's seven points matched a career high ... Scott Martin left the game in the first half and did not return with a mild concussion.

Game #11 Notre Dame 65, Dartmouth 47
Notre Dame, Ind. (Purcell Pavilion)
December 10, 2011

Dartmouth	FG-A	3FG-A	FT-A	REB	PF	TP	A	TO	BK	ST	MIN
Gabas Maldunas	5-12	0-0	2-2	5-4-9	3	12	0	6	1	1	28
Jvonte Brooks	1-3	0-0	5-6	0-5-5	4	7	1	0	0	0	23
Jabari Trotter	1-1	0-0	0-0	0-0-0	0	2	1	0	1	0	20
R.J. Griffin	2-11	1-4	0-0	0-1-1	2	5	1	0	0	1	33
David Rufful	2-8	1-4	0-0	0-3-3	2	5	3	3	0	1	23
John Golden	0-3	0-2	4-4	1-3-4	1	4	1	2	0	0	21
Tyler Melville	1-1	0-0	0-0	0-1-1	0	2	0	0	0	0	5
Kirk Crecco	2-6	1-2	1-1	2-1-3	0	6	2	1	0	0	15
Will McConnell	0-0	0-0	0-0	0-0-0	0	0	0	0	0	0	2
Mack McKearney	1-2	1-2	0-0	0-5-5	1	3	1	0	0	0	18
Matt LaBove	0-3	0-0	1-2	0-1-1	2	1	0	0	0	0	12
Team				0-2-2							1
Totals	15-50	4-14	13-15	8-26-34	15	47	10	15	1	4	200
Total FG%	1st Half: 6-23, 26.1%			2nd Half: 9-27, 33.3%							Game: 30.0%
3-PT FG%	1st Half: 2-8, 25.0%			2nd Half: 2-6, 33.3%							Game: 28.6%
FT %	1st Half: 10-11, 90.9%			2nd Half: 3-4, 75.0%							Game: 86.7%
Deadball Rebounds:	2										
Notre Dame	FG-A	3FG-A	FT-A	REB	PF	TP	A	TO	BK	ST	MIN
Tom Knight	2-6	0-0	4-4	2-3-5	1	8	1	1	3	1	25
Jack Cooley	9-11	0-0	4-4	3-6-9	2	22	1	4	1	1	25
Eric Atkins	0-8	0-3	0-0	0-4-4	1	0	3	1	0	1	33
Alex Dragicevich	5-9	2-5	3-4	0-3-3	1	15	2	0	1	1	25
Pat Connaughton	1-6	1-6	0-0	1-3-4	0	3	3	1	0	0	27
Patrick Crowley	0-2	0-0	0-0	0-0-0	0	0	0	0	0	1	2
Jerian Grant	0-8	0-6	0-0	0-3-3	2	0	4	1	1	2	30
Joey Brooks	5-6	0-0	3-3	1-3-4	3	13	2	1	0	0	22
Mike Broghammer	2-3	0-0	0-0	1-1-2	5	4	0	1	2	1	11
Team				1-1-2							1
Totals	24-59	3-20	14-15	9-27-36	15	65	16	7	11	8	200
Total FG%	1st Half: 14-30, 46.7%			2nd Half: 10-29, 34.5%							Game: 40.7%
3-PT FG%	1st Half: 0-6, 0.0%			2nd Half: 3-14, 21.4%							Game: 15.0%
FT %	1st Half: 9-10, 90.0%			2nd Half: 5-5, 100.0%							Game: 93.3%
Deadball Rebounds:	1										

SCORE BY PERIODS

	1	2	F
Dartmouth	24	23	47
Notre Dame	37	28	65

OFFICIALS: Brent Hampton, Gary Prager, Bill McCarthy
TECHNICALS: Dartmouth - None. Notre Dame - None.
ATTENDANCE: 7,651

Notes: This was the fifth meeting all-time between Notre Dame and Dartmouth and the first since the 1997-98 campaign ... the Irish have won all five encounters with the Big Green ... Notre Dame is 43-4 all-time against Ivy League opponents ... the Irish upped their home win streak to 26 games ... Notre Dame used its seventh different starting lineup of the season ... the Fighting Irish limited the Big Green to 30.0% (15-50) shooting in the game, which is the lowest shooting percentage of the season for an Irish opponent ... junior forward Jack Cooley scored a career-high 22 points for the second straight game ... Notre Dame blocked a season-high 11 shots ... the Irish matched a season-low total with seven turnovers.

2011-12 Notre Dame Men's Basketball
 Notre Dame Combined Team Statistics (as of Dec 10, 2011)
 All games

RECORD:	OVERALL	HOME	AWAY	NEUTRAL
ALL GAMES	7-4	7-0	0-1	0-3
CONFERENCE	0-0	0-0	0-0	0-0
NON-CONFERENCE	7-4	7-0	0-1	0-3

##	Player	gp-gs	min	avg	Total		3-Point		F-Throw		Rebounds				pf	dq	a	to	blk	stl	pts	avg		
					fg-fga	fg%	3fg-fga	3fg%	ft-fta	ft%	off	def	tot	avg										
21	ABROMAITIS, Tim	2-2	76	38.0	10-30	.333	0-11	.000	8-9	.889	2	12	14	7.0	7	1	5	6	0	1	28	14.0		
00	ATKINS, Eric	9-9	326	36.2	37-90	.411	16-31	.516	35-43	.814	4	20	24	2.7	16	0	33	25	0	9	125	13.9		
22	GRANT, Jerian	11-10	361	32.8	43-84	.512	14-36	.389	36-47	.766	6	37	43	3.9	16	0	46	17	3	14	136	12.4		
14	MARTIN, Scott	10-10	300	30.0	33-93	.355	12-45	.267	16-23	.696	8	37	45	4.5	27	1	11	17	2	9	94	9.4		
24	CONNAUGHTON, Pat	11-3	276	25.1	31-70	.443	13-35	.371	17-22	.773	11	40	51	4.6	9	0	9	7	1	4	92	8.4		
45	COOLEY, Jack	10-8	217	21.7	29-52	.558	0-0	.000	25-34	.735	30	49	79	7.9	22	0	11	16	12	8	83	8.3		
12	DRAGICEVICH, Alex	11-3	232	21.1	28-67	.418	13-43	.302	18-26	.692	4	20	24	2.2	11	0	19	6	6	1	87	7.9		
32	BROOKS, Joey	10-7	203	20.3	23-53	.434	4-9	.444	17-30	.567	8	26	34	3.4	20	0	14	9	3	2	67	6.7		
25	KNIGHT, Tom	9-3	112	12.4	16-33	.485	0-0	.000	8-11	.727	5	9	14	1.6	13	0	7	3	6	5	40	4.4		
33	BROGHAMMER, Mike	11-0	89	8.1	14-22	.636	0-0	.000	1-8	.125	12	12	24	2.2	14	1	6	6	6	4	29	2.6		
04	CROWLEY, Patrick	5-0	8	1.6	0-5	.000	0-2	.000	0-0	.000	0	1	1	0.2	0	0	0	1	0	1	0	0.0		
Team											17	14	31											
Total.....		11	2200	264-599		.441	72-212	.340	181-253	.715	107	277	384	34.9	155	3	161	114	39	58	781	71.0		
Opponents.....		11	2200	266-639		.416	71-194	.366	110-160	.688	113	267	380	34.5	209	-	144	126	30	60	713	64.8		

TEAM STATISTICS	ND	OPP	Date	Opponent	Score	Att.
SCORING	781	713	11-12-11	MISS. VALLEY STATE	w 80-67	7087
Points per game	71.0	64.8	@ 11-14-11	DETROIT	w 59-53	6720
Scoring margin	+6.2	-	@ 11-16-11	SAM HOUSTON STATE	w 74-41	6614
FIELD GOALS-ATT	264-599	266-639	11-18-11	DELAWARE STATE	w 93-69	8826
Field goal pct	.441	.416	@ 11-21-11	vs Missouri	L 58-87	11436
3 POINT FG-ATT	72-212	71-194	@ 11-22-11	vs Georgia	L 57-61	10747
3-point FG pct	.340	.366	11-27-11	BRYANT	w 84-59	7138
3-pt FG made per game	6.5	6.5	11-30-11	at GONZAGA BULLDOGS	L 53-73	6000
FREE THROWS-ATT	181-253	110-160	\$ 12-04-11	vs Maryland	L 71-78	10714
Free throw pct	.715	.688	12-08-11	MAINE	w 87-78	7024
F-Throws made per game	16.5	10.0	12-10-11	DARTMOUTH	w 65-47	7651
REBOUNDS	384	380				
Rebounds per game	34.9	34.5	@ = CBE Classic			
Rebounding margin	+0.4	-	\$ = BB&T Classic			
ASSISTS	161	144	* = Conference game			
Assists per game	14.6	13.1				
TURNOVERS	114	126				
Turnovers per game	10.4	11.5				
Turnover margin	+1.1	-				
Assist/turnover ratio	1.4	1.1				
STEALS	58	60				
Steals per game	5.3	5.5				
BLOCKS	39	30				
Blocks per game	3.5	2.7				
ATTENDANCE	51060	38897				
Home games-Avg/Game	7-7294	1-6000				
Neutral site-Avg/Game	-	3-10966				

Score by Periods	1st	2nd	Totals
Notre Dame	393	388	781
Opponents	353	360	713

2011-12 Notre Dame Men's Basketball
 Notre Dame Season Box Score (as of Dec 10, 2011)
 All games

RECORD:	OVERALL	HOME	AWAY	NEUTRAL
ALL GAMES	7-4	7-0	0-1	0-3
CONFERENCE	0-0	0-0	0-0	0-0
NON-CONFERENCE	7-4	7-0	0-1	0-3

##	Player	gp-gs	min	avg	Total		3-Point		F-Throw		Rebounds				pf	dq	a	to	blk	stl	pts	avg
					fg-fga	fg%	3fg-fga	3fg%	ft-fa	ft%	off	def	tot	avg								
21	ABROMAITIS, Tim	2-2	76	38.0	10-30	.333	0-11	.000	8-9	.889	2	12	14	7.0	7	1	5	6	0	1	28	14.0
00	ATKINS, Eric	9-9	326	36.2	37-90	.411	16-31	.516	35-43	.814	4	20	24	2.7	16	0	33	25	0	9	125	13.9
22	GRANT, Jerian	11-10	361	32.8	43-84	.512	14-36	.389	36-47	.766	6	37	43	3.9	16	0	46	17	3	14	136	12.4
14	MARTIN, Scott	10-10	300	30.0	33-93	.355	12-45	.267	16-23	.696	8	37	45	4.5	27	1	11	17	2	9	94	9.4
24	CONNAUGHTON, Pat	11-3	276	25.1	31-70	.443	13-35	.371	17-22	.773	11	40	51	4.6	9	0	9	7	1	4	92	8.4
45	COOLEY, Jack	10-8	217	21.7	29-52	.558	0-0	.000	25-34	.735	30	49	79	7.9	22	0	11	16	12	8	83	8.3
12	DRAGICEVICH, Alex	11-3	232	21.1	28-67	.418	13-43	.302	18-26	.692	4	20	24	2.2	11	0	19	6	6	1	87	7.9
32	BROOKS, Joey	10-7	203	20.3	23-53	.434	4-9	.444	17-30	.567	8	26	34	3.4	20	0	14	9	3	2	67	6.7
25	KNIGHT, Tom	9-3	112	12.4	16-33	.485	0-0	.000	8-11	.727	5	9	14	1.6	13	0	7	3	6	5	40	4.4
33	BROGHAMMER, Mike	11-0	89	8.1	14-22	.636	0-0	.000	1-8	.125	12	12	24	2.2	14	1	6	6	6	4	29	2.6
04	CROWLEY, Patrick	5-0	8	1.6	0-5	.000	0-2	.000	0-0	.000	0	1	1	0.2	0	0	0	1	0	1	0	0.0
Team											17	14	31				1					
Total.....		11	2200		264-599	.441	72-212	.340	181-253	.715	107	277	384	34.9	155	3	161	114	39	58	781	71.0
Opponents.....		11	2200		266-639	.416	71-194	.366	110-160	.688	113	267	380	34.5	209	-	144	126	30	60	713	64.8

Score by Periods	1st	2nd	Totals
Notre Dame	393	388	781
Opponents	353	360	713

2011-12 Notre Dame Men's Basketball
 Notre Dame Season Schedule/Results & Leaders (as of Dec 10, 2011)
 All games

RECORD:	OVERALL	HOME	AWAY	NEUTRAL
ALL GAMES	7-4	7-0	0-1	0-3
CONFERENCE	0-0	0-0	0-0	0-0
NON-CONFERENCE	7-4	7-0	0-1	0-3

Date	Opponent	Score	Att.	High Points	High Rebounds
11-12-11	MISS. VALLEY STATE	w 80-67	7087	(27)ATKINS, Eric	(10)COOLEY, Jack
11-14-11	@DETROIT	w 59-53	6720	(13)BROOKS, Joey (13)ATKINS, Eric	(9)CONNAUGHTON, Pat (9)BROOKS, Joey
11-16-11	@SAM HOUSTON STATE	w 74-41	6614	(24)CONNAUGHTON, Pat	(6)GRANT, Jerian (6)COOLEY, Jack
11-18-11	DELAWARE STATE	w 93-69	8826	(23)MARTIN, Scott	(17)COOLEY, Jack
11-21-11	@vs Missouri	58-87 L	11436	(22)ABROMAITIS, Tim	(8)ABROMAITIS, Tim
11-22-11	@vs Georgia	57-61 L	10747	(20)GRANT, Jerian	(6)COOLEY, Jack (6)ABROMAITIS, Tim
11-27-11	BRYANT	w 84-59	7138	(18)ATKINS, Eric	(11)GRANT, Jerian
11-30-11	at GONZAGA BULLDOGS	53-73 L	6000	(16)GRANT, Jerian	(6)COOLEY, Jack
12-04-11	\$vs Maryland	71-78 L	10714	(20)GRANT, Jerian	(7)BROGHAMMER, Mike
12-08-11	MAINE	w 87-78	7024	(26)ATKINS, Eric	(14)COOLEY, Jack
12-10-11	DARTMOUTH	w 65-47	7651	(22)COOLEY, Jack	(9)COOLEY, Jack

@ = CBE Classic
 \$ = BB&T Classic
 * = Conference game

Attendance Summary	Games	Attend	Avg/Game
Home	7	51060	7294
Away	1	6000	6000
Neutral	3	32897	10966
Total	11	89957	8178

2011-12 Notre Dame Men's Basketball
 Notre Dame Extended Season Box Score (as of Dec 10, 2011)
 All games

RECORD:	OVERALL	HOME	AWAY	NEUTRAL
ALL GAMES	7-4	7-0	0-1	0-3
CONFERENCE	0-0	0-0	0-0	0-0
NON-CONFERENCE	7-4	7-0	0-1	0-3

##	Player	gp-gs	min	avg	Total		3-Point		F-Throw		Rebounds				pf	dq	a	a/g	to	to/g	a/to	blk	blk/g	stl	stl/g	pts	avg
					fg-fga	fg%	3fg-fga	3fg%	ft-fa	ft%	off	def	tot	avg													
21	ABROMAITIS, Tim	2-2	76	38.0	10-30	.333	0-11	.000	8-9	.889	2	12	14	7.0	7	1	5	2.50	6	3.00	0.83	0	0.00	1	0.50	28	14.0
00	ATKINS, Eric	9-9	326	36.2	37-90	.411	16-31	.516	35-43	.814	4	20	24	2.7	16	0	33	3.67	25	2.78	1.32	0	0.00	9	1.00	125	13.9
22	GRANT, Jerian	11-10	361	32.8	43-84	.512	14-36	.389	36-47	.766	6	37	43	3.9	16	0	46	4.18	17	1.55	2.71	3	0.27	14	1.27	136	12.4
14	MARTIN, Scott	10-10	300	30.0	33-93	.355	12-45	.267	16-23	.696	8	37	45	4.5	27	1	11	1.10	17	1.70	0.65	2	0.20	9	0.90	94	9.4
24	CONNAUGHTON, Pat	11-3	276	25.1	31-70	.443	13-35	.371	17-22	.773	11	40	51	4.6	9	0	9	0.82	7	0.64	1.29	1	0.09	4	0.36	92	8.4
45	COOLEY, Jack	10-8	217	21.7	29-52	.558	0-0	.000	25-34	.735	30	49	79	7.9	22	0	11	1.10	16	1.60	0.69	12	1.20	8	0.80	83	8.3
12	DRAGICEVICH, Alex	11-3	232	21.1	28-67	.418	13-43	.302	18-26	.692	4	20	24	2.2	11	0	19	1.73	6	0.55	3.17	6	0.55	1	0.09	87	7.9
32	BROOKS, Joey	10-7	203	20.3	23-53	.434	4-9	.444	17-30	.567	8	26	34	3.4	20	0	14	1.40	9	0.90	1.56	3	0.30	2	0.20	67	6.7
25	KNIGHT, Tom	9-3	112	12.4	16-33	.485	0-0	.000	8-11	.727	5	9	14	1.6	13	0	7	0.78	3	0.33	2.33	6	0.67	5	0.56	40	4.4
33	BROGHAMMER, Mike	11-0	89	8.1	14-22	.636	0-0	.000	1-8	.125	12	12	24	2.2	14	1	6	0.55	6	0.55	1.00	6	0.55	4	0.36	29	2.6
04	CROWLEY, Patrick	5-0	8	1.6	0-5	.000	0-2	.000	0-0	.000	0	1	1	0.2	0	0	0	0.00	1	0.20	0.00	0	0.00	1	0.20	0	0.0
Total.....		11	2200		264-599	.441	72-212	.340	181-253	.715	107	277	384	34.9	155	3	161	14.64	114	10.36	1.41	39	3.55	58	5.27	781	71.0
Opponents.....		11	2200		266-639	.416	71-194	.366	110-160	.688	113	267	380	34.5	209	-	144	13.09	126	11.45	1.14	30	2.73	60	5.45	713	64.8

Score by Periods	1st	2nd	Totals
Notre Dame	393	388	781
Opponents	353	360	713

2011-12 Notre Dame Men's Basketball
 Notre Dame Overall Team Statistics (as of Dec 10, 2011)
 All games

TEAM STATISTICS	ND	OPP
SCORING	781	713
Points per game	71.0	64.8
Scoring margin	+6.2	-
FIELD GOALS-ATT	264-599	266-639
Field goal pct	.441	.416
3 POINT FG-ATT	72-212	71-194
3-point FG pct	.340	.366
3-pt FG made per game	6.5	6.5
FREE THROWS-ATT	181-253	110-160
Free throw pct	.715	.688
F-Throws made per game	16.5	10.0
REBOUNDS	384	380
Rebounds per game	34.9	34.5
Rebounding margin	+0.4	-
ASSISTS	161	144
Assists per game	14.6	13.1
TURNOVERS	114	126
Turnovers per game	10.4	11.5
Turnover margin	+1.1	-
Assist/turnover ratio	1.4	1.1
STEALS	58	60
Steals per game	5.3	5.5
BLOCKS	39	30
Blocks per game	3.5	2.7
WINNING STREAK	2	-
Home win streak	7	-
ATTENDANCE	51060	38897
Home games-Avg/Game	7-7294	1-6000
Neutral site-Avg/Game	-	3-10966

Score by Periods	1st	2nd	Totals
Notre Dame	393	388	781
Opponents	353	360	713

2011-12 Notre Dame Men's Basketball
 Notre Dame Team Game-by-Game Comparison (as of Dec 10, 2011)
 All games

Opponent	1st	2nd	Score	Mar	Total FG	FG Pct	3-Pointers	3FG Pct	Free Throws	FT Pct	Rebounds	Assist	T/Over	Block	Steal	Fouls
MISS. VALLEY STATE	38/30	42/37	80-67	+13	24-54/28-63	.444/.444	8-19/8-23	.421/.348	24-29/3-8	.828/.375	39/30 +9	19/16	11/12	2/0	5/5	12/23
DETROIT	28/31	31/22	59-53	+6	19-47/21-68	.404/.309	4-15/6-21	.267/.286	17-31/5-8	.548/.625	42/44 (2)	12/13	13/12	3/7	4/5	12/26
SAM HOUSTON STATE	38/16	36/25	74-41	+33	27-51/18-53	.529/.340	10-19/3-15	.526/.200	10-20/2-5	.500/.400	32/34 (2)	21/11	9/18	3/1	10/3	10/17
DELAWARE STATE	43/30	50/39	93-69	+24	30-61/22-54	.492/.407	11-23/8-17	.478/.471	22-28/17-26	.786/.654	46/24 +22	20/12	9/8	1/7	1/6	17/22
Missouri	37/52	21/35	58-87	(29)	20-54/32-55	.370/.582	4-16/5-11	.250/.455	14-19/18-21	.737/.857	24/38 (14)	8/12	13/8	1/5	5/10	16/17
Georgia	29/31	28/30	57-61	(4)	16-46/22-53	.348/.415	4-20/12-26	.200/.462	21-28/5-11	.750/.455	23/37 (14)	7/14	8/14	3/3	7/5	16/22
BRYANT	47/28	37/31	84-59	+25	31-64/23-65	.484/.354	11-25/6-26	.440/.231	11-15/7-11	.733/.636	46/33 +13	24/12	10/9	3/1	4/4	11/14
GONZAGA BULLDOGS	22/35	31/38	53-73	(20)	20-52/28-61	.385/.459	2-14/6-15	.143/.400	11-18/11-15	.611/.733	32/40 (8)	6/16	17/13	3/3	8/10	16/17
Maryland	30/35	41/43	71-78	(7)	24-55/23-54	.436/.426	7-21/7-10	.333/.700	16-22/25-35	.727/.714	30/40 (10)	10/9	7/8	4/2	3/1	22/16
MAINE	44/41	43/37	87-78	+9	29-56/34-63	.518/.540	8-20/6-16	.400/.375	21-28/4-5	.750/.800	34/26 +8	18/19	10/9	5/0	3/7	8/20
DARTMOUTH	37/24	28/23	65-47	+18	24-59/15-50	.407/.300	3-20/4-14	.150/.286	14-15/13-15	.933/.867	36/34 +2	16/10	7/15	11/1	8/4	15/15

Note: Game totals are displayed in the format TEAM/OPPONENT for each category

2011-12 Notre Dame Men's Basketball
 Notre Dame Points-Rebounds-Assists (as of Dec 10, 2011)
 All games

Opponent	Date	Score		00	04	12	14	21	22	24
				ATKINS,ERI	CROWLEY,PA	DRAGICEVIC	MARTIN,SCO	ABROMAITIS	GRANT,JERI	CONNAUGHTO
MISS. VALLEY STATE	11-12-11	80-67	w	27-4-6	0-0-0	7-4-2	15-5-2	DNP	11-2-5	2-4-0
DETROIT	11-14-11	59-53	w	13-2-4	DNP	2-2-1	3-6-0	DNP	11-2-3	10-9-0
SAM HOUSTON STATE	11-16-11	74-41	w	DNP	0-1-0	7-3-3	11-5-1	DNP	17-6-7	24-5-1
DELAWARE STATE	11-18-11	93-69	w	DNP	0-0-0	18-3-7	23-5-3	DNP	17-4-6	9-7-2
vs Missouri	11-21-11	58-87	L	7-1-1	DNP	0-0-0	12-5-1	22-8-3	6-1-2	7-5-0
vs Georgia	11-22-11	57-61	L	12-2-1	DNP	0-0-0	6-3-0	6-6-2	20-5-4	11-0-0
BRYANT	11-27-11	84-59	w	18-4-9	0-0-0	13-4-0	12-8-0	DNP	12-11-7	2-3-3
at GONZAGA BULLDOGS	11-30-11	53-73	L	6-3-1	DNP	3-3-0	1-4-0	DNP	16-1-3	11-3-0
vs Maryland	12-04-11	71-78	L	16-2-2	DNP	8-0-1	7-4-3	DNP	20-4-3	9-6-0
MAINE	12-08-11	87-78	w	26-2-6	DNP	14-2-3	4-0-1	DNP	6-4-2	4-5-0
DARTMOUTH	12-10-11	65-47	w	0-4-3	0-0-0	15-3-2	DNP	DNP	0-3-4	3-4-3

Opponent	Date	Score		25	32	33	45
				KNIGHT,TOM	BROOKS,JOE	BROGHAMME	COOLEY,JAC
MISS. VALLEY STATE	11-12-11	80-67	w	0-2-0	9-4-3	6-2-0	3-10-1
DETROIT	11-14-11	59-53	w	0-1-0	13-9-2	0-0-0	7-8-2
SAM HOUSTON STATE	11-16-11	74-41	w	7-1-2	0-1-1	2-2-2	6-6-4
DELAWARE STATE	11-18-11	93-69	w	6-0-0	DNP	9-5-1	11-17-1
vs Missouri	11-21-11	58-87	L	DNP	4-1-1	0-1-0	0-1-0
vs Georgia	11-22-11	57-61	L	DNP	0-0-0	0-0-0	2-6-0
BRYANT	11-27-11	84-59	w	4-0-1	13-6-2	6-4-1	4-2-1
at GONZAGA BULLDOGS	11-30-11	53-73	L	4-3-1	6-5-1	0-0-0	6-6-0
vs Maryland	12-04-11	71-78	L	4-0-0	7-3-1	0-7-0	DNP
MAINE	12-08-11	87-78	w	7-2-2	2-1-1	2-1-2	22-14-1
DARTMOUTH	12-10-11	65-47	w	8-5-1	13-4-2	4-2-0	22-9-1

2011-12 Notre Dame Men's Basketball
 Notre Dame Team High/Low Analysis (as of Dec 10, 2011)
 All games

Notre Dame - TEAM GAME HIGHS

POINTS	93	DELAWARE STATE (11-18-11)
	87	MAINE (12-08-11)
	84	BRYANT (11-27-11)
	80	MISS. VALLEY STATE (11-12-11)
	74	SAM HOUSTON STATE (11-16-11)
FIELD GOALS MADE	31	BRYANT (11-27-11)
	30	DELAWARE STATE (11-18-11)
FIELD GOAL ATTEMPTS	64	BRYANT (11-27-11)
	61	DELAWARE STATE (11-18-11)
FIELD GOAL PERCENTAGE	.529 (27-51)	SAM HOUSTON STATE (11-16-11)
	.518 (29-56)	MAINE (12-08-11)
3 PT FIELD GOALS MADE	11	BRYANT (11-27-11)
	11	DELAWARE STATE (11-18-11)
3 PT FG ATTEMPTS	25	BRYANT (11-27-11)
	23	DELAWARE STATE (11-18-11)
3 PT FG PERCENTAGE	.526 (10-19)	SAM HOUSTON STATE (11-16-11)
	.478 (11-23)	DELAWARE STATE (11-18-11)
FREE THROWS MADE	24	MISS. VALLEY STATE (11-12-11)
	22	DELAWARE STATE (11-18-11)
FREE THROW ATTEMPTS	31	DETROIT (11-14-11)
	29	MISS. VALLEY STATE (11-12-11)
FREE THROW PERCENTAGE	.933 (14-15)	DARTMOUTH (12-10-11)
	.828 (24-29)	MISS. VALLEY STATE (11-12-11)
REBOUNDS	46	BRYANT (11-27-11)
	46	DELAWARE STATE (11-18-11)
ASSISTS	24	BRYANT (11-27-11)
	21	SAM HOUSTON STATE (11-16-11)
STEALS	10	SAM HOUSTON STATE (11-16-11)
	8	DARTMOUTH (12-10-11)
	8	at GONZAGA BULLDOGS (11-30-11)
BLOCKED SHOTS	11	DARTMOUTH (12-10-11)
	5	MAINE (12-08-11)
TURNOVERS	17	at GONZAGA BULLDOGS (11-30-11)
	13	vs Missouri (11-21-11)
	13	DETROIT (11-14-11)
FOULS	22	vs Maryland (12-04-11)
	17	DELAWARE STATE (11-18-11)

2011-12 Notre Dame Men's Basketball
 Notre Dame High/Low Analysis (as of Dec 10, 2011)
 All games

Opponent - GAME HIGHS

POINTS	87	vs Missouri (11-21-11)
	78	MAINE (12-08-11)
	78	vs Maryland (12-04-11)
	73	at GONZAGA BULLDOGS (11-30-11)
	69	DELAWARE STATE (11-18-11)
	FIELD GOALS MADE	34
	32	vs Missouri (11-21-11)
	FIELD GOAL ATTEMPTS	68
	65	BRYANT (11-27-11)
	FIELD GOAL PERCENTAGE	.582 (32-55)
	.540 (34-63)	MAINE (12-08-11)
	3 PT FIELD GOALS MADE	12
	8	DELAWARE STATE (11-18-11)
	8	MISS. VALLEY STATE (11-12-11)
3 PT FG ATTEMPTS	26	BRYANT (11-27-11)
	26	vs Georgia (11-22-11)
	3 PT FG PERCENTAGE	.700 (7-10)
	.471 (8-17)	DELAWARE STATE (11-18-11)
	FREE THROWS MADE	25
	18	vs Missouri (11-21-11)
	FREE THROW ATTEMPTS	35
	26	DELAWARE STATE (11-18-11)
	FREE THROW PERCENTAGE	.867 (13-15)
	.857 (18-21)	vs Missouri (11-21-11)
	REBOUNDS	44
	40	vs Maryland (12-04-11)
	40	at GONZAGA BULLDOGS (11-30-11)
ASSISTS	19	MAINE (12-08-11)
	16	at GONZAGA BULLDOGS (11-30-11)
	16	MISS. VALLEY STATE (11-12-11)
STEALS	10	at GONZAGA BULLDOGS (11-30-11)
	10	vs Missouri (11-21-11)
	BLOCKED SHOTS	7
	7	DETROIT (11-14-11)
	TURNOVERS	18
	15	DARTMOUTH (12-10-11)
	FOULS	26
	23	MISS. VALLEY STATE (11-12-11)

2011-12 Notre Dame Men's Basketball
 Notre Dame High/Low Analysis (as of Dec 10, 2011)
 All games

Notre Dame - GAME LOWS

POINTS	53		at GONZAGA BULLDOGS (11-30-11)
	57		vs Georgia (11-22-11)
	58		vs Missouri (11-21-11)
	59		DETROIT (11-14-11)
	65		DARTMOUTH (12-10-11)
FIELD GOALS MADE	16		vs Georgia (11-22-11)
	19		DETROIT (11-14-11)
FIELD GOAL ATTEMPTS	46		vs Georgia (11-22-11)
	47		DETROIT (11-14-11)
FIELD GOAL PERCENTAGE	.348	(16-46)	vs Georgia (11-22-11)
	.370	(20-54)	vs Missouri (11-21-11)
3 PT FIELD GOALS MADE	2		at GONZAGA BULLDOGS (11-30-11)
	3		DARTMOUTH (12-10-11)
3 PT FG ATTEMPTS	14		at GONZAGA BULLDOGS (11-30-11)
	15		DETROIT (11-14-11)
3 PT FG PERCENTAGE	.143	(2-14)	at GONZAGA BULLDOGS (11-30-11)
	.150	(3-20)	DARTMOUTH (12-10-11)
FREE THROWS MADE	10		SAM HOUSTON STATE (11-16-11)
	11		BRYANT (11-27-11)
	11		at GONZAGA BULLDOGS (11-30-11)
FREE THROW ATTEMPTS	15		BRYANT (11-27-11)
	15		DARTMOUTH (12-10-11)
FREE THROW PERCENTAGE	.500	(10-20)	SAM HOUSTON STATE (11-16-11)
	.548	(17-31)	DETROIT (11-14-11)
REBOUNDS	23		vs Georgia (11-22-11)
	24		vs Missouri (11-21-11)
ASSISTS	6		at GONZAGA BULLDOGS (11-30-11)
	7		vs Georgia (11-22-11)
STEALS	1		DELAWARE STATE (11-18-11)
	3		vs Maryland (12-04-11)
	3		MAINE (12-08-11)
BLOCKED SHOTS	1		DELAWARE STATE (11-18-11)
	1		vs Missouri (11-21-11)
TURNOVERS	7		vs Maryland (12-04-11)
	7		DARTMOUTH (12-10-11)
FOULS	8		MAINE (12-08-11)
	10		SAM HOUSTON STATE (11-16-11)

2011-12 Notre Dame Men's Basketball
 Notre Dame High/Low Analysis (as of Dec 10, 2011)
 All games

Opponent - GAME LOWS

POINTS	41		SAM HOUSTON STATE (11-16-11)
	47		DARTMOUTH (12-10-11)
	53		DETROIT (11-14-11)
	59		BRYANT (11-27-11)
	61		vs Georgia (11-22-11)
FIELD GOALS MADE	15		DARTMOUTH (12-10-11)
	18		SAM HOUSTON STATE (11-16-11)
FIELD GOAL ATTEMPTS	50		DARTMOUTH (12-10-11)
	53		SAM HOUSTON STATE (11-16-11)
	53		vs Georgia (11-22-11)
FIELD GOAL PERCENTAGE	.300	(15-50)	DARTMOUTH (12-10-11)
	.309	(21-68)	DETROIT (11-14-11)
3 PT FIELD GOALS MADE	3		SAM HOUSTON STATE (11-16-11)
	4		DARTMOUTH (12-10-11)
3 PT FG ATTEMPTS	10		vs Maryland (12-04-11)
	11		vs Missouri (11-21-11)
3 PT FG PERCENTAGE	.200	(3-15)	SAM HOUSTON STATE (11-16-11)
	.231	(6-26)	BRYANT (11-27-11)
FREE THROWS MADE	2		SAM HOUSTON STATE (11-16-11)
	3		MISS. VALLEY STATE (11-12-11)
FREE THROW ATTEMPTS	5		SAM HOUSTON STATE (11-16-11)
	5		MAINE (12-08-11)
FREE THROW PERCENTAGE	.375	(3-8)	MISS. VALLEY STATE (11-12-11)
	.400	(2-5)	SAM HOUSTON STATE (11-16-11)
REBOUNDS	24		DELAWARE STATE (11-18-11)
	26		MAINE (12-08-11)
ASSISTS	9		vs Maryland (12-04-11)
	10		DARTMOUTH (12-10-11)
STEALS	1		vs Maryland (12-04-11)
	3		SAM HOUSTON STATE (11-16-11)
BLOCKED SHOTS	0		MISS. VALLEY STATE (11-12-11)
	0		MAINE (12-08-11)
TURNOVERS	8		DELAWARE STATE (11-18-11)
	8		vs Missouri (11-21-11)
	8		vs Maryland (12-04-11)
FOULS	14		BRYANT (11-27-11)
	15		DARTMOUTH (12-10-11)

2011-12 Notre Dame Men's Basketball
 Notre Dame Player High/Low Analysis (as of Dec 10, 2011)
 All games

Notre Dame - INDIVIDUAL GAME HIGHS

Points	27		ATKINS, Eric vs Miss. Valley State (11-12-11)
	26		ATKINS, Eric vs Maine (12-08-11)
	24		CONNAUGHTON, Pat vs Sam Houston State (11-16-11)
	23		MARTIN, Scott vs Delaware State (11-18-11)
	22		COOLEY, Jack vs Dartmouth (12-10-11)
	22		COOLEY, Jack vs Maine (12-08-11)
	22		ABROMAITIS, Tim vs Missouri (11-21-11)
Field Goals Made	9		COOLEY, Jack vs Dartmouth (12-10-11)
	9		ATKINS, Eric vs Maine (12-08-11)
	9		ABROMAITIS, Tim vs Missouri (11-21-11)
	9		CONNAUGHTON, Pat vs Sam Houston State (11-16-11)
Field Goal Att.	18		ABROMAITIS, Tim vs Missouri (11-21-11)
	18		MARTIN, Scott vs Delaware State (11-18-11)
FG Pct (min 5 made)	1.000	(6-6)	GRANT, Jerian vs Sam Houston State (11-16-11)
	.857	(6-7)	ATKINS, Eric vs Miss. Valley State (11-12-11)
3-Point FG Made	6		CONNAUGHTON, Pat vs Sam Houston State (11-16-11)
	5		ATKINS, Eric vs Maine (12-08-11)
3-Point FG Att.	10		CONNAUGHTON, Pat vs Sam Houston State (11-16-11)
	9		MARTIN, Scott vs Delaware State (11-18-11)
3-Pt FG Pct (min 2 made)	1.000	(3-3)	GRANT, Jerian vs Delaware State (11-18-11)
	1.000	(3-3)	ATKINS, Eric vs Miss. Valley State (11-12-11)
	1.000	(2-2)	BROOKS, Joey vs Bryant (11-27-11)
Free Throws Made	12		ATKINS, Eric vs Miss. Valley State (11-12-11)
	10		GRANT, Jerian vs Georgia (11-22-11)
Free Throw Att.	13		BROOKS, Joey vs Detroit (11-14-11)
	12		ATKINS, Eric vs Miss. Valley State (11-12-11)
FT Pct (min 3 made)	1.000	(12-12)	ATKINS, Eric vs Miss. Valley State (11-12-11)
	1.000	(4-4)	KNIGHT, Tom vs Dartmouth (12-10-11)
	1.000	(4-4)	COOLEY, Jack vs Dartmouth (12-10-11)
	1.000	(4-4)	DRAGICEVICH, Alex vs Maine (12-08-11)
	1.000	(4-4)	CONNAUGHTON, Pat vs Maryland (12-04-11)
	1.000	(4-4)	GRANT, Jerian vs Bryant (11-27-11)
	1.000	(4-4)	ABROMAITIS, Tim vs Georgia (11-22-11)
	1.000	(3-3)	BROOKS, Joey vs Dartmouth (12-10-11)
Rebounds	17		COOLEY, Jack vs Delaware State (11-18-11)
	14		COOLEY, Jack vs Maine (12-08-11)
Assists	9		ATKINS, Eric vs Bryant (11-27-11)
	7		GRANT, Jerian vs Bryant (11-27-11)
	7		DRAGICEVICH, Alex vs Delaware State (11-18-11)
	7		GRANT, Jerian vs Sam Houston State (11-16-11)
Steals	3		ATKINS, Eric at GONZAGA BULLDOGS (11-30-11)
	3		COOLEY, Jack vs Missouri (11-21-11)
	3		COOLEY, Jack vs Sam Houston State (11-16-11)
Blocked Shots	4		COOLEY, Jack vs Dartmouth (12-10-11)
	3		KNIGHT, Tom vs Dartmouth (12-10-11)
	3		BROOKS, Joey vs Bryant (11-27-11)
Turnovers	6		ATKINS, Eric at GONZAGA BULLDOGS (11-30-11)
	4		GRANT, Jerian at GONZAGA BULLDOGS (11-30-11)
	4		ATKINS, Eric vs Georgia (11-22-11)
	4		ABROMAITIS, Tim vs Missouri (11-21-11)
	4		COOLEY, Jack vs Detroit (11-14-11)
	4		ATKINS, Eric vs Miss. Valley State (11-12-11)
Fouls	5		BROGHAMMER, Mike vs Dartmouth (12-10-11)

2011-12 Notre Dame Men's Basketball
 Notre Dame Opponent High/Low Analysis (as of Dec 10, 2011)
 All games

OPPONENT INDIVIDUAL GAME HIGHS

Points	31		Terrell Stoglin vs Maryland (12-04-11)
	29		TATE, Tahj vs Delaware State (11-18-11)
	27		McLemore, Gerald vs Maine (12-08-11)
	26		Denmon, Marcus vs Missouri (11-21-11)
	22		FRANCIS, Alex vs Bryant (11-27-11)
Field Goals Made	11		McLemore, Gerald vs Maine (12-08-11)
	11		Terrell Stoglin vs Maryland (12-04-11)
Field Goal Att.	23		SIMON, Chase vs Detroit (11-14-11)
	22		FRANCIS, Alex vs Bryant (11-27-11)
FG Pct (min 5 made)	.833	(5-6)	STOCKTON, David at GONZAGA BULLDOGS (11-30-11)
	.818	(9-11)	Denmon, Marcus vs Missouri (11-21-11)
3-Point FG Made	4		Caldwell-Pope, Ken. vs Georgia (11-22-11)
	4		TATE, Tahj vs Delaware State (11-18-11)
	4		McCALLUM, Ray vs Detroit (11-14-11)
3-Point FG Att.	10		DOBBS, Frankie vs Bryant (11-27-11)
	10		JOYNER, Terrence vs Miss. Valley State (11-12-11)
3-Pt FG Pct (min 2 made)	1.000	(3-3)	STOCKTON, David at GONZAGA BULLDOGS (11-30-11)
	1.000	(2-2)	Djurisic, Nemanja vs Georgia (11-22-11)
	1.000	(2-2)	English, Kim vs Missouri (11-21-11)
	1.000	(2-2)	BELL, Tyshawn vs Delaware State (11-18-11)
Free Throws Made	7		TATE, Tahj vs Delaware State (11-18-11)
	6		Terrell Stoglin vs Maryland (12-04-11)
	6		Mychal Parker vs Maryland (12-04-11)
	6		Denmon, Marcus vs Missouri (11-21-11)
Free Throw Att.	11		TATE, Tahj vs Delaware State (11-18-11)
	8		James Padgett vs Maryland (12-04-11)
FT Pct (min 3 made)	1.000	(6-6)	Mychal Parker vs Maryland (12-04-11)
	1.000	(4-4)	GOLDEN, John vs Dartmouth (12-10-11)
	1.000	(4-4)	DOBBS, Frankie vs Bryant (11-27-11)
	1.000	(4-4)	Pressey, Phil vs Missouri (11-21-11)
Rebounds	15		HARRIS, Elias at GONZAGA BULLDOGS (11-30-11)
	11		SIMON, Chase vs Detroit (11-14-11)
Assists	7		Rogers, Andrew vs Maine (12-08-11)
	7		DOBBS, Frankie vs Bryant (11-27-11)
	7		THREATT, Jay vs Delaware State (11-18-11)
Steals	4		SIMON, Chase vs Detroit (11-14-11)
	3		Edwards, Justin vs Maine (12-08-11)
	3		McLemore, Gerald vs Maine (12-08-11)
	3		HART, Mike at GONZAGA BULLDOGS (11-30-11)
	3		STOCKTON, David at GONZAGA BULLDOGS (11-30-11)
	3		THREATT, Jay vs Delaware State (11-18-11)
Blocked Shots	6		GRAY, Kendall vs Delaware State (11-18-11)
	5		LOWE, LaMarcus vs Detroit (11-14-11)
Turnovers	6		MALDUNAS, Gabas vs Dartmouth (12-10-11)
	5		Robinson, Gerald vs Georgia (11-22-11)
	5		Gatlin, Demarcus vs Sam Houston State (11-16-11)
Fouls	5		Fraser, Alasdair vs Maine (12-08-11)
	5		Cato, Kilian vs Maine (12-08-11)
	5		OLIVER, Marques vs Delaware State (11-18-11)
	5		Werner, Steven vs Sam Houston State (11-16-11)
	5		LOWE, LaMarcus vs Detroit (11-14-11)
	5		JONES, Falando vs Miss. Valley State (11-12-11)



**Notre Dame
Fighting Irish**

Game 12 • Dec. 17, 2011

7-4	Overall	9-0
0-0	Conference	0-0
NR	AP	18
NR	ESPN	20
225	RPI	28

**Indiana
Hoosiers**

Conseco Fieldhouse • Indianapolis, Ind.



	0	<p>Eric Atkins</p> <ul style="list-style-type: none"> • Third in BIG EAST in 3-point FG % (51.6%) • Has started all nine games he has played in this season • Led Irish in scoring in four games and assists in five games 	<p>Guard • 6-1 • Sophomore • Columbia, Md. • Mt. St. Joseph</p> <table border="1"> <thead> <tr> <th></th> <th>MIN</th> <th>PTS</th> <th>REB</th> <th>APG</th> <th>FG%</th> <th>3FG%</th> <th>FT%</th> </tr> </thead> <tbody> <tr> <td>2011-12</td> <td>36.2</td> <td>13.9</td> <td>2.7</td> <td>3.7</td> <td>41.1</td> <td>51.6</td> <td>81.4</td> </tr> <tr> <td>CAREER</td> <td>27.7</td> <td>7.5</td> <td>2.0</td> <td>3.3</td> <td>40.8</td> <td>40.2</td> <td>73.9</td> </tr> </tbody> </table>		MIN	PTS	REB	APG	FG%	3FG%	FT%	2011-12	36.2	13.9	2.7	3.7	41.1	51.6	81.4	CAREER	27.7	7.5	2.0	3.3	40.8	40.2	73.9
	MIN	PTS	REB	APG	FG%	3FG%	FT%																				
2011-12	36.2	13.9	2.7	3.7	41.1	51.6	81.4																				
CAREER	27.7	7.5	2.0	3.3	40.8	40.2	73.9																				
	4	<p>Patrick Crowley</p> <ul style="list-style-type: none"> • Played in five games this season • Claimed first steal against Dartmouth (Dec. 10) • Grabbed first career rebound against Sam Houston (Nov. 16) 	<p>Guard • 6-3 • Sophomore • Los Gatos, Calif. • St. Francis</p> <table border="1"> <thead> <tr> <th></th> <th>MIN</th> <th>PTS</th> <th>REB</th> <th>APG</th> <th>FG%</th> <th>3FG%</th> <th>FT%</th> </tr> </thead> <tbody> <tr> <td>2011-12</td> <td>1.6</td> <td>0.0</td> <td>0.2</td> <td>0.0</td> <td>0.0</td> <td>0.0</td> <td>---</td> </tr> <tr> <td>CAREER</td> <td>1.6</td> <td>0.0</td> <td>0.2</td> <td>0.0</td> <td>0.0</td> <td>0.0</td> <td>---</td> </tr> </tbody> </table>		MIN	PTS	REB	APG	FG%	3FG%	FT%	2011-12	1.6	0.0	0.2	0.0	0.0	0.0	---	CAREER	1.6	0.0	0.2	0.0	0.0	0.0	---
	MIN	PTS	REB	APG	FG%	3FG%	FT%																				
2011-12	1.6	0.0	0.2	0.0	0.0	0.0	---																				
CAREER	1.6	0.0	0.2	0.0	0.0	0.0	---																				
	11	<p>Garrick Sherman</p> <ul style="list-style-type: none"> • Sitting out this season due to transfer rules • Played in 70 games for Michigan State, including 29 starts 	<p>Center • 6-10 • Junior • Kenton, Ohio • Kenton/Michigan State</p> <table border="1"> <thead> <tr> <th></th> <th>MIN</th> <th>PTS</th> <th>REB</th> <th>APG</th> <th>FG%</th> <th>3FG%</th> <th>FT%</th> </tr> </thead> <tbody> <tr> <td>2011-12</td> <td>---</td> <td>---</td> <td>---</td> <td>---</td> <td>---</td> <td>---</td> <td>---</td> </tr> <tr> <td>CAREER</td> <td>9.6</td> <td>2.5</td> <td>2.1</td> <td>0.2</td> <td>65.3</td> <td>---</td> <td>43.9</td> </tr> </tbody> </table>		MIN	PTS	REB	APG	FG%	3FG%	FT%	2011-12	---	---	---	---	---	---	---	CAREER	9.6	2.5	2.1	0.2	65.3	---	43.9
	MIN	PTS	REB	APG	FG%	3FG%	FT%																				
2011-12	---	---	---	---	---	---	---																				
CAREER	9.6	2.5	2.1	0.2	65.3	---	43.9																				
	12	<p>Alex Dragicevich</p> <ul style="list-style-type: none"> • Has started three games on the season • Reached double-figure points four times this season • Blocked career best 2 shots against Maryland (Dec. 4) 	<p>Guard • 6-7 • Sophomore • Northbrook, Ill. • Glenbrook North</p> <table border="1"> <thead> <tr> <th></th> <th>MIN</th> <th>PTS</th> <th>REB</th> <th>APG</th> <th>FG%</th> <th>3FG%</th> <th>FT%</th> </tr> </thead> <tbody> <tr> <td>2011-12</td> <td>21.1</td> <td>7.9</td> <td>2.2</td> <td>1.7</td> <td>41.8</td> <td>30.2</td> <td>69.2</td> </tr> <tr> <td>CAREER</td> <td>11.8</td> <td>4.3</td> <td>1.4</td> <td>0.9</td> <td>39.3</td> <td>28.3</td> <td>66.7</td> </tr> </tbody> </table>		MIN	PTS	REB	APG	FG%	3FG%	FT%	2011-12	21.1	7.9	2.2	1.7	41.8	30.2	69.2	CAREER	11.8	4.3	1.4	0.9	39.3	28.3	66.7
	MIN	PTS	REB	APG	FG%	3FG%	FT%																				
2011-12	21.1	7.9	2.2	1.7	41.8	30.2	69.2																				
CAREER	11.8	4.3	1.4	0.9	39.3	28.3	66.7																				
	14	<p>Scott Martin</p> <ul style="list-style-type: none"> • Scored a career-high 23 points against Delaware State (Nov. 18) • Reached double-figure points five times on season • Missed Dartmouth game with concussion-like symptoms 	<p>Guard • 6-8 • Senior • Valparaiso, Ind. • Valparaiso</p> <table border="1"> <thead> <tr> <th></th> <th>MIN</th> <th>PTS</th> <th>REB</th> <th>APG</th> <th>FG%</th> <th>3FG%</th> <th>FT%</th> </tr> </thead> <tbody> <tr> <td>2011-12</td> <td>30.0</td> <td>9.4</td> <td>4.5</td> <td>1.1</td> <td>35.5</td> <td>26.7</td> <td>69.6</td> </tr> <tr> <td>CAREER</td> <td>26.8</td> <td>9.1</td> <td>4.3</td> <td>1.5</td> <td>39.5</td> <td>31.3</td> <td>67.4</td> </tr> </tbody> </table>		MIN	PTS	REB	APG	FG%	3FG%	FT%	2011-12	30.0	9.4	4.5	1.1	35.5	26.7	69.6	CAREER	26.8	9.1	4.3	1.5	39.5	31.3	67.4
	MIN	PTS	REB	APG	FG%	3FG%	FT%																				
2011-12	30.0	9.4	4.5	1.1	35.5	26.7	69.6																				
CAREER	26.8	9.1	4.3	1.5	39.5	31.3	67.4																				
	21	<p>Tim Abromaitis</p> <ul style="list-style-type: none"> • Preseason All-BIG EAST First Team selection • Out for remainder of season with torn ACL 	<p>Guard • 6-8 • Graduate • Unionville, Conn. • Farmington</p> <table border="1"> <thead> <tr> <th></th> <th>MIN</th> <th>PTS</th> <th>REB</th> <th>APG</th> <th>FG%</th> <th>3FG%</th> <th>FT%</th> </tr> </thead> <tbody> <tr> <td>2011-12</td> <td>38.0</td> <td>14.0</td> <td>7.0</td> <td>2.5</td> <td>33.3</td> <td>0.0</td> <td>88.9</td> </tr> <tr> <td>CAREER</td> <td>28.7</td> <td>13.7</td> <td>4.8</td> <td>1.5</td> <td>46.5</td> <td>41.0</td> <td>83.4</td> </tr> </tbody> </table>		MIN	PTS	REB	APG	FG%	3FG%	FT%	2011-12	38.0	14.0	7.0	2.5	33.3	0.0	88.9	CAREER	28.7	13.7	4.8	1.5	46.5	41.0	83.4
	MIN	PTS	REB	APG	FG%	3FG%	FT%																				
2011-12	38.0	14.0	7.0	2.5	33.3	0.0	88.9																				
CAREER	28.7	13.7	4.8	1.5	46.5	41.0	83.4																				
	22	<p>Jerian Grant</p> <ul style="list-style-type: none"> • Started 10 games this season • Reached double figures in eight games and twice hit 20 points this season • Fifth in BIG EAST in assist/turnover ratio (2.7) 	<p>Guard • 6-5 • Sophomore • Bowie, Md. • DeMatha</p> <table border="1"> <thead> <tr> <th></th> <th>MIN</th> <th>PTS</th> <th>REB</th> <th>APG</th> <th>FG%</th> <th>3FG%</th> <th>FT%</th> </tr> </thead> <tbody> <tr> <td>2011-12</td> <td>32.8</td> <td>12.4</td> <td>3.9</td> <td>4.2</td> <td>51.2</td> <td>38.9</td> <td>76.6</td> </tr> <tr> <td>CAREER</td> <td>32.8</td> <td>12.4</td> <td>3.9</td> <td>4.2</td> <td>51.2</td> <td>38.9</td> <td>76.6</td> </tr> </tbody> </table>		MIN	PTS	REB	APG	FG%	3FG%	FT%	2011-12	32.8	12.4	3.9	4.2	51.2	38.9	76.6	CAREER	32.8	12.4	3.9	4.2	51.2	38.9	76.6
	MIN	PTS	REB	APG	FG%	3FG%	FT%																				
2011-12	32.8	12.4	3.9	4.2	51.2	38.9	76.6																				
CAREER	32.8	12.4	3.9	4.2	51.2	38.9	76.6																				
	24	<p>Pat Connaughton</p> <ul style="list-style-type: none"> • Recorded first career start against Delaware State (Nov. 18) • Has started a total of three games on the season for the Irish • Also member of the Notre Dame baseball team 	<p>Guard • 6-5 • Freshman • Arlington, Mass. • St. John's Prep</p> <table border="1"> <thead> <tr> <th></th> <th>MIN</th> <th>PTS</th> <th>REB</th> <th>APG</th> <th>FG%</th> <th>3FG%</th> <th>FT%</th> </tr> </thead> <tbody> <tr> <td>2011-12</td> <td>25.1</td> <td>8.4</td> <td>4.6</td> <td>0.8</td> <td>44.3</td> <td>37.1</td> <td>77.3</td> </tr> <tr> <td>CAREER</td> <td>25.1</td> <td>8.4</td> <td>4.6</td> <td>0.8</td> <td>44.3</td> <td>37.1</td> <td>77.3</td> </tr> </tbody> </table>		MIN	PTS	REB	APG	FG%	3FG%	FT%	2011-12	25.1	8.4	4.6	0.8	44.3	37.1	77.3	CAREER	25.1	8.4	4.6	0.8	44.3	37.1	77.3
	MIN	PTS	REB	APG	FG%	3FG%	FT%																				
2011-12	25.1	8.4	4.6	0.8	44.3	37.1	77.3																				
CAREER	25.1	8.4	4.6	0.8	44.3	37.1	77.3																				
	25	<p>Tom Knight</p> <ul style="list-style-type: none"> • Has started in three consecutive contests (first starts of career) • Posted career high 8 points against Dartmouth (Dec. 10) last time out • Has blocked at least one shot in three of last four games 	<p>Forward • 6-9 • Junior • Dixfield, Maine • Dirigo</p> <table border="1"> <thead> <tr> <th></th> <th>MIN</th> <th>PTS</th> <th>REB</th> <th>APG</th> <th>FG%</th> <th>3FG%</th> <th>FT%</th> </tr> </thead> <tbody> <tr> <td>2011-12</td> <td>12.4</td> <td>4.4</td> <td>1.6</td> <td>0.8</td> <td>48.5</td> <td>---</td> <td>72.7</td> </tr> <tr> <td>CAREER</td> <td>7.2</td> <td>2.6</td> <td>1.3</td> <td>0.4</td> <td>48.1</td> <td>---</td> <td>76.9</td> </tr> </tbody> </table>		MIN	PTS	REB	APG	FG%	3FG%	FT%	2011-12	12.4	4.4	1.6	0.8	48.5	---	72.7	CAREER	7.2	2.6	1.3	0.4	48.1	---	76.9
	MIN	PTS	REB	APG	FG%	3FG%	FT%																				
2011-12	12.4	4.4	1.6	0.8	48.5	---	72.7																				
CAREER	7.2	2.6	1.3	0.4	48.1	---	76.9																				
	32	<p>Joey Brooks</p> <ul style="list-style-type: none"> • Started seven games this season for Irish • Career best 13 points, 9 rebounds vs. Detroit (Nov. 14) • Reached double-figure points three times this season 	<p>Guard • 6-6 • Junior • Houston, Texas • Strake Jesuit</p> <table border="1"> <thead> <tr> <th></th> <th>MIN</th> <th>PTS</th> <th>REB</th> <th>APG</th> <th>FG%</th> <th>3FG%</th> <th>FT%</th> </tr> </thead> <tbody> <tr> <td>2011-12</td> <td>20.3</td> <td>6.7</td> <td>3.4</td> <td>1.4</td> <td>43.4</td> <td>44.4</td> <td>56.7</td> </tr> <tr> <td>CAREER</td> <td>8.4</td> <td>2.6</td> <td>1.2</td> <td>0.4</td> <td>42.4</td> <td>31.0</td> <td>54.2</td> </tr> </tbody> </table>		MIN	PTS	REB	APG	FG%	3FG%	FT%	2011-12	20.3	6.7	3.4	1.4	43.4	44.4	56.7	CAREER	8.4	2.6	1.2	0.4	42.4	31.0	54.2
	MIN	PTS	REB	APG	FG%	3FG%	FT%																				
2011-12	20.3	6.7	3.4	1.4	43.4	44.4	56.7																				
CAREER	8.4	2.6	1.2	0.4	42.4	31.0	54.2																				
	33	<p>Mike Broghammer</p> <ul style="list-style-type: none"> • Led team in blocks on two occasions this season • Leads team with his 63.6% field goal percentage (11-16) this season 	<p>Forward • 6-9 • Junior • Orono, Minn. • Hopkins</p> <table border="1"> <thead> <tr> <th></th> <th>MIN</th> <th>PTS</th> <th>REB</th> <th>APG</th> <th>FG%</th> <th>3FG%</th> <th>FT%</th> </tr> </thead> <tbody> <tr> <td>2011-12</td> <td>8.1</td> <td>2.6</td> <td>2.2</td> <td>0.5</td> <td>63.6</td> <td>---</td> <td>12.5</td> </tr> <tr> <td>CAREER</td> <td>6.2</td> <td>2.1</td> <td>1.4</td> <td>0.3</td> <td>50.0</td> <td>25.0</td> <td>28.6</td> </tr> </tbody> </table>		MIN	PTS	REB	APG	FG%	3FG%	FT%	2011-12	8.1	2.6	2.2	0.5	63.6	---	12.5	CAREER	6.2	2.1	1.4	0.3	50.0	25.0	28.6
	MIN	PTS	REB	APG	FG%	3FG%	FT%																				
2011-12	8.1	2.6	2.2	0.5	63.6	---	12.5																				
CAREER	6.2	2.1	1.4	0.3	50.0	25.0	28.6																				
	45	<p>Jack Cooley</p> <ul style="list-style-type: none"> • Started a total of eight games this season for the Irish • Has posted two double-doubles on the year and twice eclipsed 20 points in a game • Eighth in BIG EAST in rebounding (7.9 RPG) 	<p>Forward • 6-9 • Junior • Glenview, Ill. • Glenbrook South</p> <table border="1"> <thead> <tr> <th></th> <th>MIN</th> <th>PTS</th> <th>REB</th> <th>APG</th> <th>FG%</th> <th>3FG%</th> <th>FT%</th> </tr> </thead> <tbody> <tr> <td>2011-12</td> <td>21.7</td> <td>8.3</td> <td>7.9</td> <td>1.1</td> <td>55.8</td> <td>---</td> <td>73.5</td> </tr> <tr> <td>CAREER</td> <td>10.4</td> <td>3.5</td> <td>3.4</td> <td>0.4</td> <td>59.0</td> <td>---</td> <td>58.7</td> </tr> </tbody> </table>		MIN	PTS	REB	APG	FG%	3FG%	FT%	2011-12	21.7	8.3	7.9	1.1	55.8	---	73.5	CAREER	10.4	3.5	3.4	0.4	59.0	---	58.7
	MIN	PTS	REB	APG	FG%	3FG%	FT%																				
2011-12	21.7	8.3	7.9	1.1	55.8	---	73.5																				
CAREER	10.4	3.5	3.4	0.4	59.0	---	58.7																				



@UND_com
@NDMikeBrey
@NDmbb

Following The Irish

facebook.com/NotreDameAthletics
facebook.com/NDBasketball



NOTRE DAME MEN'S BASKETBALL AT-A-GLANCE

2011-12 Schedule & Results

Overall	BIG EAST	Home	Away	Neutral
7-4	0-0	7-0	0-1	0-3
Date	Opponent	Time		
11/1	ST. XAVIER (Exhibition)	W, 90-72		
11/7	STONEHILL (Exhibition)	W, 92-70		
11/12	MISSISSIPPI VALLEY STATE	W, 80-67		
11/14	DETROIT^ (ESPNU)	W, 59-53		
11/16	SAM HOUSTON STATE^	W, 74-41		
11/18	DELAWARE STATE	W, 93-69		
11/21	vs. Missouri@ (ESPN2)	L, 87-58		
11/22	vs. Georgia# (ESPNU)	L, 61-57		
11/27	BRYANT	W, 84-59		
11/30	at Gonzaga (ESPN2)	L, 73-53		
12/4	vs. Maryland\$	L, 78-71		
12/8	MAINE (ESPN3)	W, 87-78		
12/10	DARTMOUTH (ESPN3)	W, 65-47		
12/17	vs. Indiana% (ESPN2)	4:30 p.m.		
12/19	SACRED HEART	7:30 p.m.		
12/27	PITTSBURGH* (ESPN2)	7:00 p.m.		
1/4	at Cincinnati*	7:00 p.m.		
1/7	at Louisville* (ESPNU)	4:00 p.m.		
1/10	USF*	7:00 p.m.		
1/14	CONNECTICUT* (ESPN2)	11:00 a.m.		
1/16	at Rutgers* (ESPNU)	9:00 p.m.		
1/21	SYRACUSE* (ESPN)	6:00 p.m.		
1/25	at Seton Hall*	8:00 p.m.		
1/29	at Connecticut*	Noon		
2/4	MARQUETTE* (CBS)	1:00 p.m.		
2/8	at West Virginia* (ESPNU)	9:00 p.m.		
2/11	DEPAUL*	Noon		
2/15	RUTGERS*(ESPNU)	7:00 p.m.		
2/18	at Villanova*(ESPNU)	9:00 p.m.		
2/22	WEST VIRGINIA* (ESPN2)	7:00 p.m.		
2/25	at St. John's* (ESPN)	Noon		
2/27	at Georgetown* (ESPN)	7:00 p.m.		
3/2	PROVIDENCE*	7:00 p.m.		

BIG EAST CHAMPIONSHIP
(Madison Square Garden; New York, N.Y.)
 3/6 First Round
 3/7 Second Round
 3/8 Quarterfinals
 3/9 Semifinals
 3/10 Final
NCAA CHAMPIONSHIP
 3/13-14 First Round (Dayton, Ohio)
 3/15-18 Second & Third Rounds (various locations)
 3/22-25 Regional Rounds (various locations)
 3/31 Final Four - Semifinals (New Orleans, La.)
 4/2 Final Four - Final (New Orleans, La.)

^ - CBE Classic (Regional Rounds)
 @ - CBE Classic - Kansas City, Mo. (Semifinals)
 # - CBE Classic - Kansas City, Mo. (Championship/Consolation)
 \$ - BB&T Classic - Washington, D.C.
 % - Crossroads Classic - Indianapolis, Ind.
 * - BIG EAST Conference Game
 Home events in **BOLD CAPS**
 All times Eastern

Notre Dame vs. Indiana History

Overall: Indiana leads 47-21
At Home: Indiana leads 14-8
On Road: Indiana leads 19-7
Neutral Site: Indiana leads 14-6

Last Five Meetings Meeting

Date	Location	Result
11-24-08	Maui, Hawaii	W, 88-50
12-8-04	Bloomington, Ind.	W, 55-45
12-10-03	Notre Dame, Ind.	L, 66-63
12-4-01	Bloomington, Ind.	L, 76-75
12-5-00	Notre Dame, Ind.	L, 86-78

2011-12 Individual Game-By-Game Leaders

Opponent	Date	POINTS	REBOUNDS	ASSISTS	STEALS	BLOCKED SHOTS
MVSU	11-12-11	27-ATKINS	10-COOLEY	6-ATKINS	2-GRANT	1 - COOLEY, BROGHAMMER
Detroit	11-14-11	13-BROOKS, ATKINS	9-BROOKS, CONNAUGHTON	4-ATKINS	2-BROOKS	2-COOLEY
SHSU	11-16-11	24-CONNAUGHTON	6-GRANT, COOLEY	7-GRANT	3-COOLEY	1-THREE TIED
Delaware St.	11-18-11	23-MARTIN	17-COOLEY	7-DRAGICEVICH	1-GRANT	1-GRANT
Missouri	11-21-11	22-ABROMAITIS	8-ABROMAITIS	3-ABROMAITIS	3-COOLEY	1-CONNAUGHTON
Georgia	11-22-11	20-GRANT	6-ABROMAITIS, COOLEY	4-ATKINS	2-ATKINS, MARTIN	2-COOLEY
Bryant	11-27-11	18-ATKINS	11-GRANT	9-ATKINS	2-ATKINS	3-BROOKS
Gonzaga	11-30-11	16-GRANT	6-COOLEY	3-GRANT	3-ATKINS	2-KNIGHT
Maryland	12-4-11	20-GRANT	7-BROGHAMMER	3-MARTIN, GRANT	2-GRANT	2-DRAGICEVICH, BROGHAMMER
Maine	12-8-11	26-ATKINS	14-COOLEY	6-ATKINS	1-3 PEOPLE	2-COOLEY
Dartmouth	12-10-11	22-COOLEY	9-COOLEY	4-GRANT	2-GRANT	4-COOLEY

2011-12 Game-By-Game Starting Lineups

Date	Opponent (Result)	Starting Lineup	# of Times	Record With Lineup
11/12	MVSU (W, 80-67)	Atkins-Brooks-Cooley-Grant-Martin^	1	1-0
11/14	Detroit (W, 59-53)	Atkins-Brooks-Cooley-Grant-Martin	2	2-0
11/16	SHSU (W, 74-41)	Brooks-Cooley-Dragicvich-Grant-Martin^	1	1-0
11/18	Delaware St. (W, 93-69)	Connaughton-Cooley-Dragicvich-Grant-Martin^	1	1-0
11/21	Missouri (L, 87-58)	Abromaitis-Cooley-Atkins-Martin-Grant^	1	0-1
11/22	Georgia (L, 61-57)	Abromaitis-Cooley-Atkins-Martin-Grant	2	0-2
11/27	Bryant (W, 84-59)	Atkins-Martin-Grant-Connaughton-Brooks^	1	1-0
11/30	Gonzaga (L, 73-53)	Atkins-Brooks-Cooley-Grant-Martin	3	2-1
12/4	Maryland (L, 78-71)	Knight-Brooks-Atkins-Martin-Grant^	1	0-1
12/8	Maine (W, 87-78)	Knight-Atkins-Martin-Grant-Brooks	2	1-1
12/10	Dartmouth (W, 65-47)	Knight-Cooley-Atkins-Dragicvich-Connaughton^	1	1-0

^ - Indicates first time that lineup was used

2011-12 Notre Dame Categorical Leaders

Minutes Per Game (min. 5 games played)	Eric Atkins (36.2)
Total Points	Jerian Grant (136)
Points Per Game (min. 5 games played)	Eric Atkins (13.9)
Total Field Goals	Jerian Grant (43)
Field Goal % (min. 5 games played)	Mike Broghammer (63.6%)
Total 3-Point Field Goals	Eric Atkins (16)
3-Point Field Goal % (min. 5 games played)	Eric Atkins (51.6%)
Total Free Throws	Jerian Grant (36)
Free Throw % (min. 5 games played)	Eric Atkins (81.4%)
Season Rebounds	Jack Cooley (79)
Season Assists	Jerian Grant (46)
Season Blocks	Jack Cooley (12)
Season Steals	Jerian Grant (14)

2011-12 BIG EAST Standings (as of Dec. 15)

	BIG EAST	Pct	Overall	Pct
Syracuse	0 - 0	.000	10 - 0	1.000
Louisville	0 - 0	.000	9 - 0	1.000
Marquette	0 - 0	.000	9 - 0	1.000
Connecticut	0 - 0	.000	8 - 1	.889
Georgetown	0 - 0	.000	8 - 1	.889
Pittsburgh	0 - 0	.000	8 - 1	.889
Seton Hall	0 - 0	.000	8 - 1	.889
Providence	0 - 0	.000	9 - 2	.818
West Virginia	0 - 0	.000	6 - 2	.750
DePaul	0 - 0	.000	7 - 3	.700
Cincinnati	0 - 0	.000	6 - 3	.667
Notre Dame	0 - 0	.000	7 - 4	.636
Villanova	0 - 0	.000	6 - 4	.600
USF	0 - 0	.000	6 - 5	.545
St. John's	0 - 0	.000	4 - 5	.444
Rutgers	0 - 0	.000	4 - 6	.400