



# 2010-11 NOTRE DAME MEN'S BASKETBALL



ATHLETIC MEDIA RELATIONS: Joyce Center Room 112 Notre Dame, IN 46556 Fax: (574) 631-7941  
 MEDIA RELATIONS CONTACTS: Bernadette Cafarelli o: (574) 631-8458 c: (574) 532-0249 cafarelli.1@nd.edu  
 Sean Carroll o: (574) 631-2664 c: (574) 340-2177 carroll.64@nd.edu

## 2010-11 Schedule

Date	Opponent	Time
11/1	MARIAN UNIVERSITY <sup>^</sup>	W, 85-52
11/6	CATHOLIC UNIVERSITY <sup>^</sup>	W, 72-47
11/12	GEORGIA SOUTHERN	W, 98-61
11/14	LIBERTY	W, 72-51
11/17	CHICAGO STATE	W, 102-62
11/22	MAINE	W, 97-72
<i>Old Spice Classic (Orlando, Fla.)</i>		
11/25	vs. Georgia (ESPN2)	W, 89-83 (2ot)
11/26	vs. California (ESPN2)	W, 57-44
11/28	vs. Wisconsin (ESPN2)	W, 58-51
11/30	(25/-) INDIANA STATE	W, 81-72
12/8	(23/23) vs. Kentucky! (ESPN) (17/16)	L, 58-72
12/11	(23/23) GONZAGA (ESPN2)	W, 83-79
12/19	(24/23) STONY BROOK (ESPNU)	W, 88-62
12/22	(22/20) UMBC	W, 93-53
12/29	(15/15) GEORGETOWN* (9/9) (ESPN2)	W, 69-55
1/1	(15/15) at Syracuse* (5/5) (ESPNU)	L, 58-70
1/4	(14/15) CONNECTICUT* (8/9) (BEN)	W, 73-70
1/8	(14/15) ST. JOHN'S* (ESPNU)	W, 76-61
1/10	(9/11) at Marquette* (ESPN2)	L, 57-79
1/16	(9/11) at St. John's* (BEN)	L, 54-72
1/19	(16/16) CINCINNATI* (25/-) (ESPN2)	W, 66-58
1/22	(16/16) MARQUETTE* (BEN)	W, 80-75
1/24	(15/14) at Pittsburgh* (2/2) (ESPN)	W, 56-51
2/3	(9/8) at DePaul* (ESPN)	W, 83-58
2/6	(9/8) RUTGERS* (BEN)	W, 76-69
2/9	(8/7) LOUISVILLE* (16/15) (ESPNU)	W, 89-79(ot)
2/12	(8/7) at USF* (BEN)	W, 78-55
2/19	(8/7) at West Virginia* (CBS)	L, 58-72
2/23	(9/9) at Providence* (BEN)	W, 94-93
2/26	(9/9) SETON HALL* (ESPNU)	7:00 p.m.
2/28	VILLANOVA* (ESPN)	7:00 p.m.
3/5	at Connecticut* (ESPN/ESPN2)	2:00 p.m.
3/8-12	BIG EAST Championship (ESPN) (Madison Square Garden; New York City)	
3/15-20	NCAA First-Third Rounds	
3/24-27	NCAA Championship Regionals	
4/2	NCAA Final Four-Semifinals (Houston, Texas)	
4/4	NCAA Final Four-Final (Houston, Texas)	

<sup>^</sup> - Exhibition Game

! - BIG EAST/SEC Invitational (Louisville, Ky.)

\* - BIG EAST Conference Game

Home events in **BOLD CAPS**

All times Eastern

## Game 28 • Saturday, February 26 • 7:00 p.m. (EST) Purcell Pavilion at the Joyce Center (9,149) Notre Dame, Ind.



Vs.



#9/9 Notre Dame Fighting Irish  
Record: 22-5, 11-4  
H: 15-0; A: 4-4; N: 3-1

Notre Dame Leads Series 16-8

Seton Hall Pirates  
Record: 11-16, 5-10  
H: 6-7; A: 4-6; N: 1-3

TV: **ESPNU**

Beth Mowins (play-by-play)

Mike Kelley (analyst)

Radio: **Affiliate listings on page 10; Broadcast also on UND.com**

Jack Nolan (play-by-play)

Jordan Cornette (analyst)

### NOTRE DAME PROBABLE STARTING LINEUP

2010-11 Statistics

No.	Player	Pos	Ht.	Wt.	Yr.	PPG	RPG	APG
1	Tyrone Nash	F	6-8	232	Sr.	9.7	5.8	2.7
21	Tim Abromaitis	F	6-8	235	Sr.	14.6	6.2	1.7
34	Carleton Scott	F	6-8	218	Sr.	11.5	7.2	2.2
14	Scott Martin	G	6-8	219	Sr.	10.0	5.0	1.8
23	Ben Hansbrough	G	6-3	206	Sr.	17.9	3.8	4.0

### #9/9 IRISH RETURN HOME TO FACE SETON HALL ON SATURDAY

- Notre Dame (22-5, 11-4) will return home following a three-game road swing to face Seton Hall (11-16, 5-10) at 7:00 p.m. (ET) on Saturday inside Purcell Pavilion at the Joyce Center. The Irish currently are in second place in the BIG EAST.
- The Fighting Irish went 2-1 during their three-straight road contests. Notre Dame is coming off a 94-93 win on Wednesday at Providence.
- Saturday will be the 25th meeting all-time between Notre Dame and Seton Hall. The Irish lead the series 16-8, including a 9-1 advantage at home. Notre Dame has won seven of the past eight encounters in the series. This will be the first meeting at Notre Dame since the 2008-09 campaign. The Irish won that contest 88-79.
- The two teams split last season's two showdowns. The Pirates captured a 90-87 home win over the Irish in the regular season, while Notre Dame downed Seton Hall 68-56 in the second round of the BIG EAST Tournament.
- Fighting Irish head coach **Mike Brey** is 10-4 all-time against Seton Hall.
- Notre Dame's 22-5 record is the best 27-game mark under Brey.

### CHASING THE MARK

- Notre Dame's 43-26 (.623) regular-season BIG EAST record over the past four seasons matches the most league wins over a four-year span in program history. From 2006-10, the Fighting Irish went 43-27 (.614) in regular-season BIG EAST play.
- From 2006-10, Irish teams produced an overall record of 93-43 for an overall winning percentage of .684. The 93 overall victories are the most in program history. Since 2007, Notre Dame has produced a 91-40 mark (.695).



## NOTRE DAME 2010-11 ROSTER

*2010-11 Statistics*

No.	Player	Pos	Ht.	Wt.	Yr.	PPG.	RPG	Hometown/High School
0	Eric Atkins	G	6-2	173	Fr.	6.2	2.0	Columbia, Md./Mount Saint Joseph
1	Tyrone Nash	F	6-8	232	Sr.	9.7	5.8	Queens, N.Y./Lawrence Woodmere Academy & Northfield Mt. Hermon
5	Tom Kopko	G	6-2	187	Sr.	0.3	0.2	Chicago, Ill./St. Laurence
12	Alex Dragicevich	G	6-8	215	Fr.	1.8	0.7	Northbrook, Ill./Glenbrook North
14	Scott Martin	G	6-8	219	Sr.	10.0	5.0	Valparaiso, Ind./Valparaiso
21	Tim Abromaitis	F	6-8	235	GS	14.6	6.2	Unionville, Conn./Farmington
22	Jerian Grant	G	6-5	185	Fr.	--	--	Bowie, Md./DeMatha
23	Ben Hansbrough	G	6-3	203	Sr.	17.9	3.8	Poplar Bluff, Mo./Poplar Bluff
25	Tom Knight	F	6-10	253	So.	1.6	1.3	Dixfield, Maine/Dirigo
32	Joey Brooks	G	6-6	215	So.	1.7	1.2	Houston, Texas/Strake Jesuit College Prep
33	Mike Broghammer	F	6-9	248	So.	1.8	1.0	Orono, Minn./Hopkins
34	Carleton Scott	F	6-8	218	Sr.	11.5	7.2	San Antonio, Texas/James Madison
45	Jack Cooley	F	6-9	244	So.	4.1	3.0	Glenview, Ill./Glenbrook South

**Head Coach:** Mike Brey (George Washington '82)

**Assistant Coach:** Anthony Solomon (Virginia '87)

**Assistant Coach:** Rod Balanis (Georgia Tech '93)

**Assistant Coach:** Martin Ingelsby (Notre Dame '01)

**Coordinator of Basketball Operations:** Harold Swanagan (Notre Dame '02)

**Athletic Trainer:** Skip Meyer (Central Connecticut State '74)

### Pronunciation Guide

Tim Abromaitis .....	ab-row-MY-tis
Jack Cooley .....	COOL-ee
Mike Broghammer.....	BROGE-ham-mer
Alex Dragicevich .....	Drag-ee-vich
Jerian Grant.....	JARE-in
Ben Hansbrough.....	HANDS-bro
Tom Kopko .....	cop-COE

### National Polls (Feb. 21)

#### AP Top 25

1. Duke
2. Ohio State
3. Kansas
- 4. Pittsburgh**
5. Texas
6. San Diego State
7. BYU
8. Purdue
- 9. NOTRE DAME**
10. Arizona
- 11. Georgetown**
- 12. Wisconsin**
13. Florida
- 14. Connecticut**
- 15. Villanova**
- 16. Louisville**
- 17. Syracuse**
18. Vanderbilt
19. North Carolina
20. Missouri
21. Texas A&M
- 22. Kentucky**
- 23. St. John's**
24. Temple
25. Xavier

#### ESPN/USA Today Coaches Poll

1. Duke
2. Kansas
3. Ohio State
4. San Diego State
5. Texas
- 6. Pittsburgh**
7. BYU
8. Purdue
- 9. NOTRE DAME**
10. Arizona
- 11. Georgetown**
- 12. Wisconsin**
13. Florida
- 14. Villanova**
- 15. Connecticut**
- 16. Louisville**
17. Texas A&M
18. Vanderbilt
19. North Carolina
- 20. Syracuse**
21. Missouri
- 22. Kentucky**
23. Utah State
24. Temple
- 25. St. John's**

**Bold** indicates 2010-11 Irish opponent

### ANOTHER BIG SEASON IN LEAGUE PLAY

- Notre Dame has registered 11 BIG EAST wins for the fourth time (out of 11 seasons) under head coach **Mike Brey** and for the first time since the Irish notched a school-record 14 league wins in 2007-08 (14-4).
- A win on Saturday would give Notre Dame 12 BIG EAST wins for just the second time ever.

### IRISH SECURE FIFTH STRAIGHT 20-WIN CAMPAIGN

- Notre Dame has reached the 20-win mark for the fifth consecutive season and for the eighth time in the last 11 seasons under head coach **Mike Brey**. The last time Irish teams reached the 20-win plateau in five straight campaigns was from 1983-89 when those Notre Dame squads under Digger Phelps strung together six consecutive 20-win seasons.

### GETTING OFFENSIVE

- In the 94-93 win over Providence on Wednesday, the Fighting Irish eclipsed the 90-point mark for the fifth time this season and for the first time in BIG EAST play. It was the first time Notre Dame reached the 90-point plateau in a BIG EAST game since a 93-78 home victory over Providence last season. It was the highest point-total in a BIG EAST contest for the Irish since a 103-84 win at Providence during the 2008-09 campaign.
- Senior guard **Ben Hansbrough** scored a career-high 32 points against the Friars. It was the first 30-point effort by an Irish player since Luke Harangody netted 37 last season versus Cincinnati (Feb. 4, 2010).
- Notre Dame shot 56.1% (32-57) from the floor against Providence. That is Notre Dame's highest shooting percentage in a BIG EAST game this season. Notre Dame has shot 50% or above from the floor nine times this season (five times in BIG EAST play).
- Notre Dame's 48 first-half points versus the Friars also were the most points scored by the Irish in any half of a BIG EAST game this season. The previous high was 46 points during the second half of the DePaul contest (Feb. 3). Notre Dame netted 46 points in the second half against Providence.

### DYNAMIC DUO

- **Ben Hansbrough** (32) and **Tim Abromaitis** (28) combined for 60 of Notre Dame's 94 points in Wednesday's win at Providence. They both netted 17 first-half points to account for 34 of Notre Dame's 48 points in the opening stanza.
- It marked the third time this season that Hansbrough and Abromaitis have both scored 20-plus points in the same game. The other times were against Chicago State (Nov. 17) and Louisville (Feb. 9).



**Series vs. Seton Hall**

**Notre Dame Leads 16-8**

**Home: 9-1, Away: 6-6, Neutral: 1-1**

Date	Site	Result
2-18-82	East Rutherford, NJ	L, 58-71
3-3-83	Notre Dame, IN	W, 59-40
2-24-96	Notre Dame, IN	W, 72-60
1-22-97	Notre Dame, IN	W, 86-72
2-18-97	East Rutherford, NJ	L, 74-85
1-17-98	East Rutherford, NJ	L, 58-64
1-19-99	Notre Dame, IN	W, 59-56
2-6-99	East Rutherford, NJ	W, 76-70
3-3-99	New York, NY*	L, 69-79
2-19-00	East Rutherford, NJ	W, 76-74
1-8-01	East Rutherford, NJ	L, 76-78
2-18-01	Notre Dame, IN	L, 64-74
1-26-02	Notre Dame, IN	W, 60-51
2-3-02	East Rutherford, NJ	W, 63-61
1-12-03	Notre Dame, IN	W, 74-64
2-5-03	East Rutherford, NJ	L, 72-78
2-14-04	Notre Dame, IN	W, 71-68
1-5-05	East Rutherford, NJ	W, 66-65
2-18-06	East Rutherford, NJ	W, 102-91
1-14-07	Notre Dame, IN	W, 88-76
2-6-08	Newark, NJ	W, 95-69
1-10-09	Notre Dame, IN	W, 88-79
2-11-10	Newark, NJ	L, 87-90
3-10-10	New York, NY*	W, 68-56

\*-BIG EAST Tournament

**TALE OF THE TAPE**

ND	2010-11 Statistic	SH
75.7	Scoring Average	66.9
65.9	Scoring Defense	<b>65.2</b>
<b>+9.8</b>	Scoring Margin	+1.6
<b>.461</b>	FG%	.409
<b>.413</b>	FG% Defense	.418
<b>.377</b>	3-FG%	.284
.360	3-FG% Defense	<b>.306</b>
<b>.728</b>	FT%	.683
<b>37.1</b>	Rebound Average	36.0
<b>32.3</b>	Rebound Against Average	37.8
<b>+4.8</b>	Rebound Margin	-1.8
<b>10.8</b>	Turnovers Per Game	12.0
10.7	Turnovers Forced Per Game	<b>14.5</b>
-0.1	Turnover Margin	<b>+2.5</b>
<b>1.5</b>	Assist-to-Turnover Ratio	1.1

- Hansbrough has reached double-figures in points a team-high 25 times this season (out of 27 games), while Abromaitis has netted double-digits 22 times.
- Hansbrough has led the Irish in scoring a team-best 16 times this season, while Abromaitis has done so on seven occasions.
- Hansbrough has scored 20-plus points a team-best 11 times this season, while Abromaitis has done so on nine occasions.

**AUSTIN CARR TO JOIN NOTRE DAME RING OF HONOR**

- Former Irish great Austin Carr, who played at Notre Dame from 1968-71 and still remains the school's all-time leader with 2,560 career points and a 34.6 career scoring average, will be the third individual to be inducted into the Notre Dame Basketball Ring of Honor inside Purcell Pavilion at the Joyce Center. His legacy and achievements will be celebrated during halftime of Saturday's game.
- Carr will join Luke Harangody (2006-10) and Ruth Riley (1997-2001) as Notre Dame's third member to the Ring of Honor. Harangody was the first honoree as he was honored in February 2010, while Riley followed him in November 2010.
- The Ring of Honor was established by the Notre Dame athletics department to honor former and present men's and women's basketball and volleyball players who have made distinguished and noteworthy contributions during their careers while student-athletes at the University. A committee consisting of Irish coaches and administrators helps to determine the inductees.

**ABROMAITIS NEARING 1,000-POINT MARK**

- **Tim Abromaitis** needs 22 points to become the 51st player in Notre Dame history to reach the 1,000-point mark. In the 74 outings he has played in during his career, Abromaitis has 978 career points and a 13.2 career scoring average. After scoring just 20 points during his freshman season in 2007-08 and sitting out the 2008-09 campaign, Abromaitis has scored 958 points over the course of the last 62 games for a 15.5 scoring average.

**ABROMAITIS NAMED TO CAPITAL ONE ACADEMIC ALL-AMERICA FIRST TEAM**

- **Tim Abromaitis** has been named to the Capital One Academic All-America Men's Basketball First Team for the second consecutive year. Abromaitis becomes the first Notre Dame men's basketball player to earn first team Academic All-America honors in back-to-back seasons since Pat Garrity in 1997 and 1998.
- He is enrolled in a one-year intensified MBA program within the Mendoza College of Business and has a 3.615 grade point average. He graduated one full year ahead of his class in May of 2010 from the Mendoza College of Business with a degree in finance. A three-time member of the Dean's List, he earned a 3.72 grade index over his eight semesters.
- Abromaitis becomes just the fourth player in program history to earn first team Academic All-America honors on multiple occasions. In addition to Garrity, Bob Arzen and John Paxson were both multi-year first-team honorees. Arzen ranks as Notre Dame's only three-time Academic All-America honoree as he garnered first-team recognition in 1967, 1968 and 1969, while Paxson earned first-team recognition in both 1982 and 1983.
- Notre Dame's other Academic All-America honorees include: Gary Novak (second team in 1972 and first team in 1974); Kelly Tripucka (first team in 1979); Rich Branning (first team in 1980) and Chris Quinn (first team in 2006).
- In all, Notre Dame has had eight different players in the 106-year history of the men's basketball program garner Academic All-America recognition on 14 occasions.
- Abromaitis is the third Notre Dame student-athlete during the 2010-11 school year to be named an Academic All-American. Irish kicker David Ruffer was a first-team football selection, while All-American Lauren Fowlkes earned a spot on the women's soccer first team. Overall, Notre Dame ranks second all-time in the number of Academic All-Americans it has produced with 219.

**HANSBROUGH NAMED TO NAISMITH TROPHY MIDSEASON 30**

- **Ben Hansbrough** is among a list of 30 players on the Naismith Trophy mid-season list. Four other BIG EAST players also are on the list — Austin Freeman (Georgetown), Rick Jackson (Syracuse), Kemba Walker (Connecticut) and Brad Wanamaker (Pittsburgh).

**HANSBROUGH STAYING HOT**

- Senior guard **Ben Hansbrough** scored a career-high 32 points on Wednesday at Providence. His 10 made field goals (10-13) matched a career-high total.
- Over the past eight games, Hansbrough is averaging 23.0 points, 4.3 rebounds and 4.6 assists. He is shooting 54.4% (62-114) from the floor during those eight contests. The Irish are 7-1 in that stretch.





## 2010-11 BIG EAST STANDINGS

(as of games played on Feb. 24)

	<b>BIG EAST Record</b>	<b>Overall Record</b>
Pittsburgh	13-2	25-3
<b>NOTRE DAME</b>	<b>11-4</b>	<b>22-5</b>
Louisville	10-5	21-7
St. John's	10-5	18-9
Syracuse	10-6	23-6
Georgetown	10-6	21-7
Cincinnati	9-6	22-6
Villanova	9-6	21-7
Connecticut	8-7	20-7
Marquette	8-7	17-11
West Virginia	8-7	17-10
Seton Hall	5-10	11-16
Rutgers	4-11	13-14
Providence	3-12	14-14
USF	2-13	8-21
DePaul	1-14	7-21

### Players of the Week

Ashton Gibbs, Jr., G, Pittsburgh (Nov. 22)  
Kemba Walker, Jr., G, Connecticut (Nov. 29)  
Chris Wright, Sr., G, Georgetown (Dec. 6)  
Marshon Brooks, Sr., G, Providence (Dec. 13)  
Gilbert Brown, Sr., F, Pittsburgh (Dec. 20)  
Peyton Siva, So., G, Louisville (Dec. 27)  
Dwight Hardy, Sr., G, St. John's (Jan. 3)  
**Ben Hansbrough, Sr., G, Notre Dame (Jan. 10)**  
Kemba Walker, Jr., G, Connecticut (Jan. 17)  
Austin Freeman, Sr., G, Georgetown (Jan. 24)  
Peyton Siva, So., G, Louisville (Jan. 31)  
Marshon Brooks, Sr., G, Providence (Feb. 7)  
Dwight Hardy, Sr., G, St. John's (Feb. 14)  
Dwight Hardy, Sr., G, St. John's (Feb. 21)

### Rookies of the Week

Sean Kilpatrick, Fr., G, Cincinnati (Nov. 22)  
Gerard Coleman, Fr., G, Providence (Nov. 29)  
Brandon Young, Fr., G, DePaul (Dec. 6)  
Vander Blue, Fr., G, Marquette (Dec. 13)  
Fuquan Edwin, Fr., F, Seton Hall (Dec. 20)  
Cleveland Melvin, Fr., F, DePaul (Dec. 27)  
Cleveland Melvin, Fr., F, DePaul (Jan. 3)  
Shabazz Napier, Fr., G, Connecticut (Jan. 10)  
Cleveland Melvin, Fr., F, DePaul (Jan. 17)  
Gerard Coleman, Fr., G, Providence (Jan. 24)  
Jeremy Lamb, Fr., G, Connecticut (Jan. 31)  
Jeremy Lamb, Fr., G, Connecticut (Feb. 7)  
Sean Kilpatrick, Fr., G, Cincinnati (Feb. 14)  
Cleveland Melvin, Fr., F, DePaul (Feb. 21)

### Notre Dame Weekly Honor Roll Honorees

Ben Hansbrough (Nov. 22, Jan. 24, Jan. 31, Feb. 7)  
Tim Abromaitis (Nov. 29, Dec. 27)  
Carleton Scott (Dec. 20, Feb. 14)

- For the season, Hansbrough is averaging a career-best - and team-high - 17.9 points per game. Hansbrough has a team-best 109 assists (4.0 apg) and a team-high 33 steals (1.2 spg). He also is averaging a team-high 35.0 minutes played per game.
- His 20.0 ppg. average in BIG EAST games ranks third in the league. His 37.1 minutes played per game in BIG EAST contests ranks fourth in the conference.
- Hansbrough has led the Irish in scoring in nine of the past 10 games and a team-best 16 times this season.
- He has made at least five three-pointers in a game five times this season. Hansbrough made a career-high six treys earlier this season versus Chicago State (Nov. 17).
- Hansbrough has notched at least five assists in a game 10 times this season.
- He is shooting 81.4% (118-145) from the free throw line overall this season and boasts an 84.8% (78-92) average in BIG EAST play, which ranks sixth.

### HOME COURT ADVANTAGE

- The Fighting Irish are 15-0 at Purcell Pavilion at the Joyce Center this season. The Irish have won 17 straight games at home. Notre Dame has won 84 of its last 90 (.933) home games and is 38-5 (.884) in its last 43 BIG EAST home contests.
- Notre Dame is averaging 82.9 points per game in its 15 home games this season, while the Irish average 67.2 points in their eight true road games, all BIG EAST contests. Notre Dame is averaging 75.6 points per game in its seven BIG EAST home games.
- The Irish have eclipsed 80 points at home nine times this season (twice in BIG EAST play).

### IRISH AMONG NATION'S BEST IN PROTECTING THE BASKETBALL

- Notre Dame boasts a 1.54 assist-to-turnover ratio. The Fighting Irish rank fourth nationally in that category and second among BIG EAST teams. The Irish have registered 450 assists on their 672 made field goals this season (.670). The Fighting Irish average just 10.8 turnovers per game, which is the 10th-best mark in the country.
- Notre Dame has notched at least 20 assists in a game eight times this season (twice in BIG EAST play). The Irish had a season-high 29 assists (on 34 made field goals) versus Chicago State (Nov. 17). Notre Dame is 15th nationally in assists per game (16.7).
- Senior guard **Ben Hansbrough** leads the Irish with 109 assists (4.0 apg). Freshman point guard **Eric Atkins** is second with 97 (3.6 apg). Atkins has a team-best 3.03 assist-to-turnover ratio, which ranks seventh nationally and first in the BIG EAST.
- Notre Dame matched a season-low total by committing just seven turnovers versus Louisville (Feb. 9). The Irish have had fewer than 10 turnovers in a game nine times this season (five times in BIG EAST play).

### SPREADING THE WEALTH

- In the 78-55 win at USF (Feb. 12), the Irish had six players reach double-figures in points for the first time ever in a BIG EAST game. **Jack Cooley** (18), **Carleton Scott** (13), **Tim Abromaitis** (12), **Ben Hansbrough** (12), **Scott Martin** (10) and **Tyrone Nash** (10) all netted double-digits. It's the second time this season Notre Dame has had six double-figure scorers. Those same six players all did so versus Maine (Nov. 22).
- The Irish have had at least four players reach double-figures in points in five of the past six games. Notre Dame has had at least four double-figure scorers in 12 games this season.
- Notre Dame has had at least five players reach double-digits in the same contest six times (see box on page 8).

### A IS FOR ABROMAITIS

- **Tim Abromaitis** tallied a season-high 28 points on Wednesday at Providence. His 11 made field goals (11-16) matched a career-high total.
- Abromaitis has scored in double figures in 22 of 27 games this season. He has reached double-figures in five of the past six games. Abromaitis has netted 20-plus points in a game nine times this season (three times in BIG EAST play).
- Abromaitis' point (14.6) and rebound (6.2) averages rank second on the team.
- He has scored in double-figures in 28 out of 33 BIG EAST regular-season games over the past two seasons.
- Abromaitis has two double-doubles this season. He has grabbed a career-high 11 rebounds twice this season (California and UMBC).



**Number of Games Led Irish in This Season ...**  
(Career figure in parenthesis)

**Tim Abromaitis**

Points 6 (13)  
Rebounds 10 (13)  
Assists 2 (4)  
Blocks 2 (7)  
Steals 9 (13)

**Eric Atkins**

Points 2 (2)  
Assists 9 (9)  
Steals 8 (8)

**Mike Broghammer**

Blocks 2 (2)  
Steals 0 (1)

**Joey Brooks**

Rebounds 1 (1)  
Steals 2 (4)

**Jack Cooley**

Points 1 (1)  
Blocks 8 (9)  
Steals 2 (2)

**Ben Hansbrough**

Points 16 (21)  
Rebounds 1 (4)  
Assists 9 (23)  
Blocks 1 (5)  
Steals 12 (25)

**Scott Martin**

Rebounds 4 (4)  
Assists 1 (1)  
Blocks 3 (3)  
Steals 1 (1)

**Tyrone Nash**

Points 1 (1)  
Rebounds 5 (10)  
Assists 7 (14)  
Blocks 9 (24)  
Steals 3 (14)

**Carleton Scott**

Points 3 (3)  
Rebounds 12 (18)  
Assists 4 (5)  
Blocks 17 (39)  
Steals 5 (9)

**Number of Games This Season With ...**  
(Career figure in parenthesis)

Six Double-Figure Scorers 2  
Five Double-Figure Scorers 4  
Four Double-Figure Scorers 11

**Double-Figure Points**

Ben Hansbrough 25 (74, 48 at ND)  
Tim Abromaitis 22 (50)  
Scott Martin 16 (29, 16 at ND)  
Carleton Scott 16 (20)  
Tyrone Nash 14 (28)  
Eric Atkins 7 (7)  
Jack Cooley 4 (4)  
Joey Brooks 0 (1)

**30-Plus Points**

Tim Abromaitis 0 (2)  
Ben Hansbrough 1 (1, 1 at ND)

**20-Plus Points**

Ben Hansbrough 11 (18, 14 at ND)  
Tim Abromaitis 9 (18)  
Carleton Scott 2 (2)

**10-Plus Rebounds**

Carleton Scott 8 (12)  
Tyrone Nash 3 (6)  
Tim Abromaitis 3 (4)  
Scott Martin 1 (1, 1 at ND)  
Ben Hansbrough 0 (1, 1 at ND)

**10-Plus Assists**

Ben Hansbrough 0 (2, 2 at ND)

**Double-Doubles**

Carleton Scott 7 (10)  
Tyrone Nash 3 (4)  
Tim Abromaitis 2 (3)  
Scott Martin 1 (1, 1 at ND)  
Ben Hansbrough 0 (2, 2 at ND)

**BALANCED ATTACK**

• Six different Notre Dame players have led the team in scoring during a game this season. **Ben Hansbrough** has led the Irish in scoring a team-best 16 times, including in nine of the past 10 games. **Tim Abromaitis** has led the Irish in points on six occasions. **Carleton Scott** has done so three times, including one tie with **Eric Atkins**, who has posted a team-high point total twice this season. **Jack Cooley** and **Tyrone Nash** have led the Irish in scoring once each.

• Three Notre Dame players (Abromaitis, Hansbrough and Scott) all have scored 20-plus points in a game this season. Hansbrough has accomplished the feat a team-best 11 times, including the team's only 30-plus point game this season. Abromaitis has scored 20-plus points nine times, while Scott has done it twice.

**SCOTT PROVIDES A SPARK**

• Notre Dame is 20-3 this season when **Carleton Scott** has played.

• Scott had to leave the Syracuse contest (Jan. 1), a 70-58 loss, in the second half after suffering a hamstring injury. Notre Dame went 2-2 in the next four contests without his services. Scott returned to game action on Jan. 19 versus Cincinnati, a 66-58 Irish win.

• Scott returned to the starting lineup on Jan. 22 versus Marquette (an 80-75 win) and notched a double-double with 11 points and 10 rebounds. Scott then posted 16 points and nine rebounds in a 56-51 win at Pittsburgh.

**CONSISTENCY FROM CARLETON**

• Despite missing four games earlier this season with a hamstring injury, senior forward **Carleton Scott** has been one of Notre Dame's top performers this season. Scott has scored in double-figures 16 times this season (out of 23 games played).

• Scott has a team-high seven double-doubles this season. He hauled down a game-high 10 rebounds at Providence on Wednesday. That marked the eighth time this season he's had 10 or more rebounds in a game.

• Scott is 21-23 (.913) from the free throw line in BIG EAST play. Overall this season, he is shooting 88.7% (47-53) from the charity stripe, which ranks fourth among all BIG EAST players.

• Scott's five made three-pointers at Pittsburgh (Jan. 24) were a career-high total. He dished out a career-high six assists versus UMBC (Dec. 22).

• He netted a career-high 23 points versus Gonzaga on Dec. 11.

• His perfect 8-8 performance from the field against Stony Brook (Dec. 19) ranks in a tie for third all-time in program history for most made field goals in a game without a miss. He was 4-4 from three-point range versus the Seawolves.

**BLOCK PARTY**

• Senior forward **Carleton Scott** has a team-best - and career-high - 42 blocked shots this season (1.8 per game).

• Scott blocked three shots against Providence on Wednesday. That was the 15th time this season - and sixth straight contest - he has blocked at least two shots in a game. He has swatted three or more shots in a game seven times this season. Scott tied a career-high total with a season-high four blocked shots against Indiana State (Nov. 30).

• Notre Dame matched a season-high total with eight blocked shots at USF on Feb. 12. **Scott Martin** led the way with a career-high tying three blocks. The Irish also had eight blocked shots versus California (Nov. 26).

**MARTIN MAKING AN IMPACT**

• **Scott Martin** has reached double-figures in points 12 times in BIG EAST play (out of 15 games). He has registered double-figures 16 times overall this season.

• Martin notched his first career double-double versus Marquette (Jan. 10) as he tallied 10 points and a career-high 11 rebounds. He has led the Irish in rebounding four times this season.

• Martin has netted a season-high 15 points three times (Maine, Indiana State, UMBC). Those were his highest point outputs since he netted a career-high 17 points against Missouri State during his freshman season at Purdue.

• Martin did not play in 2008-09 due to NCAA transfer rules and he missed all of last season with an ACL injury.

**ROOKIE HANDLING THE ROCK**

• Freshman point guard **Eric Atkins** boasts a team-best 3.0 assist-to-turnover ratio, which ranks seventh nationally and first in the BIG EAST. He is second on the team with 97 assists (3.6 apg).

• Atkins has a 3.1 assist-to-turnover ratio in BIG EAST games, which also ranks first among all of the league's players.

• Over the past eight games, Atkins has compiled 28 assists and just five turnovers in 169 minutes of play.



**Irish In The NCAA Rankings**  
(as of Feb. 20)

**TEAM**

**Assist-To-Turnover Ratio**

4. 1.52  
(National Leader: Wisconsin, 1.78)

**Turnovers Per Game**

10. 10.8  
(National Leader: Wisconsin, 7.8)

**Assists Per Game**

15. 16.5  
(National Leader: Duquesne, 18.6)

**Winning Percentage**

17. .808  
(National Leader: San Diego State, .964)

**Scoring Margin**

30. +10.1  
(National Leader: Duke, +19.0)

**Rebound Margin**

38. +4.8  
(National Leader: Old Dominion, +11.8)

**INDIVIDUAL**

**Assist-To-Turnover Ratio**

7. Eric Atkins, 3.13  
(National Leader:  
Jordan Taylor, Wisconsin, 4.13)

- The rookie has dished out five-plus assists in a game nine times this season, including a career-high tying seven assists versus USF on Feb. 12.
- Atkins has led the Irish in assists nine times this season.
- He scored a career-high - and team-best - 15 points versus Marquette on Jan. 10.

**PERFORMING IN THE POST**

- Notre Dame is 13-1 this season when senior forward **Tyrone Nash** scores at least 10 points.
- Nash has led the Irish in assists seven times this season. He has registered five or more assists in a game five times this season, including a career-high seven versus Chicago State (Nov. 17) and Providence (Feb. 23).
- Nash's 66 assists (2.7 apg) rank third among all Notre Dame players. He is third in rebound average (5.8) and boasts a team-high 66 offensive rebounds.
- Nash has produced three double-doubles this season.

**JACK ATTACK**

- Sophomore forward **Jack Cooley** scored a career-high 18 points and hauled down a career-high tying eight rebounds on Feb. 12 at USF. Cooley made his first nine shots of the contest before missing his final attempt from the field.
- Overall, Cooley had made 15 straight field goal attempts before the miss against the Bulls. Cooley made his final field goal attempt versus Rutgers (Feb. 6) and made all five of his tries against Louisville (Feb. 9).
- Cooley gave the Irish a huge lift off the bench in the win over Louisville. He scored all 10 of his points in the first half.
- The Louisville and USF contests marked the first time Cooley ever has scored in double-figures in consecutive games. Cooley has four double-digit scoring efforts this season.
- Cooley is an efficient 48-73 (.658) from the field this season. He is 24-37 (.649) from the floor in BIG EAST play.

**ROLLING TO VICTORY ON THE ROAD**

- Notre Dame's 25-point victory (83-58) at DePaul on Feb. 3 was Notre Dame's second-largest road victory ever in BIG EAST play. The Irish won by 26 points (95-69) at Seton Hall during the 2007-08 season.

**FIRST HALF FLURRY**

- Notre Dame opponents are averaging just 29.1 points in the first half of play this season, while the Irish are averaging 37.1 points during the first stanza.
- Notre Dame held USF to just 17 first-half points on Feb 12. That marked the fourth time this season Notre Dame has held an opponent to under 20 points in the first half. The other times were against California (5 points), Wisconsin (19) and Cincinnati (19).
- Notre Dame's 48 first-half points against Providence on Wednesday signified the 12th time this season (fourth in BIG EAST play) the Irish have netted at least 40 points in the first half of play. Notre Dame has scored 40 or more first-half points in three of the past four games.
- Notre Dame is 18-1 this season when leading at the intermission. The only loss came last Saturday at West Virginia as the Irish held a 27-26 halftime lead over the Mountaineers, yet fell 72-58.
- In the first half of their five losses, the Irish have been outscored by just 12 points combined (159-147). Notre Dame has been outscored by 68 points (206-138) in the second half of its five setbacks.

**CLAMPING DOWN**

- Notre Dame has held 12 of its opponents to 40% or below shooting from the field. The Irish held California under 30% on Nov. 26.
- The Fighting Irish held USF to just 30.4% (21-69) shooting from the floor on Feb. 12. That is the lowest shooting percentage for an Irish opponent in a BIG EAST game this season.

**LIVING LARGE AT THE LINE**

- The Fighting Irish have 87 more made free throws than their opponents have attempts from the charity stripe. The Fighting Irish are 495-680 (.728) from the free throw line this season, which ranks fourth among all BIG EAST teams. Irish opponents are 289-408 (.708) from the line.
- The Irish are 19-0 this season when making more free throws than their opponent.
- The Irish have made 20 or more free throws in a game 13 times this season. Notre Dame made a season-high 30 free throws (on 43 attempts) versus Georgia, a double-overtime Irish victory.

**Irish Posting One of Top Seasons in Program History**

(listed by win total)

SEASON	RECORD	PERCENTAGE
1908-09	33-7	.825
1973-74	26-3	.897
2007-08 <sup>^</sup>	25-8	.758
1957-58	24-5	.828
1978-79	24-6	.800
1986-87	24-8	.750
2002-03 <sup>^</sup>	24-10	.706
2006-07 <sup>^</sup>	24-8	.750
1975-76	23-6	.793
1977-78	23-8	.742
1980-81	23-6	.793
1985-86	23-6	.793
2009-10 <sup>^</sup>	23-12	.657
1935-36	22-2-1	.900
1953-54	22-3	.880
1976-77	22-7	.759
1979-80	22-6	.786
1999-00	22-15	.595
2001-02 <sup>^</sup>	22-11	.667
<b>2010-11<sup>^</sup></b>	<b>22-5</b>	<b>.815</b>

<sup>^</sup> - Mike Brey coached team





## Notre Dame's Record in 2010-11 when ...

Played at the Purcell Pavilion.....	15-0
Played on the road.....	4-4
Played at a neutral site.....	3-1
BIG EAST Conference record (all games) .....	11-4
Non-conference record .....	11-1
Leading at halftime.....	18-1
Trailing at halftime.....	4-3
Tied at halftime.....	0-1
Playing an overtime game.....	2-0
Shoots .500 or better .....	9-0
Shoots .500 or less.....	13-5
Opponents shoots .500 or less.....	20-4
Shoots better than opponent .....	18-0
Shoots worse than opponent.....	4-5
Shoots same as opponent .....	0-0
Makes more free throws than opponent.....	19-0
Makes less free throws than opponent .....	2-5
Same number of free throws .....	1-0
Outrebounded opponents .....	18-1
Outrebounded by opponent .....	3-4
Same number of rebounds.....	1-0
Has more turnovers than opponent.....	9-5
Has fewer turnovers than opponent .....	11-0
Has same number of turnovers .....	2-0
Bench outscored opponent's bench.....	6-1
Outscored by opponent's bench .....	15-4
Bench points are the same.....	1-0
Plays a ranked opponent.....	5-2
Makes 10 or more three-pointers .....	5-0
No Notre Dame player fouls out.....	19-3
One Notre Dame player fouls out.....	3-1
Two or more Notre Dame players foul out.....	0-1
Wears White Uniforms .....	11-0
Wears Blue Uniforms .....	5-4
Wears Gold Uniforms.....	6-1
Wears Black Uniforms .....	0-0
Plays in an In-Season Tournament.....	3-0
Plays on Television .....	16-5
Plays in November .....	8-0
Plays in December .....	4-1
Plays in January .....	5-3
Plays in February .....	5-1
Plays in March.....	0-0
Plays in Day Games.....	4-3
Plays in Night Games .....	18-2
Plays on Sundays.....	4-1
Plays on Mondays.....	2-1
Plays on Tuesdays .....	2-0
Plays on Wednesdays .....	6-1
Plays on Thursdays.....	2-0
Plays on Fridays.....	2-0
Plays on Saturdays .....	4-2
Final Margin is 5 points or less .....	5-0
Final Margin is 6-10 points.....	6-0
Final Margin is 11-20 points.....	3-5
Final Margin is 20-plus points.....	8-0
Has a player score 20-plus points .....	16-1
Has a player score 30-plus points .....	1-0
Scores 59 points or less .....	3-5
Scores 60-69 points .....	2-0
Scores 70-79 points .....	5-0
Scores 80-89 points .....	7-0
Scores 90-plus points.....	5-0

- Against Maine, Notre Dame shot a season-best 92.6% from the free throw line (25-27). The Fighting Irish also shot above 90% from the charity stripe against Stony Brook as they connected on 11 of 12 shots (91.7%).

### HITTING THE GLASS

- The Fighting Irish are 18-1 this season when out-rebounding their opponent. The only loss came last Saturday when they held a 39-38 edge on the glass versus West Virginia.
- Notre Dame boasts a +4.8 overall rebound margin this season, which ranks third in the BIG EAST. The Irish have a +7.2 margin in their 22 wins, while they are -5.6 in their five losses. The Fighting Irish have held the advantage on the glass in 18 of their 22 wins. Notre Dame has been out-rebounded in four of its five losses
- Senior forward **Carleton Scott** is averaging a team-high 7.2 rebounds per game. **Tyrone Nash** leads the team with 66 offensive rebounds.

### DRAINING FROM DEEP

- The Fighting Irish are 204-541 (.377) from three-point range this season. That mark ranks second among all BIG EAST teams. Notre Dame has hit 10 or more three pointers in a game five times this season (all wins). The Irish are averaging 7.6 made three-pointers per game.
- The Irish are 177-439 (.403) from three-point range in their 22 wins and they are 27-102 (.265) in the five losses.
- Notre Dame's season-high mark for made three-pointers was 12 versus both Chicago State (Nov. 17) and Maine (Nov. 22).
- **Ben Hansbrough** is shooting at a team-best 42.1% clip (64-152) from beyond the arc this season.
- **Tim Abromaitis** is shooting a team-best 46.0% (29-63) from three-point range in BIG EAST play. That mark ranks sixth among league players.

### 401 AND COUNTING

- Heading into the Seton Hall contest, Notre Dame has made at least one three-pointer in 401 straight contests dating back to the 1998-99 campaign. The Fighting Irish have made at least one three pointer during every game of the Mike Brey era. The last time an Irish team failed to hit a three-pointer in a game was in a 101-70 loss to Connecticut at the Hartford Civic Center on Jan. 12, 1999. Notre Dame finished 0-7 from beyond the arc in that contest. In 2008-09, the Irish set a single-season three-point record with 319.

### IRISH FUN FACT UNDER BREY

- Notre Dame teams under **Mike Brey** have always ranked among the best teams in the nation and BIG EAST in assists and three-point shooting. In 11 seasons with Brey on the sidelines, Notre Dame is 72-9 when Irish teams have 20 or more assists and are 71-28 when making 10 or more three-pointers.

### SOLID SHOWING FOR IRISH ATHLETICS IN THE POLLS

- Notre Dame is the only school in the country that fields men's and women's basketball and hockey teams and has all three squads currently appearing in the top 10 in their respective national rankings. The women's basketball team is ranked 8th in both polls (AP & ESPN/USA Today coaches' poll), while hockey is 8th in the latest USA Today poll and 9th in the USCHO.com rankings.
- Notre Dame and Duke are the only two schools in the country to have both its men's and women's basketball teams currently in the AP Top 10. The Blue Devils men are ranked first, while the women are ninth.

### BEATING THE BEST

- Five of Notre Dame's 11 BIG EAST wins have come against a ranked opponent. The Irish defeated #9/9 Georgetown 69-55 in the league opener. Notre Dame topped #8/9 Connecticut 73-70 and downed #25/- Cincinnati 66-58. The Irish upended #2/2 Pittsburgh 56-51 and #16/15 Louisville 89-79 in overtime.

### STOUT SCHEDULE

- There currently are nine Irish opponents ranked in the AP top-25 poll. The Irish are 6-3 against those squads so far this season.

### TAKING DOWN A TOP-10 FOE

- Notre Dame has defeated three top-10 teams this season. Most recently, the Irish won at No. 2/2 Pittsburgh, 56-51, on Jan. 24. Notre Dame opened BIG EAST play with a 69-55 triumph of No. 9/9 Georgetown (Dec. 29) and the Irish produced a 73-70 victory over No. 8/9 Connecticut (Jan. 4).



## Spreading the Wealth

### Six Double-Digit Scorers

#### **Maine - W, 97-72 (Nov. 22)**

Abromaitis (26), Martin (15), Nash (13), Cooley (13), Scott (11), Hansbrough (11)

#### **USF - W, 78-55 (Feb. 12)\***

Cooley (18), Scott (13), Abromaitis (12), Hansbrough (12), Martin (10), Nash (10)

\* - indicates first time Notre Dame ever has had six double-figure scorers in a BIG EAST game

### Five Double-Digit Scorers

#### **Chicago State - W, 102-62 (Nov. 17)**

Hansbrough (22), Abromaitis (21), Scott (17), Atkins (12), Nash (11)

#### **Indiana State - W, 81-72 (Nov. 30)**

Hansbrough (24), Nash (16), Martin (15), Abromaitis (13), Scott (11)

#### **Cincinnati - W, 66-58 (Jan. 19)**

Nash (13), Hansbrough (13), Abromaitis (12), Atkins (11), Martin (11)

#### **Marquette - W, 80-75 (Jan. 22)**

Hansbrough (28), Nash (13), Atkins (12), Scott (11), Martin (10)

## Taking Care Of The Basketball

Under Irish head coach Mike Brey, Notre Dame always has been a team that has had a high number of assists and very few turnovers. Here's a look at the Irish under Brey:

	FGs	Assts	TOs	Asst/Bskt	Asst/TO
2000-01	814	527	434	.647	1.21
2001-02	934	629	435	.673	1.45
2002-03	917	558	446	.609	1.25
2003-04	766	434	329	.567	1.32
2004-05	671	415	341	.618	1.22
2005-06	772	468	364	.606	1.29
2006-07	869	552	414	.635	1.33
2007-08	914	608	429	.665	1.42
2008-09	988	601	343	.608	1.75
2009-10	918	585	362	.637	1.62
2010-11	672	450	292	.670	1.54

## Irish On The Road Under Brey

	Away	Neutral	Overall
2010-11	4-4	3-1	7-5
2009-10	3-6	3-3	6-9
2008-09	3-8	3-4	6-12
2007-08	5-4	3-4	8-8
2006-07	3-5	3-3	6-8
2005-06	4-7	0-2	4-9
2004-05	4-6	0-1	4-7
2003-04	6-5	2-1	8-6
2002-03	4-5	6-3	10-8
2001-02	8-4	5-3	13-7
2000-01	6-4	2-2	8-6
<b>Totals</b>	<b>50-58</b>	<b>30-27</b>	<b>80-85</b>
	<b>(.463)</b>	<b>(.526)</b>	<b>(.485)</b>

- Prior to this season, the last time Notre Dame defeated three top-10 teams in the same season was during the 2008-09 campaign. That season, the Irish took down No. 6/7 Texas (81-80), No. 9/10 Georgetown (73-67) and No. 5/7 Louisville (90-57).

- This season's wins over Georgetown and Connecticut marked the first time since the 2002-03 campaign that Notre Dame defeated two top-10 teams in a three-game span.

- Prior to the wins over Georgetown and Connecticut, the last time Notre Dame recorded back-to-back home wins over top-10 teams was during the 1960-61 season when the Irish knocked off No. 7 DePaul (61-58 on Jan. 17, 1961) and No. 7 St. John's (64-63 on Feb. 2, 1961).

## COMING BACK

- The Irish have had to use comebacks in recent wins over Pittsburgh (Jan. 24), Marquette (Jan. 22) and Louisville (Feb. 9). The Fighting Irish were down by nine points (45-36) at halftime to Marquette and came back to win 80-75. Against Pittsburgh, the Irish trailed by five points (28-23) at the intermission and prevailed 56-51. Notre Dame overcame a four-point (44-40) halftime deficit to defeat Louisville 89-79 in overtime.

- Notre Dame is 4-3 this season when trailing at halftime. The Fighting Irish rebounded from a 12-point halftime deficit (37-25) to defeat Georgia in double-overtime, 89-83, at the Old Spice Classic (Nov. 25).

- Arguably Notre Dame's top comeback of the season occurred during the title game of the Old Spice Classic. Notre Dame trailed Wisconsin 43-32 with 9:21 left in regulation, yet the Fighting Irish finished the game on a 26-8 run to claim the 58-51 victory. Included in that stretch was a 15-0 run for the Irish.

## ICING THE GAME

- Clutch free throw shooting has been key in three recent Notre Dame victories.

- Rutgers (Feb. 6) trimmed the Irish lead to three (70-67) with 59 seconds left to play, yet **Ben Hansbrough** went 6-for-6 from the charity stripe down the stretch to help the Irish produce the 76-69 victory. Hansbrough is 54-63 (.857) from the free throw line in the final five minutes of regulation and overtime this season (see box on page 9).

- After Marquette trimmed Notre Dame's lead to four (69-65) with 3:21 left in the game on Jan. 22, the Irish went 9-10 from the charity stripe en route to the 80-75 victory. **Tyrone Nash** went 4-4 during that stretch, while Hansbrough was 2-2 and **Scott Martin** connected on three of his four attempts.

- Versus Cincinnati (Jan. 19), the Irish led by five (57-52) with 1:18 remaining. Notre Dame went 9-10 from the free throw line down the stretch to secure the 66-58 victory. Hansbrough went 5-6, while **Tim Abromaitis** and **Eric Atkins** both were 2-2.

## VETERAN PRESENCE

- Seniors **Tim Abromaitis** (F), **Ben Hansbrough** (G), **Scott Martin** (G), **Tyrone Nash** (F) and **Carleton Scott** (F) have combined for 129 of a possible 135 starts this season. Notre Dame is 18-3 when that quintet starts. Nash, Abromaitis and Hansbrough have started all 27 games this season, while Martin has 26 starts. Scott started the first 14 contests of the season before suffering a hamstring injury versus Syracuse (Jan. 1). He returned to the starting lineup on Jan. 22 versus Marquette. Scott has 22 starts this season. Notre Dame's game-by-game starters are listed on page 12 of this notes packet.

## IRONMEN

- **Tim Abromaitis**, **Ben Hansbrough** and **Tyrone Nash** all have played in the past 62 contests. Nash and Hansbrough both have started all 62 of those contests. Overall, Nash has played in a team-best 76 straight contests. The last game he did not play in was at Cincinnati on Feb. 4, 2009.

## A NEW ADDITION TO THE SWANAGAN FAMILY

- Current Notre Dame coordinator of men's basketball operations, **Harold Swanagan**, who played for the Irish from 1998-2002, and his wife Andrea (also a 2002 Notre Dame graduate), welcomed their first child, a daughter, on Super Sunday (Feb. 6). Elena Marie Swanagan was born at 10:30 p.m. and weighed seven pounds and 11 ounces. Swanagan was not present on the bench earlier that day when Notre Dame defeated Rutgers 76-69 at home.

## PITT-STOPPED

- Notre Dame's win over then second-ranked Pittsburgh on Jan. 24, produced several noteworthy items as the Irish recorded their third win over a top-10 foe this season:





**2010-11 BIG EAST Preseason Coaches' Poll**

	Pts.
1. Pittsburgh (12)	222
2. Villanova (1)	208
3. Syracuse (2)	187
4. Georgetown	173
5. West Virginia	164
6. St. John's (1)	145
<b>7. NOTRE DAME</b>	<b>123</b>
8. Louisville	121
Marquette	121
10. Connecticut	113
11. Seton Hall	104
12. Cincinnati	91
13. USF	54
14. Providence	36
15. Rutgers	32
16. DePaul	26

\*First-place votes in parentheses

**BIG EAST Preseason Player of the Year**

Austin Freeman, Georgetown, Sr., G

**BIG EAST Preseason Rookie of the Year**

Fab Melo, Syracuse

**Preseason All-BIG EAST First Team**

Austin Freeman, Georgetown, Sr., G  
 Kemba Walker, Connecticut, Jr., G  
 Ashton Gibbs, Pittsburgh, Jr., G  
 Jeremy Hazell, Seton Hall, Sr., G  
 Corey Fisher, Villanova, Sr., G  
 Kevin Jones, West Virginia, Jr., F

**Preseason All-BIG EAST Second Team**

Chris Wright, Georgetown, Sr., G  
 Jimmy Butler, Marquette, Sr., F

**Tim Abromaitis, Notre Dame, Sr., F**

D.J. Kennedy, St. John's, Sr., G/F  
 Kris Joseph, Syracuse, Jr., F

**Preseason All-BIG EAST Honorable Mention**

Yancy Gates, Cincinnati, Sr., F  
 Darius Johnson-Odom, Marquette, Jr., G  
 Rick Jackson, Syracuse, Sr., F

**Free-Throw Shooting in Final Five Minutes and Overtime:**

Tim Abromaitis	14-21 (.667)
Eric Atkins	18-25 (.720)
Mike Broghammer	0-0 (.000)
Joey Brooks	4-8 (.500)
Jack Cooley	1-4 (.250)
Alex Dragicevich	4-4 (1.000)
Jerian Grant	0-0 (.000)
Ben Hansbrough	54-63 (.857)
Tom Knight	1-1 (1.000)
Tom Kopko	0-0 (.000)
Scott Martin	16-28 (.571)
Tyrone Nash	21-30 (.700)
Carleton Scott	11-13 (.846)
<b>Total</b>	<b>144-197 (.731)</b>
<b>Opponents</b>	<b>91-119 (.765)</b>

- The win was the highest-ranked opponent a Notre Dame team under **Mike Brey** had beaten on the road in a true road game.
- The victory was the first in a true road game over a top-five team for a Notre Dame team since a 75-70 win over No. 2 Connecticut on Jan. 2, 2000.
- The win matched the highest-ranked opponent an Irish squad had beaten during the Brey era. On Dec. 8, 2002, Notre Dame defeated No. 2 Texas in the championship game of the BB&T Classic in Washington, D.C., 98-92.
- Notre Dame had been winless (0-5) at the Petersen Events Center prior to victory and it marked just the 12th loss ever for a Pittsburgh team in 157 games at the PEC. The victory also snapped the Panthers' 20-game home win streak as Pittsburgh suffered just its 11th loss ever at the PEC in BIG EAST play.
- It was the first win for an Irish team at Pittsburgh since a 56-53 victory on Jan. 12, 2002. It was Notre Dame's third straight victory over the Panthers, its longest win streak since the Irish joined the BIG EAST Conference in 1995-96.
- The Irish held the Panthers to their lowest scoring output of the season (51 points) in their first BIG EAST loss of the 2010-11 campaign.
- **Ben Hansbrough** outscored the Pittsburgh 13-12 in the final 9:22 of the contest as he netted 15 of his game-high 19 points in the second half.

**LOOKING AT THE NUMBERS**

- Notre Dame has scored less than 60 points in its five losses this season. The Irish are 3-5 this season when scoring fewer than 60 points. The Irish are averaging 57.0 points per game in the five setbacks and 79.9 points in their 22 victories.
- The Irish are surrendering 64.3 points per game in their wins and they are allowing 73.0 points per game in their losses.

**WINNING WAYS**

- Notre Dame is 28-7 (.800) in its last 35 games dating back to last season. Following a double-overtime loss to Louisville (91-89) in Freedom Hall on Feb. 17, 2010, the Irish won their final four regular-season games in 2009-10 (Pittsburgh, Georgetown, Connecticut and Marquette) and won two games in the BIG EAST Tournament (Seton Hall and Pittsburgh) before losing to West Virginia in the conference championship semifinals and to Old Dominion in the first round of the 2010 NCAA Tournament.

**BREY REACHES BIG EAST MILESTONE**

- Notre Dame head coach **Mike Brey** notched his 100th BIG EAST regular-season victory with the 73-70 win over Connecticut on Jan. 4. Brey is the sixth coach in BIG EAST Conference history with 100 regular-season league wins. Brey's Irish teams are 109-72 (.602) all-time in regular-season BIG EAST play.

**ELDER STATESMAN**

- **Mike Brey** is in his 11th season along the Irish sidelines. He is the third-longest tenured coach in the BIG EAST, behind only Jim Boeheim of Syracuse and Jim Calhoun of Connecticut. Brey stands sixth all-time in career BIG EAST victories (both regular-season and tournament) with his 115-82 (.584) mark. He is one of eight coaches in BIG EAST history to record 100 conference wins.

**BIG EAST All-Time Winningest Coaches By Victories**

*(Includes conference regular-season and championship games)*

1. Jim Boeheim, Syracuse	381-210 (.645)
2. Jim Calhoun, Connecticut	297-170 (.636)
3. John Thompson, Georgetown	232-123 (.654)
4. Lou Carnesecca, St. John's	139-80 (.635)
5. Rollie Massimino, Villanova	123-92 (.572)
<b>6. Mike Brey, Notre Dame</b>	<b>115-82 (.584)</b>
7. Jay Wright, Villanova	107-75 (.588)
Jamie Dixon, Pittsburgh	107-43 (.713)

**PASSING THE TEST**

- Notre Dame has recorded a perfect score of 100 percent in each of the last three Graduation Success Rate (GSR) figures released in 2008, 2009 and 2010 and is one of just 12 schools to earn a perfect 100 percent score in each of the last three years. The 11 other schools include Binghamton, Charleston Southern, Coastal Carolina, Colgate, Holy Cross, Davidson, Loyola of Maryland, North Carolina-Wilmington, Utah State, Wake Forest and Western Kentucky.
- In the recent set of GSR scores released in the fall, Notre Dame had the highest percentage of sports with 100 percent scores (for the fifth time in six years) among the 120 Football Bowl Subdivision institutions, with a .863 figure (19 of 22).



### 2010-11 Mike Brey Radio Show

The Mike Brey Radio Show is broadcast live from Legends on the campus of the University of Notre Dame. on Thursday nights at 7:00 pm during the basketball season. Irish fans can join head coach Mike Brey as well as Irish players for an in-depth look inside Notre Dame basketball. Notre Dame Men's Basketball Network play-by-play announcer Jack Nolan hosts the show which can be heard locally on NewsTalk 960 WSBT- AM and worldwide on www.und.com. The show will re-air on Friday nights on College Sports Nation on Sirius Radio (122) and XM (143).

#### Schedule

Show #1	Thursday, December 2
Show #2	Thursday, December 9
Show #3	Thursday, December 16
Show #4	Thursday, December 30
Show #5	Thursday, January 6
Show #6	Thursday, January 13
Show #7	Thursday, January 20
Show #8	Thursday, January 27
Show #9	Monday, February 7
Show #10	Thursday, February 17
Show #11	Thursday, February 24
Show #12	Thursday, March 3

### 2010-11 BIG EAST Teleconferences

(Contact the BIG EAST Conference for teleconference number information)

#### Jan. 6, Jan. 20, Feb. 3 and Feb. 17

11:00 a.m.	Buzz Williams, Marquette
11:08 a.m.	Bob Huggins, West Virginia
11:16 a.m.	Keno Davis, Providence
11:24 a.m.	Jim Calhoun, Connecticut
11:32 a.m.	Steve Lavin, St. John's
11:40 a.m.	Jamie Dixon, Pittsburgh
11:48 a.m.	Kevin Willard, Seton Hall
11:56 a.m.	John Thompson III, Georgetown

#### Jan. 13, Jan. 27, Feb. 10 and Feb. 24

11:00 a.m.	Jay Wright, Villanova
11:08 a.m.	Stan Heath, USF
<b>11:16 a.m.</b>	<b>Mike Brey, Notre Dame</b>
11:24 a.m.	Mike Rice, Rutgers
11:32 a.m.	Oliver Purnell, DePaul
11:40 a.m.	Mick Cronin, Cincinnati
11:48 a.m.	Jim Boeheim, Syracuse
11:56 a.m.	Rick Pitino, Louisville

### 2010-11 Notre Dame Basketball Radio Affiliates

Notre Dame Sports Properties originates the Notre Dame Radio Network which includes: WSBT AM 960 (South Bend, Ind.); WLS AM 890 (Chicago, Ill.); WXNT-AM 1430 in Indianapolis, Ind.; WNUY-FM 100.1 (Fort Wayne, Ind.); WRSW ESPN 1480 AM (Warsaw, Ind.); WEFM FM 95.9 (Michigan City, Ind.); WLUV-AM 1520 (Rockford, Ill.); WVIL-FM 101.3 (Jacksonville/Peoria, Ill.); WJLS-AM 560 (Beckley, W.Va); WKKX-AM 1600 (Wheeling, W.Va.); SIRIUS Satellite (159) and XM Radio (117); and worldwide on www.und.com.

### STARTING STRONG

- This season and the 2006-07 campaign are the only two seasons during Notre Dame's BIG EAST era that the Irish suffered just one regular-season non-conference loss.
- Notre Dame's loss to Kentucky on Dec. 8 was the latest calendar date the Irish had suffered their first setback of the season since the 1979-80 campaign. Notre Dame started that season 7-0 before suffering its first loss to Kentucky (86-80) on Dec. 29, 1979.
- Notre Dame's 8-0 start this season was the fifth in program history and the best ever for the Irish under head coach Mike Brey.

### OLD SPICE CHAMPIONS

- Notre Dame won the Old Spice Classic in Orlando, Fla. (Nov. 25-28) by capturing wins over Georgia (89-83 in 2ot), California (57-44) and Wisconsin (58-51). It marked the first three-game in-season tournament victory for the Fighting Irish since winning the 2001 Hawaii-Pacific Thanksgiving Classic in Honolulu, Hawaii as the Irish defeated Hawaii-Pacific (98-58), Tennessee-Chattanooga (97-84) and Monmouth (85-48). Notre Dame also won the 2002 BB&T Classic in Washington, DC with wins over Maryland (79-67) and Texas (98-92).
- Notre Dame has played in an in-season tournament in each of the past five seasons and eight times during the Mike Brey era. Notre Dame is 18-6 all-time under Brey in in-season tournaments.
- In the Old Spice Classic, the Irish held California and Wisconsin to five and 19 points, respectively, in the first half of play.
- Notre Dame held California (16-61) and Wisconsin (20-57) to a combined 36-118 (.305) from the field during the final two games of the Old Spice Classic.
- Notre Dame out-rebounded Wisconsin 43-28 in the title game of the tournament.
- Notre Dame held a decisive free throw advantage in all three games of the tournament. The Irish made 20 more free throws than both Georgia (30-10) and California (26-6). Notre Dame made 16 more free throws (20-4) than Wisconsin in the title game.
- Senior forward **Tim Abromaitis** was named the MVP of the Old Spice Classic as he averaged 14.0 ppg. and 8.7 rpg. during the three-game run. Fellow senior forward **Carleton Scott** also was named to the all-tournament team. Scott was the only Irish player to reach double figures in points during every game of the event.

### BIG EAST TEAMS FIND SUCCESS IN PRESEASON TOURNAMENTS

- Notre Dame won the Old Spice Classic and was one of six BIG EAST teams to come away with an in-season tournament title during the month of November.

#### Champions

##### Notre Dame – Old Spice Classic

Connecticut – EA Sports Maui Invitational  
Pittsburgh – 2K Sports Classic  
Syracuse – Legends Classic  
Georgetown – Charleston Classic  
St. John's – Great Alaska Shootout

#### Runner-Up

Villanova – Preseason NIT Tip-Off  
West Virginia – Puerto Rico Tip-Off

### HANSBROUGH HITS 1,000 CAREER POINTS

- Senior guard **Ben Hansbrough** posted 20 points in the season opener against Georgia Southern (Nov. 12). With his 12th point of the contest, Hansbrough reached the 1,000th point mark for his career that spans two playing seasons at Mississippi State (2006-08) and one at Notre Dame (2009-10).

### POSTSEASON STRETCH

- Notre Dame has earned appearances in the postseason in each of the last 11 years, which marks the longest stretch in school history. The Irish have been to the NCAA Tournament on six occasions and the National Invitation Tournament (NIT) five times during this current stretch. Under head coach **Mike Brey**, Notre Dame has played in the NAAs six times and NIT four times.

### BIG EAST FORMULA FOR SUCCESS

- Since his arrival at Notre Dame, head coach **Mike Brey** has led the Irish to a 109-72 (.602) record in BIG EAST regular-season games and a 6-10 mark in tournament play for an overall record of 115-82 (.584) against league foes. Brey's Irish teams have won 10 or more conference regular-season games in seven of his 11 seasons. Prior to his arrival at Notre Dame, Irish teams had just a 35-53 (.398) regular-season record from 1995-2000.



### Hitting The Century Mark

Notre Dame has scored at least 100 points 13 times during the Mike Brey era. Most recently, the Fighting Irish deposited 102 points on Nov. 17 versus Chicago State. Here are Notre Dame's 100-point outputs during Brey's tenure.

Date	Opponent	Result
11/18/00	Sacred Heart	W, 104-58
11/22/00	Loyola (Chicago)	W, 107-68
2/9/02	at Georgetown (4ot)	W, 116-111
12/14/02	DePaul	W, 102-71
1/25/03	at Boston College (ot)	W, 101-96
2/18/06	at Seton Hall	W, 102-91
12/28/06	Rider	W, 101-51
1/30/07	at Syracuse	W, 103-91
12/8/07	Northern Illinois	W, 108-62
12/2/08	South Dakota	W, 102-76
2/21/09	at Providence	W, 103-84
12/22/09	Bucknell	W, 101-69
11/17/10	Chicago State	W, 102-62

### BIG EAST TURNAROUND

• During head coach **Mike Brey's** tenure, Irish teams have only had two losing seasons in BIG EAST play — 6-10 in 2005-06 and 8-10 in 2008-09. Since the 2005-06 campaign when the Irish finished 6-10 after beginning the BIG EAST regular-season with a 1-8 record, Notre Dame has gone 59-33 (.641) over the last 92 regular-season contests. In addition to Notre Dame, only four other BIG EAST teams have had records of .500 or better eight or more times — Pittsburgh and Syracuse (nine times) and Notre Dame, Connecticut and Villanova (eight times).

### 106 YEARS AND STRONG

• The 2010-11 campaign marks the 106th season of basketball at Notre Dame and the 16th season as a member of the BIG EAST Conference. Notre Dame teams have posted a 1696-925 record for a .647 winning percentage. In 15 seasons as a member of the BIG EAST, the Irish own a 144-125 (.535) record all-time in conference regular-season play.

### THE CAPTAINS

• Seniors **Tim Abromaitis**, **Ben Hansbrough**, **Tyrone Nash** and **Carleton Scott** will serve as captains during the 2010-11 season. All four are captains for the first time in their careers.

### BASKETBALL BLOODLINES

• This year's Notre Dame roster features several players with some strong basketball bloodlines:

• **Tim Abromaitis** - His father, Jim, played basketball at the University of Connecticut (1975-80) and was drafted by the New Jersey Nets. His brother, Jason, played basketball at Yale (2003-07).

• **Mike Broghammer** - His uncle, Christian Laettner, played professional basketball for 13 seasons and was a member of the 1992 gold medal Dream Team. He played for Duke University (1988-92) and led the Blue Devils to national championships in 1991 and 1992.

• **Joey Brooks** - His father, Lott J. Brooks, III, played college basketball at Eckerd College (1974-78).

• **Jerian Grant** - His father, Harvey, played basketball at the University of Oklahoma (1986-88), and was the 12th pick overall in the 1988 NBA Draft and played from 1988-99 in the NBA. His uncle, Horace Grant, played at Clemson, and was the 10th overall pick in the NBA Draft by the Chicago Bulls. He is the owner of four NBA championship rings. His older brother, Jerai, is a senior on the Clemson basketball team, while a younger brother, Jerami is a junior on the DeMatha basketball team.

• **Ben Hansbrough** - His brother, Tyler, played basketball at the University of North Carolina (2005-09). A three-time All-American, he was the 2008 National Player of the Year and led the Tar Heels to the 2009 national championship. Currently, he is in his second season with the Indiana Pacers, and was the 13th pick overall in the 2009 NBA Draft.

• **Tom Knight** - His father, Karl, played basketball at Bowdoin (1976-80).

### DEMATHA CONNECTION

• **Jerian Grant** is the first Irish basketball player from DeMatha High School to attend Notre Dame during the Mike Brey era. Brey played and coached at DeMatha and also is the alma mater of assistant coach Rod Balanis. Former Irish players who also played at DeMatha include Bob Whitmore (1967-69), Sid Catlett (1969-71) and Adrian Dantley (1974-76).

### IRISH INK ONE FOR 2011

• **Pat Connaughton**, a 6-5, 195-pound swingman from Arlington, Mass., was the lone early-November 2011 signee for head coach Mike Brey. He is ranked 73rd nationally by Scout.com and 100th by ESPNU.

• A four-year starter at St. John's Prep in Danvers, Mass., Connaughton averaged 24.0 points and 17.9 rebounds in 2009-10 as he led St. John's to one of the best seasons in program history as the squad finished with a 21-3 mark. In addition, his squad won the Catholic Conference championship. His team was ranked seventh in the final Massachusetts state poll after making the school's first appearance since 1974 in the Division 1 state finals.

### BREY SERVING AS CHAIRMAN OF THE NCAA MEN'S BASKETBALL RULES COMMITTEE

• **Mike Brey** was elected chair of the 2010-11 NCAA Men's Basketball Rules Committee in May 2010 and is serving his fourth year on the rules committee.





## GAME-BY-GAME STARTING LINEUPS

Date	Opponent (Result)	Starting Lineup	No. of Times	Record With Lineup
11/12	Georgia Southern (W, 98-61)	Abromaitis-Hansbrough-Martin-Nash-Scott ^	1	1-0
11/14	Liberty (W, 72-51)	Abromaitis-Hansbrough-Martin-Nash-Scott	2	2-0
11/17	Chicago State (W, 102-62)	Abromaitis-Atkins-Hansbrough-Nash-Scott ^	1	1-0
11/22	Maine (W, 97-72)	Abromaitis-Hansbrough-Martin-Nash-Scott	3	3-0
11/25	Georgia (W, 89-83 2ot)	Abromaitis-Hansbrough-Martin-Nash-Scott	4	4-0
11/26	California (W, 57-44)	Abromaitis-Hansbrough-Martin-Nash-Scott	5	5-0
11/28	Wisconsin (W, 58-51)	Abromaitis-Hansbrough-Martin-Nash-Scott	6	6-0
11/30	Indiana State (W, 81-72)	Abromaitis-Hansbrough-Martin-Nash-Scott	7	7-0
12/8	Kentucky (L, 58-72)	Abromaitis-Hansbrough-Martin-Nash-Scott	8	7-1
12/11	Gonzaga (W, 83-79)	Abromaitis-Hansbrough-Martin-Nash-Scott	9	8-1
12/19	Stony Brook (W, 88-62)	Abromaitis-Hansbrough-Martin-Nash-Scott	10	9-1
12/22	UMBC (W, 93-53)	Abromaitis-Hansbrough-Martin-Nash-Scott	11	10-1
12/29	Georgetown (W, 69-55)	Abromaitis-Hansbrough-Martin-Nash-Scott	12	11-1
1/1	Syracuse (L, 58-70)	Abromaitis-Hansbrough-Martin-Nash-Scott	13	11-2
1/4	Connecticut (W, 73-70)	Abromaitis-Atkins-Hansbrough-Martin-Nash ^	1	1-0
1/8	St. John's (W, 76-61)	Abromaitis-Atkins-Hansbrough-Martin-Nash	2	2-0
1/10	Marquette (L, 57-79)	Abromaitis-Atkins-Hansbrough-Martin-Nash	3	2-1
1/16	St. John's (L, 54-72)	Abromaitis-Atkins-Hansbrough-Martin-Nash	4	2-2
1/19	Cincinnati (W, 66-58)	Abromaitis-Atkins-Hansbrough-Martin-Nash	5	3-2
1/22	Marquette (W, 80-75)	Abromaitis-Hansbrough-Martin-Nash-Scott	14	12-2
1/24	Pittsburgh (W, 56-51)	Abromaitis-Hansbrough-Martin-Nash-Scott	15	13-2
2/3	DePaul (W, 83-58)	Abromaitis-Hansbrough-Martin-Nash-Scott	16	14-2
2/6	Rutgers (W, 76-69)	Abromaitis-Hansbrough-Martin-Nash-Scott	17	15-2
2/9	Louisville (W, 89-79 ot)	Abromaitis-Hansbrough-Martin-Nash-Scott	18	16-2
2/12	USF (W, 78-55)	Abromaitis-Hansbrough-Martin-Nash-Scott	19	17-2
2/19	West Virginia (L, 58-72)	Abromaitis-Hansbrough-Martin-Nash-Scott	20	17-3
2/23	Providence (W, 94-93)	Abromaitis-Hansbrough-Martin-Nash-Scott	21	18-3

^ - Indicates first time that lineup was used



# Head Coach Mike Brey

**2007 & 2008 BIG EAST Coach of the Year**  
**Third Longest Tenured Coach in BIG EAST**  
**Record at Notre Dame: 233-118 (.664)**  
**Overall Record: 332-170 (.661)**

- 24-year veteran of the college ranks...
  - University of Notre Dame (head coach)  
2000-10 (11th season)
  - University of Delaware (head coach)  
1995-2000 (five seasons)
  - Duke University (assistant coach)  
1987-95 (nine seasons)

	<b>Overall</b>	<b>BIG EAST (regular season)</b>
2000-01	20-10	11-5 (1st place-West Division)
2001-02	22-11	10-6 (2nd place-West Division)
2002-03	24-10	10-6 (3rd place-West Division)
2003-04	19-13	9-7 (7th place)
2004-05	17-12	9-7 (6th place)
2005-06	16-14	6-10 (t11th place)
2006-07	24-8	11-5 (4th place)
2007-08	25-8	14-4 (t2nd place)
2008-09	21-15	8-10 (t9th place)
2009-10	23-12	10-8 (t7th place)
2010-11	22-5	11-4
	<b>233-118 (.664)</b>	<b>109-72 (.602)</b>

- Has guided eight of his 15 teams to NCAA tournament play; has led a team to postseason play 13 times (five NIT appearances)
- Has mentored two BIG EAST Player of the Year honorees — Troy Murphy (2001) and Luke Harangody (2008) — and nine first-team all-BIG EAST honorees
- Spent eight years as an assistant coach under Mike Krzyzewski at Duke and during that time the Blue Devils advanced to the Final Four six times and won national championships in both 1991 and '92
- Played at DeMatha High School under legendary coach Morgan Wootten and graduated from there in 1977. Also served as an assistant coach for Wootten from 1982-87
- Received DeMatha High School's Distinguished Alumnus Award in October 2003
- Awarded an honorary monogram by the Notre Dame Monogram Club in December of 2006 and inducted in University of Delaware Athletic Hall of Fame in November of 2007
- Recipient of 2003 Coaches vs. Cancer Champion Award in recognition of his fund-raising efforts for the Coaches vs. Cancer Program and a member of the CVC National Council
- Along with wife Tish received the Distinguished Service Award and the 2007 March of Dimes Franklin D. Roosevelt Award. The couple has raised nearly \$2 million for the South Bend/Michiana area



Mike Brey vs. Ranked Opponents:

**Overall: 35-64**

**at Notre Dame: 35-58**

(2010-11: 5-2; 2009-10: 4-4; 2008-09: 3-9; 2007-08: 2-6;  
2006-07: 4-2; 2005-06: 1-7; 2004-05: 2-5; 2003-04: 2-8;  
2002-03: 5-6; 2001-02: 3-6; 2000-01: 4-3)  
at Delaware: 0-6

Mike Brey in Overtime Games at Notre Dame:

**Overall: 7-7**

at Georgetown (2/9/02) .....W, 116-111 (4 OT)  
at Boston College (1/25/03) ..... W, 101-96  
vs. Georgetown (2/1/03) ..... W, 93-92 (2OT)  
at Pittsburgh (1/4/06) ..... L, 97-100 (2OT)  
vs. Georgetown (1/24/06) ..... L, 82-85 (2OT)  
at Louisville (2/4/06) ..... L, 86-89  
at Connecticut (2/21/06) ..... L, 74-75  
at Michigan (3/20/06) ..... L, 84-87 (2OT)  
vs. Providence (1/31/08) .....W, 81-74  
at Louisville (1/12/09) ..... L, 73-87  
at Louisville (2/17/10) ..... L, 89-91 (2OT)  
at Marquette (3/6/10) ..... W, 63-60  
vs. Georgia (11/25/10)..... W, 89-83 (2OT)  
vs. Louisville (2/9/11)..... W, 89-79

Irish Record Under Brey In Games Decided By ...

1 point	12-11
2 points	6-11
3 points	15-16
4 points	4-6
5 points	7-7
6 points	11-5
7 points	17-7
8 points	6-10
9 points	7-4
10 points	13-6
11-15 points	46-23
16-20 points	27-9
21-30 points	27-3
31-40 points	25-0
41-50 points	10-0
50+points	0-0
<b>Total</b>	<b>233-118</b>



**BIG EAST Coaching Percentage**

**Regular Season and BIG EAST Tournament**

	W-L	Pct.	Yrs.	Tour.	Pct.
<b>1. Jamie Dixon, Pittsburgh</b>	<b>107-43</b>	<b>.713</b>	<b>8</b>	<b>11-6</b>	<b>.647</b>
2. John Thompson, Georgetown	231-123	.653	20	33-13	.717
<b>3. Jim Boeheim, Syracuse</b>	<b>381-210</b>	<b>.645</b>	<b>32</b>	<b>45-26</b>	<b>.634</b>
<b>4. Jim Calhoun, Connecticut</b>	<b>297-170</b>	<b>.636</b>	<b>25</b>	<b>28-18</b>	<b>.609</b>
5. Lou Carnesecca, St. John's	139-80	.635	13	12-11	.522
<b>6. Rick Pitino, Providence/Louisville</b>	<b>90-53</b>	<b>.629</b>	<b>8</b>	<b>5-6</b>	<b>.455</b>
<b>7. Bob Huggins, West Virginia</b>	<b>49-29</b>	<b>.628</b>	<b>4</b>	<b>7-2</b>	<b>.778</b>
<b>8. John Thompson III, Georgetown</b>	<b>84-50</b>	<b>.627</b>	<b>7</b>	<b>11-5</b>	<b>.688</b>
9. Mike Jarvis, St. John's	57-36	.613	5	7-4	.636
10. Tom Crean, Marquette	34-22	.607	3	3-3	.500
<b>Buzz Williams, Marquette</b>	<b>34-22</b>	<b>.607</b>	<b>3</b>	<b>3-2</b>	<b>.600</b>
12. Ben Howland, Pittsburgh	43-29	.597	4	8-3	.727
<b>13. Jay Wright, Villanova</b>	<b>107-75</b>	<b>.588</b>	<b>10</b>	<b>8-9</b>	<b>.471</b>
<b>14. Mike Brey, Notre Dame</b>	<b>115-82</b>	<b>.584</b>	<b>11</b>	<b>6-10</b>	<b>.375</b>
15. Rollie Massimino, Villanova	123-92	.572	12	13-12	.520

**BIG EAST Coaching Wins**

**Regular Season and BIG EAST Tournament**

	W-L	Pct.	Yrs.	Tour.	Pct.
<b>1. Jim Boeheim, Syracuse</b>	<b>381-210</b>	<b>.645</b>	<b>32</b>	<b>45-26</b>	<b>.634</b>
<b>2. Jim Calhoun, Connecticut</b>	<b>297-170</b>	<b>.636</b>	<b>25</b>	<b>28-18</b>	<b>.609</b>
3. John Thompson, Georgetown	231-123	.653	20	33-13	.717
4. Lou Carnesecca, St. John's	139-80	.635	13	12-11	.522
5. Rollie Massimino, Villanova	123-92	.572	12	13-12	.520
<b>6. Mike Brey, Notre Dame</b>	<b>115-82</b>	<b>.584</b>	<b>11</b>	<b>6-10</b>	<b>.375</b>
<b>7. Jay Wright, Villanova</b>	<b>107-75</b>	<b>.588</b>	<b>10</b>	<b>8-9</b>	<b>.471</b>
<b>Jamie Dixon, Pittsburgh</b>	<b>107-43</b>	<b>.713</b>	<b>8</b>	<b>11-6</b>	<b>.647</b>
9. Steve Lappas, Villanova	97-79	.551	9	10-8	.556
10. P.J. Carlesimo, Seton Hall	90-130	.409	9	13-10	.565

**Bold** indicates active BIG EAST head coach





**Notre Dame Last Time Win/Loss Versus Ranked  
Opponent in Associated Press Poll**

	<b>Date</b>	<b>Opponent (Location)</b>	<b>Score</b>				
Win vs. #1	2-1-87	North Carolina (H)	60-58	Win vs. #20	1-15-98	West Virginia (A)	74-72
Loss vs. #1	11-26-08	(8) North Carolina (LC)!	87-102	Loss vs. #20	1-12-09	(12) Louisville (A)	73-87
<b>Win vs. #2</b>	<b>1-24-11</b>	<b>Pittsburgh (A)</b>	<b>56-51</b>	Win vs. #21	1-9-07	(22) West Virginia (H)	61-58
Loss vs. #2	2-28-09	Connecticut (A)	65-72	Loss vs. #21	3-22-08	(15) Washington St. (PC)\$	41-61
Win vs. #3	3-3-90	Missouri (H)	98-67	Win vs. #22	12-7-05	Alabama (A)	78-71
Loss vs. #3	1-27-10	Villanova (A)	90-72	Loss vs. #22	3-16-07	Winthrop (SA)\$	64-74
Win vs. #4	12-7-06	Alabama (H)	99-85	Win vs. #23	12-3-06	Maryland (VC)@	81-74
Loss vs. #4	2-7-04	Pittsburgh (H)	58-66	Loss vs. #23	3-8-06	Georgetown (MSG)*	63-67
Win vs. #5	2-12-09	Louisville (H)	90-57	Win vs. #24	NA		
<b>Loss vs. #5</b>	<b>1-1-11</b>	<b>(15) Syracuse (A)</b>	<b>58-70</b>	Loss vs. #24	3-5-05	Pittsburgh (H)	77-85
Win vs. #6	11-25-08	(8) Texas (LC)!	81-80	<b>Win vs. #25</b>	<b>1-19-11</b>	<b>Cincinnati (H)</b>	<b>66-58</b>
Loss vs. #6	1-6-03	(5) Pittsburgh (A)	55-72	Loss vs. #25	3-13-08	Marquette (MSG)*	79-89
Win vs. #7	2-2-82	San Francisco (H)	75-66	<i>Event/Location Notes</i>			
Loss vs. #7	3-12-10	West Virginia (MSG)*	51-53	\$ - NCAA Tournament			
<b>Win vs. #8</b>	<b>1-4-11</b>	<b>(14) Connecticut (H)</b>	<b>73-70</b>	* - BIG EAST Tournament			
Loss vs. #8	1-17-09	(12) Syracuse (A)	74-93	! - Maui Invitational			
<b>Win vs. #9</b>	<b>12-29-10</b>	<b>(15) Georgetown (H)</b>	<b>69-55</b>	^ - SEC/BIG EAST Invitational			
Loss vs. #9	3-9-07	(20) Georgetown (MSG)*	82-84	@ - BB&T Classic			
Win vs. #10	2-21-01	(18) Boston College (H)	76-75	(H) - Home			
Loss vs. #10	1-2-10	Connecticut (A)	70-82	(A) - Away			
Win vs. #11	2-27-10	Georgetown (A)	78-64	(LC) - Lahaina Civic Center (Maui)			
Loss vs. #11	3-2-09	Villanova (H)	60-77	(MCI) - MCI Center (Washington, D.C.)			
Win vs. #12	2-24-10	Pittsburgh (H)	68-53	(MSG) - Madison Square Garden (New York, N.Y.)			
Loss vs. #12	3-4-03	Syracuse (A)	88-92	(KC) - Kansas City, Mo.			
Win vs. #13	12-2-02	Marquette (H)	92-71	(D) - Dayton, Ohio			
Loss vs. #13	2-28-08	(17) Louisville (A)	85-90	(BFC) - Big Four Classic (Indianapolis, Ind.)			
Win vs. #14	12-5-87	Louisville (BFC)	69-54	(FH) - Freedom Hall (Louisville, Ky.)			
Loss vs. #14	3-18-01	(19) Mississippi (KC)\$	56-59	(PC) - Pepsi Center (Denver, Colo.)			
Win vs. #15	1-21-98	Syracuse (H)	83-63	(SA) - Spokane Arena (Spokane, Wash.)			
Loss vs. #15	2-7-09	UCLA (A)	63-89	(VC) - Verizon Center (Washington, D.C.)			
<b>Win vs. #16</b>	<b>2-9-11</b>	<b>Louisville (H) (ot)</b>	<b>89-79</b>	<i>Note - Number before opponent indicates Notre Dame's AP ranking at the time of the game</i>			
Loss vs. #16	1-18-03	(10) Kentucky (A)	73-88	<b><i>Bold italics</i></b> indicates result from this season			
Win vs. #17	3-7-70	(15) Ohio U. (D)\$	112-82				
<b>Loss vs. #17</b>	<b>12-8-10</b>	<b>(23) Kentucky (FH)^</b>	<b>58-72</b>				
Win vs. #18	1-26-08	Villanova (A)	90-80				
Loss vs. #18	2-12-05	Pittsburgh (A)	66-68				
Win vs. #19	1-30-05	Connecticut (H)	78-74				
Loss vs. #19	3-8-02	Connecticut (MSG)*	77-82				

*Event/Location Notes*

\$ - NCAA Tournament

\* - BIG EAST Tournament

! - Maui Invitational

^ - SEC/BIG EAST Invitational

@ - BB&T Classic

(H) - Home

(A) - Away

(LC) - Lahaina Civic Center (Maui)

(MCI) - MCI Center (Washington, D.C.)

(MSG) - Madison Square Garden (New York, N.Y.)

(KC) - Kansas City, Mo.

(D) - Dayton, Ohio

(BFC) - Big Four Classic (Indianapolis, Ind.)

(FH) - Freedom Hall (Louisville, Ky.)

(PC) - Pepsi Center (Denver, Colo.)

(SA) - Spokane Arena (Spokane, Wash.)

(VC) - Verizon Center (Washington, D.C.)

*Note - Number before opponent indicates Notre Dame's AP ranking at the time of the game*

***Bold italics*** indicates result from this season



## NOTRE DAME RECORD BOOK WATCH LIST

### CAREER

#### Three-Point Field Goals Made

1.	Colin Falls	2003-07	331
2.	Chris Thomas	2001-05	302
3.	Matt Carroll	1999-03	301
4.	Kyle McAlarney	2005-09	298
5.	David Graves	1998-02	259
6.	Ryan Hoover	1992-96	248
7.	Chris Quinn	2002-05	239
8.	Ryan Ayers	2005-09	170
9.	Martin Ingelsby	1997-01	167
10.	Russell Carter	2003-07	139
11.	<b>Tim Abromaitis</b>	<b>2007-11</b>	<b>135</b>
12.	<b>Ben Hansbrough</b>	<b>2009-11</b>	<b>131</b>
13.	Luke Zeller	2005-09	107
14.	Tory Jackson	2006-10	103
15.	Pat Garrity	1994-98	100
16.	Antoni Wyche	1995-99	93
17.	Elmer Bennett	1988-92	91
18.	Jordan Cornette	2001-05	74
19.	Joe Fredrick	1986-90	73
20.	Rob Kurz	2004-08	72

#### Three-Point Field Goals Attempted

1.	Chris Thomas	2001-05	833
2.	Colin Falls	2003-07	826
3.	Matt Carroll	2002-03	762
4.	Kyle McAlarney	2005-09	687
5.	Ryan Hoover	1992-96	680
6.	David Graves	1998-02	630
7.	Chris Quinn	2002-06	573
8.	Ryan Ayers	2005-09	401
9.	Martin Ingelsby	1997-01	394
10.	Russell Carter	2003-07	342
11.	Antoni Wyche	1995-99	333
12.	<b>Tim Abromaitis</b>	<b>2007-11</b>	<b>329</b>
13.	Tory Jackson	2006-10	320
14.	<b>Ben Hansbrough</b>	<b>2009-11</b>	<b>314</b>
15.	Luke Zeller	2005-09	297
16.	Pat Garrity	1994-98	279
17.	Elmer Bennett	1988-92	259
18.	Jordan Cornette	2001-05	245
19.	Troy Murphy	1998-01	191
20.	Pete Miller	1993-97	190

#### Three-Point Field Goal Percentage

Percentage (Min. 120 Attempted)

1.	Joe Fredrick	1986-90	.490
2.	Kyle McAlarney	2005-09	.434
3.	Ryan Ayers	2005-09	.424
	Martin Ingelsby	1997-01	.424
5.	Chris Quinn	2002-06	.417
	<b>Ben Hansbrough</b>	<b>2009-11</b>	<b>.417</b>
7.	David Graves	1998-02	.411
8.	<b>Tim Abromaitis</b>	<b>2007-11</b>	<b>.410</b>
9.	Rob Kurz	2004-08	.409
10.	David Rivers	1984-88	.406
	Russell Carter	2003-07	.406
12.	Colin Falls	2003-07	.401
13.	Keith Friel	1996-98	.397
14.	Matt Carroll	1999-03	.395
15.	Jamere Jackson	1987-90	.380
16.	Jonathan Peoples	2006-10	.377
17.	Kevin Ellery	1988-91	.372
18.	Carl Cozen	1991-94	.370
19.	<b>Carleton Scott</b>	<b>2008-11</b>	<b>.369</b>
20.	Ryan Hoover	1993-96	.365

### Assists

1.	Chris Thomas	2001-05	833
2.	Tory Jackson	2006-10	694
3.	David Rivers	1984-88	586
4.	Tim Singleton	1987-91	549
5.	Martin Ingelsby	1997-01	526
6.	Elmer Bennett	1988-92	516
7.	Rich Branning	1976-80	466
8.	Chris Quinn	2002-06	428
9.	John Paxson	1979-83	411
10.	Jackie Meehan	1969-71	395
11.	Admore White	1993-97	390
12.	Jimmy Dillon	1996-00	387
13.	Kyle McAlarney	2005-09	376
14.	David Graves	1998-02	340
15.	Matt Carroll	1999-03	314
16.	Ryan Hoover	1992-96	264
17.	<b>Ben Hansbrough</b>	<b>2009-11</b>	<b>262</b>
18.	Ray Martin	1973-77	261
19.	Zach Hillesland	2005-09	234
20.	Dwight Clay	1972-75	229

### Assist Average

1.	Chris Thomas	2001-05	6.5
2.	Doug Gottlieb	1995-96	5.7
3.	Jackie Meehan	1968-71	5.3
4.	Tory Jackson	2006-10	5.1
5.	David Rivers	1984-88	5.0
6.	Tim Singleton	1987-91	4.9
7.	Martin Ingelsby	1997-01	4.3
8.	<b>Ben Hansbrough</b>	<b>2009-11</b>	<b>4.2</b>
	Elmer Bennett	1988-92	4.2
10.	Rich Branning	1976-80	4.1
11.	John Paxson	1979-83	3.7
12.	<b>Eric Atkins</b>	<b>2010-11</b>	<b>3.6</b>
	Admore White	1993-97	3.6
14.	Chris Quinn	2002-06	3.5
15.	Kyle McAlarney	2005-09	3.4
16.	Joe Howard	1983-84	3.3
17.	Jimmy Dillon	1996-00	3.2
18.	Ray Martin	1973-77	2.9
19.	David Graves	1998-02	2.6
	Dwight Clay	1972-75	2.6

### Blocked Shots

1.	Jordan Cornette	2001-05	201
2.	LaPhonso Ellis	1988-92	200
3.	Ryan Humphrey	2000-02	166
4.	Torin Francis	2002-06	157
5.	Troy Murphy	1998-01	126
6.	Rob Kurz	2004-08	122
7.	Matt Gotsch	1993-97	97
8.	Luke Harangody	2006-10	95
9.	Phil Hickey	1995-99	84
10.	<b>Carleton Scott</b>	<b>2008-11</b>	<b>82</b>
11.	Tracy Jackson	1977-81	75
12.	Keith Tower	1988-92	65
	Ken Barlow	1982-86	65
14.	Pat Garrity	1994-98	64
15.	Marcus Young	1993-97	61
16.	Orlando Woolridge	1977-81	54
17.	Monty Williams	1989-94	50
18.	Harold Swanagan	1998-02	49
	Torrian Jones	2000-03	49
20.	Ryan Ayers	2005-09	47
--	<b>Tyrone Nash</b>	<b>2007-11</b>	<b>39</b>



### Blocked Shots Average

1.	Ryan Humphrey	2000-02	2.8
2.	LaPhonso Ellis	1988-92	2.1
3.	Jordan Cornette	2001-04	1.6
4.	Torin Francis	2002-05	1.4
5.	Troy Murphy	1998-01	1.3
6.	Rob Kurz	2004-08	1.1
	<b>Carleton Scott</b>	<b>2008-11</b>	<b>1.1</b>
8.	Matt Gotsch	1993-97	1.0
9.	Phil Hickey	1995-99	0.8
10.	Tracy Jackson	1977-81	0.7
	Luke Harangody	2006-10	0.7
12.	Pat Garrity	1994-98	0.6
	Marcus Young	1993-97	0.6
	Monty Williams	1989-94	0.6
	Keith Tower	1988-92	0.6
16.	Ivan Kartelo	1999-01	0.5
	Malik Russell	1991-93	0.5
	Ken Barlow	1982-86	0.5
	Orlando Woolridge	1977-81	0.5
	Dennis Latimore	2004-05	0.5

### Steals Average

1.	Chris Thomas	2001-04	1.9
2.	David Rivers	1984-88	1.7
3.	Tory Jackson	2006-10	1.6
	David Graves	1998-02	1.6
5.	Chris Quinn	2002-05	1.3
	Doug Gottlieb	1995-96	1.3
	Ryan Hoover	1992-96	1.3
	Tim Singleton	1987-91	1.3
	Bill Hanzlik	1976-80	1.3
10.	Troy Murphy	1998-01	1.2
	Elmer Bennett	1988-92	1.2
	John Paxson	1979-83	1.2
13.	Russell Carter	2003-07	1.1
	Martin Ingelsby	1997-01	1.1
	Jimmy Dillon	1996-00	1.1
	Derek Manner	1994-98	1.1
	Admore White	1993-97	1.1
	Joe Howard	1983-84	1.1
	<b>Ben Hansbrough</b>	<b>2009-11</b>	<b>1.1</b>
20.	Jordan Cornette	2001-05	1.0
	Adin McCann	1996-97	1.0
	Lamarr Justice	1991-95	1.0
	Monty Williams	1989-94	1.0
	Scott Hicks	1983-87	1.0

### Games Played

20.	David Rivers	1984-88	118
--	<b>Tyrone Nash</b>	<b>2007-11</b>	<b>111</b>

### SEASON

### Three-Point Field Goal Percentage

(Min. 75 Attempted)

19.	<b>Ben Hansbrough</b>	<b>.421</b>
20.	David Rivers	.419
	Chris Quinn	.419
--	<b>Tim Abromaitis</b>	<b>.402</b>
--	<b>Carleton Scott</b>	<b>.375</b>

### Assists

20.	Martin Ingelsby	150
--	<b>Ben Hansbrough</b>	<b>109</b>
--	<b>Eric Atkins</b>	<b>97</b>

### Blocked Shots

1.	Ryan Humphrey	2001-02	87
2.	LaPhonso Ellis	1991-92	86
3.	Ryan Humphrey	2000-01	79
4.	Jordan Cornette	2002-03	75
5.	Jordan Cornette	2003-04	63
6.	Torin Francis	2002-03	60
7.	Tracy Jackson	1980-81	59

8.	LaPhonso Ellis	1988-89	53
9.	Troy Murphy	2000-01	50
10.	Rob Kurz	2007-08	48
11.	Rob Kurz	2006-07	46
	Jordan Cornette	2004-05	46
13.	<b>Carleton Scott</b>	<b>2010-11</b>	<b>42</b>
14.	Matt Gotsch	1996-97	41
15.	Troy Murphy	1999-00	38
	Troy Murphy	1998-99	38
17.	<b>Carleton Scott</b>	<b>2009-10</b>	<b>37</b>
	LaPhonso Ellis	1989-90	37
19.	Torin Francis	2003-04	35

### Blocked Shots Average

1.	Ryan Humphrey	2001-02	2.8
2.	Ryan Humphrey	2000-01	2.7
3.	LaPhonso Ellis	1991-92	2.6
4.	Jordan Cornette	2002-02	2.2
5.	Tracy Jackson	1980-81	2.1
6.	Jordan Cornette	2003-04	2.0
	LaPhonso Ellis	1989-90	2.0
8.	Torin Francis	2003-04	1.8
	Torin Francis	2002-03	1.8
	<b>Carleton Scott</b>	<b>2010-11</b>	<b>1.8</b>
11.	Troy Murphy	2000-01	1.7
	LaPhonso Ellis	1989-90	1.7
13.	Jordan Cornette	2004-05	1.6
	LaPhonso Ellis	1990-91	1.6
15.	Rob Kurz	2007-08	1.5
	Rob Kurz	2006-07	1.5
	Matt Gotsch	1996-97	1.5
18.	Rob Kurz	2006-07	1.4
	Troy Murphy	1998-99	1.4
20.	Orlando Woolridge	1979-80	1.2

### Steal Average

20.	Tim Singleton	1.6
--	<b>Ben Hansbrough</b>	<b>1.2</b>

### Free Throw Percentage

(Min. 75 Attempted)

19.	Chris Thomas	2003-04	.826
	Matt Carroll	2001-02	.826
	Adrian Dantley	1973-74	.826
	Austin Carr	1969-70	.826
	George Restovich	1965-66	.826
--	<b>Ben Hansbrough</b>	<b>2010-11</b>	<b>.814</b>
--	<b>Tim Abromaitis</b>	<b>2010-11</b>	<b>.795</b>

### INDIVIDUAL RECORDS BY CLASS

### Highest Free Throw Percentage

(Minimum 75 Attempted)

#### As a Senior

Name	Season	FTM-A	Pct.	
1.	Chris Thomas	2004-05	98-110	.891
2.	Chris Quinn	2005-06	95-109	.872
3.	Rob Kurz	2007-08	122-143	.853
4.	John McCarthy	1957-58	132-156	.846
5.	Matt Carroll	2002-03	135-160	.844
--	<b>Ben Hansbrough</b>	<b>2010-11</b>	<b>109-134</b>	<b>.814</b>
--	<b>Tim Abromaitis</b>	<b>2010-11</b>	<b>87-108</b>	<b>.795</b>

### Highest Block Average%

#### As a Senior

Name	Season	BPG	
1.	Ryan Humphrey	2001-02	2.8
2.	LaPhonso Ellis	1991-92	2.6
3.	Tracy Jackson	1980-81	2.1
4.	<b>Carleton Scott</b>	<b>2010-11</b>	<b>1.8</b>
5.	Jordan Cornette	2004-05	1.6
6.	Matt Gotsch	1996-97	1.5
	Rob Kurz	2007-08	1.5

**Bold** indicates current player





## Notre Dame Highs and Lows Under Mike Brey

### Notre Dame – Team Game Highs (1st Half)

Points	62 vs. Loyola-Chicago (11/22/00)
	62 vs. Georgia Southern (11/12/10)*
Field Goals Made	24 vs. IPFW (11/10/06)*
	24 vs. Syracuse (1/30/07)
Field Goals Attempted	43 vs. New Hampshire (11/16/01)*
	43 vs. Syracuse (1/30/07)
Field Goal Percentage	75.0% (18-24) vs. West Virginia (1/9/10)*
3 PT Field Goals Made	14 vs. South Dakota (12/2/08)*
3 PT Field Goals Attempted	23 vs. South Dakota (12/2/08)*
3 PT Field Goals Percentage	85.7% (6-7) vs. West Virginia (1/9/10)*
Free Throws Made	18 vs. Liberty (11/22/09)*
	18 vs. Maine (11/22/10)*
Free Throws Attempted	24 vs. Liberty (11/22/09)*
Free Throw Percentage	100.0% on 18 occasions
Total Rebounds	32 vs. Chicago State (11/17/10)*
Offensive Rebounds	15 vs. Savannah State (12/22/08)*
Defensive Rebounds	24 vs. Northern Illinois (12/8/07)*
Assists	19 vs. Canisius (12/19/00)*
Steals	12 vs. New Hampshire (11/16/01)*
Blocked Shots	13 vs. Belmont (11/17/02)*
Turnovers	14 vs. Monmouth (11/16/07)
	14 vs. St. John's (1/16/11)
Fouls	13 vs. St. John's (1/16/11)

### Notre Dame – Team Game Highs (2nd Half)

Points	68 vs. Georgetown (4OT) (2/9/02)
Field Goals Made	24 vs. Pittsburgh (1/4/06)
Field Goals Attempted	63 vs. Georgetown (4OT) (2/9/02)
Field Goal Percentage	72.0% vs. Lafayette (11/14/06)
3 PT Field Goals Made	11 vs. St. John's (3/6/04)
	11 vs. North Carolina (11/26/08)
3 PT Field Goals Attempted	24 vs. Pittsburgh (1/4/06)
3 PT Field Goals Percentage	75.0% (6-8) vs. Connecticut (2/21/05)
Free Throws Made	27 vs. Seton Hall (2/18/06)
Free Throws Attempted	32 vs. California (11/26/10)
Free Throw Percentage	100.0% on six occasions
Total Rebounds	34 vs. Seton Hall (1/8/01)
Offensive Rebounds	15 vs. Army (12/19/04)*
Defensive Rebounds	25 vs. Sacred Heart (11/18/00)*
Assists	16 vs. Army (12/19/04)*
	16 vs. Maine (11/22/10)*
Steals	14 vs. New Hampshire (11/16/01)*
Blocked Shots	6 vs. Belmont (11/17/02)*
	6 vs. IUPUI (12/9/09)*
Turnovers	13 vs. Niagara (12/21/05)*
	13 vs. Marquette (1/12/08)
Fouls	26 vs. Pittsburgh (1/4/06)

### Notre Dame – Team Game Highs (Total)

Points	116 vs. Georgetown (4OT) (2/9/02)
Field Goals Made	42 vs. Canisius (12/19/00)*
Field Goals Attempted	94 vs. Georgetown (4OT) (2/9/02)
Field Goal Percentage	66.7% (34-51) vs. Pittsburgh (1/30/02)*
3 PT Field Goals Made	19 vs. South Dakota (12/2/08)*#
3 PT Field Goals Attempted	44 vs. Canisius (12/22/00)
3 PT Field Goals Percentage	72.7% (16-22) vs. Loyola Chicago (11/22/00)*#
Free Throws Made	33 vs. Seton Hall (2/18/06)
Free Throws Attempted	45 vs. Columbia (12/23/05)*
Free Throw Percentage	100% (5-5) vs. Illinois (3/22/03)
	100% (19-19) vs. Villanova (1/8/05)*#
Total Rebounds	64 vs. Georgetown (4OT) (2/9/02)
Offensive Rebounds	24 vs. Seton Hall (1/8/01)
Defensive Rebounds	41 vs. Northern Illinois (12/8/07)*
Assists	32 vs. Canisius (12/19/00)*#
Steals	26 vs. New Hampshire (11/16/01)*#
Blocked Shots	19 vs. Belmont (12/17/02)*#
Turnovers	24 vs. Marquette (1/12/08)
Fouls	32 vs. Pittsburgh (1/4/06)

### Notre Dame – Team Game Lows (1st Half)

Points	17 vs. Connecticut (3/3/10)*
Field Goals Made	4 vs. St. John's (1/16/11)
Field Goals Attempted	14 vs. St. John's (1/16/11)
Field Goal Percentage	18.8% (6-32) vs. Connecticut (2/21/04)
3 PT Field Goals Made	0 vs. West Virginia (1/7/04)
	0 vs. California (11/26/10)
3 PT Field Goals Attempted	4 vs. St. Louis (11/28/09)
3 PT Field Goals Percentage	0.0% on three occasions
Free Throws Made	0 on ten occasions
Free Throws Attempted	0 on seven occasions
Free Throw Percentage	0.0% on ten occasions
Total Rebounds	9 vs. UCF (12/6/09)*
	9 vs. Pittsburgh (3/11/10)
Offensive Rebounds	0 vs. West Virginia (1/9/10)*
Defensive Rebounds	6 vs. Louisville (2/17/10)
Assists	1 vs. Villanova (1/27/07)*
Steals	0 on seven occasions
Blocked Shots	0 on 32 occasions
Turnovers	0 vs. DePaul (1/23/10)*
Fouls	0 vs. Samford (12/30/04)*

### Notre Dame – Team Game Lows (2nd Half)

Points	18 vs. Pittsburgh (3/11/10)
Field Goals Made	5 vs. West Virginia (1/9/10)*
	5 vs. Pittsburgh (3/11/10)
Field Goals Attempted	13 vs. Pittsburgh (3/11/10)
Field Goal Percentage	21.4% (6-28) vs. Harvard (11/19/04)*
3 PT Field Goals Made	0 on four occasions
3 PT Field Goals Attempted	2 vs. Rutgers (2/6/11)*
3 PT Field Goals Percentage	0.0% (0-6) vs. Providence (1/31/08)*
	0.0% (0-2) vs. Rutgers (2/6/11)*
Free Throws Made	0 vs. Pittsburgh (1/12/04)
	0 vs. Indiana (11/24/08)
	0 vs. Old Dominion (3/18/10)
Free Throws Attempted	0 vs. Indiana (11/24/08)
	0 vs. Old Dominion (3/18/10)
Free Throw Percentage	0.0% on four occasions
Total Rebounds	7 vs. Rutgers (3/1/03)
Offensive Rebounds	2 on four occasions
Defensive Rebounds	4 vs. Rutgers (3/1/03)
Assists	0 vs. Harvard (11/19/04)
Steals	0 on 11 occasions
Blocked Shots	0 on 27 occasions
Turnovers	0 vs. West Virginia (3/10/04)
Fouls	3 on three occasions

### Notre Dame – Team Game Lows (Total)

Points	41 vs. Washington State (3/22/08)
Field Goals Made	13 vs. Rutgers (3/1/03)
	13 vs. Washington State (3/22/08)
Field Goals Attempted	34 vs. Pittsburgh (3/11/10)
Field Goal Percentage	24.5% (13-53) vs. Washington State (3/22/08)
3 PT Field Goals Made	1 vs. Pittsburgh (2/3/01)
	1 vs. California (11/26/10)
3 PT Field Goals Attempted	8 vs. Pittsburgh (2/3/01)
3 PT Field Goals Percentage	5.0% (1-20) vs. California (11/26/10)
Free Throws Made	1 vs. Connecticut (2/28/09)
Free Throws Attempted	3 vs. Old Dominion (3/18/10)
Free Throw Percentage	20.0% (1-5) vs. Connecticut (2/28/09)
Total Rebounds	21 vs. Rutgers (3/1/03)
Offensive Rebounds	3 vs. DePaul (12/14/02)*
Defensive Rebounds	14 vs. DePaul (12/11/04)*
Assists	6 vs. Mississippi (3/18/01)
Steals	1 on four occasions
Blocked Shots	0 on seven occasions
Turnovers	2 vs. DePaul (1/23/10)*
Fouls	6 on three occasions

\* Indicates game played at the Purcell Pavilion, Notre Dame, Ind.

# Indicates school record



## Opponent Highs and Lows Under Mike Brey

### Opponent – Team Game Highs (1st Half)

Points	53, Arizona (3/27/03)
Field Goals Made	23, Arizona (3/27/03)
Field Goals Attempted	44, Georgetown (3/4/01)*
Field Goal Percentage	61.5% (16-26), UCF (12/6/09)*
3 PT Field Goals Made	9, Syracuse (1/22/11)*
3 PT Field Goals Attempted	9, Lehigh (11/27/06)*
3 PT Field Goal Percentage	19, Syracuse (1/11/06)*
Free Throws Made	81.8% (9-11), Lehigh (11/26/06)*
Free Throws Attempted	14, Sacred Heart (11/18/00)*
Free Throw Percentage	19, Sacred Heart (11/18/00)*
Total Rebounds	100.0%, on 21 occasions
Offensive Rebounds	33, Connecticut (2/21/04)
Defensive Rebounds	16, Northern Illinois (11/24/03)*
Assists	21, on six occasions
Steals	15, Seton Hall (2/11/10)
Blocked Shots	9, Miami (Fla.) (2/23/02)
Turnovers	9, Marquette (1/12/08)
Fouls	10, Connecticut (2/21/04)
	16, Loyola (Chicago) (11/22/00)*
	16, on four occasions

### Opponent – Team Game Highs (2nd Half)

Points	68, Georgetown (4 OT) (2/9/02)
Field Goals Made	21, Syracuse (2/24/08)*
Field Goals Attempted	49, Syracuse (2/24/08)*
Field Goal Percentage	68.2% (15-22), American (12/21/03)*
3 PT Field Goals Made	9, Texas (12/8/02)
3 PT Field Goals Attempted	9, West Virginia (1/9/10)*
3 PT Field Goal Percentage	22, Tennessee Tech (12/17/00)*
Free Throws Made	100.0% (3-3), Seton Hall (2/5/03)
Free Throws Attempted	24, Pittsburgh (2 OT) (1/4/06)
Free Throw Percentage	39, Pittsburgh (2 OT) (1/4/06)
Total Rebounds	100.0% on seven occasions
Offensive Rebounds	38, Georgetown (4 OT) (2/9/02)
Defensive Rebounds	16, Syracuse (2/24/08)*
Assists	27, Georgetown (4 OT) (2/9/02)
Steals	19, Pittsburgh (2 OT) (1/4/06)
Blocked Shots	9, on two occasions
Turnovers	11, Georgetown (4 OT) (2/9/02)
Fouls	15, New Hampshire (11/16/01)*
	20, Seton Hall (2/18/06)
	20, Rutgers (2/6/11)

### Opponent – Team Game Highs (Total)

Points	111, Georgetown (4 OT) (2/9/02)
Field Goals Made	41, Syracuse (3/4/03)*
Field Goals Attempted	82, Syracuse (2/24/08)*
Field Goal Percentage	63.0% (29-46), American (12/21/03)*
3 PT Field Goals Made	14, Texas (12/7/02)
3 PT Field Goals Attempted	14, Lehigh (11/27/06)*
3 PT Field Goal Percentage	37, West Virginia (1/9/10)*
Free Throws Made	73.7% (14-19), Lehigh (11/27/06)*
Free Throws Attempted	35, Louisville (2OT) (2/17/10)
Free Throw Percentage (min. 8 att.)	46, Pittsburgh (2 OT) (1/4/06)
Total Rebounds	100%, Savannah State (8-8) (12/22/08)*
Offensive Rebounds	59, Connecticut (2/21/04)
Defensive Rebounds	27, Loyola (Chicago) (11/22/00)*
Assists	42, Connecticut (1/24/09)*
Steals	30, Pittsburgh (2 OT) (1/4/06)
Blocked Shots	13, Niagara (12/21/05)*
Turnovers	19, Connecticut (OT) (2/21/06)
Fouls	30, New Hampshire (11/16/01)*
	31, Columbia (12/23/05)*

### Opponent – Team Game Lows (1st Half)

Points	5, California (11/26/10)
Field Goals Made	2, California (11/26/10)
Field Goals Attempted	18, Georgetown (2/27/10)
Field Goal Percentage	8.0% (2-25), California (11/26/10)
3 PT Field Goals Made	0, on 12 occasions
3 PT Field Goals Attempted	2, Georgetown (2/9/02)
3 PT Field Goal Percentage	0.0%, on 12 occasions
Free Throws Made	0, on 29 occasions
Free Throws Attempted	0, on 15 occasions
Free Throw Percentage	0.0%, on 29 occasions
Total Rebounds	7, Georgetown (2/27/10)
Offensive Rebounds	7, Maine (11/22/10)*
Defensive Rebounds	0, Lafayette (11/14/06)
Assists	5, on three occasions
Steals	1, California (11/26/10)
Blocked Shots	0, on 12 occasions
Turnovers	0, on 33 occasions
Fouls	1, on five occasions
	1, Pittsburgh (2/12/05)
	1, DePaul (12/31/08)
	1, West Virginia (3/12/10)

### Opponent – Team Game Lows (2nd Half)

Points	8, Monmouth (11/16/07)
Field Goals Made	3, Monmouth (11/16/07)
Field Goals Attempted	19, Old Dominion (3/18/10)
Field Goal Percentage	13.0% (3-23), Monmouth (11/16/07)
3 PT Field Goals Made	0, on 11 occasions
3 PT Field Goals Attempted	3, on seven occasions
3 PT Field Goal Percentage	0.0% on 11 occasions
Free Throws Made	0, Monmouth (1/25/01)
Free Throws Attempted	0, West Virginia (1/9/10)*
Free Throw Percentage	1, Monmouth (1/25/01)
Total Rebounds	1, West Virginia (1/9/10)*
Offensive Rebounds	0, Kentucky (3/25/09)*
Defensive Rebounds	0, Marquette (3/6/10)
Assists	3, Virginia Tech (2/22/03)*
Steals	3, Marquette (1/22/11)*
Blocked Shots	1, UAB (3/17/09)*
Turnovers	1, Pittsburgh (3/11/10)
Fouls	0, on seven occasions
	0, on 23 occasions
	0, West Virginia (3/10/04)
	0, Pittsburgh (1/31/09)
	4, on four occasions

### Opponent – Team Game Lows (Total)

Points	33, Monmouth (11/16/07)
Field Goals Made	12, Bucknell (11/22/02)*
Field Goals Attempted	35, Rutgers (3/1/03)
Field Goal Percentage	21.1% (12-57), Bucknell (11/22/02)*
3 PT Field Goals Made	1, on five occasions
3 PT Field Goals Attempted	7, Seton Hall (2/5/03)
3 PT Field Goal Percentage	5.9% (1-17), Cincinnati (1/24/00)
Free Throws Made	0, Charleston Southern (11/26/04)*
Free Throws Attempted	0, Charleston Southern (11/26/04)*
Free Throw Percentage	0.0% (0-0), Charleston Southern (11/26/04)*
Total Rebounds	19, Winston-Salem St. (11/29/06)*
Offensive Rebounds	3, Army (12/19/04)*
Defensive Rebounds	3, West Virginia (2/1/06)
Assists	12, Georgetown (2/27/10)
Steals	12, Marquette (1/22/11)*
Blocked Shots	5, Bucknell (11/22/02)*
Turnovers	1, on three occasions
Fouls	0, on 11 occasions
	3, Marquette, (1/26/09)*
	7, Connecticut (1/24/09)*
	7, Connecticut (2/28/09)

\* - Indicates games played at Purcell Pavilion, Notre Dame, Ind.



## Notre Dame Highs and Lows in a BIG EAST Game

### Notre Dame – BIG EAST Team Game Highs (1st Half)

Points	61 vs. Syracuse (1/30/07)
Field Goals Made	24 vs. Syracuse (1/30/07)
Field Goals Attempted	43 vs. Syracuse (1/30/07)
Field Goal Percentage	75.0% (18-24) vs. West Virginia (1/9/10)*
3 PT Field Goals Made	11 vs. Pittsburgh (1/31/09)
3 PT Field Goals Attempted	11 vs. Providence (2/21/09)
3 PT Field Goals Percentage	85.7% (6-7) vs. West Virginia (1/9/10)*
Free Throws Made	13 vs. Seton Hall (2/11/10)
Free Throws Attempted	19 vs. Villanova (1/27/10)
Free Throw Percentage	100.0% on 12 occasions
Total Rebounds	29 vs. Connecticut (1/5/08)
Offensive Rebounds	14 vs. Providence (2/19/05)
Defensive Rebounds	23 vs. Louisville (2/12/09)*
Assists	17 vs. West Virginia (1/9/10)*
Steals	7 on four occasions
Blocked Shots	7 vs. Connecticut (2/9/04)*
	7 vs. West Virginia (1/19/05)
Turnovers	14 vs. St. John's (1/16/11)
Fouls	13 vs. St. John's (1/16/11)

### Notre Dame – BIG EAST Team Game Highs (2nd Half)

Points	68 vs. Georgetown (4OT) (2/9/02)
Field Goals Made	24 vs. Pittsburgh (1/4/06)
Field Goals Attempted	63 vs. Georgetown (4OT) (2/9/02)
Field Goal Percentage	71.4% vs. Georgetown (2/27/10)
3 PT Field Goals Made	11 vs. St. John's (3/6/04)
3 PT Field Goals Attempted	24 vs. Pittsburgh (1/4/06)
3 PT Field Goals Percentage	71.4% (6-8) vs. Connecticut (2/21/05)
Free Throws Made	27 vs. Seton Hall (2/18/06)
Free Throws Attempted	30 vs. Seton Hall (2/18/06)
Free Throw Percentage	100.0% on three occasions
Total Rebounds	34 vs. Seton Hall (1/8/01)
Offensive Rebounds	18 vs. Seton Hall (1/8/01)
Defensive Rebounds	27 vs. Georgetown (3/4/04)*
Assists	14 vs. Cincinnati (1/15/08)*
Steals	6 vs. Villanova (1/17/07)
Blocked Shots	5 vs. Georgetown (2/27/10)
Turnovers	13 vs. Marquette (1/12/08)
Fouls	26 vs. Pittsburgh (1/4/06)

### Notre Dame – BIG EAST Team Game Highs (Total)

Points	116 vs. Georgetown (4OT) (2/9/02)
Field Goals Made	41 vs. Georgetown (4OT) (2/9/02)
Field Goals Attempted	94 vs. Georgetown (4OT) (2/9/02)
Field Goal Percentage	66.7% (34-51) vs. Pittsburgh (1/30/02)*
3 PT Field Goals Made	17 vs. St. John's (3/6/04)#
	17 vs. Louisville (2/4/06)#
3 PT Field Goals Attempted	36 vs. Pittsburgh (1/4/06)
3 PT Field Goals Percentage	61.9% (13-21) vs. Providence (1/14/06)*
Free Throws Made	34 vs. Cincinnati (1/15/08)*
Free Throws Attempted	42 vs. Cincinnati (1/15/08)*
Free Throw Percentage	100.0% (19-19) vs. Villanova (1/14/03)#*
Total Rebounds	64 vs. Georgetown (4OT) (2/9/02)
Offensive Rebounds	24 vs. Seton Hall (1/8/01)
Defensive Rebounds	35 vs. Louisville (2/12/09)*
Assists	25 vs. Cincinnati (2/4/10)*
Steals	10 on six occasions
Blocked Shots	9 vs. Connecticut (2/9/04)*
Turnovers	26 vs. Pittsburgh (2/8/00)
Fouls	32 vs. Pittsburgh (1/4/06)

\*Indicates game played at the Purcell Pavilion, Notre Dame, Ind.

#Indicates school record

### Notre Dame – BIG EAST Team Game Lows (1st Half)

Points	17 vs. Connecticut (3/3/10)*
Field Goals Made	4 vs. St. John's (1/16/11)
Field Goals Attempted	14 vs. St. John's (1/16/11)
Field Goal Percentage	18.8% (6-32) vs. Connecticut (2/21/04)
3 PT Field Goals Made	0 vs. West Virginia (1/7/04)
	0 vs. Connecticut (1/12/99)
3 PT Field Goals Attempted	5 on three occasions
3 PT Field Goals Percentage	8.3% (1-12) vs. Providence (1/21/03)
Free Throws Made	0 on nine occasions
Free Throws Attempted	0 on seven occasions
Free Throw Percentage	0.0% on nine occasions
Total Rebounds	9 vs. Pittsburgh (3/11/10)
Offensive Rebounds	0 on four occasions
Defensive Rebounds	6 vs. Louisville (2/17/10)
Assists	1 vs. Villanova (1/27/07)*
Steals	0 on six occasions
Blocked Shots	0 on 20 occasions
Turnovers	0 vs. DePaul (1/23/10)*
Fouls	2 vs. West Virginia (2/18/09)
	2 vs. Georgetown (2/27/10)

### Notre Dame – BIG EAST Team Game Lows (2nd Half)

Points	18 vs. Pittsburgh (3/11/10)
Field Goals Made	5 vs. West Virginia (1/9/10)*
	5 vs. Pittsburgh (3/11/10)
Field Goals Attempted	13 vs. Pittsburgh (3/11/10)*
Field Goal Percentage	26.3% (5-19) vs. West Virginia (1/9/10)*
3 PT Field Goals Made	0 vs. Connecticut (1/12/99)
	0 vs. Providence (1/31/08)*
	0 vs. Rutgers (2/6/11)*
3 PT Field Goals Attempted	2 vs. Rutgers (2/6/11)*
3 PT Field Goals Percentage	0.0% (0-6) vs. Providence (1/31/08)*
	0.0% (0-2) vs. Rutgers (2/6/11)*
Free Throws Made	0 vs. Pittsburgh (1/12/04)
Free Throws Attempted	2 on four occasions
Free Throw Percentage	0.0% (0-2) vs. Pittsburgh (1/12/04)
Total Rebounds	7 vs. Rutgers (3/1/03)
Offensive Rebounds	2 vs. Connecticut (3/3/10)*
	2 vs. St. John's (1/8/11)*
Defensive Rebounds	4 vs. Rutgers (3/1/03)
Assists	2 on three occasions
Steals	0 on 10 occasions
Blocked Shots	0 on 19 occasions
Turnovers	0 vs. West Virginia (3/10/04)
Fouls	3 vs. West Virginia (1/7/04)*
	3 vs. Pittsburgh (2/24/10)*

### Notre Dame – BIG EAST Team Game Lows (Total)

Points	48 vs. Georgetown (1/7/06)
Field Goals Made	13 vs. Rutgers (3/1/03)
Field Goals Attempted	34 vs. Pittsburgh (3/11/10)
Field Goal Percentage	29.7% (19-64) vs. Connecticut (2/21/04)
3 PT Field Goals Made	0 vs. Connecticut (1/12/99)
3 PT Field Goals Attempted	6 vs. Seton Hall (2/6/99)
3 PT Field Goals Percentage	10.5% vs. Rutgers (2/14/02)
Free Throws Made	1 vs. Connecticut (2/28/09)
Free Throws Attempted	4 vs. Pittsburgh (3/8/01)
Free Throw Percentage	4 vs. Connecticut (1/24/09)*
	20.0% (1-5) vs. Connecticut (2/28/09)
Total Rebounds	21 vs. Rutgers (3/1/03)
Offensive Rebounds	4 on three occasions
Defensive Rebounds	16 vs. Pittsburgh (1/24/11)
Assists	7 vs. Rutgers (3/1/03)
	7 vs. Pittsburgh (3/8/01)
Steals	1 vs. Marquette (1/26/09)*
	1 vs. Cincinnati (2/4/09)
Blocked Shots	0 on three occasions
Turnovers	2 vs. DePaul (1/23/10)*
Fouls	6 vs. West Virginia (1/7/04)*

\*Indicates game played at the Purcell Pavilion, Notre Dame, Ind.

#Indicates school record







## The Last Time ...

### Notre Dame recorded a ...

30-Point win..... was on 11/12/10 - ND 98, Georgia Southern 61 (37 points)\*  
40-Point win..... was on 12/22/10 - ND 93, UMBC 53 (40 points)\*  
50-Point win..... was on 12/28/06 - ND 101, Rider 51 (50 points)  
30-Point loss..... was on 1/7/99 - ND 62, Villanova 93 (31 points)\*

### Notre Dame shot ...

60% on FGs..... was on 12/22/09 - 60.7% (37-61) vs. Bucknell (ND 101 - Bucknell 69)\*  
65% on FGs..... was on 1/30/02 - 66.7% (34-51) vs. Pittsburgh (ND 89 - Pittsburgh 76)\*  
90% on FTs..... was on 12/19/10 - 91.7% (11-12) vs. Stony Brook (ND 88 - Stony Brook 62)\*

### Notre Dame ...

Won 10 games in a row..... was from 11/24/07 thru 1/5/08 (10 straight)  
Won 15 games in a row..... was from 12/31/53 thru 3/9/54 (18 straight)  
Won 20 games in a row..... never  
Lost 5 games in a row..... was from 1/12/09 thru 2/7/09 (7 straight)  
Scored 100 points..... was on 11/17/10 (ND 102 - Chicago State 62)\*  
- Scored 100 points on the road..... was on 2/21/09 (ND 103 - Providence 84)  
- Scored 100 points at a neutral site..... was on 3/12/78 (ND 100 - Houston 77) (NCAA First Round, Tulsa, OK)  
- Scored 100 points and lost..... was on 3/20/71 (ND 106 - Houston 119) (NCAA Regional Semi-finals at Wichita, KS)  
Allowed 100 points..... was on 11/26/08 vs. North Carolina (ND 87 - North Carolina 102)  
Scored less than 50 points..... was on 3/22/08 vs. Washington State (ND 41 - Washington State 61)  
Allowed less than 50 points..... was on 11/26/10 vs. California (ND 57 - California 44)  
Played an Overtime Game..... was on 2/9/11 (OT) vs. Louisville (ND 89 - Louisville 79)\*  
- Played in a Multi-Overtime Game..... was on 11/28/10 (2OT) vs. Georgia (ND 89 - Georgia 83)  
Won on a "last second" shot..... was on 3/19/09 vs. New Mexico (ND 70 - Pittsburgh 68 - Tory Jackson layup at 00:02)\*  
Had 5 double figure scorers.. was on 2/12/11 vs. USF (ND 78 - USF 55) Jack Cooley 18, Carleton Scott 13, Ben Hansbrough 12, Tim Abromaitis 12, Ty Nash 10, Scott Martin 10  
Had 6 double figure scorers.. was on 2/12/11 vs. USF (ND 78 - USF 55) Jack Cooley 18, Carleton Scott 13, Ben Hansbrough 12, Tim Abromaitis 12, Ty Nash 10, Scott Martin 10  
Had 7 double figure scorers..... never  
Had two double-figure rebounders..... was on 11/26/10 vs. California (ND 57 - California 44) Carleton Scott 10, Tim Abromaitis 11  
Had two players with double-doubles ..... was on 1/23/10 vs. DePaul (ND 87 - DePaul 77) Luke Harangody (24 pts, 11 rebs), Ben Hansbrough (15 pts, 10 rebs), Tyrone Nash (13 pts, 10 rebs)\*  
Had three players with double-doubles ... was on 11/17/10 vs. Chicago State (ND 102 - Chicago State 62) Tim Abromaitis (21 pts, 10 rebs), Carleton Scott (17 pts, 11 rebs), Tyrone Nash (11 pts, 10 rebs)\*  
Had two 30-point scorers ..... was on 2/18/06 vs. Seton Hall (ND 102 - Seton Hall 91) Chris Quinn - 34, Colin Falls - 32  
Had two 20-point scorers ..... was on 2/23/11 vs. Providence (ND 94 - Providence 93) Ben Hansbrough 32, Tim Abromaitis 28  
Had three 20-point scorers ..... was on 3/8/07 vs. Syracuse (ND 89 - Syracuse 83) Russell Carter 24, Luke Harangody 20, Colin Falls 23  
Made 10 three-point field goals..... was on 12/22/10 vs. UMBC - 10-29 (34.5%) (ND 93 - UMBC 53)\*  
Committed 10 turnovers or less..... was on 2/23/11 - 10 turnovers vs. Providence (ND 94 - Providence 93)  
Committed 5 turnovers or less..... was on 1/23/10 - 2 turnovers vs. DePaul (ND 87 - DePaul 77)\*  
Committed 25 turnovers..... was on 2/8/00 - 26 turnovers vs. Villanova (ND 69 - Villanova 86)  
Forced 25 turnovers..... was on 11/16/01 - 30 turnovers vs. New Hampshire (ND 95 - New Hampshire 53)

### An Irish player had ...

25+ points..... was on 2/23/11 - Ben Hansbrough (32), Tim Abromaitis (28) vs. Providence (ND 94 - Providence 93)  
30+ points..... was on 2/23/11 - Ben Hansbrough (32) vs. Providence (ND 94 - Providence 93)  
35+ points..... was on 2/4/10 - Luke Harangody (37) vs. Cincinnati (ND 83 - Cincinnati 65)\*  
40+ points..... was on 2/28/08 - Luke Harangody (40) vs. Louisville (ND 85 - Louisville 90)  
50+ points..... never  
15 or more rebounds..... was on 2/7/10 - Luke Harangody (15) vs. USF (ND 65 - USF 62)\*  
20 rebounds..... was on 3/22/08 - Luke Harangody (22) vs. Washington State (ND 41 - Washington State 61)  
a "double-double"..... was on 2/19/11 - Carleton Scott (11 pts., 11 rebs.) vs. West Virginia (ND 58 - West Virginia 72)  
a "triple-double"..... was on 11/16/01 - Chris Thomas (24 pts, 11 ast, 11 steals) vs. New Hampshire (ND 99 - New Hampshire 53)\*  
20 points and 10 rebounds..... was on 12/22/10 - Tim Abromaitis (21 pts., 11 rebs.) vs. UMBC (ND 93 - UMBC 62)\*  
20 points and 20 rebounds..... was on 1/8/01 - Troy Murphy (25 pts, 20 rebs) vs. Seton Hall (ND 76 - Seton Hall 78)  
10 assists..... was on 1/18/10 - Tory Jackson (15) vs. Syracuse (ND 71 - Syracuse 84)\*  
10 blocks..... was on 11/17/02 - Jordan Cornette (11) vs. Belmont (ND 76 - Belmont 48)\*#  
10 steals..... was on 11/16/01 - Chris Thomas (11) vs. New Hampshire (ND 99, New Hampshire 53)\*#

### An opposing player had ...

25+ points..... was on 2/23/11 -Marshon Brooks (52), Providence (ND 94 - Providence 93)  
30+ points..... was on 2/23/11 -Marshon Brooks (52), Providence (ND 94 - Providence 93)  
35+ points..... was on 2/23/11 -Marshon Brooks (52), Providence (ND 94 - Providence 93)  
40+ points..... was on 2/23/11 -Marshon Brooks (52), Providence (ND 94 - Providence 93)  
50+ points..... was on 2/23/11 -Marshon Brooks (52), Providence (ND 94 - Providence 93)  
15 rebounds..... was on 1/2/10 - Stanley Robinson (16), Connecticut (ND 70 - Connecticut 82)  
20 rebounds..... was on 1/31/09 - DeJuan Blair (22), Pittsburgh (ND 80 - Pittsburgh 93)  
a "double-double"..... was on 2/19/11 - Kevin Jones (14 pts., 10 rebs.), West Virginia (ND 58 - West Virginia 72)  
a "triple-double"..... was on 2/21/06 - Marcus Williams (18 pts, 10 rebs, 13 asts) Connecticut (ND 74 - Connecticut 75 - OT)  
20 points and 10 rebounds..... was on 1/2/10 - Stanley Robinson (22 pts., 16 rebs.), Connecticut (ND 70 - Connecticut 82)  
20 points and 20 rebounds..... was on 1/31/09 - DeJuan Blair (23 pts., 22 rebs.), Pittsburgh (ND 80 - Pittsburgh 93)  
10 assists..... was on 2/11/10 - Eugene Harvey (10), Seton Hall (ND 87 - Seton Hall 90)  
10 blocks..... was on 1/5/08 - Hasheem Thabeet (10), Connecticut (ND 73 - Connecticut 67)\*  
10 steals..... was on 1/29/89 - Mark Macon (11), Temple (ND 64 - Temple 60)\*

\*indicates Notre Dame home game; #school record; @Purcell Pavilion record



**The Last Time In A BIG EAST Game...**

**Notre Dame Recorded a ...**

30-Point win ..... was on 2/12/09 - ND 90, Louisville 57 (33 points)\*  
 40-Point win ..... never  
 50-Point win ..... never  
 30-Point loss ..... was on 1/7/99 - ND 62, Villanova 93 (31 points)

**Notre Dame Shot ...**

60% on FGs ..... was on 1/6/01 - 60.8% (31-51) vs. Rutgers (ND 87 - Rutgers 80)\*  
 65% on FGs ..... was on 1/30/02 - 66.7% (34-51) vs. Pittsburgh (ND 89 - Pittsburgh 76)\*  
 90% on FTs ..... was on 1/30/10 - 90.0% (9-10) vs. Rutgers (ND 73 - Rutgers 74)

**Notre Dame ...**

Won 5 BIG EAST games in a row ..... was from 1/19/11 thru 2/19/11 (7 straight)  
 Won 10 BIG EAST games in a row ..... never  
 Lost 5 BIG EAST games in a row ..... was from 1/12/09 thru 2/4/09 - (6 straight)  
 Scored 100 points ..... was on 2/21/09 (ND 103 - Providence 84)  
 - Scored 100 points on the road ..... was on 2/21/09 (ND 103 - Providence 84)  
 - Scored 100 points on the neutral site ..... never  
 - Scored 100 points and lost ..... never  
 Allowed 100 points ..... was on 1/17/07 vs. Villanova (ND 87 - Villanova 102)  
 Scored less than 50 points ..... was on 1/6/07 vs. Georgetown (ND 48 - Georgetown 66)  
 Allowed less than 50 points ..... was on 3/11/10 vs. Pittsburgh (ND 50 - Pittsburgh 45)\*  
 Played an Overtime Game ..... was on 2/9/11 (OT) vs. Louisville (ND 89 - Louisville 79)\*  
 - Played in a Multi-Overtime Game ..... was on 2/17/10 (2OT) at Louisville (ND 89 - Louisville 91)  
 Won on a "last second" shot ..... was on 2/9/03 vs. Pittsburgh (ND 66 - Pittsburgh 64 - Torin Francis layup at 00:00.6)\*  
 Had 5 double figure scorers.. was on 2/12/11 vs. USF (ND 78 - USF 55) Jack Cooley 18, Carleton Scott 13, Ben Hansbrough 12, Tim Abromaitis 12, Ty Nash 10, Scott Martin 10  
 Had 6 double figure scorers.. was on 2/12/11 vs. USF (ND 78 - USF 55) Jack Cooley 18, Carleton Scott 13, Ben Hansbrough 12, Tim Abromaitis 12, Ty Nash 10, Scott Martin 10  
 Had 7 double figure scorers ..... never  
 Had two double-figure rebounders was on 1/23/10 vs. DePaul (ND 87 - DePaul 77) Luke Harangody 11, Tyrone Nash 10, Ben Hansbrough 10\*  
 Had two players with double-doubles ..... was on 1/23/10 vs. DePaul (ND 87 - DePaul 77) Luke Harangody (24 pts, 11 rebs), Ben Hansbrough (15 pts, 10 rebs), Tyrone Nash (13 pts, 10 rebs)\*  
 Had three players with double-doubles . was on 1/23/10 vs. DePaul (ND 87 - DePaul 77) Luke Harangody (24 pts, 11 rebs), Ben Hansbrough (15 pts, 10 rebs), Tyrone Nash (13 pts, 10 rebs)\*  
 Had four players with double-doubles...was on 2/9/02 vs. Georgetown (Notre Dame 116, Georgetown 111 - 4OT) - Matt Carroll (30 pts, 10 rebs, Ryan Humphrey (23 pts, 14 rebs), Chris Thomas (22 pts, 12 asts.), Harold Swanagan (11 pts, 10 reb.)  
 Had two 30-point scorers ..... was on 2/18/06 vs. Seton Hall (ND 102 - Seton Hall 91) - Chris Quinn - 34, Colin Falls - 32  
 Had two 20-point scorers ..... was on 2/23/11 vs. Providence (ND 94 - Providence 93) Ben Hansbrough 32, Tim Abromaitis 28  
 Had three 20-point scorers ..... was on 3/8/07 vs. Syracuse (ND 89 - Syracuse 83) - Russell Carter 24, Luke Harangody 20, Colin Falls 23  
 Made 10 three-point field goals ..... was on 2/24/10 - 10-18 (.556) vs. Pittsburgh (ND 68 - Pitt 53)\*  
 Committed 10 turnovers or less ..... was on 2/23/11 - 10 turnovers vs. Providence (ND 94 - Providence 93)  
 Committed 5 turnovers or less ..... was on 1/23/10 - 2 turnovers vs. DePaul (ND 87 - DePaul 77)\*  
 Committed 25 turnovers ..... was on 2/8/00 - 26 turnovers vs. Villanova (ND 69 - Villanova 86)  
 Forced 25 turnovers ..... never

**An Irish player had ...**

25+ points ..... was on 2/23/11 - Ben Hansbrough (32), Tim Abromaitis (28) vs. Providence (ND 94 - Providence 93)  
 30+ points ..... was on 2/23/11 - Ben Hansbrough (32) vs. Providence (ND 94 - Providence 93)  
 35+ points ..... was on 2/4/10 - Luke Harangody (37) vs. Cincinnati (ND 83 - Cincinnati 65)\*  
 40+ points ..... was on 2/28/08 - Luke Harangody (40) vs. Louisville (ND 85 - Louisville 90)  
 50+ points ..... never  
 15 or more rebounds ..... was on 2/7/10 - Luke Harangody (15) vs. USF (ND 65 - USF 62)\*  
 20 rebounds ..... was on 1/8/01 - Troy Murphy (20) vs. Seton Hall (ND 76 - Seton Hall 78)  
 a "double-double" ..... was on 2/19/11 - Carleton Scott (11 pts., 11 rebs.) vs. West Virginia (ND 58 - West Virginia 72)  
 a "triple-double" ..... never  
 20 points and 10 rebounds ..... was on 2/4/10 - Luke Harangody (37 pts., 14 rebs.) vs. Cincinnati (ND 83 - Cincinnati 65)\*  
 20 points and 10 rebounds ..... was on 3/10/10 - Luke Harangody (20 pts., 10 rebs.) vs. Seton Hall (ND 68 - Seton Hall 56)  
 10 assists ..... was on 1/18/10 - Tory Jackson (15) vs. Syracuse (ND 71 - Syracuse 84)\*  
 10 blocks ..... never  
 10 steals ..... never

**An opposing player had ...**

25+ points ..... was on 2/23/11 - Marshon Brooks (52), Providence (ND 94 - Providence 93)  
 30+ points ..... was on 2/23/11 - Marshon Brooks (52), Providence (ND 94 - Providence 93)  
 35+ points ..... was on 2/23/11 - Marshon Brooks (52), Providence (ND 94 - Providence 93)  
 40+ points ..... was on 2/23/11 - Marshon Brooks (52), Providence (ND 94 - Providence 93)  
 50+ points ..... was on 2/23/11 - Marshon Brooks (52), Providence (ND 94 - Providence 93)  
 15 rebounds ..... was on 1/2/10 - Stanley Robinson (16), Connecticut (ND 70 - Connecticut 82)  
 20 rebounds ..... was on 1/31/09 - DeJuan Blair (22), Pittsburgh (ND 80 - Pittsburgh 93)  
 a "double-double" ..... was on 2/19/11 - Kevin Jones (11 pts., 11 rebs.), West Virginia (ND 58 - West Virginia 72)  
 a "triple-double" ..... was on 2/21/06 - Marcus Williams (18 pts, 10 rebs, 13 asts), Connecticut (ND 74 - Connecticut 75 - OT)  
 20 points and 10 rebounds ..... was on 1/2/10 - Stanley Robinson (22 pts., 16 rebs.), Connecticut (ND 70 - Connecticut 82)  
 20 points and 20 rebounds ..... was on 1/31/09 - DeJuan Blair (23 pts., 22 rebs.), Pittsburgh (ND 80 - Pittsburgh 93)  
 10 assists ..... was on 2/11/10 - Eugene Harvey (10), Seton Hall (ND 87 - Seton Hall 90)  
 10 blocks ..... was on 1/5/08 - Hasheem Thabeet (10), Connecticut (ND 73 - Connecticut 67)\*  
 10 steals ..... never

Note: Notre Dame began playing as a member of the BIG EAST Conference in 1995-96.

\* indicates Notre Dame home game; @ indicates Purcell Pavilion record; # indicates school record







# 0 Eric Atkins

Freshman • 6-2 • 173  
Columbia, Md. • Mount Saint Joseph

### Career Games With:

Double Figure Points .....	7
20-Plus Points .....	N/A
30-Plus Points .....	N/A
10-Plus Rebounds .....	N/A
10-Plus Assists .....	N/A
Double-Double .....	N/A

### QUICK HITS:

- Played 20 or more minutes in 23 games this season and 30+ minutes in nine contests
- Has started six games on the season
- Registered first points in an Irish uniform against Georgia Southern, posting 9 points on 4-4 shooting, including 1-1 from three-point range
- Reached double figures for the first time with the Irish, recording 10 points against Liberty
- Posted a couple more firsts against Chicago State, notching his first start with the Irish while also becoming first freshman to reach double figures in two straight games since Luke Harangody in 2006-07
- Recorded first block of career against Maine
- Scored 12 points against the Wisconsin Badgers in the championship game of Old Spice Classic
- Registered first steal of career against Indiana State
- Pulled down then-career best 5 rebounds against Kentucky in 31 minutes of play
- Broke career high in rebounds against Gonzaga, bringing down 7 boards, while also matching career high in points with 12 in 34 minutes
- Scored first career points in BIG EAST play against Syracuse, hitting a three-pointer and also set a then-career high with two steals against the Orange
- Played most minutes of career (39) along with turning in his most steals (3) during his first BIG EAST start with the Irish against Connecticut
- Led team in scoring and set new career high in points against Marquette, dropping 15 points
- Canned a career high eight free throws and dished off career best seven assists against St. John's (Jan. 16)
- Posted three consecutive games with 6 assists and 1 or fewer turnovers against Rutgers (6 asst., 1 TO), Louisville (6 asst., 0 TO) and USF (7 asst., 1 TO)
- Matched career high with 7 assists in 78-55 win over USF

## Season and Career Bests

<b>Points</b>	Season 15 (vs. Marquette 1/10/11) Career 15 (vs. Marquette 1/10/11)	<b>FG's</b>	Season 5 (vs. Marquette 1/10/11) Career 5 (vs. Marquette 1/10/11)
<b>Rebounds</b>	Season 7 (vs. Gonzaga 12/11/10) Career 7 (vs. Gonzaga 12/11/10)	<b>3PT FG's</b>	Season 2 (on four occasions) Career 2 (on four occasions)
<b>Assists</b>	Season 7 (on two occasions) Career 7 (on two occasions)	<b>FT's</b>	Season 8 (vs. St. John's 1/16/11) Career 8 (vs. St. John's 1/16/11)
<b>Steals</b>	Season 3 (on two occasions) Career 3 (on two occasions)	<b>Minutes</b>	Season 39 (on two occasions) Career 39 (on two occasions)
<b>Blocks</b>	Season 1 (vs. Maine 11/22/10) Career 1 (vs. Maine 11/22/10)		

## Game-By-Game Stats

	Start	FG-A	3P-A	FT-A	Reb	PF	TP	A	TO	BK	S	Min
Georgia Southern	4-4	1-1	0-0	3	1	9	3	2	0	0	0	22
Liberty	4-7	2-3	0-0	1	0	10	4	1	0	0	0	22
Chicago State	* 4-7	2-4	2-2	3	3	12	5	1	0	0	0	32
Maine	1-7	1-3	0-0	3	2	3	5	0	1	0	0	22
Georgia	3-6	1-2	2-2	4	1	9	1	1	0	0	0	38
California	1-2	0-1	2-4	0	2	4	2	1	0	0	0	26
Wisconsin	3-6	1-3	5-6	3	0	12	2	2	0	0	0	28
Indiana State	0-3	0-1	0-0	3	2	0	4	3	0	1	0	23
Kentucky	0-4	0-2	4-6	5	2	4	4	1	0	0	0	31
Gonzaga	3-9	1-4	5-10	7	2	12	3	0	0	1	0	34
Stony Brook	1-3	0-1	0-0	3	2	2	5	2	0	0	0	29
UMBC	4-8	1-3	0-0	5	0	9	4	0	0	0	1	22
Georgetown	0-2	0-1	0-0	1	4	0	2	1	0	0	0	19
Syracuse	1-5	1-3	0-0	1	2	3	2	2	0	2	0	16
Connecticut	* 2-6	1-2	2-5	1	2	7	5	0	0	0	3	39
St. John's	* 3-6	2-4	0-0	0	4	8	4	3	0	0	0	39
Marquette	* 5-10	1-6	4-5	0	3	15	2	0	0	1	0	35
St. John's	* 0-2	0-1	8-10	1	2	8	7	4	0	3	0	38
Cincinnati	* 3-3	1-1	4-4	3	3	11	5	3	0	0	0	36
Marquette	4-5	2-2	2-2	1	1	12	2	1	0	0	2	22
Pittsburgh	1-1	0-0	0-0	0	0	2	1	0	0	1	0	22
DePaul	2-3	1-2	1-1	2	0	6	3	0	0	0	0	21
Rutgers	2-4	0-0	1-2	2	3	5	6	1	0	0	2	23
Louisville	1-3	0-1	0-0	1	0	2	6	0	0	0	2	26
USF	0-4	0-1	0-0	0	0	0	7	1	0	1	0	17
West Virginia	0-2	0-0	0-0	1	3	0	3	1	0	0	0	21
Providence	0-0	0-0	3-4	1	2	3	0	1	0	0	0	17
Seton Hall												
Villanova												
Connecticut												

### Career Stats vs. BIG EAST

Opponent	GP-GS	Min.	FG-A	3PT-A	FT-A	Reb.	A	PF	B	S	Pts.
Cincinnati	1-1	36	3-3	1-1	4-4	3/3.0	5	3	0	0	11/11.0
Connecticut	1-1	39	2-6	1-2	2-5	1/1.0	5	2	0	3	7/7.0
DePaul	1-0	21	2-3	1-2	1-1	2/2.0	3	0	0	0	6/6.0
Georgetown	1-0	19	0-2	0-1	0-0	1/1.0	2	4	0	0	0/0.0
Louisville	1-0	26	1-3	0-1	0-0	1/1.0	6	0	0	2	2/2.0
Marquette	2-1	57	9-15	3-8	6-7	1/0.5	4	4	0	3	27/13.5
Pittsburgh	1-0	22	1-1	0-0	0-0	0/0.0	1	0	0	1	2/2.0
Providence	1-0	17	0-0	0-0	3-4	1/1.0	0	2	0	0	3/3.0
Rutgers	1-0	23	2-4	0-0	1-2	2/2.0	6	3	0	2	5/5.0
St. John's	2-2	77	3-8	2-5	8-10	1/0.5	11	6	0	3	16/8.0
Seton Hall	0-0	0	0-0	0-0	0-0	0/0.0	0	0	0	0	0/0.0
USF	1-0	17	0-4	0-1	0-0	0/0.0	7	0	0	1	0/0.0
Syracuse	1-0	16	1-5	1-3	0-0	1/1.0	2	2	0	2	3/3.0
Villanova	0-0	0	0-0	0-0	0-0	0/0.0	0	0	0	0	0/0.0
West Virginia	1-0	21	0-2	0-0	0-0	1/1.0	3	3	0	0	0/0.0


## Career Statistics

Season	GP-GS	Min	Avg	FG-A	Pct	3FG-A	Pct	FT-A	Pct	O-D-TOT	Avg	PF-FO	Ast	TO	Blk	Stl	Pts	Avg
2010-11	27-6	720	26.7	52-122	.426	19-52	.365	45-63	.714	13-42-55	2.0	46-0	97	32	1	20	168	6.2
<b>TOTAL</b>	<b>27-6</b>	<b>720</b>	<b>26.7</b>	<b>52-122</b>	<b>.426</b>	<b>19-52</b>	<b>.365</b>	<b>45-63</b>	<b>.714</b>	<b>13-42-55</b>	<b>2.0</b>	<b>46-0</b>	<b>97</b>	<b>32</b>	<b>1</b>	<b>20</b>	<b>168</b>	<b>6.2</b>

## Career BIG EAST Statistics

Season	GP-GS	Min	Avg	FG-A	Pct	3FG-A	Pct	FT-A	Pct	O-D-TOT	Avg	PF-FO	Ast	TO	Blk	Stl	Pts	Avg
2010-11	15-5	391	26.1	24-56	.429	9-24	.375	25-33	.758	4-11-15	1.0	29-0	55	18	0	17	82	5.5
<b>TOTAL</b>	<b>15-5</b>	<b>391</b>	<b>26.1</b>	<b>24-56</b>	<b>.429</b>	<b>9-24</b>	<b>.375</b>	<b>25-33</b>	<b>.758</b>	<b>4-11-15</b>	<b>1.0</b>	<b>29-0</b>	<b>55</b>	<b>18</b>	<b>0</b>	<b>17</b>	<b>82</b>	<b>5.5</b>





# 1 Tyrone Nash

Senior • 6-8 • 232

Queens, N.Y. • Lawrence Woodmere Academy & Northfield Mt. Hermon

### Career Games With:

Double Figure Points .....	28
20-Plus Points .....	N/A
30-Plus Points .....	N/A
10-Plus Rebounds .....	6
10-Plus Assists .....	N/A
Double-Double .....	4

### QUICK HITS:

- Has started in 63 contests over career for the Irish, including a string of 62 consecutive games, both leading the current roster
- Reached double-figures in 14 contests on the season
- Played 30+ minutes in 11 contests on the year
- Set a career high in free throws, knocking down 12 against Liberty (on 15 attempts), also tying his then-career high in points with 16 against the Flames
- Posted first double-double of season against Chicago State, going for 11 points and 10 rebounds and set career high for assists with 7
- Matched career high in rebounds, pulling down 11 against Maine, en route to second straight double double (13 points, 11 rebounds)
- Set career high in points with 18 against the Georgia Bulldogs in opening round of Old Spice Classic, playing a season-best 37 minutes
- Recorded third double-double of season in BIG EAST opener against Georgetown with 15 points and 10 rebounds
- Stuffed three shots against Connecticut to tie a career high
- Tied a career high with six field goals against Cincinnati
- Hit first three-point field goal of career against DePaul, finishing the game with 10 pts. and 8 rebs.
- Tied career best with 7 assists vs. Providence along with setting a personal best for minutes played (39) in 94-93 win

## Season and Career Bests

<b>Points</b>	Season 18 (vs. Georgia 11/25/10)	<b>FG's</b>	Season 6 (vs. Cincinnati 1/19/11)
Career 18 (vs. Georgia 11/25/10)	Career 6 (on two occasions)	<b>3PT FG's</b>	Season 1 (vs. DePaul 2/3/11)
<b>Rebounds</b>	Season 11 (vs. Maine 11/22/10)	Career 1 (vs. DePaul 2/3/11)	<b>FT's</b>
Career 11 (on two occasions)	Career 12 (vs. Liberty 11/14/10)	Career 12 (vs. Liberty 11/14/10)	<b>Minutes</b>
<b>Assists</b>	Season 7 (on two occasions)	Season 39 (vs. Providence 2/23/11)	Career 39 (vs. Providence 2/23/11)
Career 7 (on two occasions)	<b>Steals</b>	Season 1 (on seven occasions)	Career 3 (on three occasions)
<b>Blocks</b>	Season 3 (vs. Connecticut 1/4/11)	Career 3 (on two occasions)	

## Game-By-Game Stats

	Start	FG-A	3P-A	FT-A	Reb	PF	TP	A	TO	BK	S	Min
Georgia Southern	*	2-3	0-0	3-4	2	2	7	1	1	0	1	22
Liberty	*	2-4	0-0	12-15	9	0	16	1	1	0	0	28
Chicago State	*	4-6	0-0	3-4	10	2	11	7	1	0	0	26
Maine	*	1-4	0-0	11-12	11	2	13	5	1	0	0	29
Georgia	*	5-11	0-0	8-12	6	1	18	2	1	1	1	37
California	*	4-11	0-0	3-6	5	4	11	3	4	1	1	33
Wisconsin	*	2-9	0-0	4-7	6	1	8	3	2	0	0	26
Indiana State	*	5-7	0-0	6-9	7	1	16	4	2	1	1	35
Kentucky	*	3-7	0-0	2-4	2	2	8	1	4	0	1	25
Gonzaga	*	1-2	0-0	1-1	1	4	3	5	1	0	1	24
Stony Brook	*	1-4	0-0	2-2	6	2	4	2	2	2	0	26
UMBC	*	1-3	0-0	5-6	7	1	7	1	0	0	0	22
Georgetown	*	5-11	0-0	5-6	10	2	15	3	2	1	0	33
Syracuse	*	2-4	0-0	1-2	6	1	5	1	1	1	0	36
Connecticut	*	3-8	0-0	5-6	7	4	11	3	1	3	0	26
St. John's	*	3-5	0-0	2-2	2	5	8	1	5	1	1	23
Marquette	*	2-5	0-0	2-4	5	4	6	5	2	0	0	26
St. John's	*	3-4	0-0	1-4	3	5	7	2	2	0	0	23
Cincinnati	*	6-11	0-0	1-2	7	2	13	3	1	1	1	30
Marquette	*	3-4	0-0	7-10	4	4	13	2	0	1	0	36
Pittsburgh	*	1-2	0-0	3-5	4	2	5	2	2	1	0	30
DePaul	*	3-6	1-1	3-4	8	1	10	4	3	0	1	32
Rutgers	*	2-6	0-0	4-6	5	5	8	0	1	0	0	31
Louisville	*	2-6	0-0	3-6	6	2	7	1	1	0	0	28
USF	*	5-6	0-0	0-0	6	0	10	2	1	1	0	29
West Virginia	*	4-5	0-0	2-5	4	0	10	2	4	0	0	23
Providence	*	4-8	0-1	5-9	8	2	13	7	1	1	0	39
Seton Hall												
Villanova												
Connecticut												

### Career Stats vs. BIG EAST

Opponent	GP-GS	Min.	FG-A	3PT-A	FT-A	Reb.	A	PF	B	S	Pts.
Cincinnati	3-3	69	7-13	0-0	3-7	13/4.3	5	11	1	2	17/5.7
Connecticut	5-3	103	16-36	0-0	7-14	29/5.8	8	10	3	3	39/7.8
DePaul	3-2	66	7-12	1-1	8-11	18/6.0	6	3	0	1	23/7.7
Georgetown	4-2	66	7-14	0-0	9-11	16/4.0	6	4	2	0	23/5.8
Louisville	3-2	70	4-12	0-0	3-8	16/5.3	5	8	1	1	11/3.7
Marquette	5-3	110	9-15	0-0	16-24	20/4.0	10	14	1	2	34/6.8
Pittsburgh	4-2	111	7-13	0-0	12-19	18/4.5	11	6	3	4	26/6.5
Providence	3-2	77	12-21	0-1	5-9	18/6.0	7	8	2	1	29/9.7
Rutgers	3-2	65	8-14	0-0	5-10	8/2.7	2	10	0	3	21/7.0
St. John's	5-3	111	11-19	0-0	9-15	13/2.6	10	15	3	4	31/6.2
Seton Hall	3-2	66	8-14	0-1	6-12	13/4.3	2	6	0	1	22/7.3
USF	5-3	95	12-22	0-0	10-12	24/4.8	5	9	4	2	34/6.8
Syracuse	4-2	57	2-7	0-0	2-4	8/2.0	1	5	1	1	6/1.5
Villanova	2-2	48	5-8	0-0	6-13	17/8.5	3	8	0	1	16/8.0
West Virginia	5-3	109	11-16	0-0	7-16	22/4.4	6	11	1	0	29/5.8


## Career Statistics

Season	GP-GS	Min	Avg	FG-A	Pct	3FG-A	Pct	FT-A	Pct	O-D-TOT	Avg	PF-FO	Ast	TO	Blk	Stl	Pts	Avg
2007-08	15-0	59	3.9	6-13	.462	0-1	.000	3-11	.273	8-12-20	1.3	6-0	5	3	1	2	15	1.0
2008-09	34-1	384	11.3	37-73	.507	0-0	.000	27-50	.540	51-70-121	3.6	52-2	23	13	6	15	101	3.0
2009-10	35-35	923	26.4	96-177	.542	0-0	.000	80-133	.602	79-104-183	5.2	101-3	59	48	16	24	272	7.8
2010-11	27-27	778	28.8	79-162	.488	1-2	.500	104-153	.680	66-91-157	5.8	61-3	73	47	16	9	263	9.7
<b>TOTAL</b>	<b>111-63</b>	<b>2144</b>	<b>19.3</b>	<b>218-425</b>	<b>.513</b>	<b>1-3</b>	<b>.333</b>	<b>214-347</b>	<b>.617</b>	<b>204-277-481</b>	<b>4.3</b>	<b>220-8</b>	<b>160</b>	<b>111</b>	<b>39</b>	<b>50</b>	<b>651</b>	<b>5.9</b>

## Career BIG EAST Statistics

Season	GP-GS	Min	Avg	FG-A	Pct	3FG-A	Pct	FT-A	Pct	O-D-TOT	Avg	PF-FO	Ast	TO	Blk	Stl	Pts	Avg
2007-08	6-0	9	1.5	1-2	.500	0-1	.000	2-4	.500	1-1-2	0.3	0-0	0	0	0	0	4	0.7
2008-09	16-1	148	9.3	17-30	.567	0-0	.000	5-18	.278	21-26-47	2.9	25-1	7	2	0	6	39	2.4
2009-10	18-18	508	28.2	52-100	.520	0-0	.000	52-77	.675	45-55-100	5.6	59-3	33	21	8	14	156	8.7
2010-11	15-15	445	29.7	48-91	.527	1-2	.500	44-71	.620	39-46-85	5.7	39-3	38	27	11	3	141	9.4
<b>TOTAL</b>	<b>55-34</b>	<b>1110</b>	<b>20.2</b>	<b>118-223</b>	<b>.529</b>	<b>1-3</b>	<b>.333</b>	<b>103-170</b>	<b>.606</b>	<b>106-128-234</b>	<b>4.3</b>	<b>123-7</b>	<b>78</b>	<b>50</b>	<b>21</b>	<b>23</b>	<b>340</b>	<b>6.2</b>





# 5 Tom Kopko | Senior • 6-2 • 187 Chicago, Ill. • St. Laurence

### Career Games With:

Double Figure Points.....	N/A
20-Plus Points.....	N/A
30-Plus Points.....	N/A
10-Plus Rebounds.....	N/A
10-Plus Assists.....	N/A
Double-Double.....	N/A

### QUICK HITS:

- Played in nine contests on the season
- Matched most career minutes against Chicago State, playing 5 minutes
- Posted first points of the season against Maine, connecting on a three pointer
- Recorded first assist of season against Stony Brook, matching career high
- Made it back-to-back games with an assist against UMBC
- Appeared in first BIG EAST game of the season against St. John's (Jan. 16)
- Dished out first BIG EAST assist of the year against DePaul

## Season and Career Bests

<b>Points</b>	Season 3 (vs. Maine 11/22/10)	<b>FG's</b>	Season 1 (vs. Maine 11/22/10)
Career 5 (vs. Northern Illinois 12/8/07)	Career 2 (vs. Northern Illinois 12/8/07)		
<b>Rebounds</b>	Season 1 (on two occasions)	<b>3PT FG's</b>	Season 1 (vs. Maine 11/22/10)
Career 2 (vs. Monmouth 11/16/07)	Career 1 (on three occasions)		
<b>Assists</b>	Season 1 (on two occasions)	<b>FT's</b>	Season --
Career 1 (on four occasions)	Career 1 (vs. Savannah State 12/22/08)		
<b>Steals</b>	Season --	<b>Minutes</b>	Season 5 (vs. Chicago State 11/17/10)
Career 1 (vs. USC Upstate 11/16/08)	Career 5 (on two occasions)		
<b>Blocks</b>	Season --		
Career --			

## Game-By-Game Stats

	Start	FG-A	3P-A	FT-A	Reb	PF	TP	A	TO	BK	S	Min
Georgia Southern	0-2	0-1	0-0	0-0	1	0	0	0	0	0	0	3
Liberty	0-0	0-0	0-0	0-0	0	0	0	0	0	0	0	1
Chicago State	0-2	0-1	0-0	0-0	1	0	0	0	0	0	0	5
Maine	1-1	1-1	0-0	0-0	0	0	3	0	0	0	0	3
Georgia					DNP							
California					DNP							
Wisconsin					DNP							
Indiana State					DNP							
Kentucky					DNP							
Gonzaga					DNP							
Stony Brook		0-0	0-0	0-0	0	0	0	1	0	0	0	2
UMBC		0-1	0-1	0-0	0	0	0	1	0	0	0	3
Georgetown					DNP							
Syracuse					DNP							
Connecticut					DNP							
St. John's					DNP							
Marquette					DNP							
St. John's		0-0	0-0	0-0	0	0	0	0	0	0	0	1
Cincinnati					DNP							
Marquette					DNP							
Pittsburgh					DNP							
DePaul		0-0	0-0	0-0	0	0	0	1	0	0	0	1
Rutgers					DNP							
Louisville					DNP							
USF		0-1	0-1	0-0	0	0	0	0	0	0	0	1
West Virginia					DNP							
Providence					DNP							
Seton Hall												
Villanova												
Connecticut												

### Career Stats vs. BIG EAST

Opponent	GP-GS	Min.	FG-A	3PT-A	FT-A	Reb.	A	PF	B	S	Pts.
Cincinnati	0-0	0	0-0	0-0	0-0	0/0.0	0	0	0	0	0/0.0
Connecticut	0-0	0	0-0	0-0	0-0	0/0.0	0	0	0	0	0/0.0
DePaul	1-0	1	0-0	0-0	0-0	0/0.0	1	0	0	0	0/0.0
Georgetown	0-0	0	0-0	0-0	0-0	0/0.0	0	0	0	0	0/0.0
Louisville	0-0	0	0-0	0-0	0-0	0/0.0	0	0	0	0	0/0.0
Marquette	0-0	0	0-0	0-0	0-0	0/0.0	0	0	0	0	0/0.0
Pittsburgh	0-0	0	0-0	0-0	0-0	0/0.0	0	0	0	0	0/0.0
Providence	0-0	0	0-0	0-0	0-0	0/0.0	0	0	0	0	0/0.0
Rutgers	0-0	0	0-0	0-0	0-0	0/0.0	0	0	0	0	0/0.0
St. John's	1-0	1	0-0	0-0	0-0	0/0.0	0	0	0	0	0/0.0
Seton Hall	1-0	1	0-0	0-0	0-0	0/0.0	0	0	0	0	0/0.0
South Florida	1-0	1	0-1	0-1	0-0	0/0.0	0	0	0	0	0/0.0
Syracuse	0-0	0	0-0	0-0	0-0	0/0.0	0	0	0	0	0/0.0
Villanova	0-0	0	0-0	0-0	0-0	0/0.0	0	0	0	0	0/0.0
West Virginia	0-0	0	0-0	0-0	0-0	0/0.0	0	0	0	0	0/0.0

## Career Statistics

Season	GP-GS	Min	Avg	FG-A	Pct	3FG-A	Pct	FT-A	Pct	O-D-TOT	Avg	PF-FO	Ast	TO	Blk	Stl	Pts	Avg
2007-08	5-0	11	2.2	2-4	.500	1-3	.333	0-1	.000	1-1-2	0.4	1-0	0	0	0	0	5	1.0
2008-09	6-0	12	2.0	3-7	.429	0-3	.000	1-2	.500	0-0-0	0.0	0-0	3	1	0	2	7	1.2
2009-10	8-0	13	1.6	3-6	.500	2-4	.500	0-0	.000	0-0-0	0.0	2-0	0	1	0	0	8	1.0
2010-11	9-0	20	2.2	1-7	.143	1-5	.200	0-0	.000	2-0-2	0.2	0-0	3	0	0	0	3	0.3
<b>TOTAL</b>	<b>28-0</b>	<b>56</b>	<b>2.0</b>	<b>9-24</b>	<b>.375</b>	<b>4-15</b>	<b>.267</b>	<b>1-3</b>	<b>.333</b>	<b>3-1-4</b>	<b>0.1</b>	<b>3-0</b>	<b>6</b>	<b>2</b>	<b>0</b>	<b>2</b>	<b>23</b>	<b>0.8</b>

## Career BIG EAST Statistics

Season	GP-GS	Min	Avg	FG-A	Pct	3FG-A	Pct	FT-A	Pct	O-D-TOT	Avg	PF-FO	Ast	TO	Blk	Stl	Pts	Avg
2007-08	1-0	0	0.0	0-0	.000	0-0	.000	0-0	.000	0-0-0	0.0	0-0	0	0	0	0	0	0.0
2008-09										Did Not Play								
2009-10										Did Not Play								
2010-11	3-0	3	1.0	0-1	.000	0-1	.000	0-0	.000	0-0-0	0.0	0-0	1	0	0	0	0	0.0
<b>TOTAL</b>	<b>4-0</b>	<b>3</b>	<b>0.8</b>	<b>0-1</b>	<b>.000</b>	<b>0-1</b>	<b>.000</b>	<b>0-0</b>	<b>.000</b>	<b>0-0-0</b>	<b>0.0</b>	<b>0-0</b>	<b>1</b>	<b>0</b>	<b>0</b>	<b>0</b>	<b>0</b>	<b>0.0</b>







# 12 Alex Dragicevich | Freshman • 6-8 • 215 Northbrook, Ill. • Glenbrook North

### Career Games With:

Double Figure Points.....	N/A
20-Plus Points.....	N/A
30-Plus Points.....	N/A
10-Plus Rebounds.....	N/A
10-Plus Assists.....	N/A
Double-Double.....	N/A

### QUICK HITS:

- Played in 11 games on the season
- Scored first points with the Irish against Georgia Southern, recording 9 points on 2-5 shooting, including a perfect 4-4 from the free throw line
- Also grabbed first rebounds of career against Georgia Southern, pulling down 3 boards in the contest
- Dished out first assist of Irish career against UMBC in a personal-best 11 minutes of play
- Scored first BIG EAST points of career against Marquette, going 1-1 for 2 points in four minutes of play
- Grabbed first career BIG EAST rebound against DePaul
- Drilled first three of BIG EAST career against USF in 78-55 win

## Season and Career Bests

<b>Points</b>		<b>FG's</b>	
Season	9 (vs. Georgia Southern 11/12/10)	Season	2 (vs. Georgia Southern 11/12/10)
Career	9 (vs. Georgia Southern 11/12/10)	Career	2 (vs. Georgia Southern 11/12/10)
<b>Rebounds</b>		<b>3PT FG's</b>	
Season	3 (vs. Georgia Southern 11/12/10)	Season	1 (on two occasions)
Career	3 (vs. Georgia Southern 11/12/10)	Career	1 (on two occasions)
<b>Assists</b>		<b>FT's</b>	
Season	1 (on two occasions)	Season	4 (vs. Georgia Southern 11/12/10)
Career	1 (on two occasions)	Career	4 (vs. Georgia Southern 11/12/10)
<b>Steals</b>		<b>Minutes</b>	
Season	--	Season	11 (vs. UMBC 12/22/10)
Career	--	Career	11 (vs. UMBC 12/22/10)
<b>Blocks</b>			
Season	--		
Career	--		

## Game-By-Game Stats

	Start	FG-A	3P-A	FT-A	Reb	PF	TP	A	TO	BK	S	Min
Georgia Southern		2-5	1-2	4-4	3	1	9	0	0	0	0	10
Liberty		0-0	0-0	0-0	0	0	0	0	0	0	0	1
Chicago State		1-2	0-0	2-2	1	0	4	0	0	0	0	7
Maine		0-0	0-0	0-0	1	0	0	0	0	0	0	4
Georgia												DNP
California												DNP
Wisconsin												DNP
Indiana State												DNP
Kentucky												DNP
Gonzaga												DNP
Stony Brook		0-0	0-0	0-0	0	0	0	0	0	0	0	4
UMBC		0-3	0-2	1-2	2	0	1	1	0	0	0	11
Georgetown												DNP
Syracuse												DNP
Connecticut												DNP
St. John's												DNP
Marquette		1-1	0-0	0-0	0	0	2	1	0	0	0	4
St. John's		0-2	0-2	1-2	0	0	1	0	1	0	0	3
Cincinnati												DNP
Marquette												DNP
Pittsburgh												DNP
DePaul		0-0	0-0	0-0	1	0	0	0	0	0	0	3
Rutgers												DNP
Louisville												DNP
USF		1-2	1-2	0-0	0	0	3	0	1	0	0	5
West Virginia		0-2	0-2	0-0	0	0	0	0	0	0	0	2
Providence												DNP
Seton Hall												
Villanova												
Connecticut												

### Career Stats vs. BIG EAST

Opponent	GP-GS	Min.	FG-A	3PT-A	FT-A	Reb.	A	PF	B	S	Pts.
Cincinnati	0-0	0	0-0	0-0	0-0	0/0.0	0	0	0	0	0/0.0
Connecticut	0-0	0	0-0	0-0	0-0	0/0.0	0	0	0	0	0/0.0
DePaul	1-0	3	0-0	0-0	0-0	1/1.0	0	0	0	0	0/0.0
Georgetown	0-0	0	0-0	0-0	0-0	0/0.0	0	0	0	0	0/0.0
Louisville	0-0	0	0-0	0-0	0-0	0/0.0	0	0	0	0	0/0.0
Marquette	1-0	4	1-1	0-0	0-0	0/0.0	1	0	0	0	2/2.0
Pittsburgh	0-0	0	0-0	0-0	0-0	0/0.0	0	0	0	0	0/0.0
Providence	0-0	0	0-0	0-0	0-0	0/0.0	0	0	0	0	0/0.0
Rutgers	0-0	0	0-0	0-0	0-0	0/0.0	0	0	0	0	0/0.0
St. John's	1-0	3	0-2	0-2	1-2	0/0.0	0	0	0	0	1/1.0
Seton Hall	0-0	0	0-0	0-0	0-0	0/0.0	0	0	0	0	0/0.0
USF	1-0	5	1-2	1-2	0-0	0/0.0	0	0	0	0	3/3.0
Syracuse	0-0	0	0-0	0-0	0-0	0/0.0	0	0	0	0	0/0.0
Villanova	0-0	0	0-0	0-0	0-0	0/0.0	0	0	0	0	0/0.0
West Virginia	1-0	2	0-2	0-2	0-0	0/0.0	0	0	0	0	0/0.0

## Career Statistics

Season	GP-GS	Min	Avg	FG-A	Pct	3FG-A	Pct	FT-A	Pct	O-D-TOT	Avg	PF-FO	Ast	TO	Blk	Stl	Pts	Avg
2010-11	11-0	54	4.9	5-17	.294	2-10	.200	8-10	.800	3-5-8	0.7	1-0	2	2	0	0	20	1.8
<b>TOTAL</b>	<b>11-0</b>	<b>54</b>	<b>4.9</b>	<b>5-17</b>	<b>.294</b>	<b>2-10</b>	<b>.200</b>	<b>8-10</b>	<b>.800</b>	<b>3-5-8</b>	<b>0.7</b>	<b>1-0</b>	<b>2</b>	<b>2</b>	<b>0</b>	<b>0</b>	<b>20</b>	<b>1.8</b>

## Career BIG EAST Statistics

Season	GP-GS	Min	Avg	FG-A	Pct	3FG-A	Pct	FT-A	Pct	O-D-TOT	Avg	PF-FO	Ast	TO	Blk	Stl	Pts	Avg
2010-11	5-0	17	3.4	2-7	.286	1-6	.167	1-2	.500	0-1-1	0.2	0-0	1	2	0	0	6	1.2
<b>TOTAL</b>	<b>5-0</b>	<b>17</b>	<b>3.4</b>	<b>2-7</b>	<b>.286</b>	<b>1-6</b>	<b>.167</b>	<b>1-2</b>	<b>.500</b>	<b>0-1-1</b>	<b>0.2</b>	<b>0-0</b>	<b>1</b>	<b>2</b>	<b>0</b>	<b>0</b>	<b>6</b>	<b>1.2</b>





# 14 Scott Martin | Senior • 6-8 • 219 Valparaiso, Ind. • Valparaiso

### Career Games With:

Double Figure Points ...29 (16 with ND)  
 20-Plus Points..... N/A  
 30-Plus Points..... N/A  
 10-Plus Rebounds..... 1 (1 with ND)  
 10-Plus Assists ..... N/A  
 Double-Double ..... 1 (1 with ND)

### QUICK HITS:

- Reached double figures 16 times on the season
- Took to the court for first time since '07-08 season against Georgia Southern, scoring 7 points along with 5 rebounds in 22 minutes of play
- Missed contest against Chicago State due to back spasms
- Returned to starting lineup against Maine, recording first game in double figures with the Irish after scoring 15 points
- Reached double figures for second time on season, scoring 11 points against California in Old Spice Classice second round matchup
- Connected on career-high seven field goals (7-12) against Indiana State en route to a 15-point performance
- Played most minutes of career against Gonzaga, logging 35 minutes of action
- Competed in first BIG EAST game with Irish against Georgetown, scoring 11 points in 30 minutes of play
- Dished out a career best 6 assists against Syracuse in the the first road test of the BIG EAST schedule for the Irish
- Pulled down season-best 8 rebounds in win over St. John's (Jan. 8)
- Pulled down career high 11 rebounds against Marquette (Jan. 10), en route to first career double-double (10 pts, 11 rebs.)
- Tied career best with eight free throw makes against Marquette (Jan. 22), (8-10)
- Set career high for points in a BIG EAST game with 15 against DePaul on 6-10 shooting
- Reached new high-water mark in minutes played against Louisville, scoring 6 points with 6 rebounds in 39 minutes
- Tied career high with 3 blocks in 78-55 win over USF

## Season and Career Bests

<b>Points</b>	15 (on four occasions) Career 17 (vs. Missouri St. 12/23/07)	<b>FG's</b>	7 (vs. Indiana State 11/30/10) Career 7 (vs. Indiana State 11/30/10)
<b>Rebounds</b>	11 (vs. Marquette 1/10/11) Career 11 (vs. Marquette 1/10/11)	<b>3PT FG's</b>	3 (vs. UMBC 12/22/10) Career 3 (vs. UMBC 12/22/10)
<b>Assists</b>	6 (vs. Syracuse 1/1/11) Career 6 (vs. Syracuse 1/1/11)	<b>FT's</b>	8 (on two occasions) Career 8 (on three occasions)
<b>Steals</b>	2 (on two occasions) Career 4 (vs. Clemson 11/27/07)	<b>Minutes</b>	39 (vs. Louisville 2/9/11) Career 39 (vs. Louisville 2/9/11)
<b>Blocks</b>	3 (vs. USF 2/12/11) Career 3 (on three occasions)		

## Game-By-Game Stats

	Start	FG-A	3P-A	FT-A	Reb	PF	TP	A	TO	BK	S	Min
Georgia Southern	*	2-7	0-3	3-3	5	4	7	2	2	0	0	22
Liberty	*	2-9	1-5	1-4	3	0	6	3	2	1	1	29
Chicago State												DNP - Injured
Maine	*	6-8	2-3	1-2	5	2	15	3	2	0	0	28
Georgia	*	2-3	0-1	2-4	2	1	6	0	2	0	0	26
California	*	2-8	0-3	7-8	6	1	11	1	0	1	0	26
Wisconsin	*	1-4	0-0	4-5	7	0	6	1	0	0	0	27
Indiana State	*	7-12	1-4	0-1	5	2	15	2	1	0	0	29
Kentucky	*	3-8	1-4	0-0	5	4	7	1	0	0	0	27
Gonzaga	*	3-6	2-3	1-2	3	4	9	2	3	0	0	35
Stony Brook	*	4-6	1-1	0-0	6	1	9	3	0	0	2	21
UMBC	*	6-10	3-5	0-0	3	1	15	0	1	0	0	21
Georgetown	*	5-9	1-1	0-4	3	1	11	1	1	0	1	30
Syracuse	*	3-9	0-2	4-4	7	2	10	6	5	1	1	34
Connecticut	*	4-12	2-6	3-4	3	4	13	2	2	1	0	31
St. John's	*	5-11	0-4	2-3	8	1	12	3	0	0	0	35
Marquette	*	4-15	1-6	1-2	11	4	10	1	3	0	0	36
St. John's	*	2-7	0-2	0-1	4	4	4	0	2	0	0	29
Cincinnati	*	4-8	2-2	1-3	8	1	11	1	2	0	0	34
Marquette	*	1-5	0-1	8-10	3	2	10	2	2	1	0	33
Pittsburgh	*	3-10	3-6	1-2	1	2	10	1	1	0	0	36
DePaul	*	6-10	1-2	2-2	7	2	15	1	0	0	2	30
Rutgers	*	3-6	0-1	8-9	2	2	14	3	1	0	0	34
Louisville	*	2-8	1-3	1-2	6	1	6	4	2	0	1	39
USF	*	4-6	2-3	0-0	7	0	10	2	2	3	1	30
West Virginia	*	4-11	1-6	0-0	6	4	9	0	2	0	0	32
Providence	*	4-8	2-4	0-0	5	3	10	1	3	0	1	33
Seton Hall												
Villanova												
Connecticut												

### Career Stats vs. BIG EAST

Opponent	GP-GS	Min.	FG-A	3PT-A	FT-A	Reb.	A	PF	B	S	Pts.
Cincinnati	1-1	34	4-8	2-2	1-3	8/8.0	1	1	0	0	11/11.0
Connecticut	1-1	31	4-12	2-6	3-4	3/3.0	2	4	1	0	13/13.0
DePaul	2-2	66	9-20	4-8	3-4	8/4.0	2	4	0	2	25/12.5
Georgetown	1-1	30	5-9	1-1	0-4	3/3.0	1	1	0	1	11/11.0
Louisville	2-2	61	5-14	1-4	6-10	9/4.5	4	5	0	2	17/8.5
Marquette	2-2	69	5-20	1-7	9-12	14/7.0	3	6	1	0	20/10.0
Pittsburgh	0-0	0	0-0	0-0	0-0	0/0.0	0	0	0	0	0/0.0
Providence	1-1	33	4-8	2-4	0-0	5/5.0	1	3	0	1	10/10.0
Rutgers	1-1	34	3-6	0-1	8-9	2/2.0	3	2	0	0	14/14.0
St. John's	2-2	64	7-18	0-6	2-4	12/6.0	3	5	0	0	16/8.0
Seton Hall	0-0	0	0-0	0-0	0-0	0/0.0	0	0	0	0	0/0.0
USF	1-1	30	4-6	2-3	0-0	7/7.0	2	0	3	1	10/10.0
Syracuse	1-1	34	3-9	0-2	4-4	7/7.0	6	2	1	1	10/10.0
Villanova	0-0	0	0-0	0-0	0-0	0/0.0	0	0	0	0	0/0.0
West Virginia	1-1	32	4-11	1-6	0-0	6/6.0	0	4	0	0	9/9.0

## Career Statistics

Season	GP-GS	Min	Avg	FG-A	Pct	3FG-A	Pct	FT-A	Pct	O-D-TOT	Avg	PF-FO	Ast	TO	Blk	Stl	Pts	Avg
2007-08	32-8	700	21.9	84-225	.373	26-83	.313	78-112	.696	42-79-121	3.8	78-3	44	48	21	31	272	8.5
2008-09																		
2009-10																		
2010-11	26-26	787	30.3	92-216	.426	27-81	.333	50-75	.667	29-102-131	5.0	53-0	46	41	8	10	261	10.0
<b>TOTAL</b>	<b>58-34</b>	<b>1487</b>	<b>25.6</b>	<b>176-441</b>	<b>.399</b>	<b>53-164</b>	<b>.323</b>	<b>128-187</b>	<b>.684</b>	<b>71-181-252</b>	<b>4.3</b>	<b>131-3</b>	<b>90</b>	<b>89</b>	<b>29</b>	<b>41</b>	<b>533</b>	<b>9.2</b>

## Career BIG EAST Statistics

Season	GP-GS	Min	Avg	FG-A	Pct	3FG-A	Pct	FT-A	Pct	O-D-TOT	Avg	PF-FO	Ast	TO	Blk	Stl	Pts	Avg
2008-09																		
2009-10																		
2010-11	15-15	496	33.1	54-135	.400	16-49	.327	31-46	.674	16-65-81	5.4	33-0	28	28	6	7	155	10.3
<b>TOTAL</b>	<b>15-15</b>	<b>496</b>	<b>33.1</b>	<b>54-135</b>	<b>.400</b>	<b>16-49</b>	<b>.327</b>	<b>31-46</b>	<b>.674</b>	<b>16-65-81</b>	<b>5.4</b>	<b>33-0</b>	<b>28</b>	<b>28</b>	<b>6</b>	<b>7</b>	<b>155</b>	<b>10.3</b>





# 21 Tim Abromaitis | Graduate Student • 6-8 • 235 Unionville, Conn. • Farmington

### Career Games With:

Double Figure Points.....	50
20-Plus Points.....	18
30-Plus Points.....	2
10-Plus Rebounds.....	4
10-Plus Assists.....	N/A
Double-Double.....	3

### QUICK HITS:

- Has started 53 of the last 54 contests for the Irish
- Reached double-figure points 22 times this season
- Eclipsed 20 points in a game nine times this season
- Posted 30+ minutes of action in 21 games this season
- Posted first double-double of the season against Chicago State, notching 21 points along with 10 rebounds
- Set career high in assists against Chicago State, dishing out 7 assists
- Had best scoring game of young season, posting 26 points (8-9 FG's, 4-5 3FG's) against Maine
- Named Old Spice Classic tournament MVP along with All-Tournament team member, averaging 14.0 PPG, including a 25-point outburst against Georgia in a career best 46 minutes of play
- Recorded a career best in rebounds, pulling down 11 boards against California in second round of Old Spice Classic
- Selected to the BIG EAST Weekly Honor Roll (Nov. 29 and Dec. 27)
- Posted third double-double of career and second of the season with his 21-point, 11-rebound performance against UMBC
- Tied career-best with five three pointers (5-7) in BIG EAST opener against Georgetown, finishing with a team-best 20 points
- Set a career high with three steals against DePaul
- Named Capital One Academic All-District V First Team
- Eclipsed the 20-point mark against Louisville, scoring 23 on 6-13 shooting and 9-9 from the FT line
- Named to Capital One Academic All-America Men's Basketball First Team
- Set new season best in points with a 28-point performance against Providence, on a career-best tying 11 FG's

Opponent	GP-GS	Min.	FG-A	3PT-A	FT-A	Reb.	A	PF	B	S	Pts.
Cincinnati	3-3	98	15-30	6-10	14-17	17/5.7	5	9	1	3	50/16.7
Connecticut	3-2	109	13-30	5-14	6-12	15/5.0	3	6	1	4	37/12.3
DePaul	2-2	62	13-25	6-12	11-12	10/5.0	4	3	0	4	43/21.5
Georgetown	3-2	75	13-31	6-16	9-9	8/2.7	4	3	2	2	41/13.7
Louisville	2-2	89	17-31	4-8	14-15	13/6.5	2	5	2	1	52/26.0
Marquette	4-3	110	12-32	3-14	9-11	17/4.3	4	6	0	1	36/9.0
Pittsburgh	3-3	102	7-15	3-6	9-10	9/3.0	1	3	3	0	26/8.7
Providence	2-2	62	19-30	9-15	3-6	12/6.0	2	2	0	2	50/25.0
Rutgers	2-2	72	10-21	4-11	3-4	18/9.0	3	5	0	0	27/13.5
St. John's	3-3	113	15-31	7-15	9-11	18/6.0	5	8	0	3	46/15.3
Seton Hall	3-2	66	5-13	3-7	14-14	14/4.7	2	5	0	0	27/9.0
USF	3-3	91	12-24	5-11	1-1	11/3.7	6	5	1	3	30/10.0
Syracuse	2-2	76	16-32	8-17	1-3	9/4.5	5	7	1	1	41/20.5
Villanova	1-1	37	3-13	2-8	8-10	5/5.0	2	3	0	0	16/16.0
West Virginia	3-3	98	8-23	4-12	13-17	15/5.0	4	11	1	2	33/11.0

### Career Stats vs. BIG EAST

Points		FG's	
Season	28 (vs. Providence 2/23/11)	Season	11 (vs. Providence 2/23/11)
Career	31 (vs. UCF 12/6/09)	Career	11 (on two occasions)
Rebounds		3PT FG's	
Season	11 (on two occasions)	Season	5 (vs. Georgetown 12/29/10)
Career	11 (on two occasions)	Career	5 (on four occasions)
Assists		FT's	
Season	7 (vs. Chicago State 11/17/10)	Season	9 (on two occasions)
Career	7 (vs. Chicago State 11/17/10)	Career	12 (vs. Seton Hall 2/11/10)
Steals		Minutes	
Season	3 (vs. DePaul 2/3/11)	Season	46 (vs. Georgia 11/25/10)
Career	3 (vs. DePaul 2/3/11)	Career	46 (vs. Georgia 11/25/10)
Blocks			
Season	2 (on two occasions)		
Career	2 (on three occasions)		

## Season and Career Bests

## Game-By-Game Stats

	Start	FG-A	3P-A	FT-A	Reb	PF	TP	A	TO	BK	S	Min
Georgia Southern	*	2-13	1-7	5-6	5	1	10	3	1	0	0	22
Liberty	*	4-12	2-9	3-4	7	2	13	0	2	1	2	34
Chicago State	*	6-15	1-8	8-9	10	0	21	7	0	1	1	30
Maine	*	8-9	4-5	6-6	3	2	26	3	0	0	1	27
Georgia	*	6-11	4-5	9-12	6	4	25	0	2	0	1	46
California	*	2-10	0-4	3-5	11	1	7	2	1	2	0	37
Wisconsin	*	3-11	0-2	4-4	9	2	10	0	2	0	0	36
Indiana State	*	4-11	3-7	2-2	4	3	13	3	1	0	1	33
Kentucky	*	1-7	0-4	2-2	8	1	4	2	1	1	0	31
Gonzaga	*	7-13	4-6	3-3	8	1	21	4	1	0	0	39
Stony Brook	*	8-13	2-5	4-5	8	0	22	3	2	2	1	31
UMBC	*	7-12	3-7	4-5	11	0	21	2	3	2	2	26
Georgetown	*	6-12	5-7	3-3	4	1	20	1	3	0	1	39
Syracuse	*	6-15	3-6	0-1	7	3	15	2	4	0	1	38
Connecticut	*	6-9	3-5	4-10	7	2	19	1	3	1	2	39
St. John's	*	4-9	2-5	2-2	9	3	12	4	2	0	1	39
Marquette	*	4-8	1-3	1-1	4	4	10	0	3	0	1	33
St. John's	*	4-11	1-4	1-1	3	4	10	0	5	0	1	35
Cincinnati	*	4-10	2-5	2-2	6	3	12	1	0	0	0	32
Marquette	*	2-6	1-2	1-2	4	2	6	0	2	0	0	33
Pittsburgh	*	0-0	0-0	2-2	2	1	2	0	0	1	0	29
DePaul	*	4-9	1-3	4-4	4	3	13	1	2	0	3	29
Rutgers	*	4-8	1-4	1-2	8	1	10	1	2	0	0	33
Louisville	*	6-13	2-4	9-9	8	1	23	2	0	1	1	44
USF	*	5-8	2-3	0-0	3	2	12	1	2	1	2	28
West Virginia	*	2-9	1-5	4-6	4	5	9	2	0	1	0	34
Providence	*	11-16	4-7	2-4	5	0	28	1	1	0	2	32
Seton Hall												
Villanova												
Connecticut												

## Career Statistics

Season	GP-GS	Min	Avg	FG-A	Pct	3FG-A	Pct	FT-A	Pct	O-D-TOT	Avg	PF-FO	Ast	TO	Blk	Stl	Pts	Avg
2007-08	12-0	40	3.3	6-21	.286	1-8	.125	7-7	1.000	5-7-12	1.0	5-0	3	4	1	1	20	1.7
2008-09										Did Not Play								
2009-10	35-26	1104	31.5	183-370	.495	81-189	.429	117-134	.873	43-123-166	4.7	76-1	52	42	11	17	564	16.1
2010-11	27-27	909	33.7	126-280	.450	53-132	.402	89-112	.795	37-131-168	6.2	52-1	46	45	14	24	394	14.6
<b>TOTAL</b>	<b>74-53</b>	<b>2053</b>	<b>27.7</b>	<b>315-671</b>	<b>.469</b>	<b>135-329</b>	<b>.410</b>	<b>213-253</b>	<b>.842</b>	<b>85-261-346</b>	<b>4.7</b>	<b>133-2</b>	<b>101</b>	<b>91</b>	<b>26</b>	<b>42</b>	<b>978</b>	<b>13.2</b>

## Career BIG EAST Statistics

Season	GP-GS	Min	Avg	FG-A	Pct	3FG-A	Pct	FT-A	Pct	O-D-TOT	Avg	PF-FO	Ast	TO	Blk	Stl	Pts	Avg
2007-08	3-0	5	1.7	1-2	.500	0-1	.000	2-2	1.000	0-0-0	0.0	1-0	1	1	0	0	4	1.3
2008-09										Did Not Play								
2009-10	18-17	647	35.9	102-217	.470	45-109	.413	78-90	.867	28-74-102	5.7	37-1	34	25	6	9	327	18.2
2010-11	15-15	517	34.5	68-143	.476	29-63	.460	36-49	.735	19-59-78	5.2	35-1	17	29	5	15	201	13.4
<b>TOTAL</b>	<b>36-32</b>	<b>1169</b>	<b>32.5</b>	<b>171-362</b>	<b>.472</b>	<b>74-173</b>	<b>.428</b>	<b>116-141</b>	<b>.823</b>	<b>47-133-180</b>	<b>5.0</b>	<b>73-2</b>	<b>52</b>	<b>55</b>	<b>11</b>	<b>24</b>	<b>532</b>	<b>14.8</b>







# 22 Jerian Grant | Freshman • 6-5 • 185 Bowie, Md. • DeMatha

### Career Games With:

Double Figure Points.....	N/A
20-Plus Points.....	N/A
30-Plus Points.....	N/A
10-Plus Rebounds.....	N/A
10-Plus Assists.....	N/A
Double-Double.....	N/A

### QUICK HITS:

- Has not played during the 2010-11 season
- Missed first four game of the season while recovering from injury

## Season and Career Bests

<b>Points</b>		<b>FG's</b>	
Season	--	Season	--
Career	--	Career	--
<b>Rebounds</b>		<b>3PT FG's</b>	
Season	--	Season	--
Career	--	Career	--
<b>Assists</b>		<b>FT's</b>	
Season	--	Season	--
Career	--	Career	--
<b>Steals</b>		<b>Minutes</b>	
Season	--	Season	--
Career	--	Career	--
<b>Blocks</b>			
Season	--		
Career	--		

## Game-By-Game Stats

	Start	FG-A	3P-A	FT-A	Reb	PF	TP	A	TO	BK	S	Min
Georgia Southern												DNP - Injured
Liberty												DNP - Injured
Chicago State												DNP - Injured
Maine												DNP - Injured
Georgia												DNP
California												DNP
Wisconsin												DNP
Indiana State												DNP
Kentucky												DNP
Gonzaga												DNP
Stony Brook												DNP
UMBC												DNP
Georgetown												DNP
Syracuse												DNP
Connecticut												DNP
St. John's												DNP
Marquette												DNP
St. John's												DNP
Cincinnati												DNP
Marquette												DNP
Pittsburgh												DNP
DePaul												DNP
Rutgers												DNP
Louisville												DNP
USF												DNP
West Virginia												DNP
Providence												DNP
Seton Hall												DNP
Villanova												DNP
Connecticut												DNP

### Career Stats vs. BIG EAST

Opponent	GP-GS	Min.	FG-A	3PT-A	FT-A	Reb.	A	PF	B	S	Pts.
Cincinnati	0-0	0	0-0	0-0	0-0	0/0.0	0	0	0	0	0/0.0
Connecticut	0-0	0	0-0	0-0	0-0	0/0.0	0	0	0	0	0/0.0
DePaul	0-0	0	0-0	0-0	0-0	0/0.0	0	0	0	0	0/0.0
Georgetown	0-0	0	0-0	0-0	0-0	0/0.0	0	0	0	0	0/0.0
Louisville	0-0	0	0-0	0-0	0-0	0/0.0	0	0	0	0	0/0.0
Marquette	0-0	0	0-0	0-0	0-0	0/0.0	0	0	0	0	0/0.0
Pittsburgh	0-0	0	0-0	0-0	0-0	0/0.0	0	0	0	0	0/0.0
Providence	0-0	0	0-0	0-0	0-0	0/0.0	0	0	0	0	0/0.0
Rutgers	0-0	0	0-0	0-0	0-0	0/0.0	0	0	0	0	0/0.0
St. John's	0-0	0	0-0	0-0	0-0	0/0.0	0	0	0	0	0/0.0
Seton Hall	0-0	0	0-0	0-0	0-0	0/0.0	0	0	0	0	0/0.0
USF	0-0	0	0-0	0-0	0-0	0/0.0	0	0	0	0	0/0.0
Syracuse	0-0	0	0-0	0-0	0-0	0/0.0	0	0	0	0	0/0.0
Villanova	0-0	0	0-0	0-0	0-0	0/0.0	0	0	0	0	0/0.0
West Virginia	0-0	0	0-0	0-0	0-0	0/0.0	0	0	0	0	0/0.0

## Career Statistics

Season	GP-GS	Min	Avg	FG-A	Pct	3FG-A	Pct	FT-A	Pct	O-D-TOT	Avg	PF-FO	Ast	TO	Blk	Stl	Pts	Avg	
2010-11																			Has Not Played
<b>TOTAL</b>																			Has Not Played

## Career BIG EAST Statistics

Season	GP-GS	Min	Avg	FG-A	Pct	3FG-A	Pct	FT-A	Pct	O-D-TOT	Avg	PF-FO	Ast	TO	Blk	Stl	Pts	Avg	
2010-11																			Has Not Played
<b>TOTAL</b>																			Has Not Played





# 23 Ben Hansbrough | Senior • 6-3 • 203 Poplar Bluff, Mo. • Poplar Bluff

### Career Games With:

Double Figure Points .....74 (48 at ND)  
 20-Plus Points.....18 (14 at ND)  
 30-Plus Points.....1 (1 at ND)  
 10-Plus Rebounds.....1 (1 at ND)  
 10-Plus Assists .....2 (2 at ND)  
 Double-Double .....2 (2 at ND)

### QUICK HITS:

- Has started all 62 contests since putting on an Irish uniform
- Recorded his eighth career 20-point game in the season-opener against Georgia Southern
- Has reached double figures in points in 25 contests this season, including 11 times reaching the 20-point mark and once reaching the 30-point mark
- Has led the team in scoring in 16 games this season
- Tied a then-career high with 5 three pointers against Liberty, marking the fourth time he had hit that many threes
- Set a new career high in three pointers against Chicago State, drilling 6-10 from beyond the arc
- Set a season high for assists on the season when he dished out 9 against Maine
- Posted best rebounding total of the season, recording an identical 6 boards in back-to-back games at the Old Spice Classic against California and Wisconsin
- Recorded then-career best 24 points against Indiana State, aided by knocking down a career high 8 field goals (8-12)
- Selected to the BIG EAST Weekly Honor Roll (Nov. 22, Jan. 24, Jan. 31, Feb. 7)
- Tied a then-career high with 10 FT's against Georgetown in the BIG EAST opener, going 10-10 en route to a 17-point performance
- Scored then-career high 26 points against St. John's (Jan. 8) on 8-15 shooting, including a perfect 6-6 from the FT line
- Named BIG EAST Player of The Week (Jan. 10)
- Reached double figures in 10 straight games (Wisconsin through St. John's) marking a personal best streak
- Connected on a career-best 11 free throws (11-12) against Cincinnati, scoring 13 points
- Scored career best 28 points against Marquette (Jan. 22) on 10-15 shooting, which also set a career high in made FG's
- Matched career high in free throws made (11) against Rutgers, en route to scoring 25 points
- Has reached 20+-point mark in three consecutive games (DePaul (24), Rutgers (25), Louisville (25))
- Named to Naismith Trophy Midseason 30
- Set a season best in rebounds with 7 against West Virginia, to go along with 19 points
- Set new career high with 32 points against Providence on 10-13 shooting, including 9-11 FT's

## Season and Career Bests

<b>Points</b>	Season 32 (vs. Providence 2/23/11) Career 32 (vs. Providence 2/23/11)	<b>FG's</b>	Season 10 (on two occasions) Career 10 (on two occasions)
<b>Rebounds</b>	Season 7 (vs. West Virginia 2/19/11) Career 10 (vs. DePaul 1/23/10)	<b>3PT FG's</b>	Season 6 (vs. Chicago State 11/17/10) Career 6 (vs. Chicago State 11/17/10)
<b>Assists</b>	Season 9 (vs. Maine 11/22/10) Career 10 (on two occasions)	<b>FT's</b>	Season 11 (on two occasions) Career 11 (on two occasions)
<b>Steals</b>	Season 4 (vs. St. John's 1/8/11) Career 4 (on five occasions)	<b>Minutes</b>	Season 45 (vs. Georgia 11/25/10) Career 48 (vs. Louisville 2/17/10)
<b>Blocks</b>	Season 1 (vs. Marquette 1/22/11) Career 1 (on six occasions)		

## Game-By-Game Stats

	Start	FG-A	3P-A	FT-A	Reb	PF	TP	A	TO	BK	S	Min
Georgia Southern	*	7-10	4-7	2-2	3	3	20	4	2	0	2	24
Liberty	*	7-13	5-8	0-0	2	3	19	4	1	0	1	34
Chicago State	*	7-13	6-10	2-5	5	2	22	6	2	0	0	30
Maine	*	2-7	1-2	6-6	2	2	11	9	3	0	0	30
Georgia	*	3-9	1-3	6-9	5	4	13	2	5	0	0	45
California	*	1-3	1-3	4-6	6	3	7	1	2	0	1	30
Wisconsin	*	4-10	1-4	1-1	6	2	10	1	1	0	1	38
Indiana State	*	8-12	4-5	4-4	2	2	24	5	4	0	1	33
Kentucky	*	7-15	5-9	2-3	0	4	21	2	3	0	1	38
Gonzaga	*	3-7	1-2	6-9	3	2	13	3	2	0	1	36
Stony Brook	*	4-14	2-7	4-4	4	2	14	8	0	0	1	28
UMBC	*	3-9	1-6	3-4	3	1	10	3	2	0	2	23
Georgetown	*	3-11	1-3	10-10	6	3	17	3	2	0	2	37
Syracuse	*	5-13	2-8	0-0	3	2	12	5	0	0	2	37
Connecticut	*	7-16	2-6	5-6	5	2	21	4	2	0	1	40
St. John's	*	8-15	4-9	6-6	4	4	26	3	2	0	4	37
Marquette	*	3-9	0-1	3-3	2	2	9	2	4	0	3	36
St. John's	*	6-10	2-6	4-4	4	4	18	2	3	0	0	34
Cincinnati	*	1-8	0-2	11-12	3	2	13	5	2	0	2	39
Marquette	*	10-15	2-5	6-6	5	3	28	6	0	1	0	39
Pittsburgh	*	8-14	1-6	2-3	4	3	19	7	5	0	1	39
DePaul	*	7-12	5-8	5-9	3	1	24	3	1	0	1	34
Rutgers	*	6-15	2-8	11-13	6	0	25	5	4	0	1	39
Louisville	*	9-17	5-10	2-4	6	4	25	2	4	0	1	41
USF	*	5-10	0-2	2-3	2	2	12	8	2	0	2	27
West Virginia	*	7-18	3-7	2-2	7	5	19	2	0	0	2	38
Providence	*	10-13	3-5	9-11	1	3	32	4	2	0	0	39
Seton Hall												
Villanova												
Connecticut												

### Career Stats vs. BIG EAST

Opponent	GP-GS	Min.	FG-A	3PT-A	FF-A	Reb.	A	PF	B	S	Pts.
Cincinnati	3-3	117	8-25	3-14	14-18	12/4.0	19	8	0	4	33/11.0
Connecticut	3-3	118	11-35	5-16	14-18	12/4.0	7	11	0	7	41/13.7
DePaul	2-2	68	11-21	7-12	10-16	13/6.5	10	2	0	1	39/19.5
Georgetown	2-2	76	10-21	4-8	14-15	9/4.5	7	6	1	3	38/19.0
Louisville	2-2	89	13-31	8-20	12-16	14/7.0	5	5	0	3	46/23.0
Marquette	3-3	117	14-30	2-11	11-11	9/3.0	11	9	1	4	41/13.7
Pittsburgh	3-3	113	16-30	3-13	4-6	16/5.3	14	8	1	2	39/13.0
Providence	2-2	78	13-21	4-10	12-16	9/4.5	14	5	1	0	42/21.0
Rutgers	2-2	76	12-27	5-12	14-16	11/5.5	10	3	0	5	43/21.5
St. John's	3-3	113	19-33	9-19	10-10	12/4.0	8	11	0	4	57/19.0
Seton Hall	2-2	72	6-16	3-9	2-3	6/3.0	5	5	1	1	17/8.5
USF	3-3	92	10-25	3-10	5-9	10/3.3	13	7	0	2	28/9.3
Syracuse	2-2	68	7-20	4-15	3-3	4/2.0	7	6	0	2	21/10.5
Villanova	1-1	19	2-3	1-2	2-2	1/1.0	2	5	0	1	7/7.0
West Virginia	3-3	117	14-34	8-16	6-10	18/6.0	15	8	0	4	42/14.0


## Career Statistics

Season	GP-GS	Min	Avg	FG-A	Pct	3FG-A	Pct	FT-A	Pct	O-D-TOT	Avg	PF-FO	Ast	TO	Blk	Stl	Pts	Avg
2006-07	35-9	827	23.6	75-175	.429	47-114	.440	58-74	.784	15-83-98	2.8	60-1	112	65	0	35	255	7.3
2007-08	30-28	1005	33.5	98-236	.415	62-173	.358	56-71	.789	20-95-115	3.8	68-2	77	48	2	31	314	10.5
2008-09										Did Not Play Due To Transfer Rules								
2009-10	35-35	1241	35.5	129-284	.454	67-162	.414	94-129	.729	29-107-136	3.9	82-2	153	63	5	37	419	12.0
2010-11	27-27	945	35.0	151-318	.475	64-152	.421	118-145	.814	22-80-102	3.8	70-1	109	60	1	33	484	17.9
<b>TOTAL</b>	<b>127-99</b>	<b>4018</b>	<b>31.6</b>	<b>453-1013</b>	<b>.447</b>	<b>240-601</b>	<b>.399</b>	<b>326-419</b>	<b>.778</b>	<b>86-365-451</b>	<b>3.6</b>	<b>280-6</b>	<b>451</b>	<b>236</b>	<b>8</b>	<b>136</b>	<b>1472</b>	<b>11.6</b>

## Career BIG EAST Statistics

Season	GP-GS	Min	Avg	FG-A	Pct	3FG-A	Pct	FT-A	Pct	O-D-TOT	Avg	PF-FO	Ast	TO	Blk	Stl	Pts	Avg
2009-10	18-18	670	37.2	62-149	.416	31-86	.360	50-70	.714	18-69-87	4.8	52-2	76	36	3	19	205	11.4
2010-11	15-15	556	37.1	95-196	.485	32-86	.372	78-92	.848	12-49-61	4.1	40-1	61	33	1	22	300	20.0
<b>TOTAL</b>	<b>33-33</b>	<b>1226</b>	<b>37.2</b>	<b>157-345</b>	<b>.455</b>	<b>63-172</b>	<b>.366</b>	<b>128-162</b>	<b>.790</b>	<b>30-118-148</b>	<b>4.5</b>	<b>92-3</b>	<b>137</b>	<b>69</b>	<b>4</b>	<b>41</b>	<b>505</b>	<b>15.3</b>





# 25 Tom Knight | Sophomore • 6-10 • 253 Dixfield, Maine • Dirigo

### Career Games With:

Double Figure Points.....	N/A
20-Plus Points.....	N/A
30-Plus Points.....	N/A
10-Plus Rebounds.....	N/A
10-Plus Assists.....	N/A
Double-Double.....	N/A

### QUICK HITS:

- After sitting out last season, scored first points of Irish career against Georgia Southern in a 7-point, 4-rebound performance over his 9 minutes of game time
- Has seen playing time in 11 games on the year
- Recorded first block of Irish career against Chicago State
- Tied career bests in points (7), field goals (3), blocks (1) along with minutes (9), while also setting a new best with 5 rebounds against UMBC
- Saw time in first BIG EAST game of career against Syracuse
- Pulled down first BIG EAST rebound against Marquette (Jan. 10)
- Scored first career BIG EAST points, recording 2 pts. against DePaul on 1-1 shooting

## Season and Career Bests

<b>Points</b>		<b>FG's</b>	
Season	7 (on two occasions)	Season	3 (on two occasions)
Career	7 (on two occasions)	Career	3 (on two occasions)
<b>Rebounds</b>		<b>3PT FG's</b>	
Season	5 (vs. UMBC 12/22/10)	Season	--
Career	5 (vs. UMBC 12/22/10)	Career	--
<b>Assists</b>		<b>FT's</b>	
Season	1 (on two occasions)	Season	1 (on two occasions)
Career	1 (on two occasions)	Career	1 (on two occasions)
<b>Steals</b>		<b>Minutes</b>	
Season	--	Season	9 (on two occasions)
Career	--	Career	9 (on two occasions)
<b>Blocks</b>			
Season	1 (on two occasions)		
Career	1 (on two occasions)		

## Game-By-Game Stats

	Start	FG-A	3P-A	FT-A	Reb	PF	TP	A	TO	BK	S	Min
Georgia Southern		3-3	0-0	1-1	4	1	7	1	1	0	0	9
Liberty		0-1	0-0	0-0	1	0	0	1	0	0	0	1
Chicago State		0-2	0-0	0-0	2	0	0	0	0	1	0	7
Maine		1-2	0-0	0-0	0	0	2	0	0	0	0	6
Georgia												DNP
California												DNP
Wisconsin												DNP
Indiana State												DNP
Kentucky												DNP
Gonzaga												DNP
Stony Brook		0-2	0-0	0-0	1	0	0	0	0	0	0	4
UMBC		3-5	0-0	1-1	5	0	7	0	0	1	0	9
Georgetown												DNP
Syracuse		0-0	0-0	0-0	0	0	0	0	0	0	0	0+
Connecticut												DNP
St. John's												DNP
Marquette		0-0	0-0	0-0	1	0	0	0	0	0	0	2
St. John's		0-0	0-0	0-0	0	0	0	0	0	0	0	1
Cincinnati												DNP
Marquette												DNP
Pittsburgh												DNP
DePaul		1-1	0-0	0-0	0	0	2	0	0	0	0	2
Rutgers												DNP
Louisville												DNP
USF		0-2	0-0	0-0	0	0	0	0	0	0	0	5
West Virginia												DNP
Providence												DNP
Seton Hall												
Villanova												
Connecticut												

### Career Stats vs. BIG EAST

Opponent	GP-GS	Min.	FG-A	3PT-A	FT-A	Reb.	A	PF	B	S	Pts.
Cincinnati	0-0	0	0-0	0-0	0-0	0/0.0	0	0	0	0	0/0.0
Connecticut	0-0	0	0-0	0-0	0-0	0/0.0	0	0	0	0	0/0.0
DePaul	1-0	2	1-1	0-0	0-0	0/0.0	0	0	0	0	2/2.0
Georgetown	0-0	0	0-0	0-0	0-0	0/0.0	0	0	0	0	0/0.0
Louisville	0-0	0	0-0	0-0	0-0	0/0.0	0	0	0	0	0/0.0
Marquette	1-0	2	0-0	0-0	0-0	1/1.0	0	0	0	0	0/0.0
Pittsburgh	0-0	0	0-0	0-0	0-0	0/0.0	0	0	0	0	0/0.0
Providence	0-0	0	0-0	0-0	0-0	0/0.0	0	0	0	0	0/0.0
Rutgers	0-0	0	0-0	0-0	0-0	0/0.0	0	0	0	0	0/0.0
St. John's	1-0	0	0-0	0-0	0-0	0/0.0	0	0	0	0	0/0.0
Seton Hall	0-0	0	0-0	0-0	0-0	0/0.0	0	0	0	0	0/0.0
USF	1-0	5	0-2	0-0	0-0	0/0.0	0	0	0	0	0/0.0
Syracuse	1-0	0+	0-0	0-0	0-0	0/0.0	0	0	0	0	0/0.0
Villanova	0-0	0	0-0	0-0	0-0	0/0.0	0	0	0	0	0/0.0
West Virginia	0-0	0	0-0	0-0	0-0	0/0.0	0	0	0	0	0/0.0

## Career Statistics

Season	GP-GS	Min	Avg	FG-A	Pct	3FG-A	Pct	FT-A	Pct	O-D-TOT	Avg	PF-FO	Ast	TO	Blk	Stl	Pts	Avg	
2009-10										Did Not Play									
2010-11	11-0	46	4.2	8-18	.444	0-0	.000	2-2	1.000	7-7-14	1.3	1-0	2	1	2	0	18	1.6	
<b>TOTAL</b>	<b>11-0</b>	<b>46</b>	<b>4.2</b>	<b>8-18</b>	<b>.444</b>	<b>0-0</b>	<b>.000</b>	<b>2-2</b>	<b>1.000</b>	<b>7-7-14</b>	<b>1.3</b>	<b>1-0</b>	<b>2</b>	<b>1</b>	<b>2</b>	<b>0</b>	<b>18</b>	<b>1.6</b>	

## Career BIG EAST Statistics

Season	GP-GS	Min	Avg	FG-A	Pct	3FG-A	Pct	FT-A	Pct	O-D-TOT	Avg	PF-FO	Ast	TO	Blk	Stl	Pts	Avg	
2009-10										Did Not Play									
2010-11	5-0	10	2.0	1-3	.333	0-0	.000	0-0	.000	1-0-1	0.2	0-0	0	0	0	0	2	0.4	
<b>TOTAL</b>	<b>5-0</b>	<b>10</b>	<b>2.0</b>	<b>1-3</b>	<b>.333</b>	<b>0-0</b>	<b>.000</b>	<b>0-0</b>	<b>.000</b>	<b>1-0-1</b>	<b>0.2</b>	<b>0-0</b>	<b>0</b>	<b>0</b>	<b>0</b>	<b>0</b>	<b>2</b>	<b>0.4</b>	







# 32 Joey Brooks | Sophomore • 6-6 • 215 Houston, Texas • Strake Jesuit Prep School

### Career Games With:

Double Figure Points.....	1
20-Plus Points.....	N/A
30-Plus Points.....	N/A
10-Plus Rebounds.....	N/A
10-Plus Assists.....	N/A
Double-Double.....	N/A

### QUICK HITS:

- Has played in 22 games on season
- Recorded double-digit minutes of action in eight contests this season
- Played then-career high in minutes in the season opener against Georgia Southern, seeing 19 minutes of action (7 points, 3 rebounds)
- Also set career high in steals against Georgia Southern with 3
- Matched his career high of four rebounds against Chicago State
- Pulled down personal best four rebounds for second time on the season and third time of career, while setting passing off a career-high three assists against UMBC
- Made a season-best 5 free throws against St. John's (Jan. 8) in nine minutes of action
- Posted most minutes in career and in a BIG EAST game (24) against St. John's (Jan. 16)

## Season and Career Bests

<b>Points</b>	7 (vs. Georgia Southern 11/12/10) 12 (vs. Bucknell 12/22/09)	<b>FG's</b>	3 (vs. Georgia Southern 11/12/10) 3 (on two occasions)
<b>Rebounds</b>	4 (on three occasions) 4 (on four occasions)	<b>3PT FG's</b>	1 (vs. Georgia Southern 11/12/10) 1 (on five occasions)
<b>Assists</b>	3 (vs. UMBC 12/22/10) 3 (vs. UMBC 12/22/10)	<b>FT's</b>	5 (vs. St. John's 1/8/11) 6 (vs. Bucknell 12/22/09)
<b>Steals</b>	3 (vs. Georgia Southern 11/12/10) 3 (vs. Georgia Southern 11/12/10)	<b>Minutes</b>	24 (vs. St. John's 1/16/11) 24 (vs. St. John's 1/16/11)
<b>Blocks</b>	-- --		

## Game-By-Game Stats

	Start	FG-A	3P-A	FT-A	Reb	PF	TP	A	TO	BK	S	Min
Georgia Southern	3-7	1-4	0-0	0-0	3	2	7	2	1	0	3	19
Liberty	2-2	0-0	0-0	0-0	3	1	4	1	0	0	0	12
Chicago State	1-6	0-4	3-6	4	0	5	1	2	0	1	1	17
Maine	0-0	0-0	0-0	0	2	0	1	1	0	0	0	9
Georgia	0-0	0-0	0-0	0	0	0	0	1	0	0	0	2
California	0-0	0-0	0-0	0	1	0	0	0	0	0	0	5
Wisconsin												DNP
Indiana State	0-0	0-0	2-4	3	1	2	1	0	0	0	0	11
Kentucky	0-0	0-0	0-0	0	0	0	0	0	0	0	0	4
Gonzaga	0-0	0-0	0-2	0	0	0	0	0	0	0	1	1
Stony Brook	3-5	0-0	0-0	2	2	6	1	2	0	0	0	10
UMBC	0-4	0-1	0-0	4	1	0	3	3	0	0	0	17
Georgetown												DNP
Syracuse	0-0	0-0	0-0	0	0	0	0	0	0	0	0	1
Connecticut	0-0	0-0	0-0	0	0	0	0	0	0	0	0	7
St. John's	0-0	0-0	5-8	1	1	5	0	1	0	0	0	9
Marquette	1-2	0-0	1-2	1	3	3	0	0	0	0	2	17
St. John's	1-1	0-0	2-6	4	3	4	0	2	0	2	2	24
Cincinnati	0-2	0-2	0-1	2	0	0	0	0	0	0	0	5
Marquette	0-0	0-0	0-2	0	0	0	0	0	0	0	0	1
Pittsburgh												DNP
DePaul	0-0	0-0	2-2	0	0	2	0	1	0	0	0	9
Rutgers	0-0	0-0	0-0	0	0	0	0	0	0	0	0	2
Louisville												DNP
USF	0-1	0-0	0-2	0	1	0	0	1	0	0	0	9
West Virginia	0-0	0-0	0-0	1	0	0	0	0	0	0	0	2
Providence	0-0	0-0	0-0	0	0	0	0	0	0	0	0	0+
Seton Hall												
Villanova												
Connecticut												

Opponent	GP-GS	Min.	FG-A	3PT-A	FT-A	Reb.	A	PF	B	S	Pts.
Cincinnati	3-0	8	1-3	1-3	0-1	3/1.0	0	0	0	0	3/1.0
Connecticut	3-0	8	0-0	0-0	0-0	1/0.3	1	2	0	0	0/0.0
DePaul	2-0	11	0-0	0-0	2-2	1/0.5	0	0	0	0	2/1.0
Georgetown	0-0	0	0-0	0-0	0-0	0/0.0	0	0	0	0	0/0.0
Louisville	1-0	2	0-0	0-0	0-0	0/0.0	0	1	0	0	0/0.0
Marquette	2-0	18	1-2	0-0	1-4	1/0.5	0	3	0	2	3/1.5
Pittsburgh	0-0	0	0-0	0-0	0-0	0/0.0	0	0	0	0	0/0.0
Providence	1-0	0	0-0	0-0	0-0	0/0.0	0	0	0	0	0/0.0
Rutgers	2-0	5	0-1	0-0	0-0	0/0.0	0	0	0	1	0/0.0
St. John's	3-0	38	1-1	0-0	9-16	5/1.7	0	4	0	2	11/3.7
Seton Hall	2-0	8	1-1	0-0	1-2	0/0.0	0	2	0	1	3/1.5
USF	1-0	9	0-1	0-0	0-2	0/0.0	0	1	0	0	0/0.0
Syracuse	1-0	1	0-0	0-0	0-0	0/0.0	0	0	0	0	0/0.0
Villanova	1-0	7	1-2	0-0	0-0	0/0.0	1	0	0	1	2/2.0
West Virginia	2-0	11	2-3	1-1	0-0	1/0.5	0	1	0	0	5/2.5

## Career Statistics

Season	GP-GS	Min	Avg	FG-A	Pct	3FG-A	Pct	FT-A	Pct	O-D-TOT	Avg	PF-FO	Ast	TO	Blk	Stl	Pts	Avg
2009-10	22-0	86	3.9	15-31	.484	4-7	.571	11-16	.688	5-4-9	0.4	12-0	4	5	0	9	45	2.0
2010-11	23-0	193	8.4	11-30	.367	1-11	.091	15-35	.429	6-22-28	1.2	19-0	10	15	0	9	38	1.7
<b>TOTAL</b>	<b>45-0</b>	<b>279</b>	<b>6.2</b>	<b>26-61</b>	<b>.426</b>	<b>5-18</b>	<b>.278</b>	<b>26-51</b>	<b>.510</b>	<b>11-26-37</b>	<b>0.8</b>	<b>31-0</b>	<b>14</b>	<b>20</b>	<b>0</b>	<b>18</b>	<b>83</b>	<b>1.8</b>

## Career BIG EAST Statistics

Season	GP-GS	Min	Avg	FG-A	Pct	3FG-A	Pct	FT-A	Pct	O-D-TOT	Avg	PF-FO	Ast	TO	Blk	Stl	Pts	Avg
2009-10	11-0	39	3.5	5-8	.625	2-2	1.000	3-4	.750	0-3-3	0.3	5-0	2	1	0	3	15	1.4
2010-11	12-0	86	7.2	2-6	.333	0-2	.000	10-23	.435	1-8-9	0.8	9-0	0	5	0	4	14	1.2
<b>TOTAL</b>	<b>23-0</b>	<b>125</b>	<b>5.4</b>	<b>7-14</b>	<b>.500</b>	<b>2-4</b>	<b>.500</b>	<b>13-27</b>	<b>.481</b>	<b>1-11-12</b>	<b>0.5</b>	<b>14-0</b>	<b>2</b>	<b>6</b>	<b>0</b>	<b>7</b>	<b>29</b>	<b>1.3</b>





# 33 Mike Broghammer | Sophomore • 6-9 • 248 Orono, Minn. • Hopkins

### Career Games With:

Double Figure Points.....	N/A
20-Plus Points.....	N/A
30-Plus Points.....	N/A
10-Plus Rebounds.....	N/A
10-Plus Assists.....	N/A
Double-Double.....	N/A

### QUICK HITS:

- Matched career high in points and minutes in season opener against Georgia Southern, recording 5 points in 11 minutes of action
- Set career high in rebounds against Chicago State, pulling down four boards in the contest
- Recorded first assist of season in a career-tying 11 minutes of action against UMBC
- Scored first points of BIG EAST season against Marquette (Jan. 10)
- Picked up first career BIG EAST block against St. John's (Jan. 16)

## Season and Career Bests

<b>Points</b>	Season 5 (vs. Georgia Southern 11/12/10) Career 5 (on three occasions)	<b>FG's</b>	Season 2 (on two occasions) Career 2 (on five occasions)
<b>Rebounds</b>	Season 4 (vs. Chicago State 11/17/10) Career 4 (vs. Chicago State 11/17/10)	<b>3PT FG's</b>	Season -- Career 1 (vs. Bucknell 12/22/09)
<b>Assists</b>	Season 1 (vs. UMBC 12/22/10) Career 1 (on three occasions)	<b>FT's</b>	Season 1 (on two occasions) Career 1 (on six occasions)
<b>Steals</b>	Season -- Career 2 (vs. Louisville 2/17/10)	<b>Minutes</b>	Season 11 (on two occasions) Career 11 (on three occasions)
<b>Blocks</b>	Season 1 (on two occasions) Career 1 (on three occasions)		

## Game-By-Game Stats

	Start	FG-A	3P-A	FT-A	Reb	PF	TP	A	TO	BK	S	Min
Georgia Southern		2-6	0-0	1-2	2	4	5	0	0	1	0	11
Liberty		0-1	0-0	0-0	1	0	0	0	0	0	0	1
Chicago State		2-4	0-0	0-2	4	3	4	0	1	0	0	10
Maine		0-0	0-0	0-0	0	0	0	0	1	0	0	4
Georgia												DNP
California												DNP
Wisconsin												DNP
Indiana State												DNP
Kentucky												DNP
Gonzaga		0-0	0-0	0-0	0	0	0	0	0	0	0	1
Stony Brook		2-4	0-0	0-0	0	0	4	0	0	0	0	9
UMBC		1-4	0-0	1-2	3	1	3	1	0	0	0	11
Georgetown												DNP
Syracuse		0-0	0-0	0-0	0	0	0	0	0	0	0	1
Connecticut												DNP
St. John's												DNP
Marquette		1-1	0-0	0-0	0	0	2	0	0	0	0	2
St. John's		0-0	0-0	0-0	0	0	0	0	0	1	0	2
Cincinnati												DNP
Marquette												DNP
Pittsburgh												DNP
DePaul												DNP
Rutgers												DNP
Louisville												DNP
USF												DNP
West Virginia												DNP
Providence												DNP
Seton Hall												
Villanova												
Connecticut												

### Career Stats vs. BIG EAST

Opponent	GP-GS	Min.	FG-A	3PT-A	FT-A	Reb.	A	PF	B	S	Pts.
Cincinnati	0-0	0	0-0	0-0	0-0	0/0.0	0	0	0	0	0/0.0
Connecticut	1-0	1	0-0	0-0	0-0	0/0.0	0	0	0	0	0/0.0
DePaul	0-0	0	0-0	0-0	0-0	0/0.0	0	0	0	0	0/0.0
Georgetown	0-0	0	0-0	0-0	0-0	0/0.0	0	0	0	0	0/0.0
Louisville	1-0	10	1-2	0-0	0-0	1/1.0	0	5	0	2	2/2.0
Marquette	1-0	2	1-1	0-0	0-0	0/0.0	0	0	0	0	2/2.0
Pittsburgh	1-0	3	0-1	0-0	0-0	0/0.0	0	0	0	0	0/0.0
Providence	0-0	0	0-0	0-0	0-0	0/0.0	0	0	0	0	0/0.0
Rutgers	0-0	0	0-0	0-0	0-0	0/0.0	0	0	0	0	0/0.0
St. John's	1-0	2	0-0	0-0	0-0	0/0.0	0	0	1	0	0/0.0
Seton Hall	0-0	0	0-0	0-0	0-0	0/0.0	0	0	0	0	0/0.0
USF	0-0	0	0-0	0-0	0-0	0/0.0	0	0	0	0	0/0.0
Syracuse	1-0	1	0-0	0-0	0-0	0/0.0	0	0	0	0	0/0.0
Villanova	0-0	0	0-0	0-0	0-0	0/0.0	0	0	0	0	0/0.0
West Virginia	0-0	0	0-0	0-0	0-0	0/0.0	0	0	0	0	0/0.0


## Career Statistics

Season	GP-GS	Min	Avg	FG-A	Pct	3FG-A	Pct	FT-A	Pct	O-D-TOT	Avg	PF-FO	Ast	TO	Blk	Stl	Pts	Avg
2009-10	13-0	71	5.5	10-22	.455	1-4	.250	3-7	.429	8-6-14	1.1	13-1	2	4	1	4	24	1.8
2010-11	10-0	52	5.2	8-20	.400	0-0	.000	2-6	.333	6-4-10	1.0	8-0	1	2	2	0	18	1.8
<b>TOTAL</b>	<b>23-0</b>	<b>123</b>	<b>5.3</b>	<b>18-42</b>	<b>.429</b>	<b>1-4</b>	<b>.250</b>	<b>5-13</b>	<b>.385</b>	<b>14-10-24</b>	<b>1.0</b>	<b>21-1</b>	<b>3</b>	<b>6</b>	<b>3</b>	<b>4</b>	<b>42</b>	<b>1.8</b>

## Career BIG EAST Statistics

Season	GP-GS	Min	Avg	FG-A	Pct	3FG-A	Pct	FT-A	Pct	O-D-TOT	Avg	PF-FO	Ast	TO	Blk	Stl	Pts	Avg
2009-10	3-0	14	4.7	1-3	.333	0-0	.000	0-0	.000	1-0-1	0.3	5-1	0	1	0	2	2	0.7
2010-11	3-0	5	1.7	1-1	1.000	0-0	.000	0-0	.000	0-0-0	0.0	0-0	0	0	0	0	2	0.7
<b>TOTAL</b>	<b>6-0</b>	<b>19</b>	<b>3.2</b>	<b>2-4</b>	<b>.500</b>	<b>0-0</b>	<b>.000</b>	<b>0-0</b>	<b>.000</b>	<b>1-0-1</b>	<b>0.2</b>	<b>5-1</b>	<b>0</b>	<b>1</b>	<b>0</b>	<b>2</b>	<b>4</b>	<b>0.7</b>





# 34 Carleton Scott | Senior • 6-8 • 218 San Antonio, Texas • James Madison

### Career Games With:

Double Figure Points.....	20
20-Plus Points.....	2
30-Plus Points.....	N/A
10-Plus Rebounds.....	12
10-Plus Assists.....	N/A
Double-Double.....	10

### QUICK HITS:

- Has started 31 contests for the Irish
- Has reached double figures in points 16 times this season, including a string of 10 consecutive (Chicago State through UMBC)
- Recorded first double-double of the season against Chicago State, posting 17 points (matched then-career high) along with a team-leading 11 rebounds
- Also matched then-career high in three-point field goals with three against the Cougars
- Tied career high in three pointers the following game against Maine, netting three more
- Posted back-to-back double-doubles at the Old Spice Classic against Georgia (11 pts., 11 rebs.) and California (16 pts., 10 rebs.) and finished tourney with 12 points against Wisconsin, earning a spot on All-Tournament Team
- Tied career high with 4 blocks against Indiana State, while also reaching double figures in the sixth-straight contest
- Set career high in points against Gonzaga with 23, aided by a career best 8 free throws
- Was a perfect 8-8 from the field and 4-4 from three-point range (20 points) while recording a then career-high five assists against Stony Brook
- Selected to the BIG EAST Weekly Honor Roll (Dec. 20, Feb. 14)
- Dished out a career-best 6 assists against UMBC
- Missed four straight games (Connecticut-St. John's) with hamstring injury
- Returned to action in reserve role against Cincinnati, scoring six points
- Returned to starting lineup against Marquette (Jan. 22), recording third double-double of season (11 pts., 10 rebs.)
- Connected on career-high five three pointers (5-6) against Pittsburgh, finishing with 16 points and nine rebounds
- Recorded fifth double-double of season with 12 point, 11 rebound performance versus Rutgers
- Scored 9 of 16 points in overtime period against Louisville to help Irish to win
- Posted sixth double-double of season with 13 points and 11 rebounds vs. USF in 78-55 win
- Recorded second consecutive double-double with 11 points, 11 rebounds vs. West Virginia (7th double-double of season)

Opponent	GP-GS	Min.	FG-A	3PT-A	FT-A	Reb.	A	PF	B	S	Pts.
Cincinnati	4-0	50	7-12	3-6	0-1	9/2.3	1	8	3	2	17/4.3
Connecticut	4-1	55	4-12	2-6	2-4	16/4.0	4	3	4	1	12/3.0
DePaul	2-1	40	3-12	0-6	2-2	6/3.0	3	2	2	0	8/4.0
Georgetown	2-2	72	7-14	3-8	4-4	16/8.0	7	5	5	4	21/10.5
Louisville	4-2	71	7-16	2-4	9-11	15/3.8	2	7	6	2	25/6.3
Marquette	2-2	76	8-18	2-7	7-8	23/11.5	2	5	1	2	25/12.5
Pittsburgh	3-2	87	10-18	7-9	1-1	14/4.7	2	10	2	1	28/9.3
Providence	3-1	35	2-10	0-5	2-2	11/3.7	5	4	3	0	6/2.0
Rutgers	2-1	34	4-6	2-2	2-2	11/5.5	0	2	3	1	12/6.0
St. John's	2-0	28	3-6	1-2	0-0	6/3.0	3	4	1	0	7/3.5
Seton Hall	2-1	31	6-11	1-4	0-0	11/5.5	1	5	1	1	13/6.5
USF	3-1	50	6-12	3-6	1-1	17/5.7	4	6	4	1	16/5.3
Syracuse	3-1	45	5-10	1-3	0-0	9/3.0	4	6	0	0	11/3.7
Villanova	2-0	13	0-1	0-1	0-0	2/1.0	1	3	3	1	0/0.0
West Virginia	3-2	74	7-18	5-12	0-0	16/5.3	3	4	3	1	19/6.3

### Career Stats vs. BIG EAST

Points		FG's	
Season	23 (vs. Gonzaga 12/11/10)	Season	6 (on two occasions)
Career	23 (vs. Gonzaga 12/11/10)	Career	7 (vs. Georgetown 2/27/10)
Rebounds		3PT FG's	
Season	11 (on four occasions)	Season	5 (vs. Pittsburgh 1/24/11)
Career	14 (vs. Connecticut 3/3/10)	Career	5 (vs. Pittsburgh 1/24/11)
Assists		FT's	
Season	6 (vs. UMBC 12/22/10)	Season	8 (vs. Gonzaga 12/11/10)
Career	6 (vs. UMBC 12/22/10)	Career	8 (vs. Gonzaga 12/11/10)
Steals		Minutes	
Season	2 (on two occasions)	Season	39 (vs. West Virginia 2/19/11)
Career	2 (on three occasions)	Career	42 (at Marquette 3/6/10)
Blocks			
Season	4 (vs. Indiana State 11/30/10)		
Career	4 (on two occasions)		

## Season and Career Bests

## Game-By-Game Stats

	Start	FG-A	3P-A	FT-A	Reb	PF	TP	A	TO	BK	S	Min
Georgia Southern	*	2-3	0-1	2-2	7	4	6	4	0	0	1	20
Liberty	*	2-6	0-3	0-2	6	3	4	2	3	2	0	25
Chicago State	*	6-8	3-4	2-2	11	4	17	3	2	3	1	23
Maine	*	4-7	3-4	0-0	2	1	11	0	0	2	1	24
Georgia	*	5-12	1-6	0-0	11	5	11	3	4	0	0	38
California	*	5-17	0-9	6-6	10	1	16	2	1	3	2	35
Wisconsin	*	4-8	2-5	2-2	7	3	12	0	2	3	0	38
Indiana State	*	4-7	1-3	2-2	8	4	11	2	1	4	0	35
Kentucky	*	4-11	0-4	2-3	8	3	10	1	0	2	0	31
Gonzaga	*	6-9	3-5	8-9	4	1	23	2	1	1	0	21
Stony Brook	*	8-8	4-4	0-0	4	0	20	5	1	0	0	26
UMBC	*	4-7	2-4	2-2	4	0	12	6	1	3	1	22
Georgetown	*	0-6	0-4	4-4	7	2	4	4	1	2	2	37
Syracuse	*	4-5	1-2	0-0	0	3	9	2	2	0	0	25
Connecticut												DNP-injured
St. John's												DNP-injured
Marquette												DNP-injured
St. John's												DNP-injured
Cincinnati		2-2	2-2	0-0	2	2	6	1	1	1	1	15
Marquette	*	3-8	1-4	4-4	10	3	11	1	1	1	2	34
Pittsburgh	*	5-11	5-6	1-1	9	2	16	0	0	1	0	34
DePaul	*	3-10	0-5	2-2	5	2	8	3	2	2	0	32
Rutgers	*	4-6	2-2	2-2	11	2	12	0	0	3	1	34
Louisville	*	5-11	1-2	5-7	8	2	16	1	0	2	1	34
USF	*	5-11	2-5	1-1	11	4	13	3	3	2	1	33
West Virginia	*	4-11	3-7	0-0	11	2	11	1	3	2	1	39
Providence	*	2-10	0-5	2-2	10	2	6	5	2	3	0	32
Seton Hall												
Villanova												
Connecticut												

## Career Statistics

Season	GP-GS	Min	Avg	FG-A	Pct	3FG-A	Pct	FT-A	Pct	O-D-TOT	Avg	PF-FO	Ast	TO	Blk	Stl	Pts	Avg	
2007-08										Did Not Play									
2008-09	20-0	90	4.5	20-31	.645	3-7	.429	7-9	.778	6-17-23	1.2	10-0	7	2	3	5	50	2.5	
2009-10	34-9	641	18.9	68-138	.493	19-54	.352	16-21	.762	45-112-157	4.6	63-3	37	29	37	16	171	5.0	
2010-11	23-22	687	29.9	91-194	.469	36-96	.375	47-53	.887	34-132-166	7.2	55-1	51	31	42	15	265	11.5	
<b>TOTAL</b>	<b>77-31</b>	<b>1418</b>	<b>18.4</b>	<b>179-363</b>	<b>.493</b>	<b>58-157</b>	<b>.369</b>	<b>70-83</b>	<b>.843</b>	<b>85-261-346</b>	<b>4.5</b>	<b>128-4</b>	<b>95</b>	<b>62</b>	<b>82</b>	<b>36</b>	<b>486</b>	<b>6.3</b>	

## Career BIG EAST Statistics

Season	GP-GS	Min	Avg	FG-A	Pct	3FG-A	Pct	FT-A	Pct	O-D-TOT	Avg	PF-FO	Ast	TO	Blk	Stl	Pts	Avg	
2007-08										Did Not Play									
2008-09	11-0	16	1.5	4-6	.667	1-2	.500	0-0	.000	0-5-5	0.5	3-0	0	0	1	0	9	0.8	
2009-10	17-5	317	18.6	29-65	.446	13-30	.433	9-13	.692	20-60-80	4.7	32-1	18	11	19	7	80	4.7	
2010-11	11-10	349	31.7	37-91	.407	17-44	.386	21-23	.913	19-65-84	7.6	26-0	21	15	19	9	112	10.2	
<b>TOTAL</b>	<b>39-15</b>	<b>682</b>	<b>17.5</b>	<b>70-162</b>	<b>.432</b>	<b>31-76</b>	<b>.408</b>	<b>30-36</b>	<b>.833</b>	<b>39-130-169</b>	<b>4.3</b>	<b>61-1</b>	<b>39</b>	<b>26</b>	<b>39</b>	<b>16</b>	<b>201</b>	<b>5.2</b>	







# 45 Jack Cooley | Sophomore • 6-9 • 244 Glenview, Ill. • Glenbrook South

### Career Games With:

Double Figure Points.....	4
20-Plus Points.....	N/A
30-Plus Points.....	N/A
10-Plus Rebounds.....	N/A
10-Plus Assists.....	N/A
Double-Double.....	N/A

### QUICK HITS:

- Played in all 27 games on the season
- Played 10+ minutes in 15 games on the season
- Recorded double figure points for the first time in Irish career against Georgia Southern, netting 11 points
- Set then career high in points (13) and field goals (6) against Maine, along with matching his career high in blocks with two
- Recorded season-best 18 minutes against Georgia in opening round of Old Spice Classic
- Matched career high with 2 steals against Gonzaga in 9 minutes of play
- Reached double digits for third time on season, scoring 10 points on 5-5 shooting in overtime win over Louisville
- Enjoyed career day in 78-55 win over USF, setting personal bests in points (18) and FG's (9), while tying high mark in rebounds (8) in 16 minutes of play
- For the third time in career dished off two assists, this time in 94-93 win over Providence

Opponent	GP-GS	Min.	FG-A	3PT-A	FT-A	Reb.	A	PF	B	S	Pts.
Cincinnati	2-0	10	0-0	0-0	0-0	0/0.0	0	1	1	0	0/0.0
Connecticut	3-0	27	2-4	0-0	1-2	9/3.0	0	4	0	1	5/1.7
DePaul	1-0	7	1-2	0-0	1-2	1/1.0	1	3	0	0	3/3.0
Georgetown	2-0	17	3-3	0-0	0-0	4/2.0	0	0	0	0	6/3.0
Louisville	2-0	32	6-6	0-0	0-1	8/4.0	0	7	1	2	12/6.0
Marquette	2-0	11	0-2	0-0	0-0	3/1.5	0	2	0	0	0/0.0
Pittsburgh	2-0	23	1-2	0-0	0-1	5/2.5	0	5	2	0	2/1.0
Providence	1-0	8	1-2	0-0	0-0	2/2.0	2	0	0	0	2/2.0
Rutgers	1-0	4	1-2	0-0	0-0	1/1.0	0	0	1	0	2/2.0
St. John's	3-0	29	2-5	0-0	3-6	8/2.7	0	4	2	1	7/2.3
Seton Hall	0-0	2	0-0	0-0	0-0	0/0.0	0	0	0	0	0/0.0
USF	2-0	16	9-10	0-0	0-1	8/4.0	0	2	1	1	18/9.0
Syracuse	1-0	12	2-3	0-0	0-0	2/2.0	0	2	1	0	4/4.0
Villanova	1-0	3	0-0	0-0	0-0	0/0.0	0	0	0	0	0/0.0
West Virginia	1-0	9	0-2	0-0	0-0	3/3.0	1	1	0	0	0/0.0

### Career Stats vs. BIG EAST

Points		FG's	
Season	18 (vs. USF 2/12/11)	Season	9 (vs. USF 2/12/11)
Career	18 (vs. USF 2/12/11)	Career	9 (vs. USF 2/12/11)
Rebounds		3PT FG's	
Season	8 (vs. USF 2/12/11)	Season	--
Career	8 (on two occasions)	Career	--
Assists		FT's	
Season	2 (on three occasions)	Season	3 (on two occasions)
Career	2 (on three occasions)	Career	3 (on two occasions)
Steals		Minutes	
Season	2 (vs. Gonzaga 12/11/10)	Season	18 (on three occasions)
Career	2 (on two occasions)	Career	19 (vs. Louisville 2/17/10)
Blocks			
Season	2 (vs. Maine 11/22/10)		
Career	2 (vs. Bucknell 12/22/09)		

## Season and Career Bests

## Game-By-Game Stats

	Start	FG-A	3P-A	FT-A	Reb	PF	TP	A	TO	BK	S	Min
Georgia Southern	4-5	0-0	3-3	3-3	6	2	11	1	0	1	0	16
Liberty	0-0	0-0	0-0	0-0	4	2	0	0	2	0	0	12
Chicago State	3-4	0-0	0-2	5	1	6	0	0	1	0	13	
Maine	6-7	0-0	1-1	5	2	13	0	2	2	0	14	
Georgia	2-5	0-0	3-4	4	0	7	2	0	0	0	18	
California	0-3	0-0	1-2	2	2	1	1	0	1	0	8	
Wisconsin	0-0	0-0	0-0	2	0	0	0	0	0	0	7	
Indiana State	0-0	0-0	0-0	0	1	0	0	0	0	0	1	
Kentucky	2-3	0-0	0-2	5	3	4	2	1	0	0	13	
Gonzaga	1-2	0-0	0-0	1	3	2	0	0	1	2	9	
Stony Brook	3-4	0-0	1-1	3	1	7	0	0	1	0	10	
UMBC	3-3	0-0	2-2	4	3	8	0	0	0	0	13	
Georgetown	1-1	0-0	0-0	1	0	2	0	0	0	0	5	
Syracuse	2-3	0-0	0-0	2	2	4	0	0	1	0	12	
Connecticut	1-2	0-0	0-0	6	2	2	0	0	0	1	18	
St. John's	2-3	0-0	1-2	6	2	5	0	1	1	1	18	
Marquette	0-2	0-0	0-0	3	0	0	0	0	0	0	9	
St. John's	0-2	0-0	2-4	2	2	2	0	0	1	0	10	
Cincinnati	0-0	0-0	0-0	0	1	0	0	1	1	0	9	
Marquette	0-0	0-0	0-0	0	2	0	0	1	0	0	2	
Pittsburgh	1-1	0-0	0-0	1	2	2	0	0	1	0	10	
DePaul	1-2	0-0	1-2	1	3	3	1	0	0	0	7	
Rutgers	1-2	0-0	0-0	1	0	2	0	0	1	0	4	
Louisville	5-5	0-0	0-0	3	2	10	0	0	0	0	13	
USF	9-10	0-0	0-1	8	1	18	0	0	1	1	16	
West Virginia	0-2	0-0	0-0	3	1	0	1	0	0	0	9	
Providence	1-2	0-0	0-0	2	0	2	2	0	0	0	8	
Seton Hall												
Villanova												
Connecticut												

## Career Statistics

Season	GP-GS	Min	Avg	FG-A	Pct	3FG-A	Pct	FT-A	Pct	O-D-TOT	Avg	PF-FO	Ast	TO	Blk	Stl	Pts	Avg
2009-10	21-0	111	5.3	8-20	.400	0-0	.000	4-12	.333	22-15-37	1.8	19-1	1	4	5	3	20	1.0
2010-11	27-0	284	10.5	48-73	.658	0-0	.000	15-26	.577	39-41-80	3.0	40-0	10	8	14	6	111	4.1
<b>TOTAL</b>	<b>48-0</b>	<b>395</b>	<b>8.2</b>	<b>56-93</b>	<b>.602</b>	<b>0-0</b>	<b>.000</b>	<b>19-38</b>	<b>.500</b>	<b>61-56-117</b>	<b>2.4</b>	<b>59-1</b>	<b>11</b>	<b>12</b>	<b>19</b>	<b>9</b>	<b>131</b>	<b>2.7</b>

## Career BIG EAST Statistics

Season	GP-GS	Min	Avg	FG-A	Pct	3FG-A	Pct	FT-A	Pct	O-D-TOT	Avg	PF-FO	Ast	TO	Blk	Stl	Pts	Avg
2009-10	9-0	59	6.6	4-6	.667	0-0	.000	1-4	.250	7-8-15	1.7	14-1	0	1	2	2	9	1.0
2010-11	15-0	150	10.0	24-37	.649	0-0	.000	4-9	.444	18-21-39	2.6	20-0	4	3	7	3	52	3.5
<b>TOTAL</b>	<b>24-0</b>	<b>209</b>	<b>8.7</b>	<b>28-43</b>	<b>.651</b>	<b>0-0</b>	<b>.000</b>	<b>5-13</b>	<b>.385</b>	<b>25-29-54</b>	<b>2.3</b>	<b>34-1</b>	<b>4</b>	<b>4</b>	<b>9</b>	<b>5</b>	<b>61</b>	<b>2.5</b>



<b>GAME #1</b>		<b>NOTRE DAME</b>	<b>98</b>
		<b>GEORGIA SOUTHERN</b>	<b>61</b>

November 12, 2010 • Notre Dame, Ind.

Purcell Pavilion at the Joyce Center												
Georgia Southern	FG-A	3FG-A	FTA	REB	PF	TP	A	TO	BK	ST	MIN	
Marvin Baynham	1-2	0-0	0-0	1-3	5	2	0	1	0	0	18	
Cameron Baskerville	0-2	0-1	0-0	0-0	3	0	1	2	1	1	13	
Ben Drayton III	3-10	2-6	2-2	0-3	0	10	4	5	0	1	35	
Eric Ferguson	6-11	0-1	14-16	2-3	4	26	1	5	0	1	37	
Jelani Hewitt	1-6	1-4	0-1	1-1	4	3	2	2	0	1	23	
Rory Spencer	5-10	0-0	8-13	2-5	3	18	2	1	2	1	34	
Tre Bussey	0-6	0-2	0-0	2-3	2	0	1	1	0	0	28	
Zuri James	0-1	0-1	2-2	0-0	0	2	0	0	0	0	3	
Sam Mike	0-0	0-0	0-0	0-0	3	0	0	0	0	0	9	
Team				0-1								
<b>Totals</b>	<b>16-48</b>	<b>3-15</b>	<b>26-34</b>	<b>8-19-27</b>	<b>24</b>	<b>61</b>	<b>11</b>	<b>17</b>	<b>3</b>	<b>4</b>	<b>200</b>	
<b>Total FG%</b>	<b>1st Half: 5-23, 21.7%</b>			<b>2nd Half: 11-25, 44.0%</b>			<b>Game: 33.3%</b>					
<b>3-PT FG%</b>	<b>1st Half: 1-10, 10.0%</b>			<b>2nd Half: 2-5, 40.0%</b>			<b>Game: 20.0%</b>					
<b>FT %</b>	<b>1st Half: 12-15, 80.0%</b>			<b>2nd Half: 14-19, 73.7%</b>			<b>Game: 76.5%</b>					
<b>Deadball Rebounds: 3</b>												

Notre Dame	FG-A	3FG-A	FTA	REB	PF	TP	A	TO	BK	ST	MIN	
Tyrone Nash	2-3	0-0	3-4	0-2	2	7	1	1	0	1	22	
Tim Abramaitis	2-13	1-7	5-6	1-5	1	10	3	1	0	1	22	
Carleton Scott	2-3	0-1	2-2	1-6	4	6	4	0	0	1	20	
Scott Martin	2-7	0-3	3-3	1-5	4	7	2	2	0	0	22	
Ben Hansbrough	7-10	4-7	2-2	0-3	3	20	4	2	0	2	24	
Eric Atkins	4-4	1-1	0-0	0-3	1	9	3	2	0	0	22	
Tom Kopko	0-2	0-1	0-0	1-0	0	0	0	0	0	0	3	
Alex Dragicevich	2-5	1-2	4-4	1-2	1	9	0	0	0	0	10	
Tom Knight	3-3	0-0	1-1	3-1	1	7	1	1	0	0	9	
Joey Brooks	3-7	1-4	0-0	2-1	2	7	2	1	0	3	19	
Mike Broghammer	2-6	0-0	1-2	2-0	4	5	0	1	0	1	11	
Jack Cooley	4-5	0-0	3-3	4-2	2	11	1	0	1	1	16	
Team				1-1								
<b>Totals</b>	<b>33-68</b>	<b>8-26</b>	<b>24-27</b>	<b>17-29-46</b>	<b>25</b>	<b>98</b>	<b>21</b>	<b>10</b>	<b>2</b>	<b>8</b>	<b>200</b>	
<b>Total FG%</b>	<b>1st Half: 20-33, 60.6%</b>			<b>2nd Half: 13-35, 37.1%</b>			<b>Game: 48.5%</b>					
<b>3-PT FG%</b>	<b>1st Half: 5-13, 38.5%</b>			<b>2nd Half: 3-13, 23.1%</b>			<b>Game: 30.8%</b>					
<b>FT %</b>	<b>1st Half: 17-19, 89.5%</b>			<b>2nd Half: 7-8, 87.5%</b>			<b>Game: 88.9%</b>					
<b>Deadball Rebounds: 2</b>												
<b>SCORE BY PERIODS</b>												
Georgia Southern	23	38	61									
Notre Dame	62	36	98									

**OFFICIALS:** William McCarthy, Mike Roberts, Chris Beaver  
**TECHNICALS:** Georgia Southern - None. Notre Dame - None.  
**ATTENDANCE:** 8,165  
**Notes:** Notre Dame improved to 88-18 all-time in season openers and 37-6 in openers at Purcell Pavilion ... The Irish are 11-0 all-time in season opener under Mike Brey ... Notre Dame improved to 20-1 all-time against team from the Southern Conference ... Notre Dame's 98 points were the highest point-total in a season-opening game since a 99-53 victory over New Hampshire to open the 2001-02 campaign ... The 37-point win was the largest point in a season opener since a 43-point win (92-49) against IPFW to start the 2006-07 season ... The 62 first-half points matched the most in a first half under Mike Brey ... Notre Dame held Georgia Southern to just five field goals in the first half which matched the fewest by an Irish team under Brey ... Ben Hansbrough scored his 1,000 career point and topped the 20-plus point mark for the eighth time in his career ... Jack Cooley's 11 points were a career high and the first time that he had scored in double figures.


<b>GAME #3</b>		<b>NOTRE DAME</b>	<b>102</b>
		<b>CHICAGO STATE</b>	<b>62</b>

November 17, 2010 • Notre Dame, Ind.

Purcell Pavilion at the Joyce Center												
Chicago State	FG-A	3FG-A	FTA	REB	PF	TP	A	TO	BK	ST	MIN	
Carl Montgomery	6-16	1-2	1-2	3-4	2	14	0	2	0	1	29	
Hajji Martin	4-6	0-0	6-10	3-5	3	14	0	1	0	1	22	
Christian Wall	4-12	2-5	4-4	0-4	4	14	5	2	1	2	35	
Victor Scott	3-7	2-6	1-2	0-0	3	9	4	0	0	0	31	
Antonio Lofton	0-3	0-2	1-2	0-1	3	1	4	3	0	0	18	
Steve Martin Jr.	0-0	0-0	0-0	0-0	0	0	1	1	0	0	9	
Ardarius Simmons	1-4	0-1	0-0	0-1	2	2	2	2	0	0	18	
Jonathan Montgomery	3-9	2-4	0-0	0-1	4	8	1	0	0	1	24	
Quincy Ukaigwe	0-3	0-0	0-0	0-3	3	0	0	0	0	0	11	
Pawal Kielbasa	0-1	0-0	0-0	0-1	1	0	0	0	0	0	3	
Team				1-1								
<b>Totals</b>	<b>21-61</b>	<b>7-20</b>	<b>13-20</b>	<b>7-21-28</b>	<b>25</b>	<b>62</b>	<b>17</b>	<b>11</b>	<b>1</b>	<b>5</b>	<b>200</b>	
<b>Total FG%</b>	<b>1st Half: 10-31, 32.3%</b>			<b>2nd Half: 11-30, 36.7%</b>			<b>Game: 34.4%</b>					
<b>3-PT FG%</b>	<b>1st Half: 6-14, 42.9%</b>			<b>2nd Half: 1-6, 16.7%</b>			<b>Game: 35.0%</b>					
<b>FT %</b>	<b>1st Half: 5-8, 62.5%</b>			<b>2nd Half: 8-12, 66.7%</b>			<b>Game: 65.0%</b>					
<b>Deadball Rebounds: 1</b>												

Notre Dame	FG-A	3FG-A	FTA	REB	PF	TP	A	TO	BK	ST	MIN	
Tyrone Nash	4-6	0-0	3-4	6-4	2	11	7	1	0	0	26	
Tim Abramaitis	6-15	1-8	8-9	3-7	0	21	7	0	1	1	30	
Carleton Scott	6-8	3-4	2-2	2-9	4	17	3	2	3	1	23	
Eric Atkins	4-7	2-4	2-2	1-2	3	12	5	1	0	0	32	
Ben Hansbrough	7-13	6-10	2-5	1-4	2	22	6	2	0	0	30	
Tom Kopko	0-2	0-1	0-0	1-0	0	0	0	0	0	0	7	
Alex Dragicevich	1-2	0-0	2-2	0-1	0	4	0	0	0	0	7	
Tom Knight	0-2	0-0	0-0	0-2	0	0	0	0	1	0	7	
Joey Brooks	1-6	0-4	3-6	1-3	0	5	1	2	0	1	17	
Mike Broghammer	2-4	0-0	0-2	2-2	3	4	0	1	0	0	10	
Jack Cooley	3-4	0-0	0-2	3-5	1	6	0	0	1	0	13	
Team				0-3								
<b>Totals</b>	<b>34-69</b>	<b>12-31</b>	<b>22-34</b>	<b>20-39-59</b>	<b>15</b>	<b>102</b>	<b>29</b>	<b>9</b>	<b>6</b>	<b>3</b>	<b>200</b>	
<b>Total FG%</b>	<b>1st Half: 18-33, 54.5%</b>			<b>2nd Half: 16-36, 44.4%</b>			<b>Game: 49.3%</b>					
<b>3-PT FG%</b>	<b>1st Half: 4-15, 26.7%</b>			<b>2nd Half: 8-16, 50.0%</b>			<b>Game: 38.7%</b>					
<b>FT %</b>	<b>1st Half: 12-20, 60.0%</b>			<b>2nd Half: 10-14, 71.4%</b>			<b>Game: 64.7%</b>					
<b>Deadball Rebounds: 6</b>												
<b>SCORE BY PERIODS</b>												
Chicago State	31	31	62									
Notre Dame	52	50	102									


**OFFICIALS:** Paul Janssen, Gene Steratore, Lamar Simpson  
**TECHNICALS:** Chicago State - None. Notre Dame - None.  
**ATTENDANCE:** 6,252  
**Notes:** Eric Atkins started in place of Scott Martin who missed the game due to back spasms ... It marked the first time an Irish freshman had started a game since the 2006-07 season ... Ben Hansbrough topped the 20-point mark for the second time this season and ninth time in his career ... He also has reached double figures in 52 career outings (26 times at Notre Dame) ... His six three-pointers were a career high ... Tim Abramaitis and Tyrone Nash each notched their second career double ... Carleton Scott posted his fourth career double ... Notre Dame had three players with double doubles for the first time since Jan. 23, 2010 vs. DePaul ... Abramaitis registered his ninth career 20-plus point outing ... Notre Dame recorded its first 40-plus point victory since a 108-62 victory over Northern Illinois on Dec. 8, 2007 ... Notre Dame reached the 100-plus point mark for the 13th time during the Mike Brey era ... The Irish improved to 33-0 all-time in home games at Purcell Pavilion at the Joyce Center during the month of November under Brey.

<b>GAME #2</b>		<b>NOTRE DAME</b>	<b>72</b>
		<b>LIBERTY</b>	<b>51</b>

November 14, 2010 • Notre Dame, Ind.

Purcell Pavilion at the Joyce Center												
Liberty	FG-A	3FG-A	FTA	REB	PF	TP	A	TO	BK	ST	MIN	
Sommy Ogukwe	1-2	0-0	0-2	0-3	4	2	0	0	0	0	12	
Evam Gordon	3-16	1-9	2-3	1-2	4	9	4	3	0	0	32	
Dan Minaya	5-10	0-1	2-2	2-2	0	12	0	1	0	0	23	
John Brown	5-11	0-0	0-0	5-7	4	10	2	3	0	3	33	
Jesse Sanders	2-5	0-2	0-0	1-4	2	4	5	3	0	0	29	
Chene Phillips	2-3	1-1	0-0	1-0	1	5	1	1	0	0	12	
James Spencer	0-0	0-0	0-0	0-0	0	0	1	0	0	0	2	
Jeremy Anderson	0-0	0-0	0-0	0-0	1	0	0	1	0	0	8	
Joel Vander Pol	0-1	0-0	0-0	0-0	4	0	0	0	0	0	6	
Antwan Burrus	0-3	0-0	0-0	0-1	5	0	1	2	1	0	19	
John Caleb Sanders	3-5	3-4	0-0	1-0	1	9	0	1	0	0	10	
Carle McCasters	0-3	0-0	0-0	1-2	0	0	0	0	1	0	14	
Team				2-1								
<b>Totals</b>	<b>21-59</b>	<b>5-17</b>	<b>4-7</b>	<b>14-22-36</b>	<b>26</b>	<b>51</b>	<b>14</b>	<b>15</b>	<b>2</b>	<b>3</b>	<b>200</b>	
<b>Total FG%</b>	<b>1st Half: 10-26, 38.5%</b>			<b>2nd Half: 11-33, 33.3%</b>			<b>Game: 35.6%</b>					
<b>3-PT FG%</b>	<b>1st Half: 2-8, 25.0%</b>			<b>2nd Half: 3-9, 33.3%</b>			<b>Game: 29.4%</b>					
<b>FT %</b>	<b>1st Half: 0-0, 00.0%</b>			<b>2nd Half: 4-7, 57.1%</b>			<b>Game: 57.1%</b>					
<b>Deadball Rebounds: 1</b>												

Notre Dame	FG-A	3FG-A	FTA	REB	PF	TP	A	TO	BK	ST	MIN	
Tyrone Nash	2-4	0-0	12-15	4-5	0	16	1	1	0	0	28	
Tim Abramaitis	4-12	2-9	3-4	1-6	2	13	0	2	1	2	34	
Carleton Scott	2-6	0-3	0-2	2-4	3	4	2	3	2	0	25	
Scott Martin	2-9	1-5	1-4	2-1	0	6	3	2	1	1	29	
Ben Hansbrough	7-13	5-8	0-0	0-2	3	19	4	1	0	1	34	
Eric Atkins	4-7	2-3	0-0	0-1	0	10	4	1	0	0	22	
Tom Kopko	0-0	0-0	0-0	0-0	0	0	0	0	0	0	1	
Alex Dragicevich	0-0	0-0	0-0	0-0	0	0	0	0	0	0	1	
Tom Knight	0-1	0-0	0-0	1-0	0	1	0	0	0	0	1	
Joey Brooks	2-2	0-0	0-0	1-2	1	4						

<b>GAME #5</b>		<b>NOTRE DAME</b>	<b>89</b>
		<b>GEORGIA</b>	<b>83</b>

November 25, 2010 • Orlando, Fla. (Old Spice Classic)  
HP Fieldhouse at the ESPN Wide World of Sports Complex

Georgia	FG-A	3FG-A	FTA	REB	PF	TP	A	TO	BK	ST	MIN
Chris Barnes	1-1	0-0	0-0	1-4-5	3	2	0	0	0	1	19
Jeremy Price	0-0	0-0	3-4	1-3-4	5	3	1	0	1	1	20
Travis Leslie	9-16	1-3	4-6	5-4-9	4	23	3	2	0	5	47
Dustin Ware	3-13	3-13	0-0	0-1-1	2	9	5	1	0	1	45
Gerald Robinson	7-18	2-8	0-3	2-0-2	4	16	5	3	0	0	44
Marcus Thornton	1-1	0-0	0-0	0-0-0	0	2	0	1	0	0	4
Matt Bucklin	0-0	0-0	0-0	0-0-0	0	0	0	0	0	0	0+
Donte Williams	0-0	0-0	0-0	0-0-0	0	0	0	0	0	0	3
Connor Nolte	3-4	0-1	1-1	0-2-2	5	7	2	0	0	1	24
Sherrard Brantley	3-7	2-5	0-0	0-1-1	1	8	0	1	0	0	11
Trey Thompkins	5-13	1-4	2-6	2-8-10	3	13	3	4	3	1	33
Team				5-0-5							
<b>Totals</b>	<b>32-73</b>	<b>9-34</b>	<b>10-20</b>	<b>16-23-39</b>	<b>27</b>	<b>83</b>	<b>19</b>	<b>12</b>	<b>4</b>	<b>9</b>	<b>250</b>
<b>Total FG%</b>	<b>1st Half: 15-29, 51.7%</b>		<b>2nd Half: 10-27, 37.0%</b>		<b>OT: 7-17, 41.2%</b>						<b>Game: 43.8%</b>
<b>3-PT FG%</b>	<b>1st Half: 4-14, 28.6%</b>		<b>2nd Half: 3-13, 23.1%</b>		<b>OT: 2-7, 28.6%</b>						<b>Game: 26.5%</b>
<b>FT %</b>	<b>1st Half: 3-3, 100.0%</b>		<b>2nd Half: 2-12, 16.7%</b>		<b>OT: 5-5, 100.0%</b>						<b>Game: 50.0%</b>
<b>Deadball Rebounds:</b>	<b>4</b>										

Notre Dame	FG-A	3FG-A	FTA	REB	PF	TP	A	TO	BK	ST	MIN
Tyrone Nash	5-11	0-0	8-12	2-4-6	1	18	2	1	1	1	37
Tim Abromaitis	6-11	4-5	9-12	0-6-6	4	25	0	2	0	1	46
Carleton Scott	5-12	1-6	0-0	2-9-11	5	11	3	4	0	0	38
Scott Martin	2-3	0-1	2-4	0-2-2	1	6	0	2	0	0	26
Ben Hansbrough	3-9	1-3	6-9	3-2-5	4	13	2	5	0	0	45
Eric Atkins	3-6	1-2	2-2	1-3-4	1	9	1	1	0	0	38
Joey Brooks	0-0	0-0	0-0	0-0-0	0	0	0	1	0	0	2
Jack Cooley	2-5	0-0	3-4	3-1-4	0	7	2	0	0	0	18
Team				2-2-4							
<b>Totals</b>	<b>26-57</b>	<b>7-17</b>	<b>30-43</b>	<b>13-29-42</b>	<b>16</b>	<b>89</b>	<b>10</b>	<b>16</b>	<b>1</b>	<b>2</b>	<b>250</b>
<b>Total FG%</b>	<b>1st Half: 9-24, 37.5%</b>		<b>2nd Half: 11-19, 57.9%</b>		<b>OT: 6-14, 42.9%</b>						<b>Game: 45.6%</b>
<b>3-PT FG%</b>	<b>1st Half: 3-10, 30.0%</b>		<b>2nd Half: 2-3, 66.7%</b>		<b>OT: 2-4, 50.0%</b>						<b>Game: 41.2%</b>
<b>FT %</b>	<b>1st Half: 4-8, 50.0%</b>		<b>2nd Half: 13-21, 61.9%</b>		<b>OT: 13-14, 92.9%</b>						<b>Game: 69.8%</b>
<b>Deadball Rebounds:</b>	<b>8;2</b>										

SCORE BY PERIODS	1	2	OT	OT2	F
Georgia	37	25	7	14	83
Notre Dame	25	37	7	20	89

**OFFICIALS:** John Higgins, Marc Ellard, Rick Hartzell  
**TECHNICALS:** Georgia - None. Notre Dame - None.  
**ATTENDANCE:** 2,973

**Notes:** This was just the second meeting ever between the Irish and Bulldogs ... Mike Brey improved to 9-7 all-time versus teams from the SEC ... The Irish improved to 16-6 in in-season tournaments under Brey ... Notre Dame trailed at halftime for the first time this season and trailed by as many as 13 points in the second half ... The Irish used a 11-0 run to take the lead with 8:38 remaining ... The Irish improved to 6-7 all-time in overtime contests under Brey and this was the sixth double-overtime contest ... Notre Dame's last double-overtime victory was a 93-92 win over Georgetown at home on Dec. 1, 2003 ... Tim Abromaitis' 25 points marked the first time in his career that he scored 20-plus points in three consecutive games ... Tyrone Nash's 18 points marked a career high ... Carleton Scott registered his second double-double in the last three games.

<b>GAME #7</b>		<b>NOTRE DAME</b>	<b>58</b>
		<b>WISCONSIN</b>	<b>51</b>

November 28, 2010 • Orlando, Fla. (Old Spice Classic)  
HP Fieldhouse at the ESPN Wide World of Sports Complex

Wisconsin	FG-A	3FG-A	FTA	REB	PF	TP	A	TO	BK	ST	MIN
Jon Leuer	6-16	3-7	4-4	1-4-5	1	19	1	2	0	1	38
Mike Bruesewitz	0-2	0-0	0-0	2-0-2	4	0	0	0	0	0	16
Keaton Nankivil	4-7	1-3	0-0	2-2-4	3	9	2	0	5	2	34
Jordan Taylor	6-19	2-7	0-0	0-4-4	5	14	5	1	0	0	38
Josh Gasser	0-3	0-1	0-0	0-3-3	5	0	2	0	0	0	22
Ben Brust	0-0	0-0	0-0	0-0-0	1	0	0	0	0	0	0+
Ryan Evans	1-3	0-0	0-0	1-4-5	1	2	1	0	0	0	16
Tim Jarmusz	1-4	1-4	0-0	0-1-1	1	3	1	0	0	2	21
Rob Wilson	0-1	0-1	0-0	0-3-3	0	0	2	0	0	0	9
Jared Berggren	2-2	0-0	0-0	0-1-1	1	4	0	1	0	0	6
Team				0-0-0							
<b>Totals</b>	<b>20-57</b>	<b>7-23</b>	<b>4-4</b>	<b>6-22-28</b>	<b>22</b>	<b>51</b>	<b>14</b>	<b>4</b>	<b>5</b>	<b>5</b>	<b>200</b>
<b>Total FG%</b>	<b>1st Half: 9-31, 29.0%</b>		<b>2nd Half: 11-26, 42.3%</b>								<b>Game: 35.1%</b>
<b>3-PT FG%</b>	<b>1st Half: 1-10, 10.0%</b>		<b>2nd Half: 6-13, 46.2%</b>								<b>Game: 30.4%</b>
<b>FT %</b>	<b>1st Half: 0-0, 00.0%</b>		<b>2nd Half: 4-4, 100.0%</b>								<b>Game: 100.0%</b>
<b>Deadball Rebounds:</b>	<b>1;1</b>										

Notre Dame	FG-A	3FG-A	FTA	REB	PF	TP	A	TO	BK	ST	MIN
Tyrone Nash	2-9	0-0	4-7	4-2-6	1	8	3	2	0	0	26
Tim Abromaitis	3-11	0-2	4-4	1-8-9	2	10	0	2	0	0	36
Carleton Scott	4-8	2-5	2-2	2-5-7	3	12	0	2	3	0	38
Scott Martin	1-4	0-0	4-5	2-5-7	0	6	1	0	0	0	27
Ben Hansbrough	4-10	1-4	1-1	2-4-6	2	10	1	1	0	1	38
Eric Atkins	3-6	1-3	5-6	0-3-3	0	12	2	2	0	0	28
Jack Cooley	0-0	0-0	0-0	1-1-2	0	0	0	0	0	0	7
Team				1-2-3							
<b>Totals</b>	<b>17-48</b>	<b>4-14</b>	<b>20-25</b>	<b>13-30-43</b>	<b>8</b>	<b>58</b>	<b>7</b>	<b>9</b>	<b>3</b>	<b>1</b>	<b>200</b>
<b>Total FG%</b>	<b>1st Half: 7-22, 31.8%</b>		<b>2nd Half: 10-26, 38.5%</b>								<b>Game: 35.4%</b>
<b>3-PT FG%</b>	<b>1st Half: 3-7, 42.9%</b>		<b>2nd Half: 1-7, 14.3%</b>								<b>Game: 28.6%</b>
<b>FT %</b>	<b>1st Half: 5-7, 71.4%</b>		<b>2nd Half: 15-18, 83.3%</b>								<b>Game: 80.0%</b>
<b>Deadball Rebounds:</b>	<b>0</b>										

SCORE BY PERIODS	1	2	F
Wisconsin	19	32	52
Notre Dame	22	36	58

**OFFICIALS:** John Higgins, Rick Crawford, Mike Stephens  
**TECHNICALS:** Wisconsin - None. Notre Dame - None.  
**ATTENDANCE:** 3,428

**Notes:** Notre Dame's win against Wisconsin to claim the 2010 Old Spice Classic title was the first in-season tournament championship for the Irish since winning the BB&T Classic in 2002 ... The win helped Notre Dame match its best start (7-0) under Mike Brey ... The Irish and Badgers met for the 28th time and the first time since Dec. 11, 1968 ... Notre Dame now leads the all-time series 18-10 ... The Irish improved to 18-6 under Mike Brey in in-season tournaments ... Eric Atkins matched his career-high with 12 points ... Notre Dame trailed by 11 (43-32) with 10:40 to play and then closed out the game with a 26-8 run ... The Irish held the Badgers to just one field goal in the final 4:18 of the contest ... Scott and Tim Abromaitis were named to the All-Tournament Team and Abromaitis was also named the tournament's Most Valuable Player.

<b>GAME #6</b>		<b>NOTRE DAME</b>	<b>57</b>
		<b>CALIFORNIA</b>	<b>44</b>


November 26, 2010 • Orlando, Fla. (Old Spice Classic)  
HP Fieldhouse at the ESPN Wide World of Sports Complex

Notre Dame	FG-A	3FG-A	FTA	REB	PF	TP	A	TO	BK	ST	MIN
Tyrone Nash	4-11	0-0	3-6	1-4-5	4	11	3	4	1	1	33
Tim Abromaitis	2-10	0-4	3-5	3-8-11	1	7	2	1	2	0	37
Carleton Scott	5-17	0-9	6-6	0-10-10	1	16	2	1	3	2	35
Scott Martin	2-8	0-3	7-8	1-5-6	1	11	1	0	1	0	26
Ben Hansbrough	1-3	1-3	4-6	1-5-6	3	7	1	2	0	1	30
Eric Atkins	1-2	0-1	2-4	0-0-0	2	4	2	1	0	0	26
Joey Brooks	0-0	0-0	0-0	0-0-0	1	0	0	0	0	0	5
Jack Cooley	0-3	0-0	1-2	1-1-2	2	1	1	0	0	0	8
Team				4-1-5							
<b>Totals</b>	<b>15-54</b>	<b>1-20</b>	<b>26-37</b>	<b>11-34-45</b>	<b>15</b>	<b>57</b>	<b>12</b>	<b>10</b>	<b>8</b>	<b>4</b>	<b>200</b>
<b>Total FG%</b>	<b>1st Half: 9-32, 28.1%</b>		<b>2nd Half: 6-22, 27.3%</b>								<b>Game: 27.8%</b>
<b>3-PT FG%</b>	<b>1st Half: 0-13, 00.0%</b>		<b>2nd Half: 1-7, 14.3%</b>								<b>Game: 5.0%</b>
<b>FT %</b>	<b>1st Half: 3-5, 60.0%</b>		<b>2nd Half: 23-32, 71.9%</b>								<b>Game: 70.3%</b>
<b>Deadball Rebounds:</b>	<b>4;1</b>										

California	FG-A	3FG-A	FTA	REB	PF	TP	A	TO	BK	ST	MIN
Harper Kamp	3-10	0-0	3-4	1-6-7	4	9	1	4	1	0	27
Markhuri Sanders-Frison	1-6	0-0	1-2	0-9-9	5	3	0	0	1	0	24
Jorge Gutierrez	3-13	1-2	0-0	0-3-3	3	7	4	4	1	2	36
Gary Franklin	3-14	3-12	0-0	0-2-2	4	9	3	2	0	0	28
Allon Crabbe	3-8	2-6	2-2	2-8-10	3	10	0	1	1	0	34
Nigel Carter	0-1	0-0	0-0	0-0-0	3	0	0	0	1	0	8
Brandon Smith	1-2	0-0	0-0	0-2-2	1	2	0	2	0	1	13
Bak Bak	0-0	0-0	0-0	0-1-1	1	0	0	0	0	0	2
Richard Solomon	2-7	0-1	0-1	4-2-6	4	4	0	2	1	1	25
Emerson Murray	0-0	0-0	0-0	0-0-0	0	0	0	0	0	0	3
Team				3-1-4							
<b>Totals</b>	<b>16-61</b>	<b>6-21</b>	<b>6-9</b>	<b>10-34-44</b>	<b>28</b>	<b>44</b>	<b>8</b>	<b>15</b>	<b>6</b>	<b>4</b>	<b>200</b>
<b>Total FG%</b>	<b>1st Half: 2-25, 8.0%</b>		<b>2nd Half: 14-36, 38.9%</b>								<b>Game: 26.2%</b>
<b>3-PT FG%</b>	<b>1st Half: 0-8, 25.0%</b>		<b>2nd Half: 6-13, 46.2%</b>								<b>Game: 28.6%</b>
<b>FT %</b>	<b>1st Half: 1-2, 50.0%</b>		<b>2nd Half: 5-7, 71.4%</b>								<b>Game: 66.7%</b>
<b>Deadball Rebounds:</b>	<b>3;1</b>										

SCORE BY PERIODS	1	2	F
Notre Dame	21	36	57
California	5	39	



<b>GAME #9</b>		<b>NOTRE DAME</b>	<b>58</b>
		<b>KENTUCKY</b>	<b>72</b>

December 8, 2010 • Louisville, Ky. (SEC/BIG EAST Invitational)

Freedom Hall

Notre Dame	FG-A	3FG-A	FT-A	REB	PF	TP	A	TO	BK	ST	MIN
Tyrone Nash	3-7	0-0	2-4	1-1-2	2	8	1	4	0	1	25
Tim Abromaitis	1-7	0-4	2-2	1-7-8	1	4	2	1	1	0	31
Carleton Scott	4-11	0-4	2-3	2-6-8	3	10	1	0	2	0	31
Scott Martin	3-8	1-4	0-0	1-4-5	4	7	1	0	0	0	27
Ben Hansbrough	7-15	5-9	2-3	0-0-0	4	21	2	3	0	0	38
Eric Atkins	0-4	0-2	4-6	3-2-5	2	4	4	1	0	0	31
Joey Brooks	0-0	0-0	0-0	0-0-0	0	0	0	0	0	0	4
Jack Cooley	2-3	0-0	0-2	1-4-5	3	4	2	1	0	0	13
Team			1-0-1								
<b>Totals</b>	<b>20-55</b>	<b>6-23</b>	<b>12-20</b>	<b>10-24-34</b>	<b>19</b>	<b>58</b>	<b>13</b>	<b>10</b>	<b>3</b>	<b>2</b>	<b>200</b>
<b>Total FG%</b>	1st Half: 14-25, 56.0%			2nd Half: 6-30, 20.0%			<b>Game:</b> 36.4%				
<b>3-PT FG%</b>	1st Half: 5-10, 50.0%			2nd Half: 1-13, 7.7%			<b>Game:</b> 26.1%				
<b>FT %</b>	1st Half: 7-10, 70.0%			2nd Half: 5-10, 50.0%			<b>Game:</b> 60.0%				
<b>Deadball Rebounds:</b>	4										

Kentucky	FG-A	3FG-A	FT-A	REB	PF	TP	A	TO	BK	ST	MIN
Terrence Jones	9-18	2-5	7-10	2-15-17	0	27	3	1	2	1	38
Josh Harrellson	0-2	0-0	0-0	4-5-9	2	0	0	1	0	1	20
Darius Miller	1-5	1-2	4-6	2-3-5	3	7	2	2	0	0	37
Brandon Knight	7-17	2-6	4-4	1-3-4	4	20	5	2	0	1	39
DeAndre Liggins	2-4	2-4	0-0	1-0-1	2	6	0	3	0	0	26
Stacey Poole	1-1	1-1	0-0	1-0-1	0	3	0	0	0	0	2
Jon Hood	1-2	1-1	0-0	0-0-0	2	3	0	0	0	0	4
Doron Lamb	2-8	0-5	2-2	0-2-2	3	6	1	0	0	0	25
Eloy Vargas	0-0	0-0	0-0	0-1-1	0	0	0	0	0	1	9
Team			2-0-2								
<b>Totals</b>	<b>23-57</b>	<b>9-24</b>	<b>17-22</b>	<b>13-29-42</b>	<b>16</b>	<b>72</b>	<b>11</b>	<b>9</b>	<b>2</b>	<b>4</b>	<b>200</b>
<b>Total FG%</b>	1st Half: 15-30, 50.0%			2nd Half: 8-27, 29.6%			<b>Game:</b> 40.4%				
<b>3-PT FG%</b>	1st Half: 4-9, 44.4%			2nd Half: 5-15, 33.3%			<b>Game:</b> 37.5%				
<b>FT %</b>	1st Half: 6-8, 75.0%			2nd Half: 11-14, 78.6%			<b>Game:</b> 77.3%				
<b>Deadball Rebounds:</b>	2										

SCORE BY PERIODS	1	2	F
Notre Dame	40	18	58
Kentucky	40	32	72

**OFFICIALS:** John Cahill, Tony Greene, Jamie Luckie  
**TECHNICALS:** Notre Dame - None, Kentucky - None.  
**ATTENDANCE:** 17,404

**Notes:** Notre Dame made its first-ever appearance in the SEC/BIG EAST Invitational ... The Irish lost at Freedom Hall for the 11th straight time and have not won there since Jan. 31, 1988 ... Notre Dame fell to 18-42 all-time against Kentucky ... The 18 second-half points scored by the Irish matched the fewest ever in a second half under Mike Brey ... Notre Dame's 20.0 field goal shooting percentage was the lowest ever in the second half by an Irish team under Brey ... The Irish were outbounded for the first time this season ... Ben Hansbrough topped the 20-plus point mark for the fourth time in 2010-11 and 11th time during his career ... Carleton Scott netted double figures for the seventh consecutive game, the longest double-figure scoring streak of his career.

<b>GAME #11</b>		<b>NOTRE DAME</b>	<b>88</b>
		<b>STONY BROOK</b>	<b>62</b>

December 19, 2010 • Notre Dame, Ind.

Purcell Pavilion at the Joyce Center


Stony Brook	FG-A	3FG-A	FT-A	REB	PF	TP	A	TO	BK	ST	MIN
Danny Carter	1-2	0-1	0-0	2-3-5	1	2	1	2	0	1	19
Al Rapier	1-5	0-0	0-0	1-2-3	3	2	2	3	0	1	19
Anthony Mayo	3-7	0-0	0-0	1-3-4	2	6	0	0	1	0	20
Bryan Dougher	1-9	1-4	0-0	0-0-0	0	3	0	1	0	0	25
Marcus Rouse	6-11	2-4	1-2	1-2-3	2	15	2	0	0	1	26
Prebye Prebony	1-3	0-0	2-2	1-3-4	1	4	4	0	1	0	16
Anthony Jackson	5-8	2-5	0-0	1-2-3	3	12	1	1	0	1	15
Dave Coley	5-13	1-2	0-0	0-4-4	1	11	0	1	0	0	24
Leonard Hayes	0-0	0-0	0-0	0-1-1	1	0	1	0	0	0	4
Aric McAlister	1-2	0-0	0-0	1-0-1	2	2	0	0	0	1	13
Dallis Joyner	2-9	0-0	1-4	2-0-2	1	5	0	0	0	0	19
Team			1-0-1								
<b>Totals</b>	<b>26-69</b>	<b>6-16</b>	<b>4-8</b>	<b>12-21-33</b>	<b>17</b>	<b>62</b>	<b>11</b>	<b>8</b>	<b>2</b>	<b>5</b>	<b>200</b>
<b>Total FG%</b>	1st Half: 12-33, 36.4%			2nd Half: 14-36, 38.9%			<b>Game:</b> 37.7%				
<b>3-PT FG%</b>	1st Half: 3-6, 50.0%			2nd Half: 3-10, 30.0%			<b>Game:</b> 37.5%				
<b>FT %</b>	1st Half: 1-2, 50.0%			2nd Half: 3-6, 50.0%			<b>Game:</b> 50.0%				
<b>Deadball Rebounds:</b>	2										

Notre Dame	FG-A	3FG-A	FT-A	REB	PF	TP	A	TO	BK	ST	MIN
Tyrone Nash	1-4	0-0	2-2	1-5-6	2	4	2	2	2	1	26
Tim Abromaitis	8-13	2-5	4-5	2-6-8	0	22	3	2	2	1	31
Carleton Scott	8-8	4-4	0-0	2-2-4	0	20	5	1	0	0	26
Scott Martin	4-6	1-1	0-0	1-5-6	1	9	3	0	0	2	21
Ben Hansbrough	4-14	2-7	4-4	0-4-4	2	14	8	0	0	1	28
Eric Atkins	1-3	0-1	0-0	0-3-3	2	2	5	2	0	0	29
Tom Kopko	0-0	0-0	0-0	0-0-0	0	0	1	0	0	0	2
Alex Dragicevich	0-0	0-0	0-0	0-0-0	0	0	0	0	0	0	4
Tom Knight	0-2	0-0	0-0	0-1-1	0	0	0	0	0	0	4
Joey Brooks	3-5	0-0	0-0	0-2-2	2	6	1	2	0	0	10
Mike Broghammer	2-4	0-0	0-0	0-0-0	0	4	0	0	0	0	9
Jack Cooley	3-4	0-0	1-1	1-2-3	1	7	0	0	1	0	10
Team											
<b>Totals</b>	<b>34-63</b>	<b>9-18</b>	<b>11-12</b>	<b>9-33-42</b>	<b>10</b>	<b>88</b>	<b>28</b>	<b>9</b>	<b>5</b>	<b>4</b>	<b>200</b>
<b>Total FG%</b>	1st Half: 15-31, 48.4%			2nd Half: 19-32, 59.4%			<b>Game:</b> 54.0%				
<b>3-PT FG%</b>	1st Half: 4-11, 36.4%			2nd Half: 5-7, 71.4%			<b>Game:</b> 50.0%				
<b>FT %</b>	1st Half: 7-8, 87.5%			2nd Half: 4-4, 100.0%			<b>Game:</b> 91.7%				
<b>Deadball Rebounds:</b>	0										

SCORE BY PERIODS	1	2	F
Stony Brook	28	34	62
Notre Dame	41	47	88

**OFFICIALS:** Ed Corbett, Les Jones, Lamar Simpson  
**TECHNICALS:** Stony Brook - None, Notre Dame - None  
**ATTENDANCE:** 6,211

**Notes:** Carleton Scott topped the 20-point mark for the second straight game and second time in his career as he extended his current double-figure scoring streak to a personal best nine consecutive games ... With his eight-for-eight performance from the field, Scott equaled the best field goal percentage by an Irish player since Torin Francis hit on all eight of his field goal attempts against Maryland on Dec. 7, 2002 ... His five assists also marked a career best ... Ben Hansbrough has faltered three-point field in 15 consecutive games ... Notre Dame dished out 20-plus assists for the fifth time this season and the 28 assists were the second-highest total of the season ... Tim Abromaitis reached double figures for the ninth time and tallied 20-plus points for the fifth time (13th in his career) ... The Irish eclipsed the 80-point mark for the seventh time and the 41 first-half points marked the seventh time this season that the Irish had netted 40-plus points in the first half ... Notre Dame has outbounded 10 of its 11 opponents.

<b>GAME #10</b>		<b>NOTRE DAME</b>	<b>83</b>
		<b>GONZAGA</b>	<b>79</b>

December 11, 2010 • Notre Dame, Ind.

Purcell Pavilion at the Joyce Center


Gonzaga	FG-A	3FG-A	FT-A	REB	PF	TP	A	TO	BK	ST	MIN
Elias Harris	6-9	1-2	6-6	1-4-5	5	19	4	2	1	1	24
Mathis Monninghoff	1-2	1-1	0-0	0-1-1	1	3	1	0	0	0	13
Robert Sacre	8-13	0-0	0-0	1-5-6	5	16	1	2	2	0	36
Demetri Goodson	0-4	0-1	0-0	1-0-1	5	0	4	0	0	1	25
Steven Gray	6-13	5-10	1-2	0-2-2	5	18	8	1	0	0	37
Marquise Carter	2-5	0-1	1-2	0-0-0	1	5	1	0	0	1	14
Mangisto Arop	5-6	4-5	2-2	0-5-5	2	16	0	3	0	0	32
David Stockton	0-0	0-0	0-0	0-0-0	0	0	0	0	0	0	0+
Kelly Olynyk	0-2	0-0	0-0	0-1-1	1	0	1	0	0	0	11
Michael Hart	0-0	0-0	0-0	0-0-0	0	0	0	0	0	0	1
Sam Dowler	1-1	0-0	0-0	0-0-0	2	2	0	1	0	0	7
Team			2-4-6								
<b>Totals</b>	<b>29-55</b>	<b>11-20</b>	<b>10-12</b>	<b>5-22-27</b>	<b>27</b>	<b>79</b>	<b>20</b>	<b>9</b>	<b>3</b>	<b>3</b>	<b>200</b>
<b>Total FG%</b>	1st Half: 14-26, 53.8%			2nd Half: 15-29, 51.7%			<b>Game:</b> 52.7%				
<b>3-PT FG%</b>	1st Half: 5-9, 55.6%			2nd Half: 6-11, 54.5%			<b>Game:</b> 55.0%				
<b>FT %</b>	1st Half: 4-4, 100.0%			2nd Half: 6-8, 75.0%			<b>Game:</b> 83.3%				
<b>Deadball Rebounds:</b>	1										

Notre Dame	FG-A	3FG-A	FT-A	REB	PF	TP	A	TO	BK	ST	MIN
Tyrone Nash	1-2	0-0	1-1	0-1-1	4	3	5	1	0	1	24
Tim Abromaitis	7-13	4-6	3-3	2-6-8	1	21	4	1	0	0	39
Carleton Scott	6-9	3-5	8-9	1-3-4	1	23	2	1	1	0	21
Scott Martin	3-6	2-3	1-2	1-2-3	4	9	2	3	0	0	35
Ben Hansbrough	3-7	1-2	6-9	0-3-3	2	13	3	2	0	1	36
Eric Atkins	3-9	1-4	5-10	1-6-7	2	12	3	0	0	1	34
Joey Brooks	0-0	0-0	0-2	0-0-0	0	0	0	0	0	0	1
Mike Broghammer	0-0	0-0	0-0	1-0-1	0	0	0	0	0	0	1
Jack Cooley	1-2	0-0	0-0	0-1-1	3	2	0	0	1	2	9
Team			0-1-1								
<b>Totals</b>	<b>24-48</b>	<b>11-20</b>	<b>24-36</b>	<b>6-22-28</b>	<b>17</b>	<b>83</b>	<b>19</b>	<b>8</b>	<b>2</b>	<b>6</b>	<b>200</b>
<b>Total FG%</b>	1st Half: 14-27, 51.9%			2nd Half: 10-21, 47.6%			<b>Game:</b> 50.0%				
<b>3-PT FG%</b>	1st Half: 6-11, 54.5%			2nd Half: 5-9, 55.6%			<b>Game:</b> 55.0%				
<b>FT %</b>	1st Half: 9-14, 64.3%			2nd Half: 15-22, 68.2%			<b>Game:</b> 66.7%				
<b>Deadball Rebounds:</b>	8										

SCORE BY PERIODS	1	2	F
Gonzaga	37	42	79
Notre Dame	43	40	83

**OFFICIALS:** John Cahill, Karl Hess, Jeff Clark  
**TECHNICALS:** Gonzaga - Sam Dowler, Notre Dame - Jack Cooley.  
**ATTENDANCE:** 8,570

**Notes:** Notre Dame is off to a 9-1 start for the second straight year ... This was the first-ever meeting between the Irish and the Zags ... Carleton Scott's 23 points marked a career-high and was the first time in his career with 20-plus points ... Scott's current eight-game double-figure scoring streak is the longest of his career and his three three-pointers matched his career high ... He also became the third different Irish player to score 20-plus points in a game ... Tim Abromaitis' 21 points marked the fourth 20-plus point outing of the season ... Eric Atkins matched his career high with his 12-point effort and reached double figures for the fourth time while his seven rebounds marked a personal best ... Notre Dame's 11 three-pointers marked the fourth time this season the Irish had 10-plus three-pointers in a game.

<b>GAME #12</b>		<b>NOTRE DAME</b>	<b>93</b>
		<b>UMBC</b>	<b>53</b>

December 22, 2010 • Notre Dame, Ind.

Purcell Pavilion at the Joyce Center


UMBC	FG-A	3FG-A	FT-A	REB	PF	TP	A	TO	BK	ST	MIN
Adrian Satchell	1-6	0-0	1-2	3-6-9	3	3	1	3	0	1	23
Justin Fry	2-5	0-0	0-0	0-0-0	3	4	1	2	0	0	14
Bakari Smith	1-2	0-0	0-0	2-3-5	2	2	0	1	0	2	20
Chris De La Rosa	7-14	1-3	0-0	0-5-5	2	15	3	2	0	2	37
Travis King	2-8	0-5	0-0	1-2-3	0	4	1	0	0	2	23
Jamar Wertz	4-6	2-4	1-2	1-1-2	1	11	2	1	0	0	


GAME #13	G	NOTRE DAME		69							
		GEORGETOWN		55							
December 29, 2010 • Notre Dame, Ind. Purcell Pavilion at the Joyce Center											
Georgetown	FG-A	3FG-A	FTA	REB	PF	TP	A	TO	BK	ST	MIN
Hollis Thompson	2-4	0-2	0-0	1-5-6	2	4	0	3	0	1	19
Julian Vaughn	2-4	0-0	0-0	0-3-3	4	4	2	0	2	0	17
Chris Wright	1-9	0-5	1-3	0-1-1	4	3	6	3	0	0	34
Austin Freeman	9-16	1-4	2-4	1-2-3	3	21	3	4	0	1	36
Jason Clark	3-9	2-8	0-0	1-4-5	1	8	2	2	0	3	35
Markel Starks	0-0	0-0	0-0	0-0-0	0	0	0	0	0	0	1
Vee Sanford	2-4	0-0	2-2	2-2-4	2	6	0	0	1	0	12
Henry Sims	2-5	0-1	0-0	2-5-7	4	4	2	1	2	1	23
Jerrelle Benimon	0-0	0-0	0-0	1-1-2	2	0	0	0	1	0	10
Nate Lubick	2-3	1-1	0-0	0-0-0	2	5	1	1	0	0	13
Team				2-0-2				1			
Totals	23-54	4-22	5-9	10-23-33	24	55	16	15	6	6	200
Total FG%	1st Half: 10-28, 35.7%			2nd Half: 13-26, 50.0%			Game: 42.6%				
3-PT FG%	1st Half: 3-13, 23.1%			2nd Half: 1-9, 11.1%			Game: 18.2%				
FT %	1st Half: 3-7, 42.9%			2nd Half: 2-2, 100.0%			Game: 55.6%				
Deadball Rebounds: 1											
Notre Dame	FG-A	3FG-A	FTA	REB	PF	TP	A	TO	BK	ST	MIN
Tyrone Nash	5-11	0-0	5-6	6-4-10	2	15	3	2	1	0	33
Tim Abromaitis	6-12	5-7	3-3	1-3-4	1	20	1	3	0	1	39
Carleton Scott	0-6	0-4	4-4	0-7-7	2	4	1	2	2	3	37
Scott Martin	5-9	1-1	0-4	0-3-3	1	11	1	1	0	1	30
Ben Hansbrough	3-11	1-1	10-10	3-3-6	3	17	3	2	0	2	37
Eric Atkins	0-2	0-1	0-0	1-0-1	4	0	2	1	0	0	19
Jack Cooley	1-1	0-0	0-0	0-1-0	0	2	0	0	0	0	5
Team				0-3-3				1			
Totals	20-52	7-16	22-27	11-24-35	13	69	14	11	3	6	200
Total FG%	1st Half: 10-27, 37.0%			2nd Half: 10-25, 40.0%			Game: 38.5%				
3-PT FG%	1st Half: 3-8, 37.5%			2nd Half: 4-8, 50.0%			Game: 43.8%				
FT %	1st Half: 11-14, 78.6%			2nd Half: 11-13, 84.6%			Game: 81.5%				
Deadball Rebounds: 3											
SCORE BY PERIODS	1		2		F						
Georgetown	26		29		55						
Notre Dame	34		35		69						
OFFICIALS:	Pat Driscoll, Mike Roberts, Karl Hess										
TECHNICALS:	Georgetown - None, Notre Dame - None										
ATTENDANCE:	9,149										

GAME #15	UNIVERSITY OF CONNECTICUT HUSKIES	NOTRE DAME		73							
		CONNECTICUT		70							
January 4, 2011 • Notre Dame, Ind. Purcell Pavilion at the Joyce Center											
Connecticut	FG-A	3FG-A	FTA	REB	PF	TP	A	TO	BK	ST	MIN
Roscoe Smith	5-8	0-1	1-2	1-3-4	2	11	0	0	1	0	32
Alex Oriakhi	0-3	0-0	0-0	0-6-6	5	0	2	3	2	0	23
Charles Okwandu	1-2	0-0	0-0	0-1-1	2	2	1	0	1	1	17
Jeremy Lamb	3-5	2-3	0-0	3-1-4	2	8	0	1	0	0	20
Kemba Walker	8-23	0-5	3-3	0-7-7	4	19	5	3	1	3	37
Donnell Beverly	0-0	0-0	0-0	0-1-1	0	0	1	0	0	0	8
Jamal Coombs-McDaniel	4-7	1-2	0-0	2-2-4	2	9	0	1	0	0	17
Niels Giffey	1-4	1-3	0-0	0-0-0	0	3	2	0	0	1	10
Tyler Olander	0-1	0-0	0-0	1-1-2	3	0	0	1	0	0	8
Shabazz Napier	4-6	3-4	7-7	1-1-2	3	18	5	3	1	1	28
Team				2-0-2				12			
Totals	26-59	7-18	11-12	10-23-33	23	70	16	12	6	6	200
Total FG%	1st Half: 12-30, 40.0%			2nd Half: 14-29, 48.3%			Game: 44.1%				
3-PT FG%	1st Half: 3-8, 37.5%			2nd Half: 4-10, 40.0%			Game: 38.9%				
FT %	1st Half: 3-4, 75.0%			2nd Half: 8-8, 100.0%			Game: 91.7%				
Deadball Rebounds: 0											
Notre Dame	FG-A	3FG-A	FTA	REB	PF	TP	A	TO	BK	ST	MIN
Tyrone Nash	3-8	0-0	5-6	3-4-7	4	11	3	1	3	0	26
Tim Abromaitis	6-9	3-5	4-10	1-6-7	2	19	1	3	1	2	39
Eric Atkins	2-6	1-2	2-5	0-1-1	2	7	5	0	0	3	39
Scott Martin	4-12	2-6	3-4	1-2-3	4	13	2	2	1	0	31
Ben Hansbrough	7-16	2-6	5-6	2-3-5	2	21	4	2	0	1	40
Joey Brooks	0-0	0-0	0-0	0-0-0	1	0	0	0	0	0	7
Jack Cooley	1-2	0-0	0-0	2-4-6	2	2	0	0	0	1	18
Team				3-4-7				8			
Totals	23-53	8-19	19-31	12-24-36	17	73	15	8	5	7	200
Total FG%	1st Half: 12-29, 41.4%			2nd Half: 11-24, 45.8%			Game: 43.4%				
3-PT FG%	1st Half: 7-14, 50.0%			2nd Half: 1-5, 20.0%			Game: 42.1%				
FT %	1st Half: 7-12, 58.3%			2nd Half: 12-19, 63.2%			Game: 61.3%				
Deadball Rebounds: 3											
SCORE BY PERIODS	1		2		F						
Connecticut	30		40		70						
Notre Dame	38		35		73						
OFFICIALS:	Tim Higgins, James Breeding, Mike Roberts										
TECHNICALS:	Connecticut - None, Notre Dame - None										
ATTENDANCE:	7,291										
Notes:	Mike Brey earned his 100th BIG EAST career regular-season victory and is one of only six coaches in league history with 100 regular-season wins ... This was the seventh time in the last eight games where the final outcome was decided by nine or fewer points and was the Irish's closest win in the series since a 68-66 win at home on Feb. 12, 2000 (also the closest win this season) ... Notre Dame was facing its third straight top-10 opponent ... The Irish had not faced three consecutive top-10 opponents since the 2002-03 campaign ... The back-to-back home wins against Georgetown and Connecticut were the first against top-10 teams for a Notre Dame team since the 1960-61 season ... Tim Abromaitis reached double figures for the 13th time in 2010-11 ... Ben Hansbrough scored in double figures for the ninth straight game and 14th time this season ... His 21 points marked the fifth time that he has netted 20-plus points in a game (12th time in his career and eighth time at Notre Dame) ... Scott Martin scored in double figures for the fourth straight game ... Tyrone Nash scored in double figures for the eighth time this season ... The game marked the 10th time this season that Notre Dame has had at least four players in double figures ... Notre Dame is 10-0 at home this season.										


GAME #14	S	NOTRE DAME		58							
		SYRACUSE		70							
January 1, 2011 • Syracuse, N.Y. Carrier Dome											
Notre Dame	FG-A	3FG-A	FTA	REB	PF	TP	A	TO	BK	ST	MIN
Tyrone Nash	2-4	0-0	1-2	3-3-6	1	5	1	1	1	0	36
Tim Abromaitis	6-15	3-6	0-1	3-4-7	3	15	2	4	0	1	38
Carleton Scott	4-5	1-2	0-0	0-0-0	3	9	2	2	0	0	25
Scott Martin	3-9	0-2	4-4	1-6-7	2	10	6	5	1	1	34
Ben Hansbrough	5-13	2-8	0-0	0-3-3	2	12	5	0	0	2	37
Eric Atkins	1-5	1-3	0-0	1-0-1	2	3	2	2	0	2	16
Tom Knight	0-0	0-0	0-0	0-0-0	0	0	0	0	0	0	0+
Joey Brooks	0-0	0-0	0-0	0-0-0	0	0	0	0	0	0	1
Mike Broghammer	0-0	0-0	0-0	0-0-0	0	0	0	0	0	0	1
Jack Cooley	2-3	0-0	0-0	1-1-2	2	4	0	0	0	0	12
Team				2-0-2				1			
Totals	23-54	7-21	5-7	11-17-28	15	58	18	15	3	6	200
Total FG%	1st Half: 13-30, 43.3%			2nd Half: 10-24, 41.7%			Game: 42.6%				
3-PT FG%	1st Half: 1-9, 11.1%			2nd Half: 3-8, 37.5%			Game: 33.3%				
FT %	1st Half: 3-5, 60.0%			2nd Half: 2-2, 100.0%			Game: 71.4%				
Deadball Rebounds: 1											
Syracuse	FG-A	3FG-A	FTA	REB	PF	TP	A	TO	BK	ST	MIN
Rick Jackson	4-9	0-0	4-8	4-1-5	1	12	3	2	6	1	36
Kris Joseph	8-17	2-5	0-0	1-7-8	2	18	0	2	0	2	39
Fab Melo	0-1	0-0	0-0	1-0-1	1	0	0	1	0	1	7
Scottp Jardine	5-9	1-4	4-6	0-2-2	2	15	9	5	0	1	36
Brandon Triche	3-6	0-2	0-0	3-1-4	0	6	0	1	0	0	18
Dion Waiters	2-7	0-2	1-1	0-3-3	3	5	2	0	0	2	26
C.J. Fair	1-1	0-0	0-0	1-2-3	0	2	0	0	0	0	4
Baye Moussa Keita	0-0	0-0	0-0	0-1-1	1	0	0	0	0	0	11
James Southerland	5-7	2-4	0-0	1-2-3	2	12	1	0	1	3	23
Team				4-2-6				11			
Totals	28-57	5-17	9-15	15-21-36	12	70	15	11	7	10	200
Total FG%	1st Half: 13-29, 44.8%			2nd Half: 15-28, 53.6%			Game: 49.1%				
3-PT FG%	1st Half: 2-8, 25.0%			2nd Half: 3-9, 33.3%			Game: 29.4%				
FT %	1st Half: 6-10, 60.0%			2nd Half: 3-5, 60.0%			Game: 60.0%				
Deadball Rebounds: 3											
SCORE BY PERIODS	1		2		F						
Notre Dame	33		25		58						
Georgetown	34		36		70						
OFFICIALS:	John Cahill, Mike Eades, Michael Stephens										
TECHNICALS:	Notre Dame - None, Syracuse - None										
ATTENDANCE:	23,058										
Notes:	Notre Dame played its second top-10 team for the second consecutive game ... The Irish lost its third straight to the Orange and fell to 3-9 all-time at the Carrier Dome ... Mike Brey is now 5-12 all-time against Syracuse ... Tim Abromaitis had his four-game 20-plus point streak snapped ... Notre Dame's 15 turnovers were the second-most this season ... The Orange's 49.1 percent field goal percentage was the best against the Irish to date ... Notre Dame was outrebounded for just the second time this season ... Syracuse's 10 steals were the most by an Irish opponent ... Scott Martin netted double figures for a season-high third consecutive contest ... Notre Dame's five three throws made and seven attempted were both season lows.										

GAME #16	SJ	NOTRE DAME		76							
		ST. JOHN'S		61							
January 8, 2011 • Notre Dame, Ind. Purcell Pavilion at the Joyce Center											
St. John's	FG-A	3FG-A	FTA	REB	PF	TP	A	TO	BK	ST	MIN
Dwayne Polee II	5-8	0-1	2-3	3-3-6	4	12	1	2	1	1	31
Dele Coker	1-3	0-0	1-2	0-0-0	1	3	0	0	0	0	11
Justin Brownlee	7-18	1-4	2-2	2-5-7	3	17	1	1	0	1	34
D.J. Kennedy	2-7	0-2	4-4	2-4-6	4	8	0	2	1	0	25
Dwight Hardy	2-5	0-1	4-4	0-0-0	2	8	2	4	0	2	31
Malik Boothe	1-1	0-0	2-2	0-1-1	4	4	3	1	0	1	14
Sean Evans	0-2	0-0	0-0	1-0-1	0	0	0	0	0	0	3
Paris Horne	3-7	1-3	2-2	0-3-3	2	9	2	2	0	1	29
Justin Burrell	0-3	0-0	0-0	1-2-3	2	0	2	1	0	0	16
Malik Stith	0-1	0-0	0-0	0-1-1	0	0	0	0	0	0	6
Team				0-3-3				22			
Totals	21-55	2-11	17-19	9-22-31	22	61	9	15	3	6	200
Total FG%	1st Half: 10-27, 37.0%			2nd Half: 11-28, 39.3%			Game: 38.2%				
3-PT FG%	1st Half										

GAME #17		NOTRE DAME MARQUETTE	57 79								
January 10, 2011 • Milwaukee, Wis. Bradley Center											
<b>Notre Dame</b>	FG-A	3FG-A	FTA	REB	PF	TP	A	TO	BK	ST	MIN
Tyrone Nash	2-5	0-0	2-4	3-2-5	4	6	5	2	0	0	26
Tim Abromaitis	4-8	1-3	1-1	0-4-4	4	10	0	3	0	1	33
Eric Atkins	5-10	1-6	4-5	0-0-0	3	15	2	0	0	1	35
Scott Martin	4-15	1-6	1-2	3-8-11	4	10	1	3	0	0	36
Ben Hansbrough	3-9	0-1	3-3	0-2-2	2	9	2	4	0	3	36
Alex Dragicevich	1-1	0-0	0-0	0-0-0	0	2	1	0	0	0	4
Tom Knight	0-0	0-0	0-0	1-0-1	0	0	0	0	0	0	2
Joey Brooks	1-2	0-0	1-2	1-0-1	3	3	0	0	0	0	17
Mike Broghammer	1-1	0-0	0-0	0-0-0	0	2	0	0	0	0	2
Jack Cooley	0-2	0-0	0-0	1-2-3	0	0	0	0	0	0	9
Team				0-1-1							1
<b>Totals</b>	<b>21-53</b>	<b>3-16</b>	<b>12-17</b>	<b>9-19-28</b>	<b>20</b>	<b>57</b>	<b>11</b>	<b>13</b>	<b>0</b>	<b>7</b>	<b>200</b>
<b>Total FG%</b>	<b>1st Half: 11-29, 37.9%</b>			<b>2nd Half: 10-24, 41.7%</b>							<b>Game: 39.6%</b>
<b>3-PT FG%</b>	<b>1st Half: 2-9, 22.2%</b>			<b>2nd Half: 1-7, 14.3%</b>							<b>Game: 18.8%</b>
<b>FT %</b>	<b>1st Half: 4-6, 66.7%</b>			<b>2nd Half: 8-11, 72.7%</b>							<b>Game: 70.6%</b>
<b>Deadball Rebounds: 3</b>											
<b>Marquette</b>	FG-A	3FG-A	FTA	REB	PF	TP	A	TO	BK	ST	MIN
Joe Crowder	6-12	4-6	2-2	1-6-7	3	18	1	0	0	1	34
Jimmy Butler	5-8	0-0	5-7	3-3-6	2	15	4	1	0	1	37
Chris Otule	3-4	0-0	2-4	1-2-3	3	8	0	1	2	0	18
Darius Johnson-Odom	4-9	3-5	2-2	0-2-2	4	13	5	3	0	1	27
Dwight Buycks	7-9	5-5	2-2	1-3-4	0	21	1	4	0	1	34
Vander Blue	0-3	0-0	2-4	1-2-3	2	2	1	2	0	0	20
Junior Cadougan	0-1	0-0	0-0	0-1-1	2	0	4	1	0	0	18
Erik Williams	0-0	0-0	0-0	0-0-0	0	0	0	0	0	0	2
Joseph Fulce	1-2	0-0	0-0	1-2-3	0	2	0	0	0	0	4
Jamail Jones	0-1	0-1	0-0	0-0-0	0	0	0	0	0	0	2
Robert Frozema	0-0	0-0	0-0	0-0-0	0	0	0	0	0	0	1
Davante Gardner	0-0	0-0	0-0	0-0-0	0	0	0	0	0	0	3
Team				0-4-4							1
<b>Totals</b>	<b>26-49</b>	<b>12-17</b>	<b>15-21</b>	<b>8-25-33</b>	<b>16</b>	<b>79</b>	<b>17</b>	<b>12</b>	<b>2</b>	<b>4</b>	<b>200</b>
<b>Total FG%</b>	<b>1st Half: 11-26, 42.3%</b>			<b>2nd Half: 15-23, 65.2%</b>							<b>Game: 53.1%</b>
<b>3-PT FG%</b>	<b>1st Half: 6-8, 75.0%</b>			<b>2nd Half: 6-9, 66.7%</b>							<b>Game: 70.6%</b>
<b>FT %</b>	<b>1st Half: 5-7, 71.4%</b>			<b>2nd Half: 10-14, 71.4%</b>							<b>Game: 71.4%</b>
<b>Deadball Rebounds: 2</b>											
<b>SCORE BY PERIODS</b>		<b>1</b>	<b>2</b>	<b>F</b>							
<b>Notre Dame</b>		28	29	57							
<b>Marquette</b>		33	46	79							
<b>OFFICIALS:</b> Karl Hess, John Higgins, Les Jones											
<b>TECHNICALS:</b> Notre Dame - None, Marquette - None											
<b>ATTENDANCE:</b> 16,951											

GAME #19		NOTRE DAME CINCINNATI	66 58								
January 19, 2011 • Notre Dame, Ind. Purcell Pavilion at the Joyce Center											
<b>Cincinnati</b>	FG-A	3FG-A	FTA	REB	PF	TP	A	TO	BK	ST	MIN
Rashad Bishop	2-5	1-3	0-0	2-1-3	1	5	2	1	0	1	26
Ibrahim Thomas	0-5	0-1	0-0	1-4-5	3	0	0	0	0	1	20
Yancy Gates	6-16	0-1	1-2	1-4-5	2	13	1	1	1	1	32
Cashmere Wright	3-7	1-3	0-0	0-3-3	3	7	6	1	0	0	23
Dion Dixon	4-10	2-4	0-0	0-2-2	0	10	2	1	0	0	32
Justin Jackson	0-0	0-0	0-0	1-1-2	4	0	0	0	0	0	10
Larry Davis	1-2	1-2	0-0	0-0-0	3	3	0	0	0	0	16
Darnell Wilks	1-1	1-1	0-0	0-1-1	5	3	2	1	0	0	9
Sean Kilpatrick	6-12	1-1	3-4	2-0-2	1	16	1	3	1	1	25
Anthony McClain	0-0	0-0	0-0	0-2-2	0	0	0	0	0	0	3
JaQuon Parker	0-2	0-0	1-2	1-1-2	0	1	0	0	0	0	4
Team				3-2-5							1
<b>Totals</b>	<b>23-60</b>	<b>7-16</b>	<b>5-8</b>	<b>11-21-32</b>	<b>22</b>	<b>58</b>	<b>14</b>	<b>8</b>	<b>2</b>	<b>4</b>	<b>200</b>
<b>Total FG%</b>	<b>1st Half: 9-31, 29.0%</b>			<b>2nd Half: 14-29, 48.3%</b>							<b>Game: 38.3%</b>
<b>3-PT FG%</b>	<b>1st Half: 0-4, 00.0%</b>			<b>2nd Half: 7-12, 58.3%</b>							<b>Game: 43.8%</b>
<b>FT %</b>	<b>1st Half: 1-2, 50.0%</b>			<b>2nd Half: 4-6, 66.7%</b>							<b>Game: 62.5%</b>
<b>Deadball Rebounds: 3</b>											
<b>Notre Dame</b>	FG-A	3FG-A	FTA	REB	PF	TP	A	TO	BK	ST	MIN
Tyrone Nash	6-11	0-0	1-2	3-4-7	2	13	3	1	1	1	30
Tim Abromaitis	4-10	2-5	2-2	0-6-6	3	12	1	0	0	0	32
Eric Atkins	3-3	1-1	4-4	1-2-3	3	11	5	3	0	0	36
Scott Martin	4-8	2-2	1-3	2-6-8	1	11	1	2	0	0	34
Ben Hansbrough	1-8	0-2	11-12	0-3-3	2	13	5	2	0	2	39
Joey Brooks	0-2	0-2	0-1	0-2-2	0	0	0	0	0	0	5
Carleton Scott	2-2	2-2	0-0	0-2-2	2	6	1	1	1	1	15
Jack Cooley	0-0	0-0	0-0	0-0-0	1	0	0	1	1	0	9
Team				0-1-1							1
<b>Totals</b>	<b>20-44</b>	<b>7-14</b>	<b>19-24</b>	<b>6-26-32</b>	<b>14</b>	<b>66</b>	<b>16</b>	<b>10</b>	<b>3</b>	<b>4</b>	<b>200</b>
<b>Total FG%</b>	<b>1st Half: 12-25, 48.0%</b>			<b>2nd Half: 8-19, 42.1%</b>							<b>Game: 45.5%</b>
<b>3-PT FG%</b>	<b>1st Half: 5-10, 50.0%</b>			<b>2nd Half: 2-4, 50.0%</b>							<b>Game: 50.0%</b>
<b>FT %</b>	<b>1st Half: 4-5, 80.0%</b>			<b>2nd Half: 15-19, 78.9%</b>							<b>Game: 79.2%</b>
<b>Deadball Rebounds: 2</b>											
<b>SCORE BY PERIODS</b>		<b>1</b>	<b>2</b>	<b>F</b>							
<b>Cincinnati</b>		19	39	58							
<b>Notre Dame</b>		33	33	66							
<b>OFFICIALS:</b> Jim Burr, Brian O'Connell, Pat Driscoll											
<b>TECHNICALS:</b> Cincinnati - None, Notre Dame - None											
<b>ATTENDANCE:</b> 8,309											

**Notes:** Notre Dame improved to 12-0 at home at Purcell Pavilion ... The Irish had all five starters in double figures for the fourth time this season and the first time in BIG EAST play ... Tim Abromaitis netted double figures for a personal-best 10th straight game ... Abromaitis and Ben Hansbrough have each scored in double figures in a season-high 17 contests ... Abromaitis has scored in double figures in 14 straight BIG EAST games and in 23 of 25 conference outings ... Tyrone Nash reached double figures for the ninth time, while Scott Martin notched double figures for the 10th time ... Notre Dame improved to 14-0 when making more free throws than its opponent ... Cincinnati's 19 first-half points marked the third time this season that the Irish have held an opponent to under 20 points in the opening stanza ... Notre Dame improved to 7-3 all-time against Cincinnati and 3-0 at Purcell Pavilion.

GAME #18		NOTRE DAME ST. JOHN'S	54 72								
January 16, 2011 • New York, N.Y. Madison Square Garden											
<b>Notre Dame</b>	FG-A	3FG-A	FTA	REB	PF	TP	A	TO	BK	ST	MIN
Tyrone Nash	3-4	0-0	1-4	1-2-3	5	7	2	2	0	0	23
Scott Martin	2-7	0-2	0-1	1-3-4	4	4	0	2	0	0	29
Tim Abromaitis	4-11	1-4	1-1	1-2-3	4	10	0	5	0	1	35
Eric Atkins	0-2	0-1	8-10	0-1-1	2	8	7	4	0	3	38
Ben Hansbrough	6-10	2-6	4-4	0-4-4	4	18	2	3	0	0	34
Tom Kopko	0-0	0-0	0-0	0-0-0	0	0	0	0	0	0	1
Alex Dragicevich	0-2	0-2	1-2	0-0-0	0	1	0	1	0	0	3
Tom Knight	0-0	0-0	0-0	0-0-0	0	0	0	0	0	0	1
Joey Brooks	1-1	0-0	2-6	0-4-4	3	4	0	2	0	2	24
Mike Broghammer	0-0	0-0	0-0	0-0-0	0	0	0	0	1	0	2
Jack Cooley	0-2	0-0	2-4	1-1-2	2	2	0	0	1	0	10
Team				1-2-3							1
<b>Totals</b>	<b>16-39</b>	<b>3-15</b>	<b>19-32</b>	<b>5-19-24</b>	<b>25</b>	<b>54</b>	<b>11</b>	<b>20</b>	<b>2</b>	<b>6</b>	<b>200</b>
<b>Total FG%</b>	<b>1st Half: 4-14, 28.6%</b>			<b>2nd Half: 12-25, 48.0%</b>							<b>Game: 41.0%</b>
<b>3-PT FG%</b>	<b>1st Half: 1-7, 14.3%</b>			<b>2nd Half: 2-8, 25.0%</b>							<b>Game: 20.0%</b>
<b>FT %</b>	<b>1st Half: 10-20, 50.0%</b>			<b>2nd Half: 9-12, 75.0%</b>							<b>Game: 59.4%</b>
<b>Deadball Rebounds: 4</b>											
<b>St. John's</b>	FG-A	3FG-A	FTA	REB	PF	TP	A	TO	BK	ST	MIN
Dwayne Pooe III	2-4	0-1	0-0	0-2-2	4	4	1	0	1	0	17
D.J. Kennedy	4-7	1-1	5-5	1-7-8	2	14	1	1	0	1	27
Justin Brownlee	5-8	0-1	1-1	0-5-5	3	11	1	1	0	2	22
Dwight Hardy	4-6	1-2	3-4	1-3-4	3	12	4	2	0	0	29
Paris Horne	1-7	0-1	5-6	1-4-5	4	7	2	3	0	0	35
Malik Boothe	3-6	2-3	6-6	0-3-3	2	14	1	3	0	1	24
Sean Evans	0-1	0-0	0-0	1-1-2	1	0	0	1	0	0	8
Dele Coker	0-0	0-0	0-0	0-0-0	1	0	0	2	0	0	2
Justin Burrell	1-2	0-0	3-5	0-0-0	4	5	0	2	0	0	16
Malik Stith	1-3	0-0	1-2	0-2-2	1	3	0	1	0	3	18
Cameron Edison	1-1	0-0	0-0	0-0-0							



<b>GAME #21</b>		<b>NOTRE DAME</b>		<b>56</b>
		<b>PITTSBURGH</b>		

January 24, 2011 • Pittsburgh, Pa.  
Peterson Events Center

Notre Dame	FG-A	3FG-A	FTA	REB	PF	TP	A	TO	BK	ST	MIN
Tyrone Nash	1-2	0-0	3-5	1-3-4	2	5	2	2	1	0	30
Tim Abramaitis	0-0	0-0	2-2	1-1-2	1	2	0	0	1	0	29
Carleton Scott	5-11	5-6	1-1	3-6-9	2	16	0	0	1	0	34
Scott Martin	3-10	3-6	1-2	0-1-1	2	10	1	1	0	0	36
Ben Hansbrough	8-14	1-6	2-3	1-3-4	3	19	7	5	0	1	39
Eric Atkins	1-1	0-0	0-0	0-0-0	0	2	1	0	0	1	22
Jack Cooley	1-1	0-0	0-0	0-1-1	2	2	0	0	1	0	10
Team				1-1-2				2			
<b>Totals</b>	<b>19-39</b>	<b>9-18</b>	<b>9-13</b>	<b>7-16-23</b>	<b>12</b>	<b>56</b>	<b>11</b>	<b>10</b>	<b>4</b>	<b>2</b>	<b>200</b>
<b>Total FG%</b>	8-21, 38.1%		2nd Half: 11-18, 61.1%		<b>Game: 48.7%</b>						
<b>3-PT FG%</b>	1st Half: 5-10, 50.0%		2nd Half: 4-8, 50.0%		<b>Game: 50.0%</b>						
<b>FT %</b>	1st Half: 2-3, 66.7%		2nd Half: 7-10, 70.0%		<b>Game: 69.2%</b>						
<b>Deadball Rebounds:</b>	1										

Pittsburgh	FG-A	3FG-A	FTA	REB	PF	TP	A	TO	BK	ST	MIN
Gilbert Brown	3-7	1-4	6-6	4-2-6	2	13	1	0	2	0	35
Nasir Robinson	1-4	0-0	2-4	4-1-5	3	4	1	1	0	1	30
Gary McGhee	2-4	0-0	1-4	3-4-7	1	5	0	0	1	0	26
Ashton Gibbs	4-13	1-5	0-0	1-0-1	2	9	2	2	0	0	33
Brad Wanamaker	5-12	2-4	0-0	0-5-5	1	12	3	3	0	2	36
Travon Woodall	2-2	2-2	0-0	0-1-1	2	6	2	2	0	1	18
Dante Taylor	1-3	0-0	0-2	0-2-2	1	2	0	0	0	0	13
Lamar Patterson	0-0	0-0	0-0	0-0-0	2	0	0	0	0	0	6
Talib Zanna	0-0	0-0	0-0	0-1-1	0	0	0	0	0	0	3
Team				1-0-1							
<b>Totals</b>	<b>18-45</b>	<b>6-15</b>	<b>9-16</b>	<b>13-16-29</b>	<b>14</b>	<b>51</b>	<b>9</b>	<b>8</b>	<b>3</b>	<b>4</b>	<b>200</b>
<b>Total FG%</b>	1st Half: 9-23, 39.1%		2nd Half: 9-22, 40.9%		<b>Game: 40.0%</b>						
<b>3-PT FG%</b>	1st Half: 5-10, 50.0%		2nd Half: 1-5, 20.0%		<b>Game: 40.0%</b>						
<b>FT %</b>	1st Half: 5-8, 62.5%		2nd Half: 4-8, 50.0%		<b>Game: 56.3%</b>						
<b>Deadball Rebounds:</b>	4										

SCORE BY PERIODS	1	2	F
Notre Dame	23	33	56
Pittsburgh	28	23	51

**OFFICIALS:** Ed Corbett, Michael Stephens, Tony Greene  
**TECHNICALS:** Notre Dame - None, Pittsburgh - None  
**ATTENDANCE:** 12,591

**Notes:** Notre Dame had been winless at the Peterson Events Center (0-5) prior to the victory in which it held Pittsburgh to its lowest point total of the season ... The Irish had not beaten the Panthers on their home floor since Jan. 12, 2002 ... Notre Dame snapped Pittsburgh's 20-game home win streak as the Panthers suffered just their 12 (11th against a BIG EAST team) loss in 157 games at the Peterson Events Center ... It was Notre Dame's third straight win over the Panthers and the first three-game win streak for the Irish against Pittsburgh in BIG EAST play ... This was the first game in which Notre Dame was outrebounded but still won the game ... Ben Hansbrough outsourced Pittsburgh 13-12 in the final 9:22 of the contest as he scored 15 of his game-high 19 points in the second half ... Carleton Scott netted double figures for the second straight game ... Scott Martin tallied double figures for the ninth time in 10 games ... This was the highest ranked team a Notre Dame squad under Mike Brey had beaten on the road in a true road game and matched the highest ranked opponent an Irish team had defeated in the Brey era ... Notre Dame's last win over a top-five team on the road had been against No. 2-ranked Connecticut in Hartford, Conn., (75-70) on Jan. 2, 2000.

<b>GAME #23</b>		<b>NOTRE DAME</b>		<b>76</b>
		<b>RUTGERS</b>		

February 6, 2011 • Notre Dame, Ind.  
Purcell Pavilion at the Joyce Center

Rutgers	FG-A	3FG-A	FTA	REB	PF	TP	A	TO	BK	ST	MIN
Jonathan Mitchell	9-14	5-8	1-1	1-6-7	2	24	3	0	0	1	30
Gilvydas Biruta	3-4	0-0	2-2	1-2-3	5	8	1	2	0	2	21
James Beatty	1-5	1-5	0-0	1-1-2	4	3	4	1	0	3	34
Dane Miller	5-13	0-0	1-2	1-4-5	2	11	2	1	1	0	28
Mike Coburn	4-13	0-5	1-3	1-1-2	2	9	5	1	0	2	34
Austin Carroll	1-1	1-1	1-2	0-0-0	2	4	1	1	0	1	8
Robert Lumpkins	2-4	0-1	0-0	0-1-1	2	4	0	0	0	0	18
Austin Johnson	0-2	0-0	0-0	1-2-3	4	0	0	0	0	0	6
Mike Poole	2-6	0-0	2-2	1-5-6	3	6	0	1	1	0	21
Team				2-0-2							
<b>Totals</b>	<b>27-62</b>	<b>7-20</b>	<b>8-12</b>	<b>9-22-31</b>	<b>26</b>	<b>69</b>	<b>16</b>	<b>7</b>	<b>2</b>	<b>9</b>	<b>200</b>
<b>Total FG%</b>	1st Half: 14-29, 48.3%		2nd Half: 13-33, 39.4%		<b>Game: 43.5%</b>						
<b>3-PT FG%</b>	1st Half: 3-7, 42.9%		2nd Half: 4-13, 30.8%		<b>Game: 35.0%</b>						
<b>FT %</b>	1st Half: 2-4, 50.0%		2nd Half: 6-8, 75.0%		<b>Game: 66.7%</b>						
<b>Deadball Rebounds:</b>	1										

Notre Dame	FG-A	3FG-A	FTA	REB	PF	TP	A	TO	BK	ST	MIN
Tyrone Nash	2-6	0-0	4-6	0-5-5	5	8	0	1	0	0	31
Tim Abramaitis	4-8	1-4	1-2	1-7-8	1	10	1	2	0	0	33
Carleton Scott	4-6	2-2	2-2	3-8-11	2	12	0	0	3	1	34
Scott Martin	3-6	0-1	8-9	1-1-2	2	14	3	1	0	0	34
Ben Hansbrough	6-15	2-8	11-13	1-5-6	0	25	5	4	0	1	39
Eric Atkins	2-4	0-0	1-2	0-2-2	3	5	6	1	0	2	23
Joey Brooks	0-0	0-0	0-0	0-0-0	0	0	0	0	0	0	2
Jack Cooley	1-2	0-0	0-0	0-1-1	0	2	0	0	1	0	4
Team				0-1-1							
<b>Totals</b>	<b>22-47</b>	<b>5-15</b>	<b>27-34</b>	<b>7-29-36</b>	<b>13</b>	<b>76</b>	<b>15</b>	<b>9</b>	<b>4</b>	<b>4</b>	<b>200</b>
<b>Total FG%</b>	1st Half: 14-27, 51.9%		2nd Half: 8-20, 40.0%		<b>Game: 46.8%</b>						
<b>3-PT FG%</b>	1st Half: 5-13, 38.5%		2nd Half: 0-2, 00.0%		<b>Game: 33.3%</b>						
<b>FT %</b>	1st Half: 4-4, 100.0%		2nd Half: 23-30, 76.7%		<b>Game: 79.4%</b>						
<b>Deadball Rebounds:</b>	3										

SCORE BY PERIODS	1	2	F
Rutgers	33	36	69
Notre Dame	37	39	76

**OFFICIALS:** Karl Hess, Joe Lindsay, James Breeding  
**TECHNICALS:** Rutgers - None, Notre Dame - None  
**ATTENDANCE:** 8,139

**Notes:** Notre Dame improved to 17-12 all-time against Rutgers as the Irish won their seventh straight against the Scarlet Knights at Purcell Pavilion ... Notre Dame's 19-4 start matches the best 23-game record for the Irish under Mike Brey ... The 8-3 BIG EAST record over 11 games is the best 11-game start since going 8-3 in 2007-08 ... Notre Dame won its fifth straight conference outing, marking the first five-game regular-season conference win streak since 2007-08 ... The Irish had four players in double figures for the ninth time this season ... Ben Hansbrough netted 20-plus points for the third time in four games and the ninth time overall during the 2010-11 campaign ... Carleton Scott notched his fifth double-double of the season ... Scott Martin scored in double figures for the fifth straight game ... Notre Dame improved to 14-0 at home this season and has won 16 straight games at Purcell Pavilion dating back to last season.

<b>GAME #22</b>		<b>NOTRE DAME</b>		<b>83</b>
		<b>DEPAUL</b>		

February 3, 2011 • Rosemont, Ill.  
Allstate Arena


Notre Dame	FG-A	3FG-A	FTA	REB	PF	TP	A	TO	BK	ST	MIN
Tyrone Nash	3-6	1-1	3-4	5-3-8	1	10	4	3	0	1	32
Tim Abramaitis	4-9	1-3	4-4	2-2-4	3	13	1	2	0	3	29
Carleton Scott	3-10	0-5	2-2	1-4-5	2	8	3	2	2	0	32
Scott Martin	6-10	1-2	2-2	1-6-7	2	15	1	0	0	2	30
Ben Hansbrough	7-12	5-8	5-9	1-2-3	1	24	3	1	0	1	34
Eric Atkins	2-3	1-2	1-1	1-1-2	0	6	3	0	0	0	21
Tom Kopko	0-0	0-0	0-0	0-0-0	0	0	1	0	0	0	1
Alex Dragicevich	0-0	0-0	0-0	0-1-1	0	0	0	0	0	0	3
Tom Knight	1-1	0-0	0-0	0-0-0	0	2	0	0	0	0	2
Joey Brooks	0-0	0-0	2-2	0-0-0	0	2	0	0	0	0	9
Jack Cooley	1-2	0-0	1-2	0-1-1	3	3	1	0	0	0	7
Team				2-2-4							
<b>Totals</b>	<b>27-53</b>	<b>9-21</b>	<b>20-26</b>	<b>13-22-35</b>	<b>12</b>	<b>83</b>	<b>17</b>	<b>9</b>	<b>2</b>	<b>7</b>	<b>200</b>
<b>Total FG%</b>	1st Half: 13-28, 46.4%		2nd Half: 14-25, 56.0%		<b>Game: 50.9%</b>						
<b>3-PT FG%</b>	1st Half: 5-12, 41.7%		2nd Half: 4-9, 44.4%		<b>Game: 42.9%</b>						
<b>FT %</b>	1st Half: 6-10, 60.0%		2nd Half: 14-16, 87.5%		<b>Game: 76.9%</b>						
<b>Deadball Rebounds:</b>	1										

DePaul	FG-A	3FG-A	FTA	REB	PF	TP	A	TO	BK	ST	MIN
Cleveland Melvin	2-9	0-0	0-0	5-5-10	2	4	0	3	1	1	29
Krys Faber	2-7	0-0	2-2	3-3-6	5	6	0	2	1	0	22
Jeremiah Kelly	2-6	2-6	0-0	1-1-2	4	6	1	1	0	2	25
Brandon Young	5-14	2-8	4-4	1-1-2	1	16	4	5	0	0	33
Jimmy Drew	2-6	0-0	1-2-3	1	6	0	2	0	0	24	
Michael Bizoukas	1-2	1-1	0-0	0-0-0	2	3	3	1	0	1	18
Mario Stula	0-0	0-0	0-0	0-0-0	0	0	0	0	0	0	2
Moses Morgan	3-6	2-4	2-2	0-3-3	2	10	1	2	2	0	21
Tony Freeland	2-4	0-0	3-6	3-2-5	4	7	2	1	0	0	25
Edmund McGhee	0-0	0-0	0-2	2-0-2	1	0	0	0	0	0	1
Team				1-2-3							
<b>Totals</b>	<b>19-54</b>	<b>9-25</b>	<b>11-16</b>	<b>17-19-36</b>	<b>22</b>	<b>58</b>	<b>11</b>	<b>18</b>	<b>4</b>	<b>4</b>	<b>200</b>
<b>Total FG%</b>	1st Half: 8-25, 32.0%		2nd Half: 11-29, 37.9%		<b>Game: 35.2%</b>						
<b>3-PT FG%</b>	1st Half: 3-12, 25.0%		2nd Half: 6-13, 46.2%		<b>Game: 36.0%</b>						
<b>FT %</b>	1st Half: 5-6, 83.3%		2nd Half: 6-10, 60.0%		<b>Game: 68.8%</b>						
<b>Deadball Rebounds:</b>	4										

SCORE BY PERIODS	1	2	F
Notre Dame	37	46	83
DePaul	24	34	58

**OFFICIALS:** Ed Corbett, Tim Higgins, Sean Corbin  
**TECHNICALS:** Notre Dame - None, DePaul - None  
**ATTENDANCE:** 10,982

**Notes:** This was the 101st meeting between the two schools ... With the victory, Notre Dame won its sixth straight in the series ... It's the longest win streak for an Irish team against DePaul since a nine-game win streak from 1968-7

<b>GAME #25</b>		<b>NOTRE DAME</b>	<b>78</b>
		<b>USF</b>	<b>55</b>

February 12, 2011 • Tampa, Fla.  
Sun Dome

Notre Dame	FG-A	3FG-A	FTA	REB	PF	TP	A	TO	BK	ST	MIN
Tyrone Nash	5-6	0-0	0-0	1-5-6	0	10	2	1	1	0	29
Tim Abromaitis	5-8	2-3	0-0	0-3-3	2	12	1	2	1	2	28
Carleton Scott	5-11	2-5	1-1	0-11-11	4	13	3	2	1	1	33
Scott Martin	4-6	2-3	0-0	0-7-7	0	10	2	2	3	1	30
Ben Hansbrough	5-10	0-2	2-3	0-2-2	2	12	8	2	0	2	27
Eric Atkins	0-4	0-1	0-0	0-0-0	0	0	7	1	0	1	17
Tom Kopko	0-1	0-1	0-0	0-0-0	0	0	0	0	0	0	1
Alex Dragicevich	1-2	1-2	0-0	0-0-0	0	3	0	1	0	0	5
Tom Knight	0-2	0-0	0-0	0-0-0	0	0	0	0	0	0	5
Joey Brooks	9-10	0-0	0-2	0-0-0	1	0	0	1	0	0	9
Jack Cooley	1-1	0-0	0-1	6-2-8	1	18	0	0	1	1	16
Team			2-3								
<b>Totals</b>	<b>34-61</b>	<b>7-17</b>	<b>3-7</b>	<b>9-31-40</b>	<b>10</b>	<b>78</b>	<b>23</b>	<b>13</b>	<b>8</b>	<b>8</b>	<b>200</b>
<b>Total FG%</b>	<b>1st Half: 18-27, 66.7%</b>			<b>2nd Half: 16-34, 47.1%</b>				<b>Game: 55.7%</b>			
<b>3-PT FG%</b>	<b>1st Half: 4-7, 57.1%</b>			<b>2nd Half: 3-10, 30.0%</b>				<b>Game: 41.2%</b>			
<b>FT %</b>	<b>1st Half: 1-4, 25.0%</b>			<b>2nd Half: 2-3, 66.7%</b>				<b>Game: 42.9%</b>			

Deadball Rebounds: 2

USF	FG-A	3FG-A	FTA	REB	PF	TP	A	TO	BK	ST	MIN
Ron Anderson Jr.	3-7	0-0	0-0	6-5-11	3	6	1	0	0	0	22
Augustus Gilchrist	1-10	0-2	1-4	2-1-3	3	3	1	3	0	2	25
Toarlyn Fitzpatrick	2-7	0-2	0-0	5-4-9	0	4	0	2	1	0	22
Hugh Robertson	2-8	0-1	1-1	0-1-1	0	5	0	1	1	1	30
Anthony Crater	0-5	0-2	0-0	0-2-2	1	0	0	2	0	1	22
LaVonte Darity	1-3	0-1	0-0	0-0-0	2	2	4	3	0	0	17
Jawanza Poland	1-6	1-4	0-0	0-1-1	0	3	2	1	0	1	18
Shedrick Haynes	0-1	0-0	0-0	0-0-0	0	0	0	0	0	0	1
Shaun Noriega	7-12	6-10	3-4	0-3-3	0	23	0	0	0	2	28
Mike Burwell	1-2	0-0	0-0	1-0-1	0	2	0	0	0	0	1
Jarrid Famous	3-8	0-0	1-2	3-3-6	0	7	0	2	1	0	14
Team			4-0-4								
<b>Totals</b>	<b>21-69</b>	<b>7-22</b>	<b>6-11</b>	<b>21-20-41</b>	<b>9</b>	<b>55</b>	<b>8</b>	<b>14</b>	<b>3</b>	<b>7</b>	<b>200</b>
<b>Total FG%</b>	<b>1st Half: 6-30, 20.0%</b>			<b>2nd Half: 15-39, 38.5%</b>				<b>Game: 30.4%</b>			
<b>3-PT FG%</b>	<b>1st Half: 1-7, 14.3%</b>			<b>2nd Half: 6-15, 40.0%</b>				<b>Game: 31.8%</b>			
<b>FT %</b>	<b>1st Half: 4-6, 66.7%</b>			<b>2nd Half: 2-5, 40.0%</b>				<b>Game: 54.5%</b>			

Deadball Rebounds: 1

SCORE BY PERIODS

Notre Dame	1	2	F
USF	17	38	55

OFFICIALS: Ed Corbett, Mike Roberts, Gene Streratore  
TECHNICALS: Notre Dame - None, USF - None  
ATTENDANCE: 6,104

**Notes:** Notre Dame reached the 10-win win mark for the second straight season and the seventh time in 11 years ... With their fifth consecutive win against USF, the Irish improved to 7-1 all-time in the series ... Notre Dame's 21-4 record signifies the best 25-game start under Mike Brey and it marked the first time since the 1980-81 campaign that Irish won 21 of their first 25 games ... The Irish extended their current win streak to seven games in conference play and matches the second-longest BIG EAST regular season win streak in program history ... For the first time in program history, in a BIG EAST game, the Irish placed six players in double figures ... Jack Cooley made a career-high 15 consecutive baskets before his miss on his final attempt against the Bulls ... He made his final field goal attempts against Rutgers, hit all five attempts against Louisville and then made his first nine attempts against USF ... His 18 points were a career high and it marked his fourth double-figure scoring effort of the season and the second straight game that he has reached double figures ... Carleton Scott recorded his sixth double-double of the season and ninth of his career ... Eric Atkins tied his career-high with seven assists ... The Irish shot a season-high 55.7 percent in a BIG EAST game ... Notre Dame's 34 field goals made were a season high in a conference game ... The Irish shot 66.7% (18-27) from the field in the first half. That was the best shooting percentage in a half for the Irish this season ... Notre Dame matched a season-high with eight blocked shots.

<b>GAME #26</b>		<b>NOTRE DAME</b>	<b>58</b>
		<b>WEST VIRGINIA</b>	<b>72</b>

February 19, 2011 • Morgantown, W.Va.  
WVU Coliseum

Notre Dame	FG-A	3FG-A	FTA	REB	PF	TP	A	TO	BK	ST	MIN
Tyrone Nash	4-5	0-0	2-5	4-0-4	0	10	2	4	0	0	23
Tim Abromaitis	2-9	1-5	4-6	1-3-4	5	9	2	0	1	0	34
Carleton Scott	4-11	3-7	0-0	3-8-11	2	11	1	3	2	1	39
Scott Martin	4-11	1-6	0-0	4-2-6	4	9	0	2	0	0	32
Ben Hansbrough	7-18	3-7	2-2	2-5-7	5	19	2	0	0	2	38
Eric Atkins	0-2	0-0	0-0	0-1-1	3	0	3	1	0	0	21
Alex Dragicevich	0-2	0-2	0-0	0-0-0	0	0	0	0	0	0	2
Joey Brooks	0-0	0-0	0-0	0-1-1	0	0	0	0	0	0	2
Jack Cooley	0-2	0-0	0-0	0-3-3	1	0	1	0	0	0	9
Team			2-0-2								
<b>Totals</b>	<b>21-60</b>	<b>8-27</b>	<b>8-13</b>	<b>16-23-39</b>	<b>21</b>	<b>58</b>	<b>11</b>	<b>10</b>	<b>3</b>	<b>3</b>	<b>200</b>
<b>Total FG%</b>	<b>1st Half: 11-31, 35.5%</b>			<b>2nd Half: 10-29, 34.5%</b>				<b>Game: 35.0%</b>			
<b>3-PT FG%</b>	<b>1st Half: 3-13, 23.1%</b>			<b>2nd Half: 5-14, 35.7%</b>				<b>Game: 29.6%</b>			
<b>FT %</b>	<b>1st Half: 2-5, 40.0%</b>			<b>2nd Half: 6-8, 75.0%</b>				<b>Game: 61.5%</b>			

Deadball Rebounds: 1

West Virginia	FG-A	3FG-A	FTA	REB	PF	TP	A	TO	BK	ST	MIN
Cam Thoroughman	1-3	0-0	2-2	0-1-1	3	4	0	1	2	0	27
Kevin Jones	4-11	2-4	4-4	4-6-10	2	14	3	0	0	1	40
John Flowers	2-5	0-1	1-2	4-6-10	4	5	0	0	2	2	29
Joe Mazzulla	6-10	1-2	3-7	0-5-5	1	16	7	1	0	0	40
Darryl Bryant	5-11	4-7	10-12	0-2-2	1	24	0	0	0	1	28
Casey Mitchell	1-4	0-2	0-0	0-1-1	0	2	0	0	0	0	9
Jonnie West	1-2	1-2	0-0	0-0-0	0	3	0	0	0	0	5
Deniz Kilicli	1-3	0-0	0-0	0-5-5	2	2	1	1	1	0	12
Dalton Pepper	1-5	0-2	0-0	1-0-1	0	2	0	1	0	1	10
Team			3-0-3								
<b>Totals</b>	<b>22-54</b>	<b>8-20</b>	<b>20-27</b>	<b>12-26-38</b>	<b>14</b>	<b>72</b>	<b>11</b>	<b>5</b>	<b>5</b>	<b>5</b>	<b>200</b>
<b>Total FG%</b>	<b>1st Half: 8-28, 28.6%</b>			<b>2nd Half: 14-26, 53.8%</b>				<b>Game: 40.7%</b>			
<b>3-PT FG%</b>	<b>1st Half: 2-9, 22.2%</b>			<b>2nd Half: 6-11, 54.5%</b>				<b>Game: 40.0%</b>			
<b>FT %</b>	<b>1st Half: 8-10, 80.0%</b>			<b>2nd Half: 12-17, 70.6%</b>				<b>Game: 74.1%</b>			

Deadball Rebounds: 4,1

SCORE BY PERIODS

Notre Dame	1	2	F
West Virginia	27	31	58
West Virginia	26	46	72

OFFICIALS: Ed Corbett, Tim Higgins, Sean Corbin  
TECHNICALS: Notre Dame - TEAM, St. John's - TEAM  
ATTENDANCE: 12,298

**Notes:** This was the 37th meeting between the two teams ... The Irish are 8-8 all-time in games played at West Virginia ... Notre Dame extended its consecutive games mark with at least one three-pointer to 400 ... The Irish lost for the first time this season when leading at the half (17-1) ... It marked the first time this season that the Irish did not receive any points from the bench ... Notre Dame's seven-game BIG EAST win streak (which matched the second-longest in program history) ... Ben Hansbrough recorded his ninth straight double-figure outing ... Carleton Scott registered his seventh double-double of the season and 10th of his career ... Tyrone Nash reached double figures for the 13th time and 27th time in his career.

<b>GAME #27</b>		<b>NOTRE DAME</b>	<b>94</b>
		<b>PROVIDENCE</b>	<b>93</b>

February 23, 2011 • Providence, R.I.  
Dunkin' Donuts Center

Notre Dame	FG-A	3FG-A	FTA	REB	PF	TP	A	TO	BK	ST	MIN
Tyrone Nash	4-8	0-1	5-9	4-4-8	2	13	7	1	1	0	39
Tim Abromaitis	11-16	4-7	2-4	2-3-5	0	28	1	1	0	2	32
Carleton Scott	2-10	0-5	2-2	4-6-10	2	6	5	2	3	0	32
Scott Martin	4-8	2-4	0-0	0-5-5	3	10	1	3	0	1	33
Ben Hansbrough	10-13	3-5	9-11	0-1-1	3	32	4	2	0	0	39
Eric Atkins	0-0	0-0	3-4	0-1-1	2	3	0	1	0	0	17
Joey Brooks	0-0	0-0	0-0	0-0-0	0	0	0	0	0	0	0+
Jack Cooley	1-2	0-0	0-0	1-1-2	0	2	2	0	0	0	8
Team			1-0-1								
<b>Totals</b>	<b>32-57</b>	<b>9-22</b>	<b>21-30</b>	<b>12-21-33</b>	<b>12</b>	<b>94</b>	<b>20</b>	<b>10</b>	<b>4</b>	<b>3</b>	<b>200</b>
<b>Total FG%</b>	<b>1st Half: 18-31, 58.1%</b>			<b>2nd Half: 14-26, 53.8%</b>				<b>Game: 56.1%</b>			
<b>3-PT FG%</b>	<b>1st Half: 8-16, 50.0%</b>			<b>2nd Half: 1-6, 16.7%</b>				<b>Game: 40.9%</b>			
<b>FT %</b>	<b>1st Half: 4-6, 66.7%</b>			<b>2nd Half: 17-24, 70.8%</b>				<b>Game: 70.0%</b>			

Deadball Rebounds: 5

Providence	FG-A	3FG-A	FTA	REB	PF	TP	A	TO	BK	ST	MIN
Marshon Brooks	20-28	6-10	6-10	2-3-5	4	52	4	1	0	1	40
Kadeem Batts	1-6	0-0	2-4	5-2-7	4	4	4	1	0	0	27
Duke Mondy	3-9	2-6	0-0	2-3-5	4	8	0	0	0	2	29
Gerard Coleman	6-10	0-1	0-0	1-1-2	2	12	1	1	0	1	35
Vincent Council	5-10	3-4	0-0	0-5-5	4	13	6	0	1	2	40
Dre Evans	0-0	0-0	0-0	0-0-0	1	0	0	0	0	0	2
Ron Giplay	0-0	0-0	0-0	0-0-0	1	0	0	0	0	0	3
Bryce Cotton	0-1	0-0	0-0	1-0-1	0	0	0	0	0	0	7
Bilal Dixon	2-4	0-0	0-0	1-1-2	2	4	0	1	0	0	12
Ray Hall	0-0	0-0	0-0	0-0-0	0	0	0	0	0	0	5
Team			0-1-1								
<b>Totals</b>	<b>37-68</b>	<b>11-21</b>	<b>8-14</b>	<b>12-16-28</b>	<b>22</b>	<b>93</b>	<b>15</b>	<b>4</b>	<b>1</b>	<b>6</b>	<b>200</b>
<b>Total FG%</b>	<b>1st Half: 17-35, 48.6%</b>			<b>2nd Half: 20-33, 60.6%</b>				<b>Game: 54.4%</b>			
<b>3-PT FG%</b>	<b>1st Half: 4-9, 44.4%</b>			<b>2nd Half: 7-12, 58.3%</b>				<b>Game: 52.4%</b>			
<b>FT %</b>	<b>1st Half: 0-2, 00.0%</b>			<b>2nd Half: 8-12, 66.7%</b>				<b>Game: 57.1%</b>			

Deadball Rebounds: 4,1

SCORE BY PERIODS

Notre Dame	1	2	F
Providence	48	46	94
Providence	38	55	93

OFFICIALS: Tim Higgins, Mike Eades, Brian O'Connell  
TECHNICALS: Notre Dame - None, Providence - None  
ATTENDANCE: 11,185

**Notes:** Notre Dame won its eighth straight over the Friars to improve to 15-9 all-time in the series ... The Irish have won six straight at the Dunkin' Donuts Center ... Notre Dame's 22-5 record signifies the best 27-game start under Mike Brey ... The Irish registered their 11th BIG EAST win for the fourth time in 11 seasons ... Notre Dame eclipsed the 90-point mark for the fifth time this season and first in BIG EAST play ... Ben Hansbrough's 32 points were a career high and also marked the first 30-plus point outing of his career ... His 10 field goals were a career best ... It marked the 11th time this season with 20-plus points ... Tim Abromaitis' 28 points were a season high and the ninth 20-plus point outing of the season ... Tyrone Nash scored in double figures for the 14th time, while Scott Martin reached double digits for the 16th time ... Notre Dame dished off 20 or more assists for the eighth time ... Carleton Scott grabbed 10-plus rebounds for the eighth time ... Marshon Brooks' 52 points were the most ever scored by an opponent against the Irish ... Notre Dame registered its 43rd BIG EAST regular-season win to tie the school mark for wins over a four-year period.

2010-11 Notre Dame Men's Basketball  
 Notre Dame Combined Team Statistics (as of Feb 23, 2011)  
 All games

RECORD:	OVERALL	HOME	AWAY	NEUTRAL
ALL GAMES	22-5	15-0	4-4	3-1
CONFERENCE	11-4	7-0	4-4	0-0
NON-CONFERENCE	11-1	8-0	0-0	3-1

#	Player	gp-gs	min	avg	Total		3-Point		F-Throw		Rebounds				pf	dq	a	to	blk	stl	pts	avg
					fg-fga	fg%	3fg-fga	3fg%	ft-fta	ft%	off	def	tot	avg								
23	HANSBROUGH, Ben	27-27	945	35.0	151-318	.475	64-152	.421	118-145	.814	22	80	102	3.8	70	1	109	60	1	33	484	17.9
21	ABROMAITIS, Tim	27-27	909	33.7	126-280	.450	53-132	.402	89-112	.795	37	131	168	6.2	52	1	46	45	14	24	394	14.6
34	SCOTT, Carleton	23-22	687	29.9	91-194	.469	36-96	.375	47-53	.887	34	132	166	7.2	55	1	51	31	42	15	265	11.5
14	MARTIN, Scott	26-26	787	30.3	92-216	.426	27-81	.333	50-75	.667	29	102	131	5.0	53	0	46	41	8	10	261	10.0
01	NASH, Tyrone	27-27	778	28.8	79-162	.488	1-2	.500	104-153	.680	66	91	157	5.8	61	3	73	47	16	9	263	9.7
00	ATKINS, Eric	27-6	720	26.7	52-122	.426	19-52	.365	45-63	.714	13	42	55	2.0	46	0	97	32	1	20	168	6.2
45	COOLEY, Jack	27-0	284	10.5	48-73	.658	0-0	.000	15-26	.577	39	41	80	3.0	40	0	10	8	14	6	111	4.1
12	DRAGICEVICH, Alex	11-0	54	4.9	5-17	.294	2-10	.200	8-10	.800	3	5	8	0.7	1	0	2	2	0	0	20	1.8
33	BROGHAMMER, Mike	10-0	52	5.2	8-20	.400	0-0	.000	2-6	.333	6	4	10	1.0	8	0	1	2	2	0	18	1.8
32	BROOKS, Joey	23-0	193	8.4	11-30	.367	1-11	.091	15-35	.429	6	22	28	1.2	19	0	10	15	0	9	38	1.7
25	KNIGHT, Tom	11-0	46	4.2	8-18	.444	0-0	.000	2-2	1.000	7	7	14	1.3	1	0	2	1	2	0	18	1.6
05	KOPKO, Tom	9-0	20	2.2	1-7	.143	1-5	.200	0-0	.000	2	0	2	0.2	0	0	3	0	0	0	3	0.3
Team											39	42	81		2		8					
Total.....		27	5475		672-1457	.461	204-541	.377	495-680	.728	303	699	1002	37.1	408	6	450	292	100	126	2043	75.7
Opponents.....		27	5475		652-1579	.413	186-517	.360	289-408	.708	290	582	872	32.3	565	-	371	288	88	144	1779	65.9

TEAM STATISTICS	ND	OPP	Date	Opponent	Score	Att.
SCORING	2043	1779	11-12-10	GEORGIA SOUTHERN	w 98-61	8165
Points per game	75.7	65.9	11-14-10	LIBERTY	w 72-51	6478
Scoring margin	+9.8	-	11-17-10	CHICAGO STATE	w 102-62	6252
FIELD GOALS-ATT	672-1457	652-1579	11-22-10	MAINE	w 97-72	6303
Field goal pct	.461	.413	^ 11-25-10	vs Georgia	wo2 89-83	2973
3 POINT FG-ATT	204-541	186-517	^ 11-26-10	vs California	w 57-44	2932
3-point FG pct	.377	.360	^ 11-28-10	vs Wisconsin	w 58-51	3428
3-pt FG made per game	7.6	6.9	11-30-10	INDIANA STATE	w 81-72	7080
FREE THROWS-ATT	495-680	289-408	@ 12-8-10	vs Kentucky	L 58-72	17404
Free throw pct	.728	.708	12-11-10	GONZAGA	w 83-79	8570
F-Throws made per game	18.3	10.7	12-19-10	STONY BROOK	w 88-62	6211
REBOUNDS	1002	872	12-22-10	UMBC	w 93-53	6265
Rebounds per game	37.1	32.3	* 12-29-10	GEORGETOWN	w 69-55	9149
Rebounding margin	+4.8	-	* 1-1-11	at Syracuse	L 58-70	23058
ASSISTS	450	371	* 1-4-11	CONNECTICUT	w 73-70	7291
Assists per game	16.7	13.7	* 1-8-11	ST. JOHN'S	w 76-61	8032
TURNOVERS	292	288	* 1-10-11	at Marquette	L 57-79	16951
Turnovers per game	10.8	10.7	* 1-16-11	at ST. JOHN'S	L 54-72	8550
Turnover margin	-0.1	-	* 1-19-11	CINCINNATI	w 66-58	8309
Assist/turnover ratio	1.5	1.3	* 1-22-11	MARQUETTE	w 80-75	9149
STEALS	126	144	* 1-24-11	at PITT	w 56-51	12591
Steals per game	4.7	5.3	* 2-3-11	at DePaul	w 83-58	10982
BLOCKS	100	88	* 2-6-11	RUTGERS	w 76-69	8139
Blocks per game	3.7	3.3	* 2-9-11	LOUISVILLE	wot 89-79	8659
ATTENDANCE	114052	128456	* 2-12-11	at USF	w 78-55	6104
Home games-Avg/Game	15-7603	8-12715	* 2-19-11	at West Virginia	L 58-72	12298
Neutral site-Avg/Game	-	4-6684	* 2-23-11	at Providence College	w 94-93	11185

Score by Periods	1st	2nd	OT	OT2	Totals
Notre Dame	1003	998	22	20	2043
Opponents	786	967	12	14	1779

\* = Conference game  
 ^ = Old Spice Classic (Orlando, Fla.)  
 @ = SEC/BIG EAST Invitational (Louisville, Ky.)

2010-11 Notre Dame Men's Basketball  
 Notre Dame Season Box Score (as of Feb 23, 2011)  
 All games

RECORD:	OVERALL	HOME	AWAY	NEUTRAL
ALL GAMES	22-5	15-0	4-4	3-1
CONFERENCE	11-4	7-0	4-4	0-0
NON-CONFERENCE	11-1	8-0	0-0	3-1

##	Player	gp-gs	min	avg	Total		3-Point		F-Throw		Rebounds				pf	dq	a	to	blk	stl	pts	avg
					fg-fga	fg%	3fg-fga	3fg%	ft-fa	ft%	off	def	tot	avg								
23	HANSBROUGH, Ben	27-27	945	35.0	151-318	.475	64-152	.421	118-145	.814	22	80	102	3.8	70	1	109	60	1	33	484	17.9
21	ABROMAITIS, Tim	27-27	909	33.7	126-280	.450	53-132	.402	89-112	.795	37	131	168	6.2	52	1	46	45	14	24	394	14.6
34	SCOTT, Carleton	23-22	687	29.9	91-194	.469	36-96	.375	47-53	.887	34	132	166	7.2	55	1	51	31	42	15	265	11.5
14	MARTIN, Scott	26-26	787	30.3	92-216	.426	27-81	.333	50-75	.667	29	102	131	5.0	53	0	46	41	8	10	261	10.0
01	NASH, Tyrone	27-27	778	28.8	79-162	.488	1-2	.500	104-153	.680	66	91	157	5.8	61	3	73	47	16	9	263	9.7
00	ATKINS, Eric	27-6	720	26.7	52-122	.426	19-52	.365	45-63	.714	13	42	55	2.0	46	0	97	32	1	20	168	6.2
45	COOLEY, Jack	27-0	284	10.5	48-73	.658	0-0	.000	15-26	.577	39	41	80	3.0	40	0	10	8	14	6	111	4.1
12	DRAGICEVICH, Alex	11-0	54	4.9	5-17	.294	2-10	.200	8-10	.800	3	5	8	0.7	1	0	2	2	0	0	20	1.8
33	BROGHAMMER, Mike	10-0	52	5.2	8-20	.400	0-0	.000	2-6	.333	6	4	10	1.0	8	0	1	2	2	0	18	1.8
32	BROOKS, Joey	23-0	193	8.4	11-30	.367	1-11	.091	15-35	.429	6	22	28	1.2	19	0	10	15	0	9	38	1.7
25	KNIGHT, Tom	11-0	46	4.2	8-18	.444	0-0	.000	2-2	1.000	7	7	14	1.3	1	0	2	1	2	0	18	1.6
05	KOPKO, Tom	9-0	20	2.2	1-7	.143	1-5	.200	0-0	.000	2	0	2	0.2	0	0	3	0	0	0	3	0.3
Team											39	42	81		2		8					
Total.....		27	5475		672-1457	.461	204-541	.377	495-680	.728	303	699	1002	37.1	408	6	450	292	100	126	2043	75.7
Opponents.....		27	5475		652-1579	.413	186-517	.360	289-408	.708	290	582	872	32.3	565	-	371	288	88	144	1779	65.9

Score by Periods	1st	2nd	OT	OT2	Totals
Notre Dame	1003	998	22	20	2043
Opponents	786	967	12	14	1779



2010-11 Notre Dame Men's Basketball  
 Notre Dame Combined Team Statistics (as of Feb 23, 2011)  
 Conference games

RECORD:	OVERALL	HOME	AWAY	NEUTRAL
ALL GAMES	11-4	7-0	4-4	0-0
CONFERENCE	11-4	7-0	4-4	0-0
NON-CONFERENCE	0-0	0-0	0-0	0-0

##	Player	gp-gs	min	avg	Total		3-Point		F-Throw		Rebounds				pf	dq	a	to	blk	stl	pts	avg
					fg-fga	fg%	3fg-fga	3fg%	ft-fa	ft%	off	def	tot	avg								
23	HANSBROUGH, Ben	15-15	556	37.1	95-196	.485	32-86	.372	78-92	.848	12	49	61	4.1	40	1	61	33	1	22	300	20.0
21	ABROMAITIS, Tim	15-15	517	34.5	68-143	.476	29-63	.460	36-49	.735	19	59	78	5.2	35	1	17	29	5	15	201	13.4
14	MARTIN, Scott	15-15	496	33.1	54-135	.400	16-49	.327	31-46	.674	16	65	81	5.4	33	0	28	28	6	7	155	10.3
34	SCOTT, Carleton	11-10	349	31.7	37-91	.407	17-44	.386	21-23	.913	19	65	84	7.6	26	0	21	15	19	9	112	10.2
01	NASH, Tyrone	15-15	445	29.7	48-91	.527	1-2	.500	44-71	.620	39	46	85	5.7	39	3	38	27	11	3	141	9.4
00	ATKINS, Eric	15-5	391	26.1	24-56	.429	9-24	.375	25-33	.758	4	11	15	1.0	29	0	55	18	0	17	82	5.5
45	COOLEY, Jack	15-0	150	10.0	24-37	.649	0-0	.000	4-9	.444	18	21	39	2.6	20	0	4	3	7	3	52	3.5
12	DRAGICEVICH, Alex	5-0	17	3.4	2-7	.286	1-6	.167	1-2	.500	0	1	1	0.2	0	0	1	2	0	0	6	1.2
32	BROOKS, Joey	12-0	86	7.2	2-6	.333	0-2	.000	10-23	.435	1	8	9	0.8	9	0	0	5	0	4	14	1.2
33	BROGHAMMER, Mike	3-0	5	1.7	1-1	1.000	0-0	.000	0-0	.000	0	0	0	0.0	0	0	0	0	1	0	2	0.7
25	KNIGHT, Tom	5-0	10	2.0	1-3	.333	0-0	.000	0-0	.000	1	0	1	0.2	0	0	0	0	0	0	2	0.4
05	KOPKO, Tom	3-0	3	1.0	0-1	.000	0-1	.000	0-0	.000	0	0	0	0.0	0	0	1	0	0	0	0	0.0
Team											22	20	42		2		7					
Total.....		15	3025		356-767	.464	105-277	.379	250-348	.718	151	345	496	33.1	233	5	226	167	50	80	1067	71.1
Opponents.....		15	3025		369-851	.434	108-274	.394	171-237	.722	173	315	488	32.5	295	-	203	162	52	84	1017	67.8

TEAM STATISTICS	ND	OPP	Date	Opponent	Score	Att.
SCORING	1067	1017	* 12-29-10	GEORGETOWN	w 69-55	9149
Points per game	71.1	67.8	* 1-1-11	at Syracuse	L 58-70	23058
Scoring margin	+3.3	-	* 1-4-11	CONNECTICUT	w 73-70	7291
FIELD GOALS-ATT	356-767	369-851	* 1-8-11	ST. JOHN'S	w 76-61	8032
Field goal pct	.464	.434	* 1-10-11	at Marquette	L 57-79	16951
3 POINT FG-ATT	105-277	108-274	* 1-16-11	at ST. JOHN'S	L 54-72	8550
3-point FG pct	.379	.394	* 1-19-11	CINCINNATI	w 66-58	8309
3-pt FG made per game	7.0	7.2	* 1-22-11	MARQUETTE	w 80-75	9149
FREE THROWS-ATT	250-348	171-237	* 1-24-11	at PITT	w 56-51	12591
Free throw pct	.718	.722	* 2-3-11	at DePaul	w 83-58	10982
F-Throws made per game	16.7	11.4	* 2-6-11	RUTGERS	w 76-69	8139
REBOUNDS	496	488	* 2-9-11	LOUISVILLE	wot 89-79	8659
Rebounds per game	33.1	32.5	* 2-12-11	at USF	w 78-55	6104
Rebounding margin	+0.5	-	* 2-19-11	at West Virginia	L 58-72	12298
ASSISTS	226	203	* 2-23-11	at Providence College	w 94-93	11185
Assists per game	15.1	13.5				
TURNOVERS	167	162				
Turnovers per game	11.1	10.8				
Turnover margin	-0.3	-				
Assist/turnover ratio	1.4	1.3				
STEALS	80	84				
Steals per game	5.3	5.6				
BLOCKS	50	52				
Blocks per game	3.3	3.5				
ATTENDANCE	58728	101719				
Home games-Avg/Game	7-8390	8-12715				
Neutral site-Avg/Game	-	0-0				

\* = Conference game  
 ^ = Old Spice Classic (Orlando, Fla.)  
 @ = SEC/BIG EAST Invitational (Louisville, Ky.)

Score by Periods	1st	2nd	OT	Totals
Notre Dame	518	534	15	1067
Opponents	448	564	5	1017

2010-11 Notre Dame Men's Basketball  
 Notre Dame Season Schedule/Results & Leaders (as of Feb 23, 2011)  
 All games

RECORD:	OVERALL	HOME	AWAY	NEUTRAL
ALL GAMES	22-5	15-0	4-4	3-1
CONFERENCE	11-4	7-0	4-4	0-0
NON-CONFERENCE	11-1	8-0	0-0	3-1

Date	Opponent	Score	Att.	High Points	High Rebounds
11-12-10	GEORGIA SOUTHERN	w 98-61	8165	(20)HANSBROUGH, Ben	(7)SCOTT, Carleton
11-14-10	LIBERTY	w 72-51	6478	(19)HANSBROUGH, Ben	(9)NASH, Tyrone
11-17-10	CHICAGO STATE	w 102-62	6252	(22)HANSBROUGH, Ben	(11)SCOTT, Carleton
11-22-10	MAINE	w 97-72	6303	(26)ABROMAITIS, Tim	(11)NASH, Tyrone
11-25-10	^vs Georgia	Wo2 89-83	2973	(25)ABROMAITIS, Tim	(11)SCOTT, Carleton
11-26-10	^vs California	w 57-44	2932	(16)SCOTT, Carleton	(11)ABROMAITIS, Tim
11-28-10	^vs Wisconsin	w 58-51	3428	(12)SCOTT, Carleton (12)ATKINS, Eric	(9)ABROMAITIS, Tim
11-30-10	INDIANA STATE	w 81-72	7080	(24)HANSBROUGH, Ben	(8)SCOTT, Carleton
12-8-10	@vs Kentucky	58-72 L	17404	(21)HANSBROUGH, Ben	(8)SCOTT, Carleton (8)ABROMAITIS, Tim
12-11-10	GONZAGA	w 83-79	8570	(23)SCOTT, Carleton	(8)ABROMAITIS, Tim
12-19-10	STONY BROOK	w 88-62	6211	(22)ABROMAITIS, Tim	(8)ABROMAITIS, Tim
12-22-10	UMBC	w 93-53	6265	(21)ABROMAITIS, Tim	(11)ABROMAITIS, Tim
12-29-10	*GEORGETOWN	w 69-55	9149	(20)ABROMAITIS, Tim	(10)NASH, Tyrone
1-1-11	*at Syracuse	58-70 L	23058	(15)ABROMAITIS, Tim	(7)ABROMAITIS, Tim (7)MARTIN, Scott
1-4-11	*CONNECTICUT	w 73-70	7291	(21)HANSBROUGH, Ben	(7)NASH, Tyrone (7)ABROMAITIS, Tim
1-8-11	*ST. JOHN'S	w 76-61	8032	(26)HANSBROUGH, Ben	(9)ABROMAITIS, Tim
1-10-11	*at Marquette	57-79 L	16951	(15)ATKINS, Eric	(11)MARTIN, Scott
1-16-11	*at ST. JOHN'S	54-72 L	8550	(18)HANSBROUGH, Ben	(4)HANSBROUGH, Ben (4)BROOKS, Joey (4)MARTIN, Scott
1-19-11	*CINCINNATI	w 66-58	8309	(13)HANSBROUGH, Ben (13)NASH, Tyrone	(8)MARTIN, Scott
1-22-11	*MARQUETTE	w 80-75	9149	(28)HANSBROUGH, Ben	(10)SCOTT, Carleton
1-24-11	*at PITT	w 56-51	12591	(19)HANSBROUGH, Ben	(9)SCOTT, Carleton
2-3-11	*at DePaul	w 83-58	10982	(24)HANSBROUGH, Ben	(8)NASH, Tyrone
2-6-11	*RUTGERS	w 76-69	8139	(25)HANSBROUGH, Ben	(11)SCOTT, Carleton
2-9-11	*LOUISVILLE	Wot 89-79	8659	(25)HANSBROUGH, Ben	(8)ABROMAITIS, Tim (8)SCOTT, Carleton
2-12-11	*at USF	w 78-55	6104	(18)COOLEY, Jack	(11)SCOTT, Carleton
2-19-11	*at West Virginia	58-72 L	12298	(19)HANSBROUGH, Ben	(11)SCOTT, Carleton
2-23-11	*at Providence College	w 94-93	11185	(32)HANSBROUGH, Ben	(10)SCOTT, Carleton

\* = Conference game

^ = Old Spice Classic (Orlando, Fla.)

@ = SEC/BIG EAST Invitational (Louisville, Ky.)

Attendance Summary	Games	Attend	Avg/Game
Home	15	114052	7603
Away	8	101719	12715
Neutral	4	26737	6684
Total	27	242508	8982

2010-11 Notre Dame Men's Basketball  
 Notre Dame Extended Season Box Score (as of Feb 23, 2011)  
 All games

RECORD:	OVERALL	HOME	AWAY	NEUTRAL
ALL GAMES	22-5	15-0	4-4	3-1
CONFERENCE	11-4	7-0	4-4	0-0
NON-CONFERENCE	11-1	8-0	0-0	3-1

##	Player	gp-gs	min	avg	Total		3-Point		F-Throw		Rebounds		avg	pf	dq	a	a/g	to	to/g	a/to	blk	blk/g	stl	stl/g	pts	avg	
					fg-fga	fg%	3fg-fga	3fg%	ft-fa	ft%	off	def															tot
23	HANSBROUGH, Ben	27-27	945	35.0	151-318	.475	64-152	.421	118-145	.814	22	80	102	3.8	70	1	109	4.04	60	2.22	1.82	1	0.04	33	1.22	484	17.9
21	ABROMAITIS, Tim	27-27	909	33.7	126-280	.450	53-132	.402	89-112	.795	37	131	168	6.2	52	1	46	1.70	45	1.67	1.02	14	0.52	24	0.89	394	14.6
34	SCOTT, Carleton	23-22	687	29.9	91-194	.469	36-96	.375	47-53	.887	34	132	166	7.2	55	1	51	2.22	31	1.35	1.65	42	1.83	15	0.65	265	11.5
14	MARTIN, Scott	26-26	787	30.3	92-216	.426	27-81	.333	50-75	.667	29	102	131	5.0	53	0	46	1.77	41	1.58	1.12	8	0.31	10	0.38	261	10.0
01	NASH, Tyrone	27-27	778	28.8	79-162	.488	1-2	.500	104-153	.680	66	91	157	5.8	61	3	73	2.70	47	1.74	1.55	16	0.59	9	0.33	263	9.7
00	ATKINS, Eric	27-6	720	26.7	52-122	.426	19-52	.365	45-63	.714	13	42	55	2.0	46	0	97	3.59	32	1.19	3.03	1	0.04	20	0.74	168	6.2
45	COOLEY, Jack	27-0	284	10.5	48-73	.658	0-0	.000	15-26	.577	39	41	80	3.0	40	0	10	0.37	8	0.30	1.25	14	0.52	6	0.22	111	4.1
12	DRAGICEVICH, Alex	11-0	54	4.9	5-17	.294	2-10	.200	8-10	.800	3	5	8	0.7	1	0	2	0.18	2	0.18	1.00	0	0.00	0	0.00	20	1.8
33	BROGHAMMER, Mike	10-0	52	5.2	8-20	.400	0-0	.000	2-6	.333	6	4	10	1.0	8	0	1	0.10	2	0.20	0.50	2	0.20	0	0.00	18	1.8
32	BROOKS, Joey	23-0	193	8.4	11-30	.367	1-11	.091	15-35	.429	6	22	28	1.2	19	0	10	0.43	15	0.65	0.67	0	0.00	9	0.39	38	1.7
25	KNIGHT, Tom	11-0	46	4.2	8-18	.444	0-0	.000	2-2	1.000	7	7	14	1.3	1	0	2	0.18	1	0.09	2.00	2	0.18	0	0.00	18	1.6
05	KOPKO, Tom	9-0	20	2.2	1-7	.143	1-5	.200	0-0	.000	2	0	2	0.2	0	0	3	0.33	0	0.00	99.00	0	0.00	0	0.00	3	0.3
Total.....		27	5475		672-1457	.461	204-541	.377	495-680	.728	303	699	1002	37.1	408	6	450	16.67	292	10.81	1.54	100	3.70	126	4.67	2043	75.7
Opponents.....		27	5475		652-1579	.413	186-517	.360	289-408	.708	290	582	872	32.3	565	-	371	13.74	288	10.67	1.29	88	3.26	144	5.33	1779	65.9

Score by Periods	1st	2nd	OT	OT2	Totals
Notre Dame	1003	998	22	20	2043
Opponents	786	967	12	14	1779

2010-11 Notre Dame Men's Basketball  
 Notre Dame Overall Team Statistics (as of Feb 23, 2011)  
 All games

TEAM STATISTICS	ND	OPP
SCORING	2043	1779
Points per game	75.7	65.9
Scoring margin	+9.8	-
FIELD GOALS-ATT	672-1457	652-1579
Field goal pct	.461	.413
3 POINT FG-ATT	204-541	186-517
3-point FG pct	.377	.360
3-pt FG made per game	7.6	6.9
FREE THROWS-ATT	495-680	289-408
Free throw pct	.728	.708
F-Throws made per game	18.3	10.7
REBOUNDS	1002	872
Rebounds per game	37.1	32.3
Rebounding margin	+4.8	-
ASSISTS	450	371
Assists per game	16.7	13.7
TURNOVERS	292	288
Turnovers per game	10.8	10.7
Turnover margin	-0.1	-
Assist/turnover ratio	1.5	1.3
STEALS	126	144
Steals per game	4.7	5.3
BLOCKS	100	88
Blocks per game	3.7	3.3
WINNING STREAK	1	-
Home win streak	15	-
ATTENDANCE	114052	128456
Home games-Avg/Game	15-7603	8-12715
Neutral site-Avg/Game	-	4-6684

Score by Periods	1st	2nd	OT	OT2	Totals
Notre Dame	1003	998	22	20	2043
Opponents	786	967	12	14	1779



2010-11 Notre Dame Men's Basketball  
 Notre Dame Team Game-by-Game Comparison (as of Feb 23, 2011)  
 All games

Opponent	1st	2nd	Score	Mar	Total FG	FG Pct	3-Pointers	3FG Pct	Free Throws	FT Pct	Rebounds	Assist	T/Over	Block	Steal	Fouls
GEORGIA SOUTHERN	62/23	36/38	98-61	+37	33-68/16-48	.485/.333	8-26/3-15	.308/.200	24-27/26-34	.889/.765	46/27 +19	21/11	10/17	2/3	8/4	25/24
LIBERTY	41/22	31/29	72-51	+21	23-55/21-59	.418/.356	10-28/5-17	.357/.294	16-25/4-7	.640/.571	42/36 +6	16/14	12/15	4/2	4/3	11/26
CHICAGO STATE	52/31	50/31	102-62	+40	34-69/21-61	.493/.344	12-31/7-20	.387/.350	22-34/13-20	.647/.650	59/28 +31	29/17	9/11	6/1	3/5	15/25
MAINE	52/34	45/38	97-72	+25	30-52/30-62	.577/.484	12-18/7-16	.667/.438	25-27/5-9	.926/.556	36/21 +15	26/16	10/6	5/3	2/3	15/19
Georgia	25/37	37/25	89-83	+6	26-57/32-73	.456/.438	7-17/9-34	.412/.265	30-43/10-20	.698/.500	42/39 +3	10/19	16/12	1/4	2/9	16/27
California	21/5	36/39	57-44	+13	15-54/16-61	.278/.262	1-20/6-21	.050/.286	26-37/6-9	.703/.667	45/44 +1	12/8	10/15	8/6	4/4	15/28
Wisconsin	22/19	36/32	58-51	+7	17-48/20-57	.354/.351	4-14/7-23	.286/.304	20-25/4-4	.800/1000	43/28 +15	7/14	9/4	3/5	1/5	8/22
INDIANA STATE	38/33	43/39	81-72	+9	28-52/27-61	.538/.443	9-20/4-15	.450/.267	16-22/14-18	.727/.778	36/27 +9	21/14	12/7	5/4	4/7	16/22
Kentucky	40/40	18/32	58-72	(14)	20-55/23-57	.364/.404	6-23/9-24	.261/.375	12-20/17-22	.600/.773	34/42 (8)	13/11	10/9	3/2	2/4	19/16
GONZAGA	43/37	40/42	83-79	+4	24-48/29-55	.500/.527	11-20/11-20	.550/.550	24-36/10-12	.667/.833	28/27 +1	19/20	8/9	2/3	6/3	17/27
STONY BROOK	41/28	47/34	88-62	+26	34-63/26-69	.540/.377	9-18/6-16	.500/.375	11-12/4-8	.917/.500	42/33 +9	28/11	9/8	5/2	4/5	10/17
UMBC	48/29	45/24	93-53	+40	32-69/22-65	.464/.338	10-29/4-22	.345/.182	19-24/5-8	.792/.625	53/32 +21	22/13	10/13	6/1	6/8	8/17
GEORGETOWN	34/26	35/29	69-55	+14	20-52/23-54	.385/.426	7-16/4-22	.438/.182	22-27/5-9	.815/.556	35/33 +2	14/16	11/15	3/6	6/6	13/24
Syracuse	33/34	25/36	58-70	(12)	23-54/28-57	.426/.491	7-21/5-17	.333/.294	5-7/9-15	.714/.600	28/36 (8)	18/15	15/11	3/7	6/10	15/12
CONNECTICUT	38/30	35/40	73-70	+3	23-53/26-59	.434/.441	8-19/7-18	.421/.389	19-31/11-12	.613/.917	36/33 +3	15/16	8/12	5/6	7/6	17/23
ST. JOHN'S	44/25	32/36	76-61	+15	25-49/21-55	.510/.382	8-22/2-11	.364/.182	18-23/17-19	.783/.895	33/31 +2	15/9	15/15	2/3	7/6	20/22
Marquette	28/33	29/46	57-79	(22)	21-53/26-49	.396/.531	3-16/12-17	.188/.706	12-17/15-21	.706/.714	28/33 (5)	11/17	13/12	0/2	7/4	20/16
ST. JOHN'S	19/26	35/46	54-72	(18)	16-39/22-45	.410/.489	3-15/4-9	.200/.444	19-32/24-29	.594/.828	24/32 (8)	11/10	20/16	2/3	6/5	25/25
CINCINNATI	33/19	33/39	66-58	+8	20-44/23-60	.455/.383	7-14/7-16	.500/.438	19-24/5-8	.792/.625	32/32 -	16/14	10/8	3/2	4/4	14/22
MARQUETTE	36/45	44/30	80-75	+5	23-43/25-56	.535/.446	6-14/10-20	.429/.500	28-36/15-17	.778/.882	32/25 +7	13/17	7/7	4/3	4/4	17/25
PITT	23/28	33/23	56-51	+5	19-39/18-45	.487/.400	9-18/6-15	.500/.400	9-13/9-16	.692/.563	23/29 (6)	11/9	10/8	4/3	2/4	12/14
DePaul	37/24	46/34	83-58	+25	27-53/19-54	.509/.352	9-21/9-25	.429/.360	20-26/11-16	.769/.688	35/36 (1)	17/11	9/18	2/4	7/4	12/22
RUTGERS	37/33	39/36	76-69	+7	22-47/27-62	.468/.435	5-15/7-20	.333/.350	27-34/8-12	.794/.667	36/31 +5	15/16	9/7	4/2	4/9	13/26
LOUISVILLE	40/44	34/30	89-79	+10	30-63/31-64	.476/.484	9-20/9-21	.450/.429	20-28/8-11	.714/.727	42/30 +12	16/19	7/10	3/2	6/4	12/19
USF	41/17	37/38	78-55	+23	34-61/21-69	.557/.304	7-17/7-22	.412/.318	3-7/6-11	.429/.545	40/41 (1)	23/8	13/14	8/3	8/7	10/9
West Virginia	27/26	31/46	58-72	(14)	21-60/22-54	.350/.407	8-27/8-20	.296/.400	8-13/20-27	.615/.741	39/38 +1	11/11	10/5	3/5	3/5	21/14
Providence College	48/38	46/55	94-93	+1	32-57/37-68	.561/.544	9-22/11-21	.409/.524	21-30/8-14	.700/.571	33/28 +5	20/15	10/4	4/1	3/6	12/22

Note: Game totals are displayed in the format TEAM/OPPONENT for each category

2010-11 Notre Dame Men's Basketball  
 Notre Dame Points-Rebounds-Assists (as of Feb 23, 2011)  
 All games

Opponent	Date	Score	00		01		05		12		14		21		23	
			ATKINS,ERI	NASH,TYRON	KOPKO,TOM	DRAGICEVIC	MARTIN,SCO	ABROMAITIS	HANSBROUGH							
GEORGIA SOUTHERN	11-12-10	98-61	w	9-3-3	7-2-1	0-1-0	9-3-0	7-5-2	10-5-3	20-3-4						
LIBERTY	11-14-10	72-51	w	10-1-4	16-9-1	0-0-0	0-0-0	6-3-3	13-7-0	19-2-4						
CHICAGO STATE	11-17-10	102-62	w	12-3-5	11-10-7	0-1-0	4-1-0	DNP	21-10-7	22-5-6						
MAINE	11-22-10	97-72	w	3-3-5	13-11-5	3-0-0	0-1-0	15-5-3	26-3-3	11-2-9						
vs Georgia	11-25-10	89-83	w	9-4-1	18-6-2	DNP	DNP	6-2-0	25-6-0	13-5-2						
vs California	11-26-10	57-44	w	4-0-2	11-5-3	DNP	DNP	11-6-1	7-11-2	7-6-1						
vs Wisconsin	11-28-10	58-51	w	12-3-2	8-6-3	DNP	DNP	6-7-1	10-9-0	10-6-1						
INDIANA STATE	11-30-10	81-72	w	0-3-4	16-7-4	DNP	DNP	15-5-2	13-4-3	24-2-5						
vs Kentucky	12-8-10	58-72	L	4-5-4	8-2-1	DNP	DNP	7-5-1	4-8-2	21-0-2						
GONZAGA	12-11-10	83-79	w	12-7-3	3-1-5	DNP	DNP	9-3-2	21-8-4	13-3-3						
STONY BROOK	12-19-10	88-62	w	2-3-5	4-6-2	0-0-1	0-0-0	9-6-3	22-8-3	14-4-8						
UMBC	12-22-10	93-53	w	9-5-4	7-7-1	0-0-1	1-2-1	15-3-0	21-11-2	10-3-3						
GEORGETOWN	12-29-10	69-55	w	0-1-2	15-10-3	DNP	DNP	11-3-1	20-4-1	17-6-3						
at Syracuse	1-1-11	58-70	L	3-1-2	5-6-1	DNP	DNP	10-7-6	15-7-2	12-3-5						
CONNECTICUT	1-4-11	73-70	w	7-1-5	11-7-3	DNP	DNP	13-3-2	19-7-1	21-5-4						
ST. JOHN'S	1-8-11	76-61	w	8-0-4	8-2-1	DNP	DNP	12-8-3	12-9-4	26-4-3						
at Marquette	1-10-11	57-79	L	15-0-2	6-5-5	DNP	2-0-1	10-11-1	10-4-0	9-2-2						
at ST. JOHN'S	1-16-11	54-72	L	8-1-7	7-3-2	0-0-0	1-0-0	4-4-0	10-3-0	18-4-2						
CINCINNATI	1-19-11	66-58	w	11-3-5	13-7-3	DNP	DNP	11-8-1	12-6-1	13-3-5						
MARQUETTE	1-22-11	80-75	w	12-1-2	13-4-2	DNP	DNP	10-3-2	6-4-0	28-5-6						
at PITT	1-24-11	56-51	w	2-0-1	5-4-2	DNP	DNP	10-1-1	2-2-0	19-4-7						
at DePaul	2-3-11	83-58	w	6-2-3	10-8-4	0-0-1	0-1-0	15-7-1	13-4-1	24-3-3						
RUTGERS	2-6-11	76-69	w	5-2-6	8-5-0	DNP	DNP	14-2-3	10-8-1	25-6-5						
LOUISVILLE	2-9-11	89-79	w	2-1-6	7-6-1	DNP	DNP	6-6-4	23-8-2	25-6-2						
at USF	2-12-11	78-55	w	0-0-7	10-6-2	0-0-0	3-0-0	10-7-2	12-3-1	12-2-8						
at West Virginia	2-19-11	58-72	L	0-1-3	10-4-2	DNP	0-0-0	9-6-0	9-4-2	19-7-2						
at Providence College	2-23-11	94-93	w	3-1-0	13-8-7	DNP	DNP	10-5-1	28-5-1	32-1-4						

Opponent	Date	Score	25		32		33		34		45	
			KNIGHT,TOM	BROOKS,JOE	BROGHAMME	SCOTT,CARL	COOLEY,JAC					
GEORGIA SOUTHERN	11-12-10	98-61	w	7-4-1	7-3-2	5-2-0	6-7-4	11-6-1				
LIBERTY	11-14-10	72-51	w	0-1-1	4-3-1	0-1-0	4-6-2	0-4-0				
CHICAGO STATE	11-17-10	102-62	w	0-2-0	5-4-1	4-4-0	17-11-3	6-5-0				
MAINE	11-22-10	97-72	w	2-0-0	0-0-1	0-0-0	11-2-0	13-5-0				
vs Georgia	11-25-10	89-83	w	DNP	0-0-0	DNP	11-11-3	7-4-2				
vs California	11-26-10	57-44	w	DNP	0-0-0	DNP	16-10-2	1-2-1				
vs Wisconsin	11-28-10	58-51	w	DNP	DNP	DNP	12-7-0	0-2-0				
INDIANA STATE	11-30-10	81-72	w	DNP	2-3-1	DNP	11-8-2	0-0-0				
vs Kentucky	12-8-10	58-72	L	DNP	0-0-0	DNP	10-8-1	4-5-2				
GONZAGA	12-11-10	83-79	w	DNP	0-0-0	0-0-0	23-4-2	2-1-0				
STONY BROOK	12-19-10	88-62	w	0-1-0	6-2-1	4-0-0	20-4-5	7-3-0				
UMBC	12-22-10	93-53	w	7-5-0	0-4-3	3-3-1	12-4-6	8-4-0				
GEORGETOWN	12-29-10	69-55	w	DNP	DNP	DNP	4-7-4	2-1-0				
at Syracuse	1-1-11	58-70	L	0-0-0	0-0-0	0-0-0	9-0-2	4-2-0				
CONNECTICUT	1-4-11	73-70	w	DNP	0-0-0	DNP	DNP	2-6-0				
ST. JOHN'S	1-8-11	76-61	w	DNP	5-1-0	DNP	DNP	5-6-0				
at Marquette	1-10-11	57-79	L	0-1-0	3-1-0	2-0-0	DNP	0-3-0				
at ST. JOHN'S	1-16-11	54-72	L	0-0-0	4-4-0	0-0-0	DNP	2-2-0				
CINCINNATI	1-19-11	66-58	w	DNP	0-2-0	DNP	6-2-1	0-0-0				
MARQUETTE	1-22-11	80-75	w	DNP	0-0-0	DNP	11-10-1	0-0-0				
at PITT	1-24-11	56-51	w	DNP	DNP	DNP	16-9-0	2-1-0				
at DePaul	2-3-11	83-58	w	2-0-0	2-0-0	DNP	8-5-3	3-1-1				
RUTGERS	2-6-11	76-69	w	DNP	0-0-0	DNP	12-11-0	2-1-0				
LOUISVILLE	2-9-11	89-79	w	DNP	DNP	DNP	16-8-1	10-3-0				
at USF	2-12-11	78-55	w	0-0-0	0-0-0	DNP	13-11-3	18-8-0				
at West Virginia	2-19-11	58-72	L	DNP	0-1-0	DNP	11-11-1	0-3-1				
at Providence College	2-23-11	94-93	w	DNP	0-0-0	DNP	6-10-5	2-2-2				

2010-11 Notre Dame Men's Basketball  
 Notre Dame Team High/Low Analysis (as of Feb 23, 2011)  
 All games

Notre Dame - TEAM GAME HIGHS

POINTS	102	CHICAGO STATE (11-17-10)
	98	GEORGIA SOUTHERN (11-12-10)
	97	MAINE (11-22-10)
	94	at Providence College (2-23-11)
	93	UMBC (12-22-10)
FIELD GOALS MADE	34	at USF (2-12-11)
	34	STONY BROOK (12-19-10)
	34	CHICAGO STATE (11-17-10)
FIELD GOAL ATTEMPTS	69	UMBC (12-22-10)
	69	CHICAGO STATE (11-17-10)
FIELD GOAL PERCENTAGE	.577 (30-52)	MAINE (11-22-10)
	.561 (32-57)	at Providence College (2-23-11)
3 PT FIELD GOALS MADE	12	MAINE (11-22-10)
	12	CHICAGO STATE (11-17-10)
3 PT FG ATTEMPTS	31	CHICAGO STATE (11-17-10)
	29	UMBC (12-22-10)
3 PT FG PERCENTAGE	.667 (12-18)	MAINE (11-22-10)
	.550 (11-20)	GONZAGA (12-11-10)
FREE THROWS MADE	30	vs Georgia (11-25-10)
	28	MARQUETTE (1-22-11)
FREE THROW ATTEMPTS	43	vs Georgia (11-25-10)
	37	vs California (11-26-10)
FREE THROW PERCENTAGE	.926 (25-27)	MAINE (11-22-10)
	.917 (11-12)	STONY BROOK (12-19-10)
REBOUNDS	59	CHICAGO STATE (11-17-10)
	53	UMBC (12-22-10)
ASSISTS	29	CHICAGO STATE (11-17-10)
	28	STONY BROOK (12-19-10)
STEALS	8	at USF (2-12-11)
	8	GEORGIA SOUTHERN (11-12-10)
BLOCKED SHOTS	8	at USF (2-12-11)
	8	vs California (11-26-10)
TURNOVERS	20	at ST. JOHN'S (1-16-11)
	16	vs Georgia (11-25-10)
FOULS	25	at ST. JOHN'S (1-16-11)
	25	GEORGIA SOUTHERN (11-12-10)

2010-11 Notre Dame Men's Basketball  
 Notre Dame High/Low Analysis (as of Feb 23, 2011)  
 All games

Opponent - GAME HIGHS

POINTS	93		at Providence College (2-23-11)
	83		vs Georgia (11-25-10)
	79		LOUISVILLE (2-9-11)
	79		at Marquette (1-10-11)
	79		GONZAGA (12-11-10)
FIELD GOALS MADE	37		at Providence College (2-23-11)
	32		vs Georgia (11-25-10)
FIELD GOAL ATTEMPTS	73		vs Georgia (11-25-10)
	69		at USF (2-12-11)
	69		STONY BROOK (12-19-10)
FIELD GOAL PERCENTAGE	.544	(37-68)	at Providence College (2-23-11)
	.531	(26-49)	at Marquette (1-10-11)
3 PT FIELD GOALS MADE	12		at Marquette (1-10-11)
	11		at Providence College (2-23-11)
	11		GONZAGA (12-11-10)
3 PT FG ATTEMPTS	34		vs Georgia (11-25-10)
	25		at DePaul (2-3-11)
3 PT FG PERCENTAGE	.706	(12-17)	at Marquette (1-10-11)
	.550	(11-20)	GONZAGA (12-11-10)
FREE THROWS MADE	26		GEORGIA SOUTHERN (11-12-10)
	24		at ST. JOHN'S (1-16-11)
FREE THROW ATTEMPTS	34		GEORGIA SOUTHERN (11-12-10)
	29		at ST. JOHN'S (1-16-11)
FREE THROW PERCENTAGE	1.000	(4-4)	vs Wisconsin (11-28-10)
	.917	(11-12)	CONNECTICUT (1-4-11)
REBOUNDS	44		vs California (11-26-10)
	42		vs Kentucky (12-8-10)
ASSISTS	20		GONZAGA (12-11-10)
	19		LOUISVILLE (2-9-11)
	19		vs Georgia (11-25-10)
STEALS	10		at Syracuse (1-1-11)
	9		RUTGERS (2-6-11)
	9		vs Georgia (11-25-10)
BLOCKED SHOTS	7		at Syracuse (1-1-11)
	6		CONNECTICUT (1-4-11)
	6		GEORGETOWN (12-29-10)
	6		vs California (11-26-10)
TURNOVERS	18		at DePaul (2-3-11)
	17		GEORGIA SOUTHERN (11-12-10)
FOULS	28		vs California (11-26-10)
	27		GONZAGA (12-11-10)
	27		vs Georgia (11-25-10)



2010-11 Notre Dame Men's Basketball  
 Notre Dame High/Low Analysis (as of Feb 23, 2011)  
 All games

Notre Dame - GAME LOWS

POINTS	54		at ST. JOHN'S (1-16-11)
	56		at PITT (1-24-11)
	57		vs California (11-26-10)
	57		at Marquette (1-10-11)
	58		vs Wisconsin (11-28-10)
	58		vs Kentucky (12-8-10)
	58		at Syracuse (1-1-11)
	58		at West Virginia (2-19-11)
FIELD GOALS MADE	15		vs California (11-26-10)
	16		at ST. JOHN'S (1-16-11)
FIELD GOAL ATTEMPTS	39		at ST. JOHN'S (1-16-11)
	39		at PITT (1-24-11)
FIELD GOAL PERCENTAGE	.278	(15-54)	vs California (11-26-10)
	.350	(21-60)	at West Virginia (2-19-11)
3 PT FIELD GOALS MADE	1		vs California (11-26-10)
	3		at Marquette (1-10-11)
	3		at ST. JOHN'S (1-16-11)
3 PT FG ATTEMPTS	14		vs Wisconsin (11-28-10)
	14		CINCINNATI (1-19-11)
	14		MARQUETTE (1-22-11)
3 PT FG PERCENTAGE	.050	(1-20)	vs California (11-26-10)
	.188	(3-16)	at Marquette (1-10-11)
FREE THROWS MADE	3		at USF (2-12-11)
	5		at Syracuse (1-1-11)
FREE THROW ATTEMPTS	7		at Syracuse (1-1-11)
	7		at USF (2-12-11)
FREE THROW PERCENTAGE	.429	(3-7)	at USF (2-12-11)
	.594	(19-32)	at ST. JOHN'S (1-16-11)
REBOUNDS	23		at PITT (1-24-11)
	24		at ST. JOHN'S (1-16-11)
ASSISTS	7		vs Wisconsin (11-28-10)
	10		vs Georgia (11-25-10)
STEALS	1		vs Wisconsin (11-28-10)
	2		MAINE (11-22-10)
	2		vs Georgia (11-25-10)
	2		vs Kentucky (12-8-10)
	2		at PITT (1-24-11)
BLOCKED SHOTS	0		at Marquette (1-10-11)
	1		vs Georgia (11-25-10)
TURNOVERS	7		MARQUETTE (1-22-11)
	7		LOUISVILLE (2-9-11)
FOULS	8		vs Wisconsin (11-28-10)
	8		UMBC (12-22-10)

2010-11 Notre Dame Men's Basketball  
 Notre Dame High/Low Analysis (as of Feb 23, 2011)  
 All games

Opponent - GAME LOWS

POINTS	44		vs California (11-26-10)
	51		LIBERTY (11-14-10)
	51		vs Wisconsin (11-28-10)
	51		at PITT (1-24-11)
	53		UMBC (12-22-10)
FIELD GOALS MADE	16		GEORGIA SOUTHERN (11-12-10)
	16		vs California (11-26-10)
FIELD GOAL ATTEMPTS	45		at ST. JOHN'S (1-16-11)
	45		at PITT (1-24-11)
FIELD GOAL PERCENTAGE	.262	(16-61)	vs California (11-26-10)
	.304	(21-69)	at USF (2-12-11)
3 PT FIELD GOALS MADE	2		ST. JOHN'S (1-8-11)
	3		GEORGIA SOUTHERN (11-12-10)
3 PT FG ATTEMPTS	9		at ST. JOHN'S (1-16-11)
	11		ST. JOHN'S (1-8-11)
3 PT FG PERCENTAGE	.182	(2-11)	ST. JOHN'S (1-8-11)
	.182	(4-22)	UMBC (12-22-10)
	.182	(4-22)	GEORGETOWN (12-29-10)
FREE THROWS MADE	4		LIBERTY (11-14-10)
	4		vs Wisconsin (11-28-10)
	4		STONY BROOK (12-19-10)
FREE THROW ATTEMPTS	4		vs Wisconsin (11-28-10)
	7		LIBERTY (11-14-10)
FREE THROW PERCENTAGE	.500	(4-8)	STONY BROOK (12-19-10)
	.500	(10-20)	vs Georgia (11-25-10)
REBOUNDS	21		MAINE (11-22-10)
	25		MARQUETTE (1-22-11)
ASSISTS	8		vs California (11-26-10)
	8		at USF (2-12-11)
STEALS	3		LIBERTY (11-14-10)
	3		MAINE (11-22-10)
	3		GONZAGA (12-11-10)
BLOCKED SHOTS	1		CHICAGO STATE (11-17-10)
	1		UMBC (12-22-10)
	1		at Providence College (2-23-11)
TURNOVERS	4		vs Wisconsin (11-28-10)
	4		at Providence College (2-23-11)
FOULS	9		at USF (2-12-11)
	12		at Syracuse (1-1-11)

2010-11 Notre Dame Men's Basketball  
 Notre Dame Player High/Low Analysis (as of Feb 23, 2011)  
 All games

Notre Dame - INDIVIDUAL GAME HIGHS

Points	32		HANSBROUGH, Ben at Providence College (2-23-11)
	28		ABROMAITIS, Tim at Providence College (2-23-11)
	28		HANSBROUGH, Ben vs Marquette (1-22-11)
	26		HANSBROUGH, Ben vs St. John's (1-8-11)
	26		ABROMAITIS, Tim vs Maine (11-22-10)
Field Goals Made	11		ABROMAITIS, Tim at Providence College (2-23-11)
	10		HANSBROUGH, Ben at Providence College (2-23-11)
	10		HANSBROUGH, Ben vs Marquette (1-22-11)
Field Goal Att.	18		HANSBROUGH, Ben at West Virginia (2-19-11)
	17		HANSBROUGH, Ben vs Louisville (2-9-11)
	17		SCOTT, Carleton vs California (11-26-10)
FG Pct (min 5 made)	1.000	(8-8)	SCOTT, Carleton vs Stony Brook (12-19-10)
	1.000	(5-5)	COOLEY, Jack vs Louisville (2-9-11)
3-Point FG Made	6		HANSBROUGH, Ben vs Chicago State (11-17-10)
	5		HANSBROUGH, Ben vs Louisville (2-9-11)
	5		HANSBROUGH, Ben at DePaul (2-3-11)
	5		SCOTT, Carleton at PITT (1-24-11)
	5		ABROMAITIS, Tim vs Georgetown (12-29-10)
	5		HANSBROUGH, Ben vs Kentucky (12-8-10)
	5		HANSBROUGH, Ben vs Liberty (11-14-10)
3-Point FG Att.	10		HANSBROUGH, Ben vs Louisville (2-9-11)
	10		HANSBROUGH, Ben vs Chicago State (11-17-10)
3-Pt FG Pct (min 2 made)	1.000	(4-4)	SCOTT, Carleton vs Stony Brook (12-19-10)
	1.000	(2-2)	SCOTT, Carleton vs Rutgers (2-6-11)
	1.000	(2-2)	ATKINS, Eric vs Marquette (1-22-11)
	1.000	(2-2)	MARTIN, Scott vs Cincinnati (1-19-11)
	1.000	(2-2)	SCOTT, Carleton vs Cincinnati (1-19-11)
Free Throws Made	12		NASH, Tyrone vs Liberty (11-14-10)
	11		HANSBROUGH, Ben vs Rutgers (2-6-11)
	11		HANSBROUGH, Ben vs Cincinnati (1-19-11)
	11		NASH, Tyrone vs Maine (11-22-10)
Free Throw Att.	15		NASH, Tyrone vs Liberty (11-14-10)
	13		HANSBROUGH, Ben vs Rutgers (2-6-11)
FT Pct (min 3 made)	1.000	(10-10)	HANSBROUGH, Ben vs Georgetown (12-29-10)
	1.000	(9-9)	ABROMAITIS, Tim vs Louisville (2-9-11)
	1.000	(6-6)	HANSBROUGH, Ben vs Marquette (1-22-11)
	1.000	(6-6)	HANSBROUGH, Ben vs St. John's (1-8-11)
	1.000	(6-6)	SCOTT, Carleton vs California (11-26-10)
	1.000	(6-6)	HANSBROUGH, Ben vs Maine (11-22-10)
	1.000	(6-6)	ABROMAITIS, Tim vs Maine (11-22-10)
	1.000	(4-4)	ABROMAITIS, Tim at DePaul (2-3-11)
	1.000	(4-4)	SCOTT, Carleton vs Marquette (1-22-11)
	1.000	(4-4)	ATKINS, Eric vs Cincinnati (1-19-11)
	1.000	(4-4)	HANSBROUGH, Ben at ST. JOHN'S (1-16-11)
	1.000	(4-4)	MARTIN, Scott at Syracuse (1-1-11)
	1.000	(4-4)	SCOTT, Carleton vs Georgetown (12-29-10)
	1.000	(4-4)	HANSBROUGH, Ben vs Stony Brook (12-19-10)
	1.000	(4-4)	HANSBROUGH, Ben vs Indiana State (11-30-10)
	1.000	(4-4)	ABROMAITIS, Tim vs Wisconsin (11-28-10)
	1.000	(4-4)	DRAGICEVICH, Alex vs Georgia Southern (11-12-10)
	1.000	(3-3)	HANSBROUGH, Ben at Marquette (1-10-11)
	1.000	(3-3)	ABROMAITIS, Tim vs Georgetown (12-29-10)
	1.000	(3-3)	ABROMAITIS, Tim vs Gonzaga (12-11-10)

	1.000	(3-3)	MARTIN, Scott vs Georgia Southern (11-12-10)
	1.000	(3-3)	COOLEY, Jack vs Georgia Southern (11-12-10)
Rebounds	11		SCOTT, Carleton at West Virginia (2-19-11)
	11		SCOTT, Carleton at USF (2-12-11)
	11		SCOTT, Carleton vs Rutgers (2-6-11)
	11		MARTIN, Scott at Marquette (1-10-11)
	11		ABROMAITIS, Tim vs UMBC (12-22-10)
	11		ABROMAITIS, Tim vs California (11-26-10)
	11		SCOTT, Carleton vs Georgia (11-25-10)
	11		NASH, Tyrone vs Maine (11-22-10)
	11		SCOTT, Carleton vs Chicago State (11-17-10)
Assists	9		HANSBROUGH, Ben vs Maine (11-22-10)
	8		HANSBROUGH, Ben at USF (2-12-11)
	8		HANSBROUGH, Ben vs Stony Brook (12-19-10)
Steals	4		HANSBROUGH, Ben vs St. John's (1-8-11)
	3		ABROMAITIS, Tim at DePaul (2-3-11)
	3		ATKINS, Eric at ST. JOHN'S (1-16-11)
	3		HANSBROUGH, Ben at Marquette (1-10-11)
	3		ATKINS, Eric vs Connecticut (1-4-11)
	3		BROOKS, Joey vs Georgia Southern (11-12-10)
Blocked Shots	4		SCOTT, Carleton vs Indiana State (11-30-10)
	3		SCOTT, Carleton at Providence College (2-23-11)
	3		MARTIN, Scott at USF (2-12-11)
	3		SCOTT, Carleton vs Rutgers (2-6-11)
	3		NASH, Tyrone vs Connecticut (1-4-11)
	3		SCOTT, Carleton vs UMBC (12-22-10)
	3		SCOTT, Carleton vs Wisconsin (11-28-10)
	3		SCOTT, Carleton vs California (11-26-10)
	3		SCOTT, Carleton vs Chicago State (11-17-10)
Turnovers	5		HANSBROUGH, Ben at PITT (1-24-11)
	5		ABROMAITIS, Tim at ST. JOHN'S (1-16-11)
	5		NASH, Tyrone vs St. John's (1-8-11)
	5		MARTIN, Scott at Syracuse (1-1-11)
	5		HANSBROUGH, Ben vs Georgia (11-25-10)
Fouls	5		ABROMAITIS, Tim at West Virginia (2-19-11)
	5		HANSBROUGH, Ben at West Virginia (2-19-11)
	5		NASH, Tyrone vs Rutgers (2-6-11)
	5		NASH, Tyrone at ST. JOHN'S (1-16-11)
	5		NASH, Tyrone vs St. John's (1-8-11)
	5		SCOTT, Carleton vs Georgia (11-25-10)



2010-11 Notre Dame Men's Basketball  
 Notre Dame Opponent High/Low Analysis (as of Feb 23, 2011)  
 All games

OPPONENT INDIVIDUAL GAME HIGHS

Points	52		BROOKS, Marshon at Providence College (2-23-11)
	28		KURIC, Kyle vs Louisville (2-9-11)
	27		Jones, Terrence vs Kentucky (12-8-10)
	26		FERGUSON, Eric vs Georgia Southern (11-12-10)
	25		JOHNSON-ODOM, Darius vs Marquette (1-22-11)
Field Goals Made	20		BROOKS, Marshon at Providence College (2-23-11)
	9		KURIC, Kyle vs Louisville (2-9-11)
	9		MITCHELL, Jonathan vs Rutgers (2-6-11)
	9		FREEMAN, Austin vs Georgetown (12-29-10)
	9		Jones, Terrence vs Kentucky (12-8-10)
	9		LESLIE, Travis vs Georgia (11-25-10)
Field Goal Att.	28		BROOKS, Marshon at Providence College (2-23-11)
	23		WALKER, Kemba vs Connecticut (1-4-11)
FG Pct (min 5 made)	.833	(5-6)	AROP, Mangisto vs Gonzaga (12-11-10)
	.778	(7-9)	BUYCKS, Dwight at Marquette (1-10-11)
3-Point FG Made	6		BROOKS, Marshon at Providence College (2-23-11)
	6		NORIEGA, Shaun at USF (2-12-11)
3-Point FG Att.	13		WARE, Dustin vs Georgia (11-25-10)
	12		FRANKLIN, Gary vs California (11-26-10)
	12		FRANKLIN, Gary vs California (11-26-10)
3-Pt FG Pct (min 2 made)	1.000	(5-5)	BUYCKS, Dwight at Marquette (1-10-11)
	1.000	(2-2)	WOODALL, Travon at PITT (1-24-11)
Free Throws Made	14		FERGUSON, Eric vs Georgia Southern (11-12-10)
	11		JOHNSON-ODOM, Darius vs Marquette (1-22-11)
Free Throw Att.	16		FERGUSON, Eric vs Georgia Southern (11-12-10)
	13		JOHNSON-ODOM, Darius vs Marquette (1-22-11)
	13		SPENCER, Rory vs Georgia Southern (11-12-10)
	13		SPENCER, Rory vs Georgia Southern (11-12-10)
FT Pct (min 3 made)	1.000	(7-7)	NAPIER, Shabazz vs Connecticut (1-4-11)
	1.000	(6-6)	KURIC, Kyle vs Louisville (2-9-11)
	1.000	(6-6)	BROWN, Gilbert at PITT (1-24-11)
	1.000	(6-6)	BOOTHE, Malik at ST. JOHN'S (1-16-11)
	1.000	(6-6)	HARRIS, Elias vs Gonzaga (12-11-10)
	1.000	(5-5)	KENNEDY, D.J. at ST. JOHN'S (1-16-11)
	1.000	(4-4)	JONES, Kevin at West Virginia (2-19-11)
	1.000	(4-4)	YOUNG, Brandon at DePaul (2-3-11)
	1.000	(4-4)	HARDY, Dwight vs St. John's (1-8-11)
	1.000	(4-4)	KENNEDY, D.J. vs St. John's (1-8-11)
	1.000	(4-4)	Knight, Brandon vs Kentucky (12-8-10)
	1.000	(4-4)	LEUER, Jon vs Wisconsin (11-28-10)
	1.000	(4-4)	WALL, Christian vs Chicago State (11-17-10)
	1.000	(3-3)	WALKER, Kemba vs Connecticut (1-4-11)
	Rebounds	17	
12			BROWN, John vs Liberty (11-14-10)
Assists	9		JARDINE, Scoop at Syracuse (1-1-11)
	8		GRAY, Steven vs Gonzaga (12-11-10)
Steals	5		LESLIE, Travis vs Georgia (11-25-10)
	3		BEATTY, James vs Rutgers (2-6-11)
	3		STITH, Malik at ST. JOHN'S (1-16-11)
	3		WALKER, Kemba vs Connecticut (1-4-11)
	3		SOUTHERLAND, James at Syracuse (1-1-11)
	3		CLARK, Jason vs Georgetown (12-29-10)
	3		RICHARD, Carl vs Indiana State (11-30-10)
	3		BROWN, John vs Liberty (11-14-10)
Blocked Shots	6		JACKSON, Rick at Syracuse (1-1-11)

	5	NANKIVIL, Keaton vs Wisconsin (11-28-10)
Turnovers	5	YOUNG, Brandon at DePaul (2-3-11)
	5	JARDINE, Scoop at Syracuse (1-1-11)
	5	FERGUSON, Eric vs Georgia Southern (11-12-10)
	5	DRAYTON III, Ben vs Georgia Southern (11-12-10)
Fouls	5	JENNINGS, Terrence vs Louisville (2-9-11)
	5	BIRUTA, Gilvydas vs Rutgers (2-6-11)
	5	FABER, Krys at DePaul (2-3-11)
	5	OTULE, Chris vs Marquette (1-22-11)
	5	CROWDER, Jae vs Marquette (1-22-11)
	5	WILKS, Darnell vs Cincinnati (1-19-11)
	5	ORIAKHI, Alex vs Connecticut (1-4-11)
	5	GOODSON, Demetri vs Gonzaga (12-11-10)
	5	GRAY, Steven vs Gonzaga (12-11-10)
	5	SACRE, Robert vs Gonzaga (12-11-10)
	5	HARRIS, Elias vs Gonzaga (12-11-10)
	5	TAYLOR, Jordan vs Wisconsin (11-28-10)
	5	GASSER, Josh vs Wisconsin (11-28-10)
	5	SANDERS-FRISON, Mark vs California (11-26-10)
	5	PRICE, Jeremy vs Georgia (11-25-10)
	5	NOLTE, Connor vs Georgia (11-25-10)
	5	BURNATOWSKI, Murphy vs Maine (11-22-10)
	5	BURRUS, Antwan vs Liberty (11-14-10)
	5	BAYNHAM, Marvin vs Georgia Southern (11-12-10)



# Notre Dame Fighting Irish

Game 28 • Feb. 26, 2011

22-5	Overall	11-16
11-4	BIG EAST	5-10
9th	AP	NR
9th	ESPN	NR
10	RPI	99

# Seton Hall Pirates

Purcell Pavilion • Notre Dame, Ind.



	<b>0</b>	<p><b>Eric Atkins</b></p> <ul style="list-style-type: none"> <li>Started a total of six games on the year</li> <li>Ranked first in BIG EAST in overall assist/turnover ratio (3.0)</li> <li>T-15th in assists per BIG EAST game (3.7)</li> </ul>	<p>Guard • 6-2 • Freshman • Columbia, Md. • Mt. St. Joseph</p> <table border="1"> <thead> <tr> <th></th> <th>MIN</th> <th>PTS</th> <th>REB</th> <th>APG</th> <th>FG%</th> <th>3FG%</th> <th>FT%</th> </tr> </thead> <tbody> <tr> <td>2010-11</td> <td>26.7</td> <td>6.2</td> <td>2.0</td> <td>3.6</td> <td>42.6</td> <td>36.5</td> <td>71.4</td> </tr> <tr> <td>CAREER</td> <td>26.7</td> <td>6.2</td> <td>2.0</td> <td>3.6</td> <td>42.6</td> <td>36.5</td> <td>71.4</td> </tr> </tbody> </table>		MIN	PTS	REB	APG	FG%	3FG%	FT%	2010-11	26.7	6.2	2.0	3.6	42.6	36.5	71.4	CAREER	26.7	6.2	2.0	3.6	42.6	36.5	71.4
	MIN	PTS	REB	APG	FG%	3FG%	FT%																				
2010-11	26.7	6.2	2.0	3.6	42.6	36.5	71.4																				
CAREER	26.7	6.2	2.0	3.6	42.6	36.5	71.4																				
	<b>1</b>	<p><b>Tyrone Nash</b></p> <ul style="list-style-type: none"> <li>8th in BIG EAST Field Goal Percentage (52.7%)</li> <li>Started 62 consecutive contests</li> <li>Registered three double-doubles on season</li> </ul>	<p>Forward • 6-8 • Senior • Queens, N.Y. • Northfield Mt. Hermon</p> <table border="1"> <thead> <tr> <th></th> <th>MIN</th> <th>PTS</th> <th>REB</th> <th>APG</th> <th>FG%</th> <th>3FG%</th> <th>FT%</th> </tr> </thead> <tbody> <tr> <td>2010-11</td> <td>28.8</td> <td>9.7</td> <td>5.8</td> <td>2.7</td> <td>48.8</td> <td>100.0</td> <td>68.0</td> </tr> <tr> <td>CAREER</td> <td>19.3</td> <td>5.9</td> <td>4.3</td> <td>1.4</td> <td>51.3</td> <td>50.0</td> <td>61.7</td> </tr> </tbody> </table>		MIN	PTS	REB	APG	FG%	3FG%	FT%	2010-11	28.8	9.7	5.8	2.7	48.8	100.0	68.0	CAREER	19.3	5.9	4.3	1.4	51.3	50.0	61.7
	MIN	PTS	REB	APG	FG%	3FG%	FT%																				
2010-11	28.8	9.7	5.8	2.7	48.8	100.0	68.0																				
CAREER	19.3	5.9	4.3	1.4	51.3	50.0	61.7																				
	<b>5</b>	<p><b>Tom Kopko</b></p> <ul style="list-style-type: none"> <li>Seen action in nine games this season</li> <li>Notched three points against Maine (Nov. 22)</li> <li>Played career best five minutes against Chicago State (Nov. 17)</li> </ul>	<p>Guard • 6-2 • Senior • Chicago, Ill. • Lawrence</p> <table border="1"> <thead> <tr> <th></th> <th>MIN</th> <th>PTS</th> <th>REB</th> <th>APG</th> <th>FG%</th> <th>3FG%</th> <th>FT%</th> </tr> </thead> <tbody> <tr> <td>2010-11</td> <td>2.2</td> <td>0.3</td> <td>0.2</td> <td>0.3</td> <td>14.3</td> <td>20.0</td> <td>--</td> </tr> <tr> <td>CAREER</td> <td>2.0</td> <td>0.8</td> <td>0.1</td> <td>0.2</td> <td>37.5</td> <td>26.7</td> <td>33.3</td> </tr> </tbody> </table>		MIN	PTS	REB	APG	FG%	3FG%	FT%	2010-11	2.2	0.3	0.2	0.3	14.3	20.0	--	CAREER	2.0	0.8	0.1	0.2	37.5	26.7	33.3
	MIN	PTS	REB	APG	FG%	3FG%	FT%																				
2010-11	2.2	0.3	0.2	0.3	14.3	20.0	--																				
CAREER	2.0	0.8	0.1	0.2	37.5	26.7	33.3																				
	<b>12</b>	<p><b>Alex Dragicevich</b></p> <ul style="list-style-type: none"> <li>Appeared in 11 games for the Irish</li> <li>Scored career-high nine points against Georgia Southern (Nov. 12)</li> <li>Drilled first career BIG EAST 3-pointer against USF (Feb. 12)</li> </ul>	<p>Guard • 6-8 • Freshman • Northbrook, Ill. • Glenbrook North</p> <table border="1"> <thead> <tr> <th></th> <th>MIN</th> <th>PTS</th> <th>REB</th> <th>APG</th> <th>FG%</th> <th>3FG%</th> <th>FT%</th> </tr> </thead> <tbody> <tr> <td>2010-11</td> <td>4.9</td> <td>1.8</td> <td>0.7</td> <td>0.2</td> <td>29.4</td> <td>20.0</td> <td>80.0</td> </tr> <tr> <td>CAREER</td> <td>4.9</td> <td>1.8</td> <td>0.7</td> <td>0.2</td> <td>29.4</td> <td>20.0</td> <td>80.0</td> </tr> </tbody> </table>		MIN	PTS	REB	APG	FG%	3FG%	FT%	2010-11	4.9	1.8	0.7	0.2	29.4	20.0	80.0	CAREER	4.9	1.8	0.7	0.2	29.4	20.0	80.0
	MIN	PTS	REB	APG	FG%	3FG%	FT%																				
2010-11	4.9	1.8	0.7	0.2	29.4	20.0	80.0																				
CAREER	4.9	1.8	0.7	0.2	29.4	20.0	80.0																				
	<b>14</b>	<p><b>Scott Martin</b></p> <ul style="list-style-type: none"> <li>Got first career double-double vs. Marquette (10 pts., 11 reb.)</li> <li>First season playing with Irish since coming back from ACL injury</li> <li>10th in BIG EAST games for defensive rebounds per game (4.3)</li> </ul>	<p>Guard • 6-8 • Senior • Valparaiso, Ind. • Valparaiso</p> <table border="1"> <thead> <tr> <th></th> <th>MIN</th> <th>PTS</th> <th>REB</th> <th>APG</th> <th>FG%</th> <th>3FG%</th> <th>FT%</th> </tr> </thead> <tbody> <tr> <td>2010-11</td> <td>30.3</td> <td>10.0</td> <td>5.0</td> <td>1.8</td> <td>42.6</td> <td>33.3</td> <td>66.7</td> </tr> <tr> <td>CAREER</td> <td>25.6</td> <td>9.2</td> <td>4.3</td> <td>1.6</td> <td>39.9</td> <td>32.3</td> <td>68.4</td> </tr> </tbody> </table>		MIN	PTS	REB	APG	FG%	3FG%	FT%	2010-11	30.3	10.0	5.0	1.8	42.6	33.3	66.7	CAREER	25.6	9.2	4.3	1.6	39.9	32.3	68.4
	MIN	PTS	REB	APG	FG%	3FG%	FT%																				
2010-11	30.3	10.0	5.0	1.8	42.6	33.3	66.7																				
CAREER	25.6	9.2	4.3	1.6	39.9	32.3	68.4																				
	<b>21</b>	<p><b>Tim Abromaitis</b></p> <ul style="list-style-type: none"> <li>Ranks 13th in BIG EAST in scoring (14.6 ppg)</li> <li>Ranks eighth in BIG EAST in minutes played (33.7 mpg)</li> <li>Named Old Spice Classic tournament MVP and all-tournament team</li> </ul>	<p>Guard • 6-8 • Graduate • Unionville, Conn. • Farmington</p> <table border="1"> <thead> <tr> <th></th> <th>MIN</th> <th>PTS</th> <th>REB</th> <th>APG</th> <th>FG%</th> <th>3FG%</th> <th>FT%</th> </tr> </thead> <tbody> <tr> <td>2010-11</td> <td>33.7</td> <td>14.6</td> <td>6.2</td> <td>1.7</td> <td>45.0</td> <td>40.2</td> <td>79.5</td> </tr> <tr> <td>CAREER</td> <td>27.7</td> <td>13.2</td> <td>4.7</td> <td>1.4</td> <td>46.9</td> <td>41.0</td> <td>84.2</td> </tr> </tbody> </table>		MIN	PTS	REB	APG	FG%	3FG%	FT%	2010-11	33.7	14.6	6.2	1.7	45.0	40.2	79.5	CAREER	27.7	13.2	4.7	1.4	46.9	41.0	84.2
	MIN	PTS	REB	APG	FG%	3FG%	FT%																				
2010-11	33.7	14.6	6.2	1.7	45.0	40.2	79.5																				
CAREER	27.7	13.2	4.7	1.4	46.9	41.0	84.2																				
	<b>22</b>	<p><b>Jerian Grant</b></p> <ul style="list-style-type: none"> <li>Missed first four games of season due to injury</li> <li>Has not played on the season</li> </ul>	<p>Guard • 6-5 • Freshman • Bowie, Md. • DeMatha</p> <table border="1"> <thead> <tr> <th></th> <th>MIN</th> <th>PTS</th> <th>REB</th> <th>APG</th> <th>FG%</th> <th>3FG%</th> <th>FT%</th> </tr> </thead> <tbody> <tr> <td>2010-11</td> <td>--</td> <td>--</td> <td>--</td> <td>--</td> <td>--</td> <td>--</td> <td>--</td> </tr> <tr> <td>CAREER</td> <td>--</td> <td>--</td> <td>--</td> <td>--</td> <td>--</td> <td>--</td> <td>--</td> </tr> </tbody> </table>		MIN	PTS	REB	APG	FG%	3FG%	FT%	2010-11	--	--	--	--	--	--	--	CAREER	--	--	--	--	--	--	--
	MIN	PTS	REB	APG	FG%	3FG%	FT%																				
2010-11	--	--	--	--	--	--	--																				
CAREER	--	--	--	--	--	--	--																				
	<b>23</b>	<p><b>Ben Hansbrough</b></p> <ul style="list-style-type: none"> <li>Third in scoring in BIG EAST games (20.0 ppg)</li> <li>Has led the team in scoring on 16 occasions</li> <li>Named to Naismith Trophy Midseason 30 List</li> </ul>	<p>Guard • 6-3 • Senior • Poplar Bluff, Mo. • Poplar Bluff</p> <table border="1"> <thead> <tr> <th></th> <th>MIN</th> <th>PTS</th> <th>REB</th> <th>APG</th> <th>FG%</th> <th>3FG%</th> <th>FT%</th> </tr> </thead> <tbody> <tr> <td>2010-11</td> <td>35.0</td> <td>17.9</td> <td>3.8</td> <td>4.0</td> <td>47.5</td> <td>42.1</td> <td>81.4</td> </tr> <tr> <td>CAREER</td> <td>31.6</td> <td>11.6</td> <td>3.6</td> <td>3.6</td> <td>44.7</td> <td>39.9</td> <td>77.8</td> </tr> </tbody> </table>		MIN	PTS	REB	APG	FG%	3FG%	FT%	2010-11	35.0	17.9	3.8	4.0	47.5	42.1	81.4	CAREER	31.6	11.6	3.6	3.6	44.7	39.9	77.8
	MIN	PTS	REB	APG	FG%	3FG%	FT%																				
2010-11	35.0	17.9	3.8	4.0	47.5	42.1	81.4																				
CAREER	31.6	11.6	3.6	3.6	44.7	39.9	77.8																				
	<b>25</b>	<p><b>Tom Knight</b></p> <ul style="list-style-type: none"> <li>Has played in 11 games on season, including five in BIG EAST</li> <li>Has twice scored career-best seven points this season</li> <li>Pulled down career-best five rebounds against UMBC (Dec. 22)</li> </ul>	<p>Forward • 6-10 • Sophomore • Dixfield, Maine • Dirigo</p> <table border="1"> <thead> <tr> <th></th> <th>MIN</th> <th>PTS</th> <th>REB</th> <th>APG</th> <th>FG%</th> <th>3FG%</th> <th>FT%</th> </tr> </thead> <tbody> <tr> <td>2010-11</td> <td>4.2</td> <td>1.6</td> <td>1.3</td> <td>0.2</td> <td>44.4</td> <td>--</td> <td>1.000</td> </tr> <tr> <td>CAREER</td> <td>4.2</td> <td>1.6</td> <td>1.3</td> <td>0.2</td> <td>44.4</td> <td>--</td> <td>1.000</td> </tr> </tbody> </table>		MIN	PTS	REB	APG	FG%	3FG%	FT%	2010-11	4.2	1.6	1.3	0.2	44.4	--	1.000	CAREER	4.2	1.6	1.3	0.2	44.4	--	1.000
	MIN	PTS	REB	APG	FG%	3FG%	FT%																				
2010-11	4.2	1.6	1.3	0.2	44.4	--	1.000																				
CAREER	4.2	1.6	1.3	0.2	44.4	--	1.000																				
	<b>32</b>	<p><b>Joey Brooks</b></p> <ul style="list-style-type: none"> <li>Played in 23 contests this season</li> <li>Posted career-high 24 minutes of action against St. John's (Jan. 16)</li> <li>Dished out career-best three assists against UMBC (Dec. 22)</li> </ul>	<p>Guard • 6-6 • Sophomore • Houston, Texas • Strake Jesuit</p> <table border="1"> <thead> <tr> <th></th> <th>MIN</th> <th>PTS</th> <th>REB</th> <th>APG</th> <th>FG%</th> <th>3FG%</th> <th>FT%</th> </tr> </thead> <tbody> <tr> <td>2010-11</td> <td>8.4</td> <td>1.7</td> <td>1.2</td> <td>0.4</td> <td>36.7</td> <td>9.1</td> <td>42.9</td> </tr> <tr> <td>CAREER</td> <td>6.2</td> <td>1.8</td> <td>0.8</td> <td>0.3</td> <td>42.6</td> <td>27.8</td> <td>51.0</td> </tr> </tbody> </table>		MIN	PTS	REB	APG	FG%	3FG%	FT%	2010-11	8.4	1.7	1.2	0.4	36.7	9.1	42.9	CAREER	6.2	1.8	0.8	0.3	42.6	27.8	51.0
	MIN	PTS	REB	APG	FG%	3FG%	FT%																				
2010-11	8.4	1.7	1.2	0.4	36.7	9.1	42.9																				
CAREER	6.2	1.8	0.8	0.3	42.6	27.8	51.0																				
	<b>33</b>	<p><b>Mike Broghammer</b></p> <ul style="list-style-type: none"> <li>Tied career high points (5) in season opener vs. Ga. Southern</li> <li>Played in 10 games on the season</li> <li>Pulled down career best four boards against Chicago St. (Nov. 17)</li> </ul>	<p>Forward • 6-9 • Sophomore • Orono, Minn. • Hopkins</p> <table border="1"> <thead> <tr> <th></th> <th>MIN</th> <th>PTS</th> <th>REB</th> <th>APG</th> <th>FG%</th> <th>3FG%</th> <th>FT%</th> </tr> </thead> <tbody> <tr> <td>2010-11</td> <td>5.2</td> <td>1.8</td> <td>1.0</td> <td>0.1</td> <td>40.0</td> <td>--</td> <td>33.3</td> </tr> <tr> <td>CAREER</td> <td>5.3</td> <td>1.8</td> <td>1.0</td> <td>0.1</td> <td>42.9</td> <td>25.0</td> <td>38.5</td> </tr> </tbody> </table>		MIN	PTS	REB	APG	FG%	3FG%	FT%	2010-11	5.2	1.8	1.0	0.1	40.0	--	33.3	CAREER	5.3	1.8	1.0	0.1	42.9	25.0	38.5
	MIN	PTS	REB	APG	FG%	3FG%	FT%																				
2010-11	5.2	1.8	1.0	0.1	40.0	--	33.3																				
CAREER	5.3	1.8	1.0	0.1	42.9	25.0	38.5																				
	<b>34</b>	<p><b>Carleton Scott</b></p> <ul style="list-style-type: none"> <li>Seventh in BIG EAST for overall blocks per game (1.8 pg)</li> <li>Named to Old Spice Classic all-tournament team</li> <li>Recorded team-best seven double-doubles on the season</li> </ul>	<p>Forward • 6-8 • Senior • San Antonio, Texas • James Madison</p> <table border="1"> <thead> <tr> <th></th> <th>MIN</th> <th>PTS</th> <th>REB</th> <th>APG</th> <th>FG%</th> <th>3FG%</th> <th>FT%</th> </tr> </thead> <tbody> <tr> <td>2010-11</td> <td>29.9</td> <td>11.5</td> <td>7.2</td> <td>2.2</td> <td>46.9</td> <td>37.5</td> <td>88.7</td> </tr> <tr> <td>CAREER</td> <td>18.4</td> <td>6.3</td> <td>4.5</td> <td>1.2</td> <td>49.3</td> <td>36.9</td> <td>84.3</td> </tr> </tbody> </table>		MIN	PTS	REB	APG	FG%	3FG%	FT%	2010-11	29.9	11.5	7.2	2.2	46.9	37.5	88.7	CAREER	18.4	6.3	4.5	1.2	49.3	36.9	84.3
	MIN	PTS	REB	APG	FG%	3FG%	FT%																				
2010-11	29.9	11.5	7.2	2.2	46.9	37.5	88.7																				
CAREER	18.4	6.3	4.5	1.2	49.3	36.9	84.3																				
	<b>45</b>	<p><b>Jack Cooley</b></p> <ul style="list-style-type: none"> <li>Played in all 27 games on the season</li> <li>Scored career best 18 points vs. USF (Feb. 12) on 9-10 shooting</li> <li>Leads team in field goal percentage (48-73, 65.8%)</li> </ul>	<p>Forward • 6-9 • Sophomore • Glenview, Ill. • Glenbrook South</p> <table border="1"> <thead> <tr> <th></th> <th>MIN</th> <th>PTS</th> <th>REB</th> <th>APG</th> <th>FG%</th> <th>3FG%</th> <th>FT%</th> </tr> </thead> <tbody> <tr> <td>2010-11</td> <td>10.5</td> <td>4.1</td> <td>3.0</td> <td>0.4</td> <td>65.8</td> <td>--</td> <td>57.7</td> </tr> <tr> <td>CAREER</td> <td>8.2</td> <td>2.7</td> <td>2.4</td> <td>0.2</td> <td>60.2</td> <td>--</td> <td>50.0</td> </tr> </tbody> </table>		MIN	PTS	REB	APG	FG%	3FG%	FT%	2010-11	10.5	4.1	3.0	0.4	65.8	--	57.7	CAREER	8.2	2.7	2.4	0.2	60.2	--	50.0
	MIN	PTS	REB	APG	FG%	3FG%	FT%																				
2010-11	10.5	4.1	3.0	0.4	65.8	--	57.7																				
CAREER	8.2	2.7	2.4	0.2	60.2	--	50.0																				