

2006-07 Notre Dame Basketball



#20/20 Notre Dame (15-2, 3-1 BIG EAST)

vs.

Villanova (11-5, 1-4 BIG EAST)

Wednesday, January 17, 2007 • 7:00 p.m. (EST)

The Pavilion (6,500) • Villanova, Pa.

2006-07 Notre Dame Schedule (15-2, 3-1)

NOVEMBER

1 Wed.	ROCKHURST (Exhibition)	W, 79-44
6 Mon.	BELLARMINE (Exhibition)	W, 85-57
10 Fri.	IPFW	W, 92-49
13 Mon.	vs. Butler (ESPNU)!	L, 69-71
14 Tue.	vs. Lafayette@	W, 92-60
19 Sun.	THE CITADEL	W, 74-50
27 Mon.	LEHIGH	W, 93-87
29 Wed.	WINSTON-SALEM STATE	W, 90-45

DECEMBER

3 Sun.	vs. Maryland (BB&T Classic) (23/19)%	W, 81-74
7 Thur.	ALABAMA (4/5) (ESPN)	W, 99-85
16 Sat.	(21/-) ELON	W, 94-63
19 Tue.	(20/-) PORTLAND	W, 86-69
21 Thur.	(20/-) ARMY	W, 88-47
28 Thur.	(19/24) RIDER	W, 101-51
30 Sat.	(19/24) STONY BROOK	W, 95-66

JANUARY

3 Wed.	(17/22) LOUISVILLE*	W, 78-62
6 Sat.	(17/22) at Georgetown*	L, 48-66
9 Tue.	(T22/-) WEST VIRGINIA (21/21) (ESPN)*	W, 61-58
14 Sun.	(T22/-) SETON HALL*	W, 88-76
17 Wed.	at Villanova (ESPNU)*	7:00 p.m. (EST)
21 Sun.	USF*	1:00 p.m. (EST)
23 Tue.	at St. John's*	7:30 p.m. (EST)
27 Sat.	VILLANOVA (ESPN)*	4:00 p.m. (EST)
30 Tue.	at Syracuse (ESPNU)*	7:00 p.m. (EST)

FEBRUARY

3 Sat.	at USF *	8:00 p.m. (EST)
8 Thur.	at DePaul (ESPN)*	7:00 p.m. (EST)
15 Thur.	PROVIDENCE (ESPN)*	7:00 p.m. (EST)
18 Sun.	at Cincinnati (ESPNU)*	2:00 p.m. (EST)
20 Tue.	DePAUL (ESPN2)*	7:00 p.m. (EST)
24 Sat.	MARQUETTE (ABC)*	3:30 p.m. (EST)

MARCH

3 Sat.	at Rutgers (ESPN)*	4:00 p.m. (EST)
7- Wed/-	BIG EAST Championship	
10 Sat.	(Madison Square Garden)	

! — Dick's Sporting Goods NIT Season Tip-Off (First Round)
@ Consecro Fieldhouse
@ — Dick's Sporting Goods NIT Season Tip-Off (Second Round)
@ Consecro Fieldhouse
— NIT Season Tip-Off (Semifinal)
\$ — NIT Season Tip-Off (Consolation/Championship)
% — Verizon Center (Washington, D.C.)
* - BIG EAST Conference game
() — indicates Associated Press and ESPN/USA Today poll rankings at time of game



Media Information

Television: ESPNU: Bob Wischusen (play-by-play analyst) and Ron Perry (color analyst)

Radio: Jack Nolan (play-by-play analyst)
LaPhonso Ellis (color analyst)

Notre Dame Sports Properties originates the Notre Dame Radio Network which includes: WLS 890 AM in Chicago, Ill. (Chicago land area and Midwest); WZOW 97.7 FM and 102.3 FM in South Bend, Ind.; ESPN 950 AM in Indianapolis, Ind.; WLYV 1450 AM in Fort Wayne, Ind. and Northeast, Ind.; WLUV 96.7 AM in Rockford and DeKalb, Ill. and Beloit and Janesville, Wis.; WEFM 95.9 FM in Michigan City and Gary, Ind.; ESPN (WRSW) 1480 AM in Warsaw, Ind.; WAMW 107.9 FM and 1580 AM in Washington, Ind., Sirius Satellite Radio 159 and www.und.com.

Real-Time Stats: Live in-game statistics are available for all home games via the Notre Dame athletic website (www.und.com).

Notre Dame vs. Villanova:

Notre Dame, winners of 14 of its last 15 games, plays its second BIG EAST road game of the season in Wednesday's matchup against Villanova. The Wildcats are one of the Irish's three league repeat opponents this season. Wednesday's matchup will be the first in 10 days for the two schools with the second contest between the two schools slated for Sat., Jan. 27 at the Joyce Center. Notre Dame has played three of its four BIG EAST games at the Joyce Center. With Sunday's 88-76 victory over Seton Hall, Notre Dame improved to 13-0 at home and ran its current home win streak to 15 games dating back to the 2005-06 campaign. Notre Dame 13 home wins this season are the most for an Irish team since the 1999-00 season when that Irish squad finished with a 16-4 record. Notre Dame's 15-2 start is the best under head coach Mike Brey. The best start prior for the Irish under Brey was in 2002-03 when that squad started 14-2 before suffering its third loss of the season in the 17th game of that campaign. The last time a Notre Dame team began a season 15-2 after 17 games was during the 1978-79 season when that squad began the year with a 17-2 record. Notre Dame is 3-0 versus ranked opponents in 2006-07 - two more victories than a year ago when that squad posted a 1-7 record versus ranked foes. The Irish are ranked 20th in both the Associated Press and ESPN/USA Today rankings. Notre Dame is averaging 84.1 points per game (10th in the nation) and have topped the 90-point mark eight times and scored 80-plus points 12 times. Notre Dame and Villanova will be meeting for the 28th time since the inaugural meeting in 1970. The Wildcats own a 15-12 advantage in the series and have won nine of the last 11 meetings. This is just the second time that an Irish team has played at The Pavilion. The only other time was on Jan. 2, 1996 — a 76-57 Notre Dame loss.

A Fast BIG EAST Start:

Notre Dame's 3-1 start in BIG EAST play marks the second time in the past three seasons that the Irish have begun conference play under head coach Mike Brey with three wins in their first four games. Notre Dame was 4-1 in BIG EAST play following five games in 2004-05. The best start ever in conference play for an Irish team since joining the league in 1995-96 was in 2002-03 (Brey's third season) when that team was 6-1.

Philly Homecoming:

Tonight's game is a homecoming of sorts for several members of the Irish team who are from the nearby Philadelphia area — associate head coach **Sean Kearney (Darby, Pa.)**, coordinator of basketball operations **Martin Ingelsby (Berwyn, Pa.)**, **Ryan Ayers (Blue Bell, Pa.)** and **Rob Kurz (Lower Gwynedd, Pa.)**. **Russell Carter** can also make a claim to the Philly area as he is a native of Paulsboro, N.J.

TONIGHT'S PROBABLE STARTING LINEUP

2006-07 Statistics

No.	Player	Pos	Ht.	Wt.	Yr.	PPG.	RPG	Notes
31	Rob Kurz	F	6-9	235	Jr.	14.4	8.8	Has registered six double-doubles this season
44	Luke Harangody	F	6-8	250	Fr.	12.0	5.6	Earned first career start against Seton Hall
2	Tory Jackson	G	5-10	185	Fr.	5.0	2.4	Has started the last five games
15	Colin Falls	G	6-5	200	Sr.	12.2	2.7	Limited to just 19 minutes vs. SHU due to stomach flu
43	Russell Carter	G	6-4	220	Sr.	18.0	4.5	Current 17-game double-figure scoring streak is longest of career

OFF THE BENCH

2006-07 Statistics

No.	Player	Pos	Ht.	Wt.	Yr.	PPG.	RPG	Notes
11	Joe Harden	G	6-7	212	Fr.	1.4	1.2	Has played in 10 contests
20	Jonathan Peoples	G	6-3	214	Fr.	2.8	0.8	Scored a career-high nine points in 19 minutes off the bench vs. SHU
23	Kyle McAlarney	G	6-1	194	So.	10.3	2.2	Has been suspended from playing indefinitely
33	Zach Hillesland	F	6-9	227	So.	5.6	4.8	12 points, 10 rebounds and eight assists against Seton Hall
35	Kieran Piller	G	6-2	198	Sr.	0.3	0.3	Second-year walk-on
40	Luke Zeller	F/C	6-11	245	So.	5.7	2.9	Started the first 16 games of the season
41	Tim Andree	F	6-8	238	Fr.	0.4	0.2	First-year walk-on; Father Tim played basketball at ND (1979-83)
42	Ryan Ayers	G/F	6-8	210	So.	2.5	1.7	Scored a season-high seven points against Army

ESPN/USA Today (Week 11)

	LW
1. Florida	2
2. UCLA	3
3. Wisconsin	4
4. North Carolina	1
5. Kansas	6
6. Pittsburgh	7
7. Ohio State	5
8. Texas A&M	9
9. Alabama	13
10. Oregon	17
11. Air Force	15
12. Arizona	8
13. Nevada	T15
14. Oklahoma State	10
15. Butler	12
16. Clemson	14
17. Duke	11
18. Memphis	19
19. LSU	18
20. NOTRE DAME	NR
21. Washington State	23
22. Maryland	25
23. Texas	NR
24. Tennessee	20
25. Virginia Tech	NR

Brey, Wright Know Each Other Well:

Mike Brey and Villanova coach Jay Wright are certainly no strangers matching coaching wits against each other. Both were former coaches in the America East Conference (Brey at Delaware and Wright at Hofstra) the two faced each other 13 times from 1995-2000 with Brey owning a 9-4 edge in their coaching series. Tonight's game will be the 19th time the two have faced each other on the hardwood (Brey leads 11-7).

Not An Ordinary Irish Day:

The 48 points Notre Dame scored in its 66-48 loss to Georgetown on Jan. 6 were the fewest by an Irish team in BIG EAST play (in 11-plus seasons as a conference member). The point total also matched the lowest by a Notre Dame squad under Mike Brey (the Irish also scored 48 points in 61-48 loss to North Carolina State on Nov. 26, 2005). Saturday's game also marked just the second time under Brey that the Irish scored under 50 points in a contest. **Russell Carter** was the only Notre Dame player in double figures as he scored 12 points which was the first time this season that the Irish did not have multiple players in double figures.

Irish Are In Season 12 As BIG EAST Member:

Notre Dame began its 12th season as member of the BIG EAST Conference on Jan. 3 against Louisville. With its win, the Irish improved to 6-6 in BIG EAST openers and 3-4 under Irish head coach Mike Brey.

Quick Pace:

Notre Dame's win against Seton Hall was Notre Dame's 15th of the season and the earliest in terms of date that an Irish team has reached the 15-win plateau in the 102-year history of the program.

Young At Heart:

With freshmen **Luke Harangody** and **Tory Jackson** in the starting lineup against Seton Hall on Sunday, it marked the first time since the 2001-02 campaign that the Irish started two rookies. During that campaign, Chris Thomas started all 33 contests, while Jordan Cornette made six starts. Notre Dame was 4-2

when those two were in the starting lineup.

Irish Have Shown They Can Score:

Notre Dame has put up some impressive offensive numbers to date as the Irish are averaging 84.1 points per contest. Five players are averaging in double figures — **Russell Carter (18.0)**, **Rob Kurz (14.4)**, **Colin Falls (12.2)**, **Luke Harangody (12.0)** and **Kyle McAlarney (10.3)**. Notre Dame's 50-point margin of victory (101-51) against Rider on Dec. 28 marked the largest margin of victory under Brey. Prior to its 78-62 victory over Louisville on Jan. 3, the Irish had scored 80-plus points in nine consecutive games. The last time that occurred was during the 1976-77 campaign and also in 1975-76.

Ironman:

Colin Falls' return to the court last against Army on Dec. 21 marked the 100th career game that he had played in an Irish uniform. Falls has played in 106 career games and has been in the starting lineup on 75 occasions.

Poll Watching

	AP	ESPN/USA Today
Week 1	NR	NR
Week 2	NR	NR
Week 3	NR	NR
Week 4	NR	NR
Week 5	NR	NR
Week 6	21	NR
Week 7	20	NR
Week 8	19	24
Week 9	17	22
Week 10	T22	NR
Week 11	20	20

Streaking Along:

Before its 66-48 loss to Georgetown eight days ago on Jan. 6, Notre Dame had won 12 straight which marked the longest win streak for an Irish team since the 1973-74 campaign when that squad produced two 12-game win streaks during the season.

Points A Plenty:

After 17 contests, Notre Dame is averaging 84.1 points per game (good for 10th nationally in scoring offense). The Irish rank fourth in margin of victory at 20.6 points per game. During its recent 12-game win streak, Notre Dame's average margin of victory was 26.0 points per game (312 points).

Back In The Polls

Notre Dame entered the polls for the first time this season at No. 21 in the Associated Press rankings on Dec. 11, marking the first time since the first week of December of 2004 that it had earned a top-25 ranking. The Irish were never ranked after that point in 2004-05 and were not ranked at all during the 2005-06 campaign. This year's appearance in the polls marks the fifth time in seven seasons under head coach Mike Brey that his team has been ranked at some point during a season.

Three Times Is Nice For Harangody:

For the second time in three weeks and third time this season, **Luke Harangody** was named the BIG EAST Rookie of the Week after averaging 11.5 points and 5.0 rebounds in Notre Dame's two victories last week over West Virginia and Seton Hall. Harangody, along with the Eugene Harvey of Seton Hall, are the only two freshmen to have earned rookie-of-the-week honors on three occasions. **Russell Carter** was tabbed for Honor Roll recognition also for the third time after averaging 21.5 points and 6.5 rebounds. He also has earned BIG EAST player-of-the-week honors on one occasion.

Brey Receives Honorary Monogram:

Notre Dame head coach Mike Brey received an honorary monogram from the Notre Dame Monogram Club at the Athletic Department's Christmas Party on Dec. 14. Honorary monograms are occasionally awarded to people who have provided exceptional service to the University, whereby extending invitations to them to be members of the Notre Dame Monogram Club. Recipients - whose identities are traditionally kept a secret until the actual ceremonies - are presented with a scroll and blue blazer adorned with the Monogram Club logo. The select group of honorary monogram winners includes such notables as the late Pope John Paul II and United States President Ronald Reagan; former University president Rev. Ted Hesburgh, C.S.C.; television personality Regis Philbin; and national-championship football coaches Ara Parseghian and Lou Holtz.

A Different Story:

Notre Dame's 81-74 win against No. 23/19 Maryland on Dec. 3 snapped a seven-game losing streak for the Irish against ranked opponents. Four nights later, on Dec. 7, Notre Dame crafted a 99-85 victory against No. 4/5 Alabama at the Joyce Center for its first win over a top-10 team since the 2004-05 campaign. The Irish knocked off their third ranked opponent of the season with their victory over No. 21/21 West Virginia on Jan 9. Notre Dame faced eight ranked foes a year ago and was just 1-7 versus those opponents.

@ Alabama (22/21) - W, 78-71
@ Pittsburgh (22/20) - L, 97-100 (2OT)
vs. Syracuse (-/24) - L, 82-88
vs. Georgetown (21/-) - L, 82-85 (2OT)
vs. Villanova (6/6) - L, 70-72
@ West Virginia (11/11) - L, 70-71
@ Connecticut (3/4) - L, 74-75 (OT)
vs. Georgetown (23/20) - L, 63-67
(BIG EAST Tournament)

Irish Enjoy Back-To-Back Wins Versus Ranked Foes:

The last time Notre Dame faced back-to-back ranked opponents was last season during the 2005-06 campaign when the Irish played three consecutive ranked foes — Georgetown, Villanova and West Virginia. Their two consecutive wins over ranked foes Maryland and Alabama are the first back-to-back wins over ranked opponents since the 2002-03 campaign when that Irish squad put together a three-game win streak in the span of six days:

vs. Marquette (13/10) 92-71 (12/2/02)
vs. Maryland (9/8) 79-67 (12/7/02) - BB&T Classic First Round
vs. Texas (2/2) 98-92 (12/8/02) - BB&T Classic Championship Game

2006-07 BIG EAST Preseason Coaches' Poll

	Pts.
1. Pittsburgh (10)	219
2. Georgetown (4)	212
3. Syracuse (1)	182
4. Marquette (1)	181
5. Connecticut	173
6. Louisville	149
7. Villanova	146
8. DePaul	134
9. St. John's	105
10. Providence	102
11. NOTRE DAME	80
12. West Virginia	72
13. Cincinnati	52
14. Rutgers	49
15. Seton Hall	42
16. USF	22

First-place votes in parentheses

2006-07 Preseason All-BIG EAST Team

Jeff Adrien, Connecticut
Wilson Chander, DePaul
Sammy Mejia, DePaul
Jeff Green, Georgetown
Roy Hibbert, Georgetown
Juan Palacios, Louisville
Dominic James, Marquette
Aaron Gray, Pittsburgh
Lamont Hamilton, St. John's
Terrence Roberts, Syracuse
Curtis Sumpter, Villanova

2006-07 Preseason All-BIG EAST Honorable Mention

David Padgett, Louisville
Colin Falls, Notre Dame
Eric Devendorf, Syracuse

2006-07 Preseason BIG EAST Co-Players of the Year

Aaron Gray, Pittsburgh

2006-07 Preseason BIG EAST Rookie of the Year

Paul Harris, Syracuse

**Associated Press
(Week 11)**

	LW
1. Florida	2
2. Wisconsin	3
3. UCLA	4
4. North Carolina	1
5. Kansas	6
6. Pittsburgh	7
7. Ohio State	5
8. Texas A&M	8
9. Oregon	15
10. Alabama	14
11. Arizona	10
12. Oklahoma State	9
13. Air Force	18
14. Duke	11
15. Nevada	19
16. LSU	13
17. Memphis	20
18. Butler	12
19. Clemson	17
20. NOTRE DAME	22
21. Texas	25
22. Tennessee	16
23. Virginia Tech	NR
24. Marquette	NR
25. Kentucky	NR

Irish Love The BB&T Classic:

With its win over Maryland (81-74) at the BB&T Classic on Dec. 3, Notre Dame improved to 3-0 overall in the event. The Irish won the title in December of 2002 by knocking off the defending national champion Maryland (ranked ninth and eighth in the Associated Press and ESPN/USA Today polls) 79-67 in the first round and then dispatching second-ranked Texas (who advanced to the Final Four that spring) 98-92 in the championship game.

Friendly Confines For Irish At Verizon Center:

Despite its loss to Georgetown at the Verizon Center (formerly the MCI Center) on Jan. 6, Notre Dame still owns an 8-3 record all-time in games played at that facility. Earlier in the season, the Irish posted an 81-74 victory against Maryland at the Verizon Center on Dec. 3. That contest marked the first time Notre Dame had made an appearance at the Verizon Center since suffering a 55-54 setback to Georgetown on Jan. 23, 2005. Prior to the loss, Notre Dame had won six straight at the Verizon Center. During the 2002-03 campaign, the Irish were 3-0 in the MCI Center with victories over 2001 national champion Maryland (79-67) and Texas (98-92) to win the 2002 BB&T Classic in early December and then ended the regular season with an 86-80 win over Georgetown. Notre Dame's first-ever appearance at the Verizon Center was on Feb. 7, 1998 and the Irish dropped a 76-56 decision to the Hoyas. It's first win in the building was a 77-54 victory on March 4, 2000. Four of Notre Dame's six wins in the Verizon Center have come against the Hoyas. Notre Dame's head coach Mike Brey is 6-2 all-time in the MCI Center (3-2 versus the Hoyas). Certainly one of the most memorable was an epic four-overtime contest as the Irish prevailed 60 minutes later with a 116-111 victory. Former Irish standout Chris Thomas played the entire game in what ranks as the longest game in Notre Dame and BIG EAST Conference history.

Winning Impressively:

Eight of Notre Dame's 15 victories have been by 24 or more points as the Irish are outscoring their opponents by a +20.6 margin (84.1 to 63.5). Coach Mike Brey's squad has posted wins of 30-plus points in six games — IPFW (+43 points), Lafayette (+32 points), The Citadel (+24 points), Winston-Salem (+45 points), Elon (+31 points), Army (+41 points) Rider (+50) and Stony Brook (+29 points). The 50-point win over Rider on Dec. 28 was the largest margin of victory since a 126-73 win (53 points) over Miami on Feb. 22, 1986. **The 99 points scored by Notre Dame in its victory over Alabama were the most by an Irish**

team over a top-10 opponent since Feb. 15, 1992 in a 101-98 victory at No. 10 Syracuse.

Big Win:

Notre Dame's 14-point margin of victory in its win over Alabama was the fifth-largest by an Irish team over a top-five opponent (ranked in the Associated Press poll).

- 21 pts. 3/5/55 85-64 @ No. 4 Marquette (ND unranked)
- 20 pts. 3/19/78 84-64 vs. No. 3 DePaul - NCAA Third Round (ND was No. 6)
- 31 pts. 3/3/90 98-67 vs. No. 3 Missouri (ND unranked)
- 16 pts. 2/5/94 79-63 vs. No. 4 UCLA (ND unranked)
- 14 pts. 12/7/96 99-85 vs. No. 4 Alabama (ND unranked)**

Irish 1-1 At NIT:

Notre Dame finished with a 1-1 record in the two games of the Dick's Sporting Goods NIT Season Tip-Off Midwest Region held at Conseco Fieldhouse in Indianapolis.

vs. Butler: The Irish dropped a tough two-point decision (71-69) against Butler. In that contest, **Colin Falls** and **Luke Harangody** led Notre Dame with 17 points each, while **Russell Carter** added 15. Harangody also registered the first double-double of his young career as he grabbed 10 boards. The Irish shot 48.1 percent from the field and 58.8 percent from three-point range, while Butler connected on 49.1 percent overall from the floor.

vs. Lafayette: Notre Dame shot a blistering 72.0 percent (18-25) from the floor en route to the 32-point victory (92-60) and was 35-60 overall from the field (58.3%). **Russell Carter** notched his second 20-point outing of the season as he finished with 20 points to lead four Irish players in double figures. **Luke Harangody** tossed in a career-high 18 points, while **Rob Kurz** added 16 points and eight rebounds. Rookie **Tory Jackson** scored 10 points. **Kyle McAlarney** dished off a career-high 12 assists in the game as part of Notre Dame's 28 assists overall in the contest.

What's Not To Like About These Numbers:

Here are some of the impressive numbers from Notre Dame's season-opening win over IPFW...

- Notre Dame shot 61.5 percent in the first half.
- Notre Dame's 55 first-half points were the second-most ever scored by the Irish in the first half under Mike Brey.
- The +26 differential in rebounding (54-28) is the largest ever by an Irish team under Mike Brey in six-plus seasons and the third-most rebounds in a regulation game.
- The 92 points were the most scored in season opener since the 2001-02 season (99-53 vs. New Hampshire on Nov. 16, 2001).

The Captains:

Seniors **Colin Falls** and **Russell Carter** and junior **Rob Kurz** were selected captains by a vote of their teammates. Kurz' selection marks the third time in four years that the Irish have had a junior serving as a team captain. Falls and Kurz started the year as Notre Dame's two captains, while Carter was recently voted as a captain by his teammates.

Falls Returns:

After missing the Elon (Dec. 16) and Portland (Dec. 19) games with plantar faciitis, **Colin Falls** was back in the lineup against Army on Dec. 21. Falls missed the two contests after undergoing shock wave therapy on Dec. 8. The procedure was done to treat the plantar faciitis in his left foot. Against the Black Knights he tallied a season-high 24 points in just 18 minutes of action. Falls was 9-11 from the field (after hitting his first seven shots) and was 6-8 from three-point range. Prior to the Elon game on Dec. 16, Falls had played in all 99 games of his career and made 60 consecutive starts.

Early Start:

Series Record vs. Villanova

Villanova leads 15-12

Home: 7-7, Away: 5-8, Neutral: 0-0

Date	Site	Result	Score
1-10-70	Notre Dame, IN	W	94-92
2-11-71	Philadelphia, PA	L	81-99
3-1-72	Notre Dame, IN	L	75-78
2-1-73	Philadelphia, PA	W	82-66
3-2-74	Notre Dame, IN	W	115-85
1-11-75	Philadelphia, PA	W	125-90
2-11-76	Notre Dame, IN	W	84-57
1-5-77	Philadelphia, PA	L	62-64
1-19-78	Notre Dame, IN	W	70-69
1-6-79	Philadelphia, PA	W	75-64
1-15-80	Notre Dame, IN	W	70-69
1-6-81	Philadelphia, PA	W	94-65
1-19-82	Notre Dame, IN	L	46-48
1-7-83	Philadelphia, PA	L	55-61
1-21-84	Notre Dame, IN	W	81-68
1-2-96	Philadelphia, PA	L	57-76
1-14-97	Notre Dame, IN	L	57-68
2-16-97	Philadelphia, PA	L	70-75
2-18-98	Notre Dame, IN	L	61-81
1-7-99	Notre Dame, IN	L	62-93
1-16-99	Philadelphia, PA	L	58-85
2-8-00	Philadelphia, PA	L	69-86
1-6-02	Notre Dame, IN	L	72-74
1-10-04	Philadelphia, PA	W	82-78
1-8-05	Notre Dame, IN	W	78-72
1-26-05	Philadelphia, PA	L	60-65
1-28-06	Notre Dame, IN	L	70-72

Scoring	Total	Average
Notre Dame	2005	74.3
Villanova	2005	74.0

Current Win Streak: Villanova, 1 games

Brey vs. Villanova: 2-3

ND Biggest Win: 35 (125-90 on 1-11-75)

Villanova Biggest Win: 27 (58-85 on 1-16-99)

ND Biggest Win Streak: 4 (twice)

Villanova Biggest Win Streak: 8 (1996-2002)

Notre Dame's season opener against IPFW marked the earliest start date ever in the 102-year history of the program. The earliest start date prior to this had been in 1998 when that Irish squad opened up the 1998-99 campaign with a 76-65 loss to Miami of Ohio on Nov. 13.

Irish in Season Openers:

Notre Dame owns an all-time record of 84-18 (.824) in season openers and have won all seven of its openers under head coach Mike Brey. Since the opening of the Joyce Center in 1968-69, Irish teams are 33-6 (.846) in home openers. The last time Notre Dame lost a season opener at home was to Miami of Ohio on November 13, 1998.

Irish Roll Under Brey In November:

Notre Dame completed the month of November with a 5-1 record. Under head coach Mike Brey, the Irish are 26-3 (.897) all-time in games played during the month of November. The three November losses have been to Creighton 80-75 in the championship game of the Guardians Classic on Nov. 26, 2002; to North Carolina State (61-48) at the John R. Wooden Tradition at Conseco Fieldhouse in Indianapolis on Nov. 26; and to Butler (71-69) on Nov. 13 in the first round of the NIT Season Tip-Off.

Irish Perfect In December:

Notre Dame's win against Stony Brook on Dec. 30 allowed the Irish to finish the month of December with a 7-0 record. Only once under Mike Brey have the Irish completed action in the month of December without a loss — Brey's 2002-03 squad finished 6-0.

The Irish All-Time:

The 2006-07 men's basketball campaign marks the 102nd season of basketball and 12th as a member of the BIG EAST Conference. In 101-plus seasons, Irish teams have posted a 1595-879 record for a .645 winning percentage. In BIG EAST play, Notre Dame owns an 93-95 (.495) record all-time in conference regular-season play.

Series Record vs. Villanova:

Villanova leads the all-time series 15-12. The two schools have played each other on 12 occasions as BIG EAST foes with the Wildcats winning 10 of those contests. Villanova had won eight straight over the Irish before Notre Dame notched its first victory (an 82-78 decision) on Jan. 10, 2004. This will be just the second time that an Irish team has played at The Pavilion.

Always In It:

Since the 2005-06 campaign, Notre Dame's 16 losses have been by a combined 79 points for an average of 4.9 points per game. The 14 setbacks a year ago were by a total of 59 points (4.2 points). The only double-digit loss was to North Carolina State (61-47). The

Irish suffered 10 BIG EAST losses during the regular season and those were by a combined 35 points (3.5).

Key Runs:

Notre Dame used key second-half runs and exploded for 52 and 50 points respectively in the second 20-minute stanza of each game in wins over Maryland and Alabama.

vs. Maryland: The Irish scored 52 second-half points, outscoring the Terrapins 52-42. Trailing 44-37, Notre Dame used a 25-7 run in a span of five minutes and turned the seven-point deficit into an 11-point advantage in just over five minutes.

vs. Alabama: Notre Dame outscored the Crimson Tide 50-36 in the second half after the two teams were knotted 49-49 at the break. The Irish trailed by nine points with just over 11 minutes to play in the first half. Trailing 66-62 with 14:28 to play, Notre Dame took the lead for good at the 13:23 mark and used an 18-9 run to open up a 10-point advantage with five minutes remaining in the contest. Alabama cut the deficit to three (85-82) with 3:02 to play, but closed out the game with a 14-3 run and led by as many as 17 (99-82) with 19 second left in the contest.

Second Half Spurt:

Notre Dame has outscored its opponents 723-579 (42.5 to 34.1) in the second half of games this season. On four occasions this season, the Irish have topped the 50-point mark in the second half.

	<u>Halftime Score</u>	<u>Second Half</u>	<u>Final Outcome</u>
vs. Maryland	trailed 29-32	52-42	81-74
vs. Alabama	tied 49-49	50-36	99-85
vs. Portland	led 35-29	51-40	86-69
vs. Stony Brook	led 43-28	52-38	95-66

Hard-NOSEd Player:

Junior **Rob Kurz** sustained a broken nose in practice on Nov. 5 after being elbowed accidentally by teammate **Luke Harangody**. He underwent surgery on the morning of Nov. 6 at 10:30 a.m. and was in street clothes that evening sitting on the bench in the exhibition game against Bellarmine. He returned to practice on Nov. 8.

Keeping It Close:

In the 72 losses suffered by Irish teams in Mike Brey's six-plus seasons, only 17 have been by 10 or more points and have been by a combined 478 for an average of 6.6 points per game. Notre Dame's 18-point loss (66-48) to Georgetown was the largest under Brey.

Over The Century Mark:

Notre Dame's 101-51 victory over Rider on Dec. 28 marked the seventh time in the Mike Brey era that an Irish team has topped the 100-point plateau. The last time Notre Dame scored 100-plus points was on Feb. 18, 2006 in a 102-91 victory at Seton Hall.

Going Overtime:

Notre Dame played five overtime games last season, matching the school record set during the 1955-56 campaign when that Irish team finished 1-4 in overtime contests. Three of those contests a year ago were decided in double overtime. The Irish were 0-5 in overtime games a year ago.

Seven Straight Postseason Appearances:

Since 2000, Notre Dame has appeared in either the NCAA or NIT tournaments each of the last seven years. The Irish played in the 2000 NIT and then earned consecutive NCAA tournament berths — 2001, '02, '03, followed by NIT appearances in '04, '05 and '06. This is the longest stretch of postseason appearances for Irish teams since making eight straight from 1983-90 (NIT in 1983 and '84 and NCAA from 1985-90).

Big Luke=Big Numbers:

After 17 games, freshman **Luke Harangody** is fourth on the team in scoring (12.0) and second in rebounding (5.6). He has scored in double figures in 13 games and was the first Notre Dame freshman since Troy Murphy in 1998-99 to begin his rookie season scoring in double figures in five straight games. Murphy began his career by scoring in double figures in 12 consecutive outings. Harangody recorded the first double-double of his career, and the first by an Irish freshman since Torin Francis in November of 2002, when he scored 17 points and grabbed 10 rebounds the loss to Butler. In back-to-back games against Lafayette and The Citadel, he produced consecutive 18-point outings. Harangody registered his second double-double of the season against Elon as he finished with 12 points and 10 rebounds and versus Army (10 points and career-high 12 rebounds) and Rider (18 points, 10 rebounds), he posted back-to-back double-doubles for the first time in his career. Harangody is shooting 52.1 percent from the field (76-146) and 83.9 percent (52-62) from the free-throw line and has earned BIG EAST Rookie of the Week honors three times this season.

Outscoring The Opponent:

In the 74-50 win over The Citadel on Nov. 19, Notre Dame held a 40-12 advantage at the break as the Irish limited the Bulldogs to just 21.7 percent shooting in the half (5-23). The 12 points were the fewest allowed by a Notre Dame team under Mike Brey in six-plus seasons. **Luke Harangody** came off the bench and scored 16 first-half points (7-9 from the field and 2-2 from the free-throw line) in 11 minutes, not only averaging 1.5 points per minute, but also outscoring the entire Citadel squad in the first 20 minutes of the contest.

Hot Shooting:

Notre Dame is shooting 49.2 percent from the field (480-976) and 40.1 percent from three-point range (153-382). The Irish have shot better than 50.0 percent from the field in 10 games this season — (54.0 percent (34-63) vs. IPFW, 58.3 percent (35-60) against Lafayette, 54.5 percent (31-55) vs. Lehigh, 57.1 percent (32-56) against Winston-Salem St., 51.6 percent (32-62) vs. Alabama, 52.5 (31-59) vs. Army, vs. Rider, 51.5 percent (34-66) vs. Stony Brook, 50.9 (27-53) against West Virginia, 53.5 percent (23-43) and vs. Seton Hall, 53.4 percent (31-58). In the Lafayette game, Notre Dame shot a blistering 72.0 percent (18-25) in the second half, the highest field-goal percentage ever by an Irish team in a half under head coach Mike Brey. Prior to its game against The Citadel, Notre Dame had not shot below 48.0 percent in a game as the Irish also connected on 48.1 percent (25-52) in their loss to Butler. Notre Dame shot a season-low 30.8 percent against Georgetown in its 66-48 loss.

Board Dominance:

Not known in recent years to be a dominant rebounding team, Notre Dame has been exceptional on the boards this season and is currently outrebounding its opponent 38.9 to 30.1 for a +8.8 advantage (8th nationally). The Irish outrebounded each of its first seven opponents — IPFW (54-28), Butler (29-24), Lafayette (35-23), The Citadel (40-34), Lehigh (32-24), Winston-Salem St. (46-25) and Maryland (40-37) before being outrebounded 45-32 against Alabama. Notre Dame has outrebounded 14 of its 17 opponents.

BIG EAST Breakdown:

Notre Dame will play DePaul, USF and Villanova twice as part of its 16-game BIG EAST schedule. As was the case in 2005-06, each team will face 10 opponents once and three opponents twice (both home and away), but will not play two teams. The Irish will play home games against Louisville, Marquette, Providence, Seton Hall and West Virginia and will face Cincinnati, Georgetown, Rutgers, St. John's and Syracuse on the road. The two schools Notre Dame will not play during the upcoming campaign are Connecticut and Pittsburgh.

Russellmania:

Russell Carter is the only Irish player who has scored in double figures in all 17 games this season and leads the team in scoring with an 18.0 scoring average. In addition, he has scored 20-plus points in seven contests. His most recent 20-plus point outing was against Seton Hall on Sunday as he finished with 24 points and 10 rebounds for his first double-double of the season and second of his career. He had a career-high 28-point effort against Portland on Dec. 19. His 12-point effort against Army on Dec. 21 snapped a three-game streak in which he had registered 20-plus points (the second time in his career that he has done that). In the three games (Alabama, Elon and Portland) in which he posted 20-plus point efforts, he averaged 25.3 points — the highest three-game scoring average and most points (76) in his career.

Lafayette Brings Out Best in Kurz:

Two of junior forward **Rob Kurz**' best games have come against Lafayette, ironically, the alma mater of both of his parents. In the 2005 season opener, Kurz scored a career-high 18 points on 8-10 shooting from the field (1-1 from three-point range and 1-1 from the line) and grabbed eight rebounds in 25 minutes of action. In Notre Dame's win on Nov. 14 versus the Leopards, he scored 16 points and again hauled in eight boards as he shot 7-10 from the field and 2-2 from three-point range. In the two games, he shot 75.0 percent (15-20) from the field and was perfect from three-point range (3-3).

Free-Throw Shooting in Final Five Minutes and Overtime:

Tim Andree	0-2 (.000)
Ryan Ayers	4-4 (1.000)
Russell Carter	5-5 (1.000)
Colin Falls	10-11 (.909)
Luke Harangody	8-8 (1.000)
Joe Harden	3-3 (1.000)
Zach Hillesland	8-13 (.615)
Tory Jackson	5-11 (.455)
Rob Kurz	17-20 (.850)
Kyle McAlarney	4-5 (.800)
Jonathan Peoples	6-8 (.750)
Kieran Piller	0-2 (.000)
Luke Zeller	2-3 (.667)
	69-91 (.758)
Opponents	29-42 (.690)

Double The Pleasure:

Rob Kurz' 15 points and 10 rebounds against Stony Brook was sixth double-double of the season. He posted three consecutive double-doubles for the first time in his career against Alabama, Elon and Portland and has grabbed 10-plus rebounds in seven contests. **Luke Harangody** is second on the team with four doubles, including one in each of the games against Army and Rider.

BIG EAST Formula For Success Under Brey:

Since his arrival at Notre Dame, **Mike Brey** has led Notre Dame to a 58-42 (.580) record in BIG EAST regular-season games and a 2-6 mark in tournament play for an overall record of 60-48 (.556) against league foes. In Brey's first season, the Irish posted their first-ever winning record in BIG EAST play and won the BIG EAST West Division title with an 11-5 mark. Prior to Brey's arrival at Notre Dame, Irish teams had a 35-53 (.398) regular-season record since joining the league in 1995-96.

253 And Counting:

Heading into tonight's game against Villanova, Notre Dame has hit at least one three-pointer in 253 straight games, a mark that dates back to the 1998-99 campaign. The last time an Irish team failed to hit a three-pointer was a 101-70 loss to Connecticut at the Hartford Civic Center on Jan. 12, 1999 as Notre Dame finished 0-7 from beyond the arc in the game. The 2005-06 Irish squad set the single-season record with 288 three-pointers.

Spreading the Wealth:

Notre Dame is averaging 18.9 assists per game (eighth nationally) and had a season-high 28 against Lafayette with 35 baskets coming off of 28 assists. Twelve of those assists in the game were dished out by **Kyle McAlarney**, which marked a career-best for the Irish sophomore. This year, Notre Dame owns a 0.67 assist-to-basket ratio (322 assists on 480 baskets). Seven players have 20-plus assists.

Who's It Going To Be This Time:

Five players are averaging double figures for the Irish this season. **Russell Carter** leads the team with a 18.0 scoring average, followed by **Rob Kurz** (14.4), **Colin Falls** (12.2), **Luke Harangody** (12.0) and **Kyle McAlarney** (10.3). Through the first 17 games, five different players have led the Irish in scoring this season. Carter has led the Irish in the scoring column on nine occasions and Kurz three times. Both Harangody and Falls have been the top scorers twice, while McAlarney has led the Irish on one occasion. Carter has led the Irish in scoring in each of the last five games.

Action Jackson:

Tory Jackson has responded well to his role as Notre Dame's starting point guard. Jackson earned his first career start against Stony Brook on Dec. 30 and finished with three points, two rebounds, two assists and three steals. Against Louisville, he scored a career-high 14 points (5-8 from the field), in addition to matching his career-high with five rebounds and five assists and making two steals while playing a career-high 37 minutes. And while he did not score in the West Virginia game, Jackson did dish off a career-high six assists and made three steals — including one with 1:32 to play after the Mountaineers had cut the deficit to 55-53.

Home Sweet Home:

Since the inaugural season in 1968-69 at the Joyce Center, Notre Dame owns a 469-141 record all-time for a .769 winning percentage. The Irish are 84-27 (.757) at the Joyce Center during Mike Brey's six-plus seasons, and since the 1996-97 campaign, they own a 132-42 mark for a .759 winning percentage. Notre Dame's 13 wins at home this season marks the ninth time in 10 years that the Irish won 10 or more home games. The Irish played their 600th game at the Joyce Center on Nov. 27, 2006 versus Lehigh.

Almost Perfect:

Rob Kurz leads the team in free-throw percentage as he is shooting 83.7 percent from the charity stripe (97-116). He missed two free throws in the Elon game which ended a string of 30 consecutive made. Prior to that, he had not missed an attempt since his last attempt of

2006-07 BIG EAST STANDINGS

(through games of Jan. 165)

	Overall Record	BIG EAST Record
Pittsburgh	16-2	4-0
NOTRE DAME	15-2	3-1
Syracuse	14-4	3-1
Providence	12-4	2-1
Marquette	16-4	3-2
West Virginia	13-3	3-2
Connecticut	12-3	2-2
DePaul	11-7	2-2
Louisville	12-6	2-2
Seton Hall	10-6	2-2
Georgetown	11-5	1-2
Villanova	11-5	1-3
St. John's	10-7	1-3
USF	10-8	1-3
Rutgers	8-9	1-3
Cincinnati	9-7	0-2

Players of the Week

Nov. 20	Melvin Buckley (USF)
Nov. 27	Jerel McNeal (MU)
Dec. 4	Sammy Mejia (DU)
Dec. 11	Russell Carter (ND)
Dec. 18	Demetrius Nichols (SU)
Dec. 27	Geoff McDermott (PC)
Jan. 2	Sammy Mejia (DU)
Jan. 8	Herbert Hill (PC)
Jan. 15	Dominic James (MU)

Rookies of the Week

Nov. 20	Luke Harangody (ND)
Nov. 27	Deonta Vaughn (UC)
Dec. 4	Eugene Harvey (SHU)
Dec. 11	Eugene Harvey (SHU)
Dec. 18	Jerome Dyson (UC)
Dec. 27	Deonta Vaughn (UC)
Jan. 2	Luke Harangody (ND)
Jan. 8	Eugene Harvey (PC)
Jan. 15	Luke Harangody (ND)

Notre Dame Weekly Honor Roll Honorees:

Rob Kurz (Dec. 4 and Dec. 18); Kyle McAlarney (Dec. 11); Russell Carter (Dec. 27, Jan. 2 and Jan. 15)

the first half against Lehigh. In the win over the Leopards, he was 10-10 from the line in the second half and followed that up by going 8-8 versus Winston-Salem St. and was 4-4 from the line in both games against Maryland and Alabama. He is one of Notre Dame's best free-throw shooter in the last five minutes of the game having converted 17 of his 20 attempts.

Welcome To The Club:

Senior **Colin Falls** became the 46th player in Notre Dame history to score 1,000 points with his 13-point outing against Winston-Salem St. on Nov. 29. Falls has 1,110 career points for a 10.5 career scoring average. He has played in 106 career outings and started 75.

Free Falls-ing:

In 106 career outings, 271 of **Colin Falls'** 330 career field goals have come from three-point range which translates into an 82.1 percentage. Last season, he set the school record for three-point field goals made with 102 and is the only player in Notre Dame history with 90-plus three-pointers in two seasons (he also had 93 as a sophomore in 2004-05). During his career, he has connected on 271-of-684 three-point field goal attempts for a 39.6 percent accuracy from the field. Falls needs 32 three-point field goals this season to eclipse Chris Thomas' career mark of 302 he set from 2001-05.

Another Way To Get His Three Points:

While connecting from beyond the arc has been the conventional way of scoring three points for **Colin Falls**, the senior guard has had a penchant the last three seasons for getting fouled shooting a three-pointer and going to the free-throw line for three attempts. As a sophomore, he was fouled a total of 16 times while shooting from beyond the arc and converted on 43-48 (.896) of his free-throw attempts. A year ago, Falls was fouled eight times and converted 19-25 (.760), including a first-ever four-point play versus Georgetown in the regular-season meeting between the two schools that sent the game into overtime. This year, he has been fouled seven times (once versus Butler, West Virginia and Seton Hall and twice against Lehigh and Alabama) and has connected on 14-17 attempts. In his career he is 76-89 (.854) from the line after getting fouled while shooting a three-pointer. In the Seton Hall game Falls was fouled after making a three-pointer and converted the free throw for the four-point play.

Road Warriors:

In **Mike Brey's** six-plus seasons, his Irish teams have compiled a road record of 49-45 (.521) that includes a 32-32 mark (.500) in true road games and a 17-13 (.552) record in neutral site contests.

Irish On The Road Under Brey:

	<u>Away</u>	<u>Neutral</u>	<u>Overall</u>
2006-07	0-1.....	2-1.....	2-2
2005-06	4-7.....	0-2.....	4-9
2004-05	4-6.....	0-1.....	4-7
2003-04	6-5.....	2-1.....	8-6
2002-03	4-5.....	6-3.....	10-8
2001-02	8-4.....	5-3.....	13-7
2000-01	6-4.....	2-2.....	8-6
Totals	32-32.....	17-13.....	49-45
	(.500).....	(.567).....	(.521)

The Phonz Returns:

Former Irish great LaPhonso Ellis (1988-92) returns to be the color analyst for Notre Dame basketball games on the radio, teaming with play-by-play analyst Jack Nolan in 2005-06. Nolan was the color analyst for a number of years on the network, but assumes the play-by-play duties this year. Ellis, who ranks 13th all-time in career scoring and third in rebounding (1,075), will do a select number of games this season.

Frontcourt Efficiency:

Notre Dame's backcourt has long been a staple of Mike Brey's offense, but this year, the Irish frontcourt is putting up impressive numbers of its own. Between its four frontline players, Notre Dame is shooting 55.3 percent from the field (214-387). **Zach Hillesland** has missed just 16 shots for a 69.0 shooting percentage as he has connected on 34-50; **Luke Zeller** is shooting 55.5 percent as he has made 36-65 from the field; **Rob Kurz** has made 68 of his 126 shot attempts for a 54.0 percent accuracy and **Luke Harangody** has connected on 76-146 from the field, good for 52.1 percent.

Home Grown:

There are two Indiana natives on this year's Irish roster, and coincidentally, both are named Luke — sophomore forward Luke Zeller and freshman forward Luke Harangody. Zeller hails from the southern part of the state in Washington, while Harangody's hometown of Schererville is the western end. The last time a Notre Dame roster had more than one scholarship player from the state of Indiana was in 1993-94 — Joe and Jon Ross (Wabash) and Jason Williams (Indianapolis).

There's a New Guy In Town:

There's a new face along the Irish sidelines this season. **Gene Cross**, a 1994 graduate of Illinois, joins the Notre Dame basketball staff after spending the 2005-06 campaign at Virginia. A 10-year veteran of the collegiate ranks, he spent three years (2002-05) on Dave Leitao's staff at DePaul before moving to Virginia when Leitao became the Cavaliers' head coach. He also spent six years on the staff at University of Illinois-Chicago (1996-02).

Media Information

2006-07 Notre Dame Men's Basketball Teleconference

Phone: (317) 263-8800

Passcode: 222856

All teleconferences begin at 10:00 a.m. (EST)/9:00 a.m. (CST)

Thursday, January 25

Thursday, February 1

Wednesday, February 7

Wednesday, February 14

Thursday, February 22

Thursday, March 1

2006-07 BIG EAST Teleconferences

Call: (913) 381-5533

Jan. 11, Jan. 25, Feb. 8 and Feb. 22

11:00 a.m.	Mick Cronin (Cincinnati)
11:08 a.m.	Tom Crean (Marquette)
11:16 a.m.	John Thompson, II (Georgetown)
11:24 a.m.	Norm Roberts (St. John's)
11:32 a.m.	Jamie Dixon (Pittsburgh)
11:40 a.m.	Fred Hill (Rutgers)
11:48 a.m.	Jim Boeheim (Syracuse)
11:56 a.m.	Tim Welsh (Providence)

Jan. 18, Feb. 1 and Feb. 15

11:00 a.m.	Jay Wright (Villanova)
11:08 a.m.	Mike Brey (Notre Dame)
11:16 a.m.	Jerry Wainwright (DePaul)
11:24 a.m.	Jim Calhoun (Connecticut)
11:32 a.m.	Robert McCullum (USF)
11:40 a.m.	Bobby Gonzalez (Seton Hall)
11:48 a.m.	John Beilein (West Virginia)
11:56 a.m.	Rick Pitino (Louisville)

Philly Family Connection:

Junior **Rob Kurz'** sister Laura is a junior on the Villanova women's basketball team (she is sitting out this season after transferring from Duke). Sophomore Ryan Ayers' father Randy is currently an assistant coach with the Orlando Magic. He formerly was the head coach at Ohio State and with the Philadelphia 76ers.

Men In Black:

Against Seton Hall on Feb. 18, 2006, Notre Dame wore black uniforms with kelly green and white trim, marking the first time in school history that any Irish athletic team had worn black uniforms. Since that time the Irish have worn the black uniforms on seven occasions and a 4-3 all-time. Notre Dame wore black for the first time this season in the Dec. 3 win over Maryland.

Like Father, Like Son:

The last name of freshman walk-on Tim Andree should be familiar to the Irish basketball faithful. His father Tim was a four-year monogram winner and played basketball for the Irish from 1979-83. It marks the first father-son basketball duo at Notre Dame since Kevin Hawkins (1978-81) was a walk-on member, following in his father Tom's (1956-59) footsteps.

Irish Sign Four:

Irish head coach Mike Brey signed four high school prep players to national letters of intent during the November early signing period. Set to enroll at Notre Dame in the fall of 2007 are forward **Tim Abromaitis (Farmington, Conn.)**, guard **Tyrone Nash (Queens, N.Y.)**, guard **Ty Proffitt (London, Ky.)** and forward **Carleton Scott (San Antonio, Texas)**.

Joyce Center Renovation

On October 6, 2006, plans for the renovation of the Joyce Center arena — home to Notre Dame basketball — were announced and are scheduled to include new chair back seating and other upgrades.

In addition, a new two-story structure at the south end of the building will involve a new main entrance, along with club seating and a hospitality area, and house all ticket offices as well as a new varsity shop for apparel and souvenir sales.

The \$24.7 million renovation has been underwritten with a \$12.5 million leadership gift from Philip J. Purcell III, a Notre Dame alumnus and Trustee and the retired chairman and chief executive officer of Morgan Stanley. The arena will be named Purcell Pavilion at the Joyce Center.

Vincent J. Naimoli, chairman of the Tampa Bay Devil Rays Major League Baseball franchise, made a \$5 million gift. The new club/hospitality area as well as two outdoor patios that will be part of the new construction will be named for the Naimoli family.

Changes to the interior of the Joyce Center arena will include:


- New, blue chair back seating from top to bottom of the arena, including all-new upper-arena sections. All seating will be replaced in the lower bowl (including platform seats), and the wooden bleachers in the upper bowl will be removed and replaced with treads and risers and permanent arena seats. The exchange of the bleacher sections for chair back seats will change the capacity from the current 11,418 to approximately 9,800.

- A stadium club/hospitality area (approximately 16,500 square feet) in the south end of the arena, with a separate, private entry and with premium club seating for nearly 800 fans (that figure is part of the projected 9,800 capacity). Included in this area will be food service and restroom facilities.

- New, fixed concession areas.
- Increased numbers of women's restrooms.
- Increased handicapped seating options.

Exterior changes include:

- A new, two-story addition on the south end of the current structure. The second floor area will include the stadium club/hospitality area. The first-floor addition will include almost 4,500 square feet for ticket offices (including four exterior and 10 interior tickets windows), 3,000 square feet for the varsity shop, as well as a completely new main entrance and lobby situated between Gates 8 and 10. The new entrance will feature graphics and theming that highlight Notre Dame's competing athletic programs.



Notre Dame's Records in 2006-07 when ...

Played at the Joyce Center.....	13-0
Played on the road.....	0-1
Played at a neutral site.....	2-1
BIG EAST Conference record (all games).....	3-1
Non-Conference record.....	12-1
Leading at halftime.....	12-0
Trailing at halftime.....	2-2
Tied at halftime.....	1-0
Playing an overtime game.....	0-0
Shoots .500 or better.....	10-0
Shoots .500 or less.....	5-2
Opponent shoots .500 or less.....	13-1
Shoots better than opponent.....	13-0
Shoots worse than opponent.....	2-2
Shoots same as opponent.....	0-0
Makes more free throws than opponent.....	12-2
Makes less free throws than opponent.....	3-0
Same number of free throws.....	0-0
Outrebounded opponents.....	13-1
Outrebounded by opponents.....	2-1
Same number of rebounds.....	0-0
Has more turnovers than opponent.....	3-1
Has fewer turnovers than opponent.....	12-1
Had same number of turnovers.....	0-0
Bench outscores opponent's bench.....	12-2
Outscored by opponent's bench.....	3-0
Bench points are the same.....	0-0
Plays a ranked opponent.....	3-0
Makes 10 or more three-pointers.....	6-1
No Notre Dame player fouls out.....	11-2
One Notre Dame player fouls out.....	2-0
Two or more Notre Dame players foul out.....	0-0
Wears White Uniforms.....	14-1
Wears Blue Uniforms.....	0-1
Wears Gold Uniforms.....	0-0

Wears Black Uniforms.....	1-0
Plays in an In-Season Tournament.....	1-1
Plays on Television.....	4-2
Plays in November.....	5-1
Plays in December.....	7-0
Plays in January.....	3-1
Plays in February.....	0-0
Plays in March.....	0-0
Plays in Day Games.....	2-1
Plays in Night Games.....	12-1
Plays on Sundays.....	3-0
Plays on Mondays.....	1-1
Plays on Tuesdays.....	3-0
Plays on Wednesdays.....	2-0
Plays on Thursdays.....	3-0
Plays on Fridays.....	1-0
Plays on Saturdays.....	2-1
Final Margin is 5 points or less.....	1-1
Final Margin is 6-10 points.....	2-0
Final Margin is 11-20 points.....	4-1
Final Margin is more than 20 points.....	8-0
Has a player score 20-plus points.....	7-0
Has a player score 30-plus points.....	0-0
Scores 59 points or less.....	0-1
Scores 60-69 points.....	1-1
Scores 70-79 points.....	2-0
Scoring 80-89 points.....	4-0
Scoring 90-plus points.....	8-0



Head Coach Mike Brey

7th season at Notre Dame • 133-72 (.649)
 12th season as a head coach • 232-124 (.652)

- Named the 17th head coach at the University of Notre Dame on July 14, 2000
- A 20-year veteran of the college ranks...
 - University of Notre Dame (head coach) 2000-06 (seven seasons)
 - University of Delaware (head coach) 1995-2000 (five seasons)
 - Duke University (assistant coach) 1987-95 (eight seasons)

• Played at DeMatha High School under legendary coach Morgan Wootten and graduated from there in 1977. Also served as an assistant coach for Wootten from 1982-87

• Received DeMatha High School's Distinguished Alumnus Award in October 2003

• Recipient of 2003 Coaches vs. Cancer Champion Award in recognition of his fund-raising efforts for the Coaches vs. Cancer Program and a member of the CVC National Council

• Along with wife Tish received the Distinguished Service Award from the South Bend Alumni Association, Community Hall of Fame Committee

• Signed a contract extension through 2011 on October 25, 2004

Mike Brey vs. Ranked Opponents:

Overall: 20-41

at Notre Dame: 20-35

(2006-07: 3-0; 2005-06: 1-7; 2004-05: 2-5; 2003-04: 2-8; 2002-03: 5-6; 2001-02: 3-6; 2000-01: 4-3)

at Delaware: 0-6

Mike Brey in Overtime Games at Notre Dame:

Overall: 3-5

at Georgetown (2/9/02) 116-111 (4 OT)

at Boston College (1/25/03) 101-96

vs. Georgetown (2/1/03) 93-92 (2OT)

at Pittsburgh (1/4/06) 97-100 (2OT)

vs. Georgetown (1/24/06) 82-85 (2OT)

at Louisville (2/4/06) 86-89

at Connecticut (2/21/06) 74-75

at Michigan (3/20/06) 84-87 (2OT)

	<u>Overall</u>	<u>BIG EAST (regular season)</u>
2000-01	20-10	11-5 (1st place-West Division)
2001-02	22-11	10-6 (2nd place-West Division)
2002-03	24-10	10-6 (3rd place-West Division)
2003-04	19-13	9-7 (7th place)
2004-05	17-12	9-7 (6th place)
2005-06	16-14	6-10 (11th place)
2006-07	15-2	3-1
	133-72 (.649)	58-42 (.580)

• Has guided five of his 11 teams to NCAA tournament play; nine of those teams have advanced to the postseason (four NIT appearances)

• In his first season, led Notre Dame to the 2000-01 BIG EAST West Division championship (its first league regular-season title in school history). In 2002-03, guided the Irish to their first Sweet 16 appearance since 1987

• He is only coach in the program's history to lead his teams to three consecutive 20-win seasons and three straight NCAA tournament appearances in his first three seasons

• Spent eight years as an assistant coach under Mike Krzyzewski at Duke and during that time the Blue Devils advanced to the Final Four six times and won national championships in both 1991 and '92. While there, Duke compiled a 216-65 record

Mike Brey Among BIG EAST's Best

Since his arrival, Mike Brey has compiled a 60-48 (.556) record in BIG EAST games (58-42 in regular season and 2-6 in tournament contests). Here's how the Irish coach ranks against some of the BIG EAST's best (both past and present)...

Jim Calhoun (UC: 1986-)	250-132 (.654)
Jerry Wainwright (DU: 2005-)	7-13 (.350)
John Thompson (GU: 1979-99)	231-123 (.653)
John Thompson III (GU: 2004-)	22-18 (.550)
Rick Pitino (PC: 1985-87 and UL (2005-)	26-29 (.473)
Paul Evans (UP: 1986-94)	76-70 (.524)
Ben Howland (UP: 1999-03)	46-29 (.613)
Jamie Dixon (UP: 2003-)	42-18 (.700)
Tom Crean (MU: 2005-)	14-9 (.609)
Pete Gillen (PC: 1994-98)	38-43 (.469)
Tim Welsh (PC: 1998-)	61-80 (.433)
Lou Carnesecca (SJU: 1979-92)	139-80 (.635)
Mike Jarvis (SJU: 1998-03)	57-36 (.613)
Norm Roberts (2004-)	9-27 (.250)
P.J. Carlesimo (SH: 1982-94)	90-130 (.409)
Tommy Amaker (SH: 1997-01)	35-39 (.473)
Louis Orr (SH: 2001-06)	39-47 (.453)
Robert McCullum (USF: 2005-)	2-18 (.100)
Jim Boeheim (SU: 1979-)	325-176 (.649)
Rollie Massimino (VU: 1979-92)	123-92 (.572)
Steve Lappas (VU: 1992-01)	96-79 (.559)
Jay Wright (VU: 2001-)	52-42 (.553)
John Beilien (WVU: 2002-)	37-39 (.487)
Gale Catlett (WVU: 1995-02)	49-78 (.386)

Irish Record Under Brey In Games Decided By....

1 point.....	9-6
2 points.....	4-6
3 points.....	8-14
4 points.....	3-5
5 points.....	3-5
6 points.....	6-2
7 points.....	8-5
8 points.....	3-8
9 points.....	3-4
10 points.....	6-3
11-15 points	28-11
16-20 points	16-3
21-30 points	15-0
31-40 points	12-0
41-50 points	8-0
50+points.....	0-0
	133-72

Notre Dame under Mike Brey...

	<u>Overall</u>	<u>2006-07</u>
Overall	133-72 (.649)	15-2 (.882)
At Home	84-27 (.757)	13-0 (1.000)
On the Road	32-32 (.500)	0-1 (.000)
Neutral Site	17-13 (.567)	2-1 (.667)
vs. BIG EAST (all games)	60-48 (.556)	3-1 (.750)
BIG EAST GAMES (regular season)	58-42 (.580)	3-1 (.750)
Home	35-16 (.686)	3-0 (1.000)
Road	23-26 (.470)	0-1 (.000)
Non-Conference Teams (regular season)	66-18 (.785)	12-1 (.923)
Home	48-9 (.842)	10-0 (1.000)
Road	8-5 (.615)	0-0 (.000)
Neutral	10-4 (.714)	2-1 (.500)
Notre Dame Shoots 50% or better	52-2 (.963)	10-0 (1.000)
Notre Dame Shoots less than 50%	81-70 (.536)	5-2 (.714)
Hold opponent to less than 50%	118-55 (.682)	13-1 (.929)
Hold opponent to less than 40%	74-9 (.892)	8-0 (1.000)
Outrebounds opponent	76-27 (.738)	10-1 (.909)
Plays an overtime game	3-5 (.375)	0-0 (.000)
Plays a ranked opponent	19-35 (.352)	2-0 (1.000)
Plays in November	26-3 (.897)	5-1 (.833)
Plays in December	38-10 (.792)	7-0 (1.000)
Plays in January	28-24 (.538)	3-1 (.750)
Plays in February	25-19 (.568)	0-0 (.000)
Plays in March	16-16 (.516)	0-0 (.000)
Scores 50 points or less	0-3 (.000)	0-1 (.000)
Scores 50+ points	133-69 (.658)	15-1 (.938)
Scores 60+ points	128-56 (.696)	15-1 (.938)
Scores 70+ points	107-37 (.743)	14-0 (1.000)
Scores 80+ points	64-10 (.865)	12-0 (1.000)
Scores 90+ points	30-1 (.968)	8-0 (1.000)
Scores 100+ points	7-0 (1.000)	1-0 (.000)
Season openers	7-0 (1.000)	1-0 (1.000)
Season openers at the Joyce Center	7-0 (1.000)	1-0 (1.000)
Record in first home game	7-0 (1.000)	1-0 (1.000)
Records in first road game (includes neutral)	3-4 (.500)	0-1 (.000)
Records in BIG EAST openers at home	2-1 (.667)	1-0 (1.000)
Records in BIG EAST openers on the road	1-3 (.250)	0-0 (.000)
Best Record	24-10 (.706) (2002-03)	
Worst Record	16-14 (.533) (2005-06)	
Most BIG EAST wins in a season	11 (2000-01)	
Most BIG EAST losses in a season	11 (2005-06)	
Longest home winning streak	16 (2002-03)	13
Longest road winning streak (includes neutral)	5 (2000-01)	2
Longest home losing streak	3 (2001-02)	0
Longest road losing streak (includes neutral)	5 (2005-06)	1

Miscellaneous Irish Stats...

Career Games In Double Figures:

Colin Falls	45
Russell Carter	34
Rob Kurz	19
Luke Harangody	13
Kyle McAlarney	12
Luke Zeller	4
Zach Hillesland	3
Tory Jackson	1

Career Games With 20-Plus Points:

Colin Falls	15
Russell Carter	10
Rob Kurz	3
Kyle McAlarney	2

Career Games With 10-Plus Rebounds:

Rob Kurz	9
Luke Harangody	4
Russell Carter	2
Zach Hillesland	2

Career Games With 10-Plus Assists:

Colin Falls	1
Kyle McAlarney	1

Career Games With 30-Plus Points:

Colin Falls	1
-------------	---

Career Double-Doubles:

Rob Kurz	8
Luke Harangody	4
Russell Carter	2
Zach Hillesland	2
Colin Falls	1

Number of Career Games ... Led Irish In

Colin Falls —	
Scoring:	19
Steals:	12
Blocks:	9
Assists:	2
Rebounds	1
Russell Carter —	
Scoring	15
Steals:	22
Blocks:	8
Rebounds	4
Assists	1

Rob Kurz —	
Scoring:	5
Rebounds:	15
Blocks:	22
Steals:	9
Assists	4

Luke Zeller —

Rebounds:	3
Blocks:	7
Steals:	1

Kyle McAlarney —

Assists:	15
Scoring:	2
Steals:	6

Ryan Ayers —

Steals:	2
Blocks:	1

Zach Hillesland —

Rebounds:	4
Blocks:	1
Steals:	1

Luke Harangody —

Scoring	2
Rebounds:	3
Steals:	3
Blocks	3

Tory Jackson —

Steals:	8
Assists:	3

Notre Dame Highs and Lows Under Mike Brey

Notre Dame - Team Game High (1st Half)

Points	57 vs. Sacred Heart (11/18/00)*
Field Goals Made	24 vs. IPFW (11/10/06)*
Field Goals Attempted	43 vs. New Hampshire (11/16/01)*
Field Goal Percentage	67.7% (21-31) vs. Pittsburgh (1/30/02)*
3 PT Field Goals Made	10 vs. Louisville (2/4/06)
	10 vs. Rider (12/28/06)*
3 PT Field Goals Attempted	21 vs. Rider (12/28/06)*
3 PT Field Goals Percentage	71.4% (5-7) vs. Fordham (12/28/05)*
Free Throws Made	11 vs. Connecticut (2/9/04)*
Free Throws Attempted	17 vs. Columbia (12/23/05)*
Free Throw Percentage	100.0% on four occasions
Total Rebounds	27 vs. Army (12/19/04)*
Offensive Rebounds	14 vs. Army (12/19/04)*
	14 vs. Providence (2/19/05)
Defensive Rebounds	19 vs. Georgetown (3/4/04)*
	19 vs. Rider (12/28/06)*
Assists	19 vs. Canisius (12/19/00)*
Steals	12 vs. New Hampshire (11/16/01)*
Blocked Shots	13 vs. Belmont (11/17/02)*
Turnovers	11, vs. Stony Brook (12/30/06)*
Fouls	11 vs. Villanova (1/8/05*)

Notre Dame - Team Game High (2nd Half)

Points	68 vs. Georgetown (2/9/02)
Field Goals Made	24 vs. Pittsburgh (1/4/06)
Field Goals Attempted	63 vs. Georgetown (2/9/02)
Field Goal Percentage	72.0% vs. Lafayette (11/14/06)
3 PT Field Goals Made	11 vs. St. John's (3/6/04)
3 PT Field Goals Attempted	24 vs. Pittsburgh (1/4/06)
3 PT Field Goals Percentage	75.0% (6-8) vs. Connecticut (2/21/05)
Free Throws Made	27 vs. Seton Hall (2/18/06)
Free Throws Attempted	30 vs. Seton Hall (2/18/06)
Free Throw Percentage	100.0% (13-13) vs. Villanova (1/8/05)*
	100.0% (15-15) vs. Winston-Salem St. (11/29/06)*
Total Rebounds	34 vs. Seton Hall (1/8/01)
Offensive Rebounds	15 vs. Army (12/19/04)*
Defensive Rebounds	25 vs. Sacred Heart (11/18/00)*
Assists	16 vs. Army (12/19/04)*
Steals	14 vs. New Hampshire (11/16/01)*
Blocked Shots	6 vs. Belmont (11/17/02)
Turnovers	13 vs. Niagara (12/21/05)*
Fouls	16 vs. Rutgers (1/31/04)

Notre Dame - Team Game High (Total)

Points	116 vs. Georgetown (2/9/02)
Field Goals Made	42 vs. Canisius (12/19/00)*
Field Goals Attempted	94 vs. Georgetown (2/9/02)
Field Goal Percentage	66.7% (34-51) vs. Pittsburgh (1/30/02)*
3 PT Field Goals Made	17 vs. St. John's (3/6/04)#
	17 vs. Louisville (2/4/06)#
3 PT Field Goals Attempted	44 vs. Canisius (12/22/00)
3 PT Field Goals Percentage	61.9% (13-21) vs. Providence (1/14/06)*
Free Throws Made	33 vs. Seton Hall (2/18/06)
Free Throws Attempted	45 vs. Columbia (12/23/05)*
Free Throw Percentage	100% (5-5) vs. Illinois (3/22/03)
	100% (19-19) vs. Villanova (1/8/05)#*
Total Rebounds	64 vs. Georgetown (2/9/02)
Offensive Rebounds	24 vs. Seton Hall (1/8/01)
Defensive Rebounds	40 vs. Tennessee Tech (12/17/00)*
Assists	32 vs. Canisius (12/19/00)*
Steals	26 vs. New Hampshire (11/16/01)*#
Blocked Shots	19 vs. Belmont (12/17/02)*#
Turnovers	20, on two occasions
Fouls	26 vs. Georgetown (2/9/02)

Notre Dame - Team Game Lows (1st Half)

Points	19 vs. Connecticut (2/21/04)*
Field Goals Made	6 vs. Connecticut (2/21/04)
Field Goals Attempted	21 vs. Canisius College (12/22/01)
Field Goal Percentage	18.8% (6-32) vs. Connecticut (2/21/04)
3 PT Field Goals Made	0 vs. West Virginia (1/7/04)
3 PT Field Goals Attempted	5 vs. Virginia Tech (1/20/04)
	5 vs. IPFW (11/23/04)*
3 PT Field Goals Percentage	0.0% (0-7) vs. West Virginia (1/7/04)*
	0.0% (0-10) vs. Michigan (12-3-05)*
Free Throws Made	0 on six occasions
Free Throws Attempted	0 on five occasions
Free Throw Percentage	0.0% on five occasions
Total Rebounds	10 vs. Pittsburgh (2/9/03)*
Offensive Rebounds	1 vs. Pittsburgh (2/9/03)*
	1 vs. Rutgers (3/2/05)*
Defensive Rebounds	8 vs. Pittsburgh (2/12/05)
Assists	3 vs. Charleston Southern (11/26/04)*
Steals	1, on three occasions
Blocked Shots	0, on 11 occasions
Turnovers	1 vs. Georgetown (3/4/04)*
Fouls	0 vs. Samford (12/30/04)*

Notre Dame - Team Game Lows (2nd Half)

Points	19 vs. Valparaiso (1/5/03)
Field Goals Made	6 vs. Purdue (3/17/04)*
	6 vs. Harvard (11/19/04)*
Field Goals Attempted	19 vs. Georgetown (2/16/05)*
	19 vs. West Virginia (1/9/07)*
Field Goal Percentage	21.4% (6-28) vs. Harvard (11/19/04)*
3 PT Field Goals Made	1 on four occasions
3 PT Field Goals Attempted	3 vs. Indiana (12/8/04)
3 PT Field Goals Percentage	10.0% (1-10) vs. Seton Hall (1/12/03)*
Free Throws Made	0 vs. Pittsburgh (1/12/04)
Free Throws Attempted	2 vs. Pittsburgh (1/12/04)
	2 vs. West Virginia (2/1/06)
Free Throw Percentage	0.0% (0-2) vs. Pittsburgh (1/12/04)
Total Rebounds	7 vs. Rutgers (3/1/03)
Offensive Rebounds	2 vs. Charleston Southern (11/26/04)
Defensive Rebounds	4 vs. Rutgers (3/1/03)
Assists	0 vs. Harvard (11/19/04)
Steals	0 vs. Georgetown (3/4/04)*
	0 vs. Villanova (1/26/05)
Blocked Shots	0 on five occasions
Turnovers	0 vs. West Virginia (3/10/04)
Fouls	3 vs. West Virginia (1/7/04)*
	3 vs. Hofstra (11/22/05)*

Notre Dame - Team Game Lows (Total)

Points	48 vs. North Carolina St. (11/26/05)
	48 vs. Georgetown (1/6/07)
Field Goals Made	13 vs. Rutgers (3/1/03)
Field Goals Attempted	43 vs. West Virginia (1/9/07)
Field Goal Percentage	29.7% (19-64) vs. Connecticut (2/21/04)
3 PT Field Goals Made	1 vs. Pittsburgh (2/3/01)
3 PT Field Goals Attempted	8 vs. Pittsburgh (2/3/01)
3 PT Field Goals Percentage	10.5% vs. Rutgers (2/14/02)
Free Throws Made	2 vs. Syracuse (1/14/02)
Free Throws Attempted	4 vs. Pittsburgh (3/8/01)
Free Throw Percentage	35.6% (6-17) vs. Syracuse (2/5/05)
Total Rebounds	21 vs. Rutgers (3/1/03)
Offensive Rebounds	3 vs. DePaul (12/14/02)*
Defensive Rebounds	14 vs. DePaul (12/11/04)*
Assists	6 vs. Mississippi (3/18/01)
Steals	1 vs. DePaul (12/11/04)
Blocked Shots	0 vs. Georgetown (1/6/07)
Turnovers	4 on three occasions
Fouls	6 vs. West Virginia (1/7/04)*

* Indicates game played at the Joyce Center, Notre Dame, Ind.

Indicates school record

Opponent Highs and Lows Under Mike Brey

Opponent - Team Game High (1st Half)

Points	53, Arizona (3/27/03)
Field Goals Made	23, Arizona (3/27/03)
Field Goals Attempted	43, Arizona (3/27/03)
Field Goal Percentage	59.3% (16-27), on three occasions
3 PT Field Goals Made	9, Syracuse (1/11/06)*
	9, Lehigh (11/27/06)*
3 PT Field Goals Attempted	19, Syracuse (1/11/06)*
3 PT Field Goal Percentage	81.8% (9-11), Lehigh (11/26/06)*
Free Throws Made	14, Sacred Heart (11/18/00)*
Free Throws Attempted	19, Sacred Heart (11/18/00)*
Free Throw Percentage	100.0%, on six occasions
Total Rebounds	33, Connecticut (2/21/04)
Offensive Rebounds	16, Northern Illinois (11/24/03)*
Defensive Rebounds	21, on four occasions
Assists	14, Arizona (3/27/03)
Steals	9, Miami (Fla.) (2/23/02)
Blocked Shots	9, Alabama (12/7/05)
Turnovers	16, Loyola (Chicago) (11/22/00)*
Fouls	16, Rutgers (2/14/01)

Opponent - Team Game High (2nd Half)

Points	68, Georgetown (4 OT) (2/9/02)
Field Goals Made	20, Pittsburgh (1/30/02)*
Field Goals Attempted	41, Vermont (12/21/00)*
Field Goal Percentage	68.2% (15-22), American (12/21/03)*
3 PT Field Goals Made	9, Texas (12/8/02)!
3 PT Field Goals Attempted	22, Tennessee Tech (12/17/00)*
3 PT Field Goal Percentage	100.0% (3-3), Seton Hall (2/5/03)
Free Throws Made	24, Pittsburgh (2 OT) (1/4/06)
Free Throws Attempted	39, Pittsburgh (2 OT) (1/4/06)
Free Throw Percentage	100.0% (14-14), Morehead State (12/28/03)*
Total Rebounds	38, Georgetown (4 OT) (2/9/02)
Offensive Rebounds	15, Loyola (Chicago) (11/22/00)*
Defensive Rebounds	27, Georgetown (4 OT) (2/9/02)
Assists	19, Pittsburgh (2 OT) (1/4/06)
Steals	9, on two occasions
Blocked Shots	11, Georgetown (4 OT) (2/9/02)
Turnovers	15, New Hampshire (11/16/01)*
Fouls	20, Seton Hall (2/18/06)

Opponent - Team Game High (Total)

Points	111, Georgetown (4 OT) (2/9/02)
Field Goals Made	41, Syracuse (3/4/03)*
Field Goals Attempted	79, Vermont (12/21/00)*
Field Goal Percentage	63.0% (29-46), American (12/21/03)*
3 PT Field Goals Made	14, Texas (12/7/02)
	14, Lehigh (11/27/06)*
3 PT Field Goals Attempted	35, Tennessee Tech (12/17/00) *
3 PT Field Goal Percentage	73.7% (14-19), Lehigh (11/27/06)*
Free Throws Made	30, Pittsburgh (2 OT) (1/4/06)
Free Throws Attempted	46, Pittsburgh (2 OT) (1/4/06)
Free Throw Percentage	94.1% (16-17), Morehead State (12/28/03)*
Total Rebounds	59, Connecticut (2/21/04)
Offensive Rebounds	27, Loyola (Chicago) (11/22/00)*
Defensive Rebounds	38, Pittsburgh (2 OT) (1/4/06)
Assists	30, Pittsburgh (2 OT) (1/4/06)
Steals	13, Niagara (12/21/05)*
Blocked Shots	19, Connecticut (OT) (2/21/06)
Turnovers	30, New Hampshire (11/16/01)*
Fouls	31, Columbia (12/23/05)*

Opponent - Team Game Lows (1st Half)

Points	12, The Citadel (11/19/06)*
Field Goals Made	5, The Citadel (11/19/06)*
Field Goals Attempted	19, Army (12/21/06)*
Field Goal Percentage	20.7% (6-29), Pittsburgh (1/12/02)
3 PT Field Goals Made	0, on six occasions
3 PT Field Goals Attempted	2, Georgetown (2/9/02)
3 PT Field Goal Percentage	0.0%, on six occasions
Free Throws Made	0, on 14 occasions
Free Throws Attempted	0, on six occasions
Free Throw Percentage	0.0%, on 13 occasions
Total Rebounds	9, North Carolina State (11/26/05)
	9, Army (12/21/06)
Offensive Rebounds	0, Lafayette (11/14/06)
Defensive Rebounds	5, Fordham, (12/28/05)*
Assists	2, on four occasions
Steals	0, on four occasions
Blocked Shots	0, on 13 occasions
Turnovers	1, on two occasions
Fouls	1, Pittsburgh (2/12/05)

Opponent - Team Game Lows (2nd Half)

Points	16, Charleston Southern (11/26/04)*
Field Goals Made	4, Winston-Salem St. (11/29/06)*
Field Goals Attempted	20, on four occasions
Field Goal Percentage	16.7% (5-30), Bucknell (11/22/02)*
3 PT Field Goals Made	0, on six occasions
3 PT Field Goals Attempted	3, on five occasions
3 PT Field Goal Percentage	0.0% (0-11), on six occasions
Free Throws Made	0, Monmouth (1/25/01)
Free Throws Attempted	1, Monmouth (1/25/01)
Free Throw Percentage	0.0% (0-1), Monmouth (1/25/01)
Total Rebounds	7, American (12/21/03)*
Offensive Rebounds	1, Cincinnati (11/24/00)
Defensive Rebounds	3, Virginia Tech (2/22/03)*
Assists	2, on six occasions
Steals	0, on three occasions
Blocked Shots	0, on nine occasions
Turnovers	0, West Virginia (3/10/04)
Fouls	4, Syracuse (1/14/02)

Opponent - Team Game Lows (Total)

Points	38, Charleston Southern (11/26/04)*
Field Goals Made	12, Bucknell (11/22/02)*
Field Goals Attempted	35, Rutgers (3/1/03)
Field Goal Percentage	21.1% (12-57), Bucknell (11/22/02)*
3 PT Field Goals Made	1, on three occasions
3 PT Field Goals Attempted	8, St. John's (2/14/01)
3 PT Field Goal Percentage	5.9% (1-17), Cincinnati (11/24/00)
Free Throws Made	0, Charleston Southern (11/26/04)*
Free Throws Attempted	0, Charleston Southern (11/26/04)*
Free Throw Percentage	0.0% (0-0), Charleston Southern (11/26/04)*
Total Rebounds	19, Winston-Salem St. (11/29/06)*
Offensive Rebounds	3, Army (12/19/04) *
	3, West Virginia (2/1/06)
Defensive Rebounds	13, Fordham (12/28/05)*
	13, Winston-Salem St. (11/29/06)
Assists	5, Bucknell (11/22/02)*
Steals	1, Connecticut (3/11/04)
Blocked Shots	0, on seven occasions
Turnovers	4, Syracuse, (2/15/03)
Fouls	10, on three occasions

* Indicates game played at the Joyce Center, Notre Dame, Ind.

Notre Dame Highs and Lows in a BIG EAST Game

Notre Dame - BIG EAST Team Game High (1st Half)

Points	52 vs. Providence (1/14/06)*
Field Goals Made	21 vs. Pittsburgh (1/30/02)*
Field Goals Attempted	38 vs. St. John's (1/15/05)*
Field Goal Percentage	67.7% (21-31) vs. Pittsburgh (1/30/02)*
3 PT Field Goals Made	10 vs. Louisville (2/4/06)
3 PT Field Goals Attempted	20 vs. Louisville (2/4/06)
3 PT Field Goals Percentage	70.0% (7-10) vs. West Virginia (2/1/06)
Free Throws Made	11 vs. Connecticut (2/9/04)*
Free Throws Attempted	14 vs. Connecticut (2/9/04)*
Free Throw Percentage	100.0% (9-9) vs. Rutgers (1/14/03)*
	(6-6) vs. Villanova (1/8/05)*
Total Rebounds	23 vs. West Virginia (2/1/06)
Offensive Rebounds	14 vs. Providence (2/19/05)
Defensive Rebounds	19 vs. Georgetown (3/4/04)*
Assists	14 vs. Syracuse (1/11/06)*
Steals	7 vs. St. John's (3/6/04)
	7 vs. South Florida (2/15/06)*
Blocked Shots	7 vs. Connecticut (2/9/04)*
	7 vs. West Virginia (1/19/05)
Turnovers	10 vs. West Virginia (2/1/06)
Fouls	11 vs. Villanova (1/8/05)*

Notre Dame - BIG EAST Team Game High (2nd Half)

Points	68 vs. Georgetown (2/9/02)
Field Goals Made	24 vs. Pittsburgh (1/4/06)
Field Goals Attempted	63 vs. Georgetown (2/9/02)
Field Goal Percentage	53.8% vs. Connecticut (2/21/05)
3 PT Field Goals Made	11 vs. St. John's (3/6/04)
3 PT Field Goals Attempted	24 vs. Pittsburgh (1/4/06)
3 PT Field Goals Percentage	71.4% (6-8) vs. Connecticut (2/21/05)
Free Throws Made	27 vs. Seton Hall (2/18/06)
Free Throws Attempted	30 vs. Seton Hall (2/18/06)
Free Throw Percentage	100.0% (13-13) vs. Villanova (1/8/05)*
Total Rebounds	34 vs. Seton Hall (1/8/01)
Offensive Rebounds	18 vs. Seton Hall (1/8/01)
Defensive Rebounds	27 vs. Georgetown (3/4/04)*
Assists	13 vs. St. John's (3/6/04)
Steals	5 vs. Syracuse (1/7/04)*
Blocked Shots	4 vs. Connecticut (3/11/04)
	vs. Villanova (1/8/05)*
Turnovers	9 vs. Marquette (2/25/06)*
Fouls	26 vs. Pittsburgh (1/4/06)

Notre Dame - BIG EAST Team Game High (Total)

Points	116 vs. Georgetown (2/9/02)
Field Goals Made	41 vs. Georgetown (2/9/02)
Field Goals Attempted	94 vs. Georgetown (2/9/02)
Field Goal Percentage	66.7% (34-51) vs. Pittsburgh (1/30/02)*
3 PT Field Goals Made	17 vs. St. John's (3/6/04)#
	17 vs. Louisville (2/4/06)#
3 PT Field Goals Attempted	36 vs. Pittsburgh (1/4/06)
3 PT Field Goals Percentage	61.9% (13-21) vs. Providence (1/14/06)*
Free Throws Made	33 vs. Seton Hall (2/18/06)
Free Throws Attempted	39 vs. Georgetown (2/9/02)
Free Throw Percentage	100.0% (19-19) vs. Villanova (1/14/03)#*
Total Rebounds	64 vs. Georgetown (2/9/02)
Offensive Rebounds	24 vs. Seton Hall (1/8/01)
Defensive Rebounds	30 vs. Syracuse (1/11/06)*
Assists	20 vs. St. John's (3/6/04)
Steals	10 vs. Syracuse (1/7/04)*
	10 vs. Louisville (1/3/07)*
Blocked Shots	9 vs. Connecticut (2/9/04)*
Turnovers	20 vs. Syracuse (1/2/01)
Fouls	32 vs. Pittsburgh (1/4/06)

Notre Dame - BIG EAST Team Game Lows (1st Half)

Points	19 vs. Connecticut (2/12/04)*
Field Goals Made	6 vs. Connecticut (2/21/04)
Field Goals Attempted	24 vs. Georgetown (2/16/05)*
	24 vs. West Virginia (1/9/07)*
Field Goal Percentage	18.8% (6-32) vs. Connecticut (2/21/04)
3 PT Field Goals Made	0 vs. West Virginia (1/7/04)
	0 vs. Connecticut (1/12/99)
3 PT Field Goals Attempted	5 vs. Virginia Tech (1/20/04)
3 PT Field Goals Percentage	8.3% (1-12) vs. Providence (1/21/03)
Free Throws Made	0 on five occasions
Free Throws Attempted	0 on five occasions
Free Throw Percentage	0.0% on five occasions
Total Rebounds	10 vs. Pittsburgh (2/9/03)*
Offensive Rebounds	0 on three occasions
Defensive Rebounds	8 vs. Pittsburgh (2/12/05)
Assists	4 on three occasions
Steals	0 vs. Pittsburgh (3/5/05)
Blocked Shots	0 on seven occasions
Turnovers	1 vs. Georgetown (3/4/04)*
Fouls	3 vs. DePaul (1/7/06)

Notre Dame - BIG EAST Team Game Lows (2nd Half)

Points	23 vs. Georgetown (1/6/07)
Field Goals Made	7 vs. Syracuse (1/10/05)
Field Goals Attempted	19 vs. Georgetown (2/16/05)*
	19 vs. West Virginia (1/9/07)*
Field Goal Percentage	28.0% (7-25) vs. Syracuse (1/10/05)
3 PT Field Goals Made	0 vs. Connecticut (1/12/99)
3 PT Field Goals Attempted	7 vs. Pittsburgh (1/12/04)
3 PT Field Goals Percentage	10.0% (1-10) vs. Seton Hall (1/12/03)*
Free Throws Made	0 vs. Pittsburgh (1/12/04)
Free Throws Attempted	2 vs. Pittsburgh (1/12/04)
	2 vs. West Virginia (2/1/06)
Free Throw Percentage	0.0% (0-2) vs. Pittsburgh (1/12/04)
Total Rebounds	7 vs. Rutgers (3/1/03)
Offensive Rebounds	3 vs. Pittsburgh (2/9/03)*
	3 vs. Boston College (2/8/05)*
Defensive Rebounds	4 vs. Rutgers (3/1/03)
Assists	2 vs. Boston College (2/4/04)
Steals	0 vs. Georgetown (3/4/04)*
	0 vs. Villanova (1/26/05)
Blocked Shots	0 on five occasions
Turnovers	0 vs. West Virginia (3/10/04)
Fouls	3 vs. West Virginia (1/7/04)*

Notre Dame - BIG EAST Team Game Lows (Total)

Points	48 vs. Georgetown (1/7/06)
Field Goals Made	13 vs. Rutgers (3/1/03)
Field Goals Attempted	42 vs. Miami (2/26/00)
Field Goal Percentage	29.7% (19-64) vs. Connecticut (2/21/04)
3 PT Field Goals Made	0 vs. Connecticut (1/12/99)
3 PT Field Goals Attempted	6 vs. Seton Hall (2/6/99)
3 PT Field Goals Percentage	10.5% vs. Rutgers (2/14/02)
Free Throws Made	2 vs. Syracuse (1/14/02)
	2 vs. West Virginia (2/1/06)
Free Throws Attempted	4 vs. Pittsburgh (3/8/01)
Free Throw Percentage	35.3% (6-17) vs. Syracuse (2/5/05)
Total Rebounds	21 vs. Rutgers (3/1/03)
Offensive Rebounds	4 vs. Pittsburgh (2/9/03)*
Defensive Rebounds	18 vs. Pittsburgh (2/7/04)*
	18 vs. Georgetown (1/6/07)
Assists	7 vs. Rutgers (3/1/03)
	7 vs. Pittsburgh (3/8/01)
Steals	3 vs. Virginia Tech (1/20/04)
	3 vs. Georgetown (1/23/05)
Blocked Shots	0 vs. Georgetown (1/6/07)
Turnovers	4 vs. Connecticut (2/9/04)*
	4 vs. Connecticut (OT) (2/21/06)
Fouls	6 vs. West Virginia (1/7/04)*

*Indicates game played at the Joyce Center, Notre Dame, Ind.

#Indicates school record

Opponent Highs and Lows in a BIG EAST Game

Opponent - BIG EAST Team Game High (1- Half)

Points	54, Connecticut (1/12/99)
Field Goals Made	22, Syracuse (3/4/03)*
Field Goals Attempted	44, Georgetown (3/4/01)*
Field Goal Percentage	65.2% (15-23), Providence (2/21/96)*
3 PT Field Goals Made	9 on three occasions
3 PT Field Goals Attempted	19, West Virginia (2/2/00)*
	19, Syracuse (1/11/06)*
3 PT Field Goals Percentage	100.0% (5-5), Connecticut (2/8/97)*
Free Throws Made	21, Connecticut (1/12/99)
Free Throws Attempted	23, Connecticut (1/12/99)
Free Throw Percentage	100.0% (7-7), Connecticut (3/11/04)
	100.0% (8-8), Providence (3/2/02)*
Total Rebounds	33, Connecticut (2/21/04)
Offensive Rebounds	14, Georgetown (3/8/03)
Defensive Rebounds	21, Connecticut (3/11/04)
	21, Connecticut (2/21/04)
Assists	11, on three occasions
Steals	7, Virginia Tech (1/20/04)
	7, Syracuse (1/10/05)*
Blocked Shots	10, Connecticut (2/21/04)
Turnovers	14, Pittsburgh (1/6/03)
Fouls	14, Rutgers (1/31/04)

Opponent - BIG EAST Team Game High (2- Half)

Points	68, Georgetown (2/9/02)
Field Goals Made	23, Georgetown (2/9/02)
Field Goals Attempted	60, Georgetown (2/9/02)
Field Goal Percentage	66.7 % (20-30), Pittsburgh (3/5/05)*
3 PT Field Goals Made	9, Pittsburgh (1/29/97)
3 PT Field Goals Attempted	20, Miami (2/23/02)
3 PT Field Goals Percentage	83.3% (5-6), Boston College (3/1/97)
Free Throws Made	24, Pittsburgh (1/4/06)
Free Throws Attempted	39, Pittsburgh (1/4/06)
Free Throw Percentage	100.0% (14-14), Miami (1/28/00)*
Total Rebounds	30, Pittsburgh (1/6/03)
	30, Pittsburgh (1/4/06)
Offensive Rebounds	13, Syracuse (2/16/04)
	13, Virginia Tech (1/20/04)
Defensive Rebounds	26, Connecticut (2/21/04)
Assists	19, Pittsburgh (1/4/06)
Steals	6, West Virginia (1/7/04)*
	6, Pittsburgh (2/9/03)*
Blocked Shots	6, Syracuse (1/11/06)*
Turnovers	10, Rutgers (1/31/04)
Fouls	20, Seton Hall (2/18/06)

Opponent - BIG EAST Team Game High (Total)

Points	111, Georgetown (2/9/02)
Field Goals Made	41, Syracuse (3/4/03)*
Field Goals Attempted	87, Georgetown (1/7/97)
Field Goal Percentage	56.5% (34-60), Syracuse (1/17/04)*
3 PT Field Goals Made	14, Syracuse (1/16/00)
3 PT Field Goals Attempted	36, Boston College (1/2/00)*
3 PT Field Goals Percentage	71.4% (5-7), Seton Hall (2/5/03)
Free Throws Made	32, Connecticut (1/12/99)
Free Throws Attempted	46, Pittsburgh (1/4/06)
Free Throw Percentage	94.4% (17-18), Miami (1/25/00)*
Total Rebounds	59, Connecticut (2/21/04)
Offensive Rebounds	32, Georgetown (1/7/97)
Defensive Rebounds	40, Connecticut (1/3/98)
Assists	30, Pittsburgh (1/4/06)
Steals	24, Georgetown (2/10/99)*
Blocked Shots	19, Connecticut (OT) (2/21/06)
Turnovers	23, Villanova (1/6/02)*
Fouls	33, West Virginia (2/11/97)*

Opponent - BIG EAST Team Game Lows (1- Half)

Points	16, Georgetown (3/4/04)*
Field Goals Made	6, Georgetown (2/16/05)*
Field Goals Attempted	19, Georgetown (2/16/05)*
Field Goal Percentage	21.9% (7-32), Syracuse (3/4/03)*
3 PT Field Goals Made	0 on five occasions
3 PT Field Goals Attempted	2, Georgetown (2/1/03)*
3 PT Field Goals Percentage	0.0% (0-6), Miami (2/26/00)
	0.0% (0-6), Syracuse (2/5/05)
Free Throws Made	0, West Virginia (3/10/04)
	0, Pittsburgh (2/7/04)*
	0, St. John's (1/15/05)*
Free Throws Attempted	0, Rutgers (1/31/04)
	0, West Virginia (1/9/02)
Free Throw Percentage	0.0% on three occasions
Total Rebounds	10, West Virginia (2/1/06)
Offensive Rebounds	0, Virginia Tech (1/20/04)
Defensive Rebounds	7, Seton Hall (1/12/03)*
Assists	2, South Florida (2/15/06)*
Steals	0, Connecticut (3/11/04)
	0, Georgetown (3/4/04)*
Blocked Shots	0 on five occasions
Turnovers	1, Pittsburgh (1/12/04)
Fouls	3, Pittsburgh (2/7/04)*

Opponent - BIG EAST Team Game Lows (2- Half)

Points	21, Rutgers (1/14/03)*
Field Goals Made	5, West Virginia (1/9/02)
Field Goals Attempted	17, Boston College (1/9/96)
Field Goal Percentage	22.7%, West Virginia (1/9/02)
3 PT Field Goals Made	0, Connecticut (2/26/01)
3 PT Field Goals Attempted	3, Connecticut (2/26/01)
3 PT Field Goals Percentage	0.0% (0-3), Connecticut (2/26/01)
Free Throws Made	0, Pittsburgh (12/6/97)
Free Throws Attempted	0, Pittsburgh (1/29/97)
Free Throw Percentage	0.0% (0-0), Pittsburgh (1/29/97)
Total Rebounds	9, West Virginia (3/10/04)
	9, Virginia Tech (2/22/03)*
Offensive Rebounds	1, West Virginia (3/10/04)
Defensive Rebounds	3, Virginia Tech (2/22/03)*
Assists	2, Connecticut (3/11/04)
Steals	0, St. John's (3/6/04)
	0, West Virginia (1/15/05)
Blocked Shots	0, on four occasions
Turnovers	0, West Virginia (3/10/04)
Fouls	2, Connecticut (2/21/05)

Opponent - BIG EAST Team Game Lows (Total)

Points	48, Georgetown (3/4/04)*
Field Goals Made	17, Rutgers (1/20/96)*
Field Goals Attempted	40, Syracuse (2/5/05)
Field Goal Percentage	28.1% (18-64), Georgetown (3/4/04)*
3 PT Field Goals Made	1, Georgetown (2/7/98)
	1, South Florida (2/15/06)*
3 PT Field Goals Attempted	7, Seton Hall (2/5/03)
3 PT Field Goals Percentage	9.5% (2-21), Seton Hall (2/6/99)
Free Throws Made	2, Connecticut (2/12/00)*
Free Throws Attempted	3, Connecticut (2/12/00)*
Free Throw Percentage	44.0% (11-25), Pittsburgh (1/6/03)
Total Rebounds	22, West Virginia (2/1/06)
Offensive Rebounds	4, West Virginia (2/18/03)
Defensive Rebounds	16, Pittsburgh (1/30/02)*
Assists	6, Syracuse (2/5/05)
Steals	1, Connecticut (3/11/04)
Blocked Shots	0, St. John's (3/6/04)
	0, Seton Hall (1/14/07)
Turnovers	4, Syracuse (2/15/03)
Fouls	11, Connecticut (3/11/04)

*Indicates game played at the Joyce Center, Notre Dame, Ind.

The Last Time ...

Notre Dame recorded a

30-Point win.....was on 12/16/06 - ND 94, Elon 63 (31 Points)*
40-Point win.....was on 12/27/06 - ND 88, Army 47 (41 Points)*
50-Point win.....was on 12/28/06 - ND 101, Rider 51 (50 Points)
30-Point loss.....was on 1/7/99 - ND 62, Villanova 93 (31 Points)*

Notre Dame shot.....

60% on FGs.....was on 12/14/02 - 60.0% (30-50) vs, DePaul (ND 102, DePaul 71)
65% on FGs.....was on 1/30/02 - 66.7% (34-51) vs. Pittsburgh (ND 89, Pittsburgh 76)*
90% on FTs.....was on 1/19/05 - 91.7% (11-12) vs. West Virginia (ND 70 - West Virginia 57)

Notre Dame.....

Won 10 games in a row.....was from 11/14/06 thru 1/3/07 - 12 straight
Won 15 games in a row.....was from 12/31/53 thru 3/9/54 - 18 straight
Won 20 games in a row.....never
Lost 5 games in a row.....was from 1/20/06 thru 2/4/06 - 5 straight
Scored 100 points.....was on 12/28/06 (ND 101 - Rider 51)
- Scored 100 points on the road.....was on 2/18/06 (ND 102 - Seton Hall 92)
- Scored 100 points at a neutral site.....was on 3/12/78 (ND 100 - Houston 77) (NCAA First Round, Tulsa, OK)
- Scored 100 points and lost.....was on 3/20/71 (ND 106 - Houston 119) (NCAA Regional Semi-finals at Wichita, KS)
Allowed 100 points.....was on 1/4/06 vs. Pittsburgh (ND 97 - Pittsburgh 100 - 2OT)
Scored less than 50 points.....was on 1/6/07 vs. Georgetown (ND 48 - Georgetown 66)
Allowed less than 50 points.....was on 12/21/06 vs. Army (ND 88 - Army 47)*
Played an Overtime Game.....was on 3/20/06 vs. Michigan (ND 87 - Michigan 84 - 2OT)
- Played in a Multi-Overtime Game.....was on 3/20/06 vs. Michigan (ND 87 - Michigan 84 - 2OT)
Won on a "last second" shot.....was on 2/9/03 vs. Pittsburgh (ND 66 - Pittsburgh 64 - Torin Francis layup at 00:00.6)*
Had 5 double figure scorers.....was on 11/27/06 vs. Lehigh (ND 93 - Lehigh 87)* - Rob Kurz 25, Colin Falls 21, Russell Carter 14, Zach Hillesland 11, Luke Harangody 10
Had 6 double figure scorers.....was on 12/14/03 vs. DePaul (ND 82 - DePaul 69) - Jordan Cornette 17, Chris Thomas 13, Colin Falls 12, Torin Francis 12, Chris Quinn 12, Rick Cornett 10
Had 7 double figure scorers.....never
Had two double-figure rebounders.....was on 1/14/07 vs. Seton Hall (ND 88 - Seton Hall 76)* - Russell Carter 10, Zach Hillesland 10
Had two players with double-doubles.....was on 1/14/07 vs. Seton Hall (ND 88 - Seton Hall 76)* - Russell Carter (24 pts., 10 rebs.), Zach Hillesland (12 pts., 10 rebs)
Had three players with double-doubles.....never
Had two 30-point scorers.....was on 2/18/06 vs. Seton Hall (ND 102 - Seton Hall 91) - Chris Quinn - 34, Colin Falls - 32
Had two 20-point scorers.....was on 12/28/06 vs. Rider (ND 101 - Rider 51)* - Rob Kurz - 23, Kyle McAlarney - 21
Had three 20-point scorers.....was on 12/7/06 vs. Alabama (ND 99 - Alabama 85)* - Russell Carter 27, Kyle McAlarney 20, Colin Falls 20
Made 10 three-point field goals.....was on 1/14/07 - 10-20 (50.0%) vs. Seton Hall (ND 88 - Seton Hall 76)*
Committed 10 turnovers or less.....was on 1/3/07 - 9 turnovers vs. Louisville (ND 78 - Rider 62)*
Committed 5 turnovers or less.....was on 2/21/06 - 4 turnovers vs. Connecticut (ND 74 - Connecticut 75 - OT)
Committed 25 turnovers.....was on 2/8/00 - 26 turnovers vs. Villanova (ND 69 - Villanova 86)
Forced 25 turnovers.....was on 11/16/01 - 30 turnovers vs. New Hampshire (ND 95 - New Hampshire 53)

An Irish player had.....

25+ points.....was on 12/19/06 - Russell Carter (28) vs. Portland (ND 86 - Portland 69)*
30+ points.....was on 2/18/06 - Chris Quinn (34) and Colin Falls (32) vs. Seton Hall (ND 102 - Seton Hall 91)
35+ points.....was on 1/4/06 - Chris Quinn (37) vs. Pittsburgh (ND 97 - Pittsburgh 100 2OT)
40+ points.....was on 11/28/93 - Monty Williams (42) vs. Valparaiso (ND 96 - Valparaiso 74)*
15 or more rebounds.....was on 1/20/04 - Torin Francis (16) vs. Virginia Tech (ND 74 - Virginia Tech 63)
20 rebounds.....was on 11/22/02 - Torin Francis (20) vs. Bucknell (ND 73, Bucknell 42)*
a "double-double".....was on 12/30/06 - Rob Kurz (15 pts, 10 rebs) vs. Stony Brook (ND 95 - Stony Brook 66)*
a "triple-double".....was on 11/16/01 - Chris Thomas (24 pts, 11 ast, 11 steals) vs. New Hampshire (ND 99 - New Hampshire 53)*
20 points and 10 rebounds.....was on 12/19/06 - Rob Kurz (21 pts, 11 rebs) vs. Portland (ND 86 - Portland 69)
20 points and 20 rebounds.....was on 1/8/01 - Troy Murphy (25 pts, 20 rebs) vs. Seton Hall (ND 76 - Seton Hall 78)
10 assists.....was on 11/14/06 - Kyle McAlarney (12) vs. Lafayette (ND 92, Lafayette 60)
10 blocks.....was on 11/17/02 - Jordan Cornette (11) vs. Belmont (ND 76, Belmont 48)*#
10 steals.....was on 11/16/01 - Chris Thomas (11) vs. New Hampshire (ND 99, New Hampshire 53)*#

An opposing player had.....

25+ points.....was on 11/13/06 - A.J. Graves, (28), Butler (ND 69 - Butler 71)
30+ points.....was on 11/27/06 - Jose Olivero (32), Lehigh (ND 93 - Lehigh 87)
35+ points.....was on 2/1/03 - Mike Sweetney (38), Georgetown (ND 93 - Georgetown 92 2OT)
40+ points.....was on 2/8/87 - Danny Manning (40), Kansas (ND 60 - Kansas 70)
15 rebounds.....was on 3/2/05 - Byron Joynes (15), Rutgers (ND 66 - Rutgers 56)*
20 rebounds.....was on 2/21/04 - Emeka Okafor (22), Connecticut (ND 50 - Connecticut 61)
a "double-double".....was on 12/7/06 - Jermareo Davidson (12 pts, 10 rebs), Alabama (ND 99 - Alabama 85)*
a "triple-double".....was on 2/21/06 - Marcus Williams (18 pts, 10 rebs, 13 asts), Connecticut (ND 74 - Connecticut 75 - OT)
20 points and 10 rebounds.....was on 2/25/06 - Steve Novak (21 pts, 11 rebs), Marquette (ND 72 - Marquette 80)*
20 points and 20 rebounds.....was on 2/9/02 - Mike Sweetney (35 pts, 20 rebs), Georgetown (ND 116 - Georgetown 111 - 4OT)
10 assists.....was on 11/13/06 - Mike Green (12), Butler (ND 69 - Butler 71)
10 blocks.....was on 1/27/73 - Bill Walton (10), UCLA (ND 63 - UCLA 82)*
10 steals.....was on 1/29/89 - Mark Macon (11), Temple (ND 64 - Temple 60)*

*indicates Notre Dame home game; #school record; @Joyce Center record

The Last Time In A BIG EAST Game...

Note: Notre Dame began playing as a member of the BIG EAST Conference in 1995-96.

Notre Dame Recorded a ...

30-Point win.....never
40-Point win.....never
50-Point win.....never
30-Point loss.....was on 1/7/99 - ND 62, Villanova 93 (31 points)

Notre Dame Shot ...

60% on FGs.....was on 1/6/01 - 60.8% (31-51) vs. Rutgers (ND 87 - Rutgers 80)*
65% on FGs.....was on 1/30/02 - 66.7% (34-51) vs. Pittsburgh (ND 89, Pittsburgh 76)*
90% on FTs.....was on 1/19/05 - 91.7% (11-12) vs. West Virginia (ND 70 - West Virginia 57)

Notre Dame ...

Won 5 BIG EAST games in a row.....was from 1/16/01 thru 2/14/01 (8 straight)
Won 10 BIG EAST games in a row.....never
Lost 5 BIG EAST games in a row.....was from 1/20/06 thru 2/4/04 (5 straight)
Scored 100 points.....was on 2/18/06 (ND 102 - Seton Hall 91)
-Scored 100 points on the road.....was on 2/18/06 (ND 102 - Seton Hall 91)
-Scored 100 points on the neutral site.....never
-Scored 100 points and lost.....never
Allowed 100 points.....was on 1/4/06 vs. Pittsburgh (ND 97 - Pittsburgh 100 - 2OT)
Scored less than 50 points.....was on 1/6/07 vs. Georgetown (ND 48 - Georgetown 66)
Allowed less than 50 points.....was on 3/4/04 vs. Georgetown (ND 61 - Georgetown 48)*
Played an Overtime game.....was on 2/6/06 vs. Louisville (ND 89 - Louisville 86 - OT)
-Played in a Multi-Overtime Game.....was on 1/24/06 vs. Georgetown (ND 82 - Georgetown 85 - 2OT)*
Won on a "last second" shot.....was on 2/9/03 vs. Pittsburgh (ND 66 - Pittsburgh 64 - Torin Francis layup at 00:00.6)*
Had 5 double figure scorers.....was on 1/11/06 vs. Syracuse (ND 82 - Syracuse 88)* - Colin Falls 18, Rob Kurz 15, Russell Carter 15, Torin Francis 13, Chris Quinn 12
Had 6 double figure scorers.....never
Had 7 double figure scorers.....never
Had two double figure rebounders.....was on was on 1/14/07 vs. Seton Hall (ND 88 - Seton Hall 76)* - Russell Carter 10, Zach Hillesland 10
Had two players with double-doubles.....was on 1/14/07 vs. Seton Hall (ND 88 - Seton Hall 76)* - Russell Carter (24 pts, 10 rebs), Zach Hillesland (12 pts, 10 rebs)
Had three players with double-doubles.....never
Had two 30-point scorers.....was on 2/18/06 vs. Seton Hall (ND 102 - Seton Hall 91) - Chris Quinn - 34, Colin Falls - 32
Had two 20-point scorers.....was on 2/4/06 vs. Louisville (ND 86 - Louisville 89 - OT) - Chris Quinn - 31, Russell Carter - 24
Had three 20-point scorers.....was on 2/22/03 vs. Virginia Tech (ND 98 - Virginia Tech 76) - Dan Miller 22, Chris Thomas 21, Matt Carroll 25
Made 10 three-point field goals.....was on 1/14/06 - 10-20 (50.0%) vs. Seton Hall (ND 88 - Seton Hall 76)*
Committed 10 turnovers or less.....was on 1/3/07 - 9 turnovers vs. Louisville (ND 78 - Louisville 62)*
Committed 5 turnovers or less.....was on 2/21/06 - 4 turnovers vs. Connecticut (ND 74 - Connecticut 75 - OT)
Committed 25 turnovers.....was on 2/8/00 - 26 turnovers vs. Villanova (ND 69 - Villanova 86)
Forced 25 turnovers.....never


An Irish player had...

25+ points.....was on 1/24/06 - Chris Quinn (26) vs. Georgetown (ND 82 - Georgetown 85 - 2OT)*
30+ points.....was on 2/4/06 - Chris Quinn (34) and Colin Falls (32) vs. Seton Hall (ND 102 - Seton Hall 91)
35+ points.....was on 1/4/06 - Chris Quinn (37) vs. Pittsburgh (ND 97 - Pittsburgh 100 - 2OT)
40+ points.....never
15 or more rebounds.....was on 1/20/04 - Torin Francis (16) vs. Virginia Tech (ND 74 - Virginia Tech 63)
20 rebounds.....was on 1/8/01 - Troy Murphy (20) vs. Seton Hall (ND 76 - Seton Hall 78)
a "double-double".....was on 1/14/07 - Russell Carter (24 pts, 10 rebs) and Zach Hillesland (12 pts, 10 rebs.) vs. Seton Hall (ND 88 - Seton Hall 38)*
a "triple-double".....never
20 points and 10 rebounds.....was on 1/20/04 - Torin Francis (22 pts, 16 rebs) vs. Virginia Tech (ND 74 - Virginia Tech 63)
20 points and 20 rebounds.....was on 1/8/01 - Troy Murphy (25 pts, 20 rebs) vs. Seton Hall (ND 76 - Seton Hall 78)
10 assists.....was on 3/4/06 - Chris Quinn (10) vs. DePaul (ND 66 - DePaul 61)*
10 blocks.....never
10 steals.....never

An opposing player had...

25+ points.....was on 3/8/06 - Brandon Bowman (25), Georgetown (ND 63 - Georgetown 67)
30+ points.....was on 1/25/03 - Troy Bell (31), Boston College (ND 101 - BC 96 OT)
35+ points.....was on 2/1/03 - Mike Sweetney (38), Georgetown (ND 93 - Georgetown 92 - 2OT)
40+ points.....never
15 rebounds.....was on 3/2/05 - Byron Joynes (15), Rutgers (ND 66 - Rutgers 56) *
20 rebounds.....was on 2/21/04 - Emeka Okafor (22), Connecticut (ND 50 - Connecticut 61)
a "double-double".....was on 2/25/06 - Steve Novak (21 pts, 11 rebs), Marquette (ND 80 - Marquette 80)*
a "triple-double"..... was on 2/21/06 - Marcus Williams (18 pts, 10 rebs, 13 asts), Connecticut (ND 74 - Connecticut 75 - OT)
20 points and 10 rebounds.....was on 1/28/06 - Allan Ray (23 pts, 10 rebs), Villanova (ND 70 - Villanova 72)*
20 points and 20 rebounds.....was on 2/9/02 - Mike Sweetney (35 pts, 20 rebs), Georgetown (ND 116 - Georgetown 111 - 4OT)
10 assists.....was on 2/21/05 - Marcus Williams (12), Connecticut (ND 74 - Connecticut 88)
10 blocks.....never
10 steals.....never

* indicates Notre Dame home game; @ indicates Joyce Center record; # indicates school record




Russell Carter
 Guard • Senior • 6-4 • 220 • Paulsboro, N.J.
 (Paulsboro)

Named tri-captain ... has scored 20-plus points in seven games ... topped the 20-plus point mark for the fifth time with a career-high 28 points against Portland ... recorded first double-double of the season and second of his career against Seton Hall as he finished with 24 points and 10 rebounds ... netted 27 points versus Alabama as he connected on a personal best nine shots, including six three-pointers ... followed that up with 21-point effort against Elon ... scored 20 points in the IPFW and Lafayette contests ... tallied 23 points, hitting for a career-high seven three-pointers against Stony Brook ... current 17-game double-figure scoring streak is longest of his career ... scored 20-plus points for in three consecutive games for the second time in his career ... only Irish player who has scored in double figures in all 15 games ... scored 15 points, grabbed seven rebounds, dished off five assists and made five steals against Rider ... scored 19 versus Louisville in BIG EAST opener ... finished with 19 points against West Virginia ... named BIG EAST Player of the Week (week of Dec. 11) and was named to the Honor Roll (weeks of Dec. 27, Jan. 2 and Jan. 15) ... scored 700th career point against Georgetown.

Opp.	Min.	Total		3FG-FGA	Pct.	FT-FTA	Pct.	Rebounds			PF	A	TO	BLK	Stl.	Pts.
		FG-FGA	Pct.					Off.	Def.	Total						
IPFW (S)	30	7-15	.467	3-6	.500	3-6	.500	2	4	6	1	2	0	0	0	20
Butler (S)	31	6-13	.462	3-6	.500	0-1	.000	0	5	5	2	1	3	0	1	15
Lafayette (S)	23	8-12	.667	3-5	.600	1-1	1.000	0	5	5	3	3	1	0	4	20
The Citadel (S)	25	5-14	.357	2-4	.500	2-3	.667	0	4	4	1	2	2	1	1	14
Lehigh (S)	35	6-14	.429	0-4	.000	2-4	.500	0	5	5	1	1	1	0	3	14
Winston-Salem(S)	23	4-9	.444	2-5	.400	0-0	.000	2	1	3	2	3	1	0	2	10
Maryland (S)	22	5-13	.385	1-3	.333	2-4	.500	1	4	5	4	0	3	0	4	13
Alabama (S)	37	9-16	.563	6-11	.545	3-6	.500	1	4	5	2	2	2	0	5	27
Elon (S)	29	7-11	.636	5-7	.714	2-2	1.000	0	6	6	3	4	2	0	1	21
Portland (S)	35	8-16	.500	5-10	.500	7-8	.875	1	3	4	3	2	3	0	1	28
Army (S)	25	4-11	.364	2-6	.333	2-3	.667	1	1	2	2	3	2	0	1	12
Rider (S)	31	5-12	.417	2-7	.286	3-3	1.000	1	6	7	2	5	1	0	5	15
Stony Brook (S)	26	8-12	.667	7-11	.636	0-0	.000	1	1	2	4	4	3	0	2	23
Louisville (S)	38	7-14	.500	3-5	.600	2-2	1.000	2	1	3	1	1	1	0	3	19
Georgetown (S)	27	5-15	.333	1-6	.167	1-1	1.000	2	0	2	2	2	3	0	1	12
West Virginia (S)	37	8-17	.471	0-5	.000	3-4	.750	1	2	3	1	1	3	0	1	19
Seton Hall (S)	31	8-14	.571	4-7	.571	4-4	1.000	2	8	10	1	3	3	0	1	31
Villanova																
USF																
St. John's																
Villanova																
Syracuse																
USF																
DePaul																
Providence																
Cincinnati																
DePaul																
Marquette																
Rutgers																

Carter's Career Statistics

YEAR	G-S	MIN/AVG	FG-FGA	PCT.	3-Point			FT-FTA	PCT.	Rebounds			AST.	STL	BLK	PF-D	PTS/AVG
					FG-FGA	PCT.	PCT.			O	D	TOT					
2003-04	11-0	23/2.1	3-9	.333	2-5	.400	1-2	.500	1	3	4	0.4	0	1	1	5-0	9/0.8
BIG EAST	4-0	5/1.3	2-3	.667	1-2	.500	0-0	.000	0	1	1	0.3	0	0	0	2-0	5/1.3
2004-05	24-1	204/8.5	30-61	.492	12-24	.500	11-18	.611	19	14	33	1.4	9	8	2	31-0	83/3.5
BIG EAST	14-0	75/5.4	11-18	.611	5-8	.625	1-5	.200	4	5	9	0.6	3	2	1	13-0	28/2.0
2005-06	30-28	862/28.7	105-232	.453	41-100	.410	94-138	.681	57	97	154	5.1	44	48	9	70-2	345/11.5
BIG EAST	16-14	480/30.0	65-137	.474	27-61	.443	55-80	.688	36	55	91	5.7	22	22	4	39-2	212/13.3
2006-07	17-17	504/29.6	110-228	.482	49-108	.454	37-52	.712	17	60	77	4.5	39	36	1	35-0	306/18.0
BIG EAST	4-4	133/33.2	28-60	.467	8-23	.348	10-11	.909	7	11	18	4.5	7	6	0	5-0	74/18.5
TOTALS	82-46	1593/19.4	248-530	.468	104-237	.439	143-210	.681	94	174	268	3.3	92	93	13	141-2	743/9.1
BIG EAST	37-17	693/18.7	106-218	.486	41-94	.436	66-96	.686	47	72	119	3.2	32	30	5	59-2	319/8.5



Colin Falls
 Guard • Senior • 6-5 • 200 • Park Ridge, Ill.
 (Loyola Academy)

Captain of 2006-07 ... became 46th player in Notre Dame basketball history to score 1,000 career points ... scored a season-high 21 points versus Lehigh ... returned to lineup against Army and scored a season-high 24 points ... hit his first seven shots of the game ... needs 33 three-pointers to become school's all-time career leader ... has made 67 consecutive starts in the games he has played ... scored season-high 17 points against Butler ... grabbed personal-best seven boards against The Citadel ... netted 20 points versus Alabama for 14th 20-plus outing of his career ... connected on a career-high 12 free throws on a personal best 13 attempts against the Crimson Tide ... has scored in double figures in eight games ... missed the first game of his collegiate career (had played in all 99 and started 60 consecutive contests) against Elon after undergoing shock wave therapy on Dec. 8 ... scored 14 points versus West Virginia ... played in 100th career game against Army ... scored 17 points, connecting on five three-pointers against Stony Brook ... played just 19 minutes against Seton Hall because of stomach flu ... his only points in the contest came on a four-point play.

Opp.	Min.	Total			Rebounds			PF	A	TO	BLK	Stl.	Pts.			
		FG-FGA	Pct.	3FG-FGA	Pct.	FT-FTA	Pct.							Off.	Def.	Total
IPFW (S)	30	1-5	.200	1-5	.200	3-4	.750	0	3	3	1	2	0	2	6	
Butler (S)	38	5-11	.455	4-7	.571	3-5	.600	0	3	3	0	1	2	0	17	
Lafayette (S)	30	3-7	.429	2-5	.400	0-0	.000	1	2	3	2	2	0	0	8	
The Citadel (S)	30	3-10	.300	3-10	.300	2-2	1.000	0	7	7	1	4	0	0	11	
Lehigh (S)	37	6-11	.545	4-8	.500	5-6	.833	0	3	3	2	0	0	0	21	
Winston-Salem (S)	25	4-8	.500	3-7	.429	2-2	1.000	0	4	4	1	1	0	1	13	
Maryland (S)	40	2-9	.222	1-8	.125	9-10	.900	1	3	4	2	3	3	0	14	
Alabama (S)	34	3-8	.375	2-7	.286	12-13	.923	0	1	1	4	4	2	0	20	
Elon		DNP-Inj.														
Portland		DNP-Inj.														
Army (S)	18	9-11	.818	6-8	.750	0-1	.000	0	2	2	2	1	1	0	0	24
Rider (S)	27	1-8	.125	1-7	.143	1-2	.500	0	3	3	3	2	0	1	1	4
Stony Brook (S)	32	6-10	.600	5-8	.625	0-0	.000	1	1	2	1	1	1	0	0	17
Louisville (S)	37	3-12	.250	1-8	.125	0-0	.000	0	4	4	1	5	1	0	2	7
Georgetown (S)	35	1-7	.143	1-7	.143	0-0	.000	0	1	1	2	2	4	0	3	3
West Virginia (S)	40	5-8	.625	4-7	.571	0-1	.000	0	1	1	2	1	1	2	2	14
Seton Hall (S)	19	1-7	.143	1-6	.167	1-1	1.000	0	0	0	3	1	0	0	0	4
Villanova																
USF																
St. John's																
Villanova																
Syracuse																
USF																
DePaul																
Providence																
Cincinnati																
DePaul																
Marquette																
Rutgers																

Falls' Career Statistics

YEAR	G-S	MIN/AVG	FG-FGA	PCT.	3-Point			Rebounds			AST.	STL	BLK	PF-D	PTS/AVG		
					FG-FGA	PCT.	FT-FTA	PCT.	O	D						TOT	AVG.
2003-04	32-8	499/15.6	47-115	.409	37-94	.394	16-23	.696	12	30	42	1.3	28	11	3	38-0	147/4.6
BIG EAST	16-2	196/12.3	19-45	.422	16-39	.410	11-16	.688	6	12	18	1.1	11	6	1	21-0	65/4.1
2004-05	29-22	901/31.1	101-261	.387	93-225	.413	70-78	.897	13	47	60	2.1	40	24	6	60-1	365/12.6
BIG EAST	16-16	567/35.4	65-171	.380	61-147	.415	52-58	.897	7	29	36	2.3	24	12	3	41-1	243/15.2
2005-06	30-30	1057/35.2	129-323	.399	102-257	.397	55-69	.797	10	57	67	2.2	52	18	9	62-2	415/13.8
BIG EAST	16-16	589/36.8	74-177	.412	58-146	.397	33-40	.825	9	36	45	2.8	30	7	6	34-1	237/14.8
2006-07	15-15	473/31.5	53-132	.402	39-108	.361	38-47	.809	3	38	41	2.7	30	14	4	27-0	183/12.2
BIG EAST	4-4	131/32.8	10-34	.294	7-28	.250	1-2	.500	0	6	6	1.5	9	7	2	8-0	28/7.0
TOTALS	106-75	2930/27.6	330-831	.397	271-684	.396	179-217	.825	38	172	210	2.0	150	67	22	187-3	1110/10.5
BIG EAST	52-38	1483/28.5	168-427	.393	142-360	.394	97-116	.836	22	83	105	2.0	74	32	12	104-2	573/11.0



Rob Kurz

Forward • Junior • 6-9 • 235 • Lower Gwynedd, Pa.
(Penn Charter)

Captain of 2006-07 Irish squad ... his eight-game double-figure scoring streak was the longest of his career (Nov. 14-Dec. 19) ... scored a career-high 25 points and grabbed eight rebounds against Lehigh ... registered third double-double of his career with 16 points and a career-high 12 rebounds versus IPFW ... dished off a career-high six assists against Butler ... scored 16 points and grabbed eight rebounds against Lafayette ... career-high three steals vs. The Citadel ... perfect 5-5 from the field and 8-8 from the free-throw line in scoring 18 points and grabbing 10 rebounds versus Winston-Salem St ... finished with 16 points and five rebounds versus Maryland ... scored 14 and matched career best with 12 rebounds in recording third double-double of the season ... followed that up with a 16-point and 12-rebound (matching career-high) effort against Elon which marked the first time in his career that he recorded a double-double in consecutive outings ... also dished off a career-high seven assists in the game ... topped 20-point mark for the second time in his career when he finished with 21 points against Portland, in addition to grabbing 11 rebounds ... scored 23 points in just 22 minutes against Rider ... hauled in 11 rebounds versus West Virginia ... was 4-5 from the field and finished with 15 points and three blocked shots against Setn Hall ... named to BIG EAST Weekly Honor Roll for the weeks of Dec. 4 and Dec. 18 ... leads the team with six double-doubles ... has scored in double figures in 13 games and grabbed 10-plus rebounds in seven games.

Opp.	Min.	Total				Rebounds				PF	A	TO	BLK	Stl.	Pts.	
		FG-FGA	Pct.	3FG-FGA	Pct.	FT-FTA	Pct.	Off.	Def.							Total
IPFW (S)	26	6-10	.600	0-2	.000	4-5	.800	3	9	12	3	1	1	1	0	16
Butler (S)	34	3-5	.600	0-0	.000	1-1	1.000	2	4	6	3	6	1	1	0	7
Lafayette (S)	20	7-10	.700	2-2	1.000	0-0	.000	2	6	8	3	2	1	2	2	16
The Citadel (S)	27	3-6	.500	1-2	.500	3-3	1.000	1	6	7	3	2	2	1	3	10
Lehigh (S)	36	6-9	.667	1-2	.500	12-13	.923	4	4	8	3	1	2	1	3	25
Winston-Salem (S)	21	5-5	1.000	0-0	.000	8-8	1.000	3	7	10	3	3	3	1	2	18
Maryland (S)	26	5-8	.625	2-3	.667	4-4	1.000	1	4	5	4	0	3	2	0	16
Alabama (S)	36	5-13	.385	0-2	.000	4-4	1.000	6	6	12	2	4	1	1	0	14
Elon (S)	30	3-6	.500	1-2	.500	9-11	.818	6	5	12	0	7	2	4	1	16
Portland (S)	33	5-10	.500	0-2	.000	11-12	.917	5	6	11	3	1	1	2	0	21
Army (S)	21	4-7	.571	1-1	1.000	0-0	.000	1	6	7	3	1	1	1	1	9
Rider (S)	22	6-8	.750	2-2	1.000	9-13	.692	4	4	8	2	1	1	1	3	23
Stony Brook (S)	24	2-6	.333	0-1	.000	11-14	.786	2	8	10	2	3	7	3	0	15
Louisville (S)	34	2-10	.200	1-3	.333	5-6	.833	3	6	9	3	6	0	3	0	10
Georgetown (S)	25	0-4	.000	0-1	.000	6-6	1.000	2	3	5	4	1	0	0	0	6
West Virginia (S)	34	2-4	.500	0-0	.000	4-7	.571	4	7	11	3	1	2	1	0	8
Seton Hall (S)	29	4-5	.800	1-2	.500	6-9	.667	2	7	9	4	1	2	3	0	15
Villanova																
USF																
St. John's																
Villanova																
Syracuse																
USF																
DePaul																
Providence																
Cincinnati																
DePaul																
Marquette																
Rutgers																

Kurz' Career Statistics

YEAR	G-S	MIN/AVG	FG-FGA	PCT.	3-Point			Rebounds			AVG.	AST.	STL	BLK	PF-D	PTS/AVG	
					FG-FGA	PCT.	FT-FTA	PCT.	O	D							TOT
2004-05	14-0	66/4.7	5-14	.357	1-3	.333	8-14	.571	8	8	16	1.1	3	1	2	9-1	19/1.4
BIG EAST	4-0	4/1.0	0-0	.000	0-0	.000	0-0	.000	0	0	0	0.0	0	0	0	0-0	0/0.0
2005-06	30-12	638/21.3	61-131	.466	11-25	.440	58-75	.773	55	97	152	5.1	19	15	26	76-3	191/6.4
BIG EAST	16-5	339/21.2	32-71	.451	6-13	.462	33-44	.750	25	50	75	4.7	6	7	11	37-1	103/6.5
2006-07	17-17	478/28.1	68-126	.540	12-27	.444	97-116	.836	51	99	150	8.8	41	15	28	48-0	245/14.4
BIG EAST	4-4	122/31.0	8-23	.222	2-6	.333	21-28	.750	11	23	34	8.5	9	0	7	14-0	39/9.8
TOTALS	61-29	1182/19.4	134-271	.494	24-55	.436	163-205	.795	114	204	318	5.2	63	31	56	133-4	455/7.5
BIG EAST	24-9	465/19.4	40-94	.426	8-19	.421	54-72	.750	36	73	109	4.5	15	7	18	51-1	142/5.9



Ryan Ayers

Guard/Forward • Sophomore • 6-8 • 210 • Blue Bell, Pa.

(Germantown Academy)

42


Has played in 16 games ... missed first 12 shots on the season before connecting on his first field goal of the season against Winston-Salem St. ... in addition to scoring six points, he also grabbed a career-high seven rebounds ... played 12 minutes in season opener against IPFW and 23 minutes against Lafayette ... finished with four points and six rebounds against Elon ... scored a season-high seven points against Army ... scored six points against

Stony Brook ... was 2-2 from three-point range and scored six points versus Seton Hall in 16 minutes off the bench.

Opp.	Min.	Total		3FG-FGA	Pct.	FT-FTA	Pct.	Rebounds			PF	A	TO	BLK	Stl.	Pts.
		FG-FGA	Pct.					Off.	Def.	Total						
IPFW	12	0-1	.000	0-1	.000	2-2	1.000	1	1	2	1	2	0	0	1	2
Butler	9	0-1	.000	0-0	.000	0-0	.000	0	0	0	0	0	0	0	0	0
Lafayette	23	0-4	.000	0-2	.000	1-2	.500	0	2	2	2	1	0	0	2	1
The Citadel	7	0-4	.000	0-1	.000	0-0	.000	1	1	2	1	0	0	0	0	0
Lehigh	4	0-0	.000	0-0	.000	0-0	.000	0	0	0	0	0	1	0	0	0
Winston-Salem	21	2-4	.500	0-1	.000	2-2	1.000	1	6	7	1	2	0	1	2	6
Maryland	5	0-1	.000	0-1	.000	0-0	.000	0	0	0	1	0	0	0	0	0
Alabama	DNP															
Elon	18	2-4	.500	0-2	.000	0-0	.000	2	4	6	2	2	0	0	0	4
Portland	15	1-2	.500	1-2	.500	0-0	.000	1	1	2	1	0	0	1	0	3
Army	18	2-4	.500	0-2	.000	0-0	.000	2	4	6	2	2	0	0	0	4
Rider	13	1-4	.250	0-3	.000	0-0	.000	0	1	1	1	0	0	0	1	2
Stony Brook	16	1-3	.333	1-3	.333	3-4	.750	0	1	1	1	1	1	0	0	6
Louisville	3	0-0	.000	0-0	.000	0-0	.000	0	0	0	1	0	1	0	0	3
Georgetown	10	0-1	.000	0-1	.000	0-0	.000	0	0	0	0	0	0	0	1	0
West Virginia	3	1-1	1.000	1-1	1.000	0-0	.000	0	0	0	0	0	0	0	0	3
Seton Hall	16	2-2	1.000	2-2	1.000	0-0	.000	0	1	1	2	1	0	0	0	6
Villanova																
USF																
St. John's																
Villanova																
Syracuse																
USF																
DePaul																
Providence																
Cincinnati																
DePaul																
Marquette																
Rutgers																

Ayers' Career Statistics

YEAR	G-S	MIN/AVG	FG-FGA		PCT.	3-Point		FT-FTA	PCT.	Rebounds			AVG.	AST.	STL	BLK	PF-D	PTS/AVG
			FG-FGA	PCT.		FG-FGA	PCT.			O	D	TOT						
2005-06	18-0	123/6.8	6-22	.273		3-12	.250	4-4	1.000	3	9	12	0.7	3	3	2	11-0	19/1.1
BIG EAST	8-0	27/3.4	2-5	.400		1-2	.500	0-0	.000	0	1	1	0.3	0	3	0	5-0	5/0.6
2006-07	16-0	194/12.1	13-36	.361		6-22	.273	8-10	.800	7	20	27	1.7	11	8	2	17-0	40/2.5
BIG EAST	3-0	16/5.3	1-2	.500		1-2	.500	0-0	.000	0	0	0	0.0	0	1	0	1-0	3/1.0
TOTALS	34-0	317/9.3	19-58	.328		9-34	.265	12-14	.857	10	29	39	1.1	14	11	4	28-0	59/1.7
BIG EAST	11-0	43/3.9	3-7	.429		2-4	.500	0-0	.000	0	1	1	0.1	0	4	0	6-0	8/0.7



Zach Hillesland
 Forward • Sophomore • 6-9 • 227 • Toledo, Ohio
 (St. John's Jesuit)

Made first career start of his career against Elon (earned start in place of Colin Falls due to injury) and finished with six points and three rebounds ... nearly registered a triple-double against Seton Hall when he scored a career-high 12 points, grabbed 10 rebounds and dished off eight assists ... registered first career double-double in season opener against IPFW as he scored 11 points and grabbed 12 rebounds (both career bests) ... started second half of Lehigh game and finished with 11 points (matching career-best) and grabbed seven rebounds playing 22 minutes ... eight points, nine rebounds and a career-high four assists vs. Maryland playing a career-high 25 minutes ... scored seven points and grabbed seven rebounds against Georgetown ... has played in all 17 games.

Opp.	Min.	Total				Rebounds				PF	A	TO	BLK	Stl.	Pts.	
		FG-FGA	Pct.	3FG-FGA	Pct.	FT-FTA	Pct.	Off.	Def.							Total
IPFW	20	5-5	1.000	0-0	.000	1-3	.333	1	11	12	2	0	3	0	1	11
Butler	9	0-0	.000	0-0	.000	0-0	.000	0	1	1	0	0	2	0	0	0
Lafayette	16	2-2	1.000	0-0	.000	1-2	.500	2	3	5	4	3	3	1	3	5
The Citadel	17	0-0	.000	0-0	.000	0-2	.000	0	4	4	2	2	1	1	0	0
Lehigh	22	4-5	.800	0-0	.000	3-4	.750	3	4	7	2	3	2	0	2	11
Winston-Salem	13	1-1	1.000	0-0	.000	2-2	1.000	1	2	3	3	3	1	0	1	4
Maryland	25	3-7	.429	0-0	.000	2-4	.500	1	8	9	3	4	2	0	1	8
Alabama	14	0-0	.000	0-0	.000	0-2	.000	1	1	2	3	1	2	1	1	0
Elon (S)	20	2-3	.667	0-0	.000	2-2	1.000	1	2	3	3	2	4	1	1	6
Portland (S)	22	2-4	.500	0-0	.000	2-3	.667	2	2	4	3	2	2	0	2	6
Army	15	2-2	1.000	0-0	.000	2-3	.667	2	3	5	3	1	2	0	1	6
Rider	19	1-2	.500	0-0	.000	4-5	.800	0	2	2	4	3	3	0	0	6
Stony Brook	19	0-1	.000	0-0	.000	5-6	.833	2	1	3	1	2	0	0	2	5
Louisville	9	2-2	1.000	0-0	.000	2-2	1.000	1	1	2	2	1	0	0	1	6
Georgetown	22	3-5	.600	0-0	.000	1-2	.500	1	6	7	2	0	1	0	2	7
West Virginia	14	1-1	1.000	0-0	.000	0-0	.000	0	3	3	2	3	4	0	0	2
Seton Hall	25	6-10	.600	0-0	.000	0-1	.000	6	4	10	1	8	1	1	1	12
Villanova																
USF																
St. John's																
Villanova																
Syracuse																
USF																
DePaul																
Providence																
Cincinnati																
DePaul																
Marquette																
Rutgers																

Hillesland's Career Statistics

YEAR	G-S	MIN/AVG	FG-FGA	PCT.	3-Point			FT-FTA	PCT.	Rebounds			AST.	STL	BLK	PF-D	PTS/AVG
					FG-FGA	PCT.	PCT.			O	D	TOT					
2005-06	13-0	29/2.2	3-6	.500	0-0	.000	2-2	1.000	0	3	3	0.2	3	0	0	5-0	8/0.6
BIG EAST	5-0	7/1.4	1-1	1.000	0-0	.000	0-0	.000	0	0	0	0.0	1	0	0	1-0	2/0.4
2006-07	17-2	301/17.7	34-50	.680	0-0	.000	27-44	.614	24	58	82	4.8	38	19	5	40-0	95/5.6
BIG EAST	3-0	45/15.0	6-8	.750	0-0	.000	3-5	.600	2	10	12	4.0	4	3	0	6-0	15/5.0
TOTALS	30-2	330/11.0	37-56	.661	0-0	.000	29-46	.630	24	61	85	2.8	41	19	5	45-1	103/3.4
BIG EAST	8-0	52/6.5	7-9	.778	0-0	.000	3-5	.600	2	10	12	1.5	4	3	0	7-0	17/2.1



Kyle McAlarney
 Guard • Sophomore • 6-1 • 194 • Staten Island, N.Y.
 (Moore Catholic)


23

Has started 12 games ... scored a career-high 21 points on a personal-best seven three-pointers against Rider ... registered first 20-point outing of his career against Alabama as he finished with 20 points ... finished with nine points and seven assists in season opener ... dished off career-high 12 assists (nine in second half) vs. Lafayette ... netted a season-high 10 points against Winston-Salem St. ... named BB&T Classic Player of the Game vs. Maryland after scoring a career-high 18 points, including eight consecutive points in the second half ... connected on a career-best 6-6 from the line in scoring nine points against Elon ... dished off eight assists against Army ... named to the BIG EAST Weekly Honor Roll for the week of Dec. 11.

Opp.	Min.	Total		3FG-FGA	Pct.	FT-FTA	Pct.	Rebounds			PF	A	TO	BLK	Stl.	Pts.
		FG-FGA	Pct.					Off.	Def.	Total						
IPFW (S)	26	4-7	.571	1-4	.250	0-0	.000	1	2	3	0	7	1	0	1	9
Butler (S)	37	3-7	.429	2-3	.667	0-0	.000	0	1	1	2	4	2	0	2	8
Lafayette (S)	23	1-3	.333	1-3	.333	0-0	.000	0	1	1	0	12	3	0	0	3
The Citadel (S)	32	2-8	.250	1-5	.200	0-1	.000	2	2	4	0	5	2	0	1	5
Lehigh (S)	27	2-7	.286	0-4	.000	0-0	.000	2	2	4	0	6	3	0	0	4
Winston-Salem (S)	25	4-6	.667	2-4	.500	0-0	.000	0	2	2	0	4	4	0	0	10
Maryland (S)	37	6-11	.545	4-6	.667	2-2	1.000	0	2	2	0	5	5	0	2	18
Alabama (S)	34	7-9	.778	4-6	.667	2-2	1.000	0	2	2	3	3	2	0	1	20
Elon (S)	31	1-5	.200	1-3	.333	6-6	1.000	0	2	2	1	2	1	0	2	9
Portland (S)	34	3-8	.375	1-5	.200	1-2	.500	0	2	2	0	3	2	0	3	8
Army (S)	25	2-4	.500	2-4	.500	3-4	.750	1	0	1	0	8	1	0	0	9
Rider (S)	27	7-11	.636	7-9	.778	0-0	.000	1	2	3	0	6	0	0	1	21
Stony Brook		DNP														
Louisville		DNP														
Georgetown		DNP														
West Virginia		DNP														
Seton Hall		DNP														
Villanova																
USF																
St. John's																
Villanova																
Syracuse																
USF																
DePaul																
Providence																
Cincinnati																
DePaul																
Marquette																
Rutgers																

McAlarney's Career Statistics

YEAR	G-S	MIN/AVG	FG-FGA	PCT.	3-Point		FT-FTA	PCT.	Rebounds			AVG.	AST.	STL	BLK	PF-D	PTS/AVG
					FG-FGA	PCT.			O	D	TOT						
2005-06	29-10	649/22.4	61-131	.466	40-93	.430	30-33	.909	11	37	48	1.7	72	16	1	37-1	192/6.6
BIG EAST	16-9	390/24.4	32-75	.427	22-55	.400	13-14	.929	8	27	35	2.2	48	6	0	23-1	99/6.2
2006-07	12-12	358/29.8	42-86	.488	26-56	.464	14-17	.824	7	20	27	2.3	65	13	0	6-0	124/10.3
BIG EAST	0-0	0/0.0	0-0	.000	0-0	.000	0-0	.000	0	0	0	0.0	0	0	0	0-0	0/0.0
TOTALS	41-22	1007/24.6	103-217	.475	66-149	.443	44-50	.880	18	57	75	1.8	137	29	1	43-1	316/7.7
BIG EAST	16-9	390/24.4	32-75	.427	22-55	.400	13-14	.929	8	27	35	2.2	48	6	0	23-1	99/6.2



Luke Zeller

Forward/Center • Sophomore • 6-11 • 245 • Washington, Ind.
(Washington)

40

Started the first 16 games of the season ... tallied a career-high 14 points in win over Elon as he finished 5-7 from the field and 3-4 from three-point range ... scored a career-high 12 points against The Citadel ... scored eight points and grabbed four rebounds against Stony Brook ... has netted double figures in four career outings ... scored seven points against Louisville ... has grabbed a season-high four rebounds in five contests.

Opp.	Min.	Total				Rebounds				PF	A	TO	BLK	Stl.	Pts.	
		FG-FGA	Pct.	3FG-FGA	Pct.	FT-FTA	Pct.	Off.	Def.							Total
IPFW (S)	15	3-5	.600	0-1	.000	0-0	.000	2	2	4	5	0	4	0	2	6
Butler (S)	18	1-2	.500	1-1	1.000	2-2	1.000	0	3	3	1	2	3	0	0	5
Lafayette (S)	20	4-6	.667	0-0	.000	0-0	.000	1	2	3	3	2	3	1	0	8
The Citadel (S)	23	5-5	1.000	1-1	1.000	1-1	1.000	3	1	4	3	3	0	1	0	12
Lehigh (S)	6	1-1	1.000	1-1	1.000	2-4	.500	2	0	2	0	0	2	0	0	5
Winston-Salem (S)	21	3-6	.500	0-1	.000	0-0	.000	1	2	3	2	1	0	0	0	6
Maryland (S)	17	1-3	.333	1-2	.500	0-0	.000	0	4	4	4	0	1	0	1	3
Alabama (S)	10	3-3	1.000	0-0	.000	0-0	.000	1	1	2	1	0	0	2	0	6
Elon (S)	22	5-7	.714	3-4	.750	1-3	.333	2	1	3	4	2	0	0	0	14
Portland (S)	14	0-4	.000	0-0	.000	0-0	.000	1	0	1	3	0	0	0	0	0
Army (S)	17	1-5	.200	0-0	.000	0-0	.000	2	1	3	4	0	1	2	1	3
Rider (S)	16	1-5	.200	0-2	.000	1-2	.500	0	3	3	4	0	3	1	0	3
Stony Brook (S)	18	2-2	1.000	2-2	1.000	2-2	1.000	0	4	4	2	2	0	1	0	8
Louisville (S)	15	3-5	.600	1-2	.500	0-0	.000	2	2	4	3	1	1	0	0	7
Georgetown (S)	19	1-3	.333	0-2	.000	1-2	.500	2	0	2	2	0	1	0	1	3
West Virginia (S)	13	1-2	.500	0-1	.000	0-0	.000	0	2	2	1	2	1	1	0	2
Seton Hall	3	1-1	1.000	0-0	.000	0-0	.000	0	0	0	1	0	0	0	0	2
Villanova																
USF																
St. John's																
Villanova																
Syracuse																
USF																
DePaul																
Providence																
Cincinnati																
DePaul																
Marquette																
Rutgers																

Zeller's Career Statistics

YEAR	G-S	MIN/AVG	3-Point				Rebounds				AST.	STL	BLK	PF-D	PTS/AVG		
			FG-FGA	PCT.	FG-FGA	PCT.	FT-FTA	PCT.	O	D						TOT	AVG.
2005-06	27-9	371/13.7	32-88	.364	20-59	.339	8-17	.471	22	63	85	3.1	28	3	7	40-1	92/3.4
BIG EAST	14-3	165/11.8	13-42	.310	8-30	.267	2-4	.500	11	21	32	2.3	13	1	3	20-0	36/2.6
2006-07	17-16	267/15.7	36-65	.554	11-22	.500	10-16	.625	19	28	47	2.8	15	5	9	43-1	93/5.5
BIG EAST	4-3	50/12.5	6-11	.545	1-5	.200	1-2	.500	4	4	8	2.0	3	1	1	7-0	14/3.5
TOTALS	44-25	638/14.5	68-153	.444	31-81	.383	18-33	.545	41	91	132	3.0	43	8	16	83-2	185/4.2
BIG EAST	18-6	215/11.9	19-53	.358	9-35	.257	3-6	.500	15	25	40	2.2	16	2	4	27-0	50/2.8



Luke Harangody

Forward • Freshman • 6-8 • 250 • Schererville, Ind. (Andreas)

First freshman since Chris Thomas in 2001 to score in double figures in collegiate debut as he finished with 12 points and eight rebounds vs. IPFW ... first rookie since Troy Murphy to score in double figures in first five collegiate outings ... registered first career double-double by a rookie since Torin Francis in 2002 when he scored 17 points and grabbed 10 rebounds ... scored 16 of his 18 points against The Citadel in the first half ... BIG EAST Rookie of the Week (weeks of Nov. 20, Jan. 2 and Jan. 15) ... made first career start against Seton Hall and finished with 12 points and five rebounds ... notched second double-double with 12 points and 10 rebounds against

Elon ... has played in all 17 games and scored in double figures in 13 of those contests ... posted third double-double of the season with 10 points and career-high 12 boards against Army ... matched career-high with 18 points and 10 rebounds against Rider ... scored 12 points against Stony Brook ... scored 16 points and grabbed six rebounds in BIG EAST opener vs. Louisville ... netted 11 points against West Virginia

Opp.	Min.	Total			Rebounds			PF	A	TO	BLK	Stl.	Pts.			
		FG-FGA	Pct.	3FG-FGA	Pct.	FT-FTA	Pct.							Off.	Def.	Total
IPFW	17	4-9	.444	0-0	.000	4-4	1.000	3	5	8	4	3	1	0	2	12
Butler	21	7-13	.538	0-0	.000	3-3	1.000	6	4	10	2	0	0	1	0	17
Lafayette	20	7-12	.583	0-0	.000	4-5	.800	3	2	5	2	0	2	0	1	18
The Citadel	17	7-9	.778	0-0	.000	4-4	1.000	1	0	1	0	1	1	1	3	18
Lehigh	19	4-7	.571	0-0	.000	2-2	1.000	0	2	2	4	2	2	0	3	10
Winston-Salem	18	4-7	.571	0-0	.000	1-2	.500	3	0	3	2	3	1	2	1	9
Maryland	12	1-3	.333	0-0	.000	2-4	.500	0	2	2	0	0	0	0	0	4
Alabama	19	4-9	.444	0-1	.000	1-1	1.000	0	7	7	3	1	0	1	1	9
Elon	18	4-9	.444	0-0	.000	4-4	1.000	4	6	10	1	1	2	0	1	12
Portland	19	2-8	.250	0-0	.000	8-9	.889	1	1	2	3	3	1	0	2	12
Army	18	3-7	.429	0-0	.000	4-5	.800	4	8	12	1	4	1	0	1	10
Rider	19	8-12	.667	0-0	.000	2-2	1.000	4	6	10	2	1	0	1	0	18
Stony Brook	16	4-8	.500	0-0	.000	4-4	1.000	3	2	5	5	2	1	0	0	12
Louisville	21	7-11	.636	0-0	.000	1-1	1.000	4	2	6	1	0	0	0	0	15
Georgetown	14	1-4	.250	0-0	.000	3-4	.750	1	2	3	4	0	2	0	2	5
West Virginia	19	4-7	.571	0-0	.000	3-4	.750	1	4	5	0	1	2	0	0	11
Seton Hall (S)	22	5-11	.455	0-0	.000	2-4	.500	1	4	5	3	1	3	1	0	12
Villanova																
USF																
St. John's																
Villanova																
Syracuse																
USF																
DePaul																
Providence																
Cincinnati																
DePaul																
Marquette																
Rutgers																

Harangody's Career Statistics

YEAR	G-S	MIN/AVG	FG-FGA	PCT.	3-Point		FT-FTA	PCT.	Rebounds			AVG.	AST.	STL	BLK	PF-D	PTS/AVG
					FG-FGA	PCT.			O	D	TOT						
2006-07	17-0	308/18.1	76-146	.521	0-1	.000	52-62	.839	39	57	96	5.6	23	17	7	37-1	204/12.0
BIG EAST	4-0	76/19.0	17-33	.515	0-0	.000	9-13	.692	7	12	19	4.8	2	2	1	8-0	43/10.8
TOTALS	17-0	308/18.1	76-146	.521	0-1	.000	52-62	.839	39	57	96	5.6	23	17	7	37-1	204/12.0
BIG EAST	4-0	76/19.0	17-33	.515	0-0	.000	9-13	.692	7	12	19	4.8	2	2	1	8-0	53/10.8



Joe Harden
 Guard • Freshman • 6-7 • 212 • Acampo, Calif. (St. Mary's)

Has played in 10 games ... scored two points in collegiate debut against IPFW ... had two points and two rebounds against Winston-Salem ... tallied a career-best four points and grabbed three rebounds versus Elon ... grabbed a career-high four rebounds against Army ... matched career-high with four points against Stony Brook ... scored two points versus Georgetown ... missed the Louisville game after suffering a sprained ankle in practice.

Opp.	Min.	FG-FGA	Total		Pct.	FT-FTA	Pct.	Off.	Rebounds		PF	A	TO	BLK	Stl.	Pts.
			Pct.	3FG-FGA					Def.	Total						
IPFW	4	0-0	.000	0-0	.000	2-2	.000	0	1	1	0	0	0	0	0	2
Butler		DNP														
Lafayette	5	0-0	.000	0-0	.000	0-0	.000	1	0	1	0	1	0	0	0	0
The Citadel	3	0-1	.000	0-0	.000	0-0	.000	0	0	0	0	1	0	0	0	0
Lehigh		DNP														
Winston-Salem	6	1-2	.500	0-1	.000	0-0	.000	0	2	2	1	0	0	1	0	2
Maryland		DNP														
Alabama		DNP														
Elon	5	1-3	.333	0-1	.000	2-2	1.000	1	2	3	0	1	0	0	0	4
Portland	2	0-0	.000	0-0	.000	0-0	.000	0	0	0	0	0	0	0	0	0
Army	8	0-1	.000	0-1	.000	0-1	.000	1	3	4	0	0	0	0	0	0
Rider	4	0-0	.000	0-0	.000	0-0	.000	0	0	0	1	2	0	0	0	0
Stony Brook	4	2-3	.667	0-0	.000	0-0	.000	0	1	1	1	1	0	0	0	4
Louisville		DNP-Inj.														
Georgetown	3	1-1	1.000	0-0	.000	0-0	.000	0	0	0	0	0	0	0	0	2
West Virginia		DNP														
Seton Hall		DNP														
Villanova																
USF																
St. John's																
Villanova																
Syracuse																
USF																
DePaul																
Providence																
Cincinnati																
DePaul																
Marquette																
Rutgers																

Harden's Career Statistics

YEAR	G-S	MIN/AVG	FG-FGA	PCT.	3-Point		FT-FTA	PCT.	O	Rebounds			AST.	STL	BLK	PF-D	PTS/AVG
					FG-FGA	PCT.				D	TOT	AVG.					
2006-07	10-0	44/4.4	5-11	.455	0-3	.000	4-5	.800	3	9	12	1.2	6	0	1	3-0	14/1.4
BIG EAST	0-0	3/3.0	1-1	1.000	0-0	.000	0-0	.000	0	0	0	0.0	0	0	0	0-0	0/0.0
TOTALS	10-0	44/4.4	5-11	.455	0-3	.000	4-5	.800	3	9	12	1.2	6	0	1	3-0	14/1.4
BIG EAST	0-0	3/3.0	1-1	1.000	0-0	.000	0-0	.000	0	0	0	0.0	0	0	0	0-0	0/0.0



Tory Jackson

Guard • Freshman • 5-10 • 185 • Saginaw, Mich. (Buena Vista)

Has played in all 17 games and has started five games ... made first career start against Stony Brook ... netted a career-high 14 points in BIG EAST opener as he hit 5-8 shots from the field ... also grabbed five rebounds, dished off four assists and made three steals playing 35 minutes ... scored six points in collegiate debut against IPFW ... reached double figures for the first time in his career against Lafayette as he finished with 11 points ... career-high four assists against Lehigh ... finished with four points and a career-high five steals and three assists versus Winston-Salem ... matched career-high with five steals against Maryland and played 13 of his 16 total minutes in the second half ... scored eight points and grabbed a career-high five rebounds playing a personal best 19 minutes against Elon ... played 23 minutes against Portland and finished with eight points and four rebounds ... career-high five assists against Army ... scored five points, grabbed four rebounds, and dished off three assists versus Georgetown ... dished off six assists and made three steals against West Virginia ... played a career-high 36 minutes against Seton Hall and finished with four points and five assists.

Opp.	Min.	Total				Rebounds				PF	A	TO	BLK	Stl.	Pts.	
		FG-FGA	Pct.	3FG-FGA	Pct.	FT-FTA	Pct.	Off.	Def.							Total
IPFW	13	3-5	.600	0-1	.000	0-0	.000	0	1	1	0	0	2	0	0	6
Butler	3	0-0	.000	0-0	.000	0-0	.000	0	0	0	1	0	1	0	0	0
Lafayette	16	3-4	.750	0-0	.000	4-11	.364	1	0	1	3	2	2	0	1	10
The Citadel	16	2-5	.400	0-3	.000	0-0	.000	0	2	2	0	1	5	0	0	4
Lehigh	14	1-1	1.000	1-1	1.000	0-0	.000	0	0	0	2	4	0	0	1	4
Winston-Salem	16	2-6	.333	0-2	.000	1-1	1.000	0	1	1	3	3	2	0	5	5
Maryland	16	2-3	.667	0-1	.000	1-2	.500	1	1	2	3	1	1	0	5	5
Alabama	16	1-4	.250	0-1	.000	1-2	.500	0	0	0	3	3	0	0	2	3
Elon	19	2-10	.200	0-4	.000	4-8	.500	3	2	5	1	1	2	0	2	8
Portland	23	1-2	.500	1-1	1.000	5-6	.833	1	3	4	0	1	1	0	1	8
Army	18	1-3	.333	1-2	.500	0-1	.000	0	4	4	2	5	1	0	3	3
Rider	17	2-2	1.000	0-0	.000	0-0	.000	1	2	3	3	3	2	0	1	4
Stony Brook (S)	29	1-3	.333	0-1	.000	1-2	.500	0	2	2	3	2	5	0	3	3
Louisville (S)	35	5-8	.625	0-2	.000	4-7	.571	2	3	5	2	4	4	0	3	14
Georgetown (S)	34	2-8	.250	1-3	.333	0-0	.000	2	2	4	3	3	4	0	0	5
West Virginia (S)	26	0-2	.000	0-1	.000	0-0	.000	0	2	2	1	6	2	0	3	0
Seton Hall (S)	36	2-6	.333	0-1	.000	0-0	.000	0	4	4	4	5	2	0	1	4
Villanova																
USF																
St. John's																
Villanova																
Syracuse																
USF																
DePaul																
Providence																
Cincinnati																
DePaul																
Marquette																
Rutgers																

Jackson's Career Statistics

YEAR	G-S	MIN/AVG	FG-FGA	PCT.	3-Point		FT-FTA	PCT.	Rebounds			AVG.	AST.	STL	BLK	PF-D	PTS/AVG
					FG-FGA	PCT.			O	D	TOT						
2006-07	17-5	347/20.4	30-72	.417	4-24	.174	21-40	.525	11	29	40	2.4	44	31	0	38-0	85/5.0
BIG EAST	4-4	131/32.8	9-24	.375	1-7	.143	4-7	.571	4	11	15	3.8	18	7	0	10-0	23/5.8
TOTALS	17-5	347/20.4	30-72	.417	4-24	.174	21-40	.525	11	29	40	2.4	44	31	0	38-0	85/5.0
BIG EAST	4-4	131/32.8	9-24	.375	1-7	.143	4-7	.571	4	11	15	3.8	18	7	0	10-0	23/5.8



Jonathan Peoples
 Guard • Freshman • 6-3 • 214 • Bellwood, Ill. (St. Joseph)

Has played in 13 games ... played 19 minutes (career-high) against Seton Hall and finished with nine points and three assists ... came off the bench and played 14 minutes against West Virginia and scored two points, grabbed three rebounds and dished off three assists ... netted a career-high seven points in seven minutes off the bench against Winston-Salem St. ... scored five points in 11 minutes off the bench against Georgetown ... played in season opener against IPFW and scored first collegiate points ... scored three points against Lafayette ... played eight minutes against Army and had three points and an assist ... scored five points against Rider.

Opp.	Min.	Total		Pct.	3FG-FGA		Pct.	FT-FTA		Pct.	Rebounds			PF	A	TO	BLK	Stl.	Pts.
		FG-FGA	Pct.		Off.	Def.		Total											
IPFW	4	1-1	1.000	0-0	.000	0-0	.000	0	1	1	0	0	0	0	0	0	0	0	2
Butler		DNP																	
Lafayette	4	0-0	.000	0-0	.000	3-4	.750	0	0	0	1	0	0	0	0	1	0	0	3
The Citadel	3	0-0	.000	0-0	.000	0-0	.000	0	1	1	0	0	0	0	0	0	0	0	0
Lehigh		DNP																	
Winston-Salem	7	2-2	1.000	1-1	1.000	2-2	1.000	0	1	1	1	1	1	1	0	0	0	0	7
Maryland		DNP																	
Alabama		DNP																	
Elon	6	0-3	.000	0-1	.000	0-0	.000	0	1	1	0	0	0	0	0	0	0	0	0
Portland	1	0-0	.000	0-0	.000	0-0	.000	0	0	0	0	0	0	0	0	0	0	0	0
Army	8	1-2	.500	1-2	.500	0-0	.000	0	0	0	0	1	2	0	0	0	0	0	3
Rider	4	2-2	1.000	1-1	1.000	0-0	.000	0	0	0	0	0	0	0	0	0	0	0	5
Stony Brook	13	0-4	.000	0-2	.000	0-0	.000	0	1	1	0	1	0	0	1	0	0	1	0
Louisville	8	0-0	.000	0-0	.000	0-0	.000	0	0	0	0	0	0	0	0	0	0	1	0
Georgetown	11	2-4	.500	1-2	.500	0-0	.000	0	1	1	1	0	0	0	0	0	0	0	5
West Virginia	14	1-1	1.000	0-0	.000	0-0	.000	0	3	3	1	3	1	0	1	0	1	2	
Seton Hall	19	2-2	1.000	2-2	1.000	3-4	.750	0	1	1	1	3	4	0	0	0	0	0	9
Villanova																			
USF																			
St. John's																			
Villanova																			
Syracuse																			
USF																			
DePaul																			
Providence																			
Cincinnati																			
DePaul																			
Marquette																			
Rutgers																			

Peoples' Career Statistics

YEAR	G-S	MIN/AVG	FG-FGA	PCT.	3-Point		FT-FTA	PCT.	Rebounds			AVG.	AST.	STL	BLK	PF-D	PTS/AVG
					FG-FGA	PCT.			O	D	TOT						
2006-07	13-0	102/7.8	11-21	.524	6-11	.545	8-10	.800	0	10	9	0.8	9	4	0	5-0	36/2.8
BIG EAST	4-0	52/13.0	5-7	.714	3-4	.750	3-4	.750	0	5	5	1.3	6	2	0	2-0	16/4.0
TOTALS	13-0	102/7.8	11-21	.524	6-11	.545	8-10	.800	0	10	9	0.8	9	4	0	5-0	36/2.8
BIG EAST	4-0	52/13.0	5-7	.714	3-5	.750	3-4	.750	0	5	5	1.3	6	2	0	2-0	16/4.0



Kieran Piller

35


Guard • Freshman • 6-1 • 198 • Endicott, N.Y. (Union-Endicott)

Second year walk-on to Irish program has played in seven games ... played in season opener against IPFW ... grabbed first career rebound against Elon ... also had a rebound in the Portland game ... played four minutes against Army and dished off first career assist in the game ... scored a basket for first points of the season against Stony Brook.

Opp.	Min.	Total		3FG-FGA	Pct.	FT-FTA	Pct.	Rebounds			PF	A	TO	BLK	Stl.	Pts.
		FG-FGA	Pct.					Off.	Def.	Total						
IPFW	2	0-0	.000	0-0	.000	0-0	.000	0	0	0	0	0	0	0	0	0
Butler		DNP														
Lafayette		DNP														
The Citadel		DNP														
Lehigh		DNP														
Winston-Salem	2	0-0	.000	0-0	.000	0-0	.000	0	0	0	0	0	0	0	0	0
Maryland		DNP														
Alabama		DNP														
Elon	2	0-0	.000	0-0	.000	0-0	.000	0	1	1	0	0	0	0	0	0
Portland	1	0-0	.000	0-0	.000	0-2	.000	0	1	1	0	0	0	0	0	0
Army	4	0-0	.000	0-0	.000	0-0	.000	0	0	0	0	1	0	0	0	0
Rider	1	0-0	.000	0-0	.000	0-0	.000	0	0	0	0	0	0	0	0	0
Stony Brook	3	1-1	1.000	0-0	.000	0-0	.000	0	0	0	0	0	0	0	0	2
Louisville		DNP														
Georgetown		DNP														
West Virginia		DNP														
Seton Hall																
Villanova																
USF																
St. John's																
Villanova																
Syracuse																
USF																
DePaul																
Providence																
Cincinnati																
DePaul																
Marquette																
Rutgers																

Piller's Career Statistics

YEAR	G-S	MIN/AVG	FG-FGA		PCT.	3-Point		FT-FTA	PCT.	Rebounds			AVG.	AST.	STL	BLK	PF-D	PTS/AVG
			FG-FGA	PCT.		FG-FGA	PCT.			O	D	TOT						
2005-06	3-0	4/1.3	0-0	.000	.000	0-0	.000	2-2	1.000	0	0	0	0.0	0	0	0	0-0	2/0.7
BIG EAST	1-0	1/1.0	0-0	.000	.000	0-0	.000	0-0	.000	0	0	0	0.0	0	0	0	0-0	0/0.0
2006-07	7-0	15/2.1	1-1	.000	.000	0-0	.000	0-2	.000	0	2	0	0.3	1	0	0	0-0	2/0.3
BIG EAST	0-0	0/0.0	0-0	.000	.000	0-0	.000	0-0	.000	0	0	0	0.0	0	0	0	0-0	0/0.0
TOTALS	10-0	19/1.9	1-1	1.000	.000	0-0	.000	2-4	.500	0	2	0	0.2	1	0	0	0-0	4/0.4
BIG EAST	1-0	1/1.0	0-0	.000	.000	0-0	.000	0-0	.000	0	0	0	0.0	0	0	0	0-0	0/0.0



Tim Andree

41

Forward • Freshman • 6-8 • 238 • Colts Neck, NJ

(Christian Brothers Academy)

First-year walk-on to Irish program has played in four games ... scored first collegiate points against Army on a field goal ... father Tim played basketball for Irish from 1979-83 ... played in his first collegiate game in season opener against IPFW ... suffered a broken ankle in practice following Christmas break and will miss next several weeks.

Opp.	Min.	Total		3FG-FGA	Pct.	FT-FTA	Pct.	Rebounds			PF	A	TO	BLK	Stl.	Pts.
		FG-FGA	Pct.					Off.	Def.	Total						
IPFW	1	0-0	.000	0-0	.000	0-0	.000	0	0	0	0	0	0	0	0	0
Butler		DNP														
Lafayette		DNP														
The Citadel		DNP														
Lehigh		DNP														
Winston-Salem	2	0-0	.000	0-0	.000	0-0	.000	0	0	0	1	0	0	0	0	0
Maryland		DNP														
Alabama		DNP														
Elon	1	0-0	.000	0-0	.000	0-0	.000	1	0	1	0	0	0	0	0	0
Portland	1	0-0	.000	0-0	.000	0-0	.000	0	0	0	0	0	0	0	0	0
Army	4	1-2	.500	0-0	.000	0-0	.000	0	0	0	0	0	0	0	0	2
Rider		DNP-Inj.														
Stony Brook		DNP-Inj.														
Louisville		DNP-Inj.														
Georgetown		DNP-Inj.														
West Virginia		DNP-Inj.														
Seton Hall		DNP-Inj.														
Villanova																
USF																
St. John's																
Villanova																
Syracuse																
USF																
DePaul																
Providence																
Cincinnati																
DePaul																
Marquette																
Rutgers																

Andree's Career Statistics

YEAR	G-S	MIN/AVG	FG-FGA		PCT.	3-Point		FT-FTA	PCT.	Rebounds			AST.	STL	BLK	PF-D	PTS/AVG	
			FG-FGA	PCT.		FG-FGA	PCT.			O	D	TOT						
2006-07	5-0	9/1.3	1-2	.500	.500	0-0	.000	0-2	.000	1	0	1	0.2	0	0	0	1-0	2/0.4
BIG EAST	0-0	0/0.0	0-0	.000	.000	0-0	.000	0-0	.000	0	0	0	0.0	0	0	0	0-0	0/0.0
TOTALS	5-0	9/1.3	1-2	.500	.500	0-0	.000	0-2	.000	1	0	1	0.2	0	0	0	1-0	2/0.4
BIG EAST	0-0	0/0.0	0-0	.000	.000	0-0	.000	0-0	.000	0	0	0	0.0	0	0	0	0-0	0/0.0

BIG EAST Career Statistics

Ryan Ayers' Career Stats vs. The BIG EAST

Opponent	G-GS Min.		3Pt.			Reb.	A	PF	BS	ST	Pts.
			FG-FGA	FG-FGA	FT-FTA						
Cincinnati	0-0	0/0.0	0-0	0-0	0-0	0/0.0	0	0	0	0	0/0.0
Connecticut	0-0	0/0.0	0-0	0-0	0-0	0/0.0	0	0	0	0	0/0.0
DePaul	1-0	1/1.0	0-0	0-0	0-0	0/0.0	0	0	0	0	0/0.0
Georgetown	1-0	10/10.0	0-1	0-1	0-0	0/0.0	0	0	1	0	0/0.0
Louisville	1-0	3/3.0	0-0	0-0	0-0	0/0.0	0	1	0	0	0/0.0
Marquette	2-0	6/3.0	1-2	0-1	0-0	1/0.5	0	0	2	2	2/1.0
Pittsburgh	1-0	6/6.0	0-0	0-0	0-0	0/0.0	0	1	0	0	0/0.0
Providence	1-0	9/9.0	0-2	0-0	0-0	1/1.0	0	2	0	1	0/0.0
Rutgers	1-0	3/3.0	1-1	1-1	0-0	0/0.0	0	1	0	0	3/3.0
St. John's	0-0	0/0.0	0-0	0-0	0-0	0/0.0	0	0	0	0	0/0.0
Seton Hall	2-0	17/8.5	2-2	2-2	0-0	1/0.5	1	0	0	0	6/3.0
South Florida	0-0	0/0.0	0-0	0-0	0-0	0/0.0	0	0	0	0	0/0.0
Syracuse	0-0	0/0.0	0-0	0-0	0-0	0/0.0	0	0	0	0	0/0.0
Villanova	0-0	0/0.0	0-0	0-0	0-0	0/0.0	0	0	0	0	0/0.0
West Virginia	2-0	5/2.5	1-1	1-1	0-0	0/0.0	0	0	0	0	3/1.5

Russell Carter's Career Stats vs. The BIG EAST

Opponent	G-GS Min.		3Pt.			Reb.	A	PF	BS	ST	Pts.
			FG-FGA	FG-FGA	FT-FTA						
Cincinnati	0-0	0/0.0	0-0	0-0	0-0	0/0.0	0	0	0	0	0/0.0
Connecticut	3-1	44/14.7	3-11	1-4	1-1	8/2.7	1	3	0	2	12/4.0
DePaul	2-2	74/37.0	10-24	4-12	5-6	12/6.0	3	2	1	3	29/14.5
Georgetown	6-2	108/18.0	11-30	4-13	9-12	11/1.8	6	8	1	2	35/5.8
Louisville	2-2	76/38.0	15-25	7-11	6-6	9/4.5	2	4	1	6	43/21.5
Marquette	2-1	30/15.0	5-9	4-5	6-8	5/2.5	2	6	1	0	20/10.0
Pittsburgh	3-1	58/19.3	7-16	2-7	7-10	7/2.3	4	6	0	2	23/7.7
Providence	3-1	41/13.7	5-9	2-6	10-13	10/3.3	0	5	0	4	22/7.3
Rutgers	3-1	54/18.0	9-20	5-9	6-10	11/3.7	1	2	0	2	21/7.0
St. John's	2-0	11/5.5	2-3	1-2	0-0	1/0.5	1	2	0	0	5/2.5
Seton Hall	3-2	77/25.7	15-24	8-12	8-10	18/6.0	7	4	0	2	46/15.3
South Florida	1-1	30/30.0	5-10	1-3	2-7	5/5.0	1	4	0	3	13/13.0
Syracuse	3-1	34/11.3	9-16	2-6	2-7	8/2.7	0	4	0	2	22/7.3
Villanova	3-1	37/12.3	4-9	1-3	8-11	7/2.3	2	7	0	1	17/5.7
West Virginia	3-2	50/16.7	13-28	2-8	3-4	12/4.0	3	6	1	2	31/10.3

Colin Falls' Career Stats vs. The BIG EAST

Opponent	G-GS Min.		3Pt.			Reb.	A	PF	BS	ST	Pts.
			FG-FGA	FG-FGA	FT-FTA						
Cincinnati	0-0	0/0.0	0-0	0-0	0-0	0/0.0	0	0	0	0	0/0.0
Connecticut	6-3	149/24.8	21-54	15-44	6-9	12/2.0	4	5	1	4	44/7.3
DePaul	2-2	64/32.0	9-17	7-15	6-7	4/2.0	1	5	2	2	31/15.5
Georgetown	6-5	209/34.8	18-53	18-47	17-18	7/1.2	6	16	0	8	71/11.8
Louisville	2-2	81/40.5	7-22	5-17	2-2	8/4.0	6	4	1	3	21/10.5
Marquette	2-2	69/34.5	7-23	7-21	5-5	3/1.5	2	3	0	2	26/13.0
Pittsburgh	5-3	129/25.8	15-45	14-39	7-8	8/1.6	6	11	0	2	51/10.2
Providence	4-3	120/30.0	13-26	9-25	4-5	10/2.5	5	7	2	5	39/9.8
Rutgers	4-3	113/28.3	12-31	7-21	1-5	7/1.8	4	5	2	1	32/8.0
St. John's	2-1	50/25.0	11-21	9-17	3-3	3/1.5	3	7	1	0	34/17.0
Seton Hall	4-3	93/23.3	14-30	12-27	15-17	7/1.8	1	8	0	1	55/13.8
South Florida	1-1	35/35.0	1-10	0-9	7-8	1/1.0	3	2	0	0	9/9.0
Syracuse	5-3	134/26.8	13-31	13-29	7-8	11/2.2	19	11	1	0	46/9.2
Villanova	4-4	129/32.3	8-19	8-15	9-10	9/2.3	8	8	1	0	33/8.3
West Virginia	5-4	141/28.2	18-39	17-35	6-7	12/2.4	5	4	2	3	59/11.8

Luke Harangody's Career Stats vs. The BIG EAST

Opponent	G-GS Min.		3Pt.			Reb.	A	PF	BS	ST	Pts.
			FG-FGA	FG-FGA	FT-FTA						
Cincinnati	0-0	0/0.0	0-0	0-0	0-0	0/0.0	0	0	0	0	0/0.0
Connecticut	0-0	0/0.0	0-0	0-0	0-0	0/0.0	0	0	0	0	0/0.0
DePaul	0-0	0/0.0	0-0	0-0	0-0	0/0.0	0	0	0	0	0/0.0
Georgetown	1-0	14/14.0	1-4	0-0	3-4	3/3.0	0	4	0	2	5/5.0
Louisville	1-0	21/21.0	7-11	0-0	1-1	6/6.0	0	1	0	0	15/15.0
Marquette	0-0	0/0.0	0-0	0-0	0-0	0/0.0	0	0	0	0	0/0.0
Pittsburgh	0-0	0/0.0	0-0	0-0	0-0	0/0.0	0	0	0	0	0/0.0
Providence	0-0	0/0.0	0-0	0-0	0-0	0/0.0	0	0	0	0	0/0.0
Rutgers	0-0	0/0.0	0-0	0-0	0-0	0/0.0	0	0	0	0	0/0.0
St. John's	0-0	0/0.0	0-0	0-0	0-0	0/0.0	0	0	0	0	0/0.0
Seton Hall	1-1	22/22.0	5-11	0-0	2-4	5/5.0	1	3	1	0	12/12.0
South Florida	0-0	0/0.0	0-0	0-0	0-0	0/0.0	0	0	0	0	0/0.0
Syracuse	0-0	0/0.0	0-0	0-0	0-0	0/0.0	0	0	0	0	0/0.0
Villanova	0-0	0/0.0	0-0	0-0	0-0	0/0.0	0	0	0	0	0/0.0
West Virginia	1-0	19/19.0	4-7	0-0	3-4	5/5.0	1	0	0	0	11/11.0

Joe Harden's Career Stats vs. The BIG EAST

Opponent	G-GS Min.		3Pt.			Reb.	A	PF	BS	ST	Pts.
			FG-FGA	FG-FGA	FT-FTA						
Cincinnati	0-0	0/0.0	0-0	0-0	0-0	0/0.0	0	0	0	0	0/0.0
Connecticut	0-0	0/0.0	0-0	0-0	0-0	0/0.0	0	0	0	0	0/0.0
DePaul	0-0	0/0.0	0-0	0-0	0-0	0/0.0	0	0	0	0	0/0.0
Georgetown	1-0	3/2.0	1-1	0-0	0-0	0/0.0	0	0	0	0	2/2.0
Louisville	0-0	0/0.0	0-0	0-0	0-0	0/0.0	0	0	0	0	0/0.0
Marquette	0-0	0/0.0	0-0	0-0	0-0	0/0.0	0	0	0	0	0/0.0
Pittsburgh	0-0	0/0.0	0-0	0-0	0-0	0/0.0	0	0	0	0	0/0.0
Providence	0-0	0/0.0	0-0	0-0	0-0	0/0.0	0	0	0	0	0/0.0
Rutgers	0-0	0/0.0	0-0	0-0	0-0	0/0.0	0	0	0	0	0/0.0
St. John's	0-0	0/0.0	0-0	0-0	0-0	0/0.0	0	0	0	0	0/0.0
Seton Hall	0-0	0/0.0	0-0	0-0	0-0	0/0.0	0	0	0	0	0/0.0
South Florida	0-0	0/0.0	0-0	0-0	0-0	0/0.0	0	0	0	0	0/0.0
Syracuse	0-0	0/0.0	0-0	0-0	0-0	0/0.0	0	0	0	0	0/0.0
Villanova	0-0	0/0.0	0-0	0-0	0-0	0/0.0	0	0	0	0	0/0.0
West Virginia	0-0	0/0.0	0-0	0-0	0-0	0/0.0	0	0	0	0	0/0.0

Zach Hillesland's Career Stats vs. The BIG EAST

Opponent	G-GS Min.		3Pt.			Reb.	A	PF	BS	ST	Pts.
			FG-FGA	FG-FGA	FT-FTA						
Cincinnati	0-0	0/0.0	0-0	0-0	0-0	0/0.0	0	0	0	0	0/0.0
Connecticut	0-0	0/0.0	0-0	0-0	0-0	0/0.0	0	0	0	0	0/0.0
DePaul	0-0	0/0.0	0-0	0-0	0-0	0/0.0	0	0	0	0	0/0.0
Georgetown	1-0	22/22.0	3-5	0-0	1-2	7/7.0	0	2	0	2	7/7.0
Louisville	1-0	9/9.0	2-2	0-0	2-3	2/2.0	1	0	0	1	6/6.0
Marquette	1-0	1/1.0	0-0	0-0	0-0	0/0.0	0	0	0	0	0/0.0
Pittsburgh	1-0	1/1.0	0-0	0-0	0-0	0/0.0	0	0	0	0	0/0.0
Providence	1-0	2/2.0	0-0	0-0	0-0	0/0.0	0	1	0	0	0/0.0
Rutgers	1-0	3/3.0	1-1	0-0	0-0	0/0.0	1	0	0	0	2/2.0
St. John's	0-0	0/0.0	0-0	0-0	0-0	0/0.0	0	0	0	0	0/0.0
Seton Hall	2-0	25/12.5	6-10	0-0	0-1	10/5.0	8	1	1	2	12/6.0
South Florida	0-0	0/0.0	0-0	0-0	0-0	0/0.0	0	0	0	0	0/0.0
Syracuse	0-0	0/0.0	0-0	0-0	0-0	0/0.0	0	0	0	0	0/0.0
Villanova	0-0	0/0.0	0-0	0-0	0-0	0/0.0	0	0	0	0	0/0.0
West Virginia	1-0	14/14.0	1-1	0-0	0-0	3/3.0	3	0	0	0	2/2.0

BIG EAST Career Statistics

Tory Jackson's Career Stats vs. The BIG EAST

Opponent	G-GS Min.		3Pt.			Reb.	A	PF	BS	ST	Pts.
			FG- FGA	FG- FGA	FT- FTA						
Cincinnati	0-0	0/0.0	0-0	0-0	0-0	0/0.0	0	0	0	0	0/0.0
Connecticut	0-0	0/0.0	0-0	0-0	0-0	0/0.0	0	0	0	0	0/0.0
DePaul	0-0	0/0.0	0-0	0-0	0-0	0/0.0	0	0	0	0	0/0.0
Georgetown	1-1	34/34.0	2-8	1-3	0-0	4/4.0	3	3	0	0	5/5.0
Louisville	1-1	35/35.0	5-8	0-2	4-7	5/5.0	4	2	0	3	14/14.0
Marquette	0-0	0/0.0	0-0	0-0	0-0	0/0.0	0	0	0	0	0/0.0
Pittsburgh	0-0	0/0.0	0-0	0-0	0-0	0/0.0	0	0	0	0	0/0.0
Providence	0-0	0/0.0	0-0	0-0	0-0	0/0.0	0	0	0	0	0/0.0
Rutgers	0-0	0/0.0	0-0	0-0	0-0	0/0.0	0	0	0	0	0/0.0
St. John's	0-0	0/0.0	0-0	0-0	0-0	0/0.0	0	0	0	0	0/0.0
Seton Hall	1-1	36/36.0	2-6	0-1	0-0	4/4.0	5	4	0	1	4/4.0
South Florida	0-0	0/0.0	0-0	0-0	0-0	0/0.0	0	0	0	0	0/0.0
Syracuse	0-0	0/0.0	0-0	0-0	0-0	0/0.0	0	0	0	0	0/0.0
Villanova	0-0	0/0.0	0-0	0-0	0-0	0/0.0	0	0	0	0	0/0.0
West Virginia	1-1	26/26.0	0-2	0-1	0-0	2/2.0	6	1	0	3	0/0.0

Rob Kurz' Career Stats vs. The BIG EAST

Opponent	G-GS Min.		3Pt.			Reb.	A	PF	BS	ST	Pts.
			FG- FGA	FG- FGA	FT- FTA						
Cincinnati	0-0	0/0.0	0-0	0-0	0-0	0/0.0	0	0	0	0	0/0.0
Connecticut	2-0	27/13.5	2-5	2-2	0-2	7/3.5	0	2	0	1	6/6.0
DePaul	2-0	47/23.5	4-5	2-2	2-2	11/5.5	1	6	2	2	12/6.0
Georgetown	4-3	101/25.3	10-24	4-8	7-10	23/5.8	3	7	4	2	31/7.8
Louisville	2-1	47/23.5	2-11	1-4	8-10	13/6.5	7	8	3	0	13/6.5
Marquette	2-1	56/28.0	5-13	0-2	1-2	9/4.5	1	4	2	1	11/5.5
Pittsburgh	1-0	15/15.0	2-2	0-0	2-2	2/2.0	0	3	0	0	6/6.0
Providence	3-1	44/14.7	5-11	0-1	3-4	10/3.3	1	6	2	0	13/4.3
Rutgers	1-0	11/11.0	0-0	0-0	2-2	2/2.0	0	1	0	0	2/2.0
St. John's	0-0	0/0.0	0-0	0-0	0-0	0/0.0	0	0	0	0	0/0.0
Seton Hall	2-1	46/23.0	5-7	1-2	15-19	10/5.0	2	6	3	0	26/13.0
South Florida	1-0	26/26.0	3-4	1-1	3-4	11/11.0	0	0	2	1	10/10.0
Syracuse	1-1	25/25.0	4-12	0-0	7-9	5/5.0	0	0	1	0	15/15.0
Villanova	1-1	11/11.0	0-4	0-1	0-0	5/5.0	0	2	0	1	0/0.0
West Virginia	3-1	42/14.0	2-5	0-0	4-7	12/4.0	1	3	1	0	8/2.7

Kyle McAlarney's Career Stats vs. The BIG EAST

Opponent	G-GS Min.		3Pt.			Reb.	A	PF	BS	ST	Pts.
			FG- FGA	FG- FGA	FT- FTA						
Cincinnati	0-0	0/0.0	0-0	0-0	0-0	0/0.0	0	0	0	0	0/0.0
Connecticut	1-1	10/10.0	1-2	0-1	0-0	1/1.0	2	1	0	0	2/2.0
DePaul	2-0	32/16.0	3-7	2-5	0-0	3/1.5	2	2	0	0	8/4.0
Georgetown	2-0	27/13.5	1-7	0-4	0-0	2/1.0	1	0	0	0	2/1.0
Louisville	1-1	33/33.0	2-7	2-6	2-2	3/3.0	4	3	0	0	8/8.0
Marquette	2-2	73/36.5	9-19	3-8	1-1	8/4.0	12	6	0	3	22/11.0
Pittsburgh	1-0	18/18.0	1-2	1-2	0-0	1/1.0	1	5	0	0	3/3.0
Providence	2-1	59/29.5	7-10	6-7	3-3	5/2.5	6	1	0	0	23/11.5
Rutgers	1-1	34/34.0	2-6	2-6	0-0	2/2.0	8	1	0	2	6/6.0
St. John's	0-0	0/0.0	0-0	0-0	0-0	0/0.0	0	0	0	0	0/0.0
Seton Hall	1-1	15/15.0	0-0	0-0	0-0	2/2.0	4	2	0	0	0/0.0
South Florida	1-1	26/26.0	1-4	1-3	3-4	1/0.0	2	0	0	1	6/6.0
Syracuse	1-0	20/20.0	1-3	1-2	0-0	3/3.0	3	0	0	0	3/3.0
Villanova	1-0	22/22.0	3-7	3-5	4-4	3/3.0	0	2	0	0	13/13.0
West Virginia	1-0	27/27.0	1-2	1-2	0-0	1/1.0	3	0	0	0	3/3.0

Jonathan Peoples' Career Stats vs. The BIG EAST

Opponent	G-GS Min.		3Pt.			Reb.	A	PF	BS	ST	Pts.
			FG- FGA	FG- FGA	FT- FTA						
Cincinnati	0-0	0/0.0	0-0	0-0	0-0	0/0.0	0	0	0	0	0/0.0
Connecticut	0-0	0/0.0	0-0	0-0	0-0	0/0.0	0	0	0	0	0/0.0
DePaul	0-0	0/0.0	0-0	0-0	0-0	0/0.0	0	0	0	0	0/0.0
Georgetown	1-0	11/11.0	2-4	1-2	0-0	1/1.0	0	0	0	0	5/5.0
Louisville	1-0	0/0.0	0-0	0-0	0-0	0/0.0	0	0	0	1	0/0.0
Marquette	0-0	0/0.0	0-0	0-0	0-0	0/0.0	0	0	0	0	0/0.0
Pittsburgh	0-0	0/0.0	0-0	0-0	0-0	0/0.0	0	0	0	0	0/0.0
Providence	0-0	0/0.0	0-0	0-0	0-0	0/0.0	0	0	0	0	0/0.0
Rutgers	0-0	0/0.0	0-0	0-0	0-0	0/0.0	0	0	0	0	0/0.0
St. John's	0-0	0/0.0	0-0	0-0	0-0	0/0.0	0	0	0	0	0/0.0
Seton Hall	1-0	19/19.0	2-2	2-2	3-4	1/1.0	3	1	0	0	9/9.0
South Florida	0-0	0/0.0	0-0	0-0	0-0	0/0.0	0	0	0	0	0/0.0
Syracuse	0-0	0/0.0	0-0	0-0	0-0	0/0.0	0	0	0	0	0/0.0
Villanova	0-0	0/0.0	0-0	0-0	0-0	0/0.0	0	0	0	0	0/0.0
West Virginia	1-0	14/14.0	1-1	0-0	0-0	3/3.0	3	1	0	1	2/2.0

Luke Zeller's Career Stats vs. The BIG EAST

Opponent	G-GS Min.		3Pt.			Reb.	A	PF	BS	ST	Pts.
			FG- FGA	FG- FGA	FT- FTA						
Cincinnati	0-0	0/0.0	0-0	0-0	0-0	0/0.0	0	0	0	0	0/0.0
Connecticut	1-0	6/6.0	2-4	1-3	0-0	2/2.0	0	0	0	0	5/5.0
DePaul	1-1	20/20.0	0-1	0-1	1-2	7/7.0	2	3	0	1	1/1.0
Georgetown	3-1	29/9.7	1-5	0-3	1-2	3/1.0	1	4	0	1	3/1.0
Louisville	2-1	25/12.5	4-8	2-5	0-0	7/3.5	2	5	0	0	10/5.0
Marquette	2-0	6/3.0	0-2	0-1	0-0	2/1.0	0	2	0	0	0/0.0
Pittsburgh	1-1	38/38.0	4-12	3-10	0-0	5/5.0	3	3	1	0	11/11.0
Providence	1-0	14/14.0	0-2	0-1	0-0	0/0.0	3	2	0	0	0/0.0
Rutgers	1-0	5/5.0	1-1	0-0	0-0	1/1.0	0	0	0	0	2/2.0
St. John's	0-0	0/0.0	0-0	0-0	0-0	0/0.0	0	0	0	0	0/0.0
Seton Hall	2-0	6/3.0	1-2	0-1	0-0	0/0.0	1	1	0	0	2/0.5
South Florida	1-0	0/0.0	0-0	0-0	0-0	0/0.0	0	0	0	0	0/0.0
Syracuse	1-0	22/22.0	2-8	2-4	0-0	9/9.0	2	1	2	0	6/6.0
Villanova	1-0	27/27.0	3-7	1-5	1-2	2/2.0	0	4	0	0	8/8.0
West Virginia	2-2	18/9.0	1-2	0-1	0-0	2/1.0	2	1	1	0	2/1.0

Career/Season Highs

Ryan Ayers

Points:

Career: 7 vs. Michigan (3-20-06) and Army (12-21-06)

Season: 7 vs. Army (12-21-06)

Field Goals:

Career: 3 vs. Army (12-21-06)

Season: 3 vs. Army (12-21-06)

Field Goals Attempted:

Career: 6 vs. Niagara (12-21-05)

Season: 4 on six occasions

Field-Goal Percentage:

Career: 1.000 vs. West Virginia (1-9-07) and Seton Hall (1-14-07)

Season: 1.000 vs. West Virginia (1-9-07) and Seton Hall (1-14-07)

Three-Point Field Goals:

Career: 2 vs. Seton Hall (1-15-07)

Season: 2 vs. Seton Hall (1-15-07)

Three-Point Field Goals Attempted:

Career: 4 vs. Niagara (12-21-05)

Season: 3 vs. Rider (12-28-06) and Stony Brook (12-30-06)

Three-Point Field Goal Percentage:

Career: 1.000 on four occasions

Season: 1.000 vs. West Virginia (1-9-07) and Seton Hall (1-14-07)

Free Throws:

Career: 3 vs. Stony Brook (12-30-06)

Season: 3 vs. Stony Brook (12-30-06)

Free Throws Attempted:

Career: 4 vs. Stony Brook (12-30-06)

Season: 4 vs. Stony Brook (12-30-06)

Free-Throw Percentage:

Career: 1.000 on four occasions

Season: 1.000 vs. IPFW (11-10-06) and Winston-Salem St. (11-29-06)

Rebounds:

Career: 7 vs. Winston-Salem St. (11-29-06)

Season: 7 vs. Winston-Salem St. (11-29-06)

Assists:

Career: 2 on four occasions

Season: 2 on four occasions

Blocked Shots:

Career: 1 on three occasions

Season: 1 vs. Winston-Salem St. (11-29-06) and Portland (12-19-06)

Steals:

Career: 2 on three occasions

Season: 2 vs. Lafayette (11-14-06) and Winston-Salem St. (11-29-06)

Minutes:

Career: 34 vs. Michigan (3-20-06)

Season: 23 vs. Lafayette (11-14-06)

Russell Carter

Points:

Career: 28 vs. Portland (12-19-06)

Season: 28 vs. Alabama (12-19-06)

Field Goals:

Career: 9 vs. Alabama (12-7-06)

Season: 9 vs. Alabama (12-7-06)

Field Goals Attempted:

Career: 17 vs. West Virginia (1-9-07)

Season: 17 vs. West Virginia (1-9-07)

Field-Goal Percentage:

Career: 1.000 on five occasions

Season: .667 vs. Lafayette (11-14-06)

Three-Point Field Goals:

Career: 7 vs. Stony Brook (12-30-06)

Season: 7 vs. Stony Brook (12-30-06)

Three-Point Field Goals Attempted:

Career: 11 vs. Alabama (12-7-06) and Stony Brook (12-30-06)

Season: 11 vs. Alabama (12-7-06) and Stony Brook (12-30-06)

Three-Point Field Goal Percentage:

Career: 1.000 on eight occasions

Season: .714 vs. Elon (12-16-06)

Free Throws:

Career: 9 vs. Providence (3-1-06)

Season: 7 vs. Portland (12-19-06)

Free Throws Attempted:

Career: 11 vs. Providence (3-1-06)

Season: 8 vs. Portland (12-19-06)

Free-Throw Percentage:

Career: 1.000 on 11 occasions

Season: 1.000 on five occasions

Rebounds:

Career: 14 vs. IPFW (12-18-05)

Season: 10 vs. Seton Hall (1-14-07)

Assists:

Career: 5 vs. Rider (12-27-06)

Season: 5 vs. Rider (12-27-06)

Blocked Shots:

Career: 1 on 10 occasions

Season: 1 vs. The Citadel (11-19-06)

Steals:

Career: 6 vs. IPFW (12-18-05)

Season: 5 vs. Alabama (12-7-06) and Rider (12-27-06)

Minutes:

Career: 41 vs. Pittsburgh (1-4-06)

Season: 38 vs. Louisville (1-3-07)

Colin Falls

Points:

Career: 32 vs. Seton Hall (2-18-06)

Season: 21 vs. Lehigh (11-27-06)

Field Goals:

Career: 10 vs. Seton Hall (2-18-06)

Season: 9 vs. Army (12-21-06)

Field Goals Attempted:

Career: 19 vs. Connecticut (2-21-06)

Season: 11 vs. Louisville (1-3-07)

Field-Goal Percentage:

Career: 1.000 on four occasions

Season: .818 vs. Army (12-21-06)

Three-Point Field Goals:

Career: 8 vs. Pittsburgh (3-5-05) and Seton Hall (2-18-06)

Season: 6 vs. Army (12-21-06)

Three-Point Field Goals Attempted:

Career: 15 vs. Seton Hall (2-18-06)

Season: 10 vs. The Citadel (11-19-06)

Three-Point Field Goal Percentage:

Career: 1.000 on three occasions

Season: .750 vs. Army (12-21-06)

Free Throws:

Career: 12 vs. Alabama (12-7-06)

Season: 12 vs. Alabama (12-7-06)

Free Throws Attempted:

Career: 13 vs. Alabama (12-7-06)

Season: 13 vs. Alabama (12-7-06)

Free-Throw Percentage:

Career: 1.000 on 27 occasions

Season: 1.000 on three occasions

Rebounds:

Career: 7 vs. The Citadel (11-19-06)

Season: 7 vs. The Citadel (11-19-06)

Assists:

Career: 10 vs. Syracuse (1-11-06)

Season: 5 vs. Louisville (1-3-07)

Blocked Shots:

Career: 2 vs. DePaul (1-7-06) and West Virginia (1-9-07)

Season: 1 vs. Winston-Salem St. (11-29-06) and West Virginia (1-9-07)

Steals:

Career: 3 on four occasions

Season: 3 vs. Georgetown (1-6-07)

Minutes:

Career: 47 vs. Georgetown (1-24-06)

Season: 40 vs. Maryland (12-3-06) and West Virginia (1-9-07)

Luke Harangody

Points:

Career: 18 on three occasions

Field Goals:

Career: 8 vs. Rider (12-28-06)

Field Goals Attempted:

Career: 13 vs. Butler (11-13-06)

Field-Goal Percentage:

Career: .778 vs. The Citadel (11-19-06)

Three-Point Field Goals:

Career: -

Three-Point Field Goals Attempted:

Career: -

Three-Point Field Goal Percentage:

Career: -

Free Throws:

Career: 8 vs. Portland (12-19-06)

Free Throws Attempted:

Career: 9 vs. Portland (12-19-06)

Free-Throw Percentage:

Career: 1.000 on eight occasions

Rebounds:

Career: 12 vs. Army (12-21-06)

Assists:

Career: 4 vs. Army (12-21-06)

Blocked Shots:

Career: 2 vs. Winston-Salem St. (11-29-06)

Steals:

Career: 3 vs. The Citadel (11-19-06) and Lehigh (11-27-06)

Minutes:

Career: 22 vs. Seton Hall (1-14-07)

Joe Harden

Points:

Career: 4 vs. Elon (12-16-06) and Stony Brook (12-30-06)

Field Goals:

Career: 2 vs. Stony Brook (12-30-06)

Field Goals Attempted:

Career: 3 vs. Elon (12-16-06) and Stony Brook (12-30-06)

Field-Goal Percentage:

Career: 1.000 vs. Georgetown (1-6-07)

Three-Point Field Goals:

Career: -

Three-Point Field Goals Attempted:

Career: 1 on three occasions

Three-Point Field Goal Percentage:

Career: -

Free Throws:

Career: 2 vs. IPFW (11-10-06) and Elon (12-16-06)

Free Throws Attempted:

Career: 2 vs. IPFW (11-10-06) and Elon (12-16-06)

Free-Throw Percentage:

Career: 1.000 vs. IPFW (11-10-06) and Elon (12-16-06)

Rebounds:

Career: 4 vs. Army (12-21-06)

Assists:

Career: 2 vs. Rider (12-28-06)

Blocked Shots:

Career: 1 vs. Winston-Salem St. (11-29-06)

Steals:

Career: -

Minutes:

Career: 8 vs. Army (12-21-06)

Career/Season Highs

Zach Hillesland

Points:

Career: 12 vs. Seton Hall (1-14-07)
Season: 12 vs. Seton Hall (1-14-07)

Field Goals:

Career: 6 vs. Seton Hall (1-14-07)
Season: 6 vs. Seton Hall (1-14-07)

Field Goals Attempted:

Career: 10 vs. Seton Hall (1-14-07)
Season: 10 vs. Seton Hall (1-14-07)

Field-Goal Percentage:

Career: 1.000 on eight occasions
Season: 1.000 on six occasions

Three-Point Field Goals:

Career: —

Three-Point Field Goals Attempted:

Career: —

Three-Point Field Goal Percentage:

Career: —

Free Throws:

Career: 5 vs. Stony Brook (12-30-06)
Season: 5 vs. Stony Brook (12-30-06)

Free Throws Attempted:

Career: 6 vs. Stony Brook (12-30-06)
Season: 6 vs. Stony Brook (12-30-06)

Free-Throw Percentage:

Career: 1.000 on three occasions
Season: 1.000 vs. Winston-Salem St. (11-29-06) and Elon (12-16-06)

Rebounds:

Career: 12 vs. IPFW (11-10-06)
Season: 12 vs. IPFW (11-10-06)

Assists:

Career: 8 vs. Seton Hall (1-14-07)
Season: 8 vs. Seton Hall (1-14-07)

Blocked Shots:

Career: 1 on five occasions
Season: 1 on five occasions

Steals:

Career: 3 vs. Lafayette (11-14-06)
Season: 3 vs. Lafayette (11-14-06)

Minutes:

Career: 25 vs. Maryland (12-3-06) and Seton Hall (1-14-07)
Season: 25 vs. Maryland (12-3-06) and Seton Hall (1-14-07)

Tory Jackson

Points:

Career: 14 vs. Louisville (1-3-07)

Field Goals:

Career: 5 vs. Louisville (1-3-07)

Field Goals Attempted:

Career: 10 vs. Elon (12-16-06)

Field-Goal Percentage:

Career: 1.00 vs. Lehigh (11-27-06) and Rider (12-28-06)

Three-Point Field Goals:

Career: 1 on three occasions

Three-Point Field Goals Attempted:

Career: 4 vs. Elon (12-16-06)

Three-Point Field Goal Percentage:

Career: 1.000 vs. Lehigh (11-27-06) and Portland (12-19-06)

Free Throws:

Career: 5 vs. Portland (12-19-06)

Free Throws Attempted:

Career: 11 vs. Lafayette (11-14-06)

Free-Throw Percentage:

Career: 1.000 vs. IPFW (11-10-06)

Rebounds:

Career: 5 vs. Elon (12-16-06)

Assists:

Career: 6 vs. West Virginia (1-9-07)

Blocked Shots:

Career: -

Steals:

Career: 5 vs. Winston-Salem St. (11-29-06) and Maryland (12-3-06)

Minutes:

Career: 36 vs. Seton Hall (1-14-07)

Rob Kurz

Points:

Career: 25 vs. Lehigh (11-27-06)
Season: 25 vs. Lehigh (11-27-06)

Field Goals:

Career: 8 vs. Lafayette (11-20-05)
Season: 7 vs. Lafayette (11-14-06)

Field Goals Attempted:

Career: 13 vs. Alabama (12-7-06)
Season: 13 vs. Alabama (12-7-06)

Field-Goal Percentage:

Career: 1.000 on four occasions
Season: 1.000 (5-5) vs. Winston-Salem St. (11-29-06)

Three-Point Field Goals:

Career: 3 vs. Georgetown (3-8-06)
Season: 2 vs. Lafayette (11-14-06) and Rider (12-28-06)

Three-Point Field Goals Attempted:

Career: 4 vs. Georgetown (3-8-06)
Season: 2 on seven occasions

Three-Point Field Goal Percentage:

Career: 1.000 on five occasions
Season: 1.000 on three occasions

Free Throws:

Career: 12 vs. Lehigh (11-27-06)
Season: 12 vs. Lehigh (11-27-06)

Free Throws Attempted:

Career: 13 vs. Lehigh (11-27-06) and Rider (12-28-06)
Season: 13 vs. Lehigh (11-27-06) and Rider (12-28-06)

Free-Throw Percentage:

Career: 1.000 on 15 occasions
Season: 1.000 on six occasions

Rebounds:

Career: 12 on three occasions
Season: 12 on three occasions

Assists:

Career: 7 vs. Elon (12-16-06)
Season: 7 vs. Elon (12-16-06)

Blocked Shots:

Career: 5 vs. Wofford (12-30-05)
Season: 4 vs. Elon (12-16-06)

Steals:

Career: 3 on three occasions
Season: 3 on three occasions

Minutes:

Career: 43 vs. Georgetown (1-24-06)
Season: 36 vs. Lehigh (11-27-06) and Alabama (12-7-06)

Kyle McAlarney

Points:

Career: 21 vs. Rider (12-28-06)
Season: 21 vs. Rider (12-28-06)

Field Goals:

Career: 7 vs. Alabama (12-7-06) and Rider (12-28-06)
Season: 7 vs. Alabama (12-7-06) and Rider (12-28-06)

Field Goals Attempted:

Career: 12 vs. Marquette (2-26-06)
Season: 11 vs. Maryland (12-3-06) and Rider (12-28-06)

Field-Goal Percentage:

Career: 1.000 on three occasions
Season: .778 (7-9) vs. Alabama (12-7-06)

Three-Point Field Goals:

Career: 7 vs. Rider (12-28-06)
Season: 7 vs. Rider (12-28-06)

Three-Point Field Goals Attempted:

Career: 9 vs. Rider (12-28-06)
Season: 9 vs. Rider (12-28-06)

Three-Point Field Goal Percentage:

Career: 1.000 on three occasions
Season: .778 vs. Rider (12-28-06)

Free Throws:

Career: 6 vs. Elon (12-16-06)
Season: 6 vs. Elon (12-16-06)

Free Throws Attempted:

Career: 6 vs. Elon (12-16-06)
Season: 6 vs. Elon (12-16-06)

Free-Throw Percentage:

Career: 1.000 on 12 occasions
Season: 1.000 on three occasions

Rebounds:

Career: 4 on four occasions
Season: 4 vs. Lehigh (11-27-06) and Maryland (12-3-06)

Assists:

Career: 12 vs. Lafayette (11-14-06)
Season: 12 vs. Lafayette (11-14-06)

Blocked Shots:

Career: 1 vs. IPFW (12-18-05)
Season: -

Steals:

Career: 3 vs. Vanderbilt (3-15-06) and Portland (12-19-06)

Season: 3 vs. Portland (12-19-06)

Minutes:

Career: 37 on four occasions
Season: 37 vs. Butler (11-13-06) and Maryland (12-3-06)

Jonathan Peoples

Points:

Career: 9 vs. Seton Hall (1-14-07)

Field Goals:

Career: 2 on four occasions

Field Goals Attempted:

Career: 4 vs. Stony Brook (12-30-06) and Georgetown (1-7-06)

Field-Goal Percentage:

Career: 1.000 on five occasions

Three-Point Field Goals:

Career: 2 vs. Seton Hall (1-14-07)

Three-Point Field Goals Attempted:

Career: 2 vs. Army (12-21-06) and Seton Hall (1-14-07)

Three-Point Field Goal Percentage:

Career: 1.000 on three occasions

Free Throws:

Career: 3 vs. Lafayette (11-14-06) and Seton Hall (1-14-07)

Free Throws Attempted:

Career: 4 vs. Lafayette (11-14-06) and Seton Hall (1-14-07)

Free-Throw Percentage:

Career: 1.000 vs. IPFW (11-10-06) and Winston-Salem St. (11-29-06)

Rebounds:

Career: 3 vs. West Virginia (1-9-07)

Assists:

Career: 3 vs. West Virginia (1-9-07) and Seton Hall (1-14-07)

Blocked Shots:

Career: -

Steals:

Career: 1 on three occasions

Minutes:

Career: 19 vs. Seton Hall (1-14-07)

Career/Season Highs

Luke Zeller

Points:

Career: 14 vs. Elon (12-16-06)

Season: 14 vs. Elon (12-16-06)

Field Goals:

Career: 5 vs. The Citadel (11-19-06) and Elon (12-16-06)

Season: 5 vs. The Citadel (11-14-06) and Elon (12-16-06)

Field Goals Attempted:

Career: 12 vs. Pittsburgh (1-4-06)

Season: 7 vs. Elon (12-16-06)

Field-Goal Percentage:

Career: 1,000 on six occasions

Season: 1,000 on five occasions

Three-Point Field Goals:

Career: 3 on three occasions

Season: 3 vs. Elon (12-16-06)

Three-Point Field Goals Attempted:

Career: 10 vs. Pittsburgh (1-4-06)

Season: 4 vs. Elon (12-16-06)

Three-Point Field Goal Percentage:

Career: 1,000 on four occasions

Season: 1,000 on four occasions

Free Throws:

Career: 4 vs. Florida International (12-10-05)

Season: 2 vs. Butler (11-13-06) and Lehigh (11-27-06)

Free Throws Attempted:

Career: 4 vs. Florida International (12-10-05) and Lehigh (11-27-06)

Season: 4 vs. Lehigh (11-27-06)

Free-Throw Percentage:

Career: 1,000 on four occasions

Season: 1,000 on three occasions

Rebounds:

Career: 9 on three occasions

Season: 4 on five occasions

Assists:

Career: 3 on four occasions

Season: 3 vs. The Citadel (11-19-06)

Blocked Shots:

Career: 2 on three occasions

Season: 2 vs. Alabama (12-7-06) and Army (12-21-06)

Steals:

Career: 1 on four occasions

Season: 2 vs. IPFW (11-10-06)

Minutes:

Career: 38 vs. Pittsburgh (1-4-06)

Season: 23 vs. Lafayette (11-14-06) and The Citadel (11-19-06)

2006-07 Game-By-Game Statistics

Opponent	Overall		3-Point		FT-A	Pct.	O-D-Tot.	PF	A	TO	B	S	Pts
	FG-A	Pct.	FG-A	Pct.									
IPFW	17-62	.274	5-21	.238	10-15	.667	9-19-28	23	9	14	1	5	49
Notre Dame	34-63	.540	5-20	.250	19-28	.679	14-40-54	21	17	12	1	9	92
Butler	28-57	.491	11-28	.393	4-5	.667	7-19-26	15	18	9	3	7	71
Notre Dame	25-52	.481	10-17	.588	9-12	.750	10-24-34	11	14	14	2	4	69
Lafayette	18-43	.419	6-18	.333	18-23	.783	4-19-23	23	15	26	1	7	60
Notre Dame	35-60	.583	8-17	.471	14-25	.560	11-24-35	23	28	15	4	15	92
The Citadel	19-55	.345	7-18	.389	5-6	.833	6-28-34	19	14	19	0	6	50
Notre Dame	27-62	.435	8-26	.308	12-16	.750	10-30-40	11	21	13	5	9	74
Lehigh	33-58	.569	14-19	.737	7-9	.778	6-18-24	24	18	18	2	7	87
Notre Dame	30-55	.545	7-20	.350	26-33	.788	12-20-32	14	17	13	1	12	93
Winston-Salem	14-46	.304	3-16	.188	14-20	.700	6-13-19	15	7	18	1	6	45
Notre Dame	32-56	.571	8-22	.364	18-19	.947	12-29-41	20	24	14	6	13	90
Maryland	25-59	.424	6-18	.333	18-28	.643	9-31-40	22	13	19	6	11	74
Notre Dame	25-58	.431	6-18	.333	22-30	.733	10-27-37	21	11	18	2	14	81
Alabama	29-69	.420	9-24	.375	18-23	.783	21-24-45	19	15	16	6	4	85
Notre Dame	32-62	.516	12-28	.429	23-30	.429	9-23-32	21	18	10	5	10	99
Elon	25-69	.362	6-22	.273	7-9	.778	11-19-30	25	13	12	2	7	63
Notre Dame	27-61	.443	10-24	.417	30-38	.789	20-35-55	15	22	13	5	8	94
Portland	27-54	.500	6-10	.600	9-12	.750	11-20-31	25	18	19	3	1	69
Notre Dame	22-54	.407	8-20	.400	34-42	.810	15-19-34	16	12	10	3	10	86
Army	16-46	.368	3-14	.214	12-19	.632	5-17-22	22	14	16	5	4	47
Notre Dame	22-54	.407	8-20	.400	11-18	.611	15-30-45	20	27	14	3	8	88
Rider	18-58	.310	2-17	.214	13-21	.310	10-24-34	19	9	16	0	4	51
Notre Dame	34-66	.515	13-31	.419	20-27	.741	11-33-44	20	23	10	4	12	101
Stony Brook	23-55	.434	5-14	.357	15-23	.652	7-19-26	30	12	19	4	9	66
Notre Dame	27-53	.509	15-28	.536	26-32	.813	12-26-38	20	19	18	4	8	95
Louisville	22-52	.423	7-21	.333	11-17	.647	12-19-31	17	15	15	4	3	62
Notre Dame	29-62	.468	6-20	.300	14-19	.737	15-21-36	14	18	9	3	10	78
Georgetown	25-44	.568	10-20	.500	6-13	.462	6-25-31	17	17	17	4	8	66
Notre Dame	16-52	.308	4-22	.182	12-15	.800	12-18-30	20	8	15	0	10	48
West Virginia	23-61	.535	10-26	.385	2-7	.286	16-17-33	15	16	11	1	7	58
Notre Dame	23-43	.377	5-15	.333	10-16	.625	6-24-30	11	18	16	4	7	61
Seton Hall	25-70	.357	5-18	.278	21-23	.913	15-22-37	23	11	8	0	9	76
Notre Dame	31-58	.534	10-20	.500	16-23	.696	11-31-42	20	23	15	5	3	88

2006-07 Box Scores

Notre Dame 92, IPFW 49
November 10, 2006
Joyce Center — Notre Dame, IN

Game 1

IPFW	FG-A	FG-A	FT-A	REB	PF	TP	A	TO	BK	ST	MIN
DeWitt Scott	1-3	1-2	2-4	0-1-1	3	5	0	0	0	2	17
Justin Hawkins	2-3	1-2	0-0	2-2-4	2	5	0	0	0	0	17
Tyler Best	3-9	0-1	2-2	0-2-2	2	8	2	3	0	0	29
Quintin Carouthers	1-8	0-1	0-0	1-1-2	2	2	2	3	0	0	24
Chris Perkins	2-11	1-4	0-0	0-4-4	3	5	2	5	0	0	27
Jakari Johnson	1-6	1-2	0-0	1-2-3	2	3	0	2	0	1	17
Pat Lepper	0-4	0-4	0-0	1-0-1	3	0	0	0	0	0	13
Kyle Savely	1-2	0-0	0-1	0-0-0	2	2	2	1	0	0	13
Terry Jenkins	1-3	1-3	0-1	0-0-0	0	3	0	0	0	0	9
Jaraun Burrows	0-2	0-0	1-2	2-0-2	2	1	0	0	0	0	12
Armend Ademir	1-2	0-0	2-2	1-1-2	0	4	0	0	0	1	5
Zeljko Egeric	4-9	0-2	3-3	1-5-6	2	11	1	0	1	1	17
Team				0-1-1							
TOTALS	17-62	5-21	10-15	9-19-28	23	49	8	14	1	5	200

FG%: 1st Half 8-30, .267; 2nd Half 9-32, .281; Game .274; 3-PT%: 1st Half 2-8, .250; 2nd Half 3-13, .231; Game .238; FT%: 1st Half 5-7, .714; 2nd Half 5-8, .625; Game .667; Deadball: 1.

Notre Dame	FG-A	FG-A	FT-A	REB	PF	TP	A	TO	BK	ST	MIN
Rob Kurz	6-10	0-2	4-5	3-9-12	3	16	1	4	1	0	26
Luke Zeller	3-5	0-1	0-0	2-2-4	5	6	0	4	0	2	15
Colin Falls	1-5	1-5	3-4	0-3-3	1	6	2	0	0	2	30
Kyle McAlarney	4-7	1-4	0-0	1-2-3	0	9	7	1	0	1	26
Russell Carter	7-15	3-6	3-6	2-4-6	1	20	2	0	0	0	30
Tory Jackson	3-5	0-1	0-0	0-1-1	4	6	0	2	0	0	13
Joe Harden	0-0	0-0	2-2	0-1-1	0	2	0	0	0	0	4
Jonathan Peoples	1-1	0-0	0-0	0-1-1	0	2	0	0	0	0	4
Zach Hillstrand	5-5	0-0	1-3	1-11-12	2	11	0	3	0	1	20
Kieran Piller	0-0	0-0	0-0	0-0-0	0	0	0	0	0	0	2
Tim Andree	0-0	0-0	0-2	0-0-0	0	0	0	0	0	0	1
Ryan Ayers	0-1	0-1	2-2	1-1-2	1	2	2	0	0	1	12
Luke Harangody	4-9	0-0	4-4	3-5-8	4	12	3	1	0	2	17
Team				1-0-1							
TOTALS	34-63	5-20	19-28	14-40-54	21	92	17	12	1	9	200

FG%: 1st Half 24-39, .615; 2nd Half 10-24, .417; Game .540; 3-PT%: 1st Half 2-9, .222; 2nd Half 3-11, .273; Game .250; FT%: 1st Half 5-7, .714; 2nd Half 14-21, .667; Game .679; Deadball: 5.

SCORE BY PERIODS

	1	2	F
IPFW	23	26	49
Notre Dame	55	37	92

OFFICIALS: Curtis Shay, Bill McCarthy, Bill Laubenstein
TECHNICALS: None
ATTENDANCE: 8,678

Notes: Notre Dame is now 84-18 all-time in season openers and 7-0 under Mike Brey ... The Irish's 55 first-half points were the second-most ever in a first half under Brey ... Zach Hillstrand career-highs of 11 points and 11 rebounds marked the first double-double of his career ... Notre Dame's +26 rebounding differential was the largest ever by an Irish team under Brey ... Russell Carter scored 20-plus points for the fourth time in his career.

Butler 71, Notre Dame 69
November 13, 2006
Conseco Fieldhouse — Indianapolis, IN
NIT Season Tip-Off (First Round)

Game 2

Butler	FG-A	FG-A	FT-A	REB	PF	TP	A	TO	BK	ST	MIN
Brian Ligon	1-3	0-0	0-0	1-1-2	2	2	0	0	0	0	15
Brandon Crone	2-7	1-4	0-0	1-4-5	3	5	1	0	1	1	33
Julian Betko	3-3	0-0	0-0	0-3-3	4	6	0	0	0	0	23
A.J. Graves	10-20	8-15	0-0	0-2-2	0	28	3	3	0	2	37
Mike Green	7-13	1-4	4-4	2-4-6	2	19	12	3	0	1	37
Marcus Nellesms	2-5	1-3	0-0	0-1-1	1	5	1	0	0	0	19
Drew Streicher	2-2	2-2	0-0	2-3-5	3	4	1	0	0	1	26
Pete Campbell	0-3	0-0	0-2	0-0-0	0	0	0	0	0	0	7
Willie Veasley	1-1	0-0	0-0	0-0-0	0	0	0	0	0	0	3
Team				1-1-2							
TOTALS	28-57	11-28	4-5	7-19-26	15	71	18	9	3	7	200

FG%: 1st Half 13-31, .419; 2nd Half 15-26, .577; Game .491; 3-PT%: 1st Half 5-14, .357; 2nd Half 6-14, .429; Game .393; FT%: 1st Half 0-0, .000; 2nd Half 4-5, .800; Game .800; Deadball: 0.

Notre Dame	FG-A	FG-A	FT-A	REB	PF	TP	A	TO	BK	ST	MIN
Rob Kurz	3-5	0-0	1-1	2-4-6	1	7	6	1	1	0	34
Luke Zeller	1-2	1-1	2-2	0-3-3	1	5	2	3	0	0	18
Colin Falls	5-11	4-7	3-5	0-3-3	0	17	1	3	0	1	38
Kyle McAlarney	3-7	2-3	0-0	0-1-1	8	4	5	0	0	2	37
Russell Carter	6-13	3-6	0-1	0-5-5	2	15	1	3	0	1	31
Ryan Ayers	0-1	0-0	0-0	0-0-0	0	0	0	0	0	0	9
Zach Hillstrand	0-0	0-0	0-0	0-1-1	0	0	0	2	0	0	9
Tory Jackson	0-0	0-0	0-0	0-0-0	1	0	0	1	0	0	3
Luke Harangody	7-13	0-0	3-3	6-4-10	2	17	0	0	1	0	21
Team				2-3-5							
TOTALS	34-63	5-20	19-28	10-24-34	11	69	14	14	2	4	200

FG%: 1st Half 11-28, .393; 2nd Half 14-24, .583; Game .481; 3-PT%: 1st Half 4-9, .444; 2nd Half 6-8, .750; Game .588; FT%: 1st Half 1-1, .1000; 2nd Half 8-11, .727; Game .750; Deadball: 0.

SCORE BY PERIODS

	1	2	F
Butler	31	40	71
Notre Dame	27	42	69

OFFICIALS: Ted Hillary, John Hampton, Mike Roberts
TECHNICALS: None
ATTENDANCE: 8,037

Notes: Notre Dame lost to Butler for the sixth straight time ... Luke Harangody's 17 points and 10 marked the first double-double by an Irish freshman since Torin Francis in 2002 ... He also is the first freshman since Chris Thomas in 2001 to score in double figures in his first two collegiate games.

Notre Dame 92, Lafayette 60
November 14, 2006
Conseco Fieldhouse — Indianapolis, IN
NIT Season Tip-Off (Consolation)

Game 3

Lafayette	FG-A	FG-A	FT-A	REB	PF	TP	A	TO	BK	ST	MIN
Everett Schmidt	0-2	0-0	5-6	0-1-1	2	5	1	3	0	2	10
Andrew Brown	3-7	2-4	0-1	0-4-4	3	8	4	5	0	3	28
Bilal Abdullah	2-5	1-3	0-0	0-2-2	2	5	2	2	0	1	26
Jamaal Hilliard	0-3	0-1	2-2	0-2-2	2	2	2	1	0	0	25
Matt Betley	4-7	1-3	1-1	0-1-1	1	10	2	0	0	1	21
Michael Gruner	1-1	0-0	1-1	0-0-0	1	3	0	0	0	0	6
Paul Cummins	0-1	0-1	0-0	0-0-0	1	0	0	0	0	0	7
Marcus Harley	1-4	1-3	0-0	0-0-0	1	3	2	3	0	0	17
Kerry Kenney	1-1	0-0	0-0	0-1-1	2	2	0	0	0	0	5
Jesper Andersson	1-4	1-2	0-0	0-1-1	0	3	1	5	0	0	13
Andre Hines	3-5	0-0	2-3	0-4-4	2	8	1	4	1	0	23
Ted Detmer	2-3	0-1	5-5	0-2-2	4	9	0	0	0	0	12
Marek Koltun	0-0	0-0	2-4	2-0-2	2	2	0	1	0	0	7
Team				2-1-3							
TOTALS	18-43	6-18	18-23	4-19-23	23	60	16	26	1	7	200

FG%: 1st Half 10-22, .455; 2nd Half 8-21, .381; Game .419; 3-PT%: 1st Half 4-11, .364; 2nd Half 2-7, .286; Game .333; FT%: 1st Half 6-7, .857; 2nd Half 12-16, .750; Game .783; Deadball: 3.

Notre Dame	FG-A	FG-A	FT-A	REB	PF	TP	A	TO	BK	ST	MIN
Rob Kurz	7-10	2-2	0-0	2-6-8	3	16	12	3	0	0	30
Luke Zeller	4-6	0-0	0-0	1-2-3	3	8	2	3	1	0	20
Colin Falls	3-7	2-5	0-0	1-2-4	2	8	2	0	0	1	30
Kyle McAlarney	1-3	1-3	0-0	0-1-1	0	3	12	3	0	0	23
Russell Carter	8-12	3-5	1-1	0-5-5	3	20	3	1	0	4	23
Tory Jackson	3-4	0-0	4-11	1-0-1	3	10	2	2	0	1	16
Joe Harden	0-0	0-0	0-0	1-0-1	0	0	0	1	0	0	5
Jonathan Peoples	0-0	0-0	3-4	0-0-0	1	3	0	0	0	1	4
Zach Hillstrand	2-2	0-0	1-2	2-3-5	4	5	3	3	1	3	16
Kieran Piller	0-0	0-0	0-0	0-0-0	0	0	0	0	0	0	2
Ryan Ayers	0-4	0-2	1-2	0-2-2	2	1	1	0	0	2	23
Luke Harangody	7-12	0-0	4-5	3-2-3	2	18	0	2	0	1	20
Team				0-1-1							
TOTALS	35-60	8-17	14-25	11-24-35	23	92	28	15	4	15	200

FG%: 1st Half 17-35, .486; 2nd Half 18-25, .720; Game .583; 3-PT%: 1st Half 7-14, .500; 2nd Half 1-3, .333; Game .471; FT%: 1st Half 5-8, .625; 2nd Half 9-17, .529; Game .560; Deadball: 5.

SCORE BY PERIODS

	1	2	F
Lafayette	30	30	60
Notre Dame	46	46	92

OFFICIALS: Ray Perone, Chris Beaver, Winston Stith
TECHNICALS: None
ATTENDANCE: 9,594

Notes: Notre Dame improved to 7-1 versus Lafayette ... Russell Carter scored 20-plus points for the second time in three games and fifth in his career ... Notre Dame's 72.0 percent field goal percentage in the second half was the best ever for a single half under Mike Brey ... Luke Harangody became the first freshman since Troy Murphy in 1998-99 to score in double figures in the first three games of his collegiate career ... Tory Jackson's 10 points marked the first double-figure outing of his career ... Kyle McAlarney 12 assists marked a career-high and first time he had 10-plus assists in a game.

Notre Dame 74, The Citadel 50
November 19, 2006
Joyce Center — Notre Dame, IN

Game 4

The Citadel	FG-A	FG-A	FT-A	REB	PF	TP	A	TO	BK	ST	MIN	
Jmel Everhart	5-7	0-1	2-2	0-3-3	2	12	2	2	0	0	28	
Demetrius Nelson	2-7	0-1	1-2	0-5-5	3	5	1	2	0	0	24	
Donny McLendon	6-12	4-7	0-0	0-4-4	1	16	0	3	0	0	25	
Chris Diasparra	0-4	0-2	0-0	0-4-4	4	0	1	2	0	2	27	
Kevin Hammack	4-10	1-1	0-0	0-5-5	2	9	4	4	0	2	32	
Yvautas Valilius	2-8	2-4	0-0	0-2-2	2	6	2	6	0	1	16	
Jonathan Brick	0-3	0-1	0-0	1-1-2	1	0	0	2	1	0	19	
Bryan Streeter	0-2	0-0	0-0	0-3-3	0	0	0	2	1	0	0	15
Mark Schiavoni	1-1	0-0	0-0	0-1-1	2	2	0	0	0	0	3	
Joseph Thompson	0-1	0-0	2-2	1-0-1	4	2	0	1	0	0	11	
Team				4-1-5								
TOTALS	19-55	7-18	5-6	6-28-34	18	50	14	19	0	6	200	

FG%: 1st Half 5-23, .217; 2nd Half 14-32, .438; Game .345; 3-PT%: 1st Half 1-7, .143; 2nd Half 6-11, .545; Game .389; FT%: 1st Half 1-2, .500; 2nd Half 4-4, 1.000; Game .833; Deadball: 1.

Notre Dame	FG-A	FG-A	FT-A	REB	PF	TP	A	TO	BK	ST	MIN
Rob Kurz	3-6	1-2	3-3	1-6-7	3	10	2	2	1	3	27
Luke Zeller	5-5	1-1	1-1	3-1-4	3	12	3	0	0	1	23
Colin Falls	3-10	3-10	2-2	0-7-7	1	11	4	0			

2006-07 Box Scores

Notre Dame 93, Lehigh 87
November 27, 2006
Joyce Center — Notre Dame, IN

Game 5

	FG-A	FG-A	FT-A	REB	PF	TP	A	TO	BK	ST	MIN
Lehigh	2-4	0-0	1-1	0-1	3	5	1	1	1	3	24
Zahir Carrington	4-5	0-0	1-1	2-1	4	9	0	2	0	0	16
Jason Mgebroff	3-7	2-3	0-0	0-7	1	8	6	2	0	1	31
Marquis Hall	9-14	4-4	0-0	0-1	4	22	0	6	0	1	31
Kyle Neptune	11-16	5-8	5-7	0-1	4	32	5	3	0	1	34
Jose Olivero	0-5	0-0	0-0	2-5	2	0	1	1	0	0	20
Bryan White	1-1	1-1	0-0	0-0	0	3	2	2	0	0	10
Matt Shamis	0-2	0-0	0-0	0-0	0	0	0	0	0	0	4
Greg Page	0-0	0-0	0-0	0-0	2	0	1	0	0	0	1
John Gourlay	3-4	2-3	0-0	2-1	3	8	2	0	1	1	25
Matt Szalacowski				0-1							
Team				1							
TOTALS	33-58	14-19	7-9	6-18-24	24	87	18	18	2	7	200

FG%: 1st Half 18-35, .514; 2nd Half 15-23, .652; Game .569; 3-PT%: 1st Half 9-11, .818; 2nd Half 5-8, .625; Game .737; FT%: 1st Half 1-1, 1.000; 2nd Half 6-8, .750; Game .800; Deadball: 1.

	FG-A	FG-A	FT-A	REB	PF	TP	A	TO	BK	ST	MIN
Notre Dame	6-9	1-2	12-13	4-4-8	3	25	1	2	1	3	36
Rob Kurz	1-1	1-1	2-4	2-0	0	5	0	2	0	0	6
Luke Zeller	6-11	4-8	5-6	0-3	2	21	0	0	0	0	37
Colin Falls	2-7	0-4	0-0	2-2	0	4	6	3	0	0	27
Kyle McAlarney	6-14	0-4	2-4	0-5	1	14	1	1	0	3	35
Russell Carter	1-1	1-1	0-0	0-0	2	3	4	0	0	1	14
Tory Jackson	4-5	0-0	3-4	3-4	2	11	3	2	0	2	22
Zach Hillesland	0-0	0-0	0-0	0-0	0	0	1	0	0	0	4
Ryan Ayers	0-0	0-0	2-2	0-2	4	10	2	2	0	3	19
Luke Harangody				1-0							
Team				1							
TOTALS	30-58	7-20	26-33	12-20-32	14	93	17	13	1	12	200

FG%: 1st Half 15-28, .536; 2nd Half 15-27, .556; Game .545; 3-PT%: 1st Half 4-12, .333; 2nd Half 3-8, .375; Game .350; FT%: 1st Half 10-16, 1.000; 2nd Half 16-17, .941; Game .788; Deadball: 2.

SCORE BY PERIODS

	1	2	F
Lehigh	46	41	87
Notre Dame	44	49	93

OFFICIALS: Pat Driscoll, Mike Roberts, Brian O'Connell
TECHNICALS: None
ATTENDANCE: 8,178

Notes: Rob Kurz topped the 20-point mark for the first time in his career with his 25-point effort ... Colin Falls' season-high 21 points marked the 13th time in his career that he scored 20 or more points ... Russell Carter reached double figures for a career-best fifth consecutive game ... Notre Dame defeated its second Patriot League team this season and is 42-4 all-time versus teams from that conference.

Notre Dame 90, Winston-Salem St. 45
November 29, 2006
Joyce Center — Notre Dame, IN

Game 6

	FG-A	FG-A	FT-A	REB	PF	TP	A	TO	BK	ST	MIN
Winston-Salem St.	2-7	1-1	0-0	1-1	10	10	0	0	0	0	19
Darrell Wonge	2-8	0-0	6-10	0-1	10	10	0	0	0	0	34
Jamal Durham	1-3	0-0	0-0	0-0	0	0	0	0	0	0	13
David Moore	2-9	0-2	0-0	0-2	0	10	0	0	0	0	26
Brian Fisher	0-0	0-0	3-3	1-5	0	0	0	0	0	0	35
Roy Peake	4-9	1-4	0-0	0-2	0	12	0	0	0	0	20
Jason Smith	0-1	0-0	0-0	0-0	0	0	0	0	0	0	2
Lowen Wray	1-1	0-0	0-2	0-3	0	0	0	0	0	0	15
Andrew Porter	0-1	0-0	0-0	0-0	0	0	0	0	0	0	7
Norman Carter	0-1	0-0	0-0	0-0	0	0	0	0	0	0	2
Patrick McCandies	1-3	1-3	0-0	0-0	0	0	0	0	0	0	7
Darius Floyd	1-3	0-0	0-0	0-1	0	0	0	0	0	0	13
Greg Lewis	0-0	0-0	0-0	0-1	0	0	0	0	0	0	5
Curtis Hines	0-2	0-0	2-2	0-0	0	0	0	0	0	0	5
Julian Murphy-Long	0-0	0-0	2-2	0-0	0	0	0	0	0	0	5
Team				0-0							
TOTALS	14-46	3-16	14-20	6-13-19	15	45	7	18	1	6	200

FG%: 1st Half 10-25, .400; 2nd Half 4-21, .190; Game .304; 3-PT%: 1st Half 3-8, .375; 2nd Half 0-8, .000; Game .188; FT%: 1st Half 2-2, 1.000; 2nd Half 12-18, .667; Game .700; Deadball: 3.

	FG-A	FG-A	FT-A	REB	PF	TP	A	TO	BK	ST	MIN
Notre Dame	3-5	0-0	8-8	3-7-10	18	9	3	1	1	2	21
Rob Kurz	3-5	0-0	0-0	1-2	3	1	0	0	0	0	21
Luke Zeller	4-8	3-7	2-2	0-4	16	11	1	0	0	0	25
Colin Falls	4-8	3-4	0-0	0-2	13	4	4	0	0	0	25
Kyle McAlarney	4-9	2-4	0-0	0-1	10	4	4	0	0	0	23
Russell Carter	2-6	0-2	1-1	0-1	7	2	0	0	0	0	16
Tory Jackson	1-5	0-1	0-0	0-1	7	1	0	0	0	0	7
Joe Harden	1-1	0-0	2-2	1-2	4	3	1	0	0	0	13
Jonathan Peoples	0-0	0-0	0-0	0-0	0	0	0	0	0	0	2
Zach Hillesland	0-0	0-0	0-0	0-0	0	0	0	0	0	0	2
Kieran Piller	2-4	0-1	2-2	1-6	1	0	0	0	0	0	21
Tim Andree	4-7	0-1	2-2	0-2	4	9	2	2	1	3	19
Ryan Ayers				1-2							
Luke Harangody				1-2							
Team				1							
TOTALS	32-56	8-22	18-19	12-29-41	20	90	24	14	6	13	200

FG%: 1st Half 18-33, .545; 2nd Half 14-23, .609; Game .571; 3-PT%: 1st Half 7-15, .467; 2nd Half 1-7, .143; Game .364; FT%: 1st Half 3-4, .750; 2nd Half 15-15, 1.000; Game .947; Deadball: 2.

SCORE BY PERIODS

	1	2	F
Winston-Salem St.	25	20	45
Notre Dame	46	44	90

OFFICIALS: Frank Scagliotta, Bernard Clinton, Paul Faia
TECHNICALS: None
ATTENDANCE: 8,067

Notes: Rob Kurz recorded his second double-double of the season and fourth of his career ... Colin Falls became the 46th player in Notre Dame basketball history to score 1,000 points.

Notre Dame 81, Maryland 74
December 3, 2006
Verizon Center — Washington, DC
BB&T Classic

Game 7

	FG-A	FG-A	FT-A	REB	PF	TP	A	TO	BK	ST	MIN
Notre Dame	5-8	2-3	4-4	1-4-5	4	16	0	3	2	0	26
Rob Kurz	1-3	1-2	0-0	0-4	4	3	0	1	0	1	17
Luke Zeller	2-9	1-8	9-10	1-3	2	14	3	2	0	1	40
Colin Falls	6-11	4-6	2-2	0-2	0	18	5	5	0	2	37
Kyle McAlarney	5-13	1-3	2-4	1-4	4	13	0	3	0	4	22
Russell Carter	2-3	0-1	1-2	1-1	3	5	1	1	0	5	16
Tory Jackson	3-7	0-0	2-4	1-8	3	8	4	2	0	1	25
Zach Hillesland	0-1	0-1	0-0	0-0	1	0	0	0	0	0	5
Ryan Ayers	1-3	0-0	2-4	0-2	0	4	0	0	0	0	12
Luke Harangody				4-3							
Team				1							
TOTALS	25-58	9-24	22-30	9-31-40	21	81	13	18	2	14	200

FG%: 1st Half 11-33, .333; 2nd Half 14-25, .560; Game .431; 3-PT%: 1st Half 4-14, .286; 2nd Half 5-10, .500; Game .375; FT%: 1st Half 3-6, .500; 2nd Half 19-24, .792; Game .733; Deadball: 5.

	FG-A	FG-A	FT-A	REB	PF	TP	A	TO	BK	ST	MIN
Maryland	3-8	0-0	5-6	2-6-8	2	11	1	1	1	2	32
James Gist	5-7	0-0	3-6	2-3	5	13	0	3	4	2	25
Ekene Ibekwe	6-11	3-4	2-4	0-3	4	17	4	4	0	6	38
D.J. Strawberry	0-5	0-4	2-2	0-2	1	2	0	0	0	0	20
Eric Hayes	4-15	2-8	3-4	1-4	4	13	2	2	0	0	28
Greivis Vasquez	1-2	0-0	3-4	1-2	2	5	1	1	0	1	13
Parrish Brown	1-1	0-0	0-0	0-0	1	2	0	1	0	0	4
Will Bowers	3-7	0-0	0-2	3-5	2	6	1	3	0	0	15
Bambale Osby				1-0							
Team				1							
TOTALS	25-59	6-18	18-28	10-27-37	22	74	11	19	6	11	200

FG%: 1st Half 10-28, .357; 2nd Half 15-31, .484; Game .424; 3-PT%: 1st Half 1-6, .167; 2nd Half 5-12, .417; Game .333; FT%: 1st Half 11-16, .688; 2nd Half 7-12, .583; Game .643; Deadball: 3.

SCORE BY PERIODS

	1	2	F
Notre Dame	29	52	81
Maryland	32	42	74

OFFICIALS: Steve Olson, Donnee Gray, Doug Shows
TECHNICALS: Ekene Ibekwe - Maryland
ATTENDANCE: 16,924

Notes: Notre Dame scored 52 second-half points and turned a 44-37 deficit into a 62-51 lead during a 25-7 run in a span of five minutes ... Kyle McAlarney's 18 points marked a career-high ... Rob Kurz scored in double figures for the fifth consecutive game, the longest double-figure scoring streak of his career ... Notre Dame defeated Maryland for the second time at the BB&T Classic ... The Irish are 7-2 all-time at the Verizon Center and 6-1 there under head coach Mike Brey.

Notre Dame 99, Alabama 85
December 7, 2006
Joyce Center — Notre Dame, IN

Game 8

	FG-A	FG-A	FT-A	REB	PF	TP	A	TO	BK	ST	MIN
Alabama	7-13	2-6	2-2	5-4-9	2	18	4	0	0	1	36
Mykal Riley	7-12	3-3	7-11	6-3	5	24	1	4	0	1	31
Alonzo Gee	6-18	0-2	0-1	5-5-10	3	12	2	1	1	1	36
Jermareo Davidson	3-8	0-1	3-3	2-8-10	4	9	3	5	2	0	34
Richard Hendrix	4-13	3-11	2-2	0-1	0	13	3	4	1	1	39
Ronald Steele	0-0	0-									

2006-07 Box Scores

Notre Dame 94, Elon 63
December 16, 2006
Joyce Center — Notre Dame, IN

	3-pt			REB	PF	TP	A	TO	BK	ST	MIN
	FG-A	FG-A	FT-A								
Elon	1-4	0-0	0-0	1-5-6	4	2	1	2	0	0	20
Adam Constantine	1-4	0-0	0-0	1-5-6	4	2	1	2	0	0	20
Chris Chalko	5-15	2-9	0-0	3-0-3	2	12	2	2	1	1	29
LeVonn Jordan	2-12	0-2	3-4	1-3-4	2	7	2	1	1	3	32
Devan Carter	5-9	2-3	2-2	1-2-3	4	14	4	1	0	0	27
Brett James	3-7	0-1	0-0	1-0-1	4	4	1	4	4	1	13
Brian Waters	2-4	0-0	0-0	0-0-0	2	4	3	0	0	0	14
John Charlesworth	0-1	0-1	0-0	0-1-1	2	4	1	0	0	0	8
John Ogolo	3-6	2-4	0-0	0-2-2	2	8	2	0	0	0	20
Ola Atoyebi	1-5	0-0	0-0	0-4-4	2	4	2	1	1	1	15
Scott Grable	3-4	0-0	2-4	4-1-5	2	8	0	0	0	0	17
TJ Douglas	0-2	0-2	0-1	0-1-1	0	0	1	0	0	0	5
Team				0-1-1							
TOTALS	25-69	6-22	7-9	11-19-30	25	63	13	12	2	7	200
FG%: 1st Half 10-31, .323; 2nd Half 15-38, .395; Game .407; 3-PT%: 1st Half 2-10, .200; 2nd Half 4-12, .333; Game .273; FT%: 1st Half 5-6, .833; 2nd Half 2-3, .667; Game .778; Deadball: 0.											

	3-pt			REB	PF	TP	A	TO	BK	ST	MIN
	FG-A	FG-A	FT-A								
Notre Dame	3-6	1-2	9-11	6-6-12	0	16	7	4	1	1	30
Rob Kurz	3-6	1-2	9-11	6-6-12	0	16	7	4	1	1	30
Zach Hilliesland	2-3	0-0	2-2	1-2-3	3	6	2	2	2	0	22
Luke Zeller	5-7	3-4	1-3	2-1-3	4	14	4	1	0	0	22
Kyle McAlarney	1-5	1-3	6-6	0-2-2	1	9	2	1	0	2	31
Russell Carter	7-11	5-7	2-2	0-6-6	3	21	4	2	2	1	28
Tory Jackson	2-10	0-4	4-8	3-2-5	1	8	1	2	0	0	19
Joe Harden	1-3	0-1	2-2	1-2-3	0	4	1	0	0	0	5
Jonathan Peoples	0-3	0-1	0-0	0-1-1	0	0	0	0	0	0	6
Kieran Piller	0-0	0-0	0-0	0-1-1	0	0	0	0	0	0	2
Tim Andree	0-0	0-0	0-0	1-0-1	0	0	0	0	0	0	1
Ryan Ayers	2-4	0-2	0-0	2-4-6	2	4	2	0	0	0	18
Luke Harangody	4-9	0-0	4-4	4-6-10	1	12	1	2	0	1	18
Team				0-2-2							
TOTALS	27-61	10-24	30-38	20-35-55	15	94	22	13	5	8	200
FG%: 1st Half 14-33, .424; 2nd Half 13-28, .464; Game .443; 3-PT%: 1st Half 5-14, .357; 2nd Half 5-10, .500; Game .417; FT%: 1st Half 14-18, .778; 2nd Half 16-20, .800; Game .789; Deadball: 3.											

SCORE BY PERIODS

	1	2	F
Elon	27	36	63
Notre Dame	47	47	94

OFFICIALS: Glenn Mayborg, Ron Tyurski, Bill McCarthy
TECHNICALS: None
ATTENDANCE: 8,036

Notes: Russell Carter scored 20-plus points for the second consecutive game and fourth time in 2005-06 ... Rob Kurz registered his second consecutive double-double and fourth of the season ... Luke Harangody posted his second double-double ... Luke Zeller's 14 points were a career-high ... Colin Falls missed the first game of his career with an injury (prior to that had played in all 99 games of his career and had made 60 consecutive starts) ... Notre Dame topped the 90-plus mark for the sixth time in nine games ... The Irish outrebounded an opponent for the eighth time in nine games.

Notre Dame 86, Portland 69
December 19, 2006
Joyce Center — Notre Dame, IN

	3-pt			REB	PF	TP	A	TO	BK	ST	MIN
	FG-A	FG-A	FT-A								
Portland	3-5	1-1	1-1	1-2-3	2	8	1	0	0	0	14
Ethan Niedermeyer	3-5	1-1	1-1	1-2-3	2	8	1	0	0	0	14
Sherrard Watson	4-7	0-0	1-2	1-0-1	1	9	2	1	1	1	26
Jamie Jones	4-5	0-0	0-0	1-3-4	5	8	0	1	1	0	18
Kevin Field	2-8	0-0	4-4	1-6-7	4	8	3	6	1	0	31
Brian McTear	6-11	2-4	0-0	0-1-1	3	14	6	4	0	0	35
Darren Cooper	4-6	3-3	0-0	3-3-6	2	11	1	3	0	0	23
Walter Thompson	0-1	0-1	0-0	0-1-1	0	0	0	0	0	0	6
Chris Jackson	3-3	0-0	3-5	0-2-2	1	9	3	0	0	0	21
Parker Emerson	0-1	0-0	0-0	0-1-1	0	0	0	0	0	0	1
Marcus Carter	0-1	0-0	0-0	1-0-1	4	0	1	3	0	0	14
Ben Sullivan	1-6	0-1	0-0	0-1-2	2	2	1	1	0	0	11
Team				2-1-3							
TOTALS	27-54	6-10	9-12	11-20-31	25	69	18	19	3	1	200
FG%: 1st Half 12-22, .545; 2nd Half 15-32, .469; Game .500; 3-PT%: 1st Half 2-3, .667; 2nd Half 4-7, .571; Game .600; FT%: 1st Half 3-4, .750; 2nd Half 6-8, .750; Game .750; Deadball: 0.											

	3-pt			REB	PF	TP	A	TO	BK	ST	MIN
	FG-A	FG-A	FT-A								
Notre Dame	5-10	0-2	11-12	5-6-11	3	21	1	1	2	0	33
Rob Kurz	5-10	0-2	11-12	5-6-11	3	21	1	1	2	0	33
Zach Hilliesland	2-4	0-0	2-3	2-2-4	3	6	2	2	0	2	22
Luke Zeller	0-4	0-0	0-0	1-0-1	3	0	0	0	0	0	14
Kyle McAlarney	3-8	1-5	1-2	0-2-2	0	8	3	2	0	3	34
Russell Carter	8-16	5-10	7-8	1-3-4	3	28	2	3	0	1	35
Tory Jackson	1-2	1-1	5-6	1-3-4	0	8	1	1	0	1	23
Joe Harden	0-0	0-0	0-0	0-0-0	0	0	0	0	0	0	2
Jonathan Peoples	0-0	0-0	0-0	0-0-0	0	0	0	0	0	0	1
Kieran Piller	0-0	0-0	0-2	0-1-1	0	0	0	0	0	0	1
Tim Andree	0-0	0-0	0-0	0-0-0	0	0	0	0	0	0	1
Ryan Ayers	1-2	1-2	0-0	1-1-2	1	3	0	0	1	1	15
Luke Harangody	2-8	0-0	8-9	1-1-2	3	12	3	1	0	2	19
Team				3-0-3							
TOTALS	22-54	8-20	34-42	15-19-34	16	86	12	10	3	10	200
FG%: 1st Half 11-30, .367; 2nd Half 11-24, .458; Game .407; 3-PT%: 1st Half 2-7, .286; 2nd Half 6-13, .462; Game .400; FT%: 1st Half 11-14, .786; 2nd Half 23-28, .821; Game .810; Deadball: 5.											

Notes: Russell Carter's 28 points marked a career-high and the third straight game (and fifth time this season) that he scored 20-plus points ... Rob Kurz registered his third consecutive double-double, the first time that has been done since Ryan Humphrey had 11 straight double-doubles during the 2001-02 season ... Kurz scored 20-plus points for the second time during his career ... Luke Harangody netted double figures for the seventh time in 10 games.

Game 9

Notre Dame 88, Army 47
December 21, 2006
Joyce Center — Notre Dame, IN

	3-pt			REB	PF	TP	A	TO	BK	ST	MIN
	FG-A	FG-A	FT-A								
Army	0-1	0-0	0-0	0-0-0	3	4	0	0	0	0	3
Kenny Brewer	0-1	0-0	0-0	0-0-0	3	4	0	0	0	0	3
Chris Walker	2-5	0-0	0-2	1-1-2	4	4	0	0	0	0	18
Richard Cleveland	0-2	0-1	0-0	0-0-0	1	1	0	0	0	0	10
Matt Bell	4-6	2-4	5-6	0-2-2	3	15	1	1	0	0	23
Cory Sinning	0-0	0-0	0-0	0-3-3	0	0	0	0	0	0	14
Tyrell Thompson	1-2	0-0	3-4	1-3-4	1	1	1	1	0	0	17
Eric Zastoupil	3-4	0-0	2-2	0-0-0	5	8	0	0	0	0	9
Marcus Nelson	1-2	0-0	1-3	0-4-4	3	3	0	0	0	1	23
Marshall Jackson	0-1	0-0	0-0	0-2-2	0	0	0	0	0	0	7
Curtis Koszuta	0-1	0-0	0-0	0-0-0	0	0	0	0	0	0	1
Grant Carter	1-3	1-3	0-0	0-0-0	0	3	1	1	0	0	4
John Moonshower	0-0	0-0	0-0	0-1-1	0	0	0	0	0	0	15
Carban Bates	2-5	0-2	0-0	1-0-1	2	0	0	0	0	0	7
Team				1-0-1							
TOTALS	16-46	3-14	12-19	5-17-22	22	47	14	16	5	4	200
FG%: 1st Half 7-19, .368; 2nd Half 9-27, .333; Game .348; 3-PT%: 1st Half 1-5, .200; 2nd Half 2-9, .222; Game .214; FT%: 1st Half 5-9, .556; 2nd Half 7-10, .700; Game .632; Deadball: 2.											

	3-pt			REB	PF	TP	A	TO	BK	ST	MIN
	FG-A	FG-A	FT-A								
Notre Dame	4-7	1-1	0-0	1-6-7	3	9	1	1	1	1	21
Rob Kurz	4-7	1-1	0-0	1-6-7	3	9	1	1	1	1	21
Luke Zeller	1-5	1-2	0-0	2-1-3	4	3	0	0	0	0	17
Russell Carter	4-11	2-6	2-3	1-1-2	2	12	3	2	0	1	25
Colin Falls	9-11	6-8	0-1	0-2-2	2	24	1	1	0	0	18
Kyle McAlarney	2-4	2-4	3-4	1-0-1	1	9	0	1	0	0	25
Tory Jackson	1-3	1-2	0-1	0-4-4	0	3	1	1	0	3	18
Joe Harden	0-1	0-1	0-1	1-3-4	0	0	0	0	0	0	8
Jonathan Peoples	1-2	1-2	0-0	0-0-0	0	0	0	0	0	0	8
Zach Hilliesland	2-2	0-0	2-3	2-3-5	3	6	1	2	0	0	15
Kieran Piller	0-0	0-0	0-0	0-0-0	0	0	0	0	0	0	4
Tim Andree	1-2	0-0	0-0	0-0-0	0	2	0	0	0	0	4
Ryan Ayers	3-4	1-2	0-0	1-2-3	3	7	1	1	0	0	19
Luke Harangody	3-7	0-0	4-5	4-8-12	1	10	4	1	0	1	18
Team				2-0-2							
TOTALS	31-59	15-28	11-18	15-30-45	20	88	27	14	3	8	200
FG%: 1st Half 15-28, .536; 2nd Half 16-31, .516; Game .525; 3-PT%: 1st Half 9-14, .643; 2nd Half 6-14, .429; Game .536; FT%: 1st Half											

2006-07 Box Scores

Notre Dame 95, Stony Brook 66 December 30, 2006

Joyce Center — Notre Dame, IN

Stony Brook	FG-A	FG-A	FT-A	REB	PF	TP	A	TO	BK	ST	MIN
Andrew Goba	0-2	0-0	0-0	0-2-2	5	5	0	1	0	0	11
Mike Papoko	4-8	1-2	0-0	2-4-6	5	14	0	0	0	0	26
Eddie Castellanos	1-4	0-2	3-6	1-1-2	2	8	0	0	0	0	29
Ricky Lucas	3-7	0-3	1-1	0-2-2	2	7	0	0	0	0	27
Mitchell Beauford	6-12	1-1	1-2	1-0-1	4	14	0	0	0	0	27
Brandon Hickson	0-2	0-0	0-0	0-0-0	0	0	0	0	0	0	14
Marques Cox	0-0	0-0	0-0	0-0-0	0	0	0	0	0	0	5
Kyle Wright	1-2	1-2	1-2	1-2-3	4	4	0	0	0	0	13
Rio Pitt	2-3	0-0	1-1	0-2-2	5	7	0	0	0	0	13
Solomon Bamiro	2-5	0-0	3-4	0-2-2	5	7	0	0	0	0	26
Stephane Bakinde	1-1	0-0	0-0	0-0-0	0	2	0	0	0	0	5
Marcus Robinson	1-3	1-2	0-0	0-0-0	0	0	0	0	0	0	7
Ryan Jones	0-0	0-0	0-0	0-0-0	0	0	0	0	0	0	1
Andre Vanderpool	1-1	0-0	0-0	1-1-2	5	0	0	0	0	0	8
Tre Cunningham	1-3	1-2	0-0	0-0-0	0	5	1	0	0	0	4
Team				1-3-4							
TOTALS	23-53	5-14	15-23	7-19-26	30	66	12	19	4	9	200

F6%: 1st Half 12-25, 480; 2nd Half 11-28, 393; Game .434; 3-PT%: 1st Half 1-4, .250; 2nd Half 4-10, .400; Game .357; FT%: 1st Half 3-5, .600; 2nd Half 12-18, .667; Game .652; Deadball: 5.

Notre Dame

Notre Dame	FG-A	FG-A	FT-A	REB	PF	TP	A	TO	BK	ST	MIN
Rob Kurz	2-6	0-1	11-14	2-8-10	5	15	7	3	0	0	24
Luke Zeller	2-2	2-2	2-2	0-4-4	8	8	0	1	0	0	18
Tory Jackson	1-3	0-1	1-2	0-2-2	3	3	0	0	0	0	29
Colin Falls	6-10	5-8	0-0	1-1-2	1	17	0	0	0	0	32
Russell Carter	8-12	7-11	0-0	1-1-2	4	23	4	3	0	0	26
Joe Harden	2-3	0-0	0-0	0-1-1	0	0	0	0	0	0	4
Jonathan Peoples	0-4	0-2	0-0	0-1-1	0	0	0	0	0	0	13
Zach Hillesland	0-1	0-0	5-6	2-1-3	3	3	0	0	0	0	19
Kieran Piller	1-3	0-0	0-0	0-0-0	0	0	0	0	0	0	3
Ryan Ayers	1-3	1-3	3-4	0-1-1	0	12	1	1	0	0	16
Luke Harangody	4-8	0-0	4-4	3-2-5	5	12	2	1	0	0	16
Team				3-4-7							
TOTALS	27-53	15-28	26-32	12-26-38	20	95	19	18	4	8	200

F6%: 1st Half 12-25, 480; 2nd Half 15-28, 536; Game .509; 3-PT%: 1st Half 7-13, .538; 2nd Half 8-15, .533; Game .536; FT%: 1st Half 12-17, .706; 2nd Half 14-15, .933; Game .813; Deadball: 1.

SCORE BY PERIODS

Stony Brook	1	2	F
Notre Dame	28	38	66
	43	52	95

OFFICIALS: Ray Perone, Mike Roberts, Rob Tyburski
TECHNICALS: None
ATTENDANCE: 8,072

Notes: Tory Jackson made his first career start ... Notre Dame topped the 80-plus point mark for the ninth straight game — the last time that was done was in 1976-77 ... The Irish are off to their best start since the 2002-03 campaign when that squad began the season 12-1 ... Notre Dame's 11-game win streak matched the longest since the 1986-87 season (11 straight) and is the longest in the Brey era ... Russell Carter scored 20-plus points for the sixth time ... Rob Kurz record his sixth double-double of the season.

Notre Dame 78, Louisville 62 January 3, 2007

Joyce Center — Notre Dame, IN

Louisville	FG-A	FG-A	FT-A	REB	PF	TP	A	TO	BK	ST	MIN
Terrence Williams	7-12	4-7	0-3	3-3-6	0	18	1	1	1	1	32
Juan Palacios	0-2	0-0	2-2	1-0-1	1	0	0	0	0	0	12
David Padgett	2-4	0-0	0-0	1-1-2	4	4	0	0	0	0	20
Edgar Sosa	2-5	1-3	0-0	0-2-2	2	4	1	1	0	0	23
Jerry Smith	2-5	1-2	0-0	0-5-5	0	0	0	0	0	0	26
Earl Clark	1-3	0-2	0-0	0-0-0	0	0	0	0	0	0	15
Brandon Jenkins	1-1	1-4	1-2	0-2-2	1	4	4	4	0	0	15
Perrin Johnson	2-3	0-0	5-6	3-3-6	1	1	0	0	0	0	23
Will Scott	0-1	0-1	0-0	0-3-3	0	0	0	0	0	0	6
Derrick Character	4-6	0-0	1-2	0-0-0	0	0	0	0	0	0	17
Andre McGee	0-3	0-2	2-2	0-0-0	0	0	0	0	0	0	17
Terrence Farley	1-2	0-0	0-0	1-0-1	0	2	0	0	0	0	3
Team				3-0-3							
TOTALS	22-52	7-21	11-17	12-19-31	17	62	15	15	4	3	200

F6%: 1st Half 10-25, 400; 2nd Half 12-27, 444; Game .423; 3-PT%: 1st Half 3-11, .273; 2nd Half 4-10, .400; Game .333; FT%: 1st Half 6-7, .857; 2nd Half 5-10, .500; Game .647; Deadball: 2.

Notre Dame

Notre Dame	FG-A	FG-A	FT-A	REB	PF	TP	A	TO	BK	ST	MIN
Rob Kurz	2-10	1-3	5-6	3-6-9	3	10	6	0	0	0	34
Luke Zeller	3-5	1-2	0-0	2-2-4	7	1	1	1	0	0	15
Tory Jackson	5-8	0-2	4-7	2-3-5	2	14	4	4	0	0	35
Colin Falls	3-12	1-8	0-0	0-4-4	1	7	5	1	0	0	37
Russell Carter	7-14	3-5	2-2	2-1-3	1	19	1	1	0	0	38
Jonathan Peoples	0-0	0-0	0-0	0-0-0	0	0	0	0	0	0	8
Zach Hillesland	2-2	0-0	2-3	1-1-2	2	6	1	0	0	0	9
Ryan Ayers	0-0	0-0	0-0	0-0-0	1	0	0	0	0	0	3
Luke Harangody	7-11	0-0	1-1	4-2-6	1	15	0	0	0	0	21
Team				3-4-7							
TOTALS	29-62	6-20	14-19	15-21-36	14	78	18	9	3	10	200

F6%: 1st Half 18-22, 545; 2nd Half 11-29, 379; Game .468; 3-PT%: 1st Half 5-13, .385; 2nd Half 1-7, .143; Game .300; FT%: 1st Half 2-3, .667; 2nd Half 12-16, .750; Game .737; Deadball: 5.

SCORE BY PERIODS

Louisville	1	2	F
Notre Dame	29	38	66
	43	35	78

OFFICIALS: Mike Kitts, Bob Donato, Michael Stephens
TECHNICALS: None
ATTENDANCE: 8,580

Notes: Notre Dame won its 12th straight game ... The last time an Irish team had a 12-game win streak was during the 1973-74 season ... Tory Jackson matched his career-high with 14 points ... The Irish outrebounded an opponent for the 13th time in 14 games ... Notre Dame improved to 11-0 at home this season ... Russell Carter has scored in double figures in all 14 games ... The Irish improved to 6-6 all-time in BIG EAST openers and 3-4 under head coach Mike Brey.

Game 13

Georgetown 66, Notre Dame 48 January 6, 2007

Verizon Center — Washington, DC

Notre Dame	FG-A	FG-A	FT-A	REB	PF	TP	A	TO	BK	ST	MIN
Rob Kurz	0-4	0-1	6-6	2-3-5	4	6	1	1	0	0	25
Luke Zeller	1-3	0-2	1-2	2-0-2	1	0	0	0	0	0	19
Tory Jackson	2-8	1-3	0-0	2-2-4	3	3	0	0	0	0	34
Colin Falls	1-7	1-7	0-0	0-1-1	4	4	0	0	0	0	35
Russell Carter	5-15	1-6	1-1	2-0-2	2	12	0	0	0	0	27
Joe Harden	1-1	0-0	0-0	0-0-0	0	0	0	0	0	0	3
Jonathan Peoples	2-4	1-2	0-0	0-1-1	1	7	0	0	0	0	11
Zach Hillesland	3-5	0-0	1-2	1-6-7	0	0	0	0	0	0	22
Ryan Ayers	0-1	0-1	0-0	0-0-0	0	0	0	0	0	0	10
Luke Harangody	1-4	0-0	3-4	1-2-3	4	5	2	0	0	0	14
Team				2-3-5							
TOTALS	16-52	4-22	12-15	12-18-30	20	48	8	15	0	10	200

F6%: 1st Half 7-26, 269; 2nd Half 9-26, 346; Game .308; 3-PT%: 1st Half 2-11, .182; 2nd Half 2-11, .182; Game .182; FT%: 1st Half 9-10, .900; 2nd Half 3-5, .600; Game .800; Deadball: 5.

Georgetown

Georgetown	FG-A	FG-A	FT-A	REB	PF	TP	A	TO	BK	ST	MIN
Jonathan Wallace	4-8	2-3	3-5	0-4-4	1	13	6	6	0	0	20
DaJuan Summers	2-5	1-3	0-1	1-1-2	0	0	0	0	0	0	20
Jessie Sapp	3-4	3-4	1-2	0-5-5	1	10	0	0	0	0	29
Jeff Green	6-11	3-5	0-0	1-5-6	3	15	3	3	0	0	30
Roy Hibbert	8-9	0-0	2-5	1-5-6	2	18	0	0	0	0	23
Vernon Macklin	1-1	0-0	0-0	1-0-1	0	0	0	0	0	0	14
Kenny Izzo	0-0	0-0	0-0	0-0-0	0	0	0	0	0	0	1
Jeremiah Rivers	0-2	0-1	0-0	0-2-2	0	0	0	0	0	0	15
Tyler Crawford	1-2	1-2	0-0	0-2-2	1	3	0	0	0	0	13
Octavius Spann	0-0	0-0	0-0	0-0-0	1	1	0	0	0	0	4
Patrick Ewing	0-1	0-1	0-0	2-0-2	3	0	1	0	0	0	12
Sead Dizdarevic	0-1	0-1	0-0	0-0-0	0	0	0	0	0	0	3
Team				0-1-1							
TOTALS	25-44	10-20	6-13	6-25-31	17	66	17	17	4	8	200

F6%: 1st Half 13-23, 565; 2nd Half 12-21, 571; Game .568; 3-PT%: 1st Half 7-12, .583; 2nd Half 3-8, .375; Game .500; FT%: 1st Half 3-8, .375; 2nd Half 3-5, .600; Game .462; Deadball: 2.

SCORE BY PERIODS

Notre Dame	1	2	F
Georgetown	25	23	48
	46	30	66

OFFICIALS: James Breeding, Jim Burr, Bryan Kersey
TECHNICALS: None
ATTENDANCE: 15,506

Notes: Notre Dame saw its longest win streak since 1973-74 come to an end ... The 18-point margin in the loss was the largest during the Mike Brey era ... Notre Dame was outrebounded for just the second time this season ... The 48 points matched the lowest scoring output ever for an Irish team under Brey ... The 48 points were the fewest ever scored by a Notre Dame team in BIG EAST play ... The Irish's 30.8 percent field goal percentage and 18.2 percent three-point field goal percentage were the lowest of the season ... Notre Dame's four three-pointers marked a season-low.

Notre Dame 66, West Virginia January 9, 2007

Joyce Center — Notre Dame, IN

West Virginia	FG-A	FG-A	FT-A	REB	PF	TP	A	TO	BK	ST	MIN
Joe Alexander	4-11	1-2	0-0	1-2-3	1	9	1	1	1	1	23
Frank Young	4-14	4-11	1-2	1-3-4	0	13	5	2	0	0	36
Alex Ruoff	6-12	1-4	1-1	0-2-2	4	14	5	0	0	0	28
Rob Summers	1-4	0-0	0-4	7-2-9	1	2	1	0	0	0	31
Darris Nichols	3-10	2-5	0-0	0-2-2	4	8	3	2	0	0	36
DaSean Butler	4-7	1-1	0-0	5-5-10	4	9	0	1	0	0	20
Joe Mazzulla	0-1	0-1	0-0	1-0-1	0	0	1	1	0	0	6
Devan Bawinkel	0-1	0-1	0-0	0-0-0	0	0	0	1	0	0	11
Jamie Smalligan	1-1	1-1	0-0	0-0-0	1	3	0	1	0	0	9
Team				1-1-2							
TOTALS	23-61	10-26	2-7	16-17-33	15	58	16	11	1	7	200

F6%: 1st Half 9-28, 321; 2nd Half 14-33, 424; Game .377; 3-PT%: 1st Half 2-8, .250; 2nd Half 8-18, .444; Game .385; FT%: 1st Half 1-1, 1.000; 2nd Half 1-6, .167; Game .286; Deadball: 3.

Notre Dame

Notre Dame	FG-A	FG-A	FT-A	REB	PF	TP	A	TO	BK	ST	MIN
Rob Kurz	2-4	0-0	4-7	4-7-11	3	8	1	2	1	0	34
Luke Zeller	1-2	0-1	0-0	0-2-2	1	0	0	0	0	0	13
Tory Jackson	0-2	0-1	0-0	0-2-2	1	0	0	0	0	0	26
Colin Falls	5-8	4-7	0-1	0-1-1							

2006-07 Box Scores

Notre Dame 88, Seton Hall 76

January 14, 2007

Game 17

Joyce Center — Notre Dame, IN

Seton Hall	FG-A	3-pt FG-A	FT-A	REB	PF	TP	A	TO	BK	ST	MIN
Grant Billmeier	0-0	0-0	0-0	0-1-1	0	0	0	0	0	0	10
Jamar Nutter	6-19	3-10	1-2	3-3-6	2	16	1	2	0	0	35
Brian Laing	6-13	1-2	7-8	3-6-9	2	20	1	3	0	0	38
Eugene Harvey	6-15	0-1	5-5	3-1-4	2	17	2	4	0	0	39
Larry Davis	4-14	1-4	4-4	1-2-3	2	13	4	0	0	1	35
Kashif Pratt	0-0	0-0	0-0	0-0-0	0	0	0	0	0	0	3
Carl Marshall	0-0	0-0	0-0	0-1-1	0	0	0	0	0	0	1
Mani Messy	0-4	0-0	0-0	1-0-1	0	0	0	0	0	4	3
Paul Gause	0-4	0-1	2-2	1-3-4	0	8	0	1	0	0	17
Stan Gaines	3-5	0-0	2-2	2-2-4	2	8	0	1	0	0	19
Team			1-3-4								
TOTALS	25-70	5-18	21-23	15-22-27	23	76	11	8	0	9	200

FG%: 1st Half 15-29, .517; 2nd Half 10-41, .244; Game .357; 3-PT%: 1st Half 3-7, .429; 2nd Half 2-11, .182; Game .278; FT%: 1st Half 5-6, .833; 2nd Half 16-17, .941; Game .913; Deadball: 1.

Notre Dame	FG-A	3-pt FG-A	FT-A	REB	PF	TP	A	TO	BK	ST	MIN
Rob Kurz	4-5	1-2	6-9	2-7-9	4	15	1	2	3	0	29
Luke Harangody	5-11	0-0	2-4	1-4-5	3	12	1	3	1	0	22
Tory Jackson	2-6	0-1	0-0	0-4-4	4	4	5	0	0	1	36
Colin Falls	1-7	1-6	1-1	0-0-0	3	4	1	2	0	0	19
Russell Carter	8-14	4-7	4-4	2-8-10	1	24	3	3	0	1	31
Jonathan Peoples	2-2	2-2	3-4	0-1-1	1	9	1	1	1	0	19
Zach Hillesland	6-10	0-0	0-1	6-4-10	1	12	8	4	1	1	25
Luke Zeller	1-1	0-0	0-0	0-0-0	1	2	0	0	0	0	3
Ryan Ayers	2-2	2-2	0-0	0-1-1	2	6	1	0	0	0	16
Team			0-2-2								
TOTALS	31-58	10-20	16-23	11-31-42	20	88	23	15	5	3	200

FG%: 1st Half 17-33, .515; 2nd Half 14-25, .560; Game .534; 3-PT%: 1st Half 4-10, .400; 2nd Half 6-10, .600; Game .500; FT%: 1st Half 6-9, .667; 2nd Half 10-14, .714; Game .696; Deadball: 1.

SCORE BY PERIODS	1	2	F
Seton Hall	38	38	76
Notre Dame	44	44	88

OFFICIALS: Jim Burr, Ed Hightower, Pat Driscoll
 TECHNICALS: Seton Hall - Brian Laing; Notre Dame - Luke Harangody
 ATTENDANCE: 10,137

Notes: Russell Carter registered his first double-double of the season and second of his career ... Carter has scored 20-plus point in seven games ... Notre Dame's 15-2 start is the best ever under head coach Mike Brey ... With Luke Harangody and Tory Jackson in the starting lineup, it marked the first time since the 2001-02 campaign that the Irish had two freshmen in the starting lineup ... Notre Dame improved to 13-0 at home and extended its home win streak to 15 games ... Zach Hillesland's eight assists marked a career-high ... Notre Dame has shot better than 50 percent from the field in eight games.

2006-07 Notre Dame Men's Basketball
 Notre Dame Season Box Score (as of Jan 14, 2007)
 All games

RECORD:	OVERALL	HOME	AWAY	NEUTRAL
ALL GAMES.....	(15-2)	(13-0)	(0-1)	(2-1)
CONFERENCE.....	(3-1)	(3-0)	(0-1)	(0-0)
NON-CONFERENCE.....	(12-1)	(10-0)	(0-0)	(2-1)

##	Player	GP-GS	Min--Avg	---TOTAL---		---3-PTS---		---FT-FTA---		----REBOUNDS----				PF	FO	A	TO	Blk	Stl	Pts	Avg
				FG-FGA	Pct	3FG-FGA	Pct	FT-FTA	Pct	Off	Def	Tot	Avg								
43	CARTER, Russell....	17-17	504 29.6	110-228	.482	49-108	.454	37-52	.712	17	60	77	4.5	35	0	39	34	1	36	306	18.0
31	KURZ, Rob.....	17-17	478 28.1	68-126	.540	12-27	.444	97-116	.836	51	99	150	8.8	48	0	41	30	28	15	245	14.4
15	FALLS, Colin.....	15-15	473 31.5	53-132	.402	39-108	.361	38-47	.809	3	38	41	2.7	27	0	30	15	4	14	183	12.2
44	HARANGODY, Luke....	17-1	308 18.1	76-146	.521	0-1	.000	52-62	.839	39	57	96	5.6	37	1	23	19	7	17	204	12.0
23	McALARNEY, Kyle....	12-12	358 29.8	42-86	.488	26-56	.464	14-17	.824	7	20	27	2.3	6	0	65	26	0	13	124	10.3
33	HILLESLAND, Zach...	17-2	301 17.7	34-50	.680	0-0	.000	27-44	.614	24	58	82	4.8	40	0	38	33	5	19	95	5.6
40	ZELLER, Luke.....	17-16	267 15.7	36-65	.554	11-22	.500	10-16	.625	19	28	47	2.8	43	1	15	20	9	5	93	5.5
02	JACKSON, Tory.....	17-5	347 20.4	30-72	.417	4-24	.167	21-40	.525	11	29	40	2.4	38	0	44	36	0	31	85	5.0
20	PEOPLES, Jonathan..	13-0	102 7.8	11-21	.524	6-11	.545	8-10	.800	0	10	10	0.8	5	0	9	8	0	4	36	2.8
42	AYERS, Ryan.....	16-0	194 12.1	13-36	.361	6-22	.273	8-10	.800	7	20	27	1.7	17	0	11	5	2	8	40	2.5
11	HARDEN, Joe.....	10-0	44 4.4	5-11	.455	0-3	.000	4-5	.800	3	9	12	1.2	3	0	6	0	1	0	14	1.4
41	ANDREE, Tim.....	5-0	9 1.8	1-2	.500	0-0	.000	0-2	.000	1	0	1	0.2	1	0	0	0	0	0	2	0.4
35	PILLER, Kieran.....	7-0	15 2.1	1-1	1.000	0-0	.000	0-2	.000	0	2	2	0.3	0	0	1	0	0	0	2	0.3
	TEAM.....										22	28	50	2.9	0		3				
	Total.....	17	3400	480-976	.492	153-382	.401	316-423	.747	204	458	662	38.9	300	2	322	229	57	162	1429	84.1
	Opponents.....	17	3401	387-956	.405	115-324	.355	190-273	.696	161	350	511	30.1	353	-	232	272	43	105	1079	63.5

SCORE BY PERIODS:	1st	2nd	Total
-----	-----	-----	-----
Notre Dame.....	706	723	- 1429
Opponents.....	500	579	- 1079

DEADBALL REBOUNDS:	OFF	DEF	TOTAL
-----	-----	-----	-----
Notre Dame.....	48	1	49
Opponents.....	32	1	33

2006-07 Notre Dame Men's Basketball
 Notre Dame Season Schedule/Results & Leaders (as of Jan 14, 2007)
 All games

RECORD:	OVERALL	HOME	AWAY	NEUTRAL
ALL GAMES	(15-2)	(13-0)	(0-1)	(2-1)
CONFERENCE	(3-1)	(3-0)	(0-1)	(0-0)
NON-CONFERENCE	(12-1)	(10-0)	(0-0)	(2-1)

DATE	TIME	OPPONENT		SCORE	ATTEND	HIGH POINTS	HIGH REBOUNDS
11-10-06	8:00 p.m.	IPFW	W	92-49	8678	(20)CARTER, Russell	(12)HILLESLAND, Zach
11-13-06	6:00 p.m.	! vs Butler		69-71	L 8037	(17)HARANGODY, Luke (17)FALLS, Colin	(12)KURZ, Rob (10)HARANGODY, Luke
11-14-06	6:00 p.m.	@ vs Lafayette	W	92-60	9594	(20)CARTER, Russell	(8)KURZ, Rob
11-19-06	4:00 p.m.	THE CITADEL	W	74-50	8351	(18)HARANGODY, Luke	(7)FALLS, Colin (7)KURZ, Rob
11-27-06	7:30 p.m.	LEHIGH	W	93-87	8178	(25)KURZ, Rob	(8)KURZ, Rob
11-29-06	7:30 p.m.	WINSTON-SALEM	W	90-45	8067	(18)KURZ, Rob	(10)KURZ, Rob
12-03-06	6:30 p.m.	# vs Maryland	W	81-74	16924	(18)McALARNEY, Kyle	(9)HILLESLAND, Zach
12-07-06	9:00 p.m.	ALABAMA	W	99-85	10107	(27)CARTER, Russell	(12)KURZ, Rob
12-16-06	7:00 p.m.	ELON	W	94-63	8036	(21)CARTER, Russell	(12)KURZ, Rob
12-19-06	7:30 p.m.	PORTLAND	W	86-69	7861	(28)CARTER, Russell	(11)KURZ, Rob
12-21-06	7:30 p.m.	ARMY	W	88-47	8309	(24)FALLS, Colin	(12)HARANGODY, Luke
12-28-06	8:00 p.m.	RIDER	W	101-51	8640	(23)KURZ, Rob	(10)HARANGODY, Luke
12-30-06	4:00 p.m.	STONY BROOK	W	95-66	8072	(23)CARTER, Russell	(10)KURZ, Rob
1-03-07	6:00 p.m.	* LOUISVILLE	W	78-62	8580	(19)CARTER, Russell	(9)KURZ, Rob
1-06-07	12:00 p.m.	* at Georgetown		48-66	L 15506	(12)CARTER, Russell	(7)HILLESLAND, Zach
1-9-07	7:00 p.m.	* WEST VIRGINIA	W	61-58	8147	(19)CARTER, Russell	(11)KURZ, Rob
1-14-07	2:00 p.m.	* SETON HALL	W	88-76	10137	(24)CARTER, Russell	(10)HILLESLAND, Zach (10)CARTER, Russell

* = Conference game

! = Dick's Sporting Goods Preseason NIT (First Round)

@ = Dick's Sporting Goods Preseason NT (Consolation)

= BB&T Classic (Washington, D.C.)

ATTENDANCE SUMMARY	GAMES	TOTALS	AVG/GAME
HOME.....	13	111163	8551
AWAY.....	1	15506	15506
NEUTRAL.....	3	34555	11518
TOTAL.....	17	161224	9484