

TEXAS LONGHORNS

2016 FOOTBALL GAME NOTES

FOUR-TIME NATIONAL CHAMPIONS • FOUR-TIME BIG 12 CHAMPIONS • THIRD MOST WINS IN COLLEGE FOOTBALL HISTORY



NOTRE DAME
FIGHTING IRISH

Record _____ 0-0
Ranking (AP/Coaches) _____ 10/9
Head Coach _____ Brian Kelly
Career Record _____ 226-80-2 (26th)
Record at Notre Dame _____ 55-23 (7th)
Location _____ Notre Dame, Ind.
Founded _____ 1842
Enrollment _____ 12,126
Colors _____ Blue & Gold

SUNDAY

4

SEPTEMBER



KICKOFF

6:42

AUSTIN, TX



TEXAS
LONGHORNS

DARRELL K ROYAL - TEXAS MEMORIAL STADIUM
CAPACITY: 100,119

WATCH



Joe Tessitore (PxP)
Todd Blackledge (Color)
Holly Rowe (Sideline)

LISTEN



Craig Way (PxP)
Roger Wallace (Color)
Quan Cosby (Sideline)

LISTEN



Dr. Rubén Pizarro-Silva (PxP)
Jesus Mendoza (Color)

Record _____ 0-0
Ranking (AP/Coaches) _____ RV/RV
Head Coach _____ Charlie Strong
Career Record _____ 48-30 (7th)
Record at Texas _____ 11-14 (3rd)
Location _____ Austin, Texas
Founded _____ 1883
Enrollment _____ 50,950
Colors _____ Burnt Orange & White

FOLLOW THE HORNS

Twitter: _____ @Longhorn_FB
 Twitter: _____ @Strong_TexasFB
 Instagram: _____ @LonghornsFootball
 Facebook: _____ @UTFootball
 Snapchat: _____ @TexFB

WHAT'S INSIDE

Game Information/Coverage _____ 1
2016 Schedule/Weekly Schedule/Series Info _____ 2
Game Notes _____ 3-9
Charlie Strong/Coaching Staff _____ 10-11
2016 Standings/Opponents' Schedules _____ 12
Media Policies _____ 13
Roster/Depth Chart _____ 14-16
Statistics _____ 17-35

MEDIA RELATIONS

Assoc. AD/Media Relations Director: **John Bianco**
E-Mail: john.bianco@athletics.utexas.edu

Assoc. Media Relations Director: **Thomas Stepp**
E-Mail: thomas.stepp@athletics.utexas.edu

Assoc. Media Relations Director: **Joe Hernandez**
E-Mail: joe.hernandez@athletics.utexas.edu

Asst. Media Relations Director: **Scott Swegan**
E-Mail: scott.swegan@athletics.utexas.edu

THE OPENING KICKOFF

The University of Texas Longhorns begin their 124th season of football on Sunday night when they play host to the University of Notre Dame Fighting Irish inside of Darrell K Royal - Texas Memorial Stadium. The game, which pits college football's second- and third-winningest programs against one another on an historic opening weekend, will air on ABC with a 6:42 pm local kickoff time.

NATIONAL COVERAGE


- Sunday's game will be on ABC with Joe Tessitore handling the play-by-play call while Todd Blackledge will provide the analysis. Holly Rowe will be on the sidelines.
- At 3:00 pm CT, tune into ESPN for the College Football Countdown show live from the stadium with Rece Davis, Desmond Howard, David Pollack and Mack Brown.
- At 5:00, tune in to Longhorn Network's "BEVO XV" (5:00 pm), as LHN looks back on the history of BEVO while giving viewers unprecedented behind-the-scenes access as the university prepares to unveil the latest edition of the world's most popular live mascot.
- Following BEVO XV will be LHN's Texas GameDay show live from the stadium leading up to kickoff.
- A national radio broadcast can be heard on Sirius XM Channel 84.

TEXAS ATHLETICS CELEBRATES BEVO 100

- Following the passing of BEVO XIV last October, The Silver Spurs Alumni Association began the search for BEVO XV. That search has been completed and BEVO XV will debut prior to kickoff against Notre Dame.
- BEVO XV's debut corresponds with the 100th anniversary of BEVO's first appearance at a University of Texas Football game. BEVO has been a fixture at Texas games since Nov. 30, 1916 - a Thanksgiving Day 21-7 victory against Texas A&M in Austin.

AT THE GAME...

- Country music singer Jack Ingram will perform the National Anthem
- C130J Hercules flyover by the United State Air Force
- Texas Governor Greg Abbott will serve as the honorary captain
- Tristan Thompson (NBA Championship) and Kevin Durant (Olympic Gold Medal) will be recognized during the game
- Ryder Cup presentation with Texas Head Coach John Fields and Texas Ex Ben Crenshaw during the game
- 2016 Fred Haskins Award winner Beau Hossler will be recognized during the game
- Joe Jamail recognition at halftime
- 2006 Rose Bowl National Championship celebration at halftime



TEXAS GAME WEEK SCHEDULE (vs. NOTRE DAME)

29 • MONDAY No Practice 9:50 a.m.>> Strong on Big 12 Teleconference 11:00 a.m. >> Strong Press Conference (Centennial Room) 11:30 a.m.>> Player Media Availability (Centennial Room)	30 • TUESDAY Closed Practice After practice>> Sterlin Gilbert Availability (Moncrief) Select Players not at Monday availability	31 • WEDNESDAY Closed Practice 12:00 p.m.>> Vance Bedford Availability (Moncrief)	1 • THURSDAY Closed Practice 7:00 p.m.>> Charlie Strong Coaches Show (Pluckers on Rio Grande)	2 • FRIDAY Closed Practice No Media Availability	3 • SATURDAY Walkthrough No Media Availability	4 • SUNDAY GAME DAY vs. Notre Dame 6:42 p.m. • ABC Postgame>> Media Availability w/ Charlie Strong, Sterlin Gilbert and select players (Moncrief)
------------------------------------------------------------------------------------------------------------------------------------------------------------------------------------------------------------------------	----------------------------------------------------------------------------------------------------------------------------------------------------------	------------------------------------------------------------------------------------------------------	------------------------------------------------------------------------------------------------------------------	---------------------------------------------------------------	-------------------------------------------------------------	-----------------------------------------------------------------------------------------------------------------------------------------------------------------------------------

2016 RECORD/RESULTS

OVERALL:	0-0	Big 12:	0-0
HOME:	0-0	Big 12 HOME:	0-0
AWAY:	0-0	Big 12 AWAY:	0-0
NEUTRAL:	0-0	Big 12 NEUTRAL:	0-0

HOME	AWAY	NEUTRAL
-------------	-------------	----------------

INSIDE THE SERIES

vs. Notre Dame

The University of Texas and Notre Dame square off on the opening weekend of the 2016 college football season in Austin. The game, which will be in primetime on Sunday, September 4, will be played in front of a national audience on ABC.

Notre Dame leads the all-time series, having won nine of 11 all-time matchups against the Longhorns. Texas is looking for its first win in the series since the 1970 Cotton Bowl and its first win ever in Austin against the Fighting Irish.

The matchup pits the second-winningest program in college football, Notre Dame, against the third-winningest program, Texas.

ALL-TIME SERIES: NOTRE DAME LEADS 9-2

AT NOTRE DAME: NOTRE DAME LEADS 3-1

AT TEXAS: NOTRE DAME LEADS 4-0

NEUTRAL SITE: NOTRE DAME LEADS 2-1

ALL-TIME RESULTS

vs. Notre Dame

Season	Location	Result
1913	Texas	L, 7-30
1915	Texas	L, 7-36
1934	Notre Dame	W, 7-6
1952	Texas	L, 3-14
1954	Notre Dame	L, 0-21
1969	Cotton Bowl	W, 21-17
1970	Cotton Bowl	L, 11-24
1977	Cotton Bowl	L, 10-38
1995	Notre Dame	L, 27-55
1996	Texas	L, 24-27
2015	Notre Dame	L, 3-38



VS #10/9 NOTRE DAME (Sept. 4 • 6:30 pm CT • ABC)

Darrell K Royal - Texas Memorial Stadium (Austin, Texas)

Notes: Two of college football's top three-winningest programs will meet on opening weekend in Austin



VS UTEP (Sept. 10 • 6:00 pm CT • LHN)

Darrell K Royal - Texas Memorial Stadium (Austin, Texas)

Notes: Texas is 4-0 all-time against UTEP with the last meeting coming in 2009



AT CALIFORNIA (Sept. 17 • 9:30 pm CT • ESPN or ESPN2)

California Memorial Stadium (Berkeley, Calif.)

Notes: UT is 5-1 all-time against California, with a 2-0 record on the road against the Golden Bears



AT #21/19 OKLAHOMA STATE (Oct. 1)

Boone Pickens Stadium (Stillwater, Okla.)

Notes: The Longhorns are 24-5 against the Cowboys, with the road team winning seven straight



VS #3/3 OKLAHOMA (Oct. 8 • TBA • FS1)

Cotton Bowl (Dallas, Texas)

Notes: Texas is coming off a 24-17 win in 2015 and owns an all-time record of 61-44-5 vs. OU



VS IOWA STATE (Oct. 15 • TBA • LHN)

Darrell K Royal - Texas Memorial Stadium (Austin, Texas)

Notes: The Longhorns are 11-2 all-time against ISU and have a 6-1 record at home



AT KANSAS STATE (Oct. 22)

Bill Snyder Family Football Stadium (Manhattan, Kan.)

Notes: UT is seeking their first road win at Kansas State since 2002



VS #23/21 BAYLOR (Oct. 29)

Darrell K Royal - Texas Memorial Stadium (Austin, Texas)

Notes: Texas is 74-26-4 all-time and owns a 15-5 record in the last 20 meetings



AT TEXAS TECH (Nov. 5)

Jones AT&T Stadium (Lubbock, Texas)

Notes: UT is 49-16 against Texas Tech all-time and has won five of the last six in Lubbock



VS WEST VIRGINIA (Nov. 12)

Darrell K Royal - Texas Memorial Stadium (Austin, Texas)

Notes: Texas owns a 145-142 scoring advantage in four Big 12 Conference matchups vs. WVU



AT KANSAS (Nov. 19)

Memorial Stadium (Lawrence, Kan.)

Notes: The Longhorns have won 13 consecutive over the Jayhawks




VS #13/14 TCU (Nov. 25 • 2:30 pm CT • FOX or FS1)

Darrell K Royal - Texas Memorial Stadium (Austin, Texas)

Notes: Texas owns a 62-23-1 record and won 24 straight from 1968-91





A TEXAS WIN WOULD...

- Be the Longhorns 887th win in program history
- Mark their 16th win to begin a season in the last 17 years
- Improve Charlie Strong's record at Texas to 12-14 and his overall record to 49-30
- Be Texas' third victory all-time against Notre Dame and the first since the 1970 Cotton Bowl
- Give Texas their 16th straight win in a home opener

LONGHORNS LAST WIN AGAINST IRISH A MILESTONE VICTORY

- With quarterback James Street calling the shots, No. 1 Texas converted two fourth-and-2 plays on its memorable final drive in defeating No. 9 Notre Dame in the 1970 Cotton Bowl. In addition to cementing the 1969 National Championship, it also was the 500th win in school history.
- When the Longhorns take the field on Sunday night, they'll be looking for their first win over Notre Dame since that 1970 Cotton Bowl (Jan. 1, 1970).

STRONG ENTERS THIRD SEASON WITH LONGHORNS

- The University of Texas Football program begins the third season of the Charlie Strong era in 2016. The Longhorns begin the season Sunday night against Notre Dame.
- During his first two seasons at Louisville, Strong's Cardinals won just eight conference games and were around the .500 mark overall. But in his third season UofL burst onto the national scene with 11 wins and an appearance in the Sugar Bowl.
- Strong has led his teams to a bowl game in five of six seasons as a head coach. In total, Strong's teams have been to a bowl game 13 times in the last 15 seasons.
- Texas is 3-8 against ranked opponents under Charlie Strong, but has won two consecutive games over such foes (24-17 W vs. No. 10 Oklahoma, 23-17 W at No. 12 Baylor).

<i>Charlie Strong Through The Years</i>			
YEAR	TEAM	OVERALL	CONFERENCE
2010	Louisville	7-6	3-4 (Big East)
2011	Louisville	7-6	5-2 (Big East)
2012	Louisville	11-2	5-2 (Big East)
2013	Louisville	12-1	7-1 (American)
2014	Texas	6-7	5-4 (Big 12)
2015	Texas	5-7	4-5 (Big 12)
TOTAL	6 years	48-29*	29-18

*Strong's career record is 48-30, as he served as Interim Head Coach for the 2004 Peach Bowl at Florida

LONGHORNS FACE CHALLENGING 2016 SCHEDULE

- The 12-game 2016 slate features six games at Darrell K Royal-Texas Memorial Stadium, while the Longhorns will play five road games and the annual Red River Showdown in Dallas against Oklahoma.
- The Longhorns' 2016 opponents combined for a record of 89-64 (.582) in 2015, making it the 26th-toughest schedule in the country entering the season.
- Nine of Texas' 2016 opponents went to bowls, including three – Notre Dame, Oklahoma State and Oklahoma – who played in one of the New Year's Six bowls.
- Five opponents – Baylor (10), Notre Dame (10), Oklahoma (11), Oklahoma State (10) and TCU (11) – totaled double digit wins a season ago.
- UT will play 11 of its 12 opponents from the 2015 schedule once again this season, swapping out Rice in week two for a matchup with UTEP.
- Texas will also travel on the road for just the third time ever, and first since 1964, to play at Cal in week three.

2015 Bowl Teams on 2016 Schedule

11

USC

10

BYU, Colorado, Ohio State, Ole Miss

9

TEXAS, Alabama, Arkansas, Auburn, Hawaii, Illinois, Kansas, LSU, Northwestern, Purdue, Syracuse, Utah, Utah State, Virginia, Wyoming

THE LONGHORNS IN OPENERS

- Texas is 102-18-3 (.841) all-time in season openers, including a record of 106-14-3 (.874) in home openers.
- The Longhorns are 68-15-3 (.808) in openers at Darrell K Royal - Texas Memorial Stadium dating back to the home opener in the middle of the season on Nov. 8, 1924. UT has won 16 consecutive home openers, dating back to 2000.

THE LONGHORNS IN THE NATIONAL SPOTLIGHT

- Sunday's game will mark the 52nd time since the beginning of the 2000 season that Texas has made an appearance on ABC in front of a national audience. The 6:30 p.m. CT kickoff will mark the 32nd primetime appearance (7:30 ET or later) for the Longhorns since the beginning of the 2011 season. .

LONGHORNS' HONOR ROLL

PAUL BOYETTE JR. • DT • SR.

- Senior Bowl preseason watch list

DAVANTE DAVIS • CB • SO.

- Preseason All-Big 12

D'ONTA FOREMAN • RB • JR.

- Doak Walker Award preseason watch list
- Earl Campbell Tyler Rose Award watch list

DYLAN HAINES • S • SR.

- Lott IMPACT Trophy preseason watch list
- Senior Bowl preseason watch list

MALIK JEFFERSON • LB • SO.

- Preseason All-America Sporting News (1st) and Sports Illustrated (2nd)
- Preseason Big 12 Defensive Player of the Year
- Preseason All-Big 12
- Bednarik Award preseason watch list
- Nagurski Trophy preseason watch list
- Butkus Award preseason watch list
- Walter Camp Award preseason watch list

KENT PERKINS • OL • SR.

- Senior Bowl preseason watch list

PATRICK VAHE • OL • SO.

- Preseason All-Big 12

CHRIS WARREN III • RB • SO.

- Doak Walker Award preseason watch list

CONNOR WILLIAMS • OL • SO.

- Preseason All-Big 12
- Outland Trophy preseason watch list



STATISTICAL COMPARISON

NOTRE DAME	CATEGORY	TEXAS
445	Points Scored	317
34.2	Scoring Offense	26.4
313	Points Allowed	364
24.1	Scoring Defense	30.3
292	First Downs	202
242	First Downs Allowed	306
207.6	Rushing/Game	224.8
175.6	Rushing Defense/Game	219.2
258.8	Passing/Game	145.9
197.1	Passing Defense/Game	233.4
466.4	Total Offense/Game	370.8
66.5	Plays/Game	65.1
372.7	Total Defense/Game	452.6
21.7	Kick Return Avg.	19.8
8.0	Punt Return Avg.	12.1
67-586	Penalties-Yards	77-709
15-17	Field Goals-Attempts	13-17
29:39	Avg. Time of Possession	27:07
68-160 (42%)	3rd Down Offense	61-172 (35%)
66-188 (35%)	3rd Down Defense	84-190 (44%)
5-8 (62%)	4th Down Offense	6-15 (40%)
14-22 (64%)	4th Down Defense	9-17 (53%)
43-53 (81%)	Red Zone Offense	30-34 (88%)
33-41 (80%)	Red Zone Defense	47-51 (92%)
-6	Turnover Margin	+11

RETURNING STATISTICAL LEADERS

NOTRE DAME	TEXAS
Passing Yards	
DeSone Kizer (2,884)	Jerrold Heard (1,214)
Passing Touchdowns	
DeShone Kizer (21)	Jerrold Heard (5)
Rushing Yards	
Josh Adams (835)	D'Onta Foreman (681)
Rushing Touchdowns	
DeShone Kizer (10)	Tyrone Swoopes (12)
Receiving Yards	
Torii Hunter Jr. (363)	John Burt (481)
Receiving Touchdowns	
Torii Hunter Jr. (2)	Three Tied (2)
Tackles	
Isaac Rochell (63)	Malik Jefferson (61)
Tackles for Loss	
Isaac Rochell (7.5)	Naashon Hughes (9.0)
Sacks	
James Onwuulu (3.0)	Naashon Hughes (5.5)
Interceptions	
Cole Luke (2)	Dylan Haines (5)

TWO COLLEGE FOOTBALL POWERS KICKOFF SEASON

- Among a strong lineup of opening weekend college football games during Labor Day Weekend, Notre Dame and Texas will meet for the 12th time in history.
- The two teams will meet on Sunday night (Sept. 4) in primetime on ABC. Kickoff at Darrell K Royal-Texas Memorial Stadium is slated for 6:42 p.m. CT.
- Texas' 886 wins all-time are the third-most in college football history, while their .710 winning percentage is the seventh-best.
- Notre Dame's 892 wins all-time are the second-most in college football history, while their winning percentage of .732 is the best all-time.

TEAM	YEARS	WINS	LOSSES	TIES	PCT.
TEXAS	123	886	353	33	.710
Notre Dame	127	892	313	42	.732

HOME OR AWAY, THE LONGHORNS COME TO PLAY

- During the last 10 seasons, it hasn't mattered if the Longhorns are playing in front of a raucous crowd at DKR-Texas Memorial Stadium, or in a hostile environment on the road.
- Despite having an incredible home-field advantage and a home record of 43-20 (.683) over the last 10 seasons, the Longhorns have found nearly as much success playing on the road.
- Since the beginning of the 2006 season, UT boasts a road record of 30-14 (.682).
- The 0.1% difference in winning percentage at home vs. on the road has made the Longhorns the third-best road team in college football during the course of the last 10 seasons.

SCHOOL	Best Road Teams (as compared to home)		DIFFERENCE
	HOME	ROAD	
Duke	26-40 (.394)	22-32 (.407)	-1.3%
Bowling Green	29-24 (.547)	35-29 (.547)	0.0%
TEXAS	43-20 (.683)	30-14 (.682)	0.1%
Northwestern	39-27 (.591)	28-23 (.549)	4.2%
Ball State	31-26 (.544)	31-32 (.492)	5.2%

UT LOOKING FOR STRONG SENIOR LEADERSHIP

- Despite having just 17 seniors on the 2016 roster, head coach Charlie Strong will be looking to the experience and leadership of this season's senior class to pay off. With a young roster that has been built through back-to-back Top 10 recruiting classes, the senior leadership will be vital to the Longhorns' success in 2016.
- Texas is one of just 24 schools in the entire country with 17-or-fewer seniors, including just seven of those seniors who are on the offensive side of the ball.

THE YOUTH MOVEMENT


- Despite having a young roster in each of the last two seasons, many Longhorns have gotten immeasurable experience during Charlie Strong's first two seasons.
- Texas will return 226 career starts on their roster entering the 2016 season.
- Of his 43 signees in his first two classes, 32 of them have seen significant snaps as freshmen and sophomores.
- In 2015, the Longhorns started a school-record 10 true freshmen while playing a total of 17.
- UT's underclassmen combined to score 33 of the team's 40 touchdowns a season ago, while recording 12 of 13 interceptions.
- In total, 36 players saw action for the first time in their careers during the 2015 season. Only three programs - Kansas (39), Florida State (39) and TCU (37) - had more players take to the field for the first action of their collegiate careers.

LONGHORNS-FIGHTING IRISH CONNECTIONS

- Head coach Charlie Strong served as the Notre Dame defensive line coach from 1995-98, the first two seasons under head coach Lou Holtz and the final two with Bob Davie.
- Texas quarterback Trey Holtz is the grandson of Lou Holtz, who was the head coach of the Fighting Irish from 1986-96. Holtz led Notre Dame to the 1988 National Title.
- Trey was born in 1994 while his father, Skip, who is currently the head coach at Louisiana Tech, was a Notre Dame assistant. However, Trey spent little time there as his father took over as Connecticut's head coach that same year.
- Notre Dame has five players from the state of Texas, while Texas has none from the state of Indiana.

DID YOU KNOW?

- The last time the Longhorns played a game on a Sunday was Aug. 31, 2003 - a 66-7 season-opening win over New Mexico State.



TOP ATTENDANCE GAMES IN SCHOOL HISTORY

- Sunday night is expected to be a sellout at Darrell K Royal - Texas Memorial Stadium when the Longhorns take the field against the Fighting Irish.
- The last sellout came on Nov. 28, 2013 where a Thanksgiving night crowd of 100,668 saw the Longhorns defeat Texas Tech 41-16. It was the 18th-largest crowd in UT history.
- The largest crowd in UT history came on Oct. 6, 2012 when 101,851 fans watched West Virginia narrowly escape with a 48-45 win over the Longhorns.
- Last time Notre Dame came to Austin, a sellout crowd of 83,312 watched the Longhorns and Fighting Irish.

ATTENDANCE	OPPONENT	YEAR	WINNER	SCORE
1. 101,851	West Virginia	2012	WVU	45-48
2. 101,624	Rice	2011	UT	34-9
3. 101,474	Ole Miss	2013	Ole Miss	23-44
4. 101,437	UCLA	2010	UCLA	12-34
5. 101,357	Kansas	2009	UT	51-20
6. 101,353	Baylor	2012	UT	56-50
7. 101,339	Wyoming	2010	UT	34-7
8. 101,297	Texas Tech	2009	UT	34-24
9. 101,152	Colorado	2009	UT	38-14
10. 101,144	UTEP	2009	UT	64-7

FRESHMAN ALL-AMERICANS RETURN FOR ENCORE

- Three Texas Longhorns were named freshman All-Americans following last season. LB Malik Jefferson, OL Patrick Vahe and OL Connor Williams all picked up the honors.
- Jefferson started nine games and was second on the team with 61 tackles. He also added a team-high six quarterback pressures and returned a fumble for a touchdown.
- Vahe started the first 10 games of the season at right guard, before missing the final two due to injury.
- Williams started all 12 games at left tackle after enrolling during the spring 2015 semester. Of 14 true freshman offensive tackles to play at least 240 snaps, Williams was the only one with a positive overall grade according to Pro Football Focus.

STRONG REVAMPS COACHING STAFF FOR YEAR 3

- Texas head coach Charlie Strong made several staff changes during the offseason, bringing in five new assistant coaches including four on the offensive side of the ball.
- Strong hired Tulsa offensive coordinator Sterlin Gilbert to install his up-tempo offensive system with the Longhorns. Along with Gilbert came offensive line coach and run game coordinator Matt Mattox to assist with the install of the offense.
- With two other openings on the offensive side of the ball, Strong hired Anthony Johnson and Charlie Williams. Johnson, a Texas running back from 2001-05, will coach the Longhorns' running backs. Williams, a longtime collegiate and NFL coach, will coach the outside receivers. Those four new additions team up with Jeff Traylor to round out the coaching staff on the offensive side of the ball.
- On the defensive side of the ball Clay Jennings was hired from Arkansas to coach the Longhorns' defensive backs. Jennings, a longtime assistant coach in the state of Texas, will join defensive coordinator Vance Bedford, defensive line coach Brick Haley and linebackers coach Brian Jean-Mary.

New Assistant Coaches in 2016

7
USC
6
Fresno State, Utah State, WKU
5
TEXAS, Arizona State, Boston College, Kansas, Kentucky, Purdue, UTEP

GILBERT INSTALLING LONGHORNS' NEW OFFENSE

- The 2016 season will mark the fourth time in five seasons as a collegiate offensive coordinator that Sterlin Gilbert has been installing an offense as a first-year system.
- Not only are some of the numbers put up in Gilbert's offense staggering, but so are some of the one-year offensive turnarounds that he has constructed.
- In Gilbert's first season as an offensive coordinator at Eastern Illinois (2012), the Panthers averaged 36.5 points per game and ran over 84 plays per game.
- Last season at Tulsa, Gilbert successfully installed his offense to the tune of 37.2 points per game, 507.4 yards per game and 83.3 plays per game.
- Gilbert has been key in the development of several notable players, including QB Jimmy Garoppolo (EIU) of the New England Patriots.

TEAM	PPG	RUSH YPG	PASS YPG	TOTAL YPG	PLAYS
EIU '12	36.5	136.0	334.9	470.9	84.3
EIU '13	48.9	219.2	376.3	595.5	80.0
BGSU '14	30.0	173.0	259.9	432.9	78.8
Tulsa '15	37.2	174.2	333.2	507.4	83.3
TOTAL	38.2	177.1	325.6	502.7	81.5
Texas '15	26.4	224.8	145.9	370.8	65.1

NCAA/BIG 12 RANKINGS

Category	Team		
	NCAA	Big 12	Value
Defensive TDs	25	2	3
Fewest Penalties	60	5	77
Fewest Penalty Yards	74	5	709
Fumbles Lost	55	5	8
Fumbles Recovered	11	1	12
Net Punting	26	4	39.34
Fewest INT Thrown	7	1	6
Passes Intercepted	42	6	13
Pass Yds Allowed	73	3	233.4
Punt Return Defense	15	4	3.85
Punt Returns	27	2	12.13
Red Zone Offense	26	4	0.882
Rushing Offense	17	3	224.8
Scoring Defense	87	5	30.3
Team Sacks	5	1	3.08
Team TFL	43	5	6.8
Turnover Margin	8	2	0.92 (+11)
Turnovers Gained	24	5	25
Turnovers Lost	10	1	14

*Team must rank in top 50 (NCAA) or top 5 (Big 12)

Individual

Name	Category	NCAA	Big 12	Value
D. Johnson	All-Purpose	79	11	108.64
D. Johnson	Kick Returns Yds	24	4	752
N. Rose	FG Pct.	53	6	.765
N. Rose	FG/Game	71	8	1.08
H. Ridgeway	Fumbles Recovered	26	4	2
D. Haines	Interceptions/Game	18	3	.05
D. Johnson	Kickoff Returns	38	4	24.0
D. Johnson	Punt Return TD	13	1	1
D. Johnson	Punt Returns	21	1	10.7
M. Dickson	Punting	62	5	41.3
T. Swoopes	Rushing TD	37	5	12
D. Foreman	Rushing Yards/Game	91	8	68.1
P. Jinkens	Sacks	50	6	0.59
D. Haines	Interceptions	20	3	5
J. Heard	Total Offense	109	9	147.5
J. Burt	Yards/Reception	57	9	16.3

*Individual must rank in top 100 (NCAA) or top 10 (Big 12)



TEXAS AND THE POLLS

Associated Press Top 25 (Preseason)

Rk	Team (1st)	Record	Points
1	Alabama (33)	0-0	1469
2	Clemson (16)	0-0	1443
3	Oklahoma (4)	0-0	1352
4	Florida State (5)	0-0	1325
5	LSU (1)	0-0	1269
6	Ohio State (1)	0-0	1224
7	Michigan (1)	0-0	1147
8	Stanford	0-0	1029
9	Tennessee	0-0	1021
10	Notre Dame	0-0	1006
11	Ole Miss	0-0	718
12	Michigan State	0-0	710
13	TCU	0-0	707
14	Washington	0-0	651
15	Houston	0-0	644
16	UCLA	0-0	496
17	Iowa	0-0	484
18	Georgia	0-0	448
19	Louisville	0-0	447
20	USC	0-0	344
21	Oklahoma State	0-0	316
22	North Carolina	0-0	283
23	Baylor	0-0	280
24	Oregon	0-0	218
25	Florida	0-0	180

Others Receiving Votes: Miami (Fla.) 159; Texas A&M 81; Utah 74; Washington State 68; Boise State 49; San Diego State 46; Wisconsin 42; Auburn 22; Pittsburgh 15; Arkansas 14; **TEXAS 12**; Nebraska 11; Navy 8; Northwestern 5; Western Kentucky 4; South Florida 2; Toledo 2

Coaches Poll Top 25 (Preseason)

Rk	Team (1st)	Record	Points
1	Alabama (55)	0-0	1585
2	Clemson (7)	0-0	1524
3	Oklahoma	0-0	1398
4	Florida State (1)	0-0	1351
5	Ohio State	0-0	1321
6	LSU	0-0	1241
7	Stanford	0-0	1149
8	Michigan	0-0	1062
9	Notre Dame	0-0	1034
10	Tennessee	0-0	960
11	Michigan State	0-0	901
12	Ole Miss	0-0	792
13	Houston	0-0	668
14	TCU	0-0	649
15	Iowa	0-0	579
16	Georgia	0-0	525
17	USC	0-0	468
18	Washington	0-0	454
19	Oklahoma State	0-0	426
20	North Carolina	0-0	422
21	Baylor	0-0	383
22	Oregon	0-0	361
23	Louisville	0-0	331
24	UCLA	0-0	296
25	Florida	0-0	245

Others Receiving Votes: Miami (Fla.) 120; Wisconsin 82; Utah 73; Boise State 73; Washington State 47; Texas A&M 37; **TEXAS 34**; Arkansas 34; Northwestern 31; Navy 30; Mississippi State 19; San Diego State 18; Nebraska 17; Auburn 17; Western Kentucky 11; Pittsburgh 8; BYU 6; Appalachian State 4; Duke 3; Arizona 2; Marshall 2; Toledo 2; South Florida 2; Memphis 1; Indiana 1; Northern Illinois 1

2016 Opponent in **BOLD**

LONGHORNS AGAINST RANKED OPPONENTS

• Texas will begin the season against a Top 10 foe (according to the Associated Press) for the first time since playing at Auburn to open the 1987 season. That season, Auburn was ranked No. 5 as they entered their opening weekend showdown against the Longhorns.

• Prior to beginning the season against No. 11 Notre Dame last season, Texas' last opening-game matchup with a ranked opponent came in 1993 when they started the season at No. 11 Colorado.

• The 2015 and 2016 openers against Notre Dame mark the first time Texas will have played a ranked foe to begin two consecutive seasons since opening the 1992 season against No. 21 Mississippi State followed by the 1993 opener at No. 11 Colorado.

• Since the Associated Press Top 25 poll began in 1936, the Longhorns are 122-144-8 all-time against ranked opponents, including a home record of 43-39-4 in such matchups.

• The last time Texas opened at home against an AP Top 10 opponent came in 1980 when the Longhorns defeated No. 6 Arkansas, 23-17.

Last Win Against A Ranked...

Opponent:	23-17 at #12 Baylor (12/5/15)
Opponent at home:	33-16 vs. #24 WVU (11/8/14)
Top-10 opponent:	24-17 vs. #10 Oklahoma (10/10/15)
Top-10 opponent at home:	28-24 vs. #7 Oklahoma St. (10/25/08)
Opponent in week one:	17-13 at #21 Penn State (9/8/1990)
Opponent in week one at home:	35-27 vs. #11 Auburn (9/15/84)
Top-10 opponent in week one:	20-7 at #5 Auburn (9/17/83)
Top-10 opponent in week one at home:	23-17 vs. #6 Arkansas (9/1/80)

LONGHORNS ON LONG STREAKS

• Texas enters the 2016 season with 226 career starts returning. The Longhorns begin the year with starters at 14 positions back from last season, including seven on each side of the ball.

• Five Longhorns enter the season having started at least eight consecutive games. John Burt (12), Naashon Hughes (12) and Connor Williams (12) all started every game last season. Additionally, Bryce Cottrell (8) and Holton Hill (8) ended last season having started each of the final eight contests.

• Six players enter the Notre Dame game having played in at least 18 consecutive games. Paul Boyette Jr. (26) leads the Longhorns, while Andrew Beck (25), Hughes (25) and Lorenzo Joe (25) haven't missed a game during Charlie Strong's first two seasons. Additionally, Poona Ford (19) and Jason Hall (18) have played in every game dating back to the middle of the 2014 season.

100 YARD RUSHERS AGAINST NOTRE DAME

• Texas has played Notre Dame 11 times in program history, producing four 100-yard rushing performances against the Fighting Irish.

• Eddie Phillips turned in the high-game against the Fighting Irish, rushing 23 times for 164 yards in the 1971 Cotton Bowl.

• Ricky Williams was the last Longhorn running back to rush for 100 yards in a game against Notre Dame, doing so in 1996 on 17 carries.

Yds.	Att.	Name	Date
164	23	Eddie Phillips	1/1/1971
155	20	Steve Worster	1/1/1970
116	29	Earl Campbell	1/1/1978
107	17	Ricky Williams	9/21/1996

TEXAS NAMED 'THE REAL #DBU'

• According to a study by CBS Sports during the spring, Texas ranked as the top school in college football for a defensive back.

• Besides Earl Thomas and Michael Griffin being Pro Bowlers, and Michael Huff and Aaron Ross winning the Thorpe Award, the Longhorns have also produced, Cedric Griffin, Tarell Brown, Aaron Williams and Kenny Vaccaro. Texas DB's have started 687 games in the NFL over the last decade.

TEXAS IN THE RANKINGS

WEEK	AP	COACHES	CFP
Preseason	RV	RV	N/A
Week 1			
Week 2			
Week 3			
Week 4			
Week 5			
Week 6			
Week 7			
Week 8			
Week 9			
Week 10			
Week 11			
Week 12			
Week 13			
Week 14			
Week 15			

Texas Against Ranked Opponents

UT AGAINST TOP 25	122-144-8 (.460)
Home	43-39-4 (.523)
Away	34-50-0 (.405)
Neutral	45-55-4 (.452)
UT AGAINST TOP 10	58-86-4 (.405)

In 2016 (0-0)

vs. #10/9 Notre Dame



SWOOPES AMONG BEST RUSHING QUARTERBACKS IN SCHOOL HISTORY

- Senior quarterback Tyrone Swoopes enters the 2016 season as one of the most prolific rushers at the QB position in school history. Swoopes, who rushed for 451 yards and 12 touchdowns last season, enters the 2016 season with 792 career rushing yards and 17 touchdowns.
- A native of Whitewright, Texas, Swoopes excelled out of a feature rushing package last year that became known as the '18-Wheeler' after his jersey No. 18.
- Swoopes begins the 2016 season just 208 rushing yards away from becoming only the sixth quarterback in Texas history to rush for 1,000 yards in a career. He is currently eighth on the all-time rushing list among QBs. The fifth-year senior also begins the season fifth in career rushing touchdowns by a quarterback.

Top Rushing QBs (By Yards)			Top Rushing QBs (By Touchdowns)		
NAME	YRS	YARDS	NAME	YRS	TDs
Vince Young	2003-05	3,127	Vince Young	2003-05	37
Marty Akins	1973-75	2,020	Marty Akins	1973-75	26
Colt McCoy	2006-09	1,571	Donn Wiggington	1969-71	20
Donnie Little	1978-81	1,306	Eddie Phillips	1969-71	19
Eddie Phillips	1969-71	1,211	Tyrone Swoopes	2012-PR	17
Bill Bradley	1966-68	864			
James Street	1967-69	815			
Tyrone Swoopes	2012-PR	792			

SWOOPES TRACKING TOWARD HISTORIC MILESTONES

- When the Longhorns step onto the field on Sunday night against Notre Dame, senior quarterback Tyrone Swoopes will be just 28 yards shy of 3,000 career passing yards. Just 12 quarterbacks in school history have passed for 3,000 yards in a career.
- Additionally, as he begins his final season in Austin just 208 rushing yards shy of 1,000 career yards, Swoopes could join Colt McCoy and Vince Young as the only three quarterbacks in school history to pass for 3,000 yards and rush for at least 1,000 in a career.

BOYETTE MENTORING YOUNG DEFENSIVE LINE

- Senior Paul Boyette (Humble, Texas) has embraced the role of mentor for this 2016 Longhorns squad. A veteran with 30 career games under his belt, Boyette has been through both the ups and downs during his college career.
- An integral position to the Longhorns having success in 2016 will be the defensive line, where Texas welcomed six freshmen. Boyette, along with Bryce Cottrell, are the only two seniors on the Longhorns' defensive line. Additionally, just two juniors (Poona Ford and Naashon Hughes) and two sophomores (Chris Nelson and Charles Omenihu) round out a group of defensive linemen expected to contribute to the Longhorns this season.

EVANS SET TO MAKE RETURN TO FIELD

- Sixth-year senior Sheroid Evans has been looking forward to Sunday night's game against Notre Dame for quite some time. A native of Sugar Land, Texas, Evans hasn't played in a game since tearing his ACL for the first time in a game on Oct. 3, 2013.
- In what will end up being 1,068 days in between games played, Evans tore his ACL for a second time, earned his first degree in applied learning and development and is currently pursuing a second degree in textiles and apparel with plans to open his own clothing line after college.

TEXAS BY THE NUMBERS

- 3** Three Longhorns were named freshman All-Americans in 2015, tied for most in the country with Alabama.
- 10** Texas started 10 true freshmen during the 2015 season, a school record.
- 11** A Longhorn has appeared in 11 straight Super Bowls dating back to the 2006 season, tied for the longest streak in school history.
- 21** Texas enters the 2016 season with 21 players weighing in at over 300 pounds, including 10 in the 2016 class.
- 28** Senior quarterback Tyrone Swoopes begins the season just 28 passing yards shy of becoming the 13th quarterback in school history to pass for 3,000 career yards.
- 33** Of the Longhorns' 40 touchdowns scored in 2015, 33 of the 40 (82.5%) came from players returning in 2016.
- 49** Texas enters the 2016 season with 49 career 1,000-yard rushers in school history. That numbers gives the Longhorns the ninth-most 1,000-yard rushers in college football history. Additionally, Texas' 18 2,000-yard rushers puts them in a tie for eighth all-time.

NOTABLE PERFORMANCES

300 Yard Passing Games

Tyrone Swoopes, Sr. (2)

Yards	Att-Comp	Game
334	27-44	vs. Oklahoma (10/11/14)
305	24-33	at Oklahoma St. (11/15/14)

Jerrod Heard, So. (1)

Yards	Att-Comp	Game
364	20-31	vs. Cal (9/19/15)

100 Yard Rushing Games

D'Onta Foreman, Jr. (4)

Yards	Rushes	Game
157	12	vs. Kansas (11/7/15)
147	18	at WVU (11/14/15)
117	9	vs. Oklahoma (10/10/15)
112	18	at TCU (10/3/15)

Jerrod Heard, So. (2)

Yards	Rushes	Game
163	24	at California (9/19/15)
115	21	vs. Oklahoma (10/10/15)

Chris Warren III, So. (2)

Yards	Rushes	Game
276	25	vs. Texas Tech (11/26/15)
106	28	at Baylor (12/5/15)

100 Yard Receiving Games

John Burt, So. (1)

Yards	Receptions	Game
113	4	vs. Kansas (11/7/15)



TEXAS' RECORD WHEN...

	2016	Strong Era
Overall	0-0	11-14
Big 12	0-0	9-9
Non-conference	0-0	2-5
Home	0-0	6-7
Away	0-0	4-4
Neutral	0-0	1-3
Current streak	W1	
Current home streak	L1	
Current road streak	W1	
Day game	0-0	5-6
Night Game	0-0	6-8
TV game	0-0	11-14
ABC	0-0	1-3
NBC	0-0	0-1
ESPN	0-0	1-3
ESPNU	0-0	0-1
FOX	0-0	1-2
FOX Sports 1	0-0	4-4
LHN	0-0	4-0
August	0-0	1-0
September	0-0	2-5
October	0-0	3-5
November	0-0	4-3
December	0-0	1-1
vs. Top 25 teams	0-0	3-8
vs. un-ranked teams	0-0	8-6
On artificial surface	0-0	10-11
On natural grass	0-0	1-3
Scoring first	0-0	11-3
Opponent scores first	0-0	0-11
Leading after 1st quarter	0-0	10-1
Tied after 1st quarter	0-0	0-2
Trailing after 1st quarter	0-0	1-11
Leading at halftime	0-0	10-2
Trailing at halftime	0-0	0-11
Tied at halftime	0-0	1-1
Leading after 3rd quarter	0-0	10-1
Trailing after 3rd quarter	0-0	0-12
Tied after 3rd quarter	0-0	1-1
Overtime	0-0	0-0
Scoring 20 points or less	0-0	0-10
Scoring 20-29	0-0	11-4
Scoring 30+ points	0-0	6-2
Allowing 20 points or less	0-0	0-0
Allowing 21 points or more	0-0	2-13
Outgaining opponent	0-0	7-3
Outgained by opponent	0-0	4-11
With 100-yard rusher	0-0	6-4
Allow 100-yard rusher	0-0	5-7
With 300-yard passer	0-0	2-2
Allow 300-yard passer	0-0	1-3
No turnovers	0-0	4-2
Less than three turnovers	0-0	10-10
Three or more turnovers	0-0	0-4
No takeaways	0-0	0-6
Three or more takeaways	0-0	6-2
Win turnover margin	0-0	10-3
Tie turnover margin	0-0	1-2
Lose turnover margin	0-0	0-9
Win time of possession	0-0	6-6
Lose time of possession	0-0	5-8
Game decided by 1-9	0-0	3-4
Game decided by 10-19	0-0	3-2
Game decided by 20+	0-0	5-8

HAINES A GAME-CHANGER IN THE SECONDARY

- Senior safety Dylan Haines has proven to be a playmaker in the Longhorns' defensive secondary throughout his career. Haines has played in 24 games, starting 23 (including the first 11 last season).
- Haines, a native of Lago Vista, Texas, enters the 2016 season with nine career interceptions and 200 career return yards. His 200 career return yards are second-most in school history, just 61 yards behind Chris Carter (1993-96).
- Haines, a five-time member of the Big 12 Commissioner's Honor Roll, was named to the preseason watch list for both the Senior Bowl and Lott IMPACT Trophy.

Top Return Yards

NAME	YRS	YARDS
Chris Carter	1993-96	261
Dylan Haines	2013-PR	200
Derrick Johnson	2001-04	195
Bobby Dillon	1949-51	190
Derrick Hatchett	1977-80	166
Michael Huff	2002-05	162

BURT BLAZING ON THE FIELD AND TRACK

- Sophomore wide receiver John Burt had a standout freshman season on both the football field for Coach Charlie Strong and on the track for Coach Mario Sategna.
- Burt was named the 12th-fastest player in college football as part of the NFL.com "16 for '16" series.
- A native of Tallahassee, Fla., Burt was the Longhorns' leading receiver in 2015, catching 28 passes for 457 yards and two touchdowns. He started all 12 games a season ago for UT.
- On the track, Burt finished second in the 110m Hurdles at the Big 12 Championships and qualified for NCAA Championships in Eugene, Ore.
- Burt was one of five who also play football at their respective FBS schools to qualify for the NCAA Championships. He was one of just two freshmen to qualify in the 24-person field.

LONGHORNS COMPETE IN BATTLE FOR THE BELTS

- All summer long, every program in college football goes through an intense and rigorous strength and conditioning program to prepare for the upcoming season. This summer, Longhorns' head coach for strength and conditioning Pat Moorer decided to add a fun twist to Texas' summer strength and conditioning program.
- Each week throughout the summer, Texas would compete in the Battle for the Belts. Three different weight classes - lightweight, middleweight and heavyweight - would crown a winner each Friday throughout the summer.
- In total, six weekly belts were awarded throughout the summer to each of the three weightclasses.
- The lightweight belt was won by Sheroid Evans three times and freshman Brandon Jones twice. The middleweight belt was won by Naashon Hughes three times and Andrew Beck twice, while Tristan Nickelson (four wins) dominated the heavyweight competition for much of the summer.

Battle for the Belts


WEEK	LIGHT	MIDDLE	HEAVY
Wk1	Sheroid Evans	Tyrone Swoopes	Chris Nelson
Wk2	Sheroid Evans	Naashon Hughes	Paul Boyette
Wk3	Sheroid Evans	Naashon Hughes	Tristan Nickelson
Wk4	P.J. Locke	Andrew Beck	Tristan Nickelson
Wk5	Brandon Jones	Andrew Beck	Tristan Nickelson
Wk6	Brandon Jones	Naashon Hughes	Tristan Nickelson

FOREMAN, WARREN A POWERFUL DUO

- Junior D'Onta Foreman and sophomore Chris Warren III are Texas' top two running backs entering the 2016 season. They will be joined by the likes of sophomore Kirk Johnson and freshman Kyle Porter in the running back rotation for the Longhorns.
- Last season, Foreman and Warren combined to rush for 1,151 yards and nine touchdowns on just 166 combined carries. As a team in 2015, Texas rushed for 2,698 yards and 27 touchdowns. It was the most rushing yards a Longhorns' team had registered in a season since having 2,698 in 2007.

NCAA ALL-TIME WINNINGEST PROGRAMS

VICTORIES						WINNING PERCENTAGE							
RK	TEAM	YEARS	WINS	LOSSES	TIES	PCT.	RK	TEAM	YEARS	WINS	LOSSES	TIES	PCT.
1.	Michigan	136	925	331	36	.730	1.	Notre Dame	127	892	313	42	.732
2.	Notre Dame	127	892	313	42	.732	2.	Michigan	136	925	331	36	.730
3.	TEXAS	123	886	353	33	.710	3.	Boise State	48	417	159	2	.723
4.	Nebraska	126	880	368	40	.699	4.	Ohio State	126	875	320	53	.722
5.	Ohio State	126	875	320	53	.722	5.	Oklahoma	121	861	319	53	.720
6.	Alabama	121	864	326	43	.718	6.	Alabama	121	864	326	43	.718
7.	Oklahoma	121	861	319	53	.720	7.	TEXAS	123	886	353	33	.710
8.	Penn State	129	856	382	41	.685	8.	USC	122	813	333	54	.700
9.	Tennessee	119	820	371	53	.680	9.	Nebraska	126	880	368	40	.699
10.	USC	122	813	333	54	.700	10.	Tennessee	119	820	371	53	.680



THREE NAMED TO SENIOR BOWL WATCH LIST

- Three Longhorn seniors were named to the Senior Bowl watch list on Tuesday, Aug. 23. DT Paul Boyette Jr., S Dylan Haines and OG Kent Perkins were all named to the preseason list.
- Since the game began in 1950, 66 Longhorns have played in the premier senior collegiate football postseason game. Nine of those 66 players are still active on NFL rosters heading into the 2016 campaign.

JEFFERSON LOOKING TO FOLLOW UP IMPRESSIVE FRESHMAN CAMPAIGN

- Malik Jefferson was named the Big 12 Conference's Freshman Defensive Player of the Year in 2015, following a season where he finished second on the team with 61 tackles. Jefferson also finished fourth with 7.0 tackles for loss, first with six quarterback pressures and added a forced fumble and a fumble recovery which he returned to the end zone for a touchdown.
- Heading into the 2016 season, Jefferson has been recognized as a preseason All-American by both Sporting News and Sports Illustrated, as well as being named the Big 12 Preseason Defensive Player of the Year.
- Additionally, Jefferson was named to the preseason watch lists for the Bednarik Award, Nagurski Trophy, Butkus Award and Walter Camp Award.

PERKINS PROVIDING SENIOR LEADERSHIP ALONG OFFENSIVE LINE

- Senior Kent Perkins (Dallas, Texas) has embraced his role as a leader for the Longhorns in 2016, especially along the offensive line. Texas is tasked with replacing two starters from last season.
- Perkins, who has played right guard during camp, has the ability to play both guard and tackle. He will be joined by returning starters Connor Williams (12 starts) and Patrick Vahe (10 starts). Both returning freshman All-Americans are expected to anchor the left side of the line for the Longhorns.

LONGHORNS LOOKING FOR MORE EXPLOSIVE OFFENSE IN 2016

- Texas had no shortage of fireworks offensively a season ago, as the Longhorns compiled 196 plays of more than 10 yards and 89 total 'explosive' plays. An explosive play is characterized as a play of 20-or-more yards.
- Of the 56 explosive plays to come on offense, 18 of them went for touchdowns last season.
- Four of the top five players from last season in the explosive play category return for the Longhorns in 2016. Jerrod Heard (25 plays of 10-or-more yards), D'Onta Foreman (21), Tyrone Swoopes (16) and Chris Warren III (12) are all back.

WIDE RECEIVERS EXPECT INCREASED PRODUCTION IN 2016

- In each of Sterlin Gilbert's four years as an offensive coordinator, his offenses have passed for at least 3,600 yards - a drastic change from Texas' 1,751 yards through the air a season ago.
- Texas has just two receivers returning - John Burt (28) and Armanti Foreman (11) - who caught more than 10 passes a season ago. No Texas receiver had more than Burt's 457 yards and two touchdowns in the passing game, either.
- Under Gilbert, offenses have totaled 129 passing touchdowns in four years. Last season, the Longhorns had just nine.
- At Tulsa last season, five receivers caught more than 25 passes while two eclipsed the 1,000-yard mark. At Bowling Green in 2014, six players caught 27-or-more passes while three went over 650 yards receiving. In his two years at Eastern Illinois, before that two players went over 1,300 yards receiving in his second season, while nine players caught 30-or-more passes during his two seasons.

LONGHORNS IN THE NFL

NAME	TEAM
Sam Acho	Chicago Bears
Chykie Brown	Cincinnati Bengals
Malcolm Brown	Los Angeles Rams
Malcom Brown	New England Patriots
Carrington Byndom	Baltimore Ravens
Jamaal Charles	Kansas City Chiefs
Phil Dawson	San Francisco 49ers
Quandre Diggs	Detroit Lions
Marquise Goodwin	Buffalo Bills
Michael Griffin	Minnesota Vikings
Donald Hawkins	Carolina Panthers
Jordan Hicks	Philadelphia Eagles
Tony Hills	New Orleans Saints
Trey Hopkins	Cincinnati Bengals
Lamarr Houston	Chicago Bears
Derrick Johnson	Kansas City Chiefs
Marcus Johnson	Philadelphia Eagles
Colt McCoy	Washington Redskins
Henry Melton	Denver Broncos
Roy Miller	Jacksonville Jaguars
Alex Okafor	Arizona Cardinals
Brian Orakpo	Tennessee Titans
Adrian Phillips	San Diego Chargers
Cedric Reed	Miami Dolphins
Hassan Ridgeway	Indianapolis Colts
Keenan Robinson	New York Giants
Brian Robison	Minnesota Vikings
Jaxon Shipley	Arizona Cardinals
Geoff Swaim	Dallas Cowboys
Duke Thomas	Houston Texans
Earl Thomas	Seattle Seahawks
Mykkele Thompson	New York Giants
Justin Tucker	Baltimore Ravens
Kenny Vaccaro	New Orleans Saints
Fozzy Whittaker	Carolina Panthers
Aaron Williams	Buffalo Bills
Jerry Gray	Minnesota Vikings
Richard Hightower	Chicago Bears
Kyle Shanahan	Atlanta Falcons

FUTURE SCHEDULES

2017
 Sept. 2 _____ MARYLAND
 Sept. 9 _____ UCF
 Sept. 16 _____ at USC

2018
 Sept. 1 _____ at Maryland
 Sept. 15 _____ USC

2019
 Aug. 31 _____ LOUISIANA TECH
 Sept. 7 _____ LSU
 TBA _____ at Rice

2020
 Sept. 5 _____ USF
 Sept. 12 _____ at LSU

2021
 Sept. 11 _____ at Arkansas
 TBA _____ RICE

2022
 Sept. 3 _____ at USF
 Sept. 17 _____ OHIO STATE


2023
 Sept. 16 _____ at Ohio State
 TBA _____ RICE

2024
 Aug. 31 _____ at Michigan
 Sept. 7 _____ USF

2027
 Sept. 4 _____ MICHIGAN

**All future opponents and game dates are subject to change*





THE STRONG FILE

Hometown _____ Batesville, Ark.
 High School _____ Batesville
 College _____ Central Arkansas '82
 Year in coaching _____ 34th
 Wife _____ Vicki
 Children _____ Tory, Hailee, Hope

STRONG YEAR BY YEAR

at Texas

Year	Position	Record	Bowl
2015	Head Coach	5-7	None
2014	Head Coach	6-7	Texas
Overall		11-14	

at Louisville

Year	Position	Record	Bowl
2013	Head Coach	12-1	Russell Athletic
2012	Head Coach	11-2	Sugar
2011	Head Coach	7-6	Belk
2010	Head Coach	7-6	Beef O'Bradys
Overall		37-15	

at Florida

Year	Position	Record	Bowl
2009	Assoc. HC/DC/LB		BCS
2008	Assoc. HC/DC/LB		Capital One
2007	Asst. HC/Co-DC/LB		BCS
2006	Asst. HC/Co-DC/LB		Outback
2005	Asst. HC/Co-DC/LB		
2004	Def. Coordinator/DE	0-1	Peach*
2003	Def. Coordinator/DE		Outback
1994	Asst. HC/Defensive Tackles		Sugar
1993	Defensive Ends		Sugar
1992	Defensive Ends		Gator
1991	Defensive Ends		Sugar
1989	Outside Linebackers		Freedom
1988	Outside Linebackers		
1984	Graduate Assistant		
1983	Graduate Assistant		Gator

*Served as interim head coach

at South Carolina

Year	Position	Record	Bowl
2002	Def. Coordinator		Outback
2001	Def. Coordinator		Outback
2000	Def. Coordinator		
1999	Def. Coordinator		

at Notre Dame

Year	Position	Record	Bowl
1998	Defensive Line		Gator
1997	Defensive Line		Independence
1996	Defensive Line		
1995	Defensive Line		Orange

at Mississippi

Year	Position	Record	Bowl
1990	Wide Receivers		Gator

at Southern Illinois

Year	Position	Record	Bowl
1987	Wide Receivers		
1986	Wide Receivers		

at Texas A&M

Year	Position	Record	Bowl
1985	Graduate Assistant		Cotton

Career Record _____ 48-30 (.615)
Bowl Record _____ 3-3 (.500)



Charlie Strong

Head Coach

3rd Season at Texas

A two-time conference coach of the year and the architect of a revitalized University of Louisville program that posted at least 11 wins in each of his final two seasons, Charlie Strong is in his third year as the Texas head football coach. Strong, the 29th head coach in UT history, spent the previous four seasons as Louisville head coach, re-energizing a program that was coming off back-to-back losing seasons (5-7 in 2008, 4-8 in 2009) and a 15-21 record in the three years prior to his arrival. He amassed a 37-15 record, a pair of Big East Conference Championships (2011, 2012) and was named Big East Coach of the Year in both 2010 and 2012. He also led UofL to four straight bowl game appearances (3-1 record), including a victory over No. 4 Florida in the 2013 Allstate Sugar Bowl. Strong is the only coach in Louisville history to win three bowl games and prior to his arrival the Cards had won just six bowl games in the program's 100-year history.

At Texas, Strong is continuing the process of building the Longhorns. With back-to-back Top 10 recruiting classes and a 2015 true freshman class that featured three freshman All-Americans, three other players who earned honorable mention All-Big 12 honors, and 10 players who started a game, a young and talented nucleus has the Horns in position to return to prominence.

In addition to recruiting prowess, Strong has proven to be an exceptional developer of talent. Following the 2015 season, two of Strong's former players were drafted into the NFL, while eight others signed undrafted free agent contracts. Former Louisville defensive tackle Sheldon Rankins was selected 12th overall by the New Orleans Saints, while Texas DT Hassan Ridgeway was picked in the fourth round by the Indianapolis Colts.

Strong's Longhorns bring back 14 starters from a 2015 team that posted upsets of playoff participant No. 4 Oklahoma, and No. 13 Baylor last season. The team featured a dynamic running game that ranked 17th in the nation (224.8 ypg), a pressure defense that was fifth in the country in sacks per game (3.08), and a turnover margin that was tied for ninth best nationally (+11). In all, 12 players finished the season with All-Big 12 honors.

During 2014, Strong rallied the Longhorns from a 3-5 record to reach a bowl game despite the loss of two key starters on offense (QB David Ash, C Dominic Espinosa) and one on defense (DT Desmond Jackson) for nearly the entire season.

Texas ended the season with one of the better defenses in the nation, ranking 25th in the FBS in total yards allowed (348.5 per game), No. 11 in passing defense (184.2 ypg), No. 7 in yards allowed per play (4.68), 15th in passing efficiency defense (110.04 rating), tied for 11th in sacks (3.1 pg) and 31st in points allowed (23.8 pg).

A number of players earned individual honors in Strong's first season. Defensive tackle Malcom Brown was a finalist for both the Nagurski and Outland trophies, as well as becoming the 47th consensus All-American in school history. Brown and linebacker Jordan Hicks earned All-America honors. They were also among 10 players to secure All-Big 12 accolades.

Five players - Brown (first round to New England), Hicks (third round to Philadelphia), safety Mykkel Thompson (fifth round to NY Giants), cornerback Quandre Diggs (sixth round to Detroit) and tight end Geoff Swaim (seventh round to Dallas) - were selected in the 2015 NFL Draft. In addition, deep snapper Nate Boyer (Seattle), running back Malcolm Brown (St. Louis), wide receiver John Harris (Philadelphia), defensive end Cedric Reed (Buffalo) and wide receiver Jaxon Shipley (Arizona) signed as free agents after the draft and nine of Strong's former players at Louisville were chosen.

Malcom Brown became the fifth player under Strong to be drafted in the first round during his first two years at Texas. Louisville's DeVante Parker went in the first round (14th overall) to Miami in 2015. Last season, Louisville had three first round picks in safety Calvin Pryor (18th overall to New York Jets), defensive end Marcus Smith (26th overall to Philadelphia) and quarterback Teddy Bridgewater (32nd overall to Minnesota). Since 1995, Strong has coached 15 players selected in the first round and had 37 taken in the first four rounds.

During Strong's final two years, Louisville was the nation's fourth-winningest program, posting a 23-3 record (88.5 percent) and registering

bowl victories in consecutive seasons for the first time in school history. The Cardinals' 11-plus win seasons in 2012 and 2013 were the fourth and fifth in school history and the first back to back. Louisville finished among the nation's top 15 for a school-record second straight year. The Cardinals ended 2013 among the top 25 in both polls for just the ninth time in school history.

Featuring an explosive offense and stingy defense in 2013, the Cardinals ranked 15th in both the USA Today Coaches and Associated Press polls (also No. 18 in final BCS Standings) after compiling a 12-1 record, including a 7-1 mark in the American Athletic Conference, and capped the year with a 36-9 win over Miami (Fla.) in the Russell Athletic Bowl. Strong's squad racked up 554 total yards while holding the Hurricanes to just 174. It marked just the second 12-win season in school history (2006).

In 2013, the Cardinals led the nation in nine team categories: total defense (251.5 yards per game), rushing defense (80.7 ypg), third-down conversion defense (26.7 percent), sacks (3.31 per game), fewest passes intercepted (4), fewest turnovers lost (10), fewest first downs allowed (183), completion percentage (70.8) and punt-return defense (1.15 yards per return). UofL also ranked second in scoring defense (12.2 points per game), third-down conversions (56.0%), time of possession (33:49) and turnover margin (+1.3 pg), while placing in the top 10 in fewest yards allowed per play (third - 4.20), passing efficiency defense (fourth - 99.2 rating), passing yards allowed (fifth - 170.8 pg), tackles for loss (sixth - 7.8 pg), red-zone defense (fifth - 68.4%) and passing efficiency (third - 171.9 rating). Additionally, Louisville was one of only five schools to rank among the top 28 in the FBS in both total offense and defense, and one of just seven to rank among the top 25 in both scoring offense and defense. The Cards ranked 25th in scoring offense (35.2 ppg) and 28th in total offense (460.8 ypg).


Bridgewater, then a junior, was a finalist for the 2013 Manning Award and a semifinalist for both the Maxwell Award and Davey O'Brien Award. He threw for 3,970 yards and a school-record 31 TDs with only four interceptions and led the nation with a 71.0 completion percentage. On the defensive side of the ball, Smith was a Hendricks Award finalist and earned second-team All-America honors while leading the nation in sacks (1.1 per game/14). The Cardinals had 11 players earn All-American Athletic Conference honors in 2013.

In 2012, Louisville posted an 11-2 record, claimed a Big East Championship and finished the year ranked 13th in the BCS Standings, USA Today Coaches Poll and AP Poll. The Cards capped the year with a 33-23 upset win over the fourth-ranked Gators in the Allstate Sugar Bowl. Bridgewater was named Big East Player of the Year, ranked eighth in the nation in passing efficiency and helped the Cardinals finish No. 3 in the FBS in red-zone efficiency (93.0%), tied for sixth in turnovers lost (13), eighth in third-down conversions (49.7%) and 24th in passing offense (296.1 ypg). Defensively they ranked 16th in passing yards allowed (154.2 ypg), tied for 22nd in first downs yielded (18.2 pg) and 23rd in total yards allowed (340.3 ypg).

In Strong's first two seasons (2010-11), Louisville recorded identical 7-6 records, including appearances in the 2010 Beef 'O' Brady's Bowl and the 2011 Belk Bowl. After Louisville won a combined two league games in the two seasons prior to his arrival, Strong led the Cardinals to three Big East victories in 2010, and five in 2011. UofL won five of its last six games, including a win over nationally-ranked West Virginia to win a share of the Big East title and qualify for the Belk Bowl. Strong guided Bridgewater to Big East Rookie of the Year honors and freshman All-America accolades, while guard Jake Smith became the first Cardinal player to be named a FWAAs Freshman All-American.

Louisville defeated Southern Mississippi 31-28 in the 2010 Beef 'O' Brady's Bowl in St. Petersburg, Fla., after falling behind 14-0. The game capped one of the best turnaround in the FBS that season as the Cards increased their win total by three games from 2009. The Cardinals also improved in nearly every major statistical category from 2009 to 2010, including jumping from 65th to 14th in total defense, 65th to 18th in scoring defense, 42nd to ninth in passing defense, 58th to sixth in sacks, 84th to 52nd in rushing offense, 89th to 34th in rushing offense, 111th to tied for 63rd in scoring offense, 95th to 48th in passing efficiency, tied for 111th to 26th in sacks allowed and 77th to 44th in turnover margin.

Prior to Louisville, the veteran of 33 years in collegiate coaching built an impressive resume as an assistant coach, including 11 seasons as a



defensive coordinator in the SEC and four years as an assistant coach at Notre Dame. All totaled, Strong spent 15 seasons as an assistant at Florida during four stints, including seven years as the defensive coordinator, the last five of which were under current Ohio State head coach Urban Meyer. Strong was also on two of Lou Holtz's staffs, spending the first two years of his Fighting Irish tenure under the Hall of Fame coach, as well as four more as defensive coordinator at South Carolina. Strong was a finalist for the Broyles Award (nation's top assistant coach) three times.

Strong spent seven seasons as the defensive coordinator at the University of Florida under Meyer from 2005-09 and Ron Zook from 2003-04 where he helped the Gators win a pair of national titles – 2008 over Oklahoma and 2006 over Ohio State.

In that stretch, Strong coached 13 All-Americans, a National Defensive Player of the Year, a Jack Tatum Award winner, two SEC Defensive Freshmen of the Year, two Thorpe Award finalists, two Nagurski Trophy finalists and the 2008 Chevrolet Defensive Player of the Year. He also developed seven first-round NFL Draft picks and 18 players that were selected in the third round or higher.

In 2009, Strong guided one of the nation's top defensive units, finishing in the top six in four different statistical categories. UF was fourth in the nation in scoring defense (12.4 ppg), second in passing defense (152.8 ypg), fourth in total defense (252.6 ypg) and sixth in passing efficiency defense (96.1 rating) as the Gators went 13-1, including a trip to the SEC Championship game for the third time in Strong's tenure. Florida finished the season with a 51-24 win over Cincinnati in the Sugar Bowl and a No. 3 ranking in both polls. He was named a finalist for the Frank Broyles Award, given to the nation's top assistant coach, for the second straight year and is only the second three-time finalist in the history of the award. In Strong's position group, LB Brandon Spikes earned consensus first-team All-America honors and earned the second of his two Butkus Award finalist nods and was a finalist for the Bednarik Award, while CB Joe Haden also earned unanimous first-team All-America honors and was a Thorpe Award finalist.

In 2008, Strong's defense ranked in the top 20 nationally in 10 statistical categories, including a school-record tying 26 interceptions that also tied for the most in the country that season. UF's scoring defense showed the third-largest improvement from 2007 to 2008, finishing fourth in the nation by yielding only 12.9 points per game. The defense also ranked ninth in total defense (285.3 ypg), and third in pass efficiency defense (96.7 rating). Spikes preceded his consensus All-America honors from the previous year with unanimous honors and being named a finalist of the Lombardi and Butkus Awards under Strong. In the 2009 FedEx BCS National Championship Game versus Oklahoma, which entered the contest scoring a nation's best 54.0 ppg, the UF defense held Heisman-winning quarterback Sam Bradford and the Sooners to just 14 points and 363 total yards in a 24-14 win. The Gators ended the year with a 13-1 record and earned their second national title in three years. That came on the heels of a nine-win season in 2007 in which Florida finished No. 13 in the AP poll and No. 16 in the coaches poll with an appearance in the Capital One Bowl.

Under Strong's watch in the 2006 season, Florida set a BCS record for fewest yards allowed in the national title game, holding Ohio State to only 82 total yards. He guided a Gator defense that limited opponents to a SEC-best 72.5 rushing yards per game for the season, ranking fifth nationally, while rating sixth in the nation in total defense (255.4 ypg), sixth in scoring defense (13.5 ppg) and fourth in passing efficiency defense (98.31 rating). Safety Reggie Nelson earned first-team consensus All-America honors and was a Thorpe Award and Nagurski Trophy finalist, while the AP named CB Ryan Smith second-team All-America and LB Brandon Siler was on its third team.

The 2005 season saw Florida once again win nine games with the defense ranking in the top 10 in both total yards allowed (ninth/299.8 ypg) and rushing (10th/94.9 ypg). The Gators also ranked 18th in scoring defense at 18.8 ppg. UF defeated Iowa, 31-24, in the Outback Bowl and finished the season ranked 12th in the AP poll and 16th in the coaches poll.



In Strong's first two seasons (2003-04) the Gators finished 8-5 and 7-5, respectively. UF finished ranked in both seasons coming in at No. 24/25 in 2003 and No. 25 in the coaches poll in 2004. Strong made his first appearance as a head coach in the 2004 Peach Bowl in place of Zook. In 2003, CB Keivan Ratliff was a consensus first-team All-American and a finalist for the Thorpe Award, while being named SEC Defensive Player of the Year, while in 2004, Siler was the SEC Defensive Freshman of the Year.

From the 2003-09, Strong's defensive units at Florida allowed an average of 17.6 points per game, which ranked ninth in the country over that span. His stint as defensive coordinator marked his fourth tenure at Florida, including a stretch from 1991-94 in which he coached defensive ends (1991-93) and defensive tackles (1994) after coaching outside linebackers in 1988-89, and serving as a graduate assistant in 1983-84. He served as Florida's assistant head coach from 2005-07 and was the associate head coach in 2008-09.

Before returning to Florida for the fourth time, Strong received his first defensive coordinator assignment at the University of South Carolina under Holtz from 1999-2002. There, he earned his first finalist nod for the Broyles Award after he helped guide the Gamecocks to a top 20 national ranking in 2000, which he did twice while at South Carolina, peaking with a No. 13 final ranking in both polls in 2001. The 2000 squad ranked sixth in the country in scoring defense after yielding just 15.8 points per game, while the 2001 team finished 12th at 18.4 points per game. The 1999 team ranked 20th in the nation in total defense, allowing 307.7 ypg. The 2000 and 2001 seasons saw some of the highest achievements in South Carolina history to that point, ending in back-to-back Outback Bowl wins over Ohio State.

Outside of his time at Louisville, Florida, and South Carolina, Strong's career stops have included one season (1985) at Texas A&M as a graduate assistant before moving on to Southern Illinois as wide receivers coach from 1986-87, one season (1990) at Mississippi as wide receivers coach and four seasons (1995-98) as the defensive line coach at Notre Dame. The Fighting Irish registered a single-season school record 41.5 sacks in 1997.


A native of Batesville, Ark., Strong was a three-year letterwinner (1979-81) and three-time all-conference safety at Central Arkansas, which reached the NAIA Playoffs each of his final two seasons. He was also a two-time all-conference performer in track and field and graduated in 1982 with a bachelor's degree in education. Strong was inducted into the Central Arkansas Sports Hall of Fame in 2009. He and his wife, Vicki, have a son, Tory, and two daughters, Hailee and Hope.

STRONG RECORD BY OPPONENT


Opponent	Overall	At Texas
Arkansas#	0-1	0-1
Arkansas State	1-0	
Baylor	1-1	1-1
California	0-1	0-1
Central Florida	0-1	
Cincinnati	2-2	
Connecticut	3-1	
Eastern Kentucky	2-0	
Florida^	1-0	
Florida International	2-1	
Houston	1-0	
Iowa State	1-1	1-1
Kansas	2-0	2-0
Kansas State	1-1	1-1
Kentucky	3-1	
Marshall	0-1	
Memphis	2-0	
Miami (FL)*\$	1-1	
Missouri State	1-0	
Murray State	1-0	
North Carolina	1-1	
North Carolina State%	0-1	
Notre Dame	0-1	0-1
Ohio	1-0	
Oklahoma	1-1	1-1
Oklahoma State	1-1	1-1
Oregon State	0-1	
Pittsburgh	1-2	
Rice	1-0	1-0
Rutgers	4-0	
South Florida	3-1	
Southern Miss@	2-0	
Syracuse	2-1	
TCU	0-2	0-2
Temple	2-0	
Texas Tech	1-1	1-1
West Virginia	2-2	1-1
OVERALL	48-30	11-14
BOWL GAMES	3-3	0-1

#Played Arkansas in 2014 Texas Bowl
 *Played Miami (FL) in 2013 Russell Athletic Bowl
 ^Played Florida in 2013 Sugar Bowl
 %Played NC State in 2011 Belk Bowl
 @Played Southern Miss in 2010 Beef O'Bradys Bowl
 \$Played Miami in 2004 Peach Bowl (Interim Coach)

COACHING STAFF



Vance Bedford Def. Coordinator/Sec	Sterlin Gilbert Off. Coordinator/QB	Brick Haley Defensive Line	Brian Jean-Mary Linebackers	Clay Jennings Defensive Backs	Anthony Johnson Running Backs	Matt Mattox Offensive Line	Jeff Traylor TEs/Special Teams	Charlie Williams Wide Receivers
----------------------------------------------	-----------------------------------------------	--------------------------------------	---------------------------------------	-----------------------------------------	-----------------------------------------	--------------------------------------	------------------------------------------	-------------------------------------------



BIG 12 STANDINGS

Team	Conference	Overall
Oklahoma	8-1 (.889)	11-2
Oklahoma St.	7-2 (.777)	10-3
TCU	7-2 (.777)	11-2
Baylor	6-3 (.667)	10-3
West Virginia	4-5 (.444)	8-5
Texas Tech	4-5 (.444)	7-6
Texas	4-5 (.444)	5-7
Kansas St.	3-6 (.333)	6-7
Iowa St.	2-7 (.222)	3-9
Kansas	0-9 (.000)	0-12

*Standings as of: 2015 season



ON THIS DATE
in Texas Football History
(3-1)

Year	Opponent	Result
2016	Notre Dame	6:30/ABC
2010	at Rice (Houston)	W, 34-17
2004	North Texas	W, 65-0
1999	Stanford	W, 69-17
1993	at #10 Colorado	L, 14-36

THIS WEEK
In The Big 12 Conference

FRIDAY, SEPTEMBER 2

Time	Matchup	TV
6:30p	Baylor vs. Northwestern State	FSN
8:00p	Kansas State at Stanford	FS1

SATURDAY, SEPTEMBER 3

Time	Matchup	TV
11:00a	Oklahoma at Houston	ABC
11:00a	West Virginia vs. Missouri	FS1
2:30p	Oklahoma St. vs. SE Louisiana	FSN
6:00p	Kansas vs. Rhode Island	ESPN3
7:00p	Iowa State vs. Northern Iowa	Cyclones.TV
7:00p	Texas Tech vs. Stephen F. Austin	FSN
7:00p	TCU vs. South Dakota State	FSN

SUNDAY, SEPTEMBER 4

Time	Matchup	TV
6:30	Texas vs. Notre Dame	ABC



NOTRE DAME FIGHTING IRISH (0-0)

Date	Opponent	Time/Result
Sept. 4	at Texas	6:30
Sept. 10	NEVADA	2:30
Sept. 17	MICHIGAN STATE	6:30
Sept. 24	DUKE	2:30
Oct. 1	vs. Syracuse	TBA
Oct. 8	at NC State	TBA
Oct. 15	STANFORD	6:30
Oct. 29	MIAMI	3:30
Nov. 5	vs. Navy (Jacksonville)	10:30 am
Nov. 12	vs. Army (San Antonio)	2:30
Nov. 19	VIRGINIA TECH	2:30
Nov. 26	at USC	TBA



UTEP MINERS (0-0)

Date	Opponent	Time/Result
Sept. 3	NEW MEXICO STATE	5:00
Sept. 10	at Texas	6:00
Sept. 17	ARMY	6:00
Sept. 24	SOUTHERN MISS	6:00
Oct. 1	at Louisiana Tech	6:00
Oct. 8	FLORIDA INTERNATIONAL	7:00
Oct. 22	at UTSA	6:00
Oct. 29	OLD DOMINION	7:00
Nov. 5	HOUSTON BAPTIST	7:00
Nov. 12	at Florida Atlantic	5:00
Nov. 19	at Rice	11:00 am
Nov. 26	NORTH TEXAS	TBA



CALIFORNIA GOLDEN BEARS (1-0)

Date	Opponent	Time/Result
Aug. 26	vs. Hawaii (Sydney)	W, 51-31
Sept. 10	at San Diego State	9:30
Sept. 17	TEXAS	9:30
Sept. 24	at Arizona State	TBA
Oct. 1	UTAH	TBA
Oct. 8	at Oregon State	TBA
Oct. 21	OREGON	9:30
Oct. 27	at USC	9:30
Nov. 5	WASHINGTON	TBA
Nov. 12	at Washington State	TBA
Nov. 19	STANFORD	TBA
Nov. 26	UCLA	TBA



OKLAHOMA ST COWBOYS (0-0, 0-0)

Date	Opponent	Time/Result
Sept. 3	SOUTHEASTERN LOUISIANA	2:30
Sept. 10	CENTRAL MICHIGAN	11:00 am
Sept. 17	PITTSBURGH	2:30
Sept. 24	at Baylor	TBA
Oct. 1	TEXAS	TBA
Oct. 8	IOWA STATE	TBA
Oct. 22	at Kansas	TBA
Oct. 29	WEST VIRGINIA	TBA
Nov. 5	at Kansas State	TBA
Nov. 12	TEXAS TECH	TBA
Nov. 19	at TCU	TBA
Dec. 3	at Oklahoma	TBA



OKLAHOMA SOONERS (0-0, 0-0)

Date	Opponent	Time/Result
Sept. 3	at Houston	11:00 am
Sept. 10	LOUISIANA MONROE	6:00
Sept. 17	OHIO STATE	6:30
Oct. 1	at TCU	TBA
Oct. 8	vs. Texas (Dallas)	TBA
Oct. 15	KANSAS STATE	TBA
Oct. 22	at Texas Tech	TBA
Oct. 29	KANSAS	TBA
Nov. 3	at Iowa State	6:30
Nov. 12	BAYLOR	TBA
Nov. 19	at West Virginia	TBA
Dec. 3	OKLAHOMA STATE	TBA



IOWA ST CYCLONES (0-0, 0-0)

Date	Opponent	Time/Result
Sept. 3	NORTHERN IOWA	7:00
Sept. 10	at Iowa	6:30
Sept. 17	at TCU	11:00 am
Sept. 24	SAN JOSE STATE	11:00 am
Oct. 1	BAYLOR	TBA
Oct. 8	at Oklahoma State	TBA
Oct. 15	at Texas	TBA
Oct. 29	KANSAS STATE	TBA
Nov. 3	OKLAHOMA	6:30
Nov. 12	at Kansas	TBA
Nov. 19	TEXAS TECH	TBA
Nov. 26	WEST VIRGINIA	TBA



KANSAS ST WILDCATS (0-0, 0-0)

Date	Opponent	Time/Result
Sept. 2	at Stanford	8:00
Sept. 17	FLORIDA ATLANTIC	1:30
Sept. 24	MISSOURI STATE	6:10
Oct. 1	at West Virginia	TBA
Oct. 8	TEXAS TECH	TBA
Oct. 15	at Oklahoma	TBA
Oct. 22	TEXAS	TBA
Oct. 29	at Iowa State	TBA
Nov. 5	OKLAHOMA STATE	TBA
Nov. 19	at Baylor	TBA
Nov. 26	KANSAS	TBA
Dec. 3	at TCU	TBA



BAYLOR BEARS (0-0, 0-0)

Date	Opponent	Time/Result
Sept. 2	NORTHWESTERN STATE	6:30
Sept. 10	SMU	2:30
Sept. 16	at Rice	7:00
Sept. 24	OKLAHOMA STATE	TBA
Oct. 1	at Iowa State	TBA
Oct. 15	KANSAS	TBA
Oct. 29	at Texas	TBA
Nov. 5	TCU	TBA
Nov. 12	at Oklahoma	TBA
Nov. 19	KANSAS STATE	TBA
Nov. 25	vs. Texas Tech (Arlington)	TBA
Dec. 3	at West Virginia	TBA



TEXAS TECH RED RAIDERS (0-0, 0-0)

Date	Opponent	Time/Result
Sept. 3	STEPHEN F. AUSTIN	7:00
Sept. 10	at Arizona State	9:00
Sept. 17	LOUISIANA TECH	6:00
Sept. 29	KANSAS	7:30
Oct. 8	at Kansas State	TBA
Oct. 15	WEST VIRGINIA	TBA
Oct. 22	OKLAHOMA	TBA
Oct. 29	at TCU	TBA
Nov. 5	TEXAS	TBA
Nov. 12	at Oklahoma State	TBA
Nov. 19	at Iowa State	TBA
Nov. 25	vs. Baylor (Arlington)	TBA



WEST VIRGINIA MOUNTAINEERS (0-0, 0-0)

Date	Opponent	Time/Result
Sept. 3	MISSOURI	11:00 am
Sept. 10	YOUNGSTOWN STATE	1:00
Sept. 24	vs. BYU (Landover, Md.)	TBA
Oct. 1	KANSAS STATE	TBA
Oct. 15	at Texas Tech	TBA
Oct. 22	TCU	TBA
Oct. 29	at Oklahoma State	TBA
Nov. 5	KANSAS	TBA
Nov. 12	at Texas	TBA
Nov. 19	OKLAHOMA	TBA
Nov. 26	at Iowa State	TBA
Dec. 3	BAYLOR	TBA



KANSAS JAYHAWKS (0-0, 0-0)


Date	Opponent	Time/Result
Sept. 3	RHODE ISLAND	6:00
Sept. 10	OHIO	1:30
Sept. 17	at Memphis	11:00 am
Sept. 29	at Texas Tech	7:30
Oct. 8	TCU	TBA
Oct. 15	at Baylor	TBA
Oct. 22	OKLAHOMA STATE	TBA
Oct. 29	at Oklahoma	TBA
Nov. 5	at West Virginia	TBA
Nov. 12	IOWA STATE	TBA
Nov. 19	TEXAS	TBA
Nov. 29	at Kansas State	TBA



TCU HORNED FROGS (0-0, 0-0)

Date	Opponent	Time/Result
Sept. 3	SOUTH DAKOTA STATE	7:00
Sept. 10	ARKANSAS	6:00
Sept. 17	IOWA STATE	11:00 am
Sept. 23	at SMU	7:00
Oct. 1	OKLAHOMA	TBA
Oct. 8	at Kansas	TBA
Oct. 22	at West Virginia	TBA
Oct. 29	TEXAS TECH	TBA
Nov. 5	at Baylor	TBA
Nov. 19	OKLAHOMA STATE	TBA
Nov. 25	at Texas	2:30
Dec. 3	KANSAS STATE	TBA

*all times listed are central | home games listed in ALL CAPS



MEDIA POLICIES

UT ON THE INTERNET/SOCIAL MEDIA

WEBSITE: www.TexasSports.com

TWITTER: @Longhorn_FB

INSTAGRAM: @LonghornsFootball

Up-to-date information on the football team is available on the football page at www.TexasSports.com. Quotes from news conferences, releases, feature stories and game notes will be available. You can also follow on Twitter and Instagram for the most updated content and information.

WEEKLY NEWS CONFERENCE

A weekly news conference with head coach Charlie Strong is held at 11 a.m. Central Monday on the ninth floor of Belmont Hall (west side of Darrell K Royal-Texas Memorial Stadium). Select players are available following Strong. Longhorn Network airs live from 11 a.m. to noon. Strong's portion of the news conference is also streamed live on TexasSports.com.

BIG 12 CONFERENCE CALL

Head coach Charlie Strong participates in the Big 12 Conference's weekly coaches conference call each Monday from 9:50-10:00 a.m. Central. Contact Big 12 associate media relations director Joni Lehmann at (469) 524-1000 or joni@Big12sports.com for the access number.

MEDIA AVAILABILITY

Practices are closed to the public and media. There will be post-practice media availability on Tuesday and a Wednesday afternoon session at the Moncrief Athletics Complex, though the best time for interviews is during the Monday news conference which begins at 11 a.m. Central on the ninth floor of Belmont Hall (west side of Darrell K Royal-Texas Memorial Stadium). Interview inquiries should be sent to Associate AD for Media Relations John Bianco (john.bianco@athletics.utexas.edu).

POSTGAME

The Texas locker room is closed. Postgame interviews at home will be conducted in the Moncrief Athletics Complex. Interviews on the road will be conducted at a designated area. **NO INTERVIEWS ARE TO BE CONDUCTED ON THE FIELD FOLLOWING THE GAME.** After a 10-minute cooling off period, players and coaches will be escorted to the interview area. Failure to abide by this rule will result in termination of credential.

VIDEO CLIPS

Video requests should be sent to Joe Hernandez in the athletics media relations office (joe.hernandez@athletics.utexas.edu or 512-471-8373).

CREDENTIALS

Requests may be submitted at utcredentials.com.

PHOTOGRAPHY

Action shots of UT coaches and student-athletes can be requested by contacting the UT Athletics Photography Department at 512-471-6573 or photo@athletics.utexas.edu.

LONGHORN IMG RADIO NETWORK

For complete coverage of Texas Longhorns football, tune into the Longhorn IMG Radio Network. **Craig Way** (play-by-play), **Roger Wallace** (color) and **Quan Cosby** (sideline) call the action. Longhorn Weekly, Charlie Strong's one-hour radio show, airs Thursdays on the radio network.

Abilene	_____	KKHR-FM	_____	106.3
Alpine	_____	KVLF-AM	_____	1240
Amarillo	_____	KGNC-AM	_____	710
Austin *^	_____	KTXX-FM	_____	104.9
Austin	_____	KOKE-FM	_____	99.3
Austin	_____	KTAE-FM	_____	105.3
Austin	_____	KTAE-AM	_____	1490
Austin	_____	KLGO-FM	_____	98.5
Austin	_____	KLGO-AM	_____	1260
Big Spring	_____	KBTS-AM	_____	1490
Bonham	_____	KFYN-AM	_____	1420
Carthage	_____	KGAS-AM	_____	1590
Carthage	_____	KGAS-FM	_____	104.3
Corpus Christi	_____	KEYS-AM	_____	1440
Crockett	_____	KIVY-FM	_____	92.7
Dallas	_____	KRLD-AM	_____	1080
Del Rio	_____	KWMC-AM	_____	1490
El Paso	_____	KROD-AM	_____	600
Fort Stockton	_____	KFST-AM	_____	860
Henderson	_____	KWRD-AM	_____	1470
Houston	_____	KBME-AM	_____	790
Liberty	_____	KSHN-FM	_____	99.9
Livingston	_____	KETX-FM	_____	92.3
Malakoff	_____	KLVO-AM/FM	_____	1410
Malakoff	_____	KLVO-FM	_____	94.5
Marble Falls	_____	KBAY-FM	_____	103.9
Marshall	_____	KMHT-AM	_____	1450
Marshall	_____	KMHT-FM	_____	103.9
Orange	_____	KOGT-AM	_____	1600
Paris	_____	KFYN-FM	_____	104.3
Rusk/Jacksonville	_____	KTLU-AM	_____	1580
San Angelo	_____	KKSA-AM	_____	1260
San Antonio	_____	WOAI-AM	_____	1200
Temple	_____	KTEM-AM	_____	1400
Tyler/Longview	_____	KTBB-AM	_____	600

^Flagship; * Longhorn Weekly Show Affiliate



SPANISH LANGUAGE BROADCAST

The Longhorn IMG Radio Network offers Cadena Deportiva, a Spanish language radio broadcast of Texas football games. It can be heard in Austin on KTXH-HD2 97.1 FM.



SATELLITE RADIO

Sunday night's broadcast can be heard on Sirius XM Channel 84.

USE OF AUDIO/VIDEO IN COVERAGE


Any accredited media entity collecting "video or audio materials" (film, traditional video or audio, digital video or audio, photos, etc.) from University of Texas Athletics events (games, practices, post-practice/postgame interviews and press conferences) may use that material only for traditional television newscasts, web-based or print coverage (see note below regarding policy on game video on web), or other electronic transmission as approved by The University in writing, with a limitation of up to three (3) minutes in length from any single event. That three (3)-minute package may contain no more than two (2) minutes of game highlights. Its usage must be only as supporting video/audio for a reported story and not simply as rebroadcast/streamed highlights or interview sessions. Accredited media entities may not offer any live video, audio or other coverage of the event (or tape delay rebroadcast coverage in its entirety) without the advance written permission of The University of Texas athletics department. Video is for news usage only and may not be sponsored or sold. This policy includes all games, matches, practices and events involving any of Texas' athletics programs. It includes all media events — press conferences, pre/post-practice interviews and pre/post-game interviews.

NOTE REGARDING USE OF GAME VIDEO: Policy permits entities to use up to two (2) minutes of video on air (whether taken from the network feed or shot themselves) or on the entity's website. Reports and features must be filed postgame and not during the game. If a game/event is contracted to a network television partner, all highlights may remain on a website no longer than 48 hours following the game/event's conclusion. Highlights may not be used via social media platforms except as a link back to the website/URL hosting the highlights.

EXCEPTION: With advance written permission from the UT Athletics department, media entities will be permitted to shoot and rebroadcast the Charlie Strong portion of the Longhorns weekly Monday press conferences in its entirety. Video from that 20-minute press conference can be used for either over the air rebroadcast or web postings. Live distribution of the weekly Monday press conference is not permitted. If posted on a website, it must be removed 48 hours after the conclusion of the press conference.

COLLEGE PRESS BOX

Collegepressbox.com is the official media website for Division I football. Access and download weekly game notes, quotes, statistics, media guides, headshots, logos and more for each conference and its member schools. Apply for access at www.collegepressbox.com/password.




ALPHABETICAL ROSTER

NAME	NO	POS
Allsup, Austin	69	OL
Anderson, Alex	63	OL
Aucoin, Peyton	88	TE
Beck, Andrew	47	TE
Becker, Mitchell	38	P
Bernard, Roderick	27	RB
Bluiett, Caleb	42	TE
Bonney, John	24	CB
Boyd, Demarco	36	LB
Boyd, Kris	2	CB
Boyette Jr., Paul	93	DT
Brown, Chris	15	DB
Buechele, Shane	16	QB
Burt, John	1	WR
Carr, Trevor	33	DB
Center, Matt	83	TE
Christmas, D'Andre	98	DL
Cole, Timothy	30	LB
Coppens, Jon	35	PK
Cottrell, Bryce	91	DE
Covey, Josh	29	WR
Cuffee, Eric	26	DB
Cuney, Terrell	51	OL
Curtis, Davion	84	WR
Daniels, Chris	99	DL
Davis, Antwan	25	CB
Davis, Davante	9	CB
Delance, Jean	74	OL
Dickson, Michael	13	P
Domingue, Trent	17	PK
Durst, Jarmarquis	28	DB
Duvernay, Devin	80	WR
Duvernay, Donovan	27	DB
Elliott, DeShon	4	S
Elliott, Jordan	55	DL
Evans, Sheroid	29	CB
Fehr, Chris	89	TE
Fitzgerald, Andrew	48	DL
Ford, Poona	95	DT
Foreman, Armanti	3	WR
Foreman, D'Onta	33	RB
Forisha, Caden	38	DB
Fowler, Erick	41	OLB
Freeman, Edwin	35	LB
Gonzalez, David	87	DE
Gonzalez, Eric	36	WR
Graf, Garrett	54	OL
Gray, Garrett	87	WR
Greenwood, Jimmy	17	QB
Hafley, Trenton	40	RB
Hager, Breckyn	44	LB
Haines, Dylan	14	S
Hall, Jason	31	S
Harper, Jay	42	LB
Heard, Jerrod	13	WR
Hemphill-Mapps, Reggie	82	WR
Hildebrand, John Thomas	83	WR
Hill, Holton	5	DB
Hodges, Brandon	58	OL
Holbrook, Jak	53	DS
Holtz, Trey	15	QB
Houston, Tristian	41	RB
Hrcir, Kyle	31	LB
Hudson, Patrick	73	OL
Huffman, Connor	27	DB
Hughes, Naashon	40	DE
Humphrey, Lil'Jordan	81	WR
Imade, Tope	67	OL
Jefferson, Malik	46	LB
Joe, Lorenzo	5	WR

NUMERICAL ROSTER

NO	NAME	POS	HT	WT	CL-EX	HOMETOWN (PREVIOUS SCHOOL)
1	Burt, John	WR	6-3	189	So.-1L	Tallahassee, Fla. (Lincoln)
2	Boyd, Kris	CB	6-1	190	So.-1L	Gilmer, Texas (Gilmer)
3	Foreman, Armanti	WR	5-11	205	Jr.-2L	Texas City, Texas (Texas City)
4	Elliott, DeShon	S	6-1	202	So.-1L	Rockwall, Texas (Rockwall-Heath)
5	Hill, Holton	DB	6-2	195	So.-1L	Houston, Texas (Lamar)
5	Joe, Lorenzo	WR	6-3	204	Jr.-2L	Abilene, Texas (Cooper)
8	Leonard, Dorian	WR	6-4	200	Jr.-2L	Longview, Texas (Longview)
9	Davis, Davante	CB	6-2	197	So.-1L	Miami, Fla. (Booker T. Washington)
11	Locke III, P.J.	S	5-10	200	So.-1L	Beaumont, Texas (Central)
11	Vinklarek, Logan	QB	6-2	232	Jr.-SQ	La Grange, Texas (La Grange/Blinn [Texas] JC)
11	Warrick, Jacorey	WR	5-11	173	Sr.-2L	Houston, Texas (Cypress Falls)
13	Dickson, Michael	P	6-2	209	So.-1L	Sydney, Australia (Kirrawee)
13	Heard, Jerrod	WR	6-3	201	So.-1L	Denton, Texas (Guyer)
14	Haines, Dylan	S	6-1	200	Sr.-2L	Lago Vista, Texas (Lago Vista)
14	Locksley, Kai	WR	6-4	198	Fr.-RS	Washington, D.C. (Gilman School)
15	Brown, Chris	DB	5-9	194	Fr.-HS	Houston, Texas (Elsik)
15	Holtz, Trey	QB	6-2	187	Sr.-1L	Tampa, Fla. (H.B. Plant)
16	Buechele, Shane	QB	6-1	191	Fr.-HS	Arlington, Texas (Lamar)
17	Domingue, Trent	PK	6-2	170	Sr.-GR	Mandeville, La. (St. Paul's/LSU)
17	Greenwood, Jimmy	QB	6-3	184	Jr.-SQ	Houston, Texas (Kinkaid)
18	Swoopes, Tyrone	QB	6-4	249	Sr.-2L	Whitewright, Texas (Whitewright)
18	Vaccaro, Kevin	S	5-8	188	Sr.-3L	Brownwood, Texas (Brownwood)
19	Jones, Brandon	DB	5-11	192	Fr.-HS	Nacogdoches, Texas (Nacogdoches)
19	Merrick, Matthew	QB	6-3	195	Fr.-RS	Dallas, Texas (Cistercian Prep)
21	Porter, Kyle	RB	5-9	208	Fr.-HS	Katy, Texas (Katy)
23	McCulloch, Jeffrey	LB	6-2	241	Fr.-HS	Houston, Texas (Davis)
23	Strickland, Jordan	DB	5-10	157	So.-SQ	Aurora, Colo. (Cherokee Trail)
24	Bonney, John	CB	6-1	192	So.-1L	Houston, Texas (Lamar)
25	Davis, Antwan	CB	6-1	193	Jr.-2L	Bastrop, Texas (Bastrop)
25	Warren III, Chris	RB	6-2	252	So.-1L	Rockwall, Texas (Rockwall)
26	Cuffee, Eric	DB	5-10	195	Fr.-HS	Waco, Texas (Waco)
27	Bernard, Roderick	RB	5-9	175	Jr.-2L	Houston, Texas (Sharpstown)
27	Duvernay, Donovan	DB	5-9	185	Fr.-HS	Sachse, Texas (Sachse)
27	Huffman, Connor	DB	5-9	168	Jr.-SQ	Arlington, Texas (Arlington)
28	Durst, Jarmarquis	DB	6-2	190	Jr.-TR	Conroe, Texas (Oak Ridge/Tarleton State)
28	Johnson, Kirk	RB	6-1	202	So.-1L	San Jose, Calif. (Valley Christian)
29	Covey, Josh	WR	6-1	200	Fr.-RS	Georgetown, Texas (East View)
29	Evans, Sheroid	CB	6-1	194	Sr.-3L	Sugar Land, Texas (Fort Bend Dulles)
30	Cole, Timothy	LB	6-1	239	Sr.-3L	Brenham, Texas (Brenham)
30	Yoder, Tim	RB	5-9	190	So.-SQ	Plano, Texas (Plano)
31	Hall, Jason	S	6-3	216	Jr.-2L	Grand Prairie, Texas (South Grand Prairie)
31	Hrcir, Kyle	LB	6-1	200	Fr.-HS	San Antonio, Texas (Johnson)
32	Roach, Malcolm	OLB	6-2	263	Fr.-HS	Baton Rouge, La. (Madison Prep)
33	Carr, Trevor	DB	5-10	198	Fr.-HS	Tyler, Texas (Lee)
33	Foreman, D'Onta	RB	6-1	249	Jr.-2L	Texas City, Texas (Texas City)
35	Coppens, Jon	PK	6-1	198	Fr.-RS	Double Oak, Texas (Nolan Catholic)
35	Freeman, Edwin	LB	6-1	228	So.-1L	Arlington, Texas (Bowie)
36	Boyd, Demarco	LB	5-11	245	Fr.-HS	Gilmer, Texas (Gilmer)
36	Gonzalez, Eric	WR	5-7	172	Fr.-HS	Weslaco, Texas (Weslaco)
37	Moore, Evan	PK	6-3	198	So.-SQ	Aubrey, Texas (Aubrey)
37	Tseng, Johnny	LB	6-1	211	Sr.-SQ	Lolita, Texas (Industrial)
38	Becker, Mitchell	P	6-2	188	Jr.-SQ	League City, Texas (Clear Creek)
38	Forisha, Caden	DB	5-8	160	Fr.-HS	Hutto, Texas (Hutto)
39	Pequeno, Edward	LB	6-2	227	Fr.-HS	McAllen, Texas (Memorial)
39	Poujol, Michael David	DS	6-3	215	Fr.-HS	Houston, Texas (Memorial)
40	Hafley, Trenton	RB	5-9	192	So.-SQ	Wichita Falls, Texas (Burnet)
40	Hughes, Naashon	DE	6-4	237	Jr.-2L	Harker Heights, Texas (Harker Heights)
41	Fowler, Erick	OLB	6-1	240	Fr.-HS	Manor, Texas (Manor)
41	Houston, Tristian	RB	5-11	220	Fr.-RS	Galena Park, Texas (North Shore)
42	Bluiett, Caleb	TE	6-3	257	Sr.-3L	Beaumont, Texas (West Brook)
42	Harper, Jay	LB	5-11	241	So.-SQ	Houston, Texas (Stratford)
43	Townsend, Cameron	LB	6-1	214	Fr.-RS	Missouri City, Texas (Ridge Point)
44	Willis, Robert	TE	6-2	233	Jr.-HS	Dripping Springs, Texas (Dripping Springs)
44	Hager, Breckyn	LB	6-3	227	So.-1L	Austin, Texas (Westlake)
44	Vasser, Quincy	TE	6-4	239	Sr.-1L	Nyack, N.Y. (Navarro CC/Hargrave/Nyack)
45	Wheeler, Anthony	LB	6-2	228	So.-1L	Dallas, Texas (Skyline)
46	Jefferson, Malik	LB	6-3	238	So.-1L	Mesquite, Texas (Poteet)
47	Beck, Andrew	TE	6-3	253	Jr.-2L	Tampa, Fla. (Plant)
48	Fitzgerald, Andrew	DL	6-5	252	Fr.-HS	Flower Mound, Texas (Marcus)
49	Sims, Matthew	P	6-3	188	Jr.-SQ	Dallas, Texas (Lovejoy)
51	Cuney, Terrell	OL	6-2	303	So.-SQ	Jasper, Texas (Jasper)



NUMERICAL ROSTER


NO	NAME	POS	HT	WT	CL-EX	HOMETOWN (PREVIOUS SCHOOL)
53	Holbrook, Jak	DS	5-10	204	So.-SQ	Austin, Texas (McCallum)
54	Graf, Garrett	OL	6-2	298	Jr.-SQ	Grand Prairie, Texas (South Grand Prairie)
55	Elliott, Jordan	DL	6-4	318	Fr.-HS	Houston, Texas (Westside)
55	Williams, Connor	OL	6-6	288	So.-1L	Coppell, Texas (Coppell)
56	Shackelford, Zach	OL	6-3	290	Fr.-HS	Belton, Texas (Belton)
58	Hodges, Brandon	OL	6-4	310	Jr.-RS	Aberdeen, Miss. (Aberdeen/East Mississippi CC)
59	Welsh, Michael	OL	6-2	285	So.-SQ	Houston, Texas (Strake Jesuit)
61	Mercado, Alex	DT	5-11	300	Sr.-SQ	San Antonio, Texas (Brennan)
62	Ojeaga, Patrick	DT	6-1	297	So.-SQ	McAllen, Texas (McAllen Memorial)
63	Anderson, Alex	OL	6-3	299	So.-SQ	New Orleans, La. (Landry-Walker)
64	McMillon, Jake	OL	6-3	300	So.-1L	Abilene, Texas (Abilene)
67	Imade, Tope	OL	6-4	322	Fr.-HS	Arlington, Texas (Bowie)
68	Lopez, Frank	OL	6-1	332	Sr.-SQ	Eagle Pass, Texas (Winn)
69	Allsup, Austin	OL	6-2	288	So.-SQ	Austin, Texas (Lorena)
70	Major, Buck	OL	6-6	327	Fr.-RS	Huntsville, Texas (Huntsville)
71	Urquidez, J.P.	OL	6-6	300	Fr.-HS	Copperas Cove, Texas (Copperas Cove)
72	Rodriguez, Elijah	OL	6-5	295	So.-1L	Houston, Texas (Cypress Creek)
73	Hudson, Patrick	OL	6-5	325	Fr.-HS	Silsbee, Texas (Silsbee)
74	Delance, Jean	OL	6-5	309	Fr.-HS	Mesquite, Texas (North Mesquite)
75	Nickelson, Tristan	OT	6-9	322	Jr.-1L	League City, Texas (Clear Falls/Fork Union/Navarro CC)
76	Perkins, Kent	OG/OT	6-5	320	Sr.-2L	Dallas, Texas (Lake Highlands)
77	Vahe, Patrick	OL	6-3	320	So.-1L	Eules, Texas (Trinity)
78	Okafor, Denzel	OL	6-3	302	Fr.-HS	Lewisville, Texas (Lewisville)
79	Thomas, Garrett	OL	6-6	293	Fr.-RS	Many, La. (Many)
80	Whiteley, Blake	TE	6-5	242	Jr.-SQ	Vancouver, BC, Canada (West Vancouver/Arizona Western CC)
80	Duvernay, Devin	WR	5-11	195	Fr.-HS	Sachse, Texas (Sachse)
81	Humphrey, Lil'Jordan	WR	6-4	222	Fr.-HS	Grapevine, Texas (Southlake Carroll)
81	Roberts, Ryan	WR	6-6	196	Jr.-SQ	Austin, Texas (Hyde Park)
82	Hemphill-Mapps, Reggie	WR	6-1	173	Fr.-HS	Houston, Texas (Manvel)
82	Wilson, Michael	TE	6-4	222	So.-SQ	Arlington, Texas (Arlington Martin)
83	Center, Matt	TE	6-2	224	Jr.-SQ	Llano, Texas (Llano)
83	Hildebrand, John Thomas	WR	5-10	175	Fr.-HS	Houston, Texas (Episcopal)
84	Curtis, Davion	WR	6-1	174	Fr.-HS	Temple, Texas (Temple)
85	Johnson, Collin	WR	6-6	212	Fr.-HS	San Jose, Calif. (Valley Christian)
85	Moeller, Philipp	WR	5-10	179	So.-SQ	Plano, Texas (Plano)
86	Oliver, Jake	WR	6-3	215	Jr.-1L	Dallas, Texas (Jesuit)
87	Gonzalez, David	DE	6-5	238	Jr.-HS	Chicago, Ill. (Mount Carmel)
87	Gray, Garrett	WR	6-4	220	So.-1L	Marble Falls, Texas (Marble Falls)
88	Aucoin, Peyton	TE	6-4	243	Fr.-HS	Metairie, La. (Brother Martin)
88	Templin, Ty	WR	6-1	193	Sr.-1L	Granbury, Texas (Trinity Valley)
89	Fehr, Chris	TE	6-3	236	So.-SQ	Austin, Texas (McNeil)
90	Omenihu, Charles	DE	6-6	254	So.-1L	Rowlett, Texas (Rowlett)
91	Cottrell, Bryce	DE	6-2	260	Sr.-3L	Plano, Texas (Plano West)
93	Boyette Jr., Paul	DT	6-3	317	Sr.-2L	Humble, Texas (Humble)
94	Wilbon, Gerald	DL	6-2	329	Fr.-HS	St. Rose, La. (Destrehan)
95	Ford, Poona	DT	5-11	303	Jr.-2L	Hilton Head, S.C. (Hilton Head)
96	Southall, Marcel	DL	6-2	327	Fr.-HS	Dallas, Texas (Duncanville)
97	Nelson, Chris	DT	6-1	297	So.-1L	Lakeland, Fla. (Victory Christian)
98	Christmas, D'Andre	DL	6-1	313	Fr.-HS	New Orleans, La. (St. Augustine)
99	Daniels, Chris	DL	6-2	335	Fr.-HS	Eules, Texas (Trinity)

ALPHABETICAL ROSTER

NAME	NO	POS
Johnson, Collin	85	WR
Johnson, Kirk	28	RB
Jones, Brandon	19	DB
Leonard, Dorian	8	WR
Locke III, P.J.	11	S
Locksley, Kai	14	WR
Lopez, Frank	68	OL
Major, Buck	70	OL
McCulloch, Jeffrey	23	LB
McMillon, Jake	64	OL
Mercado, Alex	61	DT
Merrick, Matthew	19	QB
Moeller, Philipp	85	WR
Moore, Evan	37	PK
Nelson, Chris	97	DT
Nickelson, Tristan	75	OT
Ojeaga, Patrick	62	DT
Okafor, Denzel	78	OL
Oliver, Jake	86	WR
Omenihu, Charles	90	DE
Pequeno, Edward	39	LB
Perkins, Kent	76	OG/OT
Porter, Kyle	21	RB
Poujol, Michael David	39	DS
Roach, Malcolm	32	OLB
Roberts, Ryan	81	WR
Rodriguez, Elijah	72	OL
Shackelford, Zach	56	OL
Sims, Matthew	49	P
Southall, Marcel	96	DL
Strickland, Jordan	23	DB
Swoopes, Tyrone	18	QB
Templin, Ty	88	WR
Thomas, Garrett	79	OL
Townsend, Cameron	43	LB
Tseng, Johnny	37	LB
Urquidez, J.P.	71	OL
Vaccaro, Kevin	18	S
Vahe, Patrick	77	OL
Vasser, Quincy	44	TE
Vinklerek, Logan	11	QB
Warren III, Chris	25	RB
Warrick, Jacorey	11	WR
Welsh, Michael	59	OL
Wheeler, Anthony	45	LB
Whiteley, Blake	80	TE
Wilbon, Gerald	94	DL
Williams, Connor	55	OL
Willis, Robert	43	TE
Wilson, Michael	82	WR
Yoder, Tim	30	RB

Pronunciations

Peyton Aucoin	OH-kwin	Jarmarquis Durst	Jar-MAR-keece	Jeffrey McCulloch	mick-CULL-ock
Caleb Bluiett	BLU-eh-t	Devin Duvernay	DOO-ver-nay	Patrick Ojeaga	oh-gee-AH-gah
John Bonney	BAHN-ee	Donovan Duvernay	DOO-ver-nay	Charles Omenihu	oh-MEN-ah-hoo
Paul Boyette Jr.	boy-EHT	Sheroid Evans	shur-OD	Michael David Poujol	POU-zhol
Shane Buechele	boo-SHELL	Armanti Foreman	AH-mahn-tee	J.P. Urquidez	yer-KEE-dez
Bryce Cottrell	cuh-TRELL	D'Onta Foreman	dee-ON-tay	Kevin Vaccaro	vuh-CAR-oh
Eric Cuffee	CUH-fee	Jerrold Heard	JAH-rod	Patrick Vahe	vah-HAY
Terrell Cuney	CUE-nee	Tristian Houston	TRIST-en	Logan Vinklerek	VIN-clark
Davion Curtis	DAY-vee-on	Naashon Hughes	NAY-shon		
Antwuan Davis	AN-twahn	Tope Imade	TOH-pay ih-MAHD-eh		
Jean Delance	JEEN duh-LANCE	Kai Locksley	kigh		




2015 STARTERS (GAME-BY-GAME)

OFFENSE	WR (H)	WR (Z)	TE (Y)	LT	LG	C	RG	RT	WR (X)	QB	TB
at Notre Dame	M. Johnson	Burt	Beck	Williams	Flowers	Doyle	Vahe	Perkins	A. Foreman	Swoopes	Gray
Rice	D. Johnson	Burt	Beck	Williams	Flowers	Doyle	Vahe	Perkins	A. Foreman	Heard	Gray
Cal	D. Johnson	Burt	Beck	Williams	Flowers	Doyle	Vahe	Perkins	A. Foreman	Heard	Gray
Oklahoma State	D. Johnson	Burt	Beck	Williams	Flowers	Doyle	Vahe	Perkins	A. Foreman	Heard	Gray
at TCU	D. Johnson	Burt	Beck	Williams	Flowers	Doyle	Vahe	Hutchins	M. Johnson	Heard	Gray
vs. Oklahoma	Joe	Burt	Beck	Williams	Flowers	Doyle	Vahe	Nickelson	M. Johnson	Heard	Gray
Kansas State	D. Johnson	Burt	Beck	Williams	Flowers	Doyle	Vahe	Perkins	M. Johnson	Heard	Gray
at Iowa State	D. Johnson	Burt	Beck	Williams	Flowers	Doyle	Vahe	Perkins	M. Johnson	Heard	Gray
Kansas	D. Johnson	Burt	Beck	Williams	Nickelson	Doyle	Vahe	Perkins	M. Johnson	Heard	Gray
at West Virginia	Bluiett (TE)	Burt	Beck	Williams	Flowers	Doyle	Vahe	Perkins	A. Foreman	Heard	Gray
Texas Tech	D. Johnson	Burt	De La Torre (FB)	Williams	Flowers	Doyle	Perkins	Nickelson	M. Johnson	Heard	Warren III
at Baylor	De La Torre (FB)	Burt	Bluiett	Williams	Flowers	Doyle	Perkins	Hutchins	A. Foreman	Swoopes	Warren III

DEFENSE	DE	DT (NOSE)	DT	FOX END	SLB	MLB	CB	NICKEL	FS	SS	CB
at Notre Dame	S. Davis	Jackson	Ford	Hughes	Jinkens	Jefferson	Bonney	Thomas	Hall	Haines	A. Davis
Rice	S. Davis	Jackson	Ford	Hughes	Jinkens	Jefferson	Bonney	Thomas	Hall	Haines	A. Davis
Cal	S. Davis	Jackson	Ford	Hughes	Jinkens	Jefferson	Bonney	Thomas	Hall	Haines	A. Davis
Oklahoma State	S. Davis	Boyette	Ridgeway	Hughes	Jinkens	Jefferson	Bonney	Thomas	Hall	Haines	A. Davis
at TCU	Cottrell	Boyette	Ridgeway	Hughes	Jinkens	Jefferson	Hill	Thomas	Hall	Haines	A. Davis
vs. Oklahoma	Cottrell	Boyette	Ridgeway	Hughes	Jinkens	Jefferson	Hill	Thomas	Hall	Haines	Bonney
Kansas State	Cottrell	Boyette	Ridgeway	Hughes	Jinkens	Jefferson	Thomas	Wheeler (WLB)	Hall	Haines	Hill
at Iowa State	Cottrell	Ford	Ridgeway	Hughes	Jinkens	Cole	D. Davis	Thomas	Hall	Haines	Hill
Kansas	Cottrell	Jackson	Ridgeway	Hughes	Jinkens	Cole	D. Davis	Thomas	Hall	Haines	Hill
at West Virginia	Cottrell	Jackson	Ridgeway	Hughes	Jinkens	Jefferson	D. Davis	Thomas	Hall	Haines	Hill
Texas Tech	Cottrell	Boyette	Ridgeway	Hughes	Jinkens	Jefferson	D. Davis	Thomas	Bonney (CB)	Haines	Hill
at Baylor	Cottrell	Boyette	Ford	Hughes	Wheeler	Cole	D. Davis	Thomas	Hall	Locke	Hill

2016 RETURNERS' PARTICIPATIONS/STARTS

Player	Career Games	Career Starts	Consec Games	Consec Starts	Player	Career Games	Career Starts	Consec Games	Consec Starts	Player	Career Games	Career Starts	Consec Games	Consec Starts
Kyle Ashby, DS	25	0	12	0	Dylan Haines, S	24	23	0	0	Jacorey Warrick, WR	23	0	0	0
Andrew Beck, TE	25	12	25	0	Jason Hall, S	24	18	18	1	Anthony Wheeler, LB	12	2	12	1
Roderick Bernard, RB	16	0	9	0	Jerrold Heard, QB	12	10	12	0	Connor Williams, OL	12	12	12	12
Caleb Bluiett, TE	33	2	12	1	Holton Hill, DB	12	8	12	8					
John Bonney, CB	12	6	12	0	Trey Holtz, QB	11	0	4	0					
Kris Boyd, CB	12	0	12	0	Naashon Hughes, DE	25	19	25	12					
Paul Boyette Jr., DT	30	6	26	2	Malik Jefferson, LB	11	9	0	0					
John Burt, WR	12	12	12	12	Lorenzo Joe, WR	25	1	25	0					
Matt Center, TE	1	0	1	0	Kirk Johnson, RB	6	0	0	0					
Timothy Cole, LB	31	4	9	1	Dorian Leonard, WR	18	0	12	0					
Bryce Cottrell, DE	32	8	13	8	Jake McMillon, OL	12	0	12	0					
Terrell Cuney, OL	1	0	0	0	Chris Nelson, DT	8	0	2	0					
Antwuan Davis, CB	21	5	12	0	Tristan Nickelson, OL	9	3	9	0					
Davante Davis, CB	12	5	12	5	Jake Oliver, WR	8	0	6	0					
Michael Dickson, P	12	0	12	0	Charles Omenihu, DE	12	0	12	0					
DeShon Elliott, S	7	0	7	0	Kent Perkins, OL	29	24	6	6					
Sheroid Evans, CB	27	0	0	0	Elijah Rodriguez, OL	7	0	0	0					
Poona Ford, DT	21	5	19	1	Tyrone Swoopes, QB	30	14	9	1					
Armanti Foreman, WR	22	6	4	1	Ty Templin, WR	13	0	0	0					
D'Onta Foreman, RB	17	0	0	0	Kevin Vaccaro, S	31	0	1	0					
Edwin Freeman, LB	6	0	3	0	Patrick Vahe, OL	10	10	0	0					
Garrett Gray, TE	5	0	4	0	Quincy Vasser, DE	8	0	5	0					
Breckyn Hager, LB	9	0	4	0	Chris Warren III, RB	8	2	3	2					



2015 SCHEDULE & RESULTS

RECORD: 5-7 (4-5 BIG 12)
HOME: 3-3 ROAD: 1-4 NEUTRAL: 1-0

DATE	UT RANK	OPPONENT	W/L	SCORE	ATT
Sept. 5		at #11 Notre Dame	L	3-38	80,785
Sept. 12		RICE	W	42-28	86,458
Sept. 19		CALIFORNIA	L	44-45	91,568
Sept. 26		#24 OKLAHOMA STATE *	L	27-30	87,073
Oct. 3		at #3 TCU *	L	7-50	48,694
Oct. 10		vs. #10 Oklahoma *+	W	24-17	91,546
Oct. 24		KANSAS STATE *	W	23-9	88,283
Oct. 31		at Iowa State *	L	0-24	53,616
Nov. 7		KANSAS *	W	59-20	92,529
Nov. 14		at West Virginia *	L	20-38	56,736
Nov. 26		TEXAS TECH *	L	45-48	94,299
Dec. 5		at #12 Baylor *	W	23-17	48,093

* Big 12 Conference game // + Cotton Bowl (Dallas)

ATTENDANCE

Total	12 games	919,690 (76,640 avg.)
Home	6 games	540,210 (90,035 avg.)
Road	5 games	287,934 (57,587 avg.)
Neutral	1 game	91,546 (91,546 avg.)

RUSHING

NAME	G	ATT	YDS	AVG	TD	LONG
Foreman, D'Onta	10	95	681	7.2	5	93
Heard, Jerrod	12	139	556	4.0	3	45
Gray, Johnathan	11	123	489	4.0	3	46
Warren III, Chris	8	71	470	6.6	4	91
Swoopes, Tyrone	11	74	451	6.1	12	46
Johnson, Kirk	6	8	44	5.5	0	32
Johnson, Daje	11	6	28	4.7	0	9
Holtz, Trey	10	2	10	5.0	0	10
McNeal, DeAndre	9	1	9	9.0	0	9
Foreman, Armanti	10	2	2	1.0	0	2
Davis, Gaston	1	1	1	1.0	0	1
Burt, John	12	1	-2	-2.0	0	0
TEAM	12	6	-41	-6.8	0	0
Total	12	529	2698	5.1	27	93
Opponents	12	583	2630	4.5	21	74

PASSING

NAME	G	C-ATT-INT	PCT	YDS	TD	EFFIC
Heard, Jerrod	12	92-159-5	57.9	1214	5	126.09
Swoopes, Tyrone	11	47-93-1	50.5	537	4	111.08
Total	12	139-252-6	55.2	1751	9	120.55
Opponents	12	229-382-13	59.9	2801	24	135.47

TEAM TOTALS

	TEXAS	OPPONENTS
SCORING	317	364
Points Per Game	26.4	30.3
Points Off Turnovers	235	165
FIRST DOWNS	202	306
Rushing	123	147
Passing	69	137
Penalty	10	22
RUSHING YARDAGE	2698	2630
Yards gained rushing	3061	2998
Yards lost rushing	363	368
Rushing Attempts	529	583
Average Per Rush	5.1	4.5
Average Per Game	224.8	219.2
TDs Rushing	27	21
PASSING YARDAGE	1751	2801
Comp-Att-Int	139-252-6	229-382-13
Average Per Pass	6.9	7.3
Average Per Catch	12.6	12.2
Average Per Game	145.9	233.4
TDs Passing	9	24
TOTAL OFFENSE	4449	5431
Total Plays	781	965
Average Per Play	5.7	5.6
Average Per Game	370.8	452.6
KICK RETURNS: #-Yards	47-929	12-316
PUNT RETURNS: #-Yards	23-279	13-50
INT RETURNS: #-Yards	13-239	6-22
KICK RETURN AVERAGE	19.8	26.3
PUNT RETURN AVERAGE	12.1	3.8
INT RETURN AVERAGE	18.4	3.7
FUMBLES-LOST	14-8	23-12
PENALTIES-Yards	77-709	71-578
Average Per Game	59.1	48.2
PUNTS-Yards	77-3179	65-2572
Average Per Punt	41.3	39.6
Net punt average	39.1	33.7
KICKOFFS-Yards	63-3973	71-4233
Average Per Kick	63.1	59.6
Net kick average	39.4	40.2
TIME OF POSSESSION/Game	27:07	32:53
3RD-DOWN Conversions	61/172	84/190
3rd-Down Pct	35%	44%
4TH-DOWN Conversions	6/15	9/17
4th-Down Pct	40%	53%
SACKS BY-Yards	37-247	32-212
MISC YARDS	0	30
TOUCHDOWNS SCORED	40	46
FIELD GOALS-ATTEMPTS	13-17	14-19
ON-SIDE KICKS	1-3	1-1
RED-ZONE SCORES	(30-34) 88%	(47-51) 92%
RED-ZONE TOUCHDOWNS	(20-34) 59%	(35-51) 69%
PAT-ATTEMPTS	(38-39) 97%	(44-44) 100%
TURNOVER MARGIN	+11 (25 gained, 14 lost)	

SCORE BY QUARTER

	1st	2nd	3rd	4th	OT	TOTAL
TEXAS	95	64	69	89	0	317
Opponents	86	94	96	88	0	364



RECEIVING

NAME	G	NO	YDS	AVG	TD	LONG
Johnson, Daje	11	37	415	11.2	1	54
Burt, John	12	28	457	16.3	2	84
Johnson, Marcus	10	12	130	10.8	1	47
Foreman, Armant	10	11	182	16.5	2	40
Bluiett, Caleb	12	8	167	20.9	2	57
Beck, Andrew	12	8	77	9.6	0	22
Gray, Johnathan	11	6	84	14.0	0	26
Warrick, Jacore	6	6	35	5.8	0	21
Foreman, D'Onta	10	5	64	12.8	0	22
Warren III, C.	8	5	13	2.6	0	9
Joe, Lorenzo	12	4	73	18.2	1	37
Newsome, Ryan	7	4	23	5.8	0	8
De La Torre, Al	11	3	24	8.0	0	13
Bernard, Roderi	11	1	4	4.0	0	4
Heard, Jerrod	12	1	3	3.0	0	3
Total	12	139	1751	12.6	9	84
Opponents	12	229	2801	12.2	24	66

ALL-PURPOSE

NAME	G	RUSH	REC	PUNT RET	KO RET	IR	TOTAL	YPG
Johnson, Daje	11	28	415	224	528	0	1195	108.6
Foreman, D'Onta	10	681	64	0	25	0	770	77.0
Gray, Johnathan	11	489	84	0	18	0	591	53.7
Heard, Jerrod	12	556	3	0	0	0	559	46.6
Warren III, C.	8	470	13	0	0	0	483	60.4
Burt, John	12	-2	457	0	0	0	455	37.9
Swoopes, Tyrone	11	451	0	0	0	0	451	41.0
Boyd, Kris	12	0	0	0	185	0	185	15.4
Foreman, Armant	10	2	182	0	0	0	184	18.4
Bluiett, Caleb	12	0	167	0	0	0	167	13.9
Newsome, Ryan	7	0	23	0	110	0	133	19.0
Johnson, Marcus	10	0	130	0	0	0	130	13.0
Thomas, Duke	12	0	0	55	23	29	107	8.9
Haines, Dylan	11	0	0	0	0	102	102	9.3
Beck, Andrew	12	0	77	0	8	0	85	7.1
Joe, Lorenzo	12	0	73	0	0	0	73	6.1
Johnson, Kirk	6	44	0	0	20	0	64	10.7
Hall, Jason	12	0	0	0	0	52	52	4.3
Warrick, Jacore	6	0	35	0	12	0	47	7.8
Hill, Holton	12	0	0	0	0	41	41	3.4
De La Torre, Al	11	0	24	0	0	0	24	2.2
Holtz, Trey	11	10	0	0	0	0	10	0.9
Hager, Breckyn	9	0	0	0	0	10	10	1.1
McNeal, DeAndre	10	9	0	0	0	0	9	0.9
Elliott, DeShon	7	0	0	0	0	5	5	0.7
Bernard, Roderi	11	0	4	0	0	0	4	0.4
Davis, Gaston	1	1	0	0	0	0	1	1.0
TEAM	11	-41	0	0	0	0	-41	-3.7
Total	12	2698	1751	279	929	239	5896	491.3
Opponents	12	2630	2801	50	316	22	5849	487.4

TOTAL OFFENSE

NAME	G	PLAYS	RUSH	PASS	YDS	YPG
Heard, Jerrod	12	298	556	1214	1770	147.5
Swoopes, Tyrone	11	167	451	537	988	89.8
Foreman, D'Onta	10	95	681	0	681	68.1
Gray, Johnathan	11	123	489	0	489	44.5
Warren III, C.	8	71	470	0	470	58.8
Johnson, Kirk	6	8	44	0	44	7.3
Johnson, Daje	11	6	28	0	28	2.5
Holtz, Trey	11	2	10	0	10	0.9
McNeal, DeAndre	10	1	9	0	9	0.9
Foreman, Armant	10	2	2	0	2	0.2
Davis, Gaston	1	1	1	0	1	1.0
Burt, John	12	1	-2	0	-2	-0.2
TEAM	11	6	-41	0	-41	-3.7
Total	12	781	2698	1751	4449	370.8
Opponents	12	965	2630	2801	5431	452.6

PUNTING

NAME	G	NO	YDS	AVG.	TB	I20	BLK	LONG
Dickson, Michael	12	77	3179	41.3	63	6	32	19
Total	12	77	3179	41.3	63	6	32	19
Opponents	12	65	2572	39.6	58	5	11	32

KICK RETURNS

NAME	NO	YDS	AVG	TD	LONG
Johnson, Daje	22	528	24.0	0	54
Boyd, Kris	9	185	20.6	0	36
Newsome, Ryan	6	110	18.3	0	23
Thomas, Duke	2	23	11.5	0	24
Johnson, Kirk	2	20	10.0	0	10
Gray, Johnathan	2	18	9.0	0	13
Warrick, Jacore	1	12	12.0	0	12
Vasser, Quincy	1	0	0.0	0	0
Foreman, D'Onta	1	25	25.0	0	25
Beck, Andrew	1	8	8.0	0	8
Total	47	929	19.8	0	54
Opponents	12	316	26.3	0	46

PUNT RETURNS


NAME	NO	YDS	AVG	TD	LONG
Johnson, Daje	21	224	10.7	1	85
Thomas, Duke	2	55	27.5	0	56
Total	23	279	12.1	1	85
Opponents	13	50	3.8	0	27

INTERCEPTIONS

NAME	NO	YDS	AVG	TD	LONG
Haines, Dylan	5	102	20.4	0	36
Elliott, DeShon	2	5	2.5	0	5
Hall, Jason	2	52	26.0	0	31
Thomas, Duke	1	29	29.0	0	29
Davis, Davante	1	0	0.0	0	0
Hill, Holton	1	41	41.0	1	41
Hager, Breckyn	1	10	10.0	0	10
Total	13	239	18.4	1	41
Opponents	6	22	3.7	0	22

FUMBLE RETURNS

NAME	NO	YDS	AVG	TD	LONG
Ridgeway, Hassa	2	26	13.0	1	34
Jefferson, Mali	1	26	26.0	1	26
Jackson, Desmon	1	7	7.0	0	7
Total	4	59	14.8	2	34
Opponents	2	45	22.5	1	42



10-YARD GAINS BY PLAYER

NAME	NO	TD	RUSH	REC	RET	PUNT	IR	FR
Johnson, Daje	46	1	0	17	22	7	0	0
Heard, Jerrod	25	2	25	0	0	0	0	0
Foreman, D'Onta	21	3	16	4	1	0	0	0
Swoopes, Tyrone	16	3	16	0	0	0	0	0
Warren III, C.	12	3	12	0	0	0	0	0
Gray, Johnathan	12	0	8	3	1	0	0	0
Burt, John	9	2	0	9	0	0	0	0
Boyd, Kris	8	0	0	0	8	0	0	0
Foreman, Armant	7	2	0	7	0	0	0	0
Newsome, Ryan	6	0	0	0	6	0	0	0
Bluiett, Caleb	4	1	0	4	0	0	0	0
Johnson, Kirk	4	0	2	0	2	0	0	0
Beck, Andrew	4	0	0	4	0	0	0	0
Haines, Dylan	4	0	0	0	0	0	4	0
Thomas, Duke	3	0	0	0	1	1	1	0
Johnson, Marcus	2	1	0	2	0	0	0	0
Joe, Lorenzo	2	1	0	2	0	0	0	0
Hill, Jason	2	0	0	0	0	2	0	0
Warrick, Jacorey	2	0	0	1	1	0	0	0
Jefferson, Mali	1	1	0	0	0	0	0	1
Hill, Holton	1	1	0	0	0	0	1	0
Ridgeway, Hassa	1	1	0	0	0	0	0	1
Hager, Breckyn	1	0	0	0	0	0	1	0
Holtz, Trey	1	0	1	0	0	0	0	0
Johnson & Johnson	1	0	0	1	0	0	0	0
De La Torre, Al	1	0	0	1	0	0	0	0
TOTAL	196	22	80	55	42	8	9	2

EXPLOSIVE PLAYS (89)

PLAYS OF 20 YARDS OR MORE	YDS	TYPE	NAME(S)	OPP
*93	Rush	Foreman, D'Onta	Kansas	
*91	Rush	Warren III, C.	Texas Tech	
*85	PR	Johnson, Daje	RICE	
*84	Pass	Burt, John from Heard, Jerrod	Kansas	
81	Rush	Foreman, D'Onta	Oklahoma	
*69	Pass	Burt, John from Heard, Jerrod	RICE	
*65	Rush	Foreman, D'Onta	West Virginia	
*57	Pass	Bluiett, Caleb from Swoopes, Tyrone	Baylor	
56	PR	Thomas, Duke	RICE	
54	KR	Johnson, Daje	Texas Tech	
54	Pass	Johnson, Daje from Heard, Jerrod	California	
52	KR	Johnson, Daje	Baylor	
48	Pass	Burt, John from Swoopes, Tyrone	Notre Dame	
47	Pass	Johnson, Marcus from Heard, Jerrod	Oklahoma State	
*46	Rush	Swoopes, Tyrone	Texas Tech	
46	Rush	Gray, Johnathan	Kansas State	
*45	Rush	Heard, Jerrod	California	
45	Pass	Johnson, Daje from Heard, Jerrod	California	
*44	Rush	Swoopes, Tyrone	Kansas	
43	Pass	Burt, John from Heard, Jerrod	California	
42	KR	Johnson, Daje	Texas Tech	
42	Rush	Gray, Johnathan	Oklahoma State	
*41	INT	Hill, Holton	Oklahoma State	
*40	Pass	Foreman, Armant from Swoopes, Tyrone	Kansas	
38	Pass	Foreman, Armant from Heard, Jerrod	California	
37	Pass	Burt, John from Heard, Jerrod	West Virginia	
37	Pass	Joe, Lorenzo from Heard, Jerrod	Kansas	
36	INT	Haines, Dylan	Kansas	
36	Pass	Burt, John from Swoopes, Tyrone	TCU	
36	KR	Boyd, Kris	Oklahoma	
36	Pass	Johnson, Daje from Heard, Jerrod	West Virginia	
35	Rush	Heard, Jerrod	RICE	
35	KR	Johnson, Daje	RICE	
*34	FR		Ridgeway, Hassa	
Oklahoma State				
34	Rush	Heard, Jerrod	California	
*32	Pass	Foreman, Armant from Heard, Jerrod	RICE	
32	Rush	Johnson, Kirk	Texas Tech	
31	INT	Hill, Jason	RICE	
31	PR	Johnson, Daje	RICE	
30	KR	Johnson, Daje	Kansas State	
30	Pass	Bluiett, Caleb from Heard, Jerrod	West Virginia	
29	Rush	Swoopes, Tyrone	Kansas State	
29	KR	Boyd, Kris	Kansas	
29	INT	Thomas, Duke	Baylor	
29	Pass	Bluiett, Caleb from Heard, Jerrod	Oklahoma State	
29	INT	Haines, Dylan	Oklahoma State	
29	Rush	Heard, Jerrod	Oklahoma State	
28	Pass	Johnson, Daje from Heard, Jerrod	West Virginia	
28	Pass	Bluiett, Caleb from Heard, Jerrod	Kansas State	
27	KR	Boyd, Kris	Oklahoma	
*27	Rush	Foreman, D'Onta	California	
27	KR	Johnson, Daje	Iowa State	
*26	FR	Jefferson, Mali	RICE	
26	Pass	Gray, Johnathan from Heard, Jerrod	California	
26	Pass	Johnson, Daje from Heard, Jerrod	California	
26	Rush	Warren III, C.	Baylor	
26	KR	Johnson, Daje	Oklahoma State	
25	KR	Johnson, Daje	Oklahoma State	

YDS	RUSH TYPE	NAME(S)	OPP
25	KR	Johnson, Daje	Texas Tech
25	KR	Foreman, D'Onta	Oklahoma State
25	Rush	Heard, Jerrod	RICE
24	KR	Johnson, Daje	Oklahoma
24	KR	Thomas, Duke	Texas Tech
24	Pass	Johnson, Daje from Swoopes, Tyrone	Notre Dame
*24	Pass	Johnson, Marcus from Heard, Jerrod	Baylor
24	KR	Johnson, Daje	Oklahoma
23	PR	Johnson, Daje	Oklahoma State
23	Rush	Heard, Jerrod	Kansas
23	KR	Newsome, Ryan	Notre Dame
23	KR	Newsome, Ryan	Baylor
23	Rush	Heard, Jerrod	RICE
*23	Rush	Warren III, C.	Notre Dame
22	Pass	Gray, Johnathan from Heard, Jerrod	Texas Tech
22	KR	Johnson, Daje	California
22	Rush	Warren III, C.	Notre Dame
22	PR	Johnson, Daje	West Virginia
22	KR	Boyd, Kris	Texas Tech
22	Pass	Beck, Andrew from Swoopes, Tyrone	West Virginia
22	Pass	Foreman, D'Onta from Heard Jerrod	Iowa State
21	INT	Haines, Dylan	TCU
21	Rush	Warren III, C.	RICE
*21	Pass	Joe, Lorenzo from Swoopes, Tyrone	Texas Tech
*21	Rush	Warren III, C.	TCU
21	Pass	Warrick, Jacorey from Swoopes, Tyrone	Texas Tech
21	Rush	Foreman, D'Onta	Kansas
20	Pass	Johnson, Daje from Swoopes, Tyrone	Kansas
20	KR	Boyd, Kris	Notre Dame
20	Pass	Burt, John from Heard, Jerrod	West Virginia
20	Pass	Burt, John from Heard, Jerrod	Kansas State

* touchdown scored on play

EXPLOSIVE PASSING PLAYS (31)

PASSES/RECEPTIONS OF 20 YARDS OR MORE	YDS	TYPE	NAME(S)	OPP
*84	Pass	Burt, John from Heard, Jerrod	Kansas	
*69	Pass	Burt, John from Heard, Jerrod	RICE	
*57	Pass	Bluiett, Caleb from Swoopes, Tyrone	Baylor	
54	Pass	Johnson, Daje from Heard, Jerrod	California	
48	Pass	Burt, John from Swoopes, Tyrone	Notre Dame	
47	Pass	Johnson, Marcus from Heard, Jerrod	Oklahoma State	
45	Pass	Johnson, Daje from Heard, Jerrod	Oklahoma State	
*44	Rush	Swoopes, Tyrone	Kansas	
43	Pass	Burt, John from Heard, Jerrod	California	
*40	Pass	Foreman, Armant from Swoopes, Tyrone	Kansas	
38	Pass	Foreman, Armant from Heard, Jerrod	California	
37	Pass	Burt, John from Heard, Jerrod	West Virginia	
37	Pass	Joe, Lorenzo from Heard, Jerrod	Kansas	
36	Pass	Burt, John from Swoopes, Tyrone	TCU	
36	Pass	Johnson, Daje from Heard, Jerrod	West Virginia	
*32	Pass	Foreman, Armant from Heard, Jerrod	RICE	
30	Pass	Bluiett, Caleb from Heard, Jerrod	West Virginia	
29	Pass	Bluiett, Caleb from Heard, Jerrod	Oklahoma State	
28	Pass	Johnson, Daje from Heard, Jerrod	West Virginia	
28	Pass	Bluiett, Caleb from Heard, Jerrod	Kansas State	
26	Pass	Gray, Johnathan from Heard, Jerrod	California	
26	Pass	Johnson, Daje from Heard, Jerrod	California	
24	Pass	Johnson, Daje from Swoopes, Tyrone	Baylor	
*24	Pass	Johnson, Marcus from Heard, Jerrod	Oklahoma	
22	Pass	Gray, Johnathan from Heard, Jerrod	Oklahoma	
22	Pass	Beck, Andrew from Swoopes, Tyrone	Iowa State	
22	Pass	Foreman, D'Onta from Heard, Jerrod	TCU	
*21	Pass	Joe, Lorenzo from Swoopes, Tyrone	TCU	
21	Pass	Warrick, Jacorey from Swoopes, Tyrone	Kansas	
20	Pass	Johnson, Daje from Swoopes, Tyrone	Notre Dame	
20	Pass	Burt, John from Heard, Jerrod	Kansas State	

* touchdown scored on play

EXPLOSIVE RUSHING PLAYS (25)

RUSHES OF 20 YARDS OR MORE	YDS	TYPE	NAME(S)	OPP
*93	Rush	Foreman, D'Onta	Kansas	
*91	Rush	Warren III, C.	Texas Tech	
81	Rush	Foreman, D'Onta	Oklahoma	
*65	Rush	Foreman, D'Onta	West Virginia	
*46	Rush	Swoopes, Tyrone	West Virginia	
46	Rush	Gray, Johnathan	Texas Tech	
*45	Rush	Heard, Jerrod	Kansas State	
*44	Rush	Swoopes, Tyrone	California	
42	Rush	Gray, Johnathan	Kansas	
35	Rush	Heard, Jerrod	Oklahoma State	
34	Rush	Heard, Jerrod	RICE	
32	Rush	Johnson, Kirk	California	
29	Rush	Swoopes, Tyrone	Texas Tech	
29	Rush	Heard, Jerrod	Kansas State	
*27	Rush	Foreman, D'Onta	Kansas State	
26	Rush	Warren III, C.	Oklahoma State	
25	Rush	Warren III, C.	California	
25	Rush	Heard, Jerrod	Baylor	
23	Rush	Heard, Jerrod	Oklahoma	
23	Rush	Heard, Jerrod	Kansas	

*23	Rush	Warren III, C.	Texas Tech
22	Rush	Warren III, C.	West Virginia
21	Rush	Warren III, C.	Texas Tech
*21	Rush	Warren III, C.	Texas Tech
21	Rush	Foreman, D'Onta	Kansas

* touchdown scored on play

EXPLOSIVE TOUCHDOWNS

TOUCHDOWNS OF 20 YARDS OR MORE	YDS	TYPE	NAME(S)	OPP
*84	Pass	Burt, John from Heard, Jerrod	Kansas	
*91	Rush	Warren III, C.	Texas Tech	
*85	PR	Johnson, Daje	RICE	
*84	Pass	Burt, John from Heard, Jerrod	Kansas	
*69	Pass	Burt, John from Heard, Jerrod	RICE	
*65	Rush	Foreman, D'Onta	West Virginia	
*57	Pass	Bluiett, Caleb from Swoopes, Tyrone	Baylor	
*46	Rush	Swoopes, Tyrone	Texas Tech	
*45	Rush	Heard, Jerrod	California	
*44	Rush	Swoopes, Tyrone	Kansas	
*41	INT	Hill, Holton	Oklahoma State	
*40	Pass	Foreman, Armant from Swoopes, Tyrone	Kansas	
*34	FR	Ridgeway, Hassa	Oklahoma State	
*32	Pass	Foreman, Armant from Heard, Jerrod	RICE	
*27	Rush	Foreman, D'Onta	California	
*26	FR	Jefferson, Mali	RICE	
*24	Pass	Johnson, Marcus from Heard, Jerrod	Oklahoma	
*23	Rush	Warren III, C.	Texas Tech	
*21	Pass	Joe, Lorenzo from Swoopes, Tyrone	TCU	
*21	Rush	Warren III, C.	Texas Tech	

TEAM EXPLOSIVE PLAYS


OPPONENT	20+ YARDS RUSHING	20+ YARDS PASS/REC.
	NO.	TD
at Notre Dame	0	0
RICE	2	0
CAL	3	2
OKLAHOMA STATE	2	0
at TCU	0	0
vs. Oklahoma	2	0
KANSAS STATE	2	0
at Iowa State	0	0
KANSAS	4	2
at West Virginia	2	1
TEXAS TECH	7	4
at Baylor	1	0
TOTAL	25	9

LONGEST PLAYS

93	RUSHING	Foreman, D'Onta vs Kansas (11/7/2015)
93	RUSHING TOUCHDOWN	Foreman, D'Onta vs Kansas (11/7/2015)
84	PASSING	Burt, John from Heard, Jerrod vs Kansas (11/7/2015)
84	PASSING TOUCHDOWN	Burt, John from Heard, Jerrod vs Kansas (11/7/2015)
85	PUNT RETURN	Johnson, Daje vs RICE (9/12/2015)
54	KICK RETURN	Johnson, Daje vs Texas Tech (11/26/2015)
41	INTERCEPTION RETURN	Hill, Holton vs Oklahoma State (9/26/2015)
34	FUMBLE RETURN	Ridgeway, Hassa vs Oklahoma State (9/26/2015)
63	PUNT	Dickson, Michae vs Kansas (11/7/2015)
53	FIELD GOAL	Rose, Nick vs Baylor (12/5/2015)

LONG PLAYS

YARDS	BY TOTAL YARDS		BY PLAY TYPE	
	NO.	TD	TYPE	NO.
20-29	48	6	Rushing	25
30-39	17	2	Passing	30
40-49	12	5	Punt Return	5
50-59	5	1	Kick Return	21
60-69	2	2	Interception	6
70-79	0	0	Fumble Return	2
80-89	3	2		
90+	2	2	TOTAL	89



2016 SCORING DRIVES

TIME	PLAYS-YARDS	RESULT	SCORING PLAY	OPPONENT
------	-------------	--------	--------------	----------

PLAYS PER GAME

TEXAS 2016

UT plays	Opponent	Total Plays
_____	Notre Dame	_____
_____	UTEP	_____
_____	at California	_____
_____	at Oklahoma State	_____
_____	vs. Oklahoma	_____
_____	Iowa State	_____
_____	at Kansas State	_____
_____	Baylor	_____
_____	at Texas Tech	_____
_____	West Virginia	_____
_____	at Kansas	_____
_____	TCU	_____

TEXAS 2015

UT plays	Opponent	Total Plays
52 _____	at Notre Dame	127
38 _____	Rice	134
83 _____	California	151
50 _____	Oklahoma State	132
79 _____	at TCU	159
70 _____	vs. Oklahoma	135
69 _____	Kansas State	130
54 _____	at Iowa State	146
70 _____	Kansas	133
73 _____	at West Virginia	136
71 _____	Texas Tech	161
63 _____	at Baylor	157

TEXAS RECORD

UT plays	Opponent	Total Plays
101 _____	Houston (1987)	161

NCAA FBS RECORD


Plays	Matchup	Date
115 _____	Northwestern vs. Auburn	1/1/2010

2016 SCORING DRIVES BY TIME

Value	Time	TD/FG
0 _____	Less than 1:00	0/0
0 _____	1:00-1:59	0/0
0 _____	2:00-2:59	0/0
0 _____	3:00-3:59	0/0
0 _____	4:00-4:59	0/0
0 _____	More than 5:00	0/0

2016 SCORING DRIVES BY YARDS

Value	Yards	TD/FG
0 _____	Less than 10	0/0
0 _____	10-19	0/0
0 _____	20-29	0/0
0 _____	30-39	0/0
0 _____	40-49	0/0
0 _____	50-59	0/0
0 _____	60-69	0/0
0 _____	70-79	0/0
0 _____	80-89	0/0
0 _____	More than 90	0/0



SCORING

NAME	TD	FG-A	KICK	PAT RUSH	PAT RCV	PAT PASS	PAT SAFETY	PAT RT	POINTS
Rose, Nick	0	13-17	38-39	0-0	0	0-0	0	0	77
Swoopes, Tyrone	12	0-0	0-0	0-0	0	0-0	0	0	72
Foreman, D'Onta	5	0-0	0-0	0-0	0	0-0	0	0	30
Warren III, C.	4	0-0	0-0	0-0	0	0-0	0	0	24
Heard, Jerrod	3	0-0	0-0	0-0	0	0-0	0	0	18
Gray, Johnathan	3	0-0	0-0	0-0	0	0-0	0	0	18
Bluiett, Caleb	2	0-0	0-0	0-0	0	0-0	0	0	12
Foreman, Armant	2	0-0	0-0	0-0	0	0-0	0	0	12
Burt, John	2	0-0	0-0	0-0	0	0-0	0	0	12
Johnson, Daje	2	0-0	0-0	0-0	0	0-0	0	0	12
Johnson, Marcus	1	0-0	0-0	0-0	0	0-0	0	0	6
Joe, Lorenzo	1	0-0	0-0	0-0	0	0-0	0	0	6
Jefferson, Mali	1	0-0	0-0	0-0	0	0-0	0	0	6
Hill, Holton	1	0-0	0-0	0-0	0	0-0	0	0	6
Ridgeway, Hassa	1	0-0	0-0	0-0	0	0-0	0	0	6
TEAM	0	0-0	0-0	0-1	0	0-0	0	0	0
Total	40	13-17	38-39	0-1	0	0-0	0	0	317
Opponents	46	14-19	44-44	0-1	0	0-1	0	1	364

FIELD GOAL ACCURACY

NAME	G	10-19	20-29	30-39	40-49	50-59	60+	TOTAL	PCT	LONG
Rose, Nick	12	0-0	5-5	4-5	3-4	1-3	0-0	13-17	76.5%	53/BAY
TEXAS	12	0-0	5-5	4-5	3-4	1-3	0-0	13-17	76.5%	53/BAY
OPPONENTS	12	1-1	4-5	5-5	2-5	1-2	0-0	13-18	72.2%	51/TT

SCORING DRIVES

TEXAS	<10	10-19	20-29	30-39	40-49	50-59	60-69	70-79	80-89	90+
TD/FG	3/0	2/0	3/2	0/0	2/5	3/2	4/3	5/1	8/0	6/0
TEXAS	<1:00	1:00-1:59	2:00-2:59	3:00-3:59	4:00-4:59	5:00-5:59	>6:00			
TD/FG	14/0	7/2	4/3	8/2	1/2	1/1	1/3			
OPPONENTS	<10	10-19	20-29	30-39	40-49	50-59	60-69	70-79	80-89	90+
TD/FG	0/2	0/1	0/3	2/0	4/4	7/2	10/1	11/0	5/1	5/0
OPPONENTS	<1:00	1:00-1:59	2:00-2:59	3:00-3:59	4:00-4:59	5:00-5:59	>6:00			
TD/FG	8/2	6/2	10/4	13/1	3/2	1/2	3/1			

TEXAS IN THE RED ZONE


Possessions	34
Total scores	30
Percentage	88.2%
Points Scored	169
Touchdowns (rush/pass)	20 (18/2)
Field goals	10
Missed field goals	1
Turnovers	0
On downs	0
Clock	3

OPPONENTS IN THE RED ZONE

Possessions	51
Total scores	47
Percentage	92.2%
Points Scored	279
Touchdowns (rush/pass)	35 (17/18)
Field goals	12
Missed field goals	2
Turnovers	1
On downs	1
Clock	0

TEXAS NON-OFFENSIVE TOUCHDOWNS


YDS	PLAY	PLAYER	OPPONENT
26	Fumble Recovery	Malik Jefferson	Rice (9/12/15)
34	Fumble Recovery	Hassan Ridgeway	at Oklahoma State (9/12/15)
41	Interception	Holton Hill	at Oklahoma State (9/12/15)
85	Punt Return	Daje Johnson	Rice (9/12/15)



SINGLE-GAME SUPERLATIVES

NO.	TEXAS	INDIVIDUAL	NO.	OPPONENT
28	Warren III, C. at Baylor (Dec 05, 2015)	Rushing Attempts	32	Warren, Mike, at Iowa State (Oct 31, 2015)
276	Warren III, C. vs Texas Tech (Nov 26, 2015)	Rushing Yards	173	Washington, De., vs Texas Tech (Nov 26, 2015)
4	Swoopes, Tyrone vs Kansas (Nov 07, 2015)	Rushing Touchdowns	2	Four Times
	Warren III, C. vs Texas Tech (Nov 26, 2015)			
93	Foreman, D'Onta vs Kansas (Nov 07, 2015)	Long Rush	74	Muhammad, Khalif, vs California (Sep 19, 2015)
31	Heard, Jerrod vs California (Sep 19, 2015)	Pass Attempts	39	Mahomes, P., vs Texas Tech (Nov 26, 2015)
20	Heard, Jerrod vs California (Sep 19, 2015)	Pass Completions	27	Goff, Jared, vs California (Sep 19, 2015)
364	Heard, Jerrod vs California (Sep 19, 2015)	Passing Yards	372	Mahomes, P., vs Texas Tech (Nov 26, 2015)
2	Heard, Jerrod vs RICE (Sep 12, 2015)	Passing Touchdowns	5	Boykin, Trevone, at TCU (Oct 03, 2015)
84	Heard, Jerrod vs Kansas (Nov 07, 2015)	Long Pass	66	ZAIRE, Malik, at Notre Dame (Sep 05, 2015)
6	Johnson, Daje (Three Times)	Receptions	8	PARKS, Dennis, vs RICE (Sep 12, 2015)
145	Johnson, Daje vs California (Sep 19, 2015)	Receiving Yards	142	FULLER, Will, at Notre Dame (Sep 05, 2015)
1	Nine Times	Touchdown Receptions	4	Turpin, K., at TCU (Oct 03, 2015)
84	Burt, John vs Kansas (Nov 07, 2015)	Long Reception	66	FULLER, Will, at Notre Dame (Sep 05, 2015)
3	Rose, Nick at Baylor (Dec 05, 2015)	Field Goals	3	Grogan, Ben, vs Oklahoma State (Sep 26, 2015)
53	Rose, Nick at Baylor (Dec 05, 2015)	Long Field Goal	51	Hatfield, C., vs Texas Tech (Nov 26, 2015)
10	Dickson, Michae at Notre Dame (Sep 05, 2015)	Punts	7	Two Times
45.8	Dickson, Michae at Iowa State (Oct 31, 2015)	Punting Avg	43.8	Wyman, Matthew, vs Kansas (Nov 07, 2015)
63	Dickson, Michae vs Kansas (Nov 07, 2015)	Long Punt	58	Two Times
3	Dickson, Michae (Three Times)	Punts inside 20	5	Perry, Ethan, at TCU (Oct 03, 2015)
85	Johnson, Daje vs RICE (Sep 12, 2015)	Long Punt Return	27	Ryen, Trever, at Iowa State (Oct 31, 2015)
54	Johnson, Daje vs Texas Tech (Nov 26, 2015)	Long Kickoff Return	46	STEWART, Samuel, vs RICE (Sep 12, 2015)
11	Jefferson, Mali at West Virginia (Nov 14, 2015)	Tackles	13	Two Times
2.0	Jefferson, Mali vs Oklahoma (Oct 10, 2015)	Sacks	3.0	Nwachukwu, N., at West Virginia (Nov 14, 2015)
	Jinkens, Peter at Iowa State (Oct 31, 2015)			
2.5	Jefferson, Mali at Notre Dame (Sep 05, 2015)	Tackles For Loss	4.0	Britz, Travis, vs Kansas State (Oct 24, 2015)
2	Elliott, DeShon vs Kansas (Nov 07, 2015)	Interceptions	1	Six Times

NO.	TEXAS	TEAM	NO.	OPPONENT
58	vs Oklahoma (Oct 10, 2015)	Rushes	66	at Baylor (Dec 05, 2015)
403	vs Texas Tech (Nov 26, 2015)	Yards Rushing	395	at Baylor (Dec 05, 2015)
8.4	vs Texas Tech (Nov 26, 2015)	Yards Per Rush	6.8	vs California (Sep 19, 2015)
6	vs California (Sep 19, 2015)	TD Rushes	5	vs Texas Tech (Nov 26, 2015)
	vs Kansas (Nov 07, 2015)			
	vs Texas Tech (Nov 26, 2015)			
31	vs California (Sep 19, 2015)	Pass attempts	41	vs Kansas (Nov 07, 2015)
20	vs California (Sep 19, 2015)	Pass completions	27	vs California (Sep 19, 2015)
364	vs California (Sep 19, 2015)	Yards Passing	376	at TCU (Oct 03, 2015)
12.8	vs RICE (Sep 12, 2015)	Yards Per Pass	13.6	at Notre Dame (Sep 05, 2015)
2	vs RICE (Sep 12, 2015)	TD Passes	6	at TCU (Oct 03, 2015)
	vs Oklahoma (Oct 10, 2015)			
	vs Kansas (Nov 07, 2015)			
83	vs California (Sep 19, 2015)	Total Plays	96	vs RICE (Sep 12, 2015)
650	vs California (Sep 19, 2015)	Total Offense	665	vs Texas Tech (Nov 26, 2015)
8.5	vs Kansas (Nov 07, 2015)	Yards Per Play	7.6	at TCU (Oct 03, 2015)
59	vs Kansas (Nov 07, 2015)	Points	50	at TCU (Oct 03, 2015)
6	vs Oklahoma (Oct 10, 2015)	Sacks By	7	vs Oklahoma State (Sep 26, 2015)
	at Iowa State (Oct 31, 2015)			
	vs Kansas (Nov 07, 2015)			
28	vs California (Sep 19, 2015)	First Downs	31	at TCU (Oct 03, 2015)
16	vs Oklahoma State (Sep 26, 2015)	Penalties	10	at Baylor (Dec 05, 2015)
128	vs Oklahoma State (Sep 26, 2015)	Penalty Yards	84	at TCU (Oct 03, 2015)
5	at West Virginia (Nov 14, 2015)	Turnovers	5	vs RICE (Sep 12, 2015)
3	vs RICE (Sep 12, 2015)	Interceptions By	2	at West Virginia (Nov 14, 2015)
	vs Kansas (Nov 07, 2015)			
10	at Notre Dame (Sep 05, 2015)	Punts	7	Two Times
45.8	at Iowa State (Oct 31, 2015)	Punting Avg	43.8	vs Kansas (Nov 07, 2015)
63	vs Kansas (Nov 07, 2015)	Long Punt	58	Two Times
3	vs RICE (Sep 12, 2015)	Punts inside 20	5	Two Times
	vs Oklahoma State (Sep 26, 2015)			
	at Iowa State (Oct 31, 2015)			
85	vs RICE (Sep 12, 2015)	Long Punt Return	27	at Iowa State (Oct 31, 2015)



The Last Time...TEXAS

TEAM	LAST TIME	SPAN
Scored 50+	59-20, Kansas, 11/7/2015	3 games
Scored 60+	66-31, at Ole Miss, 9/15/2012	48 games
Scored 70+	70-3, vs. Colorado, 12/3/2005	130 games
Scored <10	7-50, at TCU, 10/3/2015	7 games
Scored <7	3-38, at Notre Dame, 9/5/2015	11 games
Was Shutout	0-24, at Iowa State, 10/31/2015	4 games
Was Shutout at Home	0-30, vs. Houston, 11/6/1976	220 home
Shutout Opponent	23-0, at Kansas, 9/27/2014	21 games
Shutout Opponent at Home	45-0, vs. New Mexico, 9/8/2012	24 home
Shutout Opponent on Road	23-0, at Kansas, 9/27/2014	8 road
Shutout a Conference Opponent	23-0, at Kansas, 9/27/2014	20 games
Shutout vs. Conference Opponent	0-24, at Iowa State, 10/31/2015	4 games
300+ yards rushing	313 yds, vs. Oklahoma, 10/10/2015	6 games
400+ yards rushing	403 yds, vs. Texas Tech, 11/26/2015	1 game
<100 yards rushing	60 yds, at Notre Dame, 9/5/2015	11 games
Negative net rushing	-7 net rushing yards, vs. Oklahoma, 10/07/2000	221 games
300+ passing yards	364 yds, vs. Cal, 9/19/2015	9 games
400+ passing yards	470 yds, vs. UCF, 11/7/2009	81 games
500+ total yards	598 yds, Kansas, 11/7/2015	3 games
600+ total yards	650 yds, vs. Cal, 9/19/2015	9 games
<200 yards total offense	163 yds, at Notre Dame, 9/5/2015	11 games
<100 yards total offense	59 yds, vs. Arkansas, 12/29/2014	12 games
30+ first downs	31, vs. Iowa State, 11/10/2012	41 games
100+ yards in penalties	128, Oklahoma State, 9/26/2015	8 games
2+ fumbles lost	3 fumbles lost, at West Virginia, 11/14/2015	2 games
Scored a Safety	Cedric Reed sack vs. West Virginia, 11/9/2014	16 games
Allowed a Safety	Snap through end zone on punt at TCU, 10/3/2015	7 games
Scored a 1-Point Safety	PAT blocked, vs. Texas A&M, 11/26/2004	143 games
Forced 5 or more turnovers	5 (3 INTS, 2 FUM Rec), vs. Rice, 9/12/2015	10 games
Committed 5 or more turnovers	5, at West Virginia, 11/14/2015	2 game
Intercepted 4 or more passes	4, at Kansas, 9/27/2014	21 games
Forced 2 or more fumbles	2, at Baylor, 12/5/15	LAST GAME
2+ Defensive TD's	34-yd fumble return by Hassan Ridgeway, 8 games	
	41-yd interception return by Holton Hill, Oklahoma State, 9/26/2015	
1+ Defensive & 1 Special Teams TD	85 yds punt return by Daje Johnson	10 games
	26 yds fumble return by Malik Jefferson, Rice, 9/12/2015	
4 TD's in game	Chris Warren, III. (91r, 21r, 23r, 8r) vs. Texas Tech, 11/26/2015	1 game

RUSHING	LAST TIME	SPAN
100+ yards rushing	106, Chris Warren III, at Baylor, 12/5/15	LAST GAME
200+ yards rushing	276, Chris Warren III, Texas Tech, 11/26/2015	1 game
300+ yards rushing	350 yds, Ricky Williams vs. Iowa State, 10/3/1998	228 games
100+ yds rushing by 2 plyrs	D'Onta Foreman (117) and Jerrod Heard (115) vs. Oklahoma, 10/10/2015	6 games
30+ carries	34 carries, Cedric Benson vs. Baylor, 10/2/2004	150 games
Consecutive 100-yd games	Chris Warren III (276 vs. Texas Tech; 106 at Baylor)	LAST GAME
Consecutive 200-yd games	Hodges Mitchell, at Texas Tech and at Kansas, 2000	195 games
50-59 yd run	55 yds, David Ash vs. New Mexico State, 8/31/2013	37 games
60-69 yd run	65 yds, D'Onta Foreman at West Virginia, 11/14/2015	2 games
70-79 yd run	84 yds, Daje Johnson vs. Baylor, 10/20/2012	44 games
80-89 yd run	81 yds, D'Onta Foreman vs. Oklahoma, 10/10/2015	6 games
90+ yd run	91 yds, Chris Warren, III., Texas Tech, 11/26/2015	1 game
3+ rushing TD's in a game	by Tyrone Swoopes (1, 2, 10), Kansas State, 10/24/2015	4 games
4+ rushing TD's in game	Chris Warren, III (91, 21, 23, 8) vs. Texas Tech, 11/26/2015	1 game

PASSING	LAST TIME	SPAN
300+ yds passing	364 yds, Jerrod Heard vs. Cal, 9/19/2015	9 games
400+ yds passing	470 yds, Colt McCoy vs. UCF, 11/7/2009	81 games
40+ pass attempts	44, Tyrone Swoopes vs. Oklahoma, 10/11/2014	19 games
50+ pass attempts	59, Garrett Gilbert at Kansas State, 11/6/2010	67 games
25+ completions	27, Tyrone Swoopes vs. Oklahoma, 10/11/2014	19 games
3 TD passes	(49, 10, 2) by Case McCoy at West Virginia, 11/9/2013	30 games


4 TD passes	(54, 66, 74, 25) by David Ash vs. New Mexico State, 8/31/2013	38 games
5 TD passes	by Colt McCoy (35, 1, 26, 40, 15) vs. Baylor, 11/8/2008	93 games
6 TD passes	by Colt McCoy (24, 16, 2, 19, 62, 50) vs. Baylor, 10/14/2006	122 games
Consecutive 300+ yd games	Colt McCoy, vs. Kansas(396) and at Texas A&M(304), 2009	78 games
50+ yd completion	69 yds, Jerrod Heard to John Burt, vs. Rice, 9/12/2015	9 games
70+ yd completion	73 yds, Tyrone Swoopes to Armant Foreman, vs. TCU, 11/27/2014	12 games
80+ yd completion	84 yds, Jerrod Heard to John Burt, vs. Kansas, 11/7/2015	2 games

RECEIVING	LAST TIME	SPAN
100+ yards receiving	113 yds, by John Burt vs. Kansas, 11/7/2015	2 games
200+ yards receiving	273 yds, Jordan Shipley vs. UCF, 11/7/2009	81 games
100+ yds receiving by 2 plyrs	Mike Davis (114)/Jaxon Shipley (105) at BYU, 9/7/2013	36 games
15+ receptions	15 receptions, Jordan Shipley vs. Oklahoma State, 10/25/2008	97 games
Consecutive 100-yd games	Mike Davis, vs. Oklahoma State and vs. Texas Tech, 2012	40 games
50+ yd reception	57 yards, John Burt at Baylor, 12/5/15	LAST GAME
70+ yd reception	73 yards, Armanti Foreman vs. TCU, 11/27/2014	12 games
80+ yd reception	84 yds, John Burt vs. Kansas, 11/7/2015	3 games
3+ receiving TD's in a game	3, Jaxon Shipley at Oklahoma State, 9/29/2012	47 games

SPECIAL TEAMS	LAST TIME	SPAN
50+ yd Field Goal	53 yds, Nick Rose at Baylor, 12/5/15	LAST GAME
60+ yd Field Goal	60 yds, Russell Erxleben vs. Texas Tech, 10/29/1977	471 games
Made 3+ Field Goal	(23, 53, 37), Nick Rose at Baylor, 12/5/15	LAST GAME
Made 7+ PAT's	7, Nick Rose vs. Kansas, 11/7/2015	3 games
60-yd Punt	63 yds, Michael Dickson vs. Kansas, 11/7/2015	3 games
70-yd Punt	70 yds, Justin Tucker vs. Iowa State, 10/23/2010	69 games
Missed PAT	Nick Rose vs. Cal, 9/19/2015	9 games
TD on Kickoff Return	D.J. Monroe (100 yds) at Oklahoma State; 9/29/2012	48 games
TD on Punt Return	Daje Johnson (85 yds) vs. Rice, 9/12/2015	10 games
2+ TD Kickoff Returns		NEVER
TD on Kickoff Return to start game	Greg Lott (88 yds) at Texas Tech, 9/24/1966	598 games
Consecutive Games with Special Teams TD	100 yd. KR, Fozzy Whittaker vs. Oklahoma, 10/8/2011	58 games
	and 100 yd. KR, Fozzy Whitaker vs. Oklahoma State, 10/15/2011	

Recovered On-Side Kick	Kevin Vaccaro, Kansas State, 10/24/2015	5 games
2-pt Conversion	2 yd. rush by Garrett Gilbert vs. Iowa State, 10/23/2010	72 games
Defensive 2-pt Conversion	vs. Oklahoma, 10/13/2012	46 games
Blocked PAT	vs. Ole Miss, 9/14/2013	35 games
Blocked FG	Jackson Jeffcoat vs. Kansas, 11/02/13	30 games
TD on Blocked FG	Cedric Griffin (56 yds) vs. Tulane, 9/28/2002	176 games
Blocked Punt	Carrington Byndom vs Texas Tech University, 11/3/2012	42 games
TD on Blocked Punt	Josh Turner (34 yds) at Iowa State, 10/1/2011	59 games

DEFENSE	LAST TIME	SPAN
10+ Tackles	10, Naashon Hughes, Texas Tech, 11/26/2015	1 game
15+ Tackles	15, Hassan Ridgeway vs. Rice, 9/12/2015	10 games
5+ Tackles for Loss	5 Alex Okafor vs. Oregon State, 12/29/2012	38 games
4+ Sacks	4.5, Alex Okafor vs. Oregon State, 12/29/2012	38 games
2+ Interceptions	2, DeShon Elliott vs. Kansas , 11/7/2015	3 games
2+ Fumble Recoveries	2, Sam Acho vs. Louisiana Monroe, 9/5/2009	89 games
TD on Interception Return	Holton Hill (41 yds) vs. Oklahoma State, 9/26/2015	8 games
TD on Fumble Return	Hassan Ridgeway (34 yds) vs. Oklahoma State, 9/26/2015	8 games



The Last Time...OPPONENT

TEAM	LAST TIME	SPAN
Scored 50+	7-50, at TCU, 10/3/2015	7 games
Scored 60+	21-63, vs. Oklahoma, 10/13/2012	45 games
Scored 70+	NEVER	NEVER
Scored <10	23-9, Kansas State, 10/24/2015	5 games
Scored <7	23-0, at Kansas, 9/27/2014	21 games
300+ yards team rushing	395 yds, at Baylor, 12/5/15	LAST GAME
<100 yards team rushing	67 yds, vs. Oklahoma, 10/10/2015	6 games
Negative net team rushing	-2 yds, vs. Kansas, 10/29/2011	57 games
300+ passing yards	372 yds, Texas Tech, 11/26/2015	1 game
400+ passing yards	409 yds, vs. Oklahoma State, 11/13/2010	65 games
500+ total team yards	548 yds, vs. Cal, 9/19/2015	9 games
600+ total team yards	665 yds, Texas Tech, 11/26/2015	1 game
<200 yards total offense	192 yds, at Oklahoma State, 11/15/2014	14 games
<100 yards total offense	94 yds, vs. North Texas, 8/30/2014	25 games
30+ first downs	31, at TCU, 10/3/2015	7 games
100+ yards in penalties	102 yds, vs. Texas Tech, 11/28/2013	2 games
2+ fumbles lost	2 fumbles lost by Baylor, 12/5/15	LAST GAME
Scored a Safety	Snap through end zone on punt, at TCU, 10/3/2015	7 games
Intercepted 4 or more passes	4, vs. TCU, 11/27/2014	13 games
2+ Non-Offensive TD's	1 FUM return (40 yds), 1 INT return (33 yds), TCU, 11/27/2014	13 games
3+ TD's total in a game (rush+rec)	by Taysom Hill (30r, 2r, 1r), BYU, 9/6/2014	22 games
4+ TD's total in a game (rush+rec)	by K. Turpin (13rec, 49rec, 50rec, 12rec), TCU, 10/3/2015	7 games


RUSHING	LAST TIME	SPAN
100+ yards rushing	158 yds, Johnny Jefferson, Baylor, 12/5/15	LAST GAME
200+ yds rushing	259 yds, Taysom Hill, BYU, 9/7/2013	36 games
300+ yds rushing	317 yds, Rashaan Salaam, Colorado, 10/1/1994	277 games
3+ TD's rushing	(30r, 2r, 1r) by Taysom Hill, BYU, 9/6/2014	22 games
30+ carries	32, Mike Warren, Iowa State, 10/31/2015	4 games
50+ yd run	74, Khalfani Muhammad, California, 9/19/2015	9 games
70+ yd run	74, Khalfani Muhammad, California, 9/19/2015	9 games
80+ yd run	95, Damien Williams, Oklahoma, 10/13/2012	45 games

PASSING	LAST TIME	SPAN
300+ passing yards	372 yds, Patrick Mahomes, Texas Tech, 11/26/2015	1 game
400+ passing yards	409 yds, Brandon Weeden, Oklahoma State, 11/13/2010	66 games
3 TD passes	(6, 17, 3) by Jared Goff, Cal, 9/19/2015	9 games
4 TD passes	(70, 14, 14, 20) by Jerrod Johnson, Texas A&M, 11/26/2009	78 games
5 TD passes	(13, 15, 49, 50, 12) by Trevone Boykin, TCU, 10/3/2015	7 games
6 TD passes	(23, 15, 62, 5, 16, 25) by Kliff Kingsbury, Texas Tech, 11/16/2002	168 games
40+ pass attempts	49, Clint Trickett, West Virginia, 11/8/2014	15 games
50+ pass attempts	55, Sam B. Richardson, Iowa State, 10/18/2014	18 games
25+ completions	27, Jared Goff, California, 9/19/2015	9 games
50+ yd completion	59, Patrick Mahomes, Texas Tech, 11/26/2015	1 game
60+ yd completion	65, Patrick Mahomes, Texas Tech, 11/26/2015	1 game
70+ yd completion	72, Paul Millard, West Virginia, 11/9/2013	29 games
80+ yd completion	97, Sam B. Richardson, Iowa State, 10/3/2013	33 games

RECEIVING	LAST TIME	SPAN
100+ yds receiving	108 yds, Ian Sadler & 105 yds, Jakeem Grant, Texas Tech, 11/26/2015	1 game
200+ yds receiving	237 yds, Tyler Lockett, Kansas State, 9/21/2013	34 games
100+ yds receiving by 2 players	Ian Sadler (108) & Jakeem Grant (105), Texas Tech, 11/26/2015	1 game
3+ receiving TD's	4, KaVonte Turpin, TCU, 10/3/2015	7 games
15+ receptions	16, Kevin White, West Virginia, 11/8/2014	15 games
50+ yd reception	59, D. Lauderdale, Texas Tech, 11/26/2015	1 game
60+ yd reception	65, Jakeem Grant, Texas Tech, 11/26/2015	1 game
70+ yd reception	72, Mario Alford, West Virginia, 11/9/2013	29 games
80+ yd reception	97, Quenton Bundrage, Iowa State, 10/3/2013	33 games

SPECIAL TEAMS	LAST TIME	SPAN
50+ yd FG	51 yds, Clayton Hatfield, Texas Tech, 11/26/2015	1 game
60+ yd FG	67, Steve Little, Arkansas, 10/15/1977	473 games
3+ FG's	(34, 41, 40) Ben Grogan, Oklahoma State, 9/26/2015	8 games
Made 7+ PAT's	7, Mike Hunnicutt, Oklahoma, 10/13/2012	45 games
60+ yd punt	64 yds by Scott Arellano, BYU, 9/6/2014	23 games
70+ yd punt	70 yds by Jeff Locke, UCLA, 9/17/2011	61 games
Missed PAT	Ryan Bustin, Texas Tech, 11/1/2014	16 games
Returned Kickoff for TD	Alex Ross (91 yds), Oklahoma, 10/11/2014	20 games
Returned Punt for TD	Jeff Scott (73 yds), Ole Miss 9/14/2013	36 games
Returned Blocked Punt for TD	Ghaali Muhammad (6 yds), Wyoming, 9/12/2009	89 games
Returned Blocked FG for TD	62 yds, Terrell Burt, Baylor, 10/4/2014	20 games
2-pt Conversion	Dominic Rufraan pass from Brett Smith, Wyoming, 9/1/2012	60 games
Defensive 2-pt Conversion	100 yds by Carl Nesmith, Kansas, 11/11/2000	196 games
Blocked PAT	@ Oklahoma State, 11/15/2014	14 games
Blocked FG	vs. Baylor, 10/4/2014	20 games

DEFENSE	LAST TIME	SPAN
15+ Tackles	Will Smith (18), Texas Tech, 11/28/2013	27 games
5+ Tackles for Loss	Ndamukong Suh (7 for -22 yds), Nebraska, 12/5/2009	77 games
4+ Sacks	Ndamukong Suh (4.5 for -21 yds), Nebraska, 12/5/2009	77 games
2+ Fumble Recoveries	Ian Campbell (2), Kansas State, 11/11/2006	118 games
Returned Interception for TD	Josh Carraway (33 yds), TCU, 11/27/2014	14 games
Returned Fumble for TD	Jared Barber (42 yds), West Virginia, 11/14/2015	2 game
2+ Interceptions	2, Sam Carter, TCU, 11/27/2014	13 games



GAME-BY-GAME CAPSULES

GAME	1ST DOWNS			RUSHING			PASSING			TOTAL PLAYS-YDS	3RD DOWN CONV.	TIME OF POSSESSION
	R-PS-PN	ATT-YDS	TD	C-ATT-INT	YDS	TD	YDS	TD				
Texas	2-5-1	29-60	0	8-23-0	103	0	52-163	2-13	20:50			
at Notre Dame	14-14-2	52-214	2	19-23-0	313	3	75-527	8-14	39:10			
at Texas	7-4-0	28-149	2	5-10-0	128	2	38-277	3-8	15:58			
RICE	15-14-1	58-228	2	23-38-3	234	2	96-462	14-21	44:02			
at Texas	12-13-3	52-286	6	20-31-1	364	0	83-650	6-13	30:32			
CALIFORNIA	11-12-3	41-280	3	27-37-0	268	3	78-548	5-13	29:28			
at Texas	8-3-0	42-171	1	9-17-1	119	0	59-290	4-16	25:53			
OKLAHOMA STATE	4-17-6	46-103	1	24-36-2	292	2	82-395	9-17	34:07			
Texas	13-5-2	51-191	0	13-28-0	122	1	79-313	6-19	29:26			
at TCU	12-18-1	42-228	0	22-38-0	376	6	80-604	5-13	30:34			
Texas	15-4-1	58-313	1	9-12-0	55	2	70-368	9-16	31:55			
vs. Oklahoma	6-12-3	37-671	1	20-28-0	211	1	65-278	3-12	28:05			
at Texas	15-5-0	53-274	3	10-16-0	99	0	69-373	7-15	30:40			
KANSAS STATE	9-5-1	37-135	0	11-24-1	107	1	61-242	4-14	29:20			
Texas	7-4-0	32-119	0	12-22-1	85	0	54-204	2-13	22:35			
at Iowa State	13-12-3	54-238	2	19-38-0	188	1	92-426	15-24	37:25			
at Texas	9-11-0	40-299	6	19-30-0	299	2	70-598	6-13	27:37			
KANSAS	13-10-0	48-192	1	19-41-3	234	2	63-379	9-20	32:23			
Texas	12-7-0	54-277	1	11-19-2	162	1	73-439	9-18	32:32			
at West Virginia	12-6-0	51-257	2	10-12-1	122	2	63-379	4-13	27:28			
at Texas	16-1-2	48-403	6	11-23-1	64	0	71-467	4-14	29:50			
TEXAS TECH	16-12-0	51-293	5	22-39-1	372	1	90-665	4-13	30:10			
Texas	7-7-1	42-156	1	12-21	151	1	63-307	3-14	27:38			
at Baylor	22-5-2	66-395	2	13-28-2	84	0	94-479	4-16	32:22			

2015 CENTURY CLUB


RUSHING

- 100 yards (9)
- 276 yards _____ Chris Warren III on 25 attempts vs. Texas Tech (11/26)
- 163 yards _____ Jerrod Heard on 24 attempts at California (9/19)
- 157 yards _____ D'Onta Foreman on 12 attempts vs. Kansas (11/7)
- 147 yards _____ D'Onta Foreman on 18 attempts at West Virginia (11/14)
- 117 yards _____ D'Onta Foreman on nine attempts vs. Oklahoma (10/10)
- 115 yards _____ Jerrod Heard on 21 attempts vs. Oklahoma (10/10)
- 112 yards _____ D'Onta Foreman on 18 attempts at TCU (10/3)
- 106 yards _____ Chris Warren III on 28 attempts at Baylor (12/5)
- 103 yards _____ Johnathan Gray on 18 attempts vs. Kansas State (10/24)

2015 CENTURY CLUB

RECEIVING

- 100 yards (2)
- 145 yards _____ Daje Johnson on five catches vs. California (9/19)
- 113 yards _____ John Burt on four catches vs. Kansas (11/7)



QUARTERBACKS

#13 Jerrod Heard

OPPONENT	COMP-ATT-INT	YDS	TD	LONG
at Notre Dame	1-1-0	10	0	10
RICE	4-7-0	120	2	69
CALIFORNIA	20-31-1	364	0	54
OKLAHOMA STATE	9-17-1	119	0	47
at TCU	8-20-0	48	0	22
vs. Oklahoma	8-11-0	53	1	24
KANSAS STATE	10-15-0	99	0	28
at Iowa State	6-9-1	26	0	18
KANSAS	13-23-0	201	1	84
at West Virginia	11-18-2	162	1	37
TEXAS TECH	2-5-0	12	0	9
at Baylor	0-2-0	0	0	0

CAREER HIGHS

Pass attempts	31, vs. Cal (Fr.)
Pass completions	20, vs. Cal (Fr.)
Interceptions	2, at West Virginia (Fr.)
Passing yards	364, vs. Cal (Fr.)
Passing TDs	2, vs. Rice (Fr.)
Long	84, vs. Kansas (Fr.)
Total Offense	524, vs. Cal (Fr.)

CAREER TOTALS

400-yard passing games	0
300-yard passing games	1
200-yard passing games	2
Multiple TD pass games	1
Record as a starter	4-6 (.400)

RUSHING

OPPONENT	ATT-YDS-TD	LONG
at Notre Dame	2-(-12)-0	0
RICE	9-91-0	35
CALIFORNIA	24-163-3	45
OKLAHOMA STATE	19-48-0	29
at TCU	12-23-0	17
vs. Oklahoma	21-115-0	25
KANSAS STATE	15-61-0	16
at Iowa State	9-13-0	8
KANSAS	9-38-0	23
at West Virginia	12-17-0	9
TEXAS TECH	4-(-1)-0	8
at Baylor	3-0-0	7

CAREER HIGHS

Rushing attempts	24, vs. Cal (Fr.)
Rushing yards	163, vs. Cal (Fr.)
Long	45, vs. Cal (Fr.)
Rushing TDs	3, vs. Cal (Fr.)
100-yard rushing games	2

#18 Tyrone Swoopes

OPPONENT	COMP-ATT-INT	YDS	TD	LONG
at Notre Dame	7-22-0	93	0	48
RICE	1-3-0	8	0	8
CALIFORNIA	DNP			
OKLAHOMA STATE	0-0-0	0	0	0
at TCU	5-8-0	74	1	36
vs. Oklahoma	1-1-0	2	1	2
KANSAS STATE	0-1-0	0	0	0
at Iowa State	6-13-0	59	0	22
KANSAS	6-7-0	98	1	40
at West Virginia	0-1-0	0	0	0
TEXAS TECH	9-18-1	52	0	9
at Baylor	12-19-0	151	1	57

CAREER HIGHS

Pass attempts	44, vs. Oklahoma (So.)
Pass completions	27, vs. Oklahoma (So.)
Interceptions	TBA
Passing yards	334, vs. Oklahoma (So.)
Passing TDs	2, Four Times
Long	73, vs. TCU (So.)
Total Offense	416, vs. Iowa State (So.)

CAREER TOTALS


400-yard passing games	0
300-yard passing games	3
200-yard passing games	6
Multiple TD pass games	0
Record as a starter	6-8 (.429)

RUSHING

OPPONENT	ATT-YDS-TD	LONG
at Notre Dame	10-17-0	7
RICE	1-8-0	8
CALIFORNIA	DNP	
OKLAHOMA STATE	3-35-1	16
at TCU	5-25-0	9
vs. Oklahoma	4-14-1	7
KANSAS STATE	7-50-3	29
at Iowa State	10-58-0	13
KANSAS	4-59-4	44
at West Virginia	5-35-0	19
TEXAS TECH	15-98-2	46
at Baylor	10-52-1	18

CAREER HIGHS

Rushing attempts	15, Two Times
Rushing yards	98, vs. Texas Tech (Jr.)
Long	46, vs. Texas Tech (Jr.)
Rushing TDs	4, vs. Kansas (Jr.)
100-yard rushing games	0



RUNNING BACKS

#33 D'Onta Foreman

OPPONENT	RUSHING		RECEIVING	
	ATT-YDS-TD	LONG	REC-YDS-TD	LONG
at Notre Dame	3-5-0	3	0-0-0	0
RICE	7-32-1	12	0-0-0	0
CALIFORNIA	9-47-1	27	0-0-0	0
OKLAHOMA STATE	7-15-0	10	2-20-0	14
at TCU	18-112-0	17	2-32-0	22
vs. Oklahoma	9-117-0	81	0-0-0	0
KANSAS STATE	10-43-0	15	0-0-0	0
at Iowa State	2-6-0	4	0-0-0	0
KANSAS	12-157-2	93	0-0-0	0
at West Virginia	18-147-1	65	1-12-0	12
TEXAS TECH	DNP			
at Baylor	DNP			

CAREER HIGHS

Rushing attempts _____ 18, Two Times
 Rushing yards _____ 157, vs. Kansas (So.)
 Long _____ 93, vs. Kansas (So.)
 Rushing TDs _____ 2, vs. Kansas (So.)
 100-yard games (4) _____ 157, vs. Kansas (So.); 147 at WVU (So.);
 117 vs. Oklahoma (So.); 117 at TCU (So.)
 Receptions _____ 2, Two Times
 Receiving yards _____ 32, at TCU (So.)
 Long _____ 22, at TCU (So.)
 Receiving TDs _____ N/A
 All-purpose yards _____ 159, at WVU (So.)

#25 Chris Warren III

OPPONENT	RUSHING		RECEIVING	
	ATT-YDS-TD	LONG	REC-YDS-TD	LONG
at Notre Dame	3-4-0	3	0-0-0	0
RICE	2-5-0	4	0-0-0	0
CALIFORNIA	5-24-0	9	0-0-0	0
OKLAHOMA STATE	DNP			
at TCU	DNP			
vs. Oklahoma	DNP			
KANSAS STATE	2-19-0	14	0-0-0	0
at Iowa State	2-10-0	7	0-0-0	0
KANSAS	DNP			
at West Virginia	4-26-0	22	2-(-3)-0	0
TEXAS TECH	25-276-4	91	2-12-0	9
at Baylor	28-106-0	16	1-4-0	4

CAREER HIGHS

Rushing attempts _____ 28, at Baylor (Fr.)
 Rushing yards _____ 276, vs. Texas Tech (Fr.)
 Long _____ 91 yards, vs. Texas Tech (Fr.)
 Rushing TDs _____ 4, vs. Texas Tech (Fr.)
 100-yard games (2) _____ 276, vs. Texas Tech (Fr.); 106, at Baylor (Fr.)
 Receptions _____ 2, Two Times
 Receiving yards _____ 12, vs. Texas Tech (Fr.)
 Long _____ 9, vs. Texas Tech (Fr.)
 Receiving TDs _____ N/A
 All-purpose yards _____ 288, vs. Texas Tech (Fr.)

#32 Johnathan Gray

OPPONENT	RUSHING		RECEIVING	
	ATT-YDS-TD	LONG	REC-YDS-TD	LONG
at Notre Dame	8-40-0	11	0-0-0	0
RICE	9-13-1	7	1-8-0	8
CALIFORNIA	11-46-2	15	4-71-0	26
OKLAHOMA STATE	11-55-0	42	0-0-0	0
at TCU	15-55-0	10	0-0-0	0
vs. Oklahoma	22-76-0	15	0-0-0	0
KANSAS STATE	18-103-0	46	0-0-0	0
at Iowa State	8-23-0	6	1-5-0	5
KANSAS	7-22-0	5	0-0-0	0
at West Virginia	14-56-0	8	0-0-0	0
TEXAS TECH	DNP			
at Baylor	DNP			

CAREER HIGHS


Rushing attempts _____ 29, vs. Oklahoma (So.)
 Rushing yards _____ 141, vs. Kansas State (So.)
 Long _____ 49, vs. WVU (Fr.)
 Rushing TDs _____ 3, vs. WVU (Jr.)
 100-yard games (6) _____ 141, K-State (So.); 123, Oklahoma (So.); 111, Kansas (Fr.)
 106, Texas Tech (Fr.); 103, K-State (Sr.); 101, WVU (Jr.)
 Receptions _____ 4, Two Times
 Receiving yards _____ 71, vs. Cal (Sr.)
 Long _____ 34, vs. Texas Tech (Fr.)
 Receiving TDs _____ 1, vs. Oregon State (Fr.)
 All-purpose yards _____ 155, vs. K-State (So.)

#28 Kirk Johnson

OPPONENT	RUSHING		RECEIVING	
	ATT-YDS-TD	LONG	REC-YDS-TD	LONG
at Notre Dame	DNP			
RICE	DNP			
CALIFORNIA	DNP			
OKLAHOMA STATE	DNP			
at TCU	DNP			
vs. Oklahoma	0-0-0	0	0-0-0	0
KANSAS STATE	0-0-0	0	0-0-0	0
at Iowa State	0-0-0	0	0-0-0	0
KANSAS	5-12-0	14	0-0-0	0
at West Virginia	0-0-0	0	0-0-0	0
TEXAS TECH	3-32-0	32	0-0-0	0
at Baylor	DNP			

CAREER HIGHS

Rushing attempts _____ 5, vs. Kansas (Fr.)
 Rushing yards _____ 32, vs. Texas Tech (Fr.)
 Long _____ 32, vs. Texas Tech (Fr.)
 Rushing TDs _____ N/A
 100-yard games _____ N/A
 Receptions _____ N/A
 Receiving yards _____ N/A
 Long _____ N/A
 Receiving TDs _____ N/A
 All-purpose yards _____ 32, vs. Texas Tech (Fr.)



RECEIVING

#47 Andrew Beck, TE

OPPONENT	REC-YDS-TD	LONG
at Notre Dame	1-10-0	10
RICE	0-0-0	0
CALIFORNIA	1-5-0	5
OKLAHOMA STATE	0-0-0	0
at TCU	0-0-0	0
vs. Oklahoma	1-4-0	4
KANSAS STATE	1-5-0	5
at Iowa State	1-22-0	22
KANSAS	1-15-0	15
at West Virginia	0-0-0	0
TEXAS TECH	0-0-0	0
at Baylor	2-16-0	10
TOTALS	8-77-0	22

CAREER HIGHS

Receptions	2, at Baylor (So.)
Yards	22, at Iowa State (So.)
Long	22, at Iowa State (So.)
TDs	N/A
100-yard games (0)	N/A

#42 Caleb Bluiett, TE

OPPONENT	REC-YDS-TD	LONG
at Notre Dame	0-0-0	0
RICE	1-8-0	8
CALIFORNIA	0-0-0	0
OKLAHOMA STATE	1-29-0	29
at TCU	0-0-0	0
vs. Oklahoma	1-2-1	2
KANSAS STATE	1-28-0	28
at Iowa State	0-0-0	0
KANSAS	1-5-0	5
at West Virginia	1-30-0	30
TEXAS TECH	1-8-0	8
at Baylor	1-57-1	57
TOTALS	8-167-2	57

CAREER HIGHS

Receptions	1, Eight Times
Yards	57, at Baylor (Jr.)
Long	57, at Baylor (Jr.)
TDs	1, Two Times
100-yard games (0)	N/A

#1 John Burt, WR

OPPONENT	REC-YDS-TD	LONG
at Notre Dame	1-48-0	48
RICE	1-69-1	69
CALIFORNIA	4-65-0	43
OKLAHOMA STATE	1-4-0	4
at TCU	2-36-0	36
vs. Oklahoma	2-5-0	3
KANSAS STATE	2-25-0	20
at Iowa State	2-11-0	9
KANSAS	4-113-1	84
at West Virginia	1-37-0	37
TEXAS TECH	4-23-0	9
at Baylor	4-21-0	8
TOTALS	28-457-2	84

CAREER HIGHS

Receptions	4, Four Times
Yards	113, vs. Kansas (Fr.)
Long	84, vs. Kansas (Fr.)
TDs	1, Two Times
100-yard games (1)	113, vs. Kansas (Fr.)

#3 Armanti Foreman, WR

OPPONENT	REC-YDS-TD	LONG
at Notre Dame	0-0-0	0
RICE	2-43-1	32
CALIFORNIA	4-70-0	38
OKLAHOMA STATE	1-10-0	10
at TCU	3-19-0	7
vs. Oklahoma	0-0-0	0
KANSAS STATE	DNP	
at Iowa State	DNP	
KANSAS	1-40-1	40
at West Virginia	0-0-0	0
TEXAS TECH	0-0-0	0
at Baylor	0-0-0	0
TOTALS	11-182-2	40

CAREER HIGHS

Receptions	4, Two Times
Yards	91, vs. TCU (Fr.)
Long	73, vs. TCU (Fr.)
TDs	1, Two Times
100-yard games (0)	N/A

#4 Daje Johnson, WR

OPPONENT	REC-YDS-TD	LONG
at Notre Dame	6-45-0	20
RICE	0-0-0	0
CALIFORNIA	5-145-0	54
OKLAHOMA STATE	2-6-0	8
at TCU	1-5-0	5
vs. Oklahoma	DNP	
KANSAS STATE	6-41-0	14
at Iowa State	6-37-0	18
KANSAS	3-6-0	9
at West Virginia	4-76-1	36
TEXAS TECH	1-3-0	3
at Baylor	3-51-0	24
TOTALS	37-415-1	54

CAREER HIGHS

Receptions	7, Two Times
Yards	145, vs. Cal (Sr.)
Long	70, at K-State (Fr.)
TDs	1, Three Times
100-yard games (1)	145, vs. Cal (Sr.)

#7 Marcus Johnson, WR

OPPONENT	REC-YDS-TD	LONG
at Notre Dame	0-0-0	0
RICE	DNP	
CALIFORNIA	DNP	
OKLAHOMA STATE	2-50-0	47
at TCU	3-11-0	6
vs. Oklahoma	4-35-1	24
KANSAS STATE	0-0-0	0
at Iowa State	0-0-0	0
KANSAS	1-20-0	20
at West Virginia	1-5-0	5
TEXAS TECH	1-9-0	9
at Baylor	0-0-0	0
TOTALS	12-130-1	47

CAREER HIGHS

Receptions	7, vs. Oklahoma (Jr.)
Yards	120, at TCU (So.)
Long	65, at TCU (So.)
TDs	1, Four Times
100-yard games (1)	120, at TCU (So.)

#5 Lorenzo Joe, WR

OPPONENT	REC-YDS-TD	LONG
at Notre Dame	0-0-0	0
RICE	0-0-0	0
CALIFORNIA	0-0-0	0
OKLAHOMA STATE	0-0-0	0
at TCU	1-21-1	21
vs. Oklahoma	1-9-0	9
KANSAS STATE	0-0-0	0
at Iowa State	1-6-0	6
KANSAS	1-37-0	37
at West Virginia	0-0-0	0
TEXAS TECH	0-0-0	0
at Baylor	0-0-0	0
TOTALS	4-73-1	37

CAREER HIGHS

Receptions	1, Seven Times
Yards	37, vs. Kansas (So.)
Long	37, vs. Kansas (So.)
TDs	1, at TCU (So.)
100-yard games (0)	N/A

#17 Ryan Newsome, WR

OPPONENT	REC-YDS-TD	LONG
at Notre Dame	0-0-0	0
RICE	DNP	
CALIFORNIA	DNP	
OKLAHOMA STATE	DNP	
at TCU	0-0-0	0
vs. Oklahoma	0-0-0	0
KANSAS STATE	DNP	
at Iowa State	DNP	
KANSAS	3-21-0	8
at West Virginia	DNP	
TEXAS TECH	0-0-0	0
at Baylor	1-2-0	2
TOTALS	4-23-0	8

CAREER HIGHS


Receptions	3, vs. Kansas (Fr.)
Yards	21, vs. Texas Tech (Fr.)
Long	8, vs. Kansas (Fr.)
TDs	N/A
100-yard games (0)	N/A

#11 Jocorey Warrick, WR

OPPONENT	REC-YDS-TD	LONG
at Notre Dame	0-0-0	0
RICE	0-0-0	0
CALIFORNIA	1-(-5)-0	0
OKLAHOMA STATE	DNP	
at TCU	1-(-2)-0	0
vs. Oklahoma	0-0-0	0
KANSAS STATE	DNP	
at Iowa State	DNP	
KANSAS	4-42-0	21
at West Virginia	DNP	
TEXAS TECH	DNP	
at Baylor	DNP	
TOTALS	6-35-0	21

CAREER HIGHS

Receptions	4, vs. Kansas (Jr.)
Yards	42, vs. Kansas (Jr.)
Long	21, vs. Kansas (Jr.)
TDs	N/A
100-yard games (0)	N/A



DEFENSE

NAME	GP	SOLO	AST	TOTAL	TFL	SACKS	INT	PBU	QB-P	FR-YDS	FF	BLK	SAF
Jinkens, Peter	11-11	46	29	75	9.5-43	6.5-38	.	.	4
Jefferson, Mali	11-9	37	24	61	7.0-23	2.5-12	.	3	6	1-26	1	.	.
Thomas, Duke	12-12	42	16	58	3.0-12	.	1-29	5	1
Hughes, Naashon	12-12	40	17	57	9.0-52	5.5-48	.	1	4	.	1	.	.
Hall, Jason	12-11	33	18	51	0.5-1	.	2-52	2	1	.	1	.	.
Hill, Holton	12-8	37	12	49	1.0-2	.	1-41	4	.	1-0	.	.	.
Haines, Dylan	11-11	37	10	47	3.0-17	1.0-14	5-102	3
Ford, Poona	12-5	22	17	39	6.0-29	2.5-21	.	1	1	1-0	1	.	.
Boyette Jr., Pa	12-6	26	11	37	8.0-18	3.0-10	.	2	3	1-0	.	.	.
Davis, Davante	12-5	31	5	36	1.0-3	.	1-0	7
Wheeler, Anthon	12-2	22	14	36	1.0-5	.	.	1	.	1-0	.	.	.
Ridgeway, Hassa	11-8	24	12	36	6.5-21	3.5-16	.	.	2	2-26	.	.	.
Jackson, Desmon	11-5	19	12	31	2.5-10	1.5-9	.	.	1	1-7	.	.	.
Davis, Shiro	11-4	18	11	29	5.5-30	2.0-20	.	.	4	.	2	.	.
Bonney, John	12-6	24	5	29	2.0-9	1.0-8	.	1	1	.	1	.	.
Cole, Timothy	11-3	20	7	27	1.0-8	1.0-8	.	.	1
Cottrell, Bryce	12-8	16	11	27	6.5-34	4.0-28	.	1	4
Hager, Breckyn	9-0	12	6	18	.	.	1-10
Omenihu, Char	12-0	15	2	17	1.0-1	1-0	1	.	.
Boyd, Kris	12-0	9	7	16	1	.	.
Vaccaro, Kevin	9-0	11	4	15	.	.	.	1	.	.	1	.	.
Locke III, P.J.	12-1	10	4	14	1.0-1	.	.	1	.	.	1	.	.
Elliott, DeShon	7-0	11	2	13	.	.	2-5	1	.	.	1	.	.
Freeman, Edwin	6-0	9	3	12	3.0-6	1	.	.
Davis, Antwuan	12-5	6	2	8	.	.	.	1	.	1-0	.	.	.
Vasser, Quincy	8-0	4	3	7
Nelson, Chris	8-0	3	4	7	1.0-9	1.0-9	.	.	1
Roberson, Deric	10-0	4	2	6	2.0-6	2.0-6	.	.	2	.	1	.	.
Echols, Bryson	6-0	1	2	3
McMillon, Jake	12-0	1	2	3
Leonard, Dorian	12-0	1	1	2
Bluiett, Caleb	12-2	1	1	2
Oliver, Jake	8-0	2	.	2
Flowers, Sedic	12-11	1	.	1
McNeal, DeAndre	10-0	1	.	1
Rose, Nick	12-0	1	.	1
De La Torre, Al	11-2	1	.	1
Gray, Johnathan	11-10	1	.	1
Warrick, Jacore	6-0	1	.	1
Templin, Ty	2-0	1	.	1
Beck, Andrew	12-10	1	.	1
Dickson, Michae	12-0	1	.	1
Johnson, Kirk	6-0	2-0	.	.	.

GP - Games Played; SOLO - unassisted tackles; AST - assisted tackles; TOTAL - total tackles; TFLs - tackles for loss; Sacks - quarterback sacks; QB-P - quarterback pressures; INT - interceptions; PBU - pass breakups; FF - forced fumbles; FR - fumble recoveries; BLK - blocked kicks; SAF - Safety



PLACE-KICKERS

#23 Nick Rose

OPPONENT	FG-FGA	PAT-A	POINTS	LONG
at Notre Dame	1-2	0-0	3	41
RICE	0-0	6-6	6	-
CALIFORNIA	1-1	5-6	8	27
OKLAHOMA STATE	2-2	3-3	9	46
at TCU	0-2	1-1	1	-
vs. Oklahoma	1-1	3-3	6	27
KANSAS STATE	1-1	2-2	5	28
at Iowa State	0-0	0-0	0	-
KANSAS	1-1	8-8	11	29
at West Virginia	2-2	2-2	8	34
TEXAS TECH	1-1	6-6	9	32
at Baylor	3-4	2-2	11	53

PUNTERS

#13 Michael Dickson

OPPONENT	NO.	YDS	AVG.	LONG	TB	FC	50+	I20
at Notre Dame	10	423	42.3	56	0	3	3	2
RICE	5	183	36.6	59	0	2	1	3
CALIFORNIA	3	129	43.0	50	1	2	1	1
OKLAHOMA STATE	7	166	38.0	58	0	3	3	3
at TCU	8	328	41.0	57	1	5	1	0
vs. Oklahoma	6	250	41.7	53	0	3	1	1
KANSAS STATE	6	222	37.0	51	2	0	1	1
at Iowa State	9	412	45.8	57	0	5	3	3
KANSAS	5	213	42.6	63	1	1	1	1
at West Virginia	4	175	43.8	54	1	2	2	0
TEXAS TECH	8	335	41.9	49	0	3	0	2
at Baylor	6	243	40.5	48	0	3	0	2
TOTALS	77	3179	41.3	63	6	32	17	19



GAME-BY-GAME TACKLES (INDIVIDUAL)

Name	UA-A	TOT	ND	RICE	CAL	OSU	TCU	OU	KS	ISU	KU	WVU	TTU	BU
Jinkens, Peter	46-29	75	4-6	4-3	4-2	5-4	6-2	6-2	3-1	6-3	3-3	5-3	-	DNP
Jefferson, Mali	37-24	61	5-4	6-3	3-6	2-0	2-0	5-1	1-1	3-3	2-1	6-5	2-0	DNP
Thomas, Duke	42-16	58	3-2	5-2	4-1	5-2	2-1	3-0	6-2	5-2	2-1	1-2	3-0	3-1
Hughes, Naashon	40-17	57	4-3	3-0	1-0	6-1	0-1	4-5	-	5-2	2-0	0-2	7-3	8-0
Hall, Jason	33-18	51	2-5	-	1-0	2-0	1-2	2-1	5-3	6-1	4-0	4-2	1-3	5-1
Hill, Holton	37-12	49	-	4-0	1-0	2-0	6-1	7-1	3-2	1-3	3-1	2-0	4-4	4-0
Haines, Dylan	37-10	47	5-2	3-0	2-0	6-1	3-1	1-0	3-1	2-2	5-1	4-2	3-0	DNP
Ford, Poona	22-17	39	-	5-3	2-1	2-2	2-0	2-1	2-1	1-6	2-0	1-0	-	3-3
Boyette Jr., Pa	26-11	37	3-0	1-1	1-0	1-1	1-2	2-1	1-1	5-0	0-1	2-0	4-0	5-4
Davis, Davante	31-5	36	-	1-0	1-0	0-3	-	5-1	1-0	5-0	3-0	5-1	4-0	6-0
Ridgeway, Hassa	24-12	36	1-0	5-1	3-0	4-2	1-2	1-1	2-2	1-1	2-1	3-1	1-1	DNP
Wheeler, Anthon	22-14	36	0-1	-	-	3-2	0-1	2-0	2-1	2-4	2-1	1-0	6-2	4-2
Jackson, Desmon	19-12	31	1-2	4-2	2-1	2-1	0-1	2-0	1-0	1-2	3-1	2-1	DNP	1-1
Bonney, John	24-5	29	2-0	2-0	6-0	1-0	0-1	3-0	1-0	1-1	-	-	6-3	2-0
Davis, Shiro	18-11	29	2-1	3-2	4-1	0-3	DNP	-	1-1	1-2	-	2-0	2-0	3-1
Cole, Timothy	20-7	27	-	1-1	DNP	2-0	2-0	-	-	1-3	4-1	2-0	6-2	2-0
Cottrell, Bryce	16-11	27	1-0	1-3	0-1	1-1	3-2	2-0	2-1	1-1	1-2	1-0	2-0	1-0
Hager, Breckyn	12-6	18	1-1	1-0	-	-	4-1	DNP	DNP	DNP	0-2	-	1-1	5-1
Omenihu, Char	15-2	17	0-1	-	-	3-0	1-1	2-0	1-0	2-0	5-0	1-0	-	-
Boyd, Kris	9-7	16	1-3	1-1	-	4-3	-	-	1-0	1-0	1-0	-	-	-
Vaccaro, Kevin	11-4	15	1-2	1-0	7-2	-	1-0	1-0	-	-	DNP	DNP	DNP	-
Locke III, P.J.	10-4	14	-	-	2-2	-	1-0	-	-	-	2-0	-	-	5-2
Elliott, DeShon	11-2	13	DNP	DNP	DNP	DNP	DNP	2-0	1-0	-	3-0	2-1	-	3-1
Freeman, Edwin	9-3	12	3-1	2-1	-	DNP	DNP	DNP	DNP	DNP	DNP	1-0	-	3-1
Davis, Antwan	6-2	8	0-1	2-0	2-1	1-0	1-0	-	-	-	-	-	-	-
Nelson, Chris	3-4	7	-	1-0	-	DNP	DNP	-	DNP	-	0-2	DNP	1-0	1-2
Vasser, Quincy	4-3	7	DNP	2-0	DNP	DNP	1-2	-	DNP	-	1-1	-	-	-
Roberson, Deric	4-2	6	-	DNP	-	-	-	-	1-0	0-2	2-0	DNP	-	1-0
McMillon, Jake	1-2	3	-	-	-	-	1-1	-	-	-	0-1	-	-	-
Echols, Bryson	1-2	3	1-1	DNP	-	DNP	DNP	-	0-1	-	-	DNP	DNP	DNP
Leonard, Dorian	1-1	2	-	-	-	-	-	-	-	-	-	-	1-1	-
Bluiett, Caleb	1-1	2	-	0-1	-	-	-	-	-	1-0	-	-	-	-
Oliver, Jake	2-0	2	DNP	-	-	DNP	DNP	DNP	1-0	-	1-0	-	-	-
De La Torre, Al	1-0	1	-	-	-	1-0	-	-	-	-	DNP	-	-	-
Beck, Andrew	1-0	1	-	-	-	-	-	-	-	1-0	-	-	-	-
Gray, Johnathan	1-0	1	-	-	1-0	-	-	-	-	-	-	-	DNP	-
Flowers, Sedic	1-0	1	-	-	-	-	-	-	-	-	1-0	-	-	-
Templin, Ty	1-0	1	-	1-0	DNP	DNP	DNP	DNP	DNP	DNP	DNP	DNP	DNP	DNP
Rose, Nick	1-0	1	-	-	-	-	-	-	-	-	-	-	-	1-0
Warrick, Jacore	1-0	1	1-0	-	-	DNP	-	-	DNP	DNP	-	DNP	DNP	DNP
McNeal, DeAndre	1-0	1	-	-	-	-	-	-	1-0	DNP	-	DNP	-	-
Dickson, Michae	1-0	1	-	-	-	-	-	-	-	1-0	-	-	-	-

NOTE: first number indicates number of solo tackles; second number indicates number of assisted tackles
 Key: i - interception; f - forced fumble; r - fumble recovery; p - blocked punt; k - blocked FG; ep - blocked PAT

2015 OFFICIATING CREWS

1 - NOTRE DAME

R: Mike Defee
 U: Robert Richeson
 HL: Al Green
 LJ: Quentin Givens
 BJ: Terry Jones
 FJ: Joe Blubaugh
 SJ: Lo van Pham

3 - CALIFORNIA

R: Mark Duddy
 U: Tim Schroeder
 HL: Cravonne Barret
 LJ: Steve Kovac
 BJ: David Ross
 FJ: Kevin Kieser
 SJ: Shane Anderson

5 - TCU

R: Dan Romeo
 U: Scott Teifer
 HL: Andy Warner
 LJ: Marc Bovos
 BJ: Chris Alston
 FJ: Ed Vinzant
 SJ: Craig Falkner

7 - KANSAS STATE

R: Eddy Shelton
 U: Rick Podraza
 HL: Rick Smith
 LJ: Keith Garmond
 BJ: Terry White
 FJ: Nick Lave
 SJ: Jim Murphy

9 - KANSAS

R: Mike Defee
 U: Robert Richeson
 HL: Al Green
 LJ: Quentin Givens
 BJ: Terry Jones
 FJ: Joe Blubaugh
 SJ: Lo van Pham

11 - TEXAS TECH

R: C. Castleberry
 U: Jim Adams
 HL: Bill Scott
 LJ: Frank LeBlanc
 BJ: Joel Wetzel
 FJ: Nick Lave
 SJ: Anthony Flemmin

2 - RICE

R: Brad Van Vark
 U: Michael Cooper
 HL: George Gusman
 LJ: Jerod Phillips
 BJ: Brian Ernest
 FJ: Jason Ledet
 SJ: Gene Semko

4 - OKLAHOMA STATE

R: Alan Eck
 U: Tab Slaughter
 HL: Cal McNeill
 LJ: Kelly Deterding
 BJ: Donnie Aultman
 FJ: Scott Gains
 SJ: Anthony Flemmin

6 - OKLAHOMA

R: C. Castleberry
 U: Jim Adams
 HL: Bill Scott
 LJ: Frank LeBlanc
 BJ: Joel Wetzel
 FJ: Randy Smith
 SJ: Jim Murphy

8 - IOWA STATE


R: Dan Romeo
 U: Scott Teifer
 HL: Andy Warner
 LJ: Marc Bovos
 BJ: Chris Alston
 FJ: Ed Vinzant
 SJ: Craig Falkner

10 - WEST VIRGINIA

R: Brad Van Vark
 U: Michael Cooper
 HL: George Gusman
 LJ: Jerod Phillips
 BJ: Brian Ernest
 FJ: Jason Ledet
 SJ: Gene Semko

12 - BAYLOR

R: Brad Van Vark
 U: Robert Richeson
 HL: George Gusman
 LJ: Jerod Phillips
 BJ: Brian Ernest
 FJ: Scott Gains
 SJ: Craig Falkner



DEFENSIVE LEADERS

TACKLES FOR LOSS (81)

Jinkens, Peter	9.5-43
Hughes, Naashon	9.0-52
Boyette Jr., Paul	8.0-18
Jefferson, Malik	7.0-23
Ridgeway, Hassan	6.5-21
Cottrell, Bryce	6.5-34
Ford, Poona	6.0-29
Davis, Shiro	5.5-30
Thomas, Duke	3.0-12
Haines, Dylan	3.0-17
Freeman, Edwin	3.0-6
Jackson, Desmond	2.5-10
Bonney, John	2.0-9
Roberson, Derick	2.0-6
Hill, Holton	1.0-2
Wheeler, Anthony	1.0-5
Davis, Davante	1.0-3
Cole, Timothy	1.0-8
Omenihu, Charles	1.0-1
Locke III, P.J.	1.0-1
Nelson, Chris	1.0-9
Hall, Jason	0.5-1

SACKS (37)

Jinkens, Peter	6.5-38
Hughes, Naashon	5.5-48
Cottrell, Bryce	4.0-28
Ridgeway, Hassan	3.5-16
Boyette Jr., Paul	3.0-10
Jefferson, Malik	2.5-12
Ford, Poona	2.5-21
Davis, Shiro	2.0-20
Roberson, Derick	2.0-6
Jackson, Desmond	1.5-9
Haines, Dylan	1.0-14
Bonney, John	1.0-8
Cole, Timothy	1.0-8
Nelson, Chris	1.0-9

QB PRESSURES (36)

Jefferson, Malik	6
Jinkens, Peter	4
Hughes, Naashon	4
Davis, Shiro	4
Cottrell, Bryce	4
Boyette Jr., Paul	3
Ridgeway, Hassan	2
Roberson, Derick	2
Thomas, Duke	1
Hall, Jason	1
Ford, Poona	1
Jackson, Desmond	1
Bonney, John	1
Cole, Timothy	1
Nelson, Chris	1

FORCED FUMBLES (14)

Davis, Shiro	2
Jefferson, Malik	1
Hughes, Naashon	1
Ford, Poona	1
Bonney, John	1
Omenihu	1
Boyd, Kris	1
Vaccaro, Kevin	1
Locke III, PJ	1
Elliott, DeShon	1
Freeman, Edwin	1
Nelson, Chris	1

RECOVERED FUMBLES (12)

Ridgeway, Hasson	2-26
Jefferson, Malik	1-26
Hill, Holton	1-0
Ford, Poona	1-0
Boyette Jr., Paul	1-0
Wheeler, Anthony	1-0
Jackson, Desmond	1-7
Omeinihu, Charles	1-0
Davis, Antwuan	1-0

INTERCEPTIONS (13)

Haines, Dylan	5-102
Hall, Jason	2-52
Elliott, DeShon	2-5
Thomas, Duke	1-29
Hill, Holton	1-41
Hager, Breckyn	1-10
Davis, Davante	1-0

PASS BREAKUPS (35)

Davis, Davante	7
Thomas, Duke	5
Hill, Holton	4
Haines, Dylan	3
Jefferson, Malik	3
Hall, Jason	2
Boyette Jr., Paul	2
Hughes, Naashon	1
Ford, Poona	1
Wheeler, Anthony	1
Bonney, John	1
Cottrell, Bryce	1
Vaccaro, Kevin	1
Locke III, PJ	1
Davis, Antwuan	1

BLOCKED PUNTS (0)

BLOCKED FIELD GOALS (0)

BLOCKED EXTRA POINTS (0)

10-TACKLE GAMES (3)

Jefferson, Malik	11 at WVU
Jinkens, Peter	10 at ND
Hughes, Naashon	10 vs. TTU

MULTI-TFL GAMES (19)

Jefferson, Malik	2.5-7 at ND
Thomas, Duke	2.0-11 at ND
Hughes, Naashon	2.0-2 at ND
Davis, Shiro	2.0-17 vs. CAL
Jinkens, Peter	2.0-2 vs. OSU
Jefferson, Malik	2.0-12 vs. OU
Boyette Jr., Paul	2.0-8 vs. OU
Cottrell, Bryce	2.0-14 vs. KS
Jinkens, Peter	2.0-8 at ISU
Hughes, Naashon	2.0-17 at BAY
Boyette Jr., Paul	2.0-2 at BAY
Ridgeway, Hassan	1.5-8 vs. OSU
Ford, Poona	1.5-4 vs. OSU
Ford, Poona	1.5-13 vs. OU
Hughes, Naashon	1.5-4 at ISU
Ridgeway, Hassan	1.5-3 at ISU
Cottrell, Bryce	1.5-10 vs. KU
Jinkens, Peter	1.5-9 vs. KU
Jackson, Desmond	1.5-8 vs. KU

*Must include one solo TFL to qualify


MULTI-SACK GAMES (4)

Jefferson, Malik	2.0-12 vs. OU
Jinkens, Peter	2.0-8 at ISU
Ford, Poona	1.5-13 vs. OU
Jinkens, Peter	1.5-9 vs. KU

*Must include one solo sack to qualify

GAME-BY-GAME DEFENSIVE STATISTICS (TEAM)

Opponent	Sacks	TFL	FF	FR	INT	PBU	P_BLK	FG_BLK	XP_BLK	QBP
at Notre Dame	1.0-12	9.0-39	1	0-0	0-0	0	0	0	0	2
RICE	2.0-23	6.0-31	1	2-26	3-66	0	0	0	0	5
CALIFORNIA	1.0-14	4.0-21	2	2-7	0-0	2	0	0	0	3
OKLAHOMA STATE	3.0-24	8.0-32	0	1-34	2-70	3	0	0	0	3
at TCU	0.0-0	2.0-4	1	0-0	0-0	7	0	0	0	3
vs. Oklahoma	6.0-45	8.0-50	1	1-0	0-0	1	0	0	0	2
KANSAS STATE	5.0-33	8.0-41	1	0-0	1-0	4	0	0	0	1
at Iowa State	6.0-18	8.0-22	0	0-0	0-0	6	0	0	0	1
KANSAS	6.0-37	7.0-39	2	1-0	3-41	3	0	0	0	6
at West Virginia	2.0-5	5.0-10	0	0-0	1-0	0	0	0	0	0
TEXAS TECH	4.0-20	11.0-31	3	3-(-8)	1-16	4	0	0	0	5
at Baylor	1.0-16	5.0-20	2	2-0	2-46	5	0	0	0	5



CAREER HIGHS

Beck, Andrew

Receptions: 2, at Baylor, Dec 05, 2015
 Receiving yards: 22, at Iowa State, Oct 31, 2015 (1 reception)
 Long reception: 22, at Iowa State, Oct 31, 2015
 All-purpose yards: 22, at Iowa State, Oct 31, 2015
 Kick returns: 1, California, Sep 19, 2015
 Kick return yards: 8, California, Sep 19, 2015 (1 return)
 Long kick return: 8, California, Sep 19, 2015
 Tackles: 2, BYU, Sep 06, 2014 (1-1)

Bluiett, Caleb

Points scored: 6, at Baylor, Dec 05, 2015 ; vs Oklahoma, Oct 10, 2015
 Touchdowns: 1, at Baylor, Dec 05, 2015 ; vs Oklahoma, Oct 10, 2015
 Receptions: 1, 8 times
 Receiving yards: 57, at Baylor, Dec 05, 2015 (1 reception)
 Receiving TDs: 1 [t-7th], at Baylor, Dec 05, 2015 ; vs Oklahoma, Oct 10, 2015
 Long reception: 57, at Baylor, Dec 05, 2015
 All-purpose yards: 57, at Baylor, Dec 05, 2015
 Tackles: 6, 4 times
 Sacks: 1.0, 4 times
 Tackles for loss: 3.0 [t-8th], at Kansas State, Oct 25, 2014 (3-0)
 Pass breakups: 1, North Texas, Aug 30, 2014 ; at

Bonney, John

Tackles: 9, Texas Tech, Nov 26, 2015 (6-3)
 Sacks: 1.0, Kansas State, Oct 24, 2015 (1-0)
 Tackles for loss: 1.0, Texas Tech, Nov 26, 2015 (1-0); Kansas State, Oct 24, 2015 (1-0)
 Fumbles forced: 1 [t-3rd], Texas Tech, Nov 26, 2015
 Pass breakups: 1, at TCU, Oct 03, 2015

Boyd, Kris

All-purpose yards: 63, vs Oklahoma, Oct 10, 2015
 Kick returns: 3, at TCU, Oct 03, 2015
 Kick return yards: 63, vs Oklahoma, Oct 10, 2015 (2 returns)
 Long kick return: 36, vs Oklahoma, Oct 10, 2015
 Tackles: 7, Oklahoma State, Sep 26, 2015 (4-3)
 Fumbles forced: 1 [t-3rd], at Notre Dame, Sep 05, 2015

Boyette Jr., Paul

Tackles: 9, at Baylor, Dec 05, 2015 (5-4)
 Sacks: 1.0, vs Oklahoma, Oct 10, 2015 (1-0); at Iowa State, Oct 31, 2015 (1-0)
 Tackles for loss: 2.0, at Baylor, Dec 05, 2015 (2-0); at Oklahoma State, Nov 15, 2014 (1-1); vs Oklahoma, Oct 10, 2015 (2-0)
 Fumbles recovered: 1 [t-2nd], West Virginia, Nov 08, 2014 ; RICE, Sep 12, 2015 ; vs UCLA, Sep 13, 2014
 Pass breakups: 1, Texas Tech, Nov 26, 2015 ; Iowa State, Oct 18, 2014 ; at Iowa State, Oct 31, 2015

Burt, John

Points scored: 6, Kansas, Nov 07, 2015 ; RICE, Sep 12, 2015
 Touchdowns: 1, Kansas, Nov 07, 2015 ; RICE, Sep 12, 2015
 Rush attempts: 1, Texas Tech, Nov 26, 2015
 Rush yards: -2, Texas Tech, Nov 26, 2015 (1 carries)
 Receptions: 4, 4 times
 Receiving yards: 113, Kansas, Nov 07, 2015 (4 receptions)
 Receiving TDs: 1 [t-7th], Kansas, Nov 07, 2015 ; RICE, Sep 12, 2015
 Long reception: 84 [1st], Kansas, Nov 07, 2015
 Total offense attempts: 1, Texas Tech, Nov 26, 2015 (1 rush, 0 pass)
 Total offense yards: -2, Texas Tech, Nov 26, 2015 (-2 rush, 0 pass)
 All-purpose yards: 113, Kansas, Nov 07, 2015

Cole, Timothy

Tackles: 8, Texas Tech, Nov 26, 2015 (6-2)
 Sacks: 1.0, Oklahoma State, Sep 26, 2015 (1-0)
 Tackles for loss: 1.0, Oklahoma State, Sep 26, 2015 (1-0)
 Pass breakups: 1, North Texas, Aug 30, 2014

Cottrell, Bryce

Tackles: 5, at TCU, Oct 03, 2015 (3-2)
 Sacks: 1.0, 5 times
 Tackles for loss: 2.0, Kansas State, Oct 24, 2015 (2-0)
 Pass breakups: 1, New Mexico State, Aug 31, 2013 ; Texas Tech, Nov 26, 2015 ; vs UCLA, Sep 13, 2014

Davis, Antwan

Tackles: 3, California, Sep 19, 2015 (2-1)
 Fumbles recovered: 1 [t-2nd], California, Sep 19, 2015
 Pass breakups: 1, California, Sep 19, 2015

Davis, Davante

Interceptions: 1 [t-4th], at West Virginia, Nov 14, 2015
 Tackles: 6, at Baylor, Dec 05, 2015 (6-0); at West Virginia, Nov 14, 2015 (5-1); vs Oklahoma, Oct 10, 2015 (5-1)
 Tackles for loss: 1.0, at Iowa State, Oct 31, 2015 (1-0)
 Pass breakups: 3 [t-3rd], at Iowa State, Oct 31, 2015
 All-purpose yards: 23, Baylor, Oct 04, 2014
 Tackles: 2, New Mexico State, Aug 31, 2013 (2-0)

Dickson, Michael

Punt attempts: 10 [2nd], at Notre Dame, Sep 05, 2015
 Punt yards: 423 [1st], at Notre Dame, Sep 05, 2015 (10 punts)
 Longest punt: 63 [t-5th], Kansas, Nov 07, 2015
 Tackles: 1, at Iowa State, Oct 31, 2015 (1-0)

Elliott, DeShon

All-purpose yards: 5, Kansas, Nov 07, 2015
 Interceptions: 2 [t-1st], Kansas, Nov 07, 2015
 Long interception return: 5, Kansas, Nov 07, 2015
 Tackles: 4, at Baylor, Dec 05, 2015 (3-1)
 Fumbles forced: 1 [t-3rd], vs Oklahoma, Oct 10, 2015
 Pass breakups: 1, at Baylor, Dec 05, 2015

Ford, Poona

Tackles: 8, RICE, Sep 12, 2015 (5-3)
 Sacks: 1.5, vs Oklahoma, Oct 10, 2015 (1-1)
 Tackles for loss: 1.5, vs Oklahoma, Oct 10, 2015 (1-1); Oklahoma State, Sep 26, 2015 (1-0)
 Fumbles forced: 1 [t-3rd], at Baylor, Dec 05, 2015
 Fumbles recovered: 1 [t-2nd], at Baylor, Dec 05, 2015
 Pass breakups: 1, at TCU, Oct 03, 2015

Foreman, Armant

Points scored: 6, 4 times
 Touchdowns: 1, 4 times
 Rush attempts: 1, 4 times
 Rush yards: 30, at Kansas, Sep 27, 2014 (1 carries)
 Long rush: 29, at Kansas, Sep 27, 2014
 Receptions: 4, TCU, Nov 27, 2014 ; California, Sep 19, 2015
 Receiving yards: 91, TCU, Nov 27, 2014 (4 receptions)
 Receiving TDs: 1 [t-7th], 4 times
 Long reception: 73 [6th], TCU, Nov 27, 2014
 Total offense attempts: 1, 4 times
 Total offense yards: 30, at Kansas, Sep 27, 2014 (30 rush, 0 pass)
 All-purpose yards: 198 [t-3rd], TCU, Nov 27, 2014
 Kick returns: 5 [t-6th], TCU, Nov 27, 2014
 Kick return yards: 107 [t-8th], TCU, Nov 27, 2014 (5 returns)
 Long kick return: 27, TCU, Nov 27, 2014
 Tackles: 1, TCU, Nov 27, 2014 (1-0)

Foreman, D'Onta

Points scored: 12, Kansas, Nov 07, 2015
 Touchdowns: 2, Kansas, Nov 07, 2015
 Rush attempts: 18, at West Virginia, Nov 14, 2015 ; at TCU, Oct 03, 2015
 Rush yards: 157 [4th], Kansas, Nov 07, 2015 (12 carries)
 Rush TDs: 2 [t-10th], Kansas, Nov 07, 2015
 Long rush: 93 [1st], Kansas, Nov 07, 2015
 Receptions: 2, at TCU, Oct 03, 2015 ; Oklahoma State, Sep 26, 2015
 Receiving yards: 32, at TCU, Oct 03, 2015 (2 receptions)
 Long reception: 22, at TCU, Oct 03, 2015
 Total offense attempts: 18, at West Virginia, Nov 14, 2015 (18 rush, 0 pass); at TCU, Oct 03, 2015 (18 rush, 0 pass)
 Total offense yards: 157, Kansas, Nov 07, 2015 (157 rush, 0 pass)
 All-purpose yards: 159, at West Virginia, Nov 14, 2015
 Kick returns: 1, Baylor, Oct 04, 2014 ; RICE, Sep 12, 2015
 Kick return yards: 25, RICE, Sep 12, 2015 (1 return)
 Long kick return: 25, RICE, Sep 12, 2015
 Tackles: 1, at Oklahoma State, Nov 15, 2014 (0-1)

Freeman, Edwin


Tackles: 4, at Baylor, Dec 05, 2015 (3-1); at Notre Dame, Sep 05, 2015 (3-1)
 Tackles for loss: 1.0, at West Virginia, Nov 14, 2015 (1-0); at Notre Dame, Sep 05, 2015 (1-0); RICE, Sep 12, 2015 (1-0)
 Fumbles forced: 1 [t-3rd], RICE, Sep 12, 2015
 Hager, Breckyn
 All-purpose yards: 10, RICE, Sep 12, 2015
 Interceptions: 1 [t-4th], RICE, Sep 12, 2015
 Long interception return: 10, RICE, Sep 12, 2015
 Tackles: 6, at Baylor, Dec 05, 2015 (5-1)

Haines, Dylan

Points scored: 6, Iowa State, Oct 18, 2014
 Touchdowns: 1, Iowa State, Oct 18, 2014
 All-purpose yards: 74, Iowa State, Oct 18, 2014
 Interceptions: 1 [t-4th], 9 times
 Long interception return: 74 [1st], Iowa State, Oct 18, 2014
 Tackles: 14 [t-9th], West Virginia, Nov 08, 2014 (9-5)
 Sacks: 1.0, RICE, Sep 12, 2015 (1-0)
 Tackles for loss: 2.0, Texas Tech, Nov 26, 2015 (2-0)
 Fumbles forced: 1 [t-3rd], West Virginia, Nov 08, 2014
 Fumbles recovered: 1 [t-2nd], at Oklahoma State, Nov 15, 2014
 Pass breakups: 2 [t-10th], at Texas Tech, Nov 01, 2014 ; TCU, Nov 27, 2014 ; Kansas State, Oct 24, 2015

Hall, Jason

All-purpose yards: 35, RICE, Sep 12, 2015
 Interceptions: 1 [t-4th], at Baylor, Dec 05, 2015 ; RICE, Sep 12, 2015
 Long interception return: 31 [t-6th], RICE, Sep 12, 2015
 Tackles: 9, West Virginia, Nov 08, 2014 (6-3)
 Sacks: 1.0, vs UCLA, Sep 13, 2014 (1-0)
 Tackles for loss: 1.0, vs UCLA, Sep 13, 2014 (1-0)
 Fumbles forced: 1 [t-3rd], Kansas, Nov 07, 2015
 Pass breakups: 1, 4 times



CAREER HIGHS

Heard, Jerrod

Points scored: 18 [t-6th], California, Sep 19, 2015
 Touchdowns: 3 [t-6th], California, Sep 19, 2015
 Rush attempts: 24, California, Sep 19, 2015
 Rush yards: 163 [3rd], California, Sep 19, 2015 (24 carries)
 Rush TDs: 3 [t-6th], California, Sep 19, 2015
 Long rush: 45, California, Sep 19, 2015
 Pass attempts: 31, California, Sep 19, 2015
 Pass completions: 20, California, Sep 19, 2015
 Pass yards: 364 [t-1st], California, Sep 19, 2015
 Pass TDs: 2 [t-7th], RICE, Sep 12, 2015
 Had intercepted: 2 [t-4th], at West Virginia, Nov 14, 2015
 Long pass: 84 [1st], Kansas, Nov 07, 2015
 Receptions: 1, Texas Tech, Nov 26, 2015
 Receiving yards: 3, Texas Tech, Nov 26, 2015 (1 reception)
 Long reception: 3, Texas Tech, Nov 26, 2015
 Total offense attempts: 55 [t-1st], California, Sep 19, 2015 (24 rush, 31 pass)
 Total offense yards: 527 [1st], California, Sep 19, 2015 (163 rush, 364 pass)
 All-purpose yards: 163, California, Sep 19, 2015

Hill, Holton

Points scored: 6, Oklahoma State, Sep 26, 2015
 Touchdowns: 1, Oklahoma State, Sep 26, 2015
 All-purpose yards: 41, Oklahoma State, Sep 26, 2015
 Interceptions: 1 [t-4th], Oklahoma State, Sep 26, 2015
 Long interception return: 41 [4th], Oklahoma State, Sep 26, 2015
 Tackles: 8, Texas Tech, Nov 26, 2015 (4-4); vs Oklahoma, Oct 10, 2015 (7-1)
 Tackles for loss: 1.0, Texas Tech, Nov 26, 2015 (1-0)
 Fumbles recovered: 1 [t-2nd], Texas Tech, Nov 26, 2015
 Pass breakups: 2 [t-10th], at Baylor, Dec 05, 2015

Holtz, Trey

Rush attempts: 2, Kansas, Nov 07, 2015
 Rush yards: 10, Kansas, Nov 07, 2015 (2 carries)
 Long rush: 10, Kansas, Nov 07, 2015
 Total offense attempts: 2, Kansas, Nov 07, 2015 (2 rush, 0 pass)
 Total offense yards: 10, Kansas, Nov 07, 2015 (10 rush, 0 pass)
 All-purpose yards: 10, Kansas, Nov 07, 2015

Hughes, Naashon

Tackles: 10, Texas Tech, Nov 26, 2015 (7-3)
 Sacks: 1.5, Texas Tech, Nov 26, 2015 (1-1)
 Tackles for loss: 2.0, at Baylor, Dec 05, 2015 (2-0); TCU, Nov 27, 2014 (2-0); at Notre Dame, Sep 05, 2015 (2-0)
 Fumbles forced: 1 [t-3rd], Kansas, Nov 07, 2015
 Pass breakups: 1, Kansas, Nov 07, 2015 ; West Virginia, Nov 08, 2014

Jefferson, Malik

Points scored: 6, RICE, Sep 12, 2015
 Touchdowns: 1, RICE, Sep 12, 2015
 Tackles: 11, at West Virginia, Nov 14, 2015 (6-5)
 Sacks: 2.0 [t-5th], vs Oklahoma, Oct 10, 2015 (2-0)
 Tackles for loss: 2.5, at Notre Dame, Sep 05, 2015 (2-0)
 Fumbles forced: 1 [t-3rd], Texas Tech, Nov 26, 2015
 Fumbles recovered: 1 [t-2nd], RICE, Sep 12, 2015
 Pass breakups: 1, at TCU, Oct 03, 2015 ; at Iowa State, Oct

Joe, Lorenzo

Points scored: 6, at TCU, Oct 03, 2015
 Touchdowns: 1, at TCU, Oct 03, 2015
 Receptions: 1, 7 times
 Receiving yards: 37, Kansas, Nov 07, 2015 (1 reception)
 Receiving TDs: 1 [t-7th], at TCU, Oct 03, 2015
 Long reception: 37, Kansas, Nov 07, 2015
 All-purpose yards: 37, Kansas, Nov 07, 2015
 Tackles: 1, at Oklahoma State, Nov 15, 2014 (0-1)

Johnson, Kirk

Rush attempts: 5, Kansas, Nov 07, 2015
 Rush yards: 32, Texas Tech, Nov 26, 2015 (3 carries)
 Long rush: 32, Texas Tech, Nov 26, 2015
 Total offense attempts: 5, Kansas, Nov 07, 2015 (5 rush, 0 pass)
 Total offense yards: 32, Texas Tech, Nov 26, 2015 (32 rush, 0 pass)
 All-purpose yards: 32, Texas Tech, Nov 26, 2015
 Kick returns: 2, at West Virginia, Nov 14, 2015
 Kick return yards: 20, at West Virginia, Nov 14, 2015 (2 returns)
 Long kick return: 10, at West Virginia, Nov 14, 2015
 Fumbles recovered: 1 [t-2nd], Kansas, Nov 07, 2015 ; vs Oklahoma, Oct 10, 2015

Leonard, Dorian

Receptions: 1, vs Oklahoma, Oct 11, 2014
 Receiving yards: 7, vs Oklahoma, Oct 11, 2014 (1 reception)
 Long reception: 7, vs Oklahoma, Oct 11, 2014
 All-purpose yards: 7, vs Oklahoma, Oct 11, 2014
 Tackles: 2, Texas Tech, Nov 26, 2015 (1-1)

Locke III, P.J.

Tackles: 7, at Baylor, Dec 05, 2015 (5-2)
 Tackles for loss: 1.0, at Baylor, Dec 05, 2015 (1-0)
 Fumbles forced: 1 [t-3rd], at Baylor, Dec 05, 2015
 Pass breakups: 1, at TCU, Oct 03, 2015

Nelson, Chris

Tackles: 3, at Baylor, Dec 05, 2015 (1-2)
 Sacks: 1.0, RICE, Sep 12, 2015 (1-0)
 Tackles for loss: 1.0, RICE, Sep 12, 2015 (1-0)

Oliver, Jake

Tackles: 1, Kansas, Nov 07, 2015 (1-0); Kansas State, Oct 24, 2015 (1-0)

Omenihu, Char

Tackles: 5, Kansas, Nov 07, 2015 (5-0)
 Tackles for loss: 1.0, Kansas State, Oct 24, 2015 (1-0)
 Fumbles forced: 1 [t-3rd], at TCU, Oct 03, 2015
 Fumbles recovered: 1 [t-2nd], Texas Tech, Nov 26, 2015

Swoopes, Tyrone

Points scored: 24 [t-2nd], Kansas, Nov 07, 2015
 Touchdowns: 4 [t-2nd], Kansas, Nov 07, 2015
 Rush attempts: 15, Texas Tech, Nov 26, 2015 ; TCU, Nov 27, 2014
 Rush yards: 98, Texas Tech, Nov 26, 2015 (15 carries)
 Rush TDs: 4 [t-2nd], Kansas, Nov 07, 2015
 Long rush: 46, Texas Tech, Nov 26, 2015
 Pass attempts: 44 [3rd], vs Oklahoma, Oct 11, 2014
 Pass completions: 27 [t-2nd], vs Oklahoma, Oct 11, 2014
 Pass yards: 334 [5th], vs Oklahoma, Oct 11, 2014
 Pass TDs: 2 [t-7th], 4 times
 Had intercepted: 4 [t-1st], TCU, Nov 27, 2014
 Long pass: 73 [5th], TCU, Nov 27, 2014
 Total offense attempts: 55 [t-1st], vs Oklahoma, Oct 11, 2014 (11 rush, 44 pass)
 Total offense yards: 416 [3rd], Iowa State, Oct 18, 2014 (95 rush, 321 pass)
 All-purpose yards: 98, Texas Tech, Nov 26, 2015
 Tackles: 1, BYU, Sep 06, 2014 (1-0)
 Fumbles recovered: 1 [t-2nd], TCU, Nov 27, 2014

Vaccaro, Kevin

Tackles: 9, California, Sep 19, 2015 (7-2)
 Fumbles forced: 1 [t-3rd], California, Sep 19, 2015
 Pass breakups: 1, California, Sep 19, 2015

Vasser, Quincy

Kick returns: 1, at Iowa State, Oct 31, 2015
 Tackles: 3, at TCU, Oct 03, 2015 (1-2)

Warren III, Chris

Points scored: 24 [t-2nd], Texas Tech, Nov 26, 2015
 Touchdowns: 4 [t-2nd], Texas Tech, Nov 26, 2015
 Rush attempts: 28 [t-3rd], at Baylor, Dec 05, 2015
 Rush yards: 276 [1st], Texas Tech, Nov 26, 2015 (25 carries)
 Rush TDs: 4 [t-2nd], Texas Tech, Nov 26, 2015
 Long rush: 91 [2nd], Texas Tech, Nov 26, 2015
 Receptions: 2, at West Virginia, Nov 14, 2015 ; Texas Tech, Nov 26, 2015
 Receiving yards: 12, Texas Tech, Nov 26, 2015 (2 receptions)
 Long reception: 9, Texas Tech, Nov 26, 2015
 Total offense attempts: 28, at Baylor, Dec 05, 2015 (28 rush, 0 pass)
 Total offense yards: 276, Texas Tech, Nov 26, 2015 (276 rush, 0 pass)
 All-purpose yards: 288 [1st], Texas Tech, Nov 26, 2015

Warrick, Jacorey

Receptions: 4, Kansas, Nov 07, 2015
 Receiving yards: 42, Kansas, Nov 07, 2015 (4 receptions)
 Long reception: 21, Kansas, Nov 07, 2015
 All-purpose yards: 43, vs Arkansas, Dec 29, 2014
 Kick returns: 1, vs Arkansas, Dec 29, 2014 ; at TCU, Oct 03, 2015
 Kick return yards: 30, vs Arkansas, Dec 29, 2014 (1 return)
 Long kick return: 30, vs Arkansas, Dec 29, 2014
 Tackles: 1, at Notre Dame, Sep 05, 2015 (1-0)

Wheeler, Anthony

Tackles: 8, Texas Tech, Nov 26, 2015 (6-2)
 Tackles for loss: 1.0, Kansas State, Oct 24, 2015 (1-0)
 Fumbles recovered: 1 [t-2nd], at Baylor, Dec 05, 2015
 Pass breakups: 1, at Baylor, Dec 05, 2015