



University of Notre Dame
Sports Information
112 Joyce Center
Notre Dame, IN 46556
574-631-7516
574-631-7941 (fax)
www.UND.com

2008 NOTRE DAME FOOTBALL NOTES

Primary Contact: Brian Hardin • bhardin2@nd.edu • Office - 574.631.9471 • Cell - 574.532.4134
Secondary Contact: Michael Bertsch • mbertscl@nd.edu • Office - 574.631.8642 • Cell - 574.532.4154



GAME 9: NOTRE DAME (5-3) vs. BOSTON COLLEGE (5-3)



DATE: Saturday, November 8, 2008

TIME: 8:00 p.m. ET

SITE (CAPACITY): Alumni Stadium (44,500); Chestnut Hill, Mass.

TICKETS: The game is sold out. It is the 69th sellout in the last 76 road games for the Irish. The only non-sellouts include the 2001-07 games at Stanford, the 2004 game vs. Navy (The Meadowlands), the 2005 game at Washington and the 2006 game at Air Force.

TV: ESPN national telecast with Mike Patrick (play-by-play), Todd Blackledge (analysis), Holly Rowe (sideline), Bo Garrett (producer) and Scott Johnson (director).

RADIO: ISP Sports is the exclusive national rights-holder for Irish football radio broadcasts. The Notre Dame-ISP relationship begins with the 2008 season -- with ISP managing, producing and syndicating the Irish national football radio network. Notre Dame games will be broadcast by Don Criqui (play-by-play), former Irish great Allen Pinkett (analysis) and Jeff Jeffers providing pre-game, sideline and post-

WHAT'S INSIDE

Head Coach Charlie Weis	2
Irish Probable Starting Lineup	3
Notre Dame's Record When	3
With A Victory / With A Defeat	3-5
Team Notes	5-14
Eye On Career / Season Records.....	8-11
Individual / Team Honors	14
Special Team Notes	14-16
Media Information.....	17
Offense Notes	16-23
Defense Notes	23-26
Miscellaneous Notes	26-29
Series History vs. BC / ACC.....	33-33
Last Two Meetings with BC	34-35
Irish Players Season / Career Highs	36-37
The Last Time	38-40
Weis Era Record Book.....	41-48
Depth Chart	49
Pronunciation Guide	50
Alphabetical / Numerical Roster	50-51
Game Summaries	52-59
Player Bios.....	60-78
Season Stats	79-92

COUNTDOWN TO KICKOFF

- 10 Ten true freshmen have played for the Irish so far this season. (SEE PAGE 6)
- 9 In regulation over the last two games, Notre Dame's first-team defense has registered nine three-and-outs in 20 defensive possessions. (SEE PAGE 6)
- 8 Through eight games, the statistics of the 2008 Irish are surprisingly similar both offensively and defensively to the statistics of the 2006 Irish through eight games. (SEE PAGE 9)
- 7 Only seven FBS schools are averaging fewer three-and-outs per game than Notre Dame's offense, according to a survey conducted by football SIDs. The Irish have committed 13 three-and-outs this year which averages out to 1.63 per game. (SEE PAGE 17)
- 6 Senior CB **Mike Anello** has tallied at least two tackles in six games this year despite playing solely on punt and kickoff coverage units. The special teams stalwart is tied for 10th on the team with 17 tackles. (SEE PAGE 15)
- 5 All but five of Notre Dame's touchdowns this year have been scored by freshmen or sophomores (23 of 28). Senior WR **David Grimes** has two touchdowns and junior HB **James Aldridge** has the other three TDs. (SEE PAGE 6)
- 4 Senior SS **Kyle McCarthy** leads the Irish with 76 tackles and ranks fourth nationally among all defensive backs with 9.5 tackles per game. He has registered double-digit tackle performances in four games this season. (SEE PAGE 25)
- 3 Sophomore QB **Jimmy Clausen** is on pace to record the third-most prolific passing season in school history. Only Brady Quinn's junior and senior seasons in 2005 and 2006 would rank ahead of Clausen's projected numbers of 3,155 passing yards and 27 passing touchdowns. (SEE PAGE 18)
- 2 Notre Dame's kickoff coverage team ranks second in the FBS allowing only 16.6 yards per return. (SEE PAGES 14)
- 1 Freshman WR **Michael Floyd** ranks first in Notre Dame history in receptions and touchdown receptions by a freshman in a season. He sits only 57 yards shy of the single-season receiving yards record by a freshman too. (SEE PAGES 20-21)
- 0 No school has made as much of a leap offensively this year as the Irish. Last year through eight games, Notre Dame averaged 187.6 yards per game but has seen its production jump to 385.4 yards per game in 2008 -- a 105.4 percent increase. (SEE PAGE 11)

2008 NOTRE DAME SCHEDULE

Date	Opponent	Site	Time
September 6	SAN DIEGO STATE (NBC)	Notre Dame, Ind.	W, 21-13
September 13	MICHIGAN (NBC)	Notre Dame, Ind.	W, 35-17
September 20	at Michigan State (ABC)	East Lansing, Mich.	L, 7-23
September 27	PURDUE (NBC)	Notre Dame, Ind.	W, 38-21
October 4	STANFORD (NBC)	Notre Dame, Ind.	W, 28-21
October 11	at North Carolina (ABC)	Chapel Hill, N.C.	L, 24-29
October 25	at Washington (ESPN2)	Seattle, Wash.	W, 33-7
November 1	PITTSBURGH (NBC)	Notre Dame, Ind.	L, 33-36 (4ot)
November 8	at Boston College (ESPN)	Chestnut Hill, Mass.	8:00 p.m.
November 15	vs. Navy (CBS)	Baltimore, Md.	12:00 p.m.
November 22	SYRACUSE (NBC)	Notre Dame, Ind.	2:30 p.m.
November 29	at USC (TBA)	Los Angeles, Calif.	5:00 p.m.

All Times Local

game reports. This broadcast can be heard live on SIRIUS Satellite Radio (channel 159).

All Notre Dame home games may be heard in South Bend on Sunny 101.5 FM and NewsTalk 960 WSBT-AM. See page 12 of this notes package for more information on Irish football radio and television shows.

WEB SITES: Notre Dame (und.com), Boston College (bceagles.com).

REAL-TIME STATS: Live in-game statistics will be provided through CBS College Sports Gametracker via each school's respective official athletic websites.

POLLS: Neither Notre Dame or Boston College are receiving votes in either the Associated Press poll or USA Today coaches polls.

SERIES INFO: This meeting will be the 18th all-time meeting between the two schools and first matchup in Chestnut Hill since 2003. Boston College has won five of the last six meetings, including each of the last four matchups. The Eagles have also won two straight and three of the last four inside Notre Dame Stadium. (see All-Time Series Results on page 26).

WHAT TO WATCH FOR: Notre Dame has dropped five consecutive meetings with Boston College. The Irish will look to prevent the Eagles from becoming the fourth school to ever register a winning streak of six games or more against Notre Dame.

Printed by xerox

**Notre Dame Head Coach
Charlie Weis**



PERSONAL INFORMATION

BIRTHDAY: March 30, 1956
FAMILY: Wife, Maurca; Son, Charlie, Jr. (15) and Daughter, Hannah (13)
HIGH SCHOOL: Middlesex High School, Middlesex, N.J.
EDUCATION: Bachelor's Degree in speech and drama, Notre Dame, 1978; Master's Degree in education, South Carolina, 1989

COACHING EXPERIENCE

Year	School/Team	Assignment
1979	Boonton (N.J.) High School	Assistant Coach
1980	Morristown (N.J.) High School	Assistant Coach
1981	Morristown (N.J.) High School	Assistant Coach
1982	Morristown (N.J.) High School	Assistant Coach
1983	Morristown (N.J.) High School	Assistant Coach
1984	Morristown (N.J.) High School	Assistant Coach
1985	South Carolina	Graduate Assistant Coach/Defensive Backs
1986	South Carolina	Graduate Assistant Coach/Linebackers
1987	South Carolina+	Volunteer Coach/Defensive Ends
1988	South Carolina@	Assistant Recruiting Coordinator
1989	Franklin Township (N.J.) High School	Head Coach
1990	New York Giants*	Defensive Assistant/Asst. Special Teams
1991	New York Giants	Running Backs
1992	New York Giants	Running Backs
1993	New England Patriots	Tight Ends
1994	New England Patriots	Tight Ends
1995	New England Patriots	Running Backs
1996	New England Patriots#	Wide Receivers
1997	New York Jets	Wide Receivers
1998	New York Jets^	Offensive Coordinator/Wide Receivers
1999	New York Jets	Offensive Coordinator/Wide Receivers
2000	New England Patriots	Offensive Coordinator/Running Backs
2001	New England Patriots*	Offensive Coordinator/Quarterbacks/RBs
2002	New England Patriots	Offensive Coordinator/Quarterbacks
2003	New England Patriots*	Offensive Coordinator
2004	New England Patriots*	Offensive Coordinator
2005	University of Notre Dame%	Head Coach
2006	University of Notre Dame\$	Head Coach
2007	University of Notre Dame	Head Coach
2008	University of Notre Dame	Head Coach

Notre Dame Total (4 seasons)27-18 (.600)

+ Gator Bowl @ Liberty Bowl
 * Super Bowl champion # Super Bowl appearance
 ^ AFC Title game % Fiesta Bowl
 \$ Sugar Bowl

**Return To Sender
(since 1999)**

The return game has been a source of strength for Notre Dame in recent years. The Irish have logged 38 returns (punts, kickoffs, fumbles, interceptions) for touchdowns during the past nine seasons (2000-present), a figure that ranks tied for eighth in the country during that stretch. Here's a look at the national leaders in TD returns since 2000:

School	2000	2001	2002	2003	2004	2005	2006	2007	2008	Bowls	Total
1. Virginia Tech	6	7	7	10	6	6	5	8	2	3	60
2. Miami, Fla.	13	11	5	9	8	3	1	1	3	3	57
Texas	6	6	7	9	2	7	8	5	4	3	57
4. Kansas State	5	2	12	6	4	5	8	7	4	1	54
5. Oklahoma	7	6	8	9	3	3	4	7	2	2	51
6. Fresno State	5	3	5	4	6	6	4	5	4	2	44
7. NC State	2	4	9	10	5	2	4	3	2	1	42
8. Notre Dame	6	4	9	3	3	5	4	3	2	0	39
8. Ohio State	7	3	3	4	6	6	3	3	2	2	39
10. Colorado	4	7	7	1	6	3	1	3	2	4	38

NOTRE DAME HEAD COACH CHARLIE WEIS:

A record combined win total for the first two seasons of any Notre Dame head football coach, consecutive Bowl Championship Series appearances for the first time in Irish history, and the two most accomplished passing seasons in Notre Dame football annals - those are the most notable by-products of the first three seasons of the Charlie Weis era in South Bend.

Weis, a 1978 Notre Dame graduate and owner of four Super Bowl-champion rings as products of a stellar 15-season career as a National Football League assistant coach, wasted no time putting his signature stamp on his alma mater's program in his first two years as Irish head coach in 2005 and 2006.

Weis and his Irish followed up a 9-3 record in '05 and BCS appearance in the Tostitos Fiesta Bowl with a 10-3 overall mark in '06 and a second consecutive BCS invitation, this time to the Allstate Sugar Bowl. Those 19 combined wins (including eight straight in the middle of the '06 regular season) qualified as most in a two-year period by the Irish since they collected 21 in 1992-93. It was also the first time Notre Dame played in BCS games in successive years and the most prominent two-season bowl qualification since the Irish played in the Fiesta and Orange Bowls after the 1994 and '95 campaigns. The only schools to play in BCS games after both the '05 and '06 seasons were Notre Dame, Ohio State and USC.

Notre Dame's 10 regular-season wins in '06 marked the ninth time that figure had been achieved in Irish history. Weis' 19 combined wins in his first two seasons were the most by a ND head coach in his first two years (the previous high was 17 by both Terry Brennan in 1954-55 and Dan Devine in 1975-76). For the second straight year in '06 Weis was one of three finalists for the George Munger Award presented by the Maxwell Football Club (of Philadelphia) to the college coach of the year.

The architect in '05 and '06 of the two most prolific passing seasons in Irish football history, Weis effectively transformed the ND offense into one of the most productive in the nation, as the Irish scored more points in '05 (440) than in any previous season in school history - and also qualified as the most improved offensive attack in the nation, jumping its total offense production (477.33 yards per game) a national-best 131.8 yards per game better than in '04. The Irish followed that up with another strong passing attack in '06, with Notre Dame's average of 264.1 passing yards per contest ranking 13th nationally and second all-time in the Notre Dame record book (behind only the 330.3 mark from '05). The Irish protected the football nearly as well as any team in the country in '06, with their 14 overall turnovers in 13 games ranking tied for fourth of the 119 NCAA I-A teams.

On a combined basis in 2005 and '06 under Weis, Notre Dame led the nation in interception avoidance with only 1.6 percent of Irish passes picked off over those two years. The Irish, thanks in large part to the play of quarterback Brady Quinn, finished third in TD passes with 69 and sixth in passing yards per game (295.8) and passing rating (151.7). In '05 and '06 combined, compared to the previous two seasons, the Irish improved their points per game by 11.5, and their total yards per game by 90.9.

**Notre Dame
Probable Starting Lineup**

OFFENSE

Pos.	No.	Player	Class	Notes
X	23	Golden Tate	So.	Leads ND with 676 yards receiving; 10 catches of 30+ yds
LT	77	Michael Turkovich	Sr.	Eighth career start at LT against Pitt (prev. 12 career starts at LG)
LG	55	Eric Olsen	Jr.	Has started 14 straight games (the final six of 2007 at RG)
OC	51	Dan Wenger	Jr.	Started first three games of 2007 at RG and last eight games at C
RG	78	Trevor Robinson	Fr.	One of 10 true freshmen to see playing time this season
RT	74	Sam Young	Jr.	Has started all 33 games over the past three seasons
TE	9	Kyle Rudolph	Fr.	His 16 receptions are the most ever by an Irish freshman tight end
Z	11	David Grimes	Sr.	Tri-captain; 21 receptions for 182 yards and two touchdowns
QB	7	Jimmy Clausen	So.	Already ranks in the top 10 at ND in career attempts, completions and TDs
FB	44	Asaph Schwapp	Sr.	Prototypical lead blocking FB; Phil Steele's eighth-best FB
HB	5	Armando Allen	So.	Career-high 134 yds rushing and 247 all-purpose against Purdue

DEFENSE

Pos.	No.	Player	Class	Notes
DE	94	Justin Brown	Sr.	One of three (Lambert, Crum) fifth-year seniors
NT	95	Ian Williams	So.	Played all 12 games in 2007; sixth on team with 45 tackles
DE	96	Pat Kuntz	Sr.	Two sacks, two TFLs, INT, PBU and FR against Stanford
SAM	22	Harrison Smith	So.	Five tackles, including one for loss last week against Pittsburgh
MIKE	58	Brian Smith	So.	Six tackles, sack, TFL and QB hurry against Stanford
JACK	40	Maurice Crum, Jr.	Sr.	Streak of 43 consecutive starts snapped against Washington
WILL	56	Kerry Neal	So.	Picked up first career INT against San Diego State
LCB	8	Raeshon McNeil	Jr.	Picked up ninth career start last week against Pittsburgh
FS	27	David Bruton	Sr.	Recorded career-high 16 tackles last week against Pittsburgh
SS	28	Kyle McCarthy	Sr.	Tied for 22nd in the nation in tackles per game (9.50)
RCB	20	Terrail Lambert	Sr.	Will make his 31st straight start this week against Boston College

SPECIAL TEAMS

Pos.	No.	Player	Class	Notes
PK	14	Brandon Walker	So.	Made seven of last eight field goals, including four outside 38 yards
KO	39	Ryan Burkhart	Jr.	Averaging 61.0 yards per kick on 41 kickoffs this season
P	43	Eric Maust	Jr.	Punted 28 times for 1,153 yds (41.2 avg.) this season
H	43	Eric Maust	Jr.	Holds for both Brandon Walker and David Ruffer
SNP	39	Kevin Brooks	Sr.	Serves as snapper on both punts and field goals
PR	23	Golden Tate	So.	Avg. 3.2 yds/return on four punt returns this season
KR	5	Armando Allen	So.	Avg. 22.1 yds/return on 17 kickoff returns this season
	23	Golden Tate	So.	Avg. 20.5 yds/return on 14 kickoff returns this season

KEY PROBABLE NON-STARTERS

Pos.	No.	Player	Class	Notes
RG	59	Chris Stewart	Jr.	One of three Irish players to make starting debut in 2008 opener
QB	13	Evan Sharpley	Sr.	Played eight games, two starts in 2007; threw for 736 yds, 5 TDs
HB	34	James Aldridge	Jr.	Team-high 463 yds rushing in 2007; first career multi-TD game against Washington
HB	33	Robert Hughes	So.	Back-to-back 100-yard rushing games to close 2007 season
WR	82	Robby Parris	Jr.	Second-ranked returning WR with 361 yds in 2007
WR	3	Michael Floyd	Fr.	Owens freshman record for rec. and rec. TDs; four 100-yard games this year
WR	19	George West, Jr.	Jr.	21 rec. for 172 yds in 2007; battled injury in fall camp
WR	18	Duval Kamara	So.	Set previous school record for catches and TD catches by freshman in 2007
NT	93	Paddy Mullen	Jr.	Saw action in three games in 2007 (behind Kuntz, Williams)
DE	53	Morrice Richardson	Jr.	Played in nine games in 2007; seven tackles, one sack
DE	9	Ethan Johnson	Fr.	Made second career start against Washington
SAM	41	Scott Smith	Sr.	Voted by teammates onto leadership committee
MIKE	49	Toryan Smith	Jr.	Father, Charles, played football at Georgia
JACK	48	Steve Quinn	Sr.	Made first career start last week against Pittsburgh
WILL	90	John Ryan	Jr.	Started 10 games in 2007; 30 tackles, 5.0 TFL, 2.5 sacks
WILL	45	Darius Fleming	Fr.	One of 10 freshmen to see game action in 2008
CB	4	Gary Gray	So.	Recorded first career INT against Michigan
CB	12	Robert Blanton	Fr.	Fifth Irish freshman to ever return INT for touchdown
FS	31	Sergio Brown	Jr.	Blocked punt and set career-high in tackles, TFL, PBUs in week 1

A WIN THIS WEEK WOULD...

- ▶ Improve Notre Dame to 6-3 on the season.
- ▶ Improve Notre Dame to 2-0 (1,000) this season and 8-9 (.471) under Weis coming off a defeat.
- ▶ Give the Irish a victory over Boston College for the first time since 2000 and their first victory over the Eagles in Chestnut Hill since 1998.
- ▶ Snap Boston College's five-game winning streak in the all-time series.
- ▶ Even the Irish to 2-2 (.500) this season away from Notre Dame Stadium.
- ▶ Improve Notre Dame to 10-8-0 (.556) in the all-time series with Boston College.
- ▶ Improve the Irish to 3-3 (.500) in the all-time series with the Eagles in Alumni Stadium.
- ▶ Improve an unranked Irish squad (post 1932) to 3-4 (.429) all-time against Boston College (snap their losing streak at four games in such meetings).
- ▶ Improve an unranked Notre Dame squad to 1-2 (.333) all-time against the Eagles in Alumni Stadium.
- ▶ Improve Notre Dame to 2-2 (.500) all-time against the Eagles when both teams are unranked.
- ▶ Improve Notre Dame to 1-2 (.333) all-time against Boston College in Alumni Stadium when both teams are unranked.
- ▶ Improve Notre Dame to 76-30-2 (.713) all-time against the Atlantic Coast Conference.

**Notre Dame's
Record When...**

	2008	Weis Era
At Home	4-1	15-10
On The Road	1-2	11-6
Neutral Site Games	0-0	1-2
In Overtime	0-1	0-3
Coming off a loss	1-0	7-9
Coming off a win	2-3	17-5
Coming of an open date	1-0	2-2
Both teams are AP-ranked	0-0	3-5
Neither team is ranked	5-2	7-7
ND is ranked higher	0-0	17-2
Opponent is ranked higher	0-1	3-9
Vs. In-state Opponents	1-0	3-1
In September	3-1	10-8
In October	2-1	9-5
In November	0-1	10-4
In December	0-0	0-0
In January	0-0	0-2
On Television	5-3	27-18
On NBC	4-1	15-10
On ABC	0-2	7-5
On ESPN	0-0	2-2
On ESPN2	1-0	1-0
On CBS	0-0	1-0
On CSTV	0-0	1-0
On Fox	0-0	0-1
Afternoon Games	4-3	21-15
Night Games	1-0	6-3
Decided By 7 or Less	1-2	7-5
Scoring First	3-2	18-6
Opponent Scores First	2-1	9-12
Leading At Halftime	3-2	19-4
Tied At Halftime	2-0	4-0
Trailing At Halftime	0-1	4-14
Leading After 3 Qtrs.	4-2	21-3
Tied After 3 Qtrs.	0-0	1-1
Trailing After 3 Qtrs.	1-1	5-14
Scoring 40+ Points	0-0	9-2
Scoring 30+ Points	3-1	19-4
Scoring 20-29 Points	2-1	15-7
Scoring 0-19 Points	0-1	2-10
Allowing 40+ Points	0-0	0-6
Allowing 30+ Points	0-1	2-14
Allowing 20-29 Points	2-2	10-6
Allowing 0-19 Points	3-0	16-0
Outrushing Opponent	3-0	13-0
Getting Outrushed	2-3	14-18
Passing For More Yds	2-3	20-10
Passing For Fewer Yds	3-0	7-8
Outgaining Opponent	3-2	18-5
Getting Outgained	2-1	9-12
Winning Time of Poss.	4-1	20-5
Losing Time of Poss.	1-2	7-13
Scoring a Def./ST TD	2-0	10-3
Allowing a Def./ST TD	0-1	2-7
Fewer Penalty Yards	2-2	12-11
More Penalty Yards	3-1	15-7
Winning Turnover Battle	3-1	19-6
Losing Turnover Battle	2-2	5-9
Individual 100-yard rusher	1-0	14-4
Individual 100-yard receiver	4-2	16-6
Individual 200-yard passer	4-3	23-9
Opponent 100-yard rusher	2-2	5-13
Opponent 100-yard receiver	1-1	11-7
Opponent 200-yard passer	3-1	12-10

National Rankings

ASSOCIATED PRESS (Nov. 2)

Rk	School	Record	Pts
1.	Alabama (46)	9-0	1,600
2.	Texas Tech (12)	9-0	1,528
3.	Penn State (6)	9-0	1,525
4.	Florida (1)	7-1	1,398
5.	Texas	8-1	1,353
6.	Oklahoma	8-1	1,324
7.	USC	7-1	1,250
8.	Oklahoma State	8-1	1,198
9.	Boise State	8-0	1,030
10.	Utah	9-0	1,028
11.	TCU	9-1	958
12.	Ohio State	7-2	898
13.	Missouri	7-2	830
14.	Georgia	7-2	808
15.	LSU	6-2	746
16.	Ball State	8-0	594
17.	Brigham Young	8-1	536
18.	Michigan State	8-2	456
19.	North Carolina	6-2	418
20.	West Virginia	6-2	303
21.	California	6-2	288
22.	Georgia Tech	7-2	286
23.	Maryland	6-2	242
24.	Florida State	6-2	128
25.	Pittsburgh	6-2	96

Others Receiving Votes

Northwestern 88, Tulsa 72, Kansas 60, Minnesota 23, Cincinnati 16, Oregon State 16, South Carolina 10, Louisville 8, Air Force 6, Arizona 3, Central Michigan 1, South Florida 1.

USA TODAY/COACHES (Nov. 2)

Rk	School	Record	Pts
1.	Alabama (40)	9-0	1,498
2.	Penn State (14)	9-0	1,437
3.	Texas Tech (6)	9-0	1,409
4.	Oklahoma (1)	8-1	1,290
5.	Florida	7-1	1,268
6.	USC	7-1	1,232
7.	Texas	8-1	1,227
8.	Oklahoma State	8-1	1,066
9.	Utah	9-0	1,018
10.	Boise State	8-0	958
11.	TCU	9-1	862
12.	Ohio State	7-2	843
13.	Missouri	7-2	794
14.	Georgia	7-2	693
15.	LSU	6-2	683
16.	Brigham Young	8-1	591
17.	Michigan State	8-2	516
18.	Ball State	8-0	503
19.	North Carolina	6-2	359
20.	Georgia Tech	7-2	289
21.	Maryland	6-2	243
22.	California	6-2	192
23.	West Virginia	6-2	172
24.	Florida State	6-2	150
25.	Northwestern	7-2	120

Others Receiving Votes

Kansas 101, Tulsa 99, **Pittsburgh 91**, Minnesota 52, South Carolina 18, Oregon State 9, Connecticut 9, Illinois 8, Cincinnati 8, Arizona 5, Miami (FL) 4, South Florida 3, Oregon 3, Kentucky 2.

2008 opponents in *bold italics*

- ▶ Improve Notre Dame's all-time road record against the ACC to 27-14-2 (.651).
- ▶ Improve Notre Dame's all-time road record against teams that were members of the ACC at the time of the game to 19-5-1 (.750).
- ▶ Improve Weis' record to 28-18 overall (.609), 1-1 (.500) against Boston College and 4-3 (.571) against the ACC.
- ▶ Improve Weis' overall road record to 12-6 (.667) and his road record against the ACC to 2-1 (.667).
- ▶ Improve Weis' record to 11-4 (.733) in November games.
- ▶ Improve Weis' record to 7-3 (.700) in night games.
- ▶ Improve Notre Dame's all-time record to 830-281-42 (.738).
- ▶ Improve Notre Dame's all-time record on the road to 290-139-22 (.667).

A LOSS THIS WEEK WOULD...

- ▶ Drop Notre Dame to 5-4 on the season.
- ▶ Drop Notre Dame to 1-1 (.500) this season and 7-10 (.412) under Weis coming off a defeat.
- ▶ Deny the Irish a victory over Boston College for the first time since 2000 and their first victory over the Eagles in Chestnut Hill since 1998.
- ▶ Extend Boston College's winning streak to six games in the all-time series.
- ▶ Make Boston College the fourth school to ever register a winning streak of six games or more against Notre Dame. The other schools include Michigan (eight, 1887-1908), Michigan State (1955-63) and USC (six, 2002-07).
- ▶ Drop the Irish to 1-3 (.250) this season away from Notre Dame Stadium.
- ▶ Drop Notre Dame to 9-9 (.500) in the all-time series with Boston College.
- ▶ Drop the Irish to 2-4 (.333) in the all-time series with the Eagles in Alumni Stadium.
- ▶ Drop an unranked Irish squad (post 1932) to 2-5 (.400) all-time against Boston College (extend their losing streak to five games in such meetings).
- ▶ Drop an unranked Notre Dame squad to 0-3 (.000) all-time against the Eagles in Alumni Stadium.
- ▶ Drop Notre Dame to 1-3 (.250) all-time against the Eagles when both teams are unranked.
- ▶ Drop Notre Dame to 0-3 (.000) all-time against Boston College in Alumni Stadium when both teams are unranked.
- ▶ Drop Notre Dame to 75-31-2 (.704) all-time against the Atlantic Coast Conference.
- ▶ Drop Notre Dame's all-time road record against the ACC to 26-15-2 (.628).

2008 Irish Among National Leaders

Category	Rank	Stat	National Leader	Stat
Rushing Offense	91	121.75	Navy	308.00
Passing Offense	18	263.63	Texas Tech	424.56
Total Offense	45	385.38	Tulsa	593.00
Scoring Offense	51	27.38	Tulsa	52.00
Rushing Defense	50	127.75	TCU	38.90
Pass Efficiency Defense	17	104.76	Southern California	82.33
Total Defense	41	334.50	Southern California	211.63
Scoring Defense	38	20.88	Southern California	7.13
Net Punting	59	35.28	Michigan	42.46
Punt Returns	88	6.77	Central Mich.	20.77
Kickoff Returns	76	20.71	Penn St.	29.00
Turnover Margin	47	.25	Florida	1.75
Pass Defense	64	206.75	Southern California	127.50
Passing Efficiency	41	134.61	Tulsa	194.42
Sacks	80	1.63	TCU	3.80
Tackles For Loss	102	4.63	Missouri	8.89
Sacks Allowed	38	1.50	Air Force	.22

Passing Efficiency			Total Offense		
Jimmy Clausen	41st	134.97	Jimmy Clausen	24th	257.00

Receptions Per Game			Receiving Yds/Game		
Michael Floyd	58th	5.12	Golden Tate	28th	84.50
Golden Tate	t-76th	4.62	Michael Floyd	38th	79.12

Interceptions			Kickoff Returns		
David Bruton	t-31st	0.38	Armando Allen	82nd	22.06

Field Goals			All-Purpose Yards		
Brandon Walker	t-59th	1.00	Armando Allen	47th	130.88
			Golden Tate	50th	126.38

Tackles		
Kyle McCarthy	t-22nd	9.50
David Bruton	t-24th	9.12

- ▶ Drop Notre Dame's all-time road record against teams that were members of the ACC at the time of the game to 18-6-1 (.740).
- ▶ Drop Weis' record to 27-19 overall (.587), 0-2 (.000) against Boston College and 3-4 (.429) against the ACC.
- ▶ Drop Weis' overall road record to 11-7 (.611) and his road record against the ACC to 1-2 (.333).
- ▶ Drop Weis' record to 10-5 (.667) in November games.
- ▶ Drop Weis' record to 6-4 (.600) in night games.
- ▶ Drop Notre Dame's all-time record to 829-282-42 (.738).
- ▶ Drop Notre Dame's all-time record on the road to 289-140-22 (.667).

IRISH TEAM NOTES

LONG DAY AT THE STADIUM

- ▶ Notre Dame and Pittsburgh played the longest game in Irish history last Saturday. Notre Dame had never seen a game enter the fourth overtime. The Irish dropped a three-overtime game to Navy in 2007. In fact, the Irish have dropped their last three games that have entered overtime.
- ▶ The game lasted 4:01, which is longest in terms of time since the Michigan State game in 2005. In fact, no other game has ever gone longer since 2002 (when length of time was included on box scores).
- ▶ Notre Dame and Pittsburgh combined for 160 total plays in the game (the Panthers ran 77, while the Irish ran 83).
- ▶ The 83 plays for Notre Dame are the most this season and most since the Irish ran 90 last year against Navy.

IRISH GETTING OFF TO A FAST START

- ▶ Notre Dame has now opened each of its last four games with a scoring drive on its opening possession of the game (three touchdowns and last Saturday's field goal). In fact, the Irish have scored on their opening drive five times this season.
- ▶ The Irish have surrendered just three total first half points over the past two games. Notre Dame shutout Washington in the opening 30 minutes before limiting Pittsburgh to only a first half field goal. In fact, the Irish have not allowed a first half touchdown since the Stanford game on Oct. 4.
- ▶ Notre Dame has completely dominated both Washington and Pittsburgh in the opening half the past two weeks. The Irish outgained the Huskies, 238-38, in the first 30 minutes. Notre Dame also had 13 first downs, compared to Washington's three. The Irish outgained the Panthers, 240-71, in the first half. Notre Dame recorded 12 first downs to Pittsburgh's five.
- ▶ The Irish forced the Panthers into three first half punts, including three three-and-out drives. Washington's longest drive of the first half went for just 48 yards.
- ▶ The Irish forced the Huskies into six first half punts, including four three and out drives. Washington's longest drive of the first half went for just 14 yards.
- ▶ Notre Dame exploded out of the gates with a pair of touchdowns to grab a 14-0 first quarter lead against Washington. It took the Irish just three offensive plays to score their first touchdown (drive was three plays for 61 yards). Notre Dame added another seven-play, 70-yard scoring drive. The 14 first quarter points mark the second time this season the Irish have scored at least 14 points in the opening quarter (ND scored 21 against Michigan earlier this season).
- ▶ The Irish ran 18 plays in the opening 15 minutes and racked up 154 total yards, good for an average of 8.6 yards per play against the Huskies. On the other hand, Notre Dame limited Washington to 16 total yards on 15 plays or 1.1 yards per play in the first quarter.
- ▶ The Irish also picked up a pair of sacks, both by sophomore DS Harrison Smith. Notre Dame entered the contest with Washington with only seven sacks over its first six games of the season, which ranked 100th in the NCAA FBS (Irish finished the game with four).
- ▶ Washington's starting quarterback Ronnie Fouch went 17-of-32 for 276 yards in his previous start against Oregon State, but the Irish limited the signal caller to complete just 1-of-9 for five yards in the opening half.
- ▶ The Irish opened the first quarter against North Carolina in no-huddle (as it has the last four games) and racked up 158 total yards on 23 plays (good for a 6.9 yard average per play). Notre Dame totaled 11 first downs, compared to just four for the Tar Heels in the opening 15 minutes. North Carolina recorded 73 yards on 14 plays in the first quarter.

CHARLIE AND THE IRISH OFFENSIVE FACTORY

- ▶ Fourth-year head coach Charlie Weis came to Notre Dame with a tremendous reputation as one of the premier offensive minds in all of the NFL. The Irish saw immediate results in 2005, setting 11 school records, including passing yards (3,963), touchdown passes (32, bested in 2007), total offense yards (5,728) and total points (440). Notre Dame has surpassed the 40-point barrier on 11 different occasions in Weis' 45 games as head coach. Prior to his arrival, Notre Dame had eclipsed 40 points just nine times in its previous 97 contests. In addition, the Irish had 83 separate 100-yard receiving games over its first 116 seasons of football, but Notre Dame has had 27 the past four years under Weis. To put those numbers in perspective, Notre Dame averaged a 100-yard receiving effort every 13 games. Under Weis, the Irish is recording a 100-yard receiving effort every other game.
- ▶ Freshman WR **Michael Floyd** and sophomore WR **Golden Tate** each surpassed 100 yards receiving against Pittsburgh. They are the first Irish tandem to eclipse 100 yards receiving in the same game since Jeff Samardzija and John Carlson both eclipsed the century mark against Michigan State in 2006.

Milestone Games In 2008	
100-Yards Rushing	
*Armando Allen	134 (Purdue)
100-Yards Receiving	
*Golden Tate	127 (Michigan)
Golden Tate	121 (North Carolina)
*Michael Floyd	115 (Stanford)
Golden Tate	111 (Pittsburgh)
Michael Floyd	107 (Washington)
Michael Floyd	100 (Purdue)
Michael Floyd	100 (Pittsburgh)
300-Yards Passing	
*Jimmy Clausen	383 (North Carolina)
Jimmy Clausen	347 (Stanford)
200-Yards Passing	
Jimmy Clausen	275 (Purdue)
Jimmy Clausen	271 (Pittsburgh)
Jimmy Clausen	242 (MSU)
Jimmy Clausen	237 (SDSU)
Jimmy Clausen	201 (Washington)
Multiple Touchdowns	
*Jimmy Clausen vs. Stanford	3 (passing)
*Jimmy Clausen vs. SDSU	3 (passing)
*Jimmy Clausen vs. Purdue	3 (passing)
*Jimmy Clausen vs. Pittsburgh	3 (passing)
*Michael Floyd vs. Pittsburgh	2 (receiving)
Jimmy Clausen vs. Michigan	2 (passing)
*James Aldridge vs. Washington	2 (rushing)
*Robert Hughes vs. Michigan	2 (rushing)
*Armando Allen vs. Stanford	2 (rush., rec.)
Jimmy Clausen vs. UNC	2 (passing)
Ten-Tackles (or more)	
*16, David Bruton vs. Pittsburgh	
*15, Kyle McCarthy vs. Pittsburgh	
15, David Bruton vs. Michigan	
14, Kyle McCarthy vs. SDSU	
14, Kyle McCarthy vs. Stanford	
10, Kyle McCarthy vs. Michigan	
*10, Brian Smith at Michigan State	
10, David Bruton at Michigan State	
* - individual career highs (or tying)	

Starter Sheet

Offense	2008	Streak	Career
Young (RT)	8	33	33
Grimes (WR)	4	-	20
Turkovich (LT)	8	20	20
Clausen (QB)	8	11	17
Olsen (LG)	8	14	14
Wenger (C)	8	10	13
Duncan (LT)	-	-	12
Kamara (WR)	6	3	11
Schwapp (FB)	-	-	10
Allen (HB)	5	4	9
Rudolph (TE)	8	8	8
Stewart (RG)	8	8	8
West (WR)	-	-	7
Floyd (WR)	7	7	7
Tate (WR)	5	5	7
Yeatman (TE)	3	-	6
Aldridge (HB)	-	-	5
Parris (WR)	-	-	4
Hughes (HB)	2	-	3
Sharpley (QB)	-	-	2

Defense	2008	Streak	Career
Crum (ILB)	7	1	44
Lambert (CB)	8	30	30
Bruton (FS)	8	11	19
Kuntz (DE)	8	8	18
Ryan (OLB)	5	-	15
Brown, J. (DE)	6	3	11
Neal (OLB)	6	3	11
Smith, B. (ILB)	7	-	10
McNeil (CB)	8	8	9
McCarthy (FS)	8	8	9
Williams (NT)	4	3	6
Smith, H. (S)	5	5	5
Brown, S. (S)	4	-	4
Johnson (DE)	2	-	2
Smith, T. (ILB)	-	-	2
Herring (SS)	-	-	1
Fleming (DE)	1	-	1
Quinn (LB)	1	1	1

Longest Active Streaks

Young (RT)	33
Lambert (CB)	30
Turkovich (LT)	20
Olsen (LG)	14
Bruton (FS)	11
Clausen (QB)	11
Wenger (C)	10

Most Career Starts (Active)

Crum (LB)	44
Young (RT)	33
Lambert (CB)	30
Grimes (WR)	20
Turkovich (LT)	20
Bruton (FS)	19
Kuntz (DE)	18
Clausen (QB)	17
Ryan (OLB)	15
Olsen (LG)	14
Wenger (C)	13
Duncan (LT)	12
Brown, J. (DE)	11
Neal (OLB)	11
Kamara (WR)	11
Schwapp (FB)	10
Smith, B. (ILB)	10

► Floyd's 10 receptions are the most for a Notre Dame player this season and most since Rhema McKnight had 10 catches against Army in 2006.

IRISH ON THE DEFENSE

► Over the entire Washington game and last Saturday's opening quarter against Pittsburgh, Notre Dame's first team defense allowed 61 total yards on 47 plays - good for an average of 1.3 yard per play. In fact, the Irish forced eight three-and-outs on defense in 12 opponent drives.

► Pittsburgh did not convert a first down until the 11:50 of the second quarter.

► The Panthers had 11 possessions in regulation. Notre Dame forced Pittsburgh into a trio of three-and-outs before overtime. The Irish have now forced nine three-and-outs in their opponents last 20 drives in regulation.

► Simply put, Notre Dame registered its top defensive game in recent memory at Washington. The Irish limited the Huskies to just 124 total yards on 48 offensive plays (only 2.6 yards per play) - all Notre Dame bests since head coach Charlie Weis arrived in South Bend in 2005. In fact, the 124 total yards were the fewest for an Irish opponent since Rutgers managed only 43 in a 62-0 Notre Dame victory on Nov. 23, 1996.

► The Irish forced the Huskies to punt on each of their first nine possessions. Washington's longest drive of the game (prior its final drive of the game) went for 14 yards. The Huskies did have a nine play drive that managed just nine yards.

► Notre Dame forced Washington into six three and outs over its first nine drives.

► Prior to that final Huskies' drive, in which they marched 69 yards on 10 plays against Notre Dame's third-team defense to avoid their first home shutout since 1976, Washington had only 55 total yards on 38 plays. The Huskies had not been held below 100 yards of total offense in nearly 60 years.

► Notre Dame held Washington to plays of two yards or less 30 times over its 48 plays. Notre Dame did not allow a play of longer than eight yards prior to that final drive. Washington finished the game with eight plays of over eight yards and five came on that final meaningless drive.

► While the Irish did not force a turnover, they did register four sacks against Washington. Notre Dame managed just one sack over its first four games, but the Irish have totaled 12 in their last four games.

► Notre Dame also limited the Huskies to just nine first downs, but five game on that final drive. The nine first downs allowed are the fewest under Weis and fewest by an Irish opponent since Pittsburgh managed just nine in a Notre Dame 20-14 victory on Oct. 11, 2003.

► Washington could only muster 26 yards rushing on 23 carries, just 1.1 yards per carry. The 26 yards rushing are the fewest for an Irish foe since UCLA had 26 in last season's meeting. Notre Dame did not allow a rush of longer than eight yards all game.

IRISH MOVING THE BALL UP AND DOWN THE FIELD

► Notre Dame's offense has grown up so-to-speak over the last five games. The Irish have eclipsed 430 yards of total offense four times and have averaged 444.6 yards per game in the stretch.

► Notre Dame gained 459 yards of total offense against Washington. The Irish have surpassed the 450-yard barrier in total yards in three of the last five weeks. In fact, Notre Dame had 430+ total yards over four consecutive games (Purdue, Stanford, North Carolina and Washington).

► Notre Dame had not surpassed 430 yards of total offense in four straight games since 1995 when the Irish had 502 (Sept. 9 at Purdue), 493 (Sept. 16 vs. Vanderbilt), 511 (Sept. 23 vs. Texas) and 447 (Sept. 30 at Ohio State).

► Notre Dame totaled 472 yards in the loss against North Carolina. It was the second-most total yards for the Irish this season and most since the Irish racked up 476 against Purdue earlier in the year.

MORE, MORE BIG PLAYS

► Sophomore QB **Jimmy Clausen** completed four more passes of over 20 yards last week against Pittsburgh.

► Clausen now has 31 completions of over 20 yards on the season. He connected on just 13 in 10 games as a freshman a year ago.

► The Irish had six passing plays of over 30 yards in the entire 2007 season. Not only does sophomore WR **Golden Tate** have more by himself (10), but Notre Dame has 17 as team though eight games.

YOUNG PUPS

► Notre Dame played a total of nine true freshmen and 13 sophomores in the game against Pittsburgh.

► The Irish played 53 different players against the Panthers and 22 have at least two years of eligibility remaining after this season.

► Notre Dame's freshmen duo of WR **Michael Floyd** and TE **Kyle Rudolph** each established school records for receptions by first year players at their respective positions. Floyd's total is also a record for any position.

► The Irish have scored 28 touchdowns already this season and 23 have come from either freshmen or sophomores, including all three scores in today's game. The only touchdowns scored this season by upper classmen were junior RB **James Aldridge** (3) and senior WR **David Grimes** (2).

► The 23 of 28 touchdowns by underclassmen does not include sophomore QB **Jimmy Clausen**, who has tossed 18 touchdown passes this season.

► Notre Dame not only started two freshmen against Washington, but played a total of nine true freshmen in the game, including the first career appearance for TE **Joseph Fauria**.

TERRITORIAL DOMINANCE

- Washington ran 26 plays in the first half and not one inside the Irish 50-yard line. By contrast, 27 of Notre Dame's 42 plays were run inside Huskies' territory.
- Notre Dame's averaged drive start was its own 43-yard line, while Washington's was its own 20. When you take into consideration each team had six first half possessions, the Irish had an advantage of 138 hidden yards.
- Washington did not enter the Irish territory until 5:50 to go in the game.
- Washington ran a total of 48 plays in the game. Notre Dame ran a total of 49 plays in Washington territory alone.

CHECKING THE WEIS ERA RECORD BOOK

- The 44 pass attempts were the second most in 2008 and ninth-most under Weis.
- The three touchdown passes were tied for most in 2008 and seventh-most in the Weis era.
- The 83 total offense plays were the most in 2008 and seventh-most under Weis.
- The 92 all-purpose attempts were the most in 2008 and second-most in the Weis era.
- The five kick returns were the second-most in 2008 and tied for the eighth-most under Weis.
- The 36 points allowed were the most in 2008 and 10th-most in the Weis era.
- The 21 points allowed in the second half were the most in any half in 2008 and tied for ninth-most under Weis.
- The 14 points allowed in the third quarter were tied for the most in any quarter in 2008 and tied for the sixth-most in the Weis era.
- The three points allowed in the first half were the second fewest in any half this season and tied for the seventh-fewest under Weis.
- The two rushing touchdowns allowed were tied for the most in 2008 and fifth-most in the Weis era.
- The three interceptions registered by the defense were tied for the most in 2008 and tied for the second most under Weis.
- The 77 plays run by Pittsburgh were the most for an Irish opponent in 2008 and tied for the seventh-most in the Weis era.
- The 47 total interception return yards were the second-most in 2008 and seventh-most under Weis.
- The 8.0 tackles for loss by Notre Dame were the most in 2008 and tied for the sixth-most in the Weis era.
- The 10 receptions by freshman WR **Michael Floyd** were the most by an Irish receiver in 2008 and tied for the second-most under Weis.
- The two touchdown receptions by freshman WR **Michael Floyd** were the most by an Irish receiver in 2008 and tied for the third-most in the Weis era.
- The 201 all-purpose yards by sophomore WR **Golden Tate** were the third-most by an Irish player in 2008 and tied for the seventh-most under Weis.
- The 15 points scored by sophomore PK **Brandon Walker** were the most by an Irish player in 2008 and seventh-most in the Weis era.
- The two interceptions by junior DB **Raeshon McNeil** were the most by an Irish player in 2008 and tied for the most under Weis.
- The 47 interception return yards by junior DB **Raeshon McNeil** were the most by an Irish player in 2008 and tied for the fourth-most in the Weis era.
- The 16 tackles by senior FS **David Bruton** were the most by an Irish player in 2008 and tied for the third-most under Weis.
- The 15 tackles by senior SS **Kyle McCarthy** were the second-most by an Irish player in 2008 and tied for the sixth-most in the Weis era.
- The 15 points scored by sophomore PK **Brandon Walker** were the most by an Irish kicker under Weis.
- The five field goal attempts by sophomore PK **Brandon Walker** were the most by an Irish kicker in the Weis era.
- The four field goals by sophomore PK **Brandon Walker** were the most by an Irish kicker under Weis.
- The 48-yard field goal by sophomore PK **Brandon Walker** was tied for the longest by an Irish kicker in the Weis era.

Irish In The NFL

AFC

Pos	Player	Team
S	Tom Zbikowski	Baltimore Ravens
LB	Corey Mays	Cincinnati Bengals
S	Chinedum Ndukwe	Cincinnati Bengals
C	Dan Santucci^	Cincinnati Bengals
QB	Brady Quinn	Cleveland Browns
T	Ryan Harris	Denver Broncos
DE	Anthony Weaver	Houston Texans
RB	Darius Walker*	Houston Texans
G	Dan Stevenson^	Houston Texans
P	Hunter Smith	Indianapolis Colts
DT	Derek Landri	Jacksonville Jaguars
TE	Anthony Fasano	Miami Dolphins
OL	Mark LeVoi	New England Patriots
CB	Mike Richardson*	New England Patriots
C	Sean Mahan	Pittsburgh Steelers
P/K	Criag Hentrich	Tennessee Titans

NFC

Pos	Player	Team
DE	Bertrand Berry	Arizona Cardinals
G/T	Mike Gandy	Arizona Cardinals
TE	John Owens	Detroit Lions
RB	Ryan Grant	Green Bay Packers
LS	J. J. Jansen^	Green Bay Packers
C	John Sullivan	Minnesota Vikings
K	John Carney	New York Giants
DE	Justin Tuck	New York Giants
DE	Rinaldo Wynn	New York Giants
DE	Victor Abiamiri	Philadelphia Eagles
DT	Trevor Laws	Philadelphia Eagles
WR	Arnaz Battle	San Francisco 49ers
CB	Allen Rossum	San Francisco 49ers
TE	John Carlson	Seattle Seahawks
RB	Julius Jones	Seattle Seahawks
C	Jeff Faine	Tampa Bay Buccaneers
WR	Maurice Stovall	Tampa Bay Buccaneers

* - practice squad
^ - injured reserve

Career Starts By Position

—OFFENSE—

WR	LT	LG	C	RG	RT	TE	WR	QB	FB	HB
Grimes (20)	Young (10)	Turkovich (12)	Wenger (10)	Olsen (6)	Young (23)	Yeatman (6)	Kamara (11)	Clausen (17)	Schwapp (10)	Allen (9)
Tate (7)	Turkovich (8)	Olsen (8)		Stewart (8)	Duncan (10)	Rudolph (8)	West (7)	Sharpley (2)		Aldridge (5)
Floyd (7)	Duncan (2)			Wenger (3)			Parris (4)			Hughes (3)

—DEFENSE—

DE	NT/DT	DE	OLB	ILB	ILB	OLB	CB	SS	FS	CB
Brown, J. (12)	Kuntz (15)	Ryan (5)	Ryan (11)	Crum (44)	Smith, B. (4)	Smith, B. (6)	McNeil (9)	McCarthy (8)	Bruton (19)	Lambert (30)
Fleming (1)	Williams (6)	Kuntz (3)	Neal (11)		Smith, T. (2)	Smith, H. (3)		Smith, H. (2)	Brown, S. (4)	
		Johnson (2)			Quinn (1)			Herring (1)	McCarthy (1)	

**Eye On Notre Dame
Career Records**

Pass Attempts - Career

1. Brady Quinn	1602 (2003-06)
2. Ron Powlus	969 (1994-97)
3. Steve Buerlein.....	850 (1983-86)
4. Rick Mirer	698 (1989-92)
5. Blair Kiel.....	609 (1980-83)
6. Terry Hanratty	550 (1966-68)
7. Jarious Jackson	536 (1996-99)
8. Jimmy Clausen	534 (2007-)
9. Joe Montana.....	515 (1975-78)
10. Joe Theismann.....	509 (1968-70)

Pass Attempts per Game - Career

1. Brady Quinn	32.7 (1602/49), 2003-06
2. Jimmy Clausen	29.7 (534/18), 2007-
3. Ron Powlus	22.0 (964/44), 1994-97
4. Terry Hanratty	21.2 (550/26), 1966-68

Completions - Career

1. Brady Quinn	929 (2003-06)
2. Ron Powlus	558 (1994-97)
3. Steve Buerlein.....	473 (1983-86)
4. Rick Mirer	377 (1989-92)
5. Jimmy Clausen	310 (2007-)
6. Jarious Jackson	306 (1996-99)
7. Terry Hanratty	304 (1966-68)
8. Blair Kiel.....	297 (1980-83)
9. Joe Theismann.....	290 (1968-70)
10. Joe Montana.....	268 (1975-78)

Consecutive Passes Without INT - Multiple Games (Same Season)

1. Brady Quinn	226
.....Michigan State 2006 - Army 2006	
2. Jimmy Clausen	132
.....Michigan State 2008 - North Carolina 2008	
3. Brady Quinn	130
.....USC 2005 - Navy 2005	
4. Carlyle Holiday	126
.....Pittsburgh 2002 - Rutgers 2002	

Pass Completions per Game - Career

1. Brady Quinn	19.0 (929/49), 2003-06
2. Jimmy Clausen	17.2 (310/18), 2007-
3. Ron Powlus	12.6 (558/44), 1994-97
4. Terry Hanratty	11.7 (304/26), 1966-68

Completion Percentage - Career (min 150 att.)

1. Kevin McDougal	62.2 (1990-93)
2. Jimmy Clausen	58.1 (2007-)
3. Brady Quinn	58.0 (2003-06)
4. Ron Powlus	57.5 (1994-97)
5. Jarious Jackson	57.1 (1996-99)
6. Joe Theismann	56.9 (1968-70)
7. Steve Buerlein	55.6 (1983-86)

Passing Yards per Game - Career

1. Brady Quinn	240.0 (2003-06)
2. Jimmy Clausen	186.5 (2007-)
3. Ron Powlus	172.7 (1994-97)
4. Terry Hanratty	159.7 (1966-68)
5. Steve Buerlein	155.4 (1983-86)
6. Joe Montana	152.6 (1975-78)
7. Joe Theismann	152.1 (1968-70)

Passing Touchdown Passes - Career

1. Brady Quinn	95 (2003-06)
2. Ron Powlus	52 (1994-97)
3. Rick Mirer	41 (1989-92)
4. Jarious Jackson	34 (1996-99)
5. Joe Theismann	31 (1968-70)
6. Angelo Bertelli	28 (1941-43)
7. Terry Hanratty	27 (1966-68)
Steve Buerlein.....	27 (1983-86)
9. Bob Williams	26 (1948-50)
10. Jimmy Clausen	25 (2007-)

TURNOVERS

► After failing to record a turnover in two games against Washington and North Carolina, Notre Dame picked off three passes last week against Pittsburgh. The Irish had a +3 advantage in turnover margin. In fact, Notre Dame had not lost a game when owning a +3 advantage in the turnover department since Sept. 4, 1999 when the Irish lost at Michigan, 26-22.

► Notre Dame did not force a turnover in the victory over Washington and did not force one in consecutive games (also included the North Carolina game). The Irish had not gone back-to-back games without forcing a turnover since meetings with North Carolina and Air Force in 2006 -- a span of 20 games. Prior to this season's matchup with the Tar Heels, Notre Dame had recorded seven interceptions and recovered seven fumbles in its first five games which ranked sixth-best in the NCAA FBS of schools that had played an equal number of games.

► Notre Dame entered the game against North Carolina with a +5 advantage in turnover margin and ranked tied for 20th in the NCAA FBS. In fact, Notre Dame had gone the two previous games (Purdue and Stanford) without committing a single turnover. The Irish had not gone two straight games without a turnover since the 2006 season when ironically enough Notre Dame went without turnovers in victories over the Boilermakers and Cardinal.

► Freshman RB **Jonas Gray** mishandled a kickoff in the waning seconds of the first half against North Carolina. The Irish had run 203 offensive plays since their last turnover -- a fumble by freshman WR **Michael Floyd** in the third quarter against Michigan State.

► Notre Dame would commit four turnovers over its next 43 plays in the second half against the Tar Heels.

► The Irish committed five turnovers (two interceptions, three fumbles) against the Tar Heels, while North Carolina failed to commit one. The minus-five in turnover margin is the largest for Notre Dame in a game this season and largest turnover margin since Nov 2, 2002 in a 14-7 loss against Boston College.

NO RUNNING BACKS

Notre Dame opened the game against North Carolina with four wide receivers, one tight end and no running backs. The Irish had not opened five wide, no running backs, since Oct. 22, 2005 against BYU (just the second time under Weis and more than likely in Notre Dame school history). Notre Dame also opened that game with four WRs and one tight end. Brady Quinn proceeded to throw for 467 yards and a school record six touchdown passes that afternoon. Sophomore QB **Jimmy Clausen** set career-highs in completions (31), attempts (48) and yards (383) in the loss to the Tar Heels.

SPREADING THE WEALTH

► Sophomore QB **Jimmy Clausen** completed passes to six different receivers in the first half alone against North Carolina, including four different receivers for multiple receptions. Clausen completed a pass to a seventh different receiver in the second half.

► Clausen completed passes to six different receivers in the victory over Washington (junior back-up QB **Evan Sharpley** completed a pass to a seventh in the fourth quarter). Clausen has now hooked up with at least six different receivers in each of the last three games. In fact, Clausen has connected with at least seven receivers in three of Notre Dames seven games, including a season-high eight against San Diego State.

THIRD DOWN CONVERSIONS

► Over its last three games, Notre Dame has made major improvements on third down. The Irish have converted 46.9% (23-of-49) on third down. Notre Dame had converted just 33.8% (22-of-65) over its first five games.

► Notre Dame entered the North Carolina game converting on just 33.8% (22-of-65) on third down this season. The Irish proceeded to convert 6-of-8 on third down in the opening 30 minutes. In fact, North Carolina had allowed just 35.4% (28-of-79) on third down prior to the game. Notre Dame limited the Tar Heels to just 2-of-7 in the first half.

► The Irish finished the game against North Carolina 10-of-16 on third down conversions which is the most third down conversions by the Irish in the Weis era.

SUPER SOPHOMORES

► Notre Dame's 2007 recruiting class, which was widely considered one of the top classes in the country, experienced serious growing pains a year ago, but from the early returns from 2008 the experience was rewarding.

► The Irish have scored 28 touchdowns in 2008 and 13 have come from sophomores. WR **Golden Tate** is second on the Irish with six touchdowns. RB **Armando Allen** has scored three touchdowns, while RB **Robert Hughes** has a pair. WR **Duval Kamara** and LB **Brian Smith** each have one touchdown. When you toss in freshman WR **Michael Floyd**, freshman TE **Kyle Rudolph** and freshman DB **Robert Blanton**, a first or second year player has scored 20 of Notre Dame's 25 touchdowns.

► Sophomore **Jimmy Clausen** has thrown 18 touchdown passes.

► The top two running backs are both sophomores.

► Tate leads the Irish in receiving yards (676), second in receptions (37) and second in total touchdowns (6). He also ranks second in receiving touchdowns with five.

► Allen leads the Irish in rushing yards (433), yards per rush (4.6, among backs with at least 10 carries) and tied for second in rushing touchdowns (2).

► Four of the top six players in scoring and six of the top 11 are all sophomores (three others are freshman).

- ▶ The top three players in total offense and five of the top seven are sophomores.
- ▶ The top two players and three of the top four in all-purpose yards are sophomores.
- ▶ Two of the top six and five of the top 16 tacklers on the Irish squad are sophomores (and three others are freshmen).

NOT THAT FAR OFF FROM 2006

▶ One can draw quite a comparison between the 2008 Notre Dame team through its first eight games to the 2006 club at the same point of the season.

▶ The numbers are quite similar, but what is not similar is the experience and maturity of the respective starting lineups. For instance, 18 of the 22 starters from 2006 were either seniors or fifth-year seniors. This season, just eight of the 22 starters are seniors or fifth-year seniors. In fact, 12 of those starters will have two full years of eligibility after this season ends.

▶ The 2006 Notre Dame squad featured an offense that included a senior QB in **Brady Quinn**, a junior RB in **Darius Walker**, a fifth-year senior WR in **Rhema McKnight**, a senior WR in **Jeff Samardzija**, a senior TE in **John Carlson** and an offensive line that benefitted from four more seniors in G **Bob Morton**, C **John Sullivan**, G **Dan Santucci** and T **Ryan Harris**. Quinn, Walker, Carlson, Sullivan, Santucci and Harris are all currently on NFL rosters. McKnight and Samardzija (who turned down a NFL career for a MLB career) rank as the top-two receivers in school history.

▶ Interestingly enough, the 2008 Irish offensive unit, which includes just two seniors and eight players with at least two years of eligibility following this season, matches up quite well to that experienced group that ranked as one of the top offensive teams in school history.

Category	2006	2008
Points	240	219
Points Per Game	30.0	27.4
First Downs	177	167
Rushing Yards	858	974
Average Per Rush	3.2	3.5
Average Per Game	107.2	121.8
Passing Yards	2,240	2,109
Att-Comp-INT	305-194-4	291-173-9
Completion Percentage	63.6	59.5
Average Per Pass	7.3	7.2
Average Per Catch	11.5	12.2
Average Per Game	280.0	263.6
TD Passes	21	18
Total Offense	3,098	3,083
Average Per Play	5.4	5.4
Average Per Game	387.2	385.4
Third Down Conversions	38/112	45/114
Third Down Percentage	33.9	39.5
Sacks Allowed	21	12

▶ That comparable trend carries over to the other side of the ball as well. The 2006 Notre Dame defense, which included NFL second-round draft picks **Trevor Laws** and **Victor Abiamiri**, third-round selection **Tom Zbikowski**, fifth-round choice **Derek Landri**, sixth-round pick **Mike Richardson** and seventh-round choice **Chinedum Ndukwe** (all of whom were seniors or fifth-year seniors at the time).

▶ While the 2008 edition does include a pair of fifth-year seniors, **Maurice Crum, Jr.** and **Terrail Lambert**, as well as seniors **David Bruton** and **Pat Kuntz** (who each will exhaust his eligibility after the 2008 season), but the remaining seven starters include senior **Kyle McCarthy** (who has another year remaining), two juniors and four sophomores.

Category	2006	2008
Scoring Defense	21.6	20.9
First Downs Allowed	143	146
Rush Defense	1,106	1,022
Average Per Rush	4.0	4.0
Average Per Game	138.2	127.8
Pass Defense	1,537	1,654
Att-Comp-INT	213-113-6	283-151-10
Completion Percentage	53.1	53.3
Average Per Pass	7.2	5.8
Average Per Catch	13.6	11.0
Average Per Game	192.1	206.8
TD Passes	13	8
Total Offense	2,643	2,676
Average Per Play	5.4	5.0
Average Per Game	330.4	334.5
Fumbles Forced-Lost	9-6	11-7
Turnovers Forced	12	17

**Eye On Notre Dame
Career Records**

Lowest INT Percentage - Career

1. Brady Quinn2.43 (39 of 1602), 2003-06
2. Ron Powlus2.78 (27 of 969), 1994-97
3. **Jimmy Clausen****2.81 (15 of 534), 2007-**
4. Carlyle Holiday2.99 (12 of 401), 2001-04
5. Rick Mirer3.29 (23 of 698), 1989-92
6. Kevin McDougal3.33 (6 of 180), 1990-93
7. Jarious Jackson3.91 (21 of 536), 1996-99

Receptions - Career (Running Back)

1. Darius Walker109 (2004-06)
2. Allen Pinkett73 (1982-85)
3. Bob Gladieux72 (1966-68)
- Joseph Heap71 (1951-54)
5. Mark Green61 (1985-88)
6. Autry Denson53 (1995-98)
7. Jim Morse52 (1954-56)
8. **Armando Allen****50 (2007-)**
9. Marc Edwards46 (1993-96)
10. Nick Eddy44 (1964-66)

Touchdown Receptions - Career (RB)

1. Joseph Heap7 (1951-54)
- Jim Morse7 (1951-54)
3. Bob Gladieux6 (1966-68)
4. Bob Scarpitto5 (1958-60)
- Marc Edwards5 (1993-96)
- Ray Zellars5 (1991-94)
- Tony Fisher5 (1998-01)
8. Nick Eddy4 (1964-66)
- Rocky Bleier4 (1965-67)
- Coley O'Brien4 (1966-68)
11. Darius Walker3 (2004-06)
- **Armando Allen****2 (2007-)**

Total Offense Yards per Game - Career

1. Brady Quinn243.8 (2003-06)
2. Joe Theismann187.3 (1968-70)
3. Terry Hanratty182.2 (1966-68)
4. **Jimmy Clausen****173.5 (2007-)**
5. Rick Mirer159.3 (1989-92)
6. Steve Beuerlein153.8 (1983-86)

Tackles - Career

1. Bob Crable521 (1978-81)
2. Bob Golic479 (1975-78)
3. Steve Heimkreiter398 (1975-78)
4. Bob Olson369 (1967-69)
5. Tony Furjanic361 (1982-85)
6. Mike Kovaleski353 (1983-86)
7. Ross Browner340 (1973, 1975-77)
8. Tom Zbikowski300 (2004-07)
9. Brandon Hoyte297 (2002-05)
10. Greg Collins295 (1972-74)
- **Maurice Crum, Jr.****290 (2007-)**

Kickoff Returns - Career

1. Julius Jones72-1678 (1999-2001, '03)
2. Tim Brown69-1613 (1984-87)
3. **Armando Allen****50-1079 (2007-)**
4. Jim Stone49-1079 (1977-80)
5. Vontez Duff47-1230 (2000-03)
- Tony Driver47-1083 (1997-2000)
7. Raghil Ismail46-1271 (1988-90)
8. Terry Eurick32-739 (1974-77)

Kickoff Return Yards - Career

1. Julius Jones72-1678 (1999-2001, '03)
2. Tim Brown69-1613 (1984-87)
3. Raghil Ismail46-1271 (1988-90)
4. Vontez Duff47-1230 (2000-03)
5. Tony Driver47-1083 (1997-2000)
6. Jim Stone49-1079 (1977-80)
- Armando Allen****50-1079 (2007-)**
8. Allen Rossum29-891 (1994-97)
9. Emmett Mosley30-778 (1993-96)
- Clint Johnson27-778 (1990-93)

**Eye On Notre Dame
Season Records**

Pass Attempts - Season

1. Brady Quinn	467 (2006)
2. Brady Quinn	450 (2005)
3. Brady Quinn	353 (2004)
4. Brady Quinn	332 (2003)
5. Jarious Jackson	316 (1999)
6. Ron Powlus	298 (1997)
7. Jimmy Clausen	289 (2008)
8. Joe Theismann	268 (1970)
9. Joe Montana	260 (1978)
10. Steve Beuerlein	259 (1986)

Pass Attempts per Game - Season

1. Brady Quinn	37.5 (450/12), 2005
2. Jimmy Clausen	36.1 (289/8), 2008
3. Brady Quinn	35.9 (467/13), 2006
4. Brady Quinn	29.4 (353/12), 2004
5. Terry Hanratty	28.1 (197/7), 1968
6. Brady Quinn	27.6 (332/12), 2003

Pass Completions - Season

1. Brady Quinn	292 (2005)
2. Brady Quinn	289 (2006)
3. Brady Quinn	191 (2004)
4. Jarious Jackson	184 (1999)
5. Ron Powlus	182 (1997)
6. Jimmy Clausen	172 (2008)
7. Brady Quinn	157 (2003)
8. Joe Theismann	155 (1970)
9. Steve Beuerlein	151 (1986)
10. Joe Montana	141 (1978)

Pass Completions per Game - Season

1. Brady Quinn	24.3 (292/12), 2005
2. Brady Quinn	22.2 (289/13), 2006
3. Jimmy Clausen	21.5 (172/8), 2008
4. Terry Hanratty	16.6 (116/7), 1968

Completion Percentage - Season (min 100 att.)

1. Brady Quinn	64.9 (2005)
2. Brady Quinn	61.9 (2006)
3. Kevin McDougal	61.6 (1993)
4. Ron Powlus	61.1 (1997)
5. Steve Beuerlein	60.3 (1984)
6. Jimmy Clausen	59.5 (2008)
7. Jarious Jackson	59.2 (1999)

Passing Yards - Season

1. Brady Quinn	3919 (2005)
2. Brady Quinn	3426 (2006)
3. Jarious Jackson	2753 (1999)
4. Brady Quinn	2586 (2004)
5. Joe Theismann	2529 (1970)
6. Steve Beuerlein	2211 (1986)
7. Rick Mirer	2117 (1991)
8. Jimmy Clausen	2103 (2008)
9. Ron Powlus	2078 (1997)
10. John Huarte	2062 (1964)

Passing Yards per Game - Season

1. Brady Quinn	326.6 (2005)
2. Brady Quinn	263.5 (2006)
3. Jimmy Clausen	262.9 (2008)
4. Joe Theismann	242.9 (1970)
5. Jarious Jackson	229.4 (1999)
6. Brady Quinn	215.5 (2004)
7. Terry Hanratty	209.4 (1968)
8. Steve Beuerlein	201.0 (1986)

NOTRE DAME AWAY FROM THE FRIENDLY CONFINES

► Notre Dame opened its home schedule with four consecutive wins before last week's loss to Pittsburgh. The Irish, though, dropped their first two road games this season before picking up a victory two weeks ago at Washington.
 ► The Irish, which went 2-3 on the road in 2007, can even their road record at 2-2 with a win this weekend at Boston College.
 ► Here are a couple of interesting Irish stats in both home and road games:

Category	Home	Away
Points	155	64
Points Allowed	108	59
Points Per Game	31.0	21.3
Points Allowed Per Game	21.6	19.7
First Downs	97	70
First Downs Allowed	100	46
Rushing Yards	617	357
Average Per Rush	3.5	3.5
Average Per Game	123.4	119.0
Rushing Yards Allowed	672	350
Average Per Rush Allowed	4.3	3.6
Average Per Game Allowed	134.4	116.7
Passing Yards	1,277	832
Att-Comp-INT	174-103-4	117-70-5
Completion Percentage	59.2	59.8
Average Per Pass	7.3	7.1
Average Per Catch	12.4	11.9
Average Per Game	255.4	277.3
TD Passes	14	4
Passing Yards Allowed	1,212	442
Att-Comp-INT	200-110-10	83-41-0
Completion Percentage Allowed	55.0	49.4
Average Per Pass Allowed	6.1	5.3
Average Per Catch Allowed	11.0	10.8
Average Per Game Allowed	242.4	147.3
TD Passes Allowed	7	1
Total Offense	1,894	1,189
Average Per Play	5.4	5.5
Average Per Game	378.8	396.3
Total Offense Allowed	1,884	792
Average Per Play Allowed	5.3	4.4
Average Per Game Allowed	376.8	264.0
Third Down Conversions	23/71	22/43
Third Down Percentage	32.4	51.1
Opp. Third Down Conversions	22/68	17/42
Opp. Third Down Percentage	32.3	40.5
Sacks Allowed	3	9
Sacks	8	5

► Notre Dame is 11-6 on the road in Charlie Weis' four-year tenure at Notre Dame. In the eight years prior to Weis arrival, the Irish were just 14-22 (389) in road contests. In fact, Notre Dame recorded only 12 road victories in the previous seven years (1998-2004).

NOTRE DAME WINNING TIME-OF-POSSESSION BATTLE

While Notre Dame's offense has been piling up the yardage this season (averaging 385.4 yards per game), it also has won the time of possession battle in five of eight games this season. Not to much surprise, two of the three times the Irish have not held an advantage in time of possession came in losses (Michigan State and Pittsburgh). Overall, Notre Dame averages 31:37 minutes per game with the ball, compared to 28:23 for its opponents. Here is a game-by-game breakdown:

Game	Notre Dame	Opponent
San Diego State	30:52	29:08
Michigan	27:48	32:12
at Michigan State	26:15	33:45
Purdue	35:26	24:34
Stanford	33:20	26:40
at North Carolina	33:05	26:55
at Washington	37:28	22:32
Pittsburgh	28:44	31:16

QUITE AN EARLY TURNAROUND

► Notre Dame opened the 2007 season with five straight losses for the first time in school history. The 2008 Irish opened the year at 4-1, nearly reversing that trend 180 degrees in one season. The four-game improvement over the first five games of a season is the greatest ever by a Notre Dame squad.

► In fact, it was the greatest turnaround through five games by an NCAA FBS school in 10 years since South Carolina opened the 2000 season with a 4-1 record. The Gamecocks were 0-5 after five games of the 1999 season.

► Interestingly enough, that 2000 South Carolina squad was under a second-year coach that underwent a similar type turnaround in South Bend. His name... Lou Holtz.

School (Years)	Record	Record	Improvement
Notre Dame (2007-08)	0-5	4-1	+4
South Carolina (1999-00)	0-5	4-1	+4

► Notre Dame now stands 5-3 on the season, which is still four-game improvement from the same point of the season in 2007 when the Irish were 1-7.

► Here is a quick look at how the 2008 Irish compare to the 2007 squad after each team had played eight games.

Category	2007	2008
Overall Record	1-7	5-3
Points	80	219
Points Per Game	10.0	27.4
First Downs	98	167
Rushing Yards	273	974
Average Per Rush	1.1	3.5
Average Per Game	34.1	121.8
Passing Yards	1,228	2,109
Att-Comp-INT	258-143-8	291-173-9
Completion Percentage	55.4	59.5
Average Per Pass	4.8	7.2
Average Per Catch	8.6	12.2
Average Per Game	153.5	263.6
TD Passes	4	18
Total Offense	1,501	3,083
Average Per Play	3.0	5.4
Average Per Game	187.6	385.4
Fumbles-Lost	18-9	14-6
Penalties-Yards	57-478	46-387
Third Down Conversions	33/128	45/114
Third Down Percentage	25.8	39.5
Sacks Allowed	41	12

NOTRE DAME'S OFFENSIVE IMPROVEMENT THE BEST IN THE NATION

Entering this weekend's action, Notre Dame's 143.13 yards-per-game improvement for the Irish offense this season is rated tops in the nation, ahead of a list that includes Oklahoma, Penn State, Georgia and Utah. Here is a look at this year's top 20 most improved offenses:

Rank	School	2007	2008	Improvement
1.	Notre Dame	242.25	385.38	143.13
2.	Oklahoma	448.42	538.33	89.91
3.	Louisiana Lafayette	407.08	491.50	84.42
4.	Akron	311.67	390.38	78.71
5.	Pittsburgh	319.50	389.50	70.00
6.	Southern Mississippi	389.69	459.44	69.75
7.	Iowa	316.33	379.11	62.78
8.	Penn State	400.08	459.78	59.70
9.	Oregon State	371.62	425.50	53.88
10.	Georgia	375.62	427.56	51.94
11.	Rice	404.00	455.89	51.89
12.	Duke	271.08	322.63	51.55
13.	Tulsa	543.93	593.00	49.07
14.	Utah State	277.92	325.33	47.41
15.	Nevada	467.46	514.63	47.17
16.	Eastern Michigan	337.50	384.20	46.70
17.	Western Michigan	398.00	443.67	45.67
18.	UAB	325.58	369.56	43.98
19.	Utah	369.62	405.33	35.71
20.	Mississippi	345.25	377.11	31.86

**Eye On Notre Dame
Season Records**

Passing Touchdown Passes - Season

1.	Brady Quinn	37 (2006)
2.	Brady Quinn	32 (2005)
3.	Ron Powlus	19 (1994)
4.	Jimmy Clausen	18 (2008)
	Rick Mirer	18 (1991)
6.	Jarious Jackson	17 (1999)
	Brady Quinn	17 (2004)
8.	Bob Williams	16 (1949)
	John Huarte	16 (1964)
	Joe Theismann	16 (1970)

Receptions - Season (Running Back)

1.	Darius Walker	56 (2006)
2.	Darius Walker	43 (2005)
3.	Bob Gladieux	37 (1968)
4.	Autry Denson	30 (1997)
5.	Joseph Heap	29 (1952)
6.	Allen Pinkett	28 (1983)
7.	Armando Allen	26 (2008)
8.	Marc Edwards	25 (1995)
9.	Mark Green	25 (1986)
10.	Armando Allen	24 (2007)

Games with 100 Receiving Yards - Season

1.	Tom Gatewood	8 (1970)
2.	Maurice Stovall	6 (2005)
3.	Jeff Samardzija	5 (2005)
4.	Michael Floyd	4 (2008)
	Jeff Samardzija	4 (2006)
	Tom Gatewood	4 (1969)
7.	Arnez Battle	3 (2002)
	Derrick Mayes	3 (1994)
	Derrick Mayes	3 (1995)
	Rhema McKnight	3 (2006)
	Golden Tate	3 (2008)

Touchdown Receptions - Season

1.	Rhema McKnight	15 (2006)
	Jeff Samardzija	15 (2005)
3.	Jeff Samardzija	12 (2006)
4.	Derrick Mayes	11 (1994)
	Maurice Stovall	11 (2005)
6.	Jack Snow	9 (1964)
7.	Jim Seymour	8 (1966)
	Tom Gatewood	8 (1969)
9.	Michael Floyd	7 (2008)
	Tom Gatewood	7 (1970)

Total Offense Yards - Season

1.	Brady Quinn	4009 (2005)
2.	Brady Quinn	3497 (2006)
3.	Jarious Jackson	3217 (1999)
4.	Joe Theismann	2813 (1970)
5.	Brady Quinn	2582 (2004)
6.	Rick Mirer	2423 (1991)
7.	Steve Beuerlein	2246 (1986)
8.	Joe Montana	2114 (1978)
9.	Jimmy Clausen	2103 (2008)
10.	John Huarte	2069 (1964)

Total Offense Yards per Game - Season

1.	Brady Quinn	334.1 (2005)
2.	Joe Theismann	281.3 (1970)
3.	Brady Quinn	269.0 (2006)
4.	Jarious Jackson	268.1 (1999)
5.	Jimmy Clausen	257.0 (2008)
6.	Terry Hanratty	249.3 (1968)
7.	Brady Quinn	215.3 (2004)
8.	Steve Beuerlein	204.2 (1986)

**Notre Dame On The Tube,
World Wide Web and Air Waves**

Tuesday, Nov 4

Noon: Weis Press Conference (und.com)
7:00 pm: Notre Dame Football Radio Show (und.com, NewsTalk 960 WSBT-AM)
7:00 pm: Notre Dame Offensive Players/Coaches (und.com)

Wednesday, Nov 5

1:30 pm: Jimmy Clausen/David Grimes Press Conference (und.com)
7:00 pm: Notre Dame Defensive Players/Coaches (und.com)
7:00 pm: W Hoops vs. Gannon (und.com)

Thursday, Nov 6

1:30 pm: Maurice Crum, Jr./David Bruton Press Conference (und.com)
6:30 pm: Weis Press Conference (und.com)
All Day: M&W Tennis at ITA National Indoors
All Day: M Tennis at William & Mary Invitational

Friday, Nov 7

5:00 pm: W Soccer vs. Marquette (und.com)
7:00 pm: M Hockey at Boston College
8:00 pm: Notre Dame Football Friday (Waterford Estates Lodge, Cat Country 99.9 FM, und.com)
All Day: M&W Tennis at ITA National Indoors
All Day: W Tennis at Illinois Blast
All Day: M Tennis at William & Mary Invitational

Saturday, Nov 8

6:30 am: Inside Notre Dame Football With Charlie Weis (WNDU-TV, affiliates)
1:00 pm: Inside Notre Dame Football With Charlie Weis (WNDU-TV, affiliates)
2:00 pm: M&W Swimming vs. Purdue
7:00 pm: ISP Radio Broadcast Pre-Game Show (affiliates, Sirius)
8:00 pm: Football vs. Boston College (ESPN)
8:00 pm: ISP Radio Broadcast, Football vs. Boston College (960 WSBT-AM, Sunny 101.5, affiliates, Sirius)
TBA: UND.com Post-Game Show (und.com)
TBA: ISP Radio Broadcast Post-Game Show (affiliates, Sirius)
TBA: WSBT/NDSP Post-Game Show (Sunny 101.5)
All Day: M&W Tennis at ITA National Indoors
All Day: W Tennis at Illinois Blast
All Day: M Tennis at William & Mary Invitational

Sunday, Nov 9

2:00 pm: M Hoops vs. Stonehill College (und.com)
2:00 pm: Volleyball at Rutgers
2:00 pm: W Soccer vs. BIG EAST Final
4:00 pm: Weis Press Conference (und.com)
11:30 pm: Inside Notre Dame Football With Charlie Weis (WNDU-TV, affiliates)

Notre Dame Football Highlights
und.com, hulu.com, mobiTV, NBC.com

All Times are ET.

WHAT A DIFFERENCE A YEAR MAKES

► Notre Dame lost both meetings with Big Ten rivals Michigan and Purdue in 2007. The Irish were outscored 71-19 in those games, including a 38-0 shutout at the hands of the Wolverines.
► Notre Dame upended both Michigan and the Boilermakers this season. They outscored the two longtime rivals, 73-38, in the meetings.
► The 35-17 rebound victory over the Wolverines is the fifth-greatest turnaround from one season to the next against the same opponent.

Georgia Tech

1976 L, 14-23
1977 W, 69-14 64 point difference

Purdue

1969 L, 14-28
1970 W, 48-0 62 point difference

Purdue

1985 L, 17-35
1986 W, 42-9 60 point difference

Navy

1963 L, 14-35
1964 W, 40-0 61 point difference

Michigan

2007 L, 0-38
2008 W, 35-17 56 point difference

OPENERS AN INDICATOR?

Notre Dame is now 100-15-5 in season openers, but have they been foretelling of the season ahead? Take a look:

- The 99 previous seasons Notre Dame has won its opener, the Irish went on to post winning records 91 times (91.9%), with four losing seasons and four .500 records.
- The 15 seasons Notre Dame lost its opener, the Irish posted winning records six times and a losing mark eight times (with one .500 season).
- The five seasons Notre Dame registered a tie in its opener, the Irish had four winning records and one losing record.

COACHING IN THE CLUTCH

Knute Rockne owns the best career winning percentage among Notre Dame coaches in games decided by seven or fewer points, at 21-1-5 (.870). Among Irish coaches with 14-plus "close games", the other top winning percentages in tight games belong to Elmer Layden (22-7-3, .734), Frank Leahy (17-5-8, .700), Tyrone Willingham (10-5, .667), Ara Parseghian (13-6-4, .652), Dan Devine (15-9-1, .620), Bob Davie (14-12, .611) and Lou Holtz (20-18-2, .525). Current head coach **Charlie Weis** owns a .583 winning percentage in such games (7-5).

HOW DO THEY STACK UP?

Average weight of the offensive and defensive lines:
ND OL 6' 5 1/5" 315.4 lbs. vs. BC DL 6' 2 1/3" 293.3 lbs.
ND DL 6' 2 1/3" 282.7 lbs. vs. BC OL 6' 5 3/5" 307.4 lbs.

Average height of the receivers and the secondaries:
ND WR/TE 6' 3" 216.0 lbs. vs. BC DB 6' 1" 206.5 lbs.
ND DB 6' 0 1/2" 200.0 lbs. vs. BC WR/TE 6' 2 1/3" 218.0 lbs.

**Notre Dame Coaching
Staff Locations**



Charlie Weis
Sidelines



John Latina
Sidelines



Jon Tenuta
Press Box



Mike Haywood
Press Box



Corwin Brown
Sidelines



Rob Ianello
Sidelines



Jappy Oliver
Sidelines



Bernie Parmalee
Sidelines



Brian Polian
Sidelines



Ron Powlus
Sidelines



Kevin Loney
Press Box



Patrick Graham
Press Box

FROM ACROSS THE COUNTRY

► Notre Dame has historically recruited from all across the country and 2008 is no different. A total of 29 different states are represented on the Irish roster. Among Football Bowl Subdivision (formerly Division IA), only Army has more states represented on its 2008 roster.

Most States Represented

Army – 35, plus American Samoa	Notre Dame – 29
Navy – 27	Nebraska – 25
Air Force – 25	Stanford – 24, plus two foreign countries
Northwestern – 23	Michigan – 21, plus Canada
West Virginia – 21	Colorado – 20

NOT SO MANY NEW FACES

► Notre Dame had 28 different players (13 on defense, 15 on offense) register their first career start in 2007 (a total of 16 players made their first career starts the two previous seasons combined). The Irish have had just nine players (LB **Steve Quinn**, DE **Darius Fleming**, DE **Ethan Johnson**, RG **Chris Stewart**, FS **Sergio Brown**, FS **Harrison Smith**, TE **Kyle Rudolph**, WR **Michael Floyd**) make their first start in 2008.

► Notre Dame started eight true freshmen in 2007, including HB **Robert Hughes**, QB **Jimmy Clausen**, HB **Armando Allen**, WR **Golden Tate**, WR **Duval Kamara**, OLB **Kerry Neal**, OLB **Brian Smith** and NT **Ian Williams**. In comparison, the Irish have started four freshmen in 2008 (DE **Darius Fleming**, DE **Ethan Johnson**, TE **Kyle Rudolph** and WR **Michael Floyd**).

2008 NOTRE DAME OPPONENT UPDATE

Below is a look at Notre Dame opponents' results from last week. Since 1977, when the NCAA started rating strength of schedule, Notre Dame's schedule has been rated the most difficult five times in the last 30 years (1978, 1985, 1987, 1989 and 1995).

Opponent	'08 Record	Nov. 1
San Diego State	1-8	L, 10-35 (at Wyoming)
Michigan	2-7	L, 42-48 (at Purdue)
#18 Michigan State	8-2	W, 25-24 (Wisconsin)
Purdue	3-6	W, 48-42 (Michigan)
Stanford	5-4	W, 58-0 (Washington State)
#19 North Carolina	6-2	BYE
Washington	0-8	L, 0-56 (at #5 USC)
#25 Pittsburgh	6-2	W, 36-33 (4ot) (at Notre Dame)
Boston College	5-3	L, 21-27 (Clemson)
Navy	6-3	W, 33-27 (Temple)
Syracuse	2-6	W, 28-21 (Louisville)
#7 USC	7-1	W, 56-0 (Washington)

LEADERSHIP COMMITTEE '08

Every spring after spring drills, the Irish coaching staff votes on the Leadership Committee, which head coach **Charlie Weis** brought to Notre Dame in 2004. The Leadership Committee consists of players who serve in an advisory role.

Player, Pos.	Cl.	Hometown
David Grimes, WR	Sr.	Detroit, Mich.
David Bruton, FS	Sr.	Miamisburg, Ohio
Maurice Crum, Jr., LB	Sr.	Tampa, Fla.
Asaph Schwapp, FB	Sr.	Hartford, Conn.
Jimmy Clausen, QB	So.	Westlake Village, Calif.
Sam Young, OT	Jr.	Coral Springs, Fla.
Terrail Lambert, DB	Sr.	Bakersfield, Calif.
Pat Kuntz, DT	Sr.	Indianapolis, Ind.
Scott Smith, LB	Sr.	Highland Park, Ill.

IN FRONT OF A FULL HOUSE

Notre Dame has played in front of sellout crowds in 209 of its previous 240 games, including 84 of its last 92 contests dating back to the Tostitos Fiesta Bowl at the end of the 2000 season (the 2001, 2003, 2005 and 2007 games at Stanford, the 2004 game vs. Navy at the Meadowlands, the 2005 game at Washington and the 2007 game at UCLA were not sellouts). At Michigan in 2003, the Irish and Wolverines attracted the largest crowd in NCAA history (111,726), marking the third time in the history of the series that an NCAA attendance record was set. Including the 2006 game at Georgia Tech, the Irish have been part of establishing a new stadium attendance record seven times since 2001. The list also includes: at Nebraska and Texas A&M in 2001, at Air Force and Florida State in 2002, home vs. Boston College in 2002, vs. Oregon State in the Insight Bowl in 2004 (the game set a Bank One Ballpark record for football configuration). Notre Dame and Michigan played before an over-capacity 111,386 at Michigan Stadium in September of 2005. At Purdue in '05, the Irish and Boilermakers played before 65,491 football fans, a Ross-Ade Stadium record (since the renovation of the facility in 2003). Penn State drew the second largest crowd in Beaver Stadium history for the meeting with the Irish last season.

**Notre Dame Football
By The Numbers**

.738 - Notre Dame's winning percentage, the second-highest in college football history.

1 - Notre Dame is the only team, college or professional, to have all of its games broadcast nationally on the radio and is the only team to have all of its home games televised nationally (NBC).

6 - College Football Hall of Fame Coaches - Jesse Harper, Lou Holtz, Knute Rockne, Frank Leahy, Ara Parseghian and Dan Devine.

7 - Heisman Trophy Winners: Angelo Bertelli (1943), Johnny Lujack (1947), Leon Hart (1949), John Lattner (1953), Paul Hornung (1956), John Huarte (1964) and Tim Brown (1987).

10 - Alumni in the Pro Football Hall of Fame.

11 - National Championships - since the AP poll began in 1936 (1943-46-47-49-66-73-77-88), the most of any other school. The Irish also earned consensus national titles in 1924, 1929 and 1930 prior to the AP rankings.

12 - Unbeaten and untied seasons.

21 - Seasons in which the team has been voted the national champion by at least one selector.

28 - Bowl games in which the Irish have taken part.

31 - Unanimous first-team All-Americans -- more than any other school.

42 - College Football Hall of Fame Players.

79 - Different consensus All-Americans -- more than any other school.

99 - Percent graduation rate among football players who enter on scholarship and remain at least four years.

101 - Out of 119 years in which Notre Dame has finished with a winning record.

120 - Years of college football (including '08).

170 - Consecutive games streak televised nationally or regionally by NBC, CBS, ABC or ESPN (ended Nov. 11, 2006 at Air Force).

181 - Selections on All-America first teams.

204 - Consecutive sellouts at Notre Dame Stadium.

314 - Appearances by the Irish on network television -- more than any other school.

929 - All-time victories, second all-time in college football.

2008 Notre Dame Honors

JAMES ALDRIDGE

► Phil Steele's #30 Running Back

ARMANDO ALLEN

► Phil Steele's #18 Kick Returner

DAVID BRUTON

► Phil Steele's #19 Free Safety
 ► Jim Thorpe Award Watch List
 ► Nagurski Trophy Watch List
 ► Lindy's #12 Safety
 ► CollegeFootballNews.com Midseason All-America Team (honorable mention)

JIMMY CLAUSEN

► Phil Steele's #26 Quarterback
 ► Maxwell Award Watch List
 ► Davey O'Brien Quarterback Award Watch List
 ► Phil Steele Heisman Contender
 ► Pro Football Weekly Heisman Watch List

DAYNE CRIST

► Lindy's #25 Freshman
 ► Lindy's #3 Freshman Quarterback

MAURICE CRUM, JR.

► Phil Steele's #11 Inside Linebacker
 ► Lott Award Watch List
 ► Nagurski Trophy Watch List
 ► Chuck Bednarik Award Watch List
 ► Lombardi Award Watch List
 ► Sporting News Honorable Mention Preseason All-American
 ► Lindy's #11 Outside Linebacker

DARIUS Fleming

► Lindy's #89 Freshman
 ► Lindy's #12 Freshman Linebacker

MICHAEL FLOYD

► Lindy's #27 Freshman
 ► Lindy's #6 Freshman Wide Receiver
 ► Rivals.com Midseason Freshman All-America Team

JONAS GRAY

► Lindy's #72 Freshman
 ► Lindy's #5 Freshman Running Back

ETHAN JOHNSON

► Lindy's #32 Freshman
 ► Lindy's #3 Freshman Defensive End

DUVAL KAMARA

► Phil Steele's #64 Wide Receiver

TERRAIL LAMBERT

► Phil Steele's #36 Cornerback

RAESHON McNEIL

► Phil Steele's #58 Cornerback

KERRY NEAL

► Phil Steele's #49 Inside Linebacker

ERIC OLSEN

► Phil Steele's #44 Guard

MIKE RAGONE

► Phil Steele's #22 Tight End
 ► John Mackey Award Watch List

TREVOR ROBINSON

► Lindy's #37 Freshman
 ► Lindy's #8 Freshman Offensive Lineman

JOHN RYAN

► Phil Steele's #39 Outside Linebacker

KYLE RUDOLPH

► Lindy's #20 Freshman
 ► Lindy's #1 Freshman Tight End

LUKE SCHMIDT

► Phil Steele's #19 Fullback

ASAPH SCHWAPP

► Phil Steele's #8 Fullback

CHRIS STEWART

► Phil Steele's #57 Guard

MIKE TURKOVICH

► Phil Steele's #46 Guard

DAN WENGER

► Phil Steele's #32 Center

IAN WILLIAMS

► Phil Steele's #58 Defensive Tackle

SAM YOUNG

► Phil Steele's Preseason Third-Team All-American
 ► Phil Steele's #6 Tackle
 ► Lombardi Award Watch List
 ► Outland Trophy Watch List

TEAM PRESEASON UNIT RANKINGS

► Phil Steele's #23 Running Backs
 ► Phil Steele's #14 Defensive Backs
 ► Phil Steele's #1 Most Improved Team

TEAM PRESEASON NATIONAL RANKINGS

► Lindy's #59
 ► Athlon Sports #60
 ► Phil Steele # 19
 ► Pro Football Weekly # 46

ONLY THE BIG BOYS

Notre Dame is one of just five NCAA Division I-A programs that has never faced a non-Division I-A opponent since the current division setup was established in 1978 (the division's names have undergone a change this year, but the setup is still the same). The four remaining schools that have yet to play a non-Division I-A opponent since the advent of the current format are Michigan State, USC, UCLA and Washington.

IRISH SPECIAL TEAMS

SPECIAL TEAMS

Junior **Eric Maust** recorded an average of 42.1 per punt in 2007. Maust landed nine of his 21 punts inside the 20-yard line and recorded a long punt of 53 yards. A starting pitcher on the baseball team, Maust has punted 28 times in 2008 and averages 41.2 per boot. He already has five punts of 50+ yards and 10 have been pinned inside the 20-yard line. Maust is ranked 59th in the NCAA in net punting.

► Notre Dame had not had a left-footed kicker since Harry Oliver in 1981 until sophomore **Brandon Walker** entered the picture in 2007. Walker served as the primary placekicker throughout the season and converted six of 12 field-goal attempts with a long of 48 yards. He also serves as the backup punter. Walker connected on his first field goal of the season with a 41-yard kick against Purdue and added a season-long 42-yarder against North Carolina. He made both of his field goal attempts against Washington and converted on his first four attempts last week against Pittsburgh to extend his streak to seven. Walker did miss, though, in the fourth overtime and now is 8-of-15 in 2008. Walker's 15 points and four field goals against the Panthers are the most in both categories in the Weis era.

► Junior **Ryan Burkhart** is the kickoff specialist for the Irish after spending much of his freshman season in the same capacity. Burkhart has averaged 61.0 yards per kick and Notre Dame opponents are averaging just 16.55 per return (second in the NCAA FBS).

SPECIAL TEAMS STILL SHOW MAJOR IMPROVEMENTS

► In the final 2007 NCAA stats, Notre Dame ranked 40th in punt return defense (7.44), 89th (out of 119) in kickoff return defense (22.75) and 94th in kickoff returns (19.69).

► Over the season's first eight games, the Irish have seen major improvements in all three categories.

	2007	2008	Improvement
Kickoff Return	19.69 (94th)	20.71 (76th)	1.02 yards (5.2%)
Kickoff Return Defense	22.75 (89th)	16.55 (2nd)	6.43 yards (27.3%)
Punt Return Defense	7.44 (40th)	7.33 (49th)	0.11 yards (1.5%)

► Notre Dame ranking second in the NCAA FBS in kickoff return coverage is even more impressive when you consider they have registered one touchback and it came just last week.

► Notre Dame has punted 28 times over its first eight games, 15 have not been returned, including one touchback, three out of bounds, seven downed and four fair catches. Seven other punts have been returned for three yards or less.

PITTSBURGH BLOCKS PUNT AND SNAPS STREAK

► Junior P **Eric Maust** had a punt blocked for the first time in his career (first punt blocked by an Irish opponent since Michigan State in 2005).

► Notre Dame had recorded 184 punts in between the two blocks and Maust had gone 45 career punts without a block.

NOTRE DAME KICKOFF COVERAGE CONTINUES TO EXCEL

► Notre Dame limited Pittsburgh to just 18.5 per return last week. The Panthers' best starting field position following an Irish kickoff was its own 30-yard line.

► Notre Dame's unit was quite active against Washington. The Irish had seven kickoffs and the Huskies averaged just 15.9 yards per return. Washington's best starting field position following a Notre Dame kickoff was its own 32-yard line.

► Notre Dame entered the game with Stanford tops in the NCAA FBS allowing just 13.94 yards per kick return and only three kickoff returns longer than 20 yards (none longer than 27) over its first four games, but the Cardinal averaged 22.2 yards per return and registered four returns of 20 yards or more.

► The Irish kickoff coverage entered the contest with Purdue ranked third in the NCAA FBS allowing just 14.0 yards per return. The Boilermakers entered the game averaging 31.8 yards per return - second best in the country. Notre Dame limited Purdue to 13.9 yards per return. In fact, the Irish kept the nation's top kick returner at the time, Desmond Tardy (who averaged 40.3 coming into the game), completely out of the mix. He failed to register a single kick return, while Kory Sheets, who was 20th in the NCAA FBS at 30.5 yards per return, managed just 13.9 per return on seven kick-offs.

CARDINAL CATCH IRISH PUNT RETURN DEFENSE NAPPING

► The Irish ranked 10th in the NCAA FBS in punt return defense entering the Stanford contest allowing just 3.14 yards per return and no return longer than 10 yards. The Irish kept Stanford bottled up on four of their five punts, but Doug Baldwin's 38-yard return was the longest by a Notre Dame opponent all year. In fact, the Irish had allowed a total of 26 return yards over its previous 22 punts.

► If you excluded the Stanford game, the Irish punt return coverage unit would only be allowing 3.9 yards per punt.

► Notre Dame punted just once against North Carolina and it was returned nine yards.

► The Irish punt defense was even less active against Washington as it took the field just once and Notre Dame ran a fake.

HELLO, ANELLO

► Senior CB **Mike Anello**, who was awarded a scholarship during fall practice, has made quite a name for himself over the past two seasons. Anello joined the squad a walk-on in 2007 and spent the entire fall camp as well as the first two weeks of the season on the scout team. After making one play after another against the Irish first team special teams unit, head coach Charlie Weis moved Anello into the starting lineup against Michigan in 2007 as a gunner opposite senior FS **David Bruton**.

► In that first career game against the Wolverines, Anello proceeded to make a solo tackle on his second ever play in a Notre Dame uniform. He finished last season with six tackles in eight games.

► Notre Dame's opponents have a total of 53 punt (15) or kickoff (38) returns in 2008. Anello has registered a tackle on 17 of those 53 opportunities.

► Anello saw his first action away from special team late in the fourth quarter of the victory over Washington. He registered his first career non-special teams tackle and first career pass breakup.

► Anello registered another pair of tackles against North Carolina. He was unfortunately involved in the tackle that injured Tar Heels' star returner Brandon Tate.

► Anello has recorded five multi-tackle games.

► Anello picked up two more solo tackles in the victory over Stanford, including a solo stop following Doug Baldwin's 38-yard return (Anello missed the tackle near one sideline, only to chase him down from behind at the opposite sideline).

► Anello finished the afternoon against Purdue with three more tackles on special teams, including a solo stop on the game's opening kickoff against the nation's-then second-best kick return squad.

► Anello continued his tear on the opposition on punt and kickoff coverage against Michigan. He registered three more tackles, two solo, as well as forced a fumble and recovered another. Anello also nearly recovered a second Wolverine fumble on a punt.

► The fumble recovery set up another Irish score to make it 14-0 early in the first quarter.

► Anello was incredible in the season opener against San Diego State. He registered four solo tackles on special teams (two on punt return coverage and two on kickoff return coverage).

NOT TO BE OVERSHADOWED

► While senior CB **Mike Anello** certainly deserves much of the credit with his play on special teams, fellow senior FS **David Bruton** (the other gunner) has played a significant role. Bruton, widely considered one of the top gunners in all of college football the past two seasons, led the Irish in special teams stops the past two seasons and only Anello's 17 outdistances Bruton's eight.

► A new face has begun to inch closer to Bruton and Anello in terms of special team's tackles, but freshman DE **Darius Fleming** has done it all on kickoff return. Fleming has seven special teams tackles on the year and each of the seven has come on kickoff coverage.

MAKING THE MAUST OF THE SITUATION

► Junior P **Eric Maust** had the unenviable task of replacing one of the top punters in Irish history, but the dual sport athlete has picked up right where Geoff Price left off in 2006 and 2007.

► Maust has punted 28 times in 2008 for 1,153 yards, good for a 41.2 average. His 37.67 net punting ranked 16th best in the NCAA FBS prior to last weekend against Pittsburgh. Maust not only had the first punt of his career blocked, but he also had a career-low punt of 18 yards.

► Maust has also dropped 10 inside the opponents 20-yard line. In fact, he has dropped 19 inside the 20-yard line already in his career (on just 49 punts).

► Maust was not asked to punt in the victory over Washington. He did, however, take the field and sold Notre Dame's fake punt quite well.

► Maust punted just once against North Carolina and saw his streak of nine games with a punt downed inside the 20-yard line snapped.

► Maust punted five times against Stanford for a 41.4 average and dropped a pair inside the Cardinal 20-yard line, including a game-high 50 yard boot that left Stanford at its own three-yard line.

Notre Dame Football Replay Affiliates

IL/IN/IA/WIS	Comcast SportsNet Chicago
Chicago	W24AW TV 24
Chicago	W18AT TV 18
Chicago	W54BK TV 54
Atlanta (GA/FLA)	Comcast Sports Southeast
NC/PA/DC/MD	Mid-Atlantic Sports Network
DEL/VA/WVA	Mid-Atlantic Sports Network
Cleveland and Ohio	SportsTime Ohio
Cleveland	WIVM TV & CABLE 52
Sacramento/Bay Area	Comcast SportsNet West
Raleigh	WARZ TV & CABLE 35
Nashville Dropin	WKAG TV 43
Columbus	WIVN TV 29 & CABLE 99
Grand Rapids	WMKG TV & CABLE 40
Louisville	WYCS TV & CABLE 24
Providence (RI&Conn)	Cox Sports
Lexington	WVTNLP TV & CABLE 48
Wichita-Hutchinson	KGPT-TV 49
Roanoke	WDRL TV 24
Roanoke	WYAT TV & CABLE 40
Rochester	WRWB TV 16/TW SpNet
Huntsville	WYAM TV 56 & CABLE 21
South Bend	WCWW
Evansville-Jasper	WJTS TV 27
Youngstown Cable	TJC Cable 99
Bangor (ME)	WBGR TV 33 & Cable 9
Binghamton	WBPN TV 8
Binghamton	WISF TV 15 & CABLE 27
Direct TV-WHT National	DIRECT TV 321

Inside Notre Dame Football Affiliates

New York (NY/NJ/CN/PA)	Sports Net New York
Chicago	W54BK TV 54
Chicago	W18AT TV 18
Chicago	W24AW TV 24
Chicago (IL/IN/IA/WI)	Comcast SportsNet Chicago
Florida	Sun Sports Network
DC/DEL/MD/NC	Mid Atlantic Sports Network
PA/VA/WVA	Mid Atlantic Sports Network
IL/IN/MO/NE/KA/IA	Fox Sports Midwest
New England	New England Sports Network
Cleveland & all Ohio	SportsTime Ohio
Cleveland	WIVM TV & CABLE 52
Pittsburgh (PA,WV,NY,MD,OH)	Fox Sports Pitt
Columbus	WIVN TV 29 & Cable 99
Louisville	WYCS TV & CABLE 24
Providence (RI&Conn)	Cox Cable Sports
Fresno	KNXT-TV
Wichita	KGPT TV49
Roanoke	WDRL TV 24
Roanoke	WYAT TV 40 & Cable 99
Toledo	WNMT-TV
Rochester	WRWB TV 16/Time Warner SportsNet
Shreveport	KSHV TV 45
Huntsville	WYAM TV 56 & CABLE 21
South Bend-Elkhart	WNDU-TV
Evansville-Jasper	WJTS TV 27
103 Youngstown	TJC Cable 99
157 Binghamton	WBPN TV 8
Direct TV WHT-National	DIRECT TV 321
Sky Angel-IPTV-National	
Comcast On-Demand	Notre Dame On-Demand
Worldwide	und.com

- ▶ Maust also extended his streak of games with a punt pinned inside the 20-yard line to nine.
- ▶ Maust has already bombed five punts of over 50 yards, including two against Michigan (despite horrendous weather conditions).
- ▶ Maust had gone six consecutive games with a pair of punts that were downed inside the opponents' 20-yard line before failing to do so against Purdue (managed just one) on two punts, but with the two against Stanford has done so in seven of Notre Dame's last eight games.
- ▶ Maust punted just twice in the 38-21 victory over Purdue, but the junior recorded a career-best 54 yarder in the first half.
- ▶ Maust's hang time and directional punting has helped the Irish punt coverage team rank tied for 49th best in the NCAA FBS with a 7.33 per return average.

ARMANDO ALLEN AWAKENS IRISH RETURN GAME

- ▶ Sophomore **Armando Allen** finally broke through in the Irish kick return game against Michigan State. Allen had five kick returns for 147 yards, including a career-best 53 yard burst in the fourth quarter.
- ▶ The 53-yard return was the longest for an Irish player since Vontez Duff returned a kick 92 yards for a touchdown against Navy on Nov. 9, 2002.
- ▶ The 147 kickoff return yards were the second-most in the Charlie Weis era and most for any Notre Dame player since David Grimes had 145 yards against Michigan on Sept. 16, 2006.
- ▶ The 29.3 per kickoff return average was the third-best by an Irish player under Weis and highest average since Grimes averaged 33.7 per return against North Carolina on Nov. 4, 2006.
- ▶ He had four kickoff returns for 105 yards, including a 36-yard return in the second half against Purdue.
- ▶ Allen set single-season school records for kickoff returns (33) and kickoff return yards (704) in 2007. He broke the previous school record for kickoff returns in a single-season of 26 held by Julius Jones (1999) and Tim Brown's previous school record of 698 kickoff return yards in 1986. In fact, his 45 kickoff returns and 1,002 kickoff return yards each already rank seventh in Notre Dame career history.

Kickoff Returns - Career

1.	Julius Jones	72-1678 (1999-2001, '03)
2.	Tim Brown	69-1613 (1984-87)
3.	Armando Allen.....	50-1079 (2007-)
4.	Jim Stone	49-1079 (1977-80)
5.	Vontez Duff.....	47-1230 (2000-03)
	Tony Driver	47-1083 (1997-2000)
7.	Raghib Ismail	46-1271 (1988-90)
8.	Terry Eurick	32-739 (1974-77)

Kickoff Return Yards - Career

1.	Julius Jones	72-1678 (1999-2001, '03)
2.	Tim Brown	69-1613 (1984-87)
3.	Raghib Ismail	46-1271 (1988-90)
4.	Vontez Duff.....	47-1230 (2000-03)
5.	Tony Driver	47-1083 (1997-2000)
6.	Jim Stone	49-1079 (1977-80)
	Armando Allen.....	50-1079 (2007-)
8.	Allen Rossum	29-891 (1994-97)
9.	Emmett Mosley	30-778 (1993-96)
	Clint Johnson.....	27-778 (1999-93)

IRISH OFFENSIVE NOTES

OFFENSIVE LINE

▶ Notre Dame started one of its most inexperienced offensive lines in years last season (as four different players registered their first career starts), but a benefit from last season's struggles is that the 2008 offensive line now is full of experienced hands. Three returning players started all 12 games last season — and two more started six and five games, respectively. Junior **Sam Young** has started all 33 games in his career at tackle and is the most experienced returning player on the Irish offensive line. He opened the first 15 games at right tackle before sliding over to left tackle following the second game of his sophomore season, but returned to RT this season. Young is the only Notre Dame offensive lineman to start every game through his first two seasons since freshmen regained eligibility in 1972. Seniors **Paul Duncan** and **Mike Turkovich** had not earned meaningful minutes prior to starting all 12 games last year. Duncan (who had recent hip surgery and will miss the rest of the season) started the first two games at left tackle, then switched with Young and played the final 10 contests at right tackle. Turkovich had only played in 16 games prior to 2007, but he started every game at left guard for the Irish. Juniors **Eric Olsen** and **Dan Wenger** both saw valuable playing time in 2007, but they did it at different points of the season and in different ways. Olsen did not start until midway through last year, but once he opened at right guard against UCLA, Olsen never relinquished his opportunity. He started the final six games of the campaign. Wenger opened the season as the starting right guard and played three games there before an injury forced him to the sidelines. After missing the middle portion of the schedule, he returned to start the final two contests at center. Wenger's natural position is center. Fellow junior **Chris Stewart** worked his way up the depth chart and has started each of the first eight games in 2008. In fact, the entire quintet of Turkovich, Stewart, Wenger, Olsen and Young have started every game this season.

The quintet has already seen major improvements from a year ago. Here a just a few noticeable upgrades:

- ▶ Notre Dame surrendered an NCAA record 58 sacks in 2007, but the Irish did not allow a single sack over their first two games of 2008 (first time since 2003 Notre Dame has gone consecutive games without allowing a sack).
- ▶ Pittsburgh ranked 11th in the NCAA FBS in sacks entering last week's game with the Irish at 3.00 sacks per game. The Panthers were limited to a season-low one by Notre Dame.
- ▶ The Irish have allowed just 12 sacks over their first eight games. Notre Dame ranks tied for 38th in the NCAA FBS in fewest sacks allowed. Stanford managed just one sack against the Irish and they rank eighth in the country.
- ▶ In last season's 38-0 defeat at Michigan, the Irish allowed eight sacks and was limited minus-six yards rushing on the afternoon. In the 35-17 Irish victory earlier this season, Notre Dame did not allow the Wolverines a single sack (even though they averaged 4.0 sacks per game -- tops in the NCAA entering the contest) and rushed for 113 yards. The Wolverines had allowed 83 yards on the ground over their first two games combined.
- ▶ The Irish entered their game against Purdue with 234 yards rushing over their first three games of the season combined (ranked 111th in the nation at 78.00 per game). In fact, Notre Dame managed just 16 yards on the ground in the 23-7 loss at Michigan State the week prior, but the Irish racked up 201 yards on 40 carries last week against Purdue. The 201 yards rushing were the most for the Irish since they picked up 220 against Duke on November 17, 2007 at Notre Dame Stadium.
- ▶ Notre Dame rushed for 252 yards in the rout of Washington. The 252 yards on the ground were the most since the Irish rolled up 275 against Pittsburgh in head coach Charlie Weis' first game on the sidelines in 2005.
- ▶ Notre Dame gained 459 yards of total offense against Washington. The Irish have surpassed the 450-yard barrier in total yards in three of the last five weeks. In fact, Notre Dame had 430+ total yards in four consecutive games (Purdue, Stanford, North Carolina and Washington).
- ▶ Notre Dame had not surpassed 430 yards of total offense in four straight games since 1995 when the Irish had 502 (Sept. 9 at Purdue), 493 (Sept. 16 vs. Vanderbilt), 511 (Sept. 23 vs. Texas) and 447 (Sept. 30 at Ohio State).
- ▶ The Irish ran 77 offensive plays without a single punt against the Huskies.

► Notre Dame has recorded just 13 three-and-outs over its eight games this season. The Irish rank eighth among NCAA FBS schools in fewest three-and-outs this season.

2008 FBS Three-and-Out Offensive Leaders

Team	3&Out	Games	Avg/G
Missouri	7	9	0.78
Texas Tech	7	8	0.86
Tulsa	9	9	1.00
Nevada	7	7	1.00
USC	11	8	1.38
Houston	12	8	1.50
South Carolina	14	9	1.56
Notre Dame	13	8	1.63
Florida State	13	8	1.63
Kansas State	15	9	1.67
Navy	15	9	1.67

QUARTERBACKS

► No Notre Dame freshman quarterback had ever started his first game for the Irish prior to the fourth week of the season until sophomore **Jimmy Clausen** opened under center in the second game of the 2007 season at Penn State. Clausen started nine games for the Irish and etched his name throughout the Notre Dame record books. He equaled the school record for starts by an Irish freshman quarterback and finished second on the following freshman quarterback single-season lists: passing yards, completions and completion percentage.

► Senior **Evan Sharpley** epitomized the role of a quality backup in 2007. Called upon in eight games, Sharpley never skipped a beat as the Irish signal caller. He entered when Clausen was injured at Purdue and passed for 208 yards with two TDs and one interception — and then started against USC and Navy. A member of the Irish baseball team, Sharpley missed most of spring practices due to his baseball commitment where he led the team in home runs. Freshman **Dayne Crist**, a 6-4, 230-pounder from California who was a Parade All-American last year and one of six finalists for the U.S. Army Player of the Year Award, as well as **Nate Montana** (son of NFL Hall of Famer and former Irish legend Joe) also join the mix this fall.

CLAUSEN CONTINUES TO DEVELOP

► Since sophomore QB **Jimmy Clausen** sat out two games to recover mentally and physically in 2007, he has started 11 consecutive games for the Irish. Clausen has completed 58.3 percent of his passes (229-of-393) for 2,739 yards with 24 touchdowns and helped Notre Dame to a 7-4 record during that stretch.

► Clausen picked up his 17th career start against Pittsburgh and 11th straight as the Irish signal caller.

► Clausen completed four more passes of 20 yards or longer (Duval Kamara, 20; Golden Tate, 47 and 31; Kyle Rudolph, 21) against the Panthers.

► Clausen now has 31 completions of over 20 yards this season. He connected on just 13 in 10 games as a freshman a year ago.

► Connected on 60.9% of his passes (14-of-23) for 173 yards and two touchdowns in the first half alone.

► On Notre Dame's 91-yard touchdown march (the longest scoring drive of the season for the

**2008 Notre Dame Football
Media Information**

Interview requests and media access for the 2008 Notre Dame football team are administered by lead football contact Brian Hardin and assistant football contact Michael Bertsch.

CONTACT INFORMATION

Brian Hardinbhardin2@nd.edu Michael Bertschmbertscl@nd.edu
 Office: (574) 631-9471 Office: (574) 631-8642
 Cell: (574) 532-4134 Cell: (574) 532-4154

NOTRE DAME FOOTBALL WEEKLY MEDIA INFORMATION

Charlie Weis Teleconferences: Coach Weis will be available for two teleconferences each week of the season. (Media looking for the teleconference number should contact Brian Hardin)

SUNDAY - 4:00-4:30 p.m. ET

- Guglielmino Athletics Complex auditorium
- This teleconference will function as a look back at the previous Saturday's game.

TUESDAY - 12:00 noon-12:45 p.m. ET

- Guglielmino Athletics Complex auditorium
- This teleconference will function as a look ahead at the upcoming weekend's opponent and other football-related issues.
- Satellite coordinates: Galaxy 28C, Transponder 12, Downlink Freq: 3940.000 MHz – Horizontal (Available from 11:45 a.m. to 12:45 p.m. ET)

THURSDAY - 6:30 p.m. ET

- Guglielmino Athletics Complex auditorium

For accredited members of the media who want to attend the weekly press conference, contact Brian Hardin or Michael Bertsch for more information. The Guglielmino Athletics Complex is located on the east side of campus, behind the Joyce Center and the Rolfs Recreation Center and just north of LaBarr Practice Fields.

The Guglielmino Athletics Complex auditorium can be accessed through "The Gug's" main entrance, which is located on the west side of the building (facing the Rolfs Recreation Center and main campus).

Both teleconferences will be broadcast live (audio & video) and archived for future use on www.und.com each week. A full transcript from each teleconference will be posted as well on the website as soon as possible.

Notre Dame Captains Teleconferences: The three Irish captains and sophomore starting QB Jimmy Clausen will be available over two teleconferences each week of the season.

WEDNESDAY - 1:30 p.m. ET

- Jimmy Clausen, David Grimes

THURSDAY - 1:30 p.m. ET

- David Bruton, Maurice Crum

PLAYER/ASSISTANT COACH POST-PRACTICE INTERVIEWS

Notre Dame player interviews are available on a rotating schedule during the week. **Tuesday:** Available by request-Offensive players (not including Grimes, Clausen), Offensive Coaches; **Wednesday:** Available by request-Defensive players (not including Bruton, Crum Jr.), Defensive Coaches; **Thursday:** Available by request-Special Teams players, Brian Polian. Coach Weis will also address the media following Thursday's practice.

There is no availability for players or coaches on Monday and Friday of each game week.

NOTE - All requests for player and coordinator interviews should be sent to Brian Hardin. A detailed description of the subject matter for the interview needs to be included. Requests are due at 10:00 a.m. each day of practice. Freshmen are not available with the exception of the bye week.

PRACTICE ACCESS & POST-PRACTICE INTERVIEW LOCATION

The first 20 minutes of each practice (during the season) on Tuesday, Wednesday and Thursday are open to the media for viewing. This is generally from 5:15-5:35 p.m. ET.

Post-practice interviews will take place in the Guglielmino Athletics Complex auditorium.

OFFICIAL NOTRE DAME FOOTBALL RADIO SHOW

The weekly show will be held at Villa Macri in Mishawaka. The show will air live on NewsTalk 960 WSBT-AM Mondays from 7:00 - 8:00 p.m. Jack Nolan will host the show along with former Irish All-American Reggie Brooks. Air dates: Sept. 2 (Tuesday), 8, 15, 22, 29; Oct. 6, 20, 27; Nov. 3, 10, 17, 24. The show is a cooperative venture between Notre Dame Sports Properties, the Notre Dame athletic department and WSBT. The show can also be heard on www.und.com.

INSIDE NOTRE DAME FOOTBALL WITH CHARLIE WEIS (TELEVISION SHOW)

Taped on Sunday nights, Inside Notre Dame Football will feature a recap of the week's contest, Notre Dame player features and more. The show can be seen locally Sunday evenings on WNDU-TV following the late local news. It will also re-air on WNDU-TV the following Saturday morning at 6:30 a.m. as well as 90 minutes prior to kickoff of Notre Dame home games. All shows can also be viewed on www.und.com beginning on Monday of each week.

All Times Eastern

Irish), Clausen was 4-of-5 for 89 yards, including three passes to freshman WR Michael Floyd for 42 yards.

► With his three touchdown passes last week, Clausen has now thrown 18 touchdown passes this season, which moved into a tie for fourth place on the Irish single-season touchdown list (Rick Mirer, 1991). He also moved into 10th place all-time in career TD passes with 25.

► With his 44 pass attempts last week, Clausen moved into seventh place on the Notre Dame single-season pass attempts list with 289. He also moved into eighth place on the Irish career list in the same category with 534.

► With his 23 pass completions last week, Clausen moved into sixth place on the Notre Dame single-season pass completions list with 172. He also moved into fifth place on the Irish career list in the same category with 310.

► With his 271 passing yards last week, Clausen moved into eighth place on the Notre Dame single-season passing yards list with 2,103.

► After Notre Dame stumbled over the third and early fourth quarter, Clausen guided a 75-yard, 12 play touchdown drive to give the Irish a 24-17 lead with 5:38 to go in the game. He went 4-of-6 for 55 yards on the drive.

► He has thrown at least three TD passes four times in 2007 and six times in his career -- all over Notre Dame's last 11 games.

► Clausen has thrown a TD pass in all eight games for the Irish this season and 10 of the last 11 games.

► Has registered multi-touchdown passing games eight times over Notre Dame's last 11 games.

► Eclipsed 200 yards passing for the eighth time in his career (all in the last 11 games).

► Battling an injury in 2007, Clausen had just six passing plays of over 30 yards in the entire 2007 season. He has 17 already this season through the first eight games.

► Has surpassed the 300-yard passing barrier twice this season.

► Clausen did not set a career-high in passing yards for the fourth straight week against Washington, but he did throw for 201 yards and a touchdown.

► Clausen guided Notre Dame to scoring drives on each of its first two possessions against the Huskies. He went 5-of-5 for 108 yards, including a 51-yard TD pass to freshman WR Michael Floyd, combined on the two touchdown drives.

► Clausen set career-highs in completions (31), attempts (48) and yards (383) against North Carolina. The 31 completions are the fourth-most, the 48 attempts are tied for sixth-most and the 383 yards are seventh-most in Notre Dame single-game history.

► Clausen bested his career-high in passing yards three straight weeks (Purdue, Stanford and North Carolina).

► Clausen finished the afternoon against the Tar Heels with a total of five 20+ yard completions.

► Opened the second-half against North Carolina with an interception on his first pass attempt, the first INT in 132 pass attempts (was returned for a touchdown by North Carolina to bring the Tar Heels within 17-16).

► The 132 passes without an interception is the second longest in school history by a Notre Dame quarterback (only Brady Quinn's 226 straight passes without an INT during the 2006 season was longer).

► Threw for a total of 730 yards over the two Notre Dame games against Stanford (347) and North Carolina (383).

► It was the most passing yards by a Notre Dame quarterback in consecutive weeks since Brady Quinn totaled 815 in victories over Washington and Purdue during the 2005 season (468 at Purdue and 327 at Washington).

► Clausen completed a career-high six passes longer than 20 yards against Stanford. The six passes went to five different receivers.

► Finished the first half 16-of-21 for 221 yards and two touchdowns.

► Became the first Irish quarterback other than Brady Quinn to eclipse 300 yards passing in a single game since Jarius Jackson threw for 317 against Pittsburgh on Nov. 13, 1999.

► Clausen missed on his first three pass attempts to open the game against Purdue, but connected on the next five straight passes to close the first quarter (extended streak to six early in the second quarter before an incompleteness in the Purdue end zone).

► Clausen has now made 17 career starts for Notre Dame. Here is an interesting look at his noticeable improvement:

	First Eight Starts	Last Eight Starts
Completions	115	172
Attempts	207	289
Completion Percentage	55.5%	59.5%
Passing Yards	1,024	2,103
Touchdowns	7	18
Interceptions	5	9
Passing Yards Per Game	128.0	262.9
Efficiency Rating	103.4	134.97
Notre Dame's Record	2-6	5-3

► Here is a quick comparison of Clausen's sophomore stats (through eight games) against the previous top sophomore passing seasons (full) by Notre Dame quarterbacks in school history:

	Jimmy Clausen	Brady Quinn	Ron Powulis
Completions	172	191	124
Attempts	289	353	217
Completion Percentage	59.5%	54.1%	57.1%
Passing Yards	2,103	2,586	1,853
Touchdowns	18	17	12
Interceptions	9	10	7
Passing Yards Per Game	262.9	215.5	185.3
Efficiency Rating	134.97	125.87	140.67

► Here is another quick comparison of Clausen's sophomore stats (through eight games) against the first eight games of senior quarterback Brady Quinn in 2006:

	Jimmy Clausen (2008)	Brady Quinn (2006)
Completions	172	193
Attempts	289	303
Completion Percentage	59.5%	63.4%
Passing Yards	2,103	2,233
Touchdowns	18	21
Interceptions	9	4
Passing Yards Per Game	262.9	279.1
Efficiency Rating	134.97	145.83
Notre Dame's record	5-3	7-1

► Clausen posted then career-highs in both completions (24) and attempts (41) against Michigan State. He also threw for 242 yards, then fourth-most in his Irish career.

► Clausen struggled in the first-half against Michigan State (just 7-of-14 for 79 yards and two INTs), but rebounded with a stellar second-half in which he started 17-of-21 for 163 yards and a touchdown before missing his final six attempts.

► Clausen tossed a pair of touchdowns in the 35-17 victory over Michigan. Clausen hooked up with fellow sophomores **WR Duval Kamara** and **WR Golden Tate**.

► The 48-yard touchdown pass to Tate against Michigan was Clausen's longest of his career, but stood for only eight minutes on the game clock.

► Clausen again connected with Tate for 60 yards to set up another Notre Dame touchdown against the Wolverines.

► The 60-yard passing play from Clausen to Tate was the fourth-longest passing play under Weis.

► The 60-yard passing play was the longest for the Irish since Brady Quinn connected with John Carlson for a 62-yard TD reception against Michigan State on Sept. 23, 2006.

► With Notre Dame trailing 13-7 and 11:55 to go in the fourth quarter in the season opener against San Diego State, Clausen proceeded to complete 8-of-his-final-9 passes for 98 yards and two touchdowns (led Notre Dame on scoring drives of 80 and 55 yards) to secure the come-from-behind victory.

► Over the final three games of 2007 and the contest with San Diego State, Clausen tossed nine touchdown passes and three interceptions. He completed 78-for-138 (.565) and 873 yards over those four games.

► Clausen's previous best passing afternoon came against Air Force on Nov. 10, 2007. He completed 22-of-40 for 246 yards and three touchdowns.

RUNNING BACKS

► One of the deepest positions on the team in terms of talent and versatility is the running back spot. The top three rushers from 2007 all return, featuring styles that complement one another. Those three combined to start 10 games last year and rushed for 1,105 yards and four TDs.

► Junior **James Aldridge** (51 car., 216 yards, 4.2 avg., three TD) started five games in 2007 and led the Irish with 463 yards on 121 carries. Aldridge did not play in the season opener, but returned to the lineup against Michigan and rushed for 28 yards on nine carries against the Wolverines. He added four carries for 13 yards against Michigan State. Aldridge rushed for a season-high 34 yards and registered a season-high 17 yard carry against Purdue. He had five rushes for nine yards in the victory over Stanford. Aldridge had four carries for 23 yards, including a 15-yard burst. He also added his first career touchdown that gave the Irish a 24-16 lead in the third quarter. Aldridge had his best game of the season the victory over Washington. He rumbled 84 yards on 13 carries and added a pair of touchdowns. Aldridge is the third running back this season to not only lead the Irish in rushing for a game, but also register a multi-touchdown game.

► Sophomore **Armando Allen** (95 car., 433 yards, 4.6 avg., two TD) showed flashes of his game-breaking speed last year, but he was seldom able to rip off big gains in 2007. Allen's longest run was 15 yards and his longest reception went for 16 yards, however the dual-threat option he presents as a rusher and receiver combined with his elite speed adds another dimension to the Irish backfield.

► Fellow sophomore **Robert Hughes** (74 car., 250 yards, 3.2 avg., two TDs) burst onto the scene in the final two games last year, featuring a power running game not seen by a Notre Dame player in a number of years. With just 18 carries through the first 10 games, Hughes became the workhorse versus Duke and Stanford by rushing a combined 35 times for 246 yards (7.0 avg.) and two TDs. Hughes became the first freshman running back at Notre Dame to surpass 100 rushing yards in consecutive games since Allen Pinkett in 1982.

► Returning from a knee injury that sidelined him for most of the 2006 season, senior **Asaph Schwapp** started seven games a year ago and served as the lead fullback in every game. Schwapp was the lead blocker for the aforementioned three running backs and also rushed 12 times in 2007, gaining 14 yards. Schwapp has played in all eight games, but has failed to start as Notre Dame has opened most of its games in three, four and even five wideouts.

AR(MAN)DO TO BE RECKONED WITH

► Sophomore HB **Armando Allen** rushed a career-high 19 times last week in the loss to Pittsburgh. He totaled 73 yards, including a long run of 15 yards.

► Allen recorded his fifth start of the season and ninth of his career against Pittsburgh.

► Allen added three receptions for 13 yards, which gives the sophomore 26 this season. He now ranks seventh on the single-season receptions list by a Notre Dame running back.

► Allen's 50 career catches already ranks eighth-best in Irish running backs history.

► Allen rushed for 62 yards on 15 carries in the victory over Washington, but failed to catch a pass for the first in a game this season.

► Allen had 130 all-purpose yards in the loss at North Carolina. He rushed for 60 yards on 11 carries (good for a 5.5 per carry average) and did not have a rush for negative yardage.

► Allen also added a career-high tying seven receptions against the Tar Heels. He equaled his career-high each in consecutive weeks against Stanford and North Carolina.

► Allen has eclipsed 130 all-purpose yards in five of Notre Dame's eight games.

► Allen picked up his first career multi-touchdown game against Stanford earlier in the season.

► The 20-yard reception on Notre Dame's opening drive of first quarter against the Cardinal was the longest of his career.

► He quickly bested that career-best reception with a 21-yard touchdown pass from sophomore **Jimmy Clausen** to give the Irish a 7-0 lead on Stanford.

► The touchdown was his first receiving TD of the season and second of his career.

► Allen added his third touchdown of the season on a three-yard rush to give Notre Dame a 14-7 second-quarter lead over the Cardinal.

► The touchdown was Allen's third overall and second rushing of the season.

► Allen now has four career touchdowns.

► His 61 receiving yards was a career-high (previous high was 35 set last season on Sept. 8, 2007 at Penn State).

► Allen eclipsed the 150 all-purpose yards against Stanford for the sixth time in his career and fourth time in 2008.

► Against Purdue, finished with a career-best 134 yards rushing, good for a 7.9 per carry average (the 7.9 per carry average was the highest for a Notre Dame player since Darius Walker averaged 10.2 against Air Force on Nov. 11, 2006)

► Totaled 247 all-purpose yards (-1 on punt returns, 105 on kick returns, 134 in rushing and nine in receiving)

► Ripped off a 16-yard rush early in the second quarter against the Boilermakers.

► Added a career-best 21-yard burst up the middle on the scoring drive to open the second half.

► Capped the five play, 81 yard drive with a 16-yard touchdown run (the first of his career).

► Rushed for 45 yards on the drive alone (entered the game with just 71 yards rushing the entire season).

► Equaled his career-best run with two more 21 yard gallops on Notre Dame's second drive of the second half.

► Prior to the meeting with Purdue, Allen's longest run was 15 yards, but he had five runs of longer than 15 yards against the Boilermakers.

► Eclipsed 100 yards against the Boilermakers for the first time in his career (previous career-high was 91 yards against Navy on Nov. 3, 2008)

► The 247 all-purpose yards against Purdue were the most by an Irish player since Julius Jones had 255 against Pittsburgh in 2003 (rushed for 262 yards).

MOST ALL-PURPOSE YARDS IN SINGLE-GAME HISTORY

	Total	Rush	Rec.	PR	KR	Year (Opponent)
1. Willie Maher	361	107	-	80	174	1923 (Kalamazoo)
2. George Gipp	357	150	-	50	157	1920 (Army)
3. Tim Brown	294	15	126	21	132	1987 (Boston College)
4. Tim Brown	284	19	184	-	81	1986 (Navy)
5. Jim Seymour	276	-	276	-	-	1966 (Purdue)
6. Tim Brown	275	-4	72	150	57	1987 (Michigan State)
7. Raghieb Ismail	268	100	24	-	144	1990 (Miami, Fla.)
8. Vagas Ferguson	263	255	8	-	-	1978 (Georgia Tech)
9. Phil Carter	257	254	3	-	-	1980 (Michigan St.)
10. Julius Jones	255	262	-7	-	-	2003 (Pittsburgh)
-- Armando Allen	247	134	9	-1	105	2008 (Purdue)

► He had 198 all-purpose yards, including eight on the ground, 20 in the air, 147 on kickoff returns, including a career-best 53-yard return, and 23 on punt returns in the loss at Michigan State. Allen recorded 158 in the season opener against San Diego State. He registered 59 yards on the ground, 18 in the air, 46 in kickoff returns and another 35 on punt returns.

► Allen totaled 1,176 all-purpose yards in 2007. He led Notre Dame with six receptions against Penn State and returned three kicks for 67 yards. Allen registered 110 all-purpose yards in his first career game with Notre Dame versus Georgia Tech. Allen recorded 84 kick return yards on five tries and 25 yards rushing on three carries. He also added a reception for one yard.

THOSE AREN'T BOOS, THEY'RE HUGHES

► Sophomore HB **Robert Hughes** finished 2007 with 294 yards rushing on 53 carries and four touchdowns. He totaled 246 of those yards on 35 carries over the season's final two games. Hughes became the first Notre Dame freshman tailback to eclipse 100 yards rushing in consecutive weeks since Allen Pinkett during the 1982 season. Pinkett rushed for 129 yards against Navy (Oct. 30) and 112 yards against Pittsburgh (Nov. 6).

► Hughes is second on the Irish in carries (74), rushing yards (250) and rushing touchdowns (tied, 2).

Hughes registered 25 yards on the ground on eight carries last week against Pittsburgh.

► Hughes had four carries for 19 yards in the 33-7 rout of Washington.

► Hughes had only four rushes for 12 yards at North Carolina, as the Irish spent most of the afternoon in three, four and five wideout sets.

► Hughes totaled 26 yards rushing on nine carries in the 38-21 rout of Purdue.

- ▶ Hughes registered a well-earned 79 yards on 19 carries in the 35-17 victory over Michigan.
- ▶ The Wolverines were allowing just 1.1 yards on the ground per rush and just over 30 total yards per game, but Hughes averaged 4.2 yards per carry.
- ▶ Hughes registered his fifth career touchdown giving the Irish a 7-0 lead over the Wolverines at 11:52 of the first quarter.
- ▶ Hughes added his second rushing touchdown of 2007 and sixth of his career to give Notre Dame a 28-10 lead with 8:47 to go in second quarter.
- ▶ Hughes opened the season against San Diego State with 54 yards on 17 carries.

NOTRE DAME RUNNING ATTACK AWAKENS

The Irish entered the Purdue game with 234 yards rushing over their first three games of the season combined (ranked 111th in the nation at 78.00 per game). Notre Dame racked up 201 yards on 40 carries against the Boilermakers. The 201 yards rushing were the most for the Irish since the rushing attack picked up 220 against Duke on November 17, 2007 at Notre Dame Stadium.

WIDE RECEIVERS

- ▶ The entire wide receiver group returns in 2008 as the Irish look to return to the aerial assault applied in 2005 and 2006. Six receivers combined to catch 117 passes for 1,252 yards with eight TDs in 2007 — and the two leading receivers were a sophomore and a freshman.
- ▶ Senior tri-captain **David Grimes** (21 rec., 182 yards, 8.7 avg., two TDs) is the veteran leader of the bunch. Grimes, who did not see the field against Michigan State or Washington battling a back injury, is one of two players outside of the freshman or sophomore class to score a touchdown this season. He returned to the lineup against Purdue with four receptions for 65 yards, including a 30-yard score. Grimes had a season-high seven catches for 60 yards, including a 23-yard grab against Stanford.
- ▶ Junior **Robby Parris** (8 rec., 41 yards, 5.1 avg.) tallied the most receiving yards by an Irish wide receiver last year (361) and had the highest average yards per reception total (12.4) among receivers with at least 10 receptions. Parris started four games in 2007 and flashed his big-play potential as he led the team with eight receptions of at least 20 yards and recorded over 90 yards receiving in two games (93 yards at Purdue, 94 yards vs. Boston College), but has battled an injury through the pre-season is still looking to regain top form. He had his best game of 2008 in the victory over Washington. Parris had three receptions for 19 yards.
- ▶ Following a strong freshman season that saw him named an honorable mention freshman All-American by *The Sporting News*, sophomore **Duval Kamara** (13 rec., 146 yards, 11.2 avg., 1 TD) looks to grow the connection forged with quarterback **Jimmy Clausen**. Prior to freshman WR Michael Floyd, Kamara held the previous Irish freshman record for most receptions (32) by a first-year wide receiver (breaking Tim Brown's school record of 28) and also set the Notre Dame record for most TD receptions by a freshman (4). Kamara registered a catch in each of the first six games for Notre Dame, including a 10-yard touchdown against Michigan to give the Irish a 14-0 first quarter lead, but was limited to just a single reception in each of the first five games for Notre Dame. Kamara broke out of his early-season slump with a season-high five receptions for 58 yards against North Carolina.
- ▶ Notre Dame has also seen the emergence of sophomore **Golden Tate** (37 rec., 676 yards, 18.3 avg., 5 TDs). The Hendersonville, Tenn., native showed flashes of brilliance in 2007 (four of his six receptions exceeded 20 yards), highlighted by his three catches, 104 yards and one touchdown performance against Purdue. Tate has already exceeded his entire reception output from a year ago and leads the Irish in receptions (tied) and receiving yards. He has hauled in passes of 30, 30, 31, 33, 38, 38, 45, 47, 47 and 60 yards over the first eight games. Tate is 28th in the NCAA in receiving yards per game (84.50), 1-76th in receptions per game (4.63) and only two other WRs in the nation (with at least 4.63 receptions per game) have a higher average per catch than Tate's 18.3.
- ▶ Freshman **Michael Floyd** was the Gatorade Player of the Year in Minnesota as a junior and a senior and was a USA Today first-team All-American. The rookie picked up his first career start against Michigan and not only became the first Irish freshman to register a TD catch in a season opener (San Diego State), but also became the first freshman to register Notre Dame's first points of a season by touchdown. Floyd has 41 receptions for 633 yards on the season. He has already established new

school records for both receptions (41) and receiving touchdowns (7) by an Irish freshman. He also set a new freshman record with seven receptions against Michigan State. Floyd led Notre Dame with 86 receiving yards, including a 26-yard touchdown. He recorded his first career 100 yard receiving game against Purdue. He hauled in six passes for 100 yards, including a 38-yard pass play from sophomore QB **Jimmy Clausen**.

MICHAEL FLOYD: ANOTHER BRICK IN IRISH RECEIVING WALL

- ▶ Freshman WR **Michael Floyd** has already made a name for himself for the Irish.
- ▶ Floyd recorded his seventh consecutive start against Pittsburgh.
- ▶ With his second reception against Pittsburgh, Floyd established a new school record for receptions by a Notre Dame freshman. He broke current sophomore WR Duval Kamara's record of 32 catches in 2007.
- ▶ Floyd hauled in touchdown passes of 18 and 4 yards in the second quarter to give the Irish a 17-3 lead at halftime.
- ▶ With seven touchdown receptions this season, Floyd (who already owns the record for most TD receptions by a freshman) moves into a tie for ninth place on the Irish single-season list (Tom Gatewood, 1970).
- ▶ Equaled his career-high and Irish season-high with seven receptions in the opening 30 minutes alone.
- ▶ Surpassed 100 receiving yards for the fourth time in Notre Dame's last five games.
- ▶ Finished the game with 10 receptions for 100 yards, which is the most catches by an Irish player since Rhema McKnight had 10 receptions against Army in 2006.
- ▶ Floyd recorded his third 100-yard receiving game to help the Irish rout Washington. He had four catches for 107 yards, including a career-long 51-yard touchdown reception on the third play of the game.
- ▶ The touchdown catch was his team-high fifth of the season, which broke the Notre Dame record for TD receptions by a freshman (sophomore WR **Duval Kamara** had four in 2007).
- ▶ With four 100-yard receiving games already in 2008, Floyd is moving into some pretty impressive company among previous Notre Dame wide receivers.

Games with 100 Yards - Season

1. Tom Gatewood, Jr.	8 (1970)
2. Maurice Stovall, Sr.	6 (2005)
3. Jeff Samardzija, Jr.	5 (2005)
4. Michael Floyd, Fr.	4 (2008)
Jeff Samardzija, Sr.	4 (2006)
Tom Gatewood, So.	4 (1969)
7. Arnez Battle, Sr.	3 (2002)
Derrick Mayes, Jr.	3 (1994)
Derrick Mayes, Sr.	3 (1995)
Rhema McKnight, Sr.	3 (2006)

- ▶ Hauled in a seven-yard touchdown reception from sophomore QB **Jimmy Clausen** with 0:52 left in the opening half to give the Irish a 17-6 lead.
- ▶ Fell seven receiving yards short of becoming the first Irish freshman to ever eclipse 100 yards receiving in three consecutive games.
- ▶ Floyd picked up his third career receiving touchdown on a 48-yard pass from sophomore **Jimmy Clausen** against Stanford.
- ▶ The 48-yard catch was the longest of his career at the time.
- ▶ Eclipsed 100 yards receiving for the second time in his career and second straight week.
- ▶ Became the first Notre Dame wideout to eclipse 100 yards in consecutive weeks since Jeff Samardzija on Nov. 4 (North Carolina) and Nov. 11 (Air Force) of 2006.
- ▶ Became the first Irish freshman wide receiver with consecutive 100 yard receiving games since Joe Howard on Oct. 31 (Navy) and Nov. 7 (Georgia Tech) of 1981 -- just the second ever to accomplish the feat.
- ▶ Floyd is the fourth different freshmen in the last 20 years whose first career catch was a touchdown. The others were Raghieb "Rocket" Ismail and Derek Brown in 1988, and Derrick Mayes in 1992 -- mighty impressive company for Floyd to join.
- ▶ Registered a 38-yard reception on Notre Dame's six-play, 65-yard scoring drive that tied the score, 14-14, late in the first half against Purdue.

- ▶ Had five catches for 93 yards in the first half alone against the Boilermakers.
- ▶ Finished the contest with six catches for 100 yards, making him only the second Irish freshman to have at least 100 receiving yards since Derrick Mayes in 1992 against Pittsburgh.
- ▶ The Boilermakers were the victims the most recent time it happened when sophomore WR **Golden Tate** had 104 yards on three catches with one touchdown in West Lafayette in 2007.
- ▶ Floyd's seven receptions for 86 yards in the loss at Michigan State were a single-game record by a Notre Dame freshman, breaking the six **Duval Kamara** had last year at Purdue (68 yards) and Stanford (93 yards), and the six running back **Armando Allen** had (for 38 yards) in 2007 at Penn State.
- ▶ Floyd is having one of the top receiving seasons by any true freshman across the country in NCAA FBS.

RECEPTIONS PER GAME (TRUE FRESHMEN)

Name, School	Rec.	Yds	Avg.	TD	Rec./G
DeAndre Brown, Southern Miss.	49	844	17.22	10	5.44
*Michael Floyd, Notre Dame	41	633	15.44	7	5.13
A.J. Green, Georgia	44	753	17.11	5	4.89
Jeff Fuller, Texas A&M	42	535	12.74	7	4.67
Martavious Odoms, Michigan	36	355	9.86	0	4.50
Kendal Wright, Baylor	40	514	12.85	3	4.44

RECEIVING YARDS PER GAME (TRUE FRESHMEN)

Name, School	Rec.	Yds	Avg.	TD	Avg./G
DeAndre Brown, Southern Miss	49	844	17.22	10	93.78
A.J. Green, Georgia	44	753	17.11	5	83.67
*Michael Floyd, Notre Dame	41	633	15.44	7	79.13
T.Y. Hilton, Florida International	21	578	27.52	4	72.25
Jeff Fuller, Texas A&M	42	535	12.74	7	59.44
Malcolm Beyah, MTSU	26	462	17.77	5	57.75
Kendal Wright, Baylor	40	514	12.85	3	57.11
Julio Jones, Alabama	33	506	15.33	4	56.22

**The stats for Floyd, Hilton and Odoms have come in eight games (the others have played nine).*

- ▶ Freshman WR **Michael Floyd** is on pace to shatter rookie receiving marks in receptions, receiving yards and touchdowns.

Player (Year)	Rec.	Yds.	Avg.	TD
^Michael Floyd (2008)	62	950	15.3	11
Duval Kamara (2007)	*32	357	11.2	*4
Tony Hunter (1979)	27	*690	25.6	2

*^projected numbers over 12-game regular season
* previous Notre Dame rookie single-season records*

- ▶ Here is a look at how Floyd's freshman season could rate against the rookie campaigns of Notre Dame's top five all-time leaders in career receptions (does not include Tom Gatewood [1968] or Jim Seymour [1965], who were not eligible to play as freshmen).

Player (Year)	Rec.	Yds.	Avg.	TD
^Michael Floyd (2008)	62	950	15.3	11
Jeff Samardzija (2003)	7	53	7.6	0
Rhema McKnight (2002)	9	91	10.1	0
Tim Brown (1984)	28	340	12.1	1
Maurice Stovall (2002)	18	312	17.3	3
Derrick Mayes (1992)	10	272	27.2	3

^projected numbers over 12-game regular season

- ▶ Floyd was widely considered one of the top three freshman wide receivers entering the 2008 season, along with Julio Jones of Alabama and A.J. Green of Georgia. Floyd more than represents himself when compared to the other freshman phenoms.

Player	Rec.	Yds.	Avg.	Rec./G	Yds./G	TD
*Michael Floyd, Notre Dame	41	633	15.44	5.13	79.13	7
A.J. Green, Georgia	44	753	17.11	4.89	83.67	5
Julio Jones, Alabama	33	506	15.33	3.67	56.22	4

**Floyd has only played in eight games, while both Jones and Green have seen action in nine.*

- ▶ Floyd recorded a career-high seven receptions at Michigan State.
- ▶ Added his second career touchdown reception (a 26-yard pass play from Clausen with 14:51 to go in the fourth quarter) against the Spartans.
- ▶ Registered four catches that gave the Irish a first down.
- ▶ Those seven receptions were the most by an Irish receiver since Jeff Samardzija had eight against LSU in the 2007 Sugar Bowl
- ▶ The seven receptions are also the most ever by a Notre Dame freshman receiver (most by a freshman at any position as well). The previous school record by an Irish rookie was six set last season on two different occasions by sophomore WR **Duval Kamara**.
- ▶ Floyd has 633 yards receiving on 41 catches through eight games. Here is how Floyd compares through eight games to the five previous top single seasons in receiving (also through first eight games).

Player (Year)	Rec.	Yds.	Avg.	TD
Tom Gatewood (1970)	57	974	17.1	7
Jack Snow (1964)	49	890	18.2	7
Jeff Samardzija (2005)	51	877	17.2	12
Maurice Stovall (2005)	44	701	15.9	7
Michael Floyd (2008)	41	633	15.4	7
Jeff Samardzija (2006)	43	509	11.8	7

- ▶ Floyd is just off pace to eclipse 1,000 receiving yards in the regular season, but might with help from a possible bowl game to become the seventh Notre Dame wideout to accomplish the feat.

Player (Year)	Rec.	Yds.	Avg.	TD
Jeff Samardzija (2005)	77	1,249	16.2	15
Maurice Stovall (2005)	69	1,149	16.7	11
Tom Gatewood (1970)	77	1,123	14.6	7
Jack Snow (1964)	60	1,114	18.6	9
*Michael Floyd (2008)	67	1,029	15.4	11
Jeff Samardzija (2006)	78	1,017	13.0	12

** projected over 13 games*

FOLLOW THE GOLDEN RULE

- ▶ Sophomore WR **Golden Tate** has blossomed into one of the most improved wide receivers in the country.
- ▶ Tate ranks 28th in the NCAA FBS in receiving yards per game (84.50) and t-76th in receptions per game (4.62).
- ▶ Among players with at least 4.62 receptions per game, Tate ranks third in the NCAA FBS with a 18.3 per reception average.

YARDS PER RECEPTION (BY PLAYERS AVERAGING 4.62 REC./GAME)

Name, School	Rec.	Yds	Rec./G	Avg./Rec.
Aldrick Robinson, SMU	53	1,003	5.89	18.92
Brandon Banks, Kansas St.	48	883	5.33	18.40
Golden Tate, Notre Dame	37	676	4.62	18.27
Dez Bryant, Oklahoma St.	60	1,054	6.67	17.57
Rashaun Greer, Colorado St.	45	779	5.00	17.31

- ▶ Recorded his fifth touchdown reception of the season and sixth of his career on a six-yard fade from sophomore **Jimmy Clausen** to give the Irish a 24-17 lead at 5:38 of the fourth quarter against Pittsburgh.
- ▶ Recorded a spectacular 47-yard reception late in the first half against Pittsburgh to set up an Irish score (Notre Dame would take a 10-3 lead with 1:27 left three plays later).
- ▶ The 47-yard reception and a 31-yard catch later in the game were the ninth and 10th this season by Tate of 30 yards or longer. That number exceeds the total by the entire Irish receiving corp in 2007 (three).
- ▶ Surpassed 100 yards receiving for the third time this season and fourth time in his career.
- ▶ With three 100-yard receiving games this season, Tate moves into a tie for seventh place on the Irish list for most 100 yard receiving games in a single-season.
- ▶ Tate hauled in three receptions for 42 yards, including a 33-yard pass (his ninth of 30 yards or longer this season).
- ▶ Tate picked up his first career rushing touchdown on a 21-yard end-around to give Notre Dame a 14-0 first quarter lead over Washington.
- ▶ Tate's first two rushes this season went for 45 yards, including the 21-yard touchdown run (both on end-arounds).
- ▶ Tate's second carry of the Washington game, however, another end-around, went for minus 10 yards.

- ▶ Tate (6) trails freshman WR **Michael Floyd** (7) for the overall touchdown lead for Notre Dame.
- ▶ Recorded his fourth touchdown reception of the season and fifth of his career on a 19-yard strike from sophomore **Jimmy Clausen** to give the Irish a 7-0 lead at 10:27 of the first quarter against North Carolina.
- ▶ Hauled in a 47 yard reception late in the second quarter against the Tar Heels to set up a first-down and goal situation.
- ▶ The 47-yard reception was Tate's seventh this season of over 30 yards (added an eighth on Notre Dame's final drive of the game).
- ▶ Finished the afternoon with five catches for 121 yards.
- ▶ Eclipsed 100 yards receiving for the second time in 2008 and third time in his career.
- ▶ Tate hauled in his third TD reception of the year in the rout of Purdue.
- ▶ Finished with five receptions for 64 yards (12.8 yards per catch), including a 38-yard grab against the Boilermakers.
- ▶ Tate has 676 yards receiving on 37 catches through eight games. Here is how Tate compares through eight games to the five previous top single seasons in receiving (also through first eight games).

Player (Year)	Rec.	Yds.	Avg.	TD
Tom Gatewood (1970)	57	974	17.1	7
Jack Snow (1964)	49	890	18.2	7
Jeff Samardzija (2005)	51	877	17.2	12
Maurice Stovall (2005)	44	701	15.9	7
Golden Tate (2008)	37	676	18.3	5
Jeff Samardzija (2006)	43	509	11.8	7

▶ Tate is just off pace to eclipse 1,000 receiving yards in the regular season, but might with help from a possible bowl game to become the seventh Notre Dame wideout to accomplish the feat.

Player (Year)	Rec.	Yds.	Avg.	TD
Jeff Samardzija (2005)	77	1,249	16.2	15
Maurice Stovall (2005)	69	1,149	16.7	11
Tom Gatewood (1970)	77	1,123	14.6	7
Jack Snow (1964)	60	1,114	18.6	9
*Golden Tate (2008)	60	1,099	18.3	8
Jeff Samardzija (2006)	78	1,017	13.0	12

* projected over 13 games

- ▶ Recorded Notre Dame's longest rush of the season (at the time) with his 24-yard scamper on a reverse midway through the first quarter (also gave the Irish their initial first down of the afternoon) against Michigan State.
- ▶ Finished the afternoon against the Spartans with five receptions for 83 yards - marking the third straight game with at least 80 yards receiving.
- ▶ Registered four catches that gave the Irish a first down.
- ▶ Tate flashed glimpses of his athletic ability in 2007. Tate had three receptions for 104 and a touchdown against Purdue and not only became the first freshman to catch a touchdown pass since Maurice Stovall (2002 against Rutgers), but also became the first Notre Dame freshman to surpass 100 yards receiving in a game since Derrick Mayes (100 yards on two catches) against Pittsburgh on Oct. 10, 1992.
- ▶ Tate only managed three receptions the rest of the season, but exploded onto the scene in the season-opener against San Diego State. He hauled in six catches for 93 yards, including a 38-yard touchdown pass to give the Irish a 14-13 fourth-quarter lead.
- ▶ Tate continued his development in the victory over Michigan. The speedster hauled in four passes for 127 yards, including a 48-yard TD strike from fellow sophomore **Jimmy Clausen**.
- ▶ The 48-yard reception against the Wolverines was Tate's longest of his career, but for only eight minutes on the game clock.
- ▶ Tate hauled in a slant pattern and raced 60 yards to set up another Notre Dame touchdown.
- ▶ The 60-yard reception was the longest for the Irish since John Carlson hauled in a 62-yard TD grab against Michigan State on Sept. 23, 2006.
- ▶ Tate eclipsed 100 yards receiving for the second time in his career against the Wolverines.
- ▶ Tate registered 116 yards on three catches in the first half, besting his previous career high of 104 yards against Purdue on Sept. 29, 2007.
- ▶ Tate's 31.8 per catch average (minimum three receptions) was the second-highest single-game average by a receiver in the Weis era.

▶ Tate has the best single-game average of 34.7 (3-104) set against Purdue last season.

CHECK OUT THAT SHINY KAMARA

- ▶ Sophomore WR **Duval Kamara** finished 2007 with 32 receptions for 357 yards and four touchdowns. He set a pair of Notre Dame rookie receiving single-season records in 2007. Kamara's 32 receptions are the most ever by an Irish receiver, breaking the previous mark of 28 held by eventual Heisman Trophy winner Tim Brown in 1984. His four receiving touchdowns are also the most ever by a Notre Dame freshman. Michael Floyd has since bested his record in each category.
- ▶ After struggling in the season opener against San Diego State (one INT slipped through his hands), Kamara recorded his first TD reception of the season and fifth of his career to give Notre Dame a 14-0 lead at 11:00 of the first quarter against Michigan.
- ▶ Nagging injury has hindered him to five receptions this season.
- ▶ Entered the North Carolina game with four receptions, added a fifth in the first half, but hauled in three alone on Notre Dame's initial scoring drive of the third quarter (two of the three catches went for first downs, including a 18-yard reception on a 3rd and 16 play).
- ▶ Finished the afternoon against the Tar Heels with five receptions (more than he had in the previous five games combined) for 58 yards (also more than he had totaled over the previous five games).

TIGHT ENDS

- ▶ The Irish figured to struggle to find an immediate replacement for John Carlson, one of the most prolific tight ends in school history. Carlson started each of the last 23 games in which he appeared and recorded the second-most receptions (100) and third-most receiving yards (1,093) for a career by a Notre Dame tight end.
- ▶ Sophomore **Mike Ragone**, a former high school All-American, was the initial odds on favorite to replace Carlson after playing in 11 games as a freshman in 2007, but was lost for the season with a torn ACL. Junior **Will Yeatman** has played in 28 games in his career, starting six contests as a second tight end (including each of the first three in 2008), but will miss the remainder of the season. He has eight career receptions for 39 yards (six of which came in 2007).
- ▶ Freshman **Kyle Rudolph** has exploded onto the scene. A USA Today first-team All-American and considered by most recruiting sites as the top tight end in the nation, Rudolph has started all eight games this season and became the first Notre Dame rookie tight end to ever start a season opener. He hauled in two catches for 29 yards, including an 18-yard reception against Michigan State. Rudolph recorded single-game highs in both receptions (5) and receiving yards (70) against Stanford. Rudolph also added his second career touchdown reception and a career-best 24-yard grab against the Cardinals.
- ▶ With his first reception against Pittsburgh, Rudolph established a new school record for receptions by a Notre Dame freshman tight end. He broke Ken McAfee's record of 14 catches in 1974.

RUDOLPH THE PASS CATCHING TIGHT END

▶ Here is how Rudolph's season to date compares to three other outstanding Notre Dame rookies tight ends (Brown and McAfee each were named first team All-Americans later in their career).

Player (Year)	Rec.	Yds.	Avg.	TD
Kyle Rudolph (2008)	16	192	12.0	2
Ken McAfee (1974)	14	146	10.4	1
Dean Masztak (1978)	13	236	18.2	0
Derek Brown (1988)	12	150	12.5	3
Jabari Holloway (1997)	8	144	18.0	1
*Kyle Rudolph (2008)	26	312	12.0	3

*projected over 13 games

- ▶ Rudolph became the first Irish freshman tight end to record a touchdown reception in 11 years in the victory over Purdue. Jabari Holloway was the last Notre Dame tight end to do so in a 33-15 loss at Stanford in 1997. He broke the drought with his five-yard grab of a **Jimmy Clausen** pass in the third quarter as the Irish extended their lead to 28-14 over the Boilermakers.
- ▶ Rudolph is the first Notre Dame rookie tight end to haul in touchdown passes in consecutive weeks (Purdue and Stanford) since Derek Brown did during the 1988 season. Ironically enough, Brown also did it in victories over both Purdue and Stanford.

► Rudolph was held without a catch last week in the victory over Washington. It marked just the second time this season (Michigan being the other game) in which he failed to make a reception.

IRISH DEFENSE

DEFENSIVE LINE

► It is nearly impossible to replace the 2007 production of Trevor Laws. Not only did he lead the entire nation for tackles by a defensive lineman (112 tackles, 9.3 tackles/game), but he also recorded the second-most tackles ever by an Irish defensive lineman. No one individual on the Irish roster will come close to duplicating the performance by the 2007 Notre Dame MVP, but the vacancy he created at the position could be filled by a combination of players.

► Senior **Justin Brown** returns for his fifth year at Notre Dame after setting individual career highs in almost every statistical category last year. The senior member of the defensive line, Brown has started five games in 2008 with 11 tackles and three for loss (two of which came in the victory over Michigan).

► Senior **Pat Kuntz** started the first 10 games of 2007 at nose tackle and recorded 42 tackles including 2.5 tackles for loss. He also tied for team-high honors with nine passes broken up, the most by any defensive lineman in the nation a year ago. After failing to register a tackle in the season opener, Kuntz came back with three solo stops, including one for loss against Michigan. He recorded a season-high six stops against Purdue. Kuntz had his best game of 2008 in the victory over Stanford. He finished the afternoon with three tackles, 2.0 sacks, 2.0 tackles for loss, an interception (the first of his career), a fumble recovery and a pass breakup. Kuntz recorded four tackles in last week's game with Pittsburgh.

► Sophomore **Ian Williams** started the final two games of the season at nose tackle, but he was a valuable reserve in the first 10 contests as he totaled 45 tackles, sixth-most on the team. It was the third-most tackles by an Irish freshman defensive lineman in school history and he earned freshman All-America honors from the Football Writers Association of America. Williams had one solo tackle over the first two games of the season, but regained his form with six stops against Michigan State. He had his second-best game of the season last week against Pittsburgh. Williams recorded six tackles (equalling season-high) and a career-best 2.0 for loss.

WHO SAYS KUNTZ IS UNDERSIZED?

► Senior **Pat Kuntz** entered the 2007 season without a single start and just 11 tackles in 21 career games. Kuntz excelled in Notre Dame's new 3-4 defensive scheme last season and has adapted to a move from nose tackle to defensive end this season.

► Kuntz had four tackles in the loss to Pittsburgh last week.

► Kuntz had three tackles, including a sack, in the defeat at North Carolina.

► Kuntz did rank in a tie for 69th in the NCAA FBS in sacks per game (0.50) before failing to register a sack each of the past two weeks.

► In fact, all three of his sacks came over Notre Dame's two games against Stanford and North Carolina.

► Kuntz had his best game of 2008 in the victory over Stanford. He finished with three tackles, 2.0 sacks, 2.0 tackles for loss, an interception (the first of his career), a fumble recovery and a pass breakup

► Kuntz totaled a season-high six tackles, including three solo stops, in the victory over Purdue.

► Kuntz did not record a tackle in the season-opening victory over San Diego State, but finished with three solo tackles against Michigan, including one for loss.

► Kuntz possesses a tremendous motor and work ethic and displayed an uncanny ability to knock down passes at the line of scrimmage.

► Despite missing the final two games of 2007 to injury, Kuntz started 10 games, totaled 53 career tackles with three tackles for loss, 0.5 sacks, nine pass break-ups and one fumble recovery.

► Kuntz led all defensive linemen in the NCAA FBS in 2007 with nine pass break-ups last year and tied for the team-high honors.

Name, School	PBU	INT	PD
Pat Kuntz, Notre Dame	9	0	9
Phillip Hunt, Houston	8	1	9
Tyson Jackson, LSU	8	0	8

► Kuntz has played in 38 career games with 17 career starts (10 in 2007).
 ► Kuntz was on pace to surpass the school record for pass break-ups in a single-season a year ago. Of those players that have broken up 10 or more passes in a single season, he would have been just the second non-defensive back on the list (David Martin, 1966).

Passes Broken Up — Season

1. Clarence Ellis	13 (1969)
2. Dave Waymer	12 (1978)
3. Tom Schoen	11 (1967)
Luther Bradley	11 (1973)
Clarence Ellis	11 (1970)
6. Tim Rudnick	10 (1973)
Dennis Phillips	10 (1963)
Tony Carey	10 (1964)
Tom Longo	10 (1964)
*David Martin	10 (1966)
Thomas O'Leary	10 (1966)
Ralph Stepaniak	10 (1969)

* indicates non-defensive backs

► Kuntz ranked 58th in the nation in passes broken up and just outside the top 100 in the nation in passes defended a year ago.

LINEBACKERS

► Three starters return while two other linebackers have starting experience, as the linebackers group possesses the leader of the defense as well as upstart talent which helped make the Irish defense so improved last year. A staple of Notre Dame's linebacker corps the last three seasons, tri-captain **Maurice Crum Jr.** returns for a fifth year and is the indisputable leader of the defense. He has started 44 of 45 games (failed to start the first game of his career against Washington) that Notre Dame has played the past four years. Crum notched 84 of those stops in 2007 and enters this weekend with 290 career tackles, needing six more tackles to enter Notre Dame's top-10 list for career stops. Crum ranks third on the Irish with 49 tackles in 2008. He has 3.5 TFLs and 1.0 sack of the season for the Irish.

► Junior **John Ryan** is one of the more versatile members of the Irish defense, as he posted eight starts as an outside linebacker in 2007 and two starts at defensive end last year. He has just six tackles this season, but has added a pair of pass break-ups, two quarterback hurries and a fumble recovery. Ryan did not play in the victory over Washington.

► Two freshmen burst onto the scene in 2007 and made significant contributions to Notre Dame's defense. **Kerry Neal** and **Brian Smith** each started as outside linebackers during their rookie seasons and both now server as sophomore starters. Neal has picked up 15 tackles (three each against San Diego State and Michigan), 3.0 for loss, 1.0 sack and his first career interception against the Aztecs. Smith is fourth on the squad with 43 tackles, 4.0 for loss, 2.0 sacks, two fumble recoveries, one forced fumble, one pass breakup and three quarterback hurries. He ranks tied for 17th in the nation in fumble recoveries. Neal had a career-high four tackles last week against Pittsburgh and chipped in his first sack of the season.

CRUMBLING THE COMPETITION

► Senior LB **Maurice Crum, Jr.**, totaled 100 tackles in 2006 to lead Notre Dame. Crum was the first Irish player to eclipse the 100 tackle mark since Courtney Watson had 117 in 2003.

► Crum had a season-high nine tackles and 1.0 for loss last week against Pittsburgh.

► Crum failed to start for the first time in his career in the victory over Washington, snapping a streak of 43 consecutive starts (every game the Irish has played since the start of the 2005 season).

► The 43 consecutive starts was the longest streak on the team and seventh-longest among current NCAA FBS players.

► Crum still has a chance to surpass the recognized school record for career starts.

Name	Career Starts	Career
Tom Zbikowski	48	(2004-07)
Brady Quinn	46	(2003-06)
Ryan Harris	45	(2003-06)
Maurice Crum, Jr.	44	(2005-)

► Crum, Jr. has 290 career stops, needing just six tackles to enter Notre Dame's top-10 list for career stops.

Tackles - Career

1.	Bob Crable	521 (1978-81)
2.	Bob Golic	479 (1975-78)
3.	Steve Heimkreiter	398 (1975-78)
4.	Bob Olson	369 (1967-69)
5.	Tony Furjanic	361 (1982-85)
6.	Mike Kovaleski	353 (1983-86)
7.	Ross Browner	340 (1973, 1975-77)
8.	Tom Zbikowski	300 (2004-07)
9.	Brandon Hoyte	297 (2002-05)
10.	Greg Collins	295 (1972-74)
--	Maurice Crum, Jr.	290 (2005-)

NCAA FBS Active Career Tackles Leaders

1.	Daniel Holtzclaw, Eastern Michigan	416
2.	Solomon Elimimian, Hawaii	381
3.	Courtney Greene, Rutgers	355
4.	Gerald McRath, Southern Miss.	353
5.	Russell Allen, San Diego State	347
	Patrick Chung, Oregon	347
7.	James Laurinaitis, Ohio State	335
8.	Bryant Haines, Ball State	310
9.	Ward Dobbbs, Wyoming	305
10.	Clayton Mullins, Miami (Ohio)	304
16.	Maurice Crum, Notre Dame	290

► Crum, Jr. also ranks tied for 12th among active players in NCAA FBS with 153 assisted tackles.

► Crum, Jr. picked up his 43rd consecutive start in the loss at North Carolina.

► Crum, Jr. is the 17th player in Notre Dame football history to be named captain consecutive years.

► Crum, Jr. had a team-high tying six tackles in the victory over Washington.

► Crum, Jr. had five tackles, including his first pass breakup of the season at North Carolina.

► Crum, Jr. registered four tackles in the victory over Stanford.

► Crum, Jr. finished the game against Purdue with six tackles.

► Crum, Jr. had six tackles, one for loss, including a sack in the season opening victory over San Diego State.

► Crum, Jr. registered five tackles with another 0.5 tackle for loss in the rout of Michigan.

► Crum, Jr. had eight tackles, four solo, including a tackle for loss last week against Michigan State.

► Crum, Jr. finished his career with 36 tackles in four games against the Spartans.

► Crum, Jr. followed up that effort with a 84 tackle season in 2007 despite battling injuries throughout much of the season.

► Crum, Jr. started at outside linebacker as a sophomore, middle linebacker as a junior (both in a 4-3 scheme) and inside linebacker as a senior (in a 3-4 scheme).

► Crum, Jr. named an honorable mention '08 preseason All-American by *The Sporting News*.

► Crum, Jr. selected to the '08 Nagurski Trophy Watch List (defensive player of the year) and Lott Award Watch List.

► Crum, Jr. rated the No. 11 inside linebacker by Phil Steele for '08 and the 11th-best outside linebacker by *Lindy's*.

► Crum, Jr. named to '08 Chuck Bednarik Award Watch List.

► Crum, Jr. ranked tied for 28th in the NCAA in 2007 with the three forced fumbles.

► In 2007, Crum, Jr. added 4.5 tackles for loss, one sack, two interceptions, four passes broken up, and two fumble recoveries.

► Crum, Jr. was responsible for five turnovers as he intercepted two passes, forced a fumble (that was recovered by a teammate) and recovered two fumbles that he forced.

► Crum, Jr. received national Defensive Player of the Week award from the Walter Camp Foundation following his performance at UCLA.

► Crum, Jr. scored first career touchdown when he returned a fumble he forced and returned 35 yards for a score at UCLA.

► Crum, Jr. became the first Irish player to ever record a pair of forced fumbles, two fumble recoveries and two interceptions in the same game.

► Crum, Jr. also set a single-game school record with four turnovers forced at UCLA.

SMITH, BRIAN SMITH ... INSIDE LINEBACKER

► Notre Dame sophomore LB **Brian Smith** ranks fourth on the Irish with 43 tackles.

► Smith has also registered 4.0 tackles for loss, 2.0 sacks, two fumble recoveries, one forced fumble, one pass breakup and three quarterback hurries.

► Smith ranks tied for 17th in the nation in fumble recoveries.

► Smith posted three tackles, including a vicious 11-yard sack on Ronnie Fouch, in the victory over Washington last week.

► Smith had three tackles and a quarterback hurry in the loss at North Carolina.

► Smith recorded six tackles, three solo, one tackle for loss and one sack, as well as a quarterback hurry, in the victory over Stanford.

► Smith registered a career-best 10 tackles, including one for loss, and a forced fumble against Michigan State.

► Smith has started all six games for the Irish, but just once at inside linebacker (Michigan State) as Notre Dame failed to open in nickel for the first time in 2008.

► Smith is the first sophomore LB to post 10 or more tackles in a single game since Maurice Crum, Jr. had 11 against Navy on Oct. 28, 2006.

DEFENSIVE BACKFIELD

► The most improved area on the entire team last year was the play by the Irish secondary. Two of the four starters return from the group that recorded the second-best pass defense in the nation. Notre Dame allowed almost 42 fewer passing yards per game and the passing efficiency of opposing quarterbacks improved from 90th in 2006 to 22nd last year.

► Senior **David Bruton** was a major contributor to the success of the Irish secondary in his first season as starter at free safety. He proved to be a tremendous addition as he ranked third on the team with 85 tackles and added three interceptions. Bruton recorded at least nine tackles in five games and is the top returning tackler for 2007.

► Senior **Terrail Lambert** returns for his fifth season and is the most veteran member of the defensive backs. Lambert has started 30 consecutive games at cornerback and has intercepted four passes while totaling 105 tackles over the last three campaigns. Only Crum has started more games on the Irish defense, and no player has played in more games than Lambert over the past three years. Lambert has 31 tackles (18 solo stops) and four pass breakups so far in 2008.

► Junior **Raeshon McNeil** has secured the other starting cornerback spot. McNeil has played in 28 games for the Irish and has been used as an extra cornerback and also as an extra safety. He made his ninth career start against Pittsburgh and leads Notre Dame with five pass breakups, including two in the victory over Michigan, and seven passes defended (five PBUs and two INT).

► Sophomore **Gary Gray** has seen prominent playing time in 2008. Gray missed the entire 2007 season with an injury after enrolling in January 2007 but was highly touted coming out of high school. Gray picked up his first career interception against Michigan and returned it 40 yards. Gray picked up a career-high four tackles against Purdue and also added his first career pass breakup.

► Freshman **Robert Blanton** made his Irish debut against Michigan and registered two tackles, one for loss. Blanton continued to make a major impact with a stellar game against Purdue. He recorded five solo tackles, a pass breakup and a 47-yard interception return for touchdown.

► Sophomore **Harrison Smith** is listed as the backup to Bruton at free safety, but also has seen significant action at Sam linebacker, including making his first career start against Michigan State and again against Stanford. Smith was a highly recruited player from Tennessee who was named the state's player of the year by Gatorade. The former state decathlon champion did not play in his first year with the Irish, but has picked up 31 tackles with 6.0 for loss, 2.0 sacks and a pass breakup over the first eight games of 2008. Smith even picked up a 23-yard run and 35-yard run on a pair of fake punts to give the Irish first downs against Stanford and Washington.

► Junior **Sergio Brown** had played in 22 games over the last two seasons primarily on special teams, recording 11 tackles, but has exploded onto

the scene in 2008. Brown has started four games for the Irish, as the extra safety in nickel packages, and has registered 15 tackles, nine solo, three pass breakups, one quarterback hurry, one fumble recovery, one TFL and a blocked punt.

► Replacing All-American Tom Zbikowski is a tall order, but senior **Kyle McCarthy** has done so and then some over his first eight games of 2008. McCarthy had played in 25 games and started one (against Navy in 2007), but has taken his game to another level.

KYLE USHERS IN MCCARTHYISM ERA IN SECONDARY

► Senior SS **Kyle McCarthy** has definitely instilled intense fear amongst Irish opponents through the first three games this season.

► McCarthy ranks tied for 22nd in the NCAA in total tackles and tied for 23rd in solo stops.

TOTAL TACKLES PER GAME (STRONG SAFETIES)

Name, School	Cl.	Solo	Asst.	Total	TPG
Derrick Richardson, New Mexico St.	Sr.	47	48	95	13.57
Kyle McCarthy, Notre Dame	Sr.	43	33	76	9.50
Josh Thompson, La.-Monroe	Jr.	50	32	82	9.11
Clint McPeck, New Mexico	Jr.	48	42	90	9.00
Greg Laybourn, Oregon St.	Sr.	35	35	70	8.75
Davonte Shannon, Buffalo	So.	37	31	68	8.50
William Moore, Missouri	Sr.	38	21	59	8.43
Brad Phillips, Northwestern	Jr.	38	36	74	8.22
Emmanuel Cook, South Carolina	Jr.	55	17	72	8.00

SOLO TACKLES PER GAME (STRONG SAFETIES)

Name, School	Cl.	Solo	TPG
Derrick Richardson, New Mexico St.	Sr.	47	6.71
Emmanuel Cook, South Carolina	Jr.	55	6.11
Josh Thompson, La.-Monroe	Jr.	50	5.56
William Moore, Missouri	Sr.	38	5.43
Kyle McCarthy, Notre Dame	Sr.	43	5.38
Jamarca Sanford, Mississippi	Sr.	46	5.11
Barry Church, Toledo	Jr.	40	5.00
Chico Hunter, Southern Miss.	So.	44	4.89
Kyle Theret, Minnesota	So.	42	4.67
Davonte Shannon, Buffalo	So.	37	4.63

TOP TACKLE SEASONS BY IRISH DEFENSIVE BACKS

Name	Tackles
1 Chinedum Ndukwe (2006)	98
2 Steve Lawrence (1985)	92
3 A'Jani Sanders (1999)	91
4 David Bruton (2007)	85
5 Brian Magee (1994)	81
6 Glenn Earl (2002)	81
7 Jim Browner (1976)	80
Tom Zbikowski (2007)	80
9 Tom Zbikowski (2006)	79
10 Deke Cooper (1998)	78
-- Kyle McCarthy (2008)	76
-- David Bruton (2008)	73

► Recorded a career-high 15 tackles against Pittsburgh, edging his previous career-best of 14 set twice earlier this season.

► Has eclipsed double digits in tackles four times in 2008.

► McCarthy finished the Washington game with five tackles despite seeing limited playing time in the second half.

► McCarthy equalled his then career-high with 14 more tackles in the victory over Stanford. He added his second career interception and a tackle for loss.

► Eclipsed 10 or more tackles for third time this season and career against the Cardinal.

► McCarthy made just his second career start in the season-opening victory over San Diego State, but the Youngstown, Ohio native recorded a career-high 14 tackles, including 10 solo stops.

► McCarthy backed up the performance with another stingy double-digit tackle effort against Michigan. He totaled 10 stops.

► McCarthy nearly reached the double-digit tackle plateau for the third straight game against Michigan State (finishing the game nine stops).

SOMETHING BRUTON IN THE NOTRE DAME SECONDARY

► Senior FS **David Bruton** will serve as one of three captains of 2008 Irish squad, joining **Maurice Crum Jr.** and **David Grimes**.

► Bruton ranks 24th in the NCAA FBS in total tackles and tied for 23rd in solo stops.

► Bruton ranks even higher in total tackles and solo tackles when compared to other free safeties across the country:

TOTAL TACKLES PER GAME (FREE SAFETIES)

Name, School	Cl.	Solo	Asst.	Total	TPG
Antonio Baker, Louisiana Tech	Jr.	39	39	78	9.75
Brian Lainhart, Kent St.	So.	39	47	86	9.56
Corey Boudreaux, San Diego St.	Sr.	46	30	76	9.50
Andrew Sendejo, Rice	Jr.	34	24	58	8.29
Jordan Lake, Baylor	Jr.	51	27	78	8.67
David Bruton, Notre Dame	Sr.	34	23	57	8.14

SOLO TACKLES PER GAME (FREE SAFETIES)

Name, School	Cl.	Solo	TPG
Corey Boudreaux, San Diego St.	Sr.	46	5.75
Jordan Lake, Baylor	Jr.	51	5.67
David Bruton, Notre Dame	Sr.	43	5.38
James Smith, Iowa St.	Jr.	46	5.11
Jake Galusha, Colorado St.	Sr.	46	5.11
Virdell Larkins, Idaho	Jr.	50	5.00
Andrew Sendejo, Rice	Jr.	34	4.86
Jeron Johnson, Boise St.	So.	38	4.75
Torri Williams, Purdue	Sr.	42	4.67

TOP TACKLE SEASONS BY IRISH DEFENSIVE BACKS

1 Chinedum Ndukwe (2006)	98
2 Steve Lawrence (1985)	92
3 A'Jani Sanders (1999)	91
4 David Bruton (2007)	85
5 Brian Magee (1994)	81
6 Glenn Earl (2002)	81
7 Jim Browner (1976)	80
Tom Zbikowski (2007)	80
9 Tom Zbikowski (2006)	79
10 Deke Cooper (1998)	78
-- Kyle McCarthy (2008)	76
-- David Bruton (2008)	73

TOP CAREER TACKLES BY IRISH DEFENSIVE BACKS

1 Tom Zbikowski (2004-07)	300
2 Jim Browner (1976-78)	228
3 A'Jani Sanders (1996-99)	225
4 Brian Magee (1992-95)	206
5 Deke Cooper (1997-99)	203
6 David Bruton (2005-)	190
7 Jeff Burris (1991-93)	189
8 Stacey Toran (1980-83)	184
John Covington (1990-93)	184
10 Steve Lawrence (1983-86)	182

► Bruton registered a career-high 16 tackles against Pittsburgh. His previous career-high was 15 set on two previous occasions.

► Bruton added his third interception of the season and sixth of his career.

► Bruton has eclipsed 10 tackles in three different games this season.

► Bruton has forced five turnovers this season (three INTs and two forced fumbles).

► Bruton has recorded the second-most career tackles (190) on the team (behind Maurice Crum Jr., 290 tackles).

► Bruton has appeared in 43 career games and started 19 contests while making 514 special teams appearances.

► Bruton continued to lead the Irish secondary and was a key reason Notre Dame limited the Washington passing attack to just 98 yards (69 of those passing yards actually came late in the fourth quarter with the game no longer in question when Bruton was on the sidelines).

► He had four assisted tackles against the Huskies.

► Bruton had a team-high eight tackles, despite a quad injury that prevented him from participating in numerous special teams situations.

- ▶ Bruton has recorded eight or more tackles in five of Notre Dame's eight games this season.
- ▶ Bruton totaled nine tackles and picked off his second pass of the season in the victory over Stanford.
- ▶ The interception was the fifth of his career.
- ▶ Has forced a turnover (forced fumble or interception) in three of Notre Dame's six games.
- ▶ All four of his forced turnovers (two interceptions, two forced fumbles) have taken place inside the Irish 20-yard line.
- ▶ After recording five tackles in the season opener against San Diego State, Bruton exploded for a career-high tying 15 stops against Michigan.
- ▶ Bruton also forced a fumble against the Wolverines inside the Notre Dame five-yard line.
- ▶ Bruton added an interception midway through the fourth quarter, once again at the five-yard line.
- ▶ Bruton has forced three turnovers this year inside the Irish 6-yard line.
- ▶ Bruton had a spectacular game against Michigan State. He registered a game-high tying 10 tackles.
- ▶ Bruton made 10 tackles against Michigan State, eclipsing 10 or more tackles in a single game for the second time in 2008 and fourth time in his career.
- ▶ Bruton is still one of the top gunners on the punt coverage unit, as he was during his sophomore and junior seasons.
- ▶ Bruton is the top returning tackler on 2008 roster after ranking third on the team and pacing the secondary in 2007 with 85 tackles.
- ▶ Bruton recorded one sack, 5.5 tackles for loss, three interceptions, three passes broken up, one forced fumble and one fumble recovery a year ago.
- ▶ Bruton was primarily a special teams player in his first two seasons before starting at free safety throughout his junior year in 2007.
- ▶ Bruton is one of two returning starters in the Notre Dame secondary.
- ▶ Bruton was named to the Nagurski Watch List (defensive player of the year) for 2008.
- ▶ Bruton was rated the 12th-best safety in the nation by *Lindy's* and the No. 19 free safety by *Phil Steele* in the '08 preseason.
- ▶ Bruton was named to '08 Jim Thorpe and Nagurski Award Watch List.

BABY BLANTON

- ▶ Freshman DB **Robert Blanton** became the fifth Irish freshman to ever return an interception for a touchdown last week against Purdue.
- ▶ Blanton not only recorded his first career interception, but also returned it 47 yards for a touchdown. He became the fifth Notre Dame freshman to ever return an interception for a touchdown.

Irish Freshman With Interception Returns for TD (since 1972)

Robert Blanton	47 yards	Sept. 27, 2008
Brian Smith	25 yards	Oct. 13, 2007
Bobby Leopold	57 yards	Sept. 25, 1976
Randy Harrison	44 yards	Oct. 26, 1974
Drew Mahalic	56 yards	Oct. 14, 1972

- ▶ First Notre Dame player to return an interception for a touchdown since sophomore LB **Brian Smith** on Oct. 13, 2007 against Boston College.

IRISH MISCELLANEOUS NOTES

HOLTZ TO COACH LEGENDS IN NOTRE DAME JAPAN BOWL 2009

Former University of Notre Dame head coach and College Football Hall of Fame Class of 2008 member Lou Holtz will lead the Fighting Irish Legends onto the field when he coaches in what he promises will be "one last game."

Holtz will take charge of the Legends, an alumni team made up of former Fighting Irish football players, for the NOTRE DAME JAPAN BOWL 2009 to be played at the 55,000-seat Tokyo Dome in Japan's capital city on Saturday, July 25, 2009. The game against the Japanese national team will be the highlight of an eight-day visit to Tokyo to celebrate the 75th anniversary of the Japan American Football Association (JAFA).

The Fighting Irish Legends will meet for a two-day mini camp in South Bend on July 17 and 18 next year, before heading east from July 19 to 26 as unique sporting ambassadors in Japan.

Holtz has named former Georgia Tech, East Carolina and Wyoming veteran head coach Bill Lewis as his assistant head coach and defensive backs coach. Lewis spent nine years on the staff of the

Miami Dolphins was as an assistant head coach and defensive backs coach at the University of Notre Dame. Former Notre Dame running back Reggie Brooks, who played for Holtz as a member of the Irish team from 1989-92 and now handles Notre Dame football alumni relations for the Notre Dame Monogram Club, is charged with recruiting the Fighting Irish Legends playing staff. Invitations are being sent out to former players, focusing on those who played at Notre Dame during the past decade. Details of the Fighting Irish Legends roster and additions to the coaching staff will be announced in the coming months.

This marks the fifth international experience for the Notre Dame football program:

- ▶ The Notre Dame freshman football team played in Mexico City, Mexico, in 1971.
- ▶ The Irish defeated Miami 40-15 in the Mirage Bowl (the regular-season finale that year) at National Olympic Stadium in Tokyo, Japan, on Nov. 24, 1979. Vagas Ferguson carried 35 times for 177 yards and three touchdowns.
- ▶ 19th-ranked Notre Dame defeated Navy 54-27 at Croke Park in Dublin, Ireland, in a regular-season game played Nov. 2, 1996 - behind Autry Denson's 123 rushing yards and two TDs.
- ▶ An Irish alumni team won 14-10 against the Hamburg Blue Devils at Volksparkstadion in Hamburg, Germany, on July 8, 2000 - thanks to an end-zone interception by Ivory Covington on the final play of the game.

TEAM ECLIPSES 3.0 GPA FOR SIXTH STRAIGHT SEMESTER

Members of the 2007-08 Notre Dame football team combined to post a semester grade-point average above 3.0 during the '08 spring semester, marking the sixth straight semester (and the first six times in recorded history) that the Irish football team has topped the 3.0 GPA level as a group.

Fifty-four of the 104 players registered at least a 3.0 mark for the '08 spring semester and 53 members of the team currently have a cumulative GPA of at least a 3.0.

Fourteen members of the team earned a place on the Dean's List and the team's current cumulative GPA is over 3.0.

Statistics for the semester cumulative GPAs of the football team were not kept prior to 1992, but before Weis' arrival in 2005, the previous best semester cumulative GPA was 2.911. Beginning with the '05 fall semester, the Irish football team has recorded over a 3.0 combined GPA in each semester.

Weis' first team in 2005 surpassed the 3.0 mark for the first time ever with a 3.044 combined GPA in the fall semester of '05. At that time, that marked the highest figure ever attained by the football team. Then, the Notre Dame players followed that up with a combined and unprecedented 3.072 mark in the spring semester of '06.

The fall semester of '06 saw the Irish football team post a 3.041 cumulative GPA and 61 of the 104 players achieved at least a 3.0 during that semester. In the spring of '07, Irish players improved on that and recorded a 3.043 combined GPA.

YOUNG RECEIVED HARVEY G. FOSTER AWARD

Bryant Young, a 1994 Notre Dame graduate and former Irish and professional football player, received the Harvey G. Foster Award during a halftime ceremony at the Notre Dame-San Diego State game Sept. 6. The Foster Award is given annually to a Notre Dame graduate distinguished for athletic endeavors and community service.

An All-American defensive tackle for the Irish, Young played for 13 years with the San Francisco 49ers before retiring last year with 89 career sacks. His NFL accolades include Defensive Rookie of the Year, four Pro-Bowl and All-Pro honors, selection to the 1990s All-Decade Team and Comeback Player of the Year after suffering a potentially career-ending leg injury in 1999. Last year, Young's teammates voted him the winner of the Len Eshmont Award, the team's most prestigious honor for inspirational and courageous play, for a record eighth time. No other player in 49ers history has won the award more than twice.

Young and his wife, Kristin (also a 1994 Notre Dame graduate), established the Young Dreams Foundation, which benefits youth organizations in San Francisco and Chicago. The supports summer youth football camps and college tuition for San Francisco Bay-area students. In addition, the Youngs have established several scholarships at Notre Dame for San Francisco and Chicago students.

For his philanthropic efforts, Young was named USA Today's Most Caring Athlete in 2000 and was nominated as one of the 10 Most Influential African-Americans in the Bay area.

IRISH TOP LATEST NCAA GRADUATION RATINGS

The University of Notre Dame ranks number one in the country in terms of graduating its student-athletes, according to statistics released in mid-October.

Whether measured by the federal government in its Department of Education report or by the NCAA through its newer Graduation Success Rate (GSR) numbers, graduation rates for Notre Dame student-athletes also rank among the national leaders in all major categories among all major football-playing colleges and universities. Notre Dame led the nation in the GSR ratings for all student-athletes (at 98, tied with the United States Naval Academy), while also ranking first in both the GSR and federal standings for female student-athletes (100 GSR, 93 federal) - as well as first in the federal listing for black student-athletes (84). Both the federal graduation-rate figures and the GSR numbers for Notre Dame student-athletes found the Irish ranked fourth or better nationally in five major categories among the 119 football-playing institutions in the NCAA Football Bowl Subdivision (formerly Division I-A).

The federally mandated NCAA Graduation-Rates Report, the 18th such survey issued by the association, covers students who enrolled between 1998 and 2001 at all Division I institutions. The federal graduation rates are based on the raw percentage of student-athletes who entered an institution and graduated within six years. Students who leave or transfer, regardless of academic standing, are considered non-graduates. All those receiving athletics aid are included in the statistics. All military academies are exempt from the federal survey because they do not offer grants-in-aid to student-athletes. The GSR was created to more accurately reflect actual graduation rates by including transfer data in the calculation. College and university presidents asked the NCAA to develop a new methodology that takes into account the mobility among students in today's higher education environment. Research indicates that approximately 60 percent of all new bachelor's degree recipients are attending more than one undergraduate institution during their collegiate careers.

In calculations listing all student-athletes in all sports, Notre Dame tied for first among the Bowl Subdivision football schools in the GSR figures, which were initiated in 2005 by the NCAA. The University's 98 percent GSR for all its student-athletes matched that for the U.S. Naval Academy. Using the federal formula, Notre Dame graduated a four-year average of 89 percent of its student-athletes, just behind Stanford at 91 percent.

Notre Dame graduated 93 percent of all women competing in varsity athletics, to rank first among its peer institutions (tied with Northwestern) based on the federal calculations. Among men, Notre Dame's 87 percent federal rate was second, behind only Stanford's 90 percent rate.

Notre Dame graduated 84 percent of its black student-athletes, ranking first nationally based on the federal rate, and Irish football players graduated at a 85 percent rate, to rank fourth. In the GSR standings, in addition to its number-one ranking for all student-athletes, Notre Dame finished tied for first among female student athletes at 100 (Vanderbilt and the U.S. Naval Academy also finished at 100), second among male student-athletes at 97 percent (behind the Naval Academy at 98), second among football players at 94 percent (behind the Naval Academy at 95), and second among black student-athletes at 96 percent (behind the Naval Academy at 98).

The NCAA also calculated graduation rates over a 10-year period (student-athletes who entered from 1992-93 through 2001-2002). During those 10 years, Notre Dame had 627 student-athletes who exhausted their eligibility - and 100 percent of them graduated within the allotted six-year period. By comparison, Northwestern had a 100 percent rate, Duke recorded 99 percent, and Boston College and Stanford both had 98 percent rates.

► Since the NCAA first published GSR numbers in 2005, here are the trends for Notre Dame in all 10 categories over the four years of graduation rates (includes ranking and raw graduation percentage; SA stands for student-athletes):

Category		2005	2006	2007	2008
All SAs	Fed.	1st at 90	2nd at 89	3rd at 89	2nd at 89
	GSR	2nd at 98	2nd at 98	1st at 98	1st at 98
Male SAs	Fed.	1st at 87	1st at 87	3rd at 85	2nd at 87

Female SAs	GSR	2nd at 98	2nd at 97	2nd at 97	2nd at 97
	Fed.	1st at 96	2nd at 94	1st at 94	1st at 93
Black SAs	GSR	5th at 99	2nd at 99	1st at 100	1st at 100
	Fed.	6th at 78	6th at 84	8th at 75	1st at 84
Football SAs	GSR	6th at 93	3rd at 95	4th at 91	2nd at 96
	Fed.	4th at 85	6th at 84	6th at 79	4th at 85
	GSR	2nd at 96	3rd at 95	3rd at 93	2nd at 94

All Student-Athletes

Federal Rate

1. Stanford, 91
2. **Notre Dame, 89**
3. Duke, 88
- (tie) Northwestern, 88
5. Boston College, 85
6. Penn State, 82
7. Vanderbilt, 79
- (tie) Rice, 79
- (tie) Michigan, 79
10. Wake Forest, 78

GSR

1. **Notre Dame, 98**
- (tie) U.S. Naval Academy, 98
3. Northwestern, 97
- (tie) Duke, 97
5. Boston College, 96
6. Stanford, 95
7. Vanderbilt, 94
8. U.S. Military Academy, 92
- (tie) Wake Forest, 92
- (tie) U.S. Air Force Academy, 92

Male Student-Athletes

Federal Rate

1. Stanford, 90
2. **Notre Dame, 87**
3. Duke, 85
- ?4. Northwestern, 83
5. Boston College, 80
6. Vanderbilt, 77
7. Penn State, 75
8. SMU, 74
9. Wake Forest, 72
10. Rice, 71

GSR

1. U.S. Naval Academy, 98
2. **Notre Dame, 97**
3. Northwestern, 95
- (tie) Boston College, 95
- (tie) Duke, 95
6. Stanford, 94
7. U.S. Air Force Academy, 92
- ?8. U.S. Military Academy, 91
- (tie) Vanderbilt, 91
10. Wake Forest, 89

Female Student-Athletes

Federal Rate

1. **Notre Dame, 93**
- (tie) Northwestern, 93
3. Duke, 92
4. Rice, 91
- (tie) Penn State, 91
- (tie) Stanford, 91
7. Michigan, 90
8. Boston College, 89
9. Miami (Ohio), 88
10. Wake Forest, 87

GSR

1. **Notre Dame, 100**
- (tie) Vanderbilt, 100
- (tie) U.S. Naval Academy, 100
4. Northwestern, 99
- (tie) Duke, 99
- (tie) Rice, 99
7. Wake Forest, 98
- (tie) Illinois, 98
- (tie) Boston College, 98
10. Penn State, 97
- (tie) Bowling Green, 97

Black Student-Athletes

Federal Rate

1. **Notre Dame, 84**
2. Wake Forest, 82
- (tie) Stanford, 82
4. Northwestern, 81
5. Vanderbilt, 77
- (tie) Duke, 77
7. Penn State, 76
8. Boston College, 72
- (tie) Rice, 72
10. Marshall, 69
- (tie) Southern Mississippi, 69

GSR

1. U.S. Naval Academy, 98
2. **Notre Dame, 96**
3. Northwestern, 94
4. Wake Forest, 89
- (tie) Duke, 89
6. U.S. Air Force Academy, 86
- (tie) Vanderbilt, 86
8. Stanford, 85
9. Boston College, 84
10. U.S. Military Academy, 82

Football Student-Athletes

Federal Rate

1. Stanford, 89
2. Boston College, 88
3. Duke, 86
4. **Notre Dame, 85**
5. Vanderbilt, 81
6. Northwestern, 78
7. Nebraska, 75
- (tie) Penn State, 75
9. Cincinnati, 73
10. Rice, 71

GSR

1. U.S. Naval Academy, 95
2. **Notre Dame, 94**
3. Stanford, 93
4. Northwestern, 92
- (tie) Boston College, 92
- (tie) Duke, 92
7. Vanderbilt, 91
8. U.S. Air Force Academy, 90
9. U.S. Military Academy, 87
10. Wake Forest, 83
- (tie) Miami (Ohio), 83

ROCKNE AND YONTO

They represent two of the most storied names in Fighting Irish annals when it comes to coaching football at Notre Dame.

That Irish football family lost two individuals with major connections to the University's coaching tree late this past summer with the deaths of Jack Rockne and Joe Yonto.

Rockne was the last remaining child of legendary Irish coach Knute Rockne. A long-time South Bend resident, Jack had been closely involved with Notre Dame athletics in recent years through the athletic department's Rockne Heritage Fund. Though never associated with football the way his famous father was, he had been a frequent fan at Irish home games of late. In 2006 he received an honorary monogram from the Notre Dame Monogram Club in recognition of his contributions and dedication to the University.

Yonto made his name as the long-time Notre Dame defensive line coach, beginning in 1964 when Ara Parseghian came to town and continuing on Dan Devine's staff and several years under Lou Holtz. When he wasn't coaching on the field, he worked under athletics directors Gene Corrigan and Dick Rosenthal as a special assistant to the athletics director while helping administer the football program. Yonto coached a glossy list of All-Americans and first-round NFL draft picks, including the likes of Alan Page, Mike McCoy, Walt Patulski and Ross Browner. Rockne and Yonto.

They were loyal sons of Notre Dame. They will be missed.
-- John Heisler

NEW SCHOLARSHIPS

Former Notre Dame walk-on and current senior OC **Thomas Bemenderfer** was elevated to scholarship status prior to the start of the 2008 season, as was junior P **Eric Maust** and senior CB **Mike Anello**.

Anello (Orland Park, Ill.) earned the scholarship following a sensational 2007 season. Anello was a starting punter on the punt coverage team and tallied six tackles. He is currently involved in many of the special teams units for the 2008 season. Anello owns a 3.93 cumulative grade-point average (GPA), qualifying him for the dean's list, and is a finance major in Notre Dame's Mendoza College of Business.

Bemenderfer (Mishawaka, Ind.) earned a scholarship for the second straight season. He began his college career as a scholarship athlete at Northwestern University before transferring to Notre Dame for the 2006-07 school year. He is currently listed as the backup center. A member of the dean's list, Bemenderfer is enrolled in pre-professional studies in the College of Science and has a 3.762 GPA.

Maust (Alpharetta, Ga.) filled in at punter during the 2007 season and averaged a team-high 42.1 yards on 21 punts, landing nine inside the 20 with only one touchback. A junior from Atlanta, Ga., Maust enters the 2008 season as the starting punter for the Irish. He is also one of the top pitchers for Notre Dame's baseball team and recorded a 6-3 record last season. Maust is enrolled in the Mendoza College of Business, majoring in finance, and owns a 3.153 GPA.

NOTRE DAME FOOTBALL FRIDAY LIVE

Every Friday night before a home game Notre Dame Football Friday Live is broadcast from Waterford Estates Lodge on SR 933 North of the Notre Dame campus from 8-9 pm on Cat Country 99.9 FM. Jack Nolan will host the show with former consensus Irish All-American Mirko Jurkovic. The show features live interviews with big names from Notre Dame football lore. The show can also be heard live on www.und.com.

CRUM JR. ONE OF 10 FINALISTS FOR LOWE'S SENIOR CLASS AWARD

Fifth-year senior linebacker Maurice Crum Jr. has been chosen one of 10 finalists for the 2008 Lowe's Senior CLASS Award, announced Thursday. Crum is the fourth Irish student-athlete nominated this fall joining men's soccer player Matt Besler and women's soccer players Brittany Bock and Kerri Hanks.

The inaugural class of finalists for the NCAA football division of the Lowe's Senior CLASS Award was announced today, launching a nationwide balloting process to determine the 2008 recipient for the honor that combines on-field and off-field achievements for NCAA Division I football seniors in the Bowl Subdivision.

An acronym for Celebrating Loyalty and Achievement for Staying in School, the Lowe's Senior CLASS Award focuses on the total student-athlete and encourages those leaders to use their platform in athletics to

make a positive impact on their circle of influence.

Crum graduated last May from Notre Dame with a degree in sociology and is currently enrolled in the graduate studies program. Besides taking part in several community service activities around campus during his tenure at Notre Dame, Crum spent a week in Ghana in June where he helped put together a library and computer lab at an orphanage. From June 10-18, Crum joined eight other students and adults in Accra, Ghana and helped establish a new computer lab with 14 computers, two printers and seating for 24 students. They also brought approximately 2,000 books for the new library and participated in a dedication ceremony involving government and local leaders.

On the football field, Crum is in his second year as captain of the Fighting Irish football team and became just the 17th two-time captain in the football team's history. His 34 tackles is tied for third on the team and he has started all 43 games in his career to this point. Crum has totaled 275 career tackles and needs 25 more stops to become the ninth player in Irish history to record 300 career tackles.

Joining Crum as 2008 finalists for the NCAA football division are: tight end Travis Beckum (University of Wisconsin - Madison), offensive lineman Jeff Byers (University of Southern California), quarterback Chase Clement (Rice University), quarterback Chase Daniel (University of Missouri - Columbia), linebacker James Laurinaitis (The Ohio State University), center Alex Mack (University of California - Berkeley), defensive tackle Darryl Richard (Georgia Tech University), punter/kicker Louie Sakoda (University of Utah), and kicker Austin Starr (Indiana University).

These 10 senior student-athletes will be placed on the official ballot for a nationwide vote beginning today and concluding December 10th. Votes from coaches and media will be coupled with fan balloting to determine the recipient of the award. Fans can vote online during this time period at www.seniorclassaward.com. For the first time in the award's history, text voting will also be available starting Saturday, October 25th. To vote for Crum via text, fans will send the text code FB4 to 839863.

FATHER RIEHLE PASSES

Rev. James Riehle, C.S.C., longtime executive director of the Notre Dame Monogram Club and chaplain to University of Notre Dame athletics teams for nearly three decades, died this morning at Holy Cross House on the Notre Dame campus following a brief illness. He was 83.

Riehle served as Monogram Club executive director from 1978 through 2002, and then continued to work with the club in an emeritus role. He began as the chaplain for the athletic department in 1966, officially earning the title in 1973. His first football game as Notre Dame team chaplain was the famous 10-10 tie with Michigan State in '66.

"Father was a true Notre Dame man who dedicated his life to his faith and to the University," said current Monogram Club executive director Jim Fraleigh.

"He touched the lives of thousands of Notre Dame students and student-athletes - and he was the driving force behind the initiatives of the Monogram Club."

A 1949 graduate of Notre Dame, Riehle earned his bachelor's degree in business administration and then studied theology at Holy Cross College in Washington, D.C., from 1960-64. He earned his master's in business administration from Notre Dame in 1978.

Riehle was ordained as a deacon at the Shrine of the Immaculate Conception in Washington, D.C., in 1963. On June 10, 1964, he was ordained as a priest in Notre Dame's Sacred Heart Church. His first assignment was as chaplain for Dillon Hall before he went to Sacred Heart Parish in New Orleans, La. In 1966, Riehle returned to Notre Dame as the assistant dean of students and rector of Sorin Hall. He assumed the dean of students post in 1967 and served in that capacity until 1973. For 12 years, until 1985, Riehle served as rector of Pangborn Hall.

Born Nov. 25, 1924, and originally from Saginaw, Mich., Riehle held several posts at the University, including chairman of the board of directors for the University Club (1971-77) and director of energy conservation (1973-93).

In recognition of his contributions to the athletic department and the University of Notre Dame, he was honored with the 2001 Moose Krause Man of the Year Award by the Monogram Club -- and the intramural fields located on the north end of the campus (just east of Stepan Center) were named in his honor.

The Monogram Club fund that assists former Irish athletes with funding for their children to attend Notre Dame is named the Brennan-

Boland-Riehle Scholarship Fund in his honor.

Formerly an enthusiastic hockey player and long an avid cigar-smoker and golfer, Riehle played the role of Notre Dame football team chaplain in the movie "Rudy." He also starred in an adidas commercial in which he facetiously asked former Irish quarterback Joe Montana, "What have you been doing since you left the University?"

THEISMANN TO BE GUEST SPEAKER AT 2008 FOOTBALL BANQUET

Former University of Notre Dame football All-American and College Football Hall of Fame quarterback Joe Theismann will serve as the guest speaker for the 88th University of Notre Dame Football Banquet.

The banquet, sponsored by the Notre Dame Club of St. Joseph Valley, will be held Friday, Dec. 5, 2008, in the north dome of the Joyce Center on the Notre Dame campus. A reception and silent auction in the Monogram Room both begin at 5:45 p.m. EST and the dinner begins at 7:00 p.m. EST.

The program will include a video tribute to the 2008 Irish squad - as well as a series of awards honoring members of the Notre Dame team. Tickets are now on sale at \$42 each (a table for eight is \$336) and can be ordered at the Joyce Center second-floor ticket window, by phone (VISA, MasterCard or American Express) by calling 574-631-7356 (fax to 574-631-0854), or by writing to Ticket Office, 113 Joyce Center, Notre Dame, IN 46556.

Order forms also can be printed from Notre Dame's athletic web site by clicking here. Checks should be made payable to University of Notre Dame Football Banquet. Requests must be received by Friday, Nov. 28, 2008. All tickets will be distributed through Joyce Center will call on the concourse on the night of the event (enter Gate 1).

Proceeds benefit the Notre Dame Club of St. Joseph Valley Scholarship Fund.

A 2003 inductee into the College Football Hall of Fame, Theismann played for the Irish from 1968-70 as a 6-0, 170-pound quarterback from South River, N.J. A first-team All-America selection as a senior in '70 by both the Associated Press and Football News, he ended up runner-up that year in the Heisman Trophy balloting to winner Jim Plunkett of Stanford.

As a senior in '70, Theismann led the Irish to a 10-1 record and a Cotton Bowl victory over top-rated Texas with its 30-game win streak. Also an Academic All-American in '70, Theismann in 1990 was inducted into the Verizon Academic All-America Hall of Fame.

He still holds Irish all-time records for pass completions in a game (33 vs. USC in '70), passing yards in a game (526 vs. USC in '70) - and he ranked sixth all-time in career passing yards (4,411) and fifth in career TD passes (31). In his Notre Dame career, he completed 290 of 509 passes (.569) for 4,411 yards and 31 TDs. He also rushed 316 times for 1,043 yards and 16 TDs.

A fourth-round draft pick of the Miami Dolphins in the 1971 NFL Draft, Theismann went on to a Pro Bowl career with the Washington Redskins, playing in two Super Bowls and winning one in 1983. He was selected the NFL MVP in 1983 and the NFL Man of the Year in 1982. He retired from the NFL after the '85 season (he played 1974-85), having thrown for 25,206 career yards and 160 TDs and rushed for another 1,815 yards and 17 TDs.

He spent many years as an ESPN NFL analyst and also owns a restaurant in Alexandria, Va.

Theismann added another award to his trophy case recently when he was named the 2008 Davey O'Brien Legends Award recipient. The award, which was started in 2001, is given to a quarterback who has made major contributions to the game on and off the field each year.

Theismann, who also was selected as a baseball shortstop by the Minnesota Twins in the 1971 MLB draft, went north to play in the Canadian Football League and threw for more than 6,000 yards and 40 TDs in three seasons.

NOTRE DAME AND ISP JOIN TO PRODUCE FOOTBALL RADIO NETWORK

The University of Notre Dame and ISP Sports, have approved a new, 10-year business partnership in which ISP will become the new exclusive national rights-holder for Notre Dame football radio broadcasts.

The Notre Dame-ISP relationship will begin with the 2008 season and extend through the 2017 season -- with ISP managing, producing and syndicating Notre Dame's national football radio network.

ISP, the largest collegiate-only sports marketing firm in the country, represents athletics marketing and multi-media rights for more than 40 Division I-A universities, five major conferences (including two Bowl Championship Series conferences, the BIG EAST Conference and the Atlantic Coast Conference) and two postseason football bowl games.

ISP takes over for Westwood One, which had held Irish football radio rights since 1968, originally as the Mutual Broadcasting Company.

ISP has named Ron Murphy the general manager for the Notre Dame ISP Sports Network. Murphy brings over 30 years of advertising sales and management experience, having worked for several notable companies such as CBS, Yankee Entertainment and Sports (Y.E.S.) and FOX Sports Net.

Murphy joins ISP's team of more than 250 professional sales people dedicated to the collegiate market, with relationships with more than 800 radio stations (and more than 100 television stations) around the country.

Headquartered in Winston-Salem, N.C., ISP has nearly 50 sales offices around the country. Sutton founded the company in 1992. Among ISP clients are seven ACC athletic programs (Boston College, Clemson, Florida State, Georgia Tech, Miami, Virginia Tech, Wake Forest), five from the BIG EAST (Cincinnati, Pittsburgh, South Florida, Syracuse, Villanova), five from the Southeastern Conference (Alabama, Auburn, Georgia, South Carolina, Vanderbilt) and three from the Pacific-10 Conference (California, UCLA, Washington). In 2007, the BIG EAST Conference and ISP announced a six-year agreement involving virtually all conference marketing and sales.

Notre Dame remains the only college football program to have its games broadcast on a truly national radio network of linear stations. Joe Boland, former sports director at WSBT in South Bend, originated the Irish Football Network in 1948. In 1956, the Mutual Broadcasting System first carried Notre Dame games on approximately 560 stations. From 1958-67, the ABC Radio Network carried Irish games on a similar-sized network. Mutual began carrying Notre Dame games again in 1968 (that year with 253 affiliates). Mutual eventually became Westwood One (now a publicly held company managed and partly owned by CBS Radio).

NOTRE DAME, NBC EXTEND FOOTBALL CONTRACT THROUGH 2015

The University of Notre Dame and NBC Sports have reached agreement on a new five-year contract giving NBC the rights to televise Irish home football games from 2011 to 2015, extending the partnership between the University and network to 25 years.

A joint announcement of the extension was made on June 19 by NBC Sports & Olympics chairman Dick Ebersol, NBC Sports president Ken Schanzer and Notre Dame's president, Rev. John I. Jenkins, C.S.C.

Each season from 2011 to 2015, NBC will televise seven games at Notre Dame Stadium and an additional eighth off-site game airing in prime time.

Revenues from the NBC contract have played a key role in Notre Dame's financial aid endowment since the start of the relationship in 1991. University officers decided then to use a portion of the football television contract revenue for undergraduate scholarship endowment (not athletic scholarships). To date, some 2,400 Notre Dame undergraduate students have received nearly \$26 million in aid.

The University also has committed NBC revenues to endow doctoral fellowships in its Graduate School and MBA scholarships in its Mendoza College of Business.

The revenue generated through the NBC contract is a primary reason why Forbes magazine has recognized the substantial financial contributions made by Irish athletics to the University's academic enterprise. In a 2007 survey, Forbes reported that the Notre Dame football program returns \$21.1 million to academic initiatives, a total that is more than the survey's next five programs combined.

NBC has been televising Irish home games since 1991, and this marks the fifth of a series of five-year agreements with Notre Dame. The original agreement covered the seasons from 1991 through 1995. The first five-year extension (announced in 1994) covered 1996 to 2000, the second extension (announced in May '97) covered 2001 to 2005, and the third extension (announced in December '03) covered 2006 to 2010.

**Notre Dame vs. Boston College
Series History**

Notre Dame leads 9-8

In Notre Dame:	Series is tied 5-5
In Chestnut Hill:	Boston College leads 3-2
In Foxboro:	Notre Dame leads 1-0
In Bowl Games:	Notre Dame leads 1-0 (1983, Liberty Bowl)
Longest Notre Dame Win Streak:	4, twice (1975-92; 1995-98)
Longest Boston College Win Streak:	5 (2001-07)
Largest Margin of Victory:	47 (54-7), 1992 in South Bend
Largest Margin of Defeat:	19 (11-30), 1994 in Chestnut Hill

Site	Year	Rank	W/L	ND	BC
FX	1975	9-	W	17	3
LB	1983	-13	W	19	18
*	1987	9-	W	32	25
*	1992	8-9	W	54	7
*	1993	1-16	L	39	41
	1994	8-	L	11	30
*	1995	12-	W	20	10
	1996	17-	W	48	21
*	1997		W	52	20
	1998	13-	W	31	26
*	1999	-25	L	29	31
*	2000	11-	W	28	16
	2001		L	17	21
*	2002	4-	L	7	14
	2003		L	25	27
*	2004	24-	L	23	24
*	2007	-4	L	14	27

**Notre Dame vs. Boston College Statistics
(2008 Statistics)**

Notre Dame	Category	Boston College
27.4	Points Per Game	28.0
167	First Downs	154
59	By Rushing	73
89	By Passing	69
19	By Penalty	12
974	Rushing Yards	1,199
275	Rushing Attempts	283
3.5	Yards Per Rush	4.2
8	TDs Rushing	16
121.8	Rushing Yards Per Game	149.9
2,109	Passing Yards	1,478
291-173-9	Attempts-Completions-INT	268-149-12
263.6	Passing Yards Per Game	184.8
15	TDs Passing	9
20.7	Kick Return Average	18.4
6.8	Punt Return Average	14.5
46-387	Penalties-Yards	29-234
14-6	Fumbles-Lost	15-8
31:37	Time of Possession	30:18

**Notre Dame vs.
The Atlantic Coast Conference**

School	Won	Lost	Tied	Pct.
Boston College	9	8	0	.529
Clemson	1	1	0	.500
Duke	3	1	0	.750
Florida State	2	4	0	.333
Georgia Tech	27	6	1	.809
Maryland	1	0	0	1.000
Miami (Fla.)	15	7	1	.674
North Carolina	16	2	0	.889
North Carolina State	0	1	0	.000
Virginia	1	0	0	1.000
Virginia Tech	0	0	0	.000
Wake Forest	0	0	0	.000
TOTALS	75	30	2	.710

BOSTON COLLEGE HEAD COACH JEFF JAGODZINSKI: To call Jeff Jagodzinski's first season as the head football coach at Boston College a success would be an understatement.

After all, the 2007 Eagles finished 11-3, becoming the first BC team to win 11 games since 1940. With a win over Michigan State in the Champs Sports Bowl (BC's eighth consecutive bowl game win, the longest active streak in college football), Jagodzinski surpassed Maryland head coach Ralph Friedgen and former Clemson head coach Ken Hatfield for the most wins by a first-year head coach in Atlantic Coast Conference history. Jagodzinski and West Virginia's Rich Rodriguez were named by the American Football Coaches Association as the Region 1 Coaches of the Year.

Jagodzinski's debut was a season to remember for BC fans, as the Eagles began the year 8-0, the third-best start in school history. After their come-from-behind 14-10 win over No. 8 Virginia Tech that will go down as one of the most memorable games in BC football history, the Eagles climbed to No. 2 in both major polls, their highest ranking since being ranked No. 1 in 1942. The squad became the first BC football team to win 10 or more games in consecutive seasons, and the senior class became the most successful in school history. The team won the ACC Atlantic Division and advanced to the ACC Championship Game for the first time when they pulled off a stunning come-from-behind win at Clemson. They defeated Miami for the first time since the famous "miracle in Miami" game in 1984 and finished 10th in the final AP college football poll and 11th in the USA Today poll, their highest final ranking since the 1984 season.

Quarterback Matt Ryan flourished in the new system installed by Jagodzinski, becoming a Heisman Trophy candidate and eventually winning the Johnny Unitas Golden Arm Award and the Manning Award after being named ACC Player of the Year. Safety Jamie Silva became a consensus All-America first-team selection, and the Eagles finished second in the country in rushing defense.

Jagodzinski continued to make academics a priority for the program, and the Eagles achieved the highest graduation rate (93%) of any team in the top 25. The team won the ACC Sportsmanship Award for football and continued its leadership role in campus and community service functions.

Named to his position Dec. 19, 2006, the 44-year-old Jagodzinski spent the previous season as the offensive coordinator for the Green Bay Packers. Before Green Bay, he spent three seasons with the Atlanta Falcons after five years with the Packers (1999-2003) as tight ends coach.

Although Jagodzinski came to BC from the professional ranks, he spent 14 years as a college coach, including two successful seasons (1997-98) as offensive coordinator at Boston College. At BC, his offenses averaged more than 400 yards per game in each of his two seasons. In addition, during both years the Eagles allowed the fewest sacks in the Big East, going from last to first in 1997.

**Active Notre Dame Players
Against Boston College**

JAMES ALDRIDGE

Rushing	Att	Yds	TD	Lg	Avg.
2007	5	17	0	7	3.4
Receiving	Att	Yds	TD	Lg	Avg.
2007	1	5	0	5	5.0
Kick Returns	Att	Yds	TD	Lg	Avg.
2007	3	56	0	19	18.7

ARMANDO ALLEN

Rushing	Att	Yds	TD	Lg	Avg.
2007	3	9	0	7	3.0
Receiving	Att	Yds	TD	Lg	Avg.
2007	3	16	0	9	5.3
Kick Returns	Att	Yds	TD	Lg	Avg.
2007	3	56	0	19	18.7

ROBERT HUGHES

Rushing	Att	Yds	TD	Lg	Avg.
2007	5	6	0	3	1.2

ROBBY PARRIS

Receiving	Att	Yds	TD	Lg	Avg.
2007	4	94	1	28	23.5

GEORGE WEST

Receiving	Att	Yds	TD	Lg	Avg.
2007	1	3	0	3	3.0

DUVAL KAMARA

Receiving	Att	Yds	TD	Lg	Avg.
2007	2	19	0	13	9.5

JIMMY CLAUSEN

Rushing	Att	Yds	TD	Lg	Avg.
2007	1	4	0	4	4.0
Passing	A-C-I	Yds	TD	Lg	Sack
2007	20-7-2	60	0	26	0

ASAPH SCHWAPP

Rushing	Att	Yds	TD	Lg	Avg.
2007	1	4	0	4	4.0
Receiving	Att	Yds	TD	Lg	Avg.
2007	2	22	0	15	11.0

EVAN SHARPLEY

Rushing	Att	Yds	TD	Lg	Avg.
2007	4	11	0	8	2.8
Passing	A-C-I	Yds	TD	Lg	Sack
2007	29-11-0	135	1	28	2

GOLDEN TATE

Kick Returns	Att	Yds	TD	Lg	Avg.
2007	1	18	0	18	18.0

DAVID BRUTON

UA	A	Total	TFL-Yds	Scks	PD	FF	FR	INT
2007	6	0	6	0.0-0	0.0-0	0	0	0-0 0-0

PAT KUNTZ

UA	A	Total	TFL-Yds	Scks	PD	FF	FR	INT
2007	2	3	5	0.0-0	0.0-0	1	0	0-0 0-0

TERRAIL LAMBERT

UA	A	Total	TFL-Yds	Scks	PD	FF	FR	INT
2007	2	2	4	0.0-0	0.0-0	0	0	0-0 0-0

JOHN RYAN

UA	A	Total	TFL-Yds	Scks	PD	FF	FR	INT
2007	1	3	4	0.0-0	0.0-0	0	0	0-0 0-0

IAN WILLIAMS

UA	A	Total	TFL-Yds	Scks	PD	FF	FR	INT
2007	3	0	3	0.0-0	0.0-0	0	0	0-0 0-0

TORYAN SMITH

UA	A	Total	TFL-Yds	Scks	PD	FF	FR	INT
2007	0	3	3	0.0-0	0.0-0	0	0	0-0 0-0

KERRY NEAL

UA	A	Total	TFL-Yds	Scks	PD	FF	FR	INT
2007	1	1	2	0.0-0	0.0-0	0	0	0-0 0-0

BRIAN SMITH

UA	A	Total	TFL-Yds	Scks	PD	FF	FR	INT
2007	1	1	2	0.0-0	0.0-0	0	0	0-0 1-25*

*25-yd INT TD

SCOTT SMITH

UA	A	Total	TFL-Yds	Scks	PD	FF	FR	INT
2007	1	0	1	0.0-0	0.0-0	0	0	0-0 0-0

KYLE MCCARTHY

UA	A	Total	TFL-Yds	Scks	PD	FF	FR	INT
2007	1	0	1	0.0-0	0.0-0	0	0	0-0 0-0

SERGIO BROWN

UA	A	Total	TFL-Yds	Scks	PD	FF	FR	INT
2007	0	1	1	0.0-0	0.0-0	0	0	0-0 0-0

MORRICE RICHARDSON

UA	A	Total	TFL-Yds	Scks	PD	FF	FR	INT
2007	0	1	1	0.5-1	0.0-0	0	0	0-0 0-0

A QUICK LOOK AT BOSTON COLLEGE

► Boston College (5-3) enters the matchup with Notre Dame riding a two-game losing streak. The Eagles opened the season with a 21-0 victory over Kent State in Cleveland. Boston College then headed home and lost to Georgia Tech, 19-16, before winning four straight games. The Eagles upended UCF (34-7), Rhode Island (42-0), at NC State (38-31) and #17 Virginia Tech (28-23). Boston College climbed into the top-25 after the victory over the Hokies, but have since lost at North Carolina (45-24) and at home to Clemson (27-21).

► Last week, Boston College rallied from a 17-0 halftime deficit to grab a 21-17 lead, but Clemson answered with 10 points in the final seven minutes, including a 43-yd field goal with 2:46 left. The Eagles managed just 236 yards of total offense and 11 first downs. Chris Crane completed 18-of-39 passes for 116 yards, but he was helped by a special teams touchdown and two set up by interceptions that left the offense with a short field. Josh Haden rushed for 71 yards on 15 carries and one touchdown. Boston College linebacker Mike McLaughlin picked off Cullen Harper

and returned the ball 36 yards to the Clemson seven-yard line; four plays later, Haden ran it in from the one to make it 17-7. Justin Jarvis blocked a punt and Roderick Rollins picked it up and ran it in 25 yards for a touchdown with 10:36 left to play to pull the Eagles within three. On the next play from scrimmage, Wes Davis picked Harper off and returned it 24 yards to the Tigers' 21-yard-line. Boston College was stuck at fourth-and-4 at the 15 when Crane shook himself loose from a pass rusher and lobbed it into the side of the end zone for Brandon Robinson.

► Boston College enters Saturday's game with the 59th-ranked rushing offense, 91st-ranked passing offense, 82nd-ranked total offense and 46th-ranked scoring offense. The Eagles are averaging 149.88 yards per game on the ground, 184.75 yards in the air, 334.63 total yards and 28.00 points per game. Montell Harris leads the Boston College ground game with 411 yards (58.7 ypg). He has rushed for four touchdowns. Chris Crane has completed 56.1 percent of his passes (143-of-255) for 1,427 yards, eight touchdowns and 12 interceptions. Brandon Robinson has been the favorite target for Eagles' quarterbacks with 27 catches, 444

yards and two touchdowns. Rich Gunnell has 26 receptions for 236 yards and one touchdown. He also leads the team with a 13.3 average on punt returns. Gunnell had seven receptions in last year's meeting with the Irish.

► The Eagles' defense ranks 10th in total defense (274.75/game), 14th in pass defense (168.50/game), 27th in scoring defense (19.00/game) and 19th in rush defense (106.25/game). Boston College has totaled 21 sacks, which ranks 28th in the NCAA FBS. Mark Herzlich leads the team with 68 tackles. B.J. Raji has a team-high 4.0 sacks.

► Boston College's kicking game has been handled by Steve Aponavicius. He is 7-of-12 on field goal attempts this season, but 3-of-7 from outside 30 yards. Aponavicius is 4-of-5 inside 30 yards. R Quigley is averaging 39.8 yards per punt and has dropped five inside the 20-yard line.

NOTRE DAME - BOSTON COLLEGE SERIES NOTES

► Notre Dame and Boston College are meeting for the 18th time on the gridiron with the Irish holding a slim 9-8 edge in the series. This will be the sixth time the two teams have played in Chestnut Hill, with Boston College holding a 3-2 edge at Memorial Stadium.

► Boston College has won the last five games in the series, the longest winning streak by any team in the rivalry. Notre Dame has twice won four in a row against the Eagles, most recently doing so from 1995-98.

► The Eagles are just the fourth school to post at least five consecutive victories against the Irish. Boston College has frustrated Notre Dame with a 21-17 victory in 2001, 14-7 win in 2002, 27-25 win in 2003, 24-23 victory in 2004 and 27-14 a year ago.

► The series features a matchup of the only two Catholic universities in the country playing Bowl Subdivision college football.

► With its five-game winning streak in the series, Boston College has taken a 6-4 advantage over the last 10 meetings. The Irish have won by an average margin of 19.0 points per game, while the Eagles' margin of victory is just 4.8 points per game.

► The last eight games in the series have been decided by an average of just 5.8 points per game (46 total points), with BC winning six of those matchups -- although Notre Dame had a chance to tie or win in the final four minutes each time (excluding last season's meeting).

► Only two of Boston College's eight wins in the series has come by double digits (a 30-11 victory in 1994 in Chestnut Hill and 27-14 victory in 2007 in Notre Dame). The other six Eagles' wins have come by a grand total of 18 points (3.0 points per game), including three two-point victories (most recently a 27-25 win in 2003) and a one-point victory in 2004 (24-23).

► Saturday's game will mark the just the fourth time in the 18-game series that both teams have been unranked at kickoff. Notre Dame is 2-4 against Boston College when it is unranked heading into its matchup with the Eagles. Conversely, the Eagles are 5-7 when it is unranked entering the Notre Dame game.

► Boston College has knocked off three Notre Dame teams ranked in the top 10. Of those three victories, two occurred when the Eagles were unranked. Notre Dame has beaten Boston College once when it was ranked in the top 10 (Irish routed #9 BC, 54-7, 1992).

► Legendary Notre Dame head coach Frank Leahy spent two seasons at Boston College (1939-40), leading the Eagles to a bowl game both years.

NOTRE DAME - BOSTON COLLEGE SERIES HISTORY

► Notre Dame leads its series with Boston College 9-8, but has dropped three of the five meetings in Chestnut Hill.

► The series was continuous from 1992-04 (13 consecutive meetings).

► The first game of the series was held in 1975 at Schaefer Stadium in Foxboro, Mass. (a 17-3 Irish win in Dan Devine's first game as head coach), while the other neutral-field game in the series was at Memphis, Tenn., in the 1983 Liberty Bowl (a 19-18 win for the Irish over the 13th-ranked Eagles).

► Boston College's current five-game winning streak is its longest ever against the Irish and longest by either team in the series. Notre Dame

has defeated the Eagles four consecutive times on two occasions.

► The Eagles' most notable win over the Irish came in 1993, when BC defeated top-ranked and unbeaten Notre Dame, 41-39 on a last-second field goal by David Gordon at Notre Dame Stadium.

► The winner of this game earns the Frank Leahy Memorial Bowl, given by the Notre Dame Club of Boston, and the Ireland Trophy, presented by Notre Dame student government. The Ireland Trophy is intended to inspire a spirit of sportsmanship and friendly competition between the schools.

NOTRE DAME VS. ACC

► Notre Dame is 75-30-2 (.710) against current members of the Atlantic Coast Conference. The Irish have had more success against the ACC than any other major conference. The Irish have a .500 or better record against eight of ten conference schools (in which they have played).

► Notre Dame's 107 games against the ACC ranks as the third-most contests against a conference trailing only the Big Ten (345) and Pac-10 (127).

► The Irish are playing a pair of ACC schools this season and both meetings are away from Notre Dame Stadium. Notre Dame has never previously travelled to ACC foes twice in a single-season.

► In 2007, Notre Dame played three ACC schools in the same season for the first time since 2002 (Maryland, Florida State and North Carolina State) and just the second time in school history.

► Notre Dame has faced Boston College 17 times (9-8), fourth most of any other ACC school, but 16 of the previous 17 meetings took place with the Eagles in the BIG EAST. The nine victories are the fourth-most victories for Notre Dame over an ACC foe. Miami has collided with the Irish 23 times (15-7-1), while Notre Dame has faced North Carolina 18 times (16-2). It should be noted that all of Notre Dame's previous meetings with Miami occurred prior to their moves to the ACC.

► Notre Dame has played a handful of games versus Florida State (2-4), Duke (3-1) and Clemson (1-1). Additionally, the Irish have met three ACC foes just once. They beat Virginia in the '89 Kickoff Classic and Maryland in the '02 Kickoff Classic, but lost to NC State in the '03 Gator Bowl.

► The Irish took on Duke last year for the first time since 1966. Notre Dame upended the Blue Devils, 28-7, in the home finale in 2007.

► Notre Dame has posted a 26-14-2 (.643) record against current ACC opponents on the road, but most of those meetings came against Boston College and Miami while each were not affiliated with the league. The Irish own a 18-5-1 (.771) mark when facing a school as an ACC member.

ON THIS DATE

Notre Dame has played 14 previous games in its history on Nov. 8. The Irish are 11-2-1 all-time on this date. The Irish have recorded one shutout on Nov. 8 (1921, 48-0 vs. Rutgers).

Nov. 8, 2003: D.J. Fitzpatrick kicked a 40-yard field goal as time expired to give Notre Dame a 27-24 victory over Navy, extending the NCAA record for consecutive wins against one team to 40. Julius Jones rushed for 221 yards and two touchdowns. He became just the fourth Irish back to run for 200 yards twice in one season.

Head-to-Head Statistical Comparison (2008 Stats)

NOTRE DAME			BOSTON COLLEGE			
#	NCAA	Category		Category	NCAA	#
27.38	51st	Scoring Offense	vs.	Scoring Defense	27th	19.00
385.38	45th	Total Offense	vs.	Total Defense	10th	274.75
121.75	91st	Rushing Offense	vs.	Rushing Defense	19th	106.25
263.63	18th	Passing Offense	vs.	Passing Defense	14th	168.50
134.61	41st	Passing Efficiency Off.	vs.	Passing Efficiency Def.	12th	101.16
20.88	38th	Scoring Defense	vs.	Scoring Offense	46th	28.00
334.50	41st	Total Defense	vs.	Total Offense	82nd	334.63
127.75	50th	Rushing Defense	vs.	Rushing Offense	59th	149.88
206.75	60th	Passing Defense	vs.	Passing Offense	91st	184.75
104.76	17th	Passing Efficiency Def.	vs.	Passing Efficiency Off.	106th	104.50
35.28	59th	Net Punting	vs.	Net Punting	54th	35.56
6.77	88th	Punt Returns	vs.	Punt Returns	18th	14.50
20.71	76th	Kickoff Returns	vs.	Kickoff Returns	113th	18.39
0.25	47th	Turnover Margin	vs.	Turnover Margin	55th	0.13
1.63	80th	Sacks	vs.	Sacks Allowed	27th	1.25
1.50	38th	Sacks Allowed	vs.	Sacks	28th	2.63

Nov. 8, 1980: Notre Dame travelled to unranked Georgia Tech in 1980 as the nation's top-ranked team but the squads played to a 3-3 tie.

Nov. 8, 1975: The movie, depicting the career of former Irish walk-on Dan "Rudy" Ruettiger, centers around his only game appearance which came in 1975 against Georgia Tech at Notre Dame Stadium (a 24-3 Irish win).

Nov. 8, 1952: In its first television appearance ever, 10th-ranked Notre Dame defeats fourth-ranked Oklahoma 27-12.

2003	Navy	Notre Dame Stadium	W, 27-24
1986	SMU	Notre Dame Stadium	W, 61-29
1980	Georgia Tech	Atlanta, Ga.	T, 3-3
1975	Georgia Tech	Notre Dame Stadium	W, 24-3
1969	Pittsburgh	Pittsburgh, Pa.	W, 49-7
1958	Pittsburgh	Pittsburgh, Pa.	L, 26-29
1952	#4 Oklahoma	Notre Dame Stadium	W, 27-21
1947	#9 Army	Notre Dame Stadium	W, 27-7
1941	#6 Navy	Baltimore, Md.	W, 20-13
1930	Penn	Philadelphia, Pa.	W, 60-20
1924	Wisconsin	Madison, Wisc.	W, 38-3
1921	Rutgers	New York, N.Y.	W, 48-0
1919	Army	West Point, N.Y.	W, 12-9
1902	Knox	Galesburg, Ill.	L, 5-12

NOTRE DAME-BOSTON COLLEGE CONNECTIONS

► Notre Dame's roster features one player from the state of Massachusetts. Boston College's roster does not have a player from Indiana.

► Notre Dame head coach Charlie Weis (15 years) and Boston College head coach Jeff Jagodzinski (eight years) each spent much of their career in the NFL ranks. Weis coached with the New York Giants, New England Patriots and New York Jets, while Jagodzinski worked with the Atlanta Falcons and Green Bay Packers.

► Notre Dame junior running back Barry Gallup Jr. not only hails from Wellesley, Massachusetts, but his father, Barry Gallup Sr., is the Assistant Athletic Director for Football Operations at Boston College.

► Boston College head coach Jeff Jagodzinski spent eight years (1989-96) as an assistant coach at East Carolina. He was hired by former Pirates head coach (1989-91) and former Notre Dame assistant head coach (defense)/defensive backs coach Bill Lewis (who has retired from coaching, but works in the athletic advancement office). Eagles' offensive coordinator Steve Logan not only served on Lewis' staff for those three years as well, but succeeded him as head coach (1992-02) when Lewis took the head coach position at Georgia Tech.

► Lisa Deibler is in her fourth year at Notre Dame as assistant athletics director for compliance. Deibler spent the 2004-05 academic year as an assistant athletic director for compliance and recruiting at Boston College.

► A number of players from Boston College and Notre Dame either attended the same high school or hail from the same hometown.

Notre Dame	High School/Hometown	Boston College
Eric Olsen, OL	Staten Island, NY	Paul Anderson, SS Dominick LeGrande, FS
Eric Olsen, OL	Poly Prep Country Day	Paul Anderson, SS
Kallen Wade, DE	Cincinnati, OH	Matt Tennant, C
Kyle Rudolph, TE		
John Ryan, OLB	St. Ignatius	Jim Ramella, DE
Robby Parris, WR		
Barry Gallup, Jr.	Wellesley, MA	Thomas Clairborne, DT
Eric Maust, P	Alpharetta, GA	Justin Tuggle, QB

Top Notre Dame Performances Against Boston College...

INDIVIDUAL

Rushing Yards

Tony Fisher, 26-196, 2 TD; 11.11.2000

Passing Yards

Brady Quinn, 23-39-350, 2 TD; 10.25.2003

Receptions

Derrick Mayes, 7-147; 11.20.1993

Receiving Yards

Malcolm Johnson, 6-150, 1 TD; 11.7.1998

Points Kicking

Craig Hentrich, 11 (5 XP, 2 FG); 11.7.1992

Kickoff Return Yards

Tony Driver, 6-158; 11.7.1998

Punt Return Yards

Julius Jones, 2-71, 1 TD; 11.20.1999

Touchdowns

Allen Pinkett, 2 TD (2 rushing); 12.29.1983
 Reggie Brooks, 2 TD (2 rushing); 11.7.1992
 Robert Farmer, 2 TD (2 rushing); 11.9.1996
 Jarious Jackson, 2 TD (2 rushing); 10.25.1997
 Autry Denson, 2 TD (2 rushing); 11.7.1998
 Tony Fisher, 2 TD (2 rushing); 11.20.1999
 Julius Jones, 2 TD (1 rushing, 1 PR); 11.20.1999

Tackles

Justin Goheen, 14; 11.20.1993

Interceptions

16 tied with one

TEAM

Points Scored

54 (W 54-7); 1992 in Notre Dame

Points Scored (quarter)

21 (W 54-7); 1992 (first) in Notre Dame
 21 (W 52-20); 1997 (fourth) in Notre Dame

Points Scored (half)

37 (W 54-7); 1992 (first) in Notre Dame

Points Allowed

41 (L 39-41); 1993 in Notre Dame

Points Allowed (quarter)

14 (L 39-41); 1993 (second) in Notre Dame
 14 (L 11-30); 1994 (third) in Chestnut Hill
 14 (L 14-27); 2007 (third) in Notre Dame

Points Allowed (half)

24 (L 39-41); 1993 (first) in Notre Dame

Scoring Summary

	1	2	3	4	E	
Boston College	7	6	14	0	-	27 Record: (7-0)
Notre Dame	0	0	14	0	-	14 Record: (1-6)

First Quarter

11:38 BC Callender 7 yd run (Aponavicius kick failed), 5-73 1:24

Second Quarter

1:32 BC Callender 1 yd run (Aponavicius kick), 8-41 4:43

Third Quarter

11:26 BC Callender 9 yd pass from Ryan (Aponavicius, kick), 3-11 0:54
 10:27 ND Parris 19 yd pass from Sharpley (Walker kick), 7-79 0:59
 8:52 ND B. Smith 25 yd interception return (Walker kick)
 7:00 BC Challenger 13 yd pass from Ryan (Aponavicius kick), 5-44
 1:52

	BC	ND
FIRST DOWNS	21	14
RUSHES-YARDS (NET)	34-168	21-27
PASSING YDS (NET)	291	195
Passes Att-Comp-Int	49-32-1	49-18-2
TOTAL OFFENSE PLAYS-YARDS	83-459	70-222
Fumble Returns-Yards	0-0	0-0
Punt Returns-Yards	0-0	3-34
Kickoff Returns-Yards	3-43	4-74
Interception Returns-Yards	2-30	1-25
Punts (Number-Avg)	5-41.4	6-42.2
Fumbles-Lost	0-0	0-0
Penalties-Yards	15-131	7-64
Possession Time	39:03	20:57
Third-Down Conversions	7 of 17	6 of 18
Fourth-Down Conversions	0 of 3	1 of 4
Red-Zone Scores-Chances	4-6	1-1
Sacks By: Number-Yards	2-11	0-0

RUSHING: Boston College-Callender 23-90; Whitworth 7-68; Ryan 3-10; Team 1-0. Notre Dame-Aldridge 5-17; Allen 3-9; Hughes 5-6; Clausen 1-4; Schwapp 1-4; Sharpley 4-0; Team 1-minus 1; Price 1-minus 12.

PASSING: Boston College-Ryan 32-49-1-291. Notre Dame-Sharpley 11-29-0-135; Clausen 7-20-2-60.

RECEIVING: Boston College-Callender 10-91; Gunnell 7-37; Megwa 5-56; Purvis 5-52; Challenger 2-22; Whitworth 1-18; Robinson 1-12; Jarvis 1-3. Notre Dame-Parris 4-94; Carlson 4-29; Allen 3-16; Schwapp 2-22; Kamara 2-19; Yeatman 1-7; Aldridge 1-5; West 1-3.

INTERCEPTIONS: Boston College-Pruitt 1-30; Tribble 1-0. Notre Dame-B. Smith 1-25.

SACKS (UA-A): Boston College-Brace 1-0; Albright 1-0. Notre Dame-None.

TACKLES (UA-A): Boston College-Herzlich 2-5; Silva 4-2; Dunbar 3-3; Morris 3-1; Akins 1-2; McLaughlin 1-2; Ramella 1-2; Francois 0-3; Pruitt 2-0; Albright 2-0; Anderson 1-1; Larkin 1-1; Rossi 1-1; Geiser 1-0; Smith 1-0; Willette 1-0; Tribble 1-0; Brace 1-0; Smith 0-1; Giles 0-1; Newman 0-1. Notre Dame-Brockington 10-3; Laws 4-7; Bruton 6-0; Zbikowski 3-3; Wooden 5-0; Vernaglia 4-1; Kuntz 2-3; Lambert 2-2; Ryan 1-3; Williams 3-0; Smith 0-3; Walls 2-0; B. Smith 1-1; Neal 1-1; Stephenson 0-2; S. Smith 1-0; Carlson 1-0; McCarthy 1-0; Jabbie 1-0; Ragone 0-1; Richardson 0-1; Brown 0-1.

Stadium: Notre Dame Stadium Attendance: 80795
 Kickoff time: 3:43 pm End of Game: 7:36 pm Total elapsed time: 3:53
 Officials: Referee: J. Childress; Umpire: M. Pellis; Linesman: T. Davis;
 Line judge: T. Giles; Back judge: B. Hendon; Field judge: C. Brown;
 Side judge: D. Harrison; Scorer: ND Stat Crew;
 Temperature: 57 Wind: W12 Weather: Partly Sunny

**The Last Meeting
 #4 Boston College 27, Notre Dame 14
 Oct. 13, 2007**

NOTRE DAME, Ind. (AP) -- Matt Ryan kept Notre Dame from getting payback on unbeaten Boston College.

Ryan used a series of screens and short passes to keep the blitzing Irish off balance and threw two touchdowns to lead the fourth-ranked Eagles to a 27-14 victory over Notre Dame.

The Irish were hoping to put a damper on BC's national title hopes as the Eagles had done when they cost Notre Dame a national championship in 1993. They threatened, but just couldn't pull it out.

BC coach Jeff Jagodzinski said he never viewed the game against the Irish (1-6) as a trap game because he knew his team wouldn't take Notre Dame lightly.

"Our kids were so excited about coming out here and playing this football game. It's a great rivalry," he said.

Jagodzinski said his message has stayed consistent against each opponent.

"I told our guys we can't get to where we want to go unless we keep taking care of business every week," he said.

Boston College is 7-0 for just the fifth time in 107 seasons, the first time since 1942, and beat its rival Notre Dame for the fifth straight time. The Irish lead the series between the only two Catholic schools to play major college football 9-8, but the Eagles have won six of the last seven.

The Eagles appeared ready to blow the game open when Ryan threw a 9-yard scoring pass to Andre Callender to make it 20-0 with 11:42 left in the third quarter. The score was set up when Tyronne Pruitt intercepted a pass by Jimmy Clausen and returned it 30 yards to the Notre Dame 11.

However, the Irish scored a pair of touchdowns 95 seconds apart to cut it to 20-14. Evan Sharpley, who replaced the ineffective Jimmy Clausen at quarterback, threw a 19-yard TD pass to Robby Parris and linebacker Brian Smith returned an interception 25 yards for a touchdown.

The Eagles quickly regained control after the Irish were called for excessive celebration and penalized 15 yards on the kickoff. Brad Newman returned the kick 18 yards to the Notre Dame 44 and the Eagles needed only five plays to score. Ryan, throwing quickly to beat the blitz, hit Kevin Challenger for a 13-yard TD to make it 27-14.

Ryan said he wasn't flustered after throwing the interception for a Notre Dame TD.

"Right after you throw a pick that goes for six you want to come right back out fighting," Ryan said. "At this point in my career I've thrown plenty of picks. You just have to block it out. As a quarterback you definitely have to have temporary amnesia and go out there and keep chucking it. That's what we did."

Despite the constant blitzing, the Irish didn't sack Ryan. "He's got a really quick release," Notre Dame nose tackle Pat Kuntz said. "He's good, and there's nothing much else I can say about that. He's probably the best quarterback we've seen."

Ryan, 21-4 as a starter, was 32-of-49 passing. Callender caught 10 passes for 91 yards and rushed for 90 yards on 23 carries, including TD runs of 7 and 1 yards.

The Irish offense struggled again, managing just 222 yards total offense. BC, which entered as the No. 3 defense against the run holding opponents to 49.7 yards a game, held the Irish to 27 yards rushing. It was the fifth time this season the Irish were held to less than 50 yards rushing.

Clausen started but failed to lead the Irish to a score. He was 7-of-20 for 60 yards and was pulled after he threw his second interception on Notre Dame's first offensive play of the second half. That set up BC's third touchdown.

Sharpley was 11-of-29 for 135 yards. Coach Charlie Weis said he would have to review the tape before deciding who will start against USC next week.

"I'm never big on blaming the quarterback for the lack of production on the offense," Weis said.

Weis said the biggest problem for the Irish were too many mistakes. The Irish had the excessive celebration penalty set up one score, the interception set up another and the punter's knee touching the ground another.

"I think we had a chance in this game, but the bottom line is they won 27-14," he said. "If I sit there and say, 'God if we were just better on that snap, or if we would have hit this one pass or if we didn't get a penalty. ...' But the thing is, we did."

Notre Dame has lost five straight to Top 5 teams since beating fifth-ranked Michigan in 2005 in Weis' second game as coach of the Irish.

Notre Dame is 1-6 for just the third time in school history. The other two times were in 1956 and 1960.

**The Last Meeting in Chestnut Hill
Boston College 27, Notre Dame 25
Oct. 25, 2003**

CHESTNUT HILL, Ma. (AP) -- At least Boston College didn't ruin Notre Dame's season this time. The Irish took care of that themselves, long before they came to Chestnut Hill.

A year after spoiling Notre Dame's hopes for a national championship, BC won 27-25 on a last-minute field goal Saturday to severely damage Notre Dame's hopes of making any bowl at all. The Eagles fell behind after blowing an 18-point lead but won when Sandro Sciortino kicked a 26-yarder with 38 seconds left.

"I told the team that everything was excused right now," BC coach Tom O'Brien said. "They've beaten Notre Dame four times in five years and three years in a row. It's a tremendous accomplishment.

"If you coach or play at Boston College, you have to beat Notre Dame. That's one thing you have to get done. It's a powerful, powerful win for this team."

The Eagles (5-3) led 24-6 before Notre Dame (2-5) rallied and took the lead when Nate Schiccatano blocked a punt and Carlos Campbell ran it 25 yards for a touchdown with 3:34 left.

"I thought it was over there, with momentum on our side," Schiccatano said. "All we were going to need to do was play defense."

But Will Blackmon ran the kickoff back 42 yards to almost midfield, and Quinton Porter marched the BC to the 8 for Sciortino's chip shot.

"Too little, too late," Notre Dame coach Tyrone Willingham said. "We did some great things, but we were behind the 8-ball. Once you have a lead, you've got to find a way to hold onto it. We didn't make enough good plays to stop them. It started with the kickoff return."

It's the first time in the rivalry between the nation's only Division I-A football-playing Catholic universities that BC has won three in a row. Last year, the Eagles won 14-7 in South Bend to send the then-unbeaten and fourth-ranked Irish into a slump from which they have yet to recover.

Notre Dame has lost eight of 12 games since then. With No. 6 Florida State next, the Irish are in danger of falling out of bowl contention.

"It stinks, man, losing five games," Notre Dame running back Julius Jones said. "I think everybody's got to motivate themselves."

Porter completed 13 of 25 passes for 199 yards, and he also ran 16 times for a career-high 41 yards and a touchdown. Derrick Knight, the nation's leading rusher, ran for just 43 yards on 23 carries after sitting out about a quarter with a leg injury, but Horace Dodd filled in with 64 yards and a touchdown on 12 carries.

Brady Quinn was 23-for-39 for 350 yards with two touchdowns and two interceptions for Notre Dame. Jones managed just 40 yards on 15 carries, but he broke Tim Brown's school record for career return yards on the opening kickoff.

On the next play, Quinn hit Maurice Stovall with a 51-yard pass that put the ball on the BC 27. But the Irish were forced to settle for a field goal that made it 3-0.

Late in the first, Knight apparently twisted his ankle after he was forced out of bounds and came out of the game until the second quarter. But Dodd replaced him and ran for 5 and 9 yards to set up Porter's 26-yard touchdown pass to David Kashetta that gave the Eagles a 7-3 lead.

Notre Dame was forced to punt on its next possession, and Nathaniel Hasselbeck ran the kick back 43 yards to the Irish 39. With the ball on the 30, Dodd ran 2 yards on a fourth-and-1, then broke free for 24 yards before scoring from the 4 to give BC a 14-3 lead.

After the teams traded field goals, Quinn was stopped on third-and-1 for no gain and Jared Clark was stopped on fourth down, giving BC the ball at the Irish 44. On a fourth-and-7 with 4:30 left in the third, Grant Adams pulled in Porter's pass with his fingertips and took it 28 yards to the 3.

Two plays later, Porter scrambled for a touchdown, diving for the pylon to give the Eagles a 24-6 lead.

The Irish made it 24-12 when Quinn hit Omar Jenkins with a 10-yard TD pass just before the end of the third period. But when they went for 2 - a key decision, it turned out - Quinn's pass fell incomplete.

Notre Dame closed the gap when BC punter Jeff Gomulinski took a bad snap and tried to run with it, but failed to make a first down. Notre Dame took over on the BC 23 with 12:50 left, and on the next play, Stovall outjumped a defender at the goal line to make it 24-19.

**Scoring
Summary**

	1	2	3	4	F	
Notre Dame	3	3	6	13	-	25 Record: (2-5)
Boston College	7	7	10	3	-	27 Record: (5-3)

First Quarter

12:29 ND D.J. Fitzpatrick 38 yd field goal, 5-58 2:31
0:21 BC David Kashetta 26 yd pass from Quinton Porter (Sandro Sciortino kick), 7-63 2:22

Second Quarter

11:21 BC Horace Dodd 4 yd run (Sandro Sciortino kick), 6-39 1:54
6:34 ND D.J. Fitzpatrick 27 yd field goal, 11-56 4:47

Third Quarter

9:12 BC Sandro Sciortino 30 yd field goal, 8-35 3:06
3:27 BC Quinton Porter 1 yd run (Sandro Sciortino kick), 8-44 3:23
0:03 ND Omar Jenkins 10 yd pass from Brady Quinn (Brady Quinn pass failed), 10-78 3:24

Fourth Quarter

12:42 ND Maurice Stovall 23 yd pass from Brady Quinn (D.J. Fitzpatrick kick), 1-23 0:08
3:34 ND Carlos Campbell 25 yd blocked punt return (Julius Jones rush failed)
0:38 BC Sandro Sciortino 26 yd field goal, 10-43 2:56

Team Statistics	ND	BC
FIRST DOWNS	20	18
RUSHES-YARDS (NET)	34-47	53-147
PASSING YDS (NET)	350	199
Passes Att-Comp-Int	39-23-2	25-13-0
TOTAL OFFENSE PLAYS-YARDS	73-397	78-346
Fumble Returns-Yards	0-0	0-0
Punt Returns-Yards	3-59	1-43
Kickoff Returns-Yards	3-68	4-102
Interception Returns-Yards	0-0	2-8
Punts (Number-Avg)	5-33.0	6-32.7
Fumbles-Lost	1-0	2-1
Penalties-Yards	2-20	6-40
Possession Time	28:23	31:37
Third-Down Conversions	3 of 16	7 of 18
Fourth-Down Conversions	3 of 4	2 of 3
Red-Zone Scores-Chances	3-3	4-4
Sacks By: Number-Yards	3-12	0-0

RUSHING: Notre Dame-Julius Jones 15-40; Ryan Grant 10-28; Rashon Powers-Neal 1-3; Jared Clark 1-0; Team 1-0; Brady Quinn 6-minus 24. Boston College-Horace Dodd 12-64; Derrick Knight 23-43; Quinton Porter 16-41; Larry Lester 1-6; Team 1-minus 7.

PASSING: Notre Dame-Brady Quinn 23-39-2-350. Boston College-Quinton Porter 13-25-0-199.

RECEIVING: Notre Dame-Rhema McKnight 4-121; Anthony Fasano 4-48; Omar Jenkins 4-35; Maurice Stovall 3-80; Schmidt 2-16; Julius Jones 2-10; Rashon Powers-Neal 1-15; Carlyle Holiday 1-10; Jared Clark 1-9; Ryan Grant 1-6. Boston College-Grant Adams 4-103; Derrick Knight 3-23; David Kashetta 2-41; Greg Toal 2-2; Sean Ryan 1-25; Larry Laster 1-5.

INTERCEPTIONS: Notre Dame-None. Boston College-Josh Ott 1-5; Ryan Glasper 1-3.

FUMBLES: Notre Dame-Brady Quinn 1-0. Boston College-Patrick McShane 1-0; Sean Ryan 1-1.

SACKS (UA-A): Notre Dame-Greg Pauly 1-0; Kyle Budinscak 1-0; Courtney Watson 1-0. Boston College-None.

TACKLES (UA-A): Notre Dame-Watson 12-1; Curry 11-0; Burrell 6-0; Hoyte 5-1; Pauly 4-0; Bolen 2-2; Duff 3-0; Clark 2-0; Hilliard 2-0; Campbell 2-0; Tuck 2-0; Abiamiri 2-0; Budinscak 2-0; Fitzpatrick 2-0; Ellick 1-0; Jackson 1-0; Beidatsch 1-0; Collins 1-0; Mays 1-0; Richardson 1-0; Bible 1-0. Boston College-Glasper 5-1; Henderson 5-1; Flores 4-2; Blackmon 4-1; Williams 4-0; Shean 4-0; Ott 3-1; Kiwanuka 3-0; Martin 3-0; Zepp 2-0; Bulman 2-0; Stancil 1-1; Hasselback 1-0; Lester 1-0; Washington 1-0; Goodwin 1-0; Sele 1-0; Brown 1-0; McShane 0-1.

Notre Dame Player Career Highs

JAMES ALDRIDGE

Season	
Carries	13, at Washington (10.25)
Rushing Yards	84, at Washington (10.25)
Longest Rush	18, at Washington (10.25)
Rushing TDs	2, at Washington (10.25)
Receptions	1, at Washington (10.25)
Receiving Yards	1, at Washington (10.25)
Longest Reception	1, at Washington (10.25)

Career

Carries	32, vs. Navy (11.3.07)
Rushing Yards	125, vs. Navy (11.3.07)
Longest Rush	43, vs. Michigan State (9.22.07)
Rushing TDs	2, at Washington (10.25.08)
Receptions	3, at UCLA (10.6.07)
Receiving Yards	18, at UCLA (10.6.07)
Longest Reception	11, at UCLA (10.6.07)

ARMANDO ALLEN

Season	
Carries	19, Pittsburgh (11.1)
Rushing Yards	134, Purdue (9.27)
Longest Rush	21, three times
Rushing TDs	1, twice
Receptions	7, twice
Receiving Yards	61, Stanford (10.4)
Longest Reception	21, Stanford (10.4)
Receiving TDs	1, Stanford (10.4)
Longest Kick Return	53, at Michigan State (9.20)
Kick Return Yards	147, at Michigan State (9.20)
Kickoff Returns	5, at Michigan State (9.20)
Longest Punt Return	22, San Diego State (9.6)
Punt Return Yards	35, San Diego State (9.6)
Punt Returns	3, at Michigan State (9.20)
Most All-Purpose Yards	247, Purdue (9.27)

Career

Carries	17, Purdue (9.27.08)
Rushing Yards	134, Purdue (9.27.08)
Longest Rush	21, three times
Rushing TDs	1, twice
Receptions	7, twice
Receiving Yards	61, Stanford (10.4.08)
Longest Reception	21, Stanford (10.4.08)
Receiving TDs	1, twice
Longest Kick Return	53, at Michigan State (9.20.08)
Kick Return Yards	147, at Michigan State (9.20.08)
Kickoff Returns	5, twice
Longest Punt Return	22, San Diego State (9.6.08)
Punt Return Yards	35, San Diego State (9.6.08)
Punt Returns	3, at Michigan State (9.20.08)
Most All-Purpose Yards	247, Purdue (9.27.08)

MIKE ANELLO

Season/Career	
Tackles	4, San Diego State (9.6)
Forced Fumble	1, Michigan (9.13)
Fumble Recovery	1, Michigan (9.13)
PBUs	1, at Washington (10.25)

SERGIO BROWN

Season/Career	
Tackles	6, San Diego State (9.6)
TFL	1.0, twice
Sacks	1.0, Stanford (10.4)
PBUs	2, San Diego State (9.6)
QB Hurries	1, three times
Blocked Punt	1, San Diego State (9.6)
Fumble Recovery	1, Michigan (9.13)

JUSTIN BROWN

Season	
Tackles	4, Michigan (9.13)
TFL	2.0, Michigan (9.13)
PBUs	--
Sacks	--
QB Hurries	1, twice

Career

Tackles	8, at Michigan (9.15.07)
TFL	9, Michigan (9.13.08)
PBUs	1, vs. UNC (11.4.06)
Sacks	1.0, vs. Navy (10.28.06)
QB Hurries	1, Stanford (10.4.08)

DAVID BRUTON

Season	
Tackles	16, Pittsburgh (11.1)
TFL	1.5, Michigan (9.13)

Sacks	--
PBUs	1, three times
Fumble Recovery	1, San Diego State (9.6)
Forced Fumbles	1, twice
Interceptions	1, three times
Longest INT Return	39, Michigan (9.13)
Blocked Punt	--

Career

Tackles	16, Pittsburgh (11.1.08)
TFL	2.0, vs. Ga. Tech (9.1.07)
Sacks	1.0, vs. Ga. Tech (9.1.07)
PBUs	1, five times
Fumble Recovery	1, twice
Forced Fumbles	1, three times
Interceptions	1, six times
Longest INT Return	39, Michigan (9.13.08)
Blocked Punt	1, vs. USC (10.20.07)

JIMMY CLAUSEN

Season	
Carries	11, at North Carolina (10.11)
Rushing Yards	8, Purdue (9.27)
Longest Rush	8, Stanford (10.4)
Pass Attempts	48, at North Carolina (10.11)
Pass Completions	31, at North Carolina (10.11)
Passing Yards	383, at North Carolina (10.11)
Longest Completion	60, Michigan (9.13)
Passing TDs	3, four times
Rushing TDs	--
Interceptions	2, four times

Career

Carries	11, at North Carolina (10.11.08)
Rushing Yards	12, vs. Duke (11.17.07)
Longest Rush	11, vs. Duke (11.17.07)
Pass Attempts	48, at North Carolina (10.11.08)
Pass Completions	31, at North Carolina (10.11.08)
Passing Yards	383, at North Carolina (10.11.08)
Longest Completion	60, Michigan (9.13.08)
Passing TDs	3, six times
Rushing TDs	1, twice
Interceptions	2, five times

MAURICE CRUM, JR.

Season	
Tackles	9, Pittsburgh (11.1)
TFL	1.0, three times
QB Hurries	2, at North Carolina (10.11)
Sacks	1.0, San Diego State (9.6)
Interceptions	--
PBUs	1, at North Carolina (10.11)
Interceptions	--
Forced Fumbles	--
Fumble Recoveries	--
Longest INT Return	--
Longest Fumble Return	--
Fumble Return TD	--

Career

Tackles	16, vs. Michigan State (9.22.07)
TFL	3.0, twice
QB Hurries	2, at North Carolina (10.11.08)
Sacks	1.0, six times
Interceptions	2, at UCLA (10.6.07)
PBUs	2, at UCLA (10.6.07)
Interceptions	2, at UCLA (10.6.07)
Forced Fumbles	2, at UCLA (10.6.07)
Fumble Recoveries	2, at UCLA (10.6.07)
Longest INT Return	33, at UCLA (10.6.07)
Longest Fumble Return	34, at UCLA (10.6.07)
Fumble Return TD	34, at UCLA (10.6.07)

MICHAEL FLOYD

Season/Career	
Receptions	10, Pittsburgh (11.1)
Receiving Yards	115, Stanford (10.4)
Longest Reception	51, at Washington (10.25)
Receiving TDs	2, Pittsburgh (11.1)

DAVID GRIMES

Season	
Receptions	7, Stanford (10.4)
Receiving Yards	65, Purdue (9.27)
Longest Reception	30, Purdue (9.27)
Receiving TDs	1, twice
Longest Kickoff Return	--
Kickoff Return Yards	--
Kickoff Returns	--
Punt Return Yards	--

Punt Returns	--
Longest Punt Return	--

Career

Receptions	8, vs. UCLA (10.21.06)
Receiving Yards	79, vs. UCLA (10.21.06)
Longest Reception	36, vs. Navy (10.28.06)
Receiving TDs	1, six times
Longest Kickoff Return	50, vs. UNC (11.4.06)
Kickoff Return Yards	145, vs. Michigan (9.16.06)
Kickoff Returns	6, vs. Michigan (9.16.06)
Punt Return Yards	17, vs. Navy (11.12.05)
Punt Returns	1, vs. Navy (11.12.05)
Longest Punt Return	17, vs. Navy (11.12.05)

RAY HERRING

Season	
Tackles	6, at Washington (10.25)
PBUs	--
Fumble Recovery	--
QB Hurries	1, Michigan (9.13)

Career

Tackles	9, vs. Stanford (10.7.06)
PBUs	1, vs. Purdue (9.30.06)
Fumble Recovery	1, vs. Army (11.18.06)
QB Hurries	1, Michigan (9.13.08)

ROBERT HUGHES

Season	
Carries	19, Michigan (9.13)
Rushing Yards	79, Michigan (9.13)
Longest Rush	18, Michigan (9.13)
Rushing TDs	2, Michigan (9.13)
Longest Kickoff Return	--
Kickoff Return Yards	--
Kickoff Returns	--
Receptions	3, San Diego State (9.6)
Receiving Yards	32, San Diego State (9.6)
Longest Reception	15, at North Carolina (10.11)

Career

Carries	19, Michigan (9.13.08)
Rushing Yards	136, at Stanford (11.24.07)
Longest Rush	45, at Stanford (11.24.07)
Rushing TDs	2, Michigan (9.13.08)
Longest Kickoff Return	15, Michigan State (9.22.07)
Kickoff Return Yards	15, Michigan State (9.22.07)
Kickoff Returns	2, vs. Ga. Tech (9.1.07)
Receptions	3, San Diego State (9.6.08)
Receiving Yards	32, San Diego State (9.6.08)
Longest Reception	15, at North Carolina (10.11.08)

DUVAL KAMARA

Season	
Receptions	5, at North Carolina (10.11)
Receiving Yards	58, at North Carolina (10.11)
Longest Reception	28, San Diego State (9.6)
Receiving TDs	1, Michigan (9.13)

Career

Receptions	6, twice
Receiving Yards	93, at Stanford (11.24.07)
Longest Reception	35, at Stanford (11.24.07)
Receiving TDs	2, vs. Navy (11.3)

PAT KUNTZ

Season	
Tackles	6, Purdue (9.27)
TFL	2.0, Stanford (10.4)
Sacks	2.0, Stanford (10.4)
Fumble Recoveries	1, Stanford (10.4)
PBUs	1, twice
Interceptions	1, Stanford (10.4)

Career

Tackles	8, twice
TFL	2.0, Stanford (10.4.08)
Sacks	2.0, Stanford (10.4.08)
Fumble Recoveries	1, twice
PBUs	2, three times
Interceptions	1, Stanford (10.4.08)

TERRAIL LAMBERT

Season	
Tackles	8, at Michigan State (9.20)
TFL	--
Interceptions	--
Longest INT Return	--
PBUs	2, San Diego State (9.6)

**Notre Dame Player
Career Highs**

Fumble Recoveries	--
Fumbles Forced	--
Career	
Tackles	11, vs. Purdue (9.30.06)
TFL	1.0, vs. Purdue (9.30.06)
Interceptions	2, at Michigan State (9.23.06)
Longest INT Return	27, at Michigan State (9.23.06)
PBUs	2, San Diego State (9.6.08)
Fumble Recoveries	1, at Air Force (11.11.06)
Fumbles Forced	1, vs. Purdue (9.30.06)

ERIC MAUST

Season	
Punts	6, Michigan (9.13)
Punt Yards	263, Michigan (9.13)
Punt Average (min. 3)	43.8, Michigan (9.13)
Long Punt	54, Purdue (9.27)
50+ Punts	2, Michigan (9.13)
Inside 20	2, four times
Blocked	1, Pittsburgh (11.1)

Career

Punts	6, Michigan (9.13.08)
Punt Yards	263, Michigan (9.13.08)
Punt Average	44.0, at Purdue (9.29.07)
Long Punt	54, Purdue (9.27.08)
50+ Punts	2, Michigan (9.13.08)
Inside 20	3, at Stanford (11.24.08)
Blocked	1, Pittsburgh (11.1.08)

KYLE MCCARTHY

Season	
Tackles	15, Pittsburgh (11.1)
TFL	2.0, Pittsburgh (11.1)
Interceptions	1, Stanford (10.4)
Longest INT Return	2, Stanford (10.4)

Career

Tackles	15, Pittsburgh (11.1.08)
TFL	2.0, Pittsburgh (11.1.08)
Forced Fumbles	1, Duke (11.17.07)
PBUs	1, Duke (11.17.07)
Interceptions	1, twice
Longest INT Return	2, Stanford (10.4.08)

KERRY NEAL

Season	
Tackles	4, Pittsburgh (11.1)
QB Hurries	1, San Diego State (9.6)
TFL	1.0, twice
Sacks	1.0, Pittsburgh (11.1)
Fumble Recovery	--
PBUs	1, Pittsburgh (11.1)
Longest Fumble Return	--
Interceptions	1, San Diego State (9.6)
Longest INT Return	2, San Diego State (9.6)

Career

Tackles	4, Pittsburgh (11.1.08)
QB Hurries	1, twice
TFL	1.0, four times
Sacks	1.0, three times
Fumble Recovery	1, twice
PBUs	1, Pittsburgh (11.1.08)
Longest Fumble Return	11, at UCLA (10.6.07)
Interceptions	1, San Diego State (9.6.08)
Longest INT Return	2, San Diego State (9.6.08)

ROBBY PARRIS

Season	
Receptions	4, at Michigan State (9.20)
Receiving Yards	22, at Michigan State (9.20)
Longest Reception	12, at Michigan State (9.20)
Receiving TDs	--

Career

Receptions	7, at Purdue (9.29.07)
Receiving Yards	94, vs. Boston College (10.13.07)
Longest Reception	35, at Penn State (9.8.07)
Receiving TDs	1, vs. Boston College (10.13.07)

KYLE RUDOLPH

Season/Career	
Receptions	5, Stanford (10.4)
Receiving Yards	70, Stanford (10.4)
Longest Reception	24, Stanford (10.4)
Receiving TDs	1, twice

JOHN RYAN

Season	
Tackles	2, Stanford (10.4)
TFLs	--
PBUs	2, San Diego State (9.6)
Sacks	--
QB Hurries	1, twice
Fumble Recovery	1, at Michigan State (9.20)

Career

Tackles	7, at Michigan (9.15.07)
TFLs	2.0, at Purdue (9.29.07)
PBUs	2, San Diego State (9.6.08)
Sacks	1.0, twice
QB Hurries	1, four times
Fumble Recovery	1, at Michigan State (9.20.08)

ASAPH SCHWAPP

Season	
Carries	--
Rushing Yards	--
Receptions	--
Receiving Yards	--
Longest Reception	--

Career

Carries	8, vs. BYU (10.22.05)
Rushing Yards	27, vs. BYU (10.22.05)
Receptions	2, twice
Receiving Yards	22, vs. Boston College (10.13.07)
Longest Reception	15, vs. Boston College (10.13.07)

EVAN SHARPLEY

Season	
Carries	1, at Washington (10.25)
Rushing Yards	1, at Washington (10.25)
Longest Rush	1, at Washington (10.25)
Pass Attempts	2, at Washington (10.25)
Pass Completions	1, at Washington (10.25)
Passing Yards	6, at Washington (10.25)
Longest Completion	6, at Washington (10.25)
Passing TDs	--

Career

Carries	10, twice
Rushing Yards	3, vs. Navy (11.3.07)
Longest Rush	13, vs. Navy (11.3.07)
Pass Attempts	33, vs. USC (10.20.07)
Pass Completions	17, twice
Passing Yards	208, at Purdue (9.29.07)
Longest Completion	43, at Purdue (9.29.07)
Passing TDs	2, twice

BRIAN SMITH

Season	
Tackles	10, at Michigan State (9.20)
QB Hurries	1, three times
TFL	1.0, three times
Sacks	1.0, twice
Interceptions	--
Longest INT Return	--
INT Return TD	--
Forced Fumbles	1, at Michigan State (9.20)
Fumble Recoveries	2, Michigan (9.13)
PBUs	1, Michigan (9.13)
Longest Fumble Return	35, Michigan (9.13)
Fumble Return TD	1, Michigan (9.13)

Career

Tackles	10, at Michigan State (9.20.08)
QB Hurries	1, five times
TFL	1.0, five times
Sacks	1.0, three times
Interceptions	1, vs. Boston College (10.13.07)
Longest INT Return	25, vs. Boston College (10.13.07)
INT Return TD	25, vs. Boston College (10.13.07)
Forced Fumbles	1, at Michigan State (9.20.08)
Fumble Recoveries	2, Michigan (9.13.08)
PBUs	1, Michigan (9.13.08)
Longest Fumble Return	35, Michigan (9.13.08)
Fumble Return TD	1, Michigan (9.13.08)

HARRISON SMITH

Season/Career	
Tackles	6, twice
TFL	2.0, at Washington (10.25)
Sacks	2.0, at Washington (10.25)
PBUs	1, Purdue (9.27)
Carries	1, Stanford (10.4)
Rushing Yards	23, Stanford (10.4)
Longest Rush	23, Stanford (10.4)

GOLDEN TATE

Season	
Carries	2, at Washington (10.25)
Rushing Yards	24, at Michigan State (9.20)
Longest Rush	24, at Michigan State (9.20)
Rushing TD	1, at Washington (10.25)
Receptions	6, twice
Receiving Yards	127, Michigan (9.13)
Longest Reception	60, Michigan (9.13)
Receiving TDs	1, five times
Longest Kickoff Return	29, at North Carolina (10.11)
Kickoff Return Yards	92, at North Carolina (10.11)
Kickoff Returns	5, Pittsburgh (11.1)
Longest Punt Return	10, at Washington (10.25)
Punt Return Yards	14, at Washington (10.25)
Punt Returns	3, at Washington (10.25)
Most All-Purpose Yards	213, at North Carolina (10.11)

Career

Carries	2, at Washington (10.25.08)
Rushing Yards	24, at Michigan State (9.20.08)
Longest Rush	24, at Michigan State (9.20.08)
Rushing TD	1, at Washington (10.25.08)
Receptions	6, twice
Receiving Yards	127, Michigan (9.13.08)
Longest Reception	60, Michigan (9.13.08)
Receiving TDs	1, six times
Longest Kickoff Return	40, at Michigan (9.15.07)
Kickoff Return Yards	133, at Michigan (9.15.07)
Kickoff Returns	5, twice
Longest Punt Return	10, at Washington (10.25.08)
Punt Return Yards	14, at Washington (10.25.08)
Punt Returns	3, at Washington (10.25.08)
Most All-Purpose Yards	213, at North Carolina (10.11.08)

BRANDON WALKER

Season	
Field Goals	4, Pittsburgh (11.1)
Longest FG	48, Pittsburgh (11.1)

Career

Field Goals	4, Pittsburgh (11.1.08)
Longest FG	48, twice

GEORGE WEST

Season	
Carries	--
Rushing Yards	--
Rushing TDs	--
Receptions	1, at Washington (10.25)
Receiving Yards	6, at Washington (10.25)
Longest Reception	6, at Washington (10.25)
Longest Kickoff Return	33, at Washington (10.25)
Kickoff Return Yards	33, at Washington (10.25)
Kickoff Returns	1, at Washington (10.25)
Punt Return Yards	3, Michigan (9.13)
Punt Returns	1, Michigan (9.13)
Longest Punt Return	3, Michigan (9.13)
Most All-Purpose Yards	39, at Washington (10.25)

Career

Carries	1, vs. Purdue (9.30.06)
Rushing Yards	11, vs. Purdue (9.30.06)
Rushing TDs	1, vs. Purdue (9.30.06)
Receptions	4, twice
Receiving Yards	37, at Purdue (9.29.07)
Longest Reception	20, vs. Ga. Tech (9.1.07)
Longest Kickoff Return	33, twice
Kickoff Return Yards	71, at Michigan State (9.23.06)
Kickoff Returns	3, at Michigan State (9.23.06)
Punt Return Yards	15, vs. UNC (11.4.06)
Punt Returns	2, vs. UNC (11.4.06)
Longest Punt Return	10, vs. UNC (11.4.06)
Most All-Purpose Yards	46, vs. Duke (11.17.07)

IAN WILLIAMS

Season	
Tackles	6, twice
TFL	2.0, Pittsburgh (11.1)

Career

Tackles	11, vs. Navy (11.3.07)
TFL	2.0, Pittsburgh (11.1.08)

The Last Time

NOTRE DAME

RUSHING

Had 400 or more yards:at Boston College, 1996 (426)
 Had 300 or more yards:at Stanford, 2003 (320)
 Had 70 or more rushing attempts:vs. Michigan State, 1991 (76)
 Had 60 or more rushing attempts:vs. Navy, 2007 (63)
 Had 50 or more rushing attempts:at Stanford, 2005 (50)
 Had six or more rush TDs:vs. Navy, 1996 (6)
 Had five or more rush TDs:at USC, 2000 (5)
 Had four or more rush TDs:vs. Navy, 2007 (4)
 Had two players with 100 rush yards in a game:vs. Stanford, 2002
(Rashon Powers-Neal 108, Ryan Grant 103)

PASSING

Had 500 or more yards:.....at USC, 1970 (526)
 Had 400 or more yards:at Stanford, 2005 (432)
 Had 300 or more yards:at North Carolina, 2008 (383)
 Had 40 or more pass attempts:vs. Pittsburgh, 2008 (44)
 Had 30-39 pass attempts:vs. Purdue, 2008 (35)
 Had 25-29 pass completions:Stanford, 2008 (29)
 Had 20-24 pass completions:vs. Pittsburgh, 2008 (23)
 Had six passing TDsvs. BYU, 2005 (6)
 Had five passing TDs:at Michigan State, 2006 (5)
 Had four passing TDs:at Air Force, 2006 (4)
 Had three passing TDs:vs. Pittsburgh, 2008 (3)
 Had five passes intercepted:vs. USC, 1967 (7)
 Had four passes intercepted:at Purdue, 2003 (4)
 Had three passes intercepted:vs. Michigan, 2006 (3)

RECEIVING

Had two players with 100 receiving yards in a game:
vs. Pittsburgh, 2008 (Golden Tate - 111, Michael Floyd - 100)

 Had a player with over 150 receiving yards in a game:
vs. North Carolina, 2006 (Jeff Samardzija - 177)

 Had two players with 10 catches in a game:
vs. BYU, 2005 (Maurice Stovall - 14, Jeff Samardzija - 10)

COMBINATION OFFENSE

Had a 200-yard passer and 100-yard rusher in a game:
vs. Purdue, 2008 (Jimmy Clausen - 275, Armando Allen - 134)

 Had a 100-yard receiver and 100-yard rusher in a game:
vs. Purdue, 2008 (Michael Floyd - 100 rec, Armando Allen - 134 rush)

TOTAL OFFENSE

Had 600 or more yards total offense:at Stanford, 2005 (663)
 Had 500-599 yards total offense:vs. Navy, 2005 (505)
 Had 400-499 yards total offense:at Washington, 2008 (459)
 Had 85 or more plays total offense:vs. Navy, 2007 (90)
 Had 75-84 plays total offense:vs. Pittsburgh, 2008 (83)

SCORING

Scored 60 or more points:vs. Rutgers, 1996 (62)
 Scored 50-59 points:at Stanford, 2003 (57)
 Scored 40-49 points:vs. Navy, 2007 (44)
 Scored 30-39 points:vs. Pittsburgh, 2008 (33)
 Allowed 60 or more points:Never
 Allowed 50-59 points:at Miami (Fla.), 1985 (58)
 Allowed 40-49 points:vs. Air Force, 2007 (41)
 Allowed 30-39 points:vs. Pittsburgh, 2008 (36)
 Was held scoreless:USC, 2007 (38-0)
 Was held scoreless at home:USC, 2007 (38-0)
 Was held scoreless on the road:at Michigan, 2007 (38-0)
 Was held without offensive touchdown:at Michigan, 2007 (38-0)
 Held opponent scoreless:vs. Rutgers, 2002 (42-0)
 Held opponent scoreless at home:vs. Rutgers, 2002 (42-0)
 Held opponent scoreless on the road:at Purdue, 1993 (17-0)

Held opponent without offensive touchdown:
at UCLA, 2007 (20-6)

Held opponent scoreless at neutral site:
vs. Maryland (Giants Stadium - East Rutherford, NJ), 2002 (22-0)

Held two opponents scoreless in a season:
2002 vs. Maryland (22-0) vs. Rutgers (42-0)

Held three opponents scoreless in a season:
1976 vs. Purdue (23-0) at Northwestern (49-0), vs. Oregon (41-0)

Held four opponents scoreless in a season:
1966 vs. Army (35-0) vs. North Carolina (32-0), at Oklahoma (38-0),
vs. Pittsburgh (40-0) vs. Duke (64-0), at USC (51-0)

Held five opponents scoreless in a season:
1966 vs. Army (35-0) vs. North Carolina (32-0), at Oklahoma (38-0),
vs. Pittsburgh (40-0) vs. Duke (64-0), at USC (51-0)

Held six opponents scoreless in a season:
1966 vs. Army (35-0) vs. North Carolina (32-0), at Oklahoma (38-0),
vs. Pittsburgh (40-0) vs. Duke (64-0), at USC (51-0)

Had multiple players with multiple TDs in a game:
vs. Navy, 2007 (Travis Thomas - 3, Duval Kamara - 2)

TURNOVERS

Did not commit a turnover:vs. Pittsburgh, 2008
 Committed six or more turnovers:vs. Navy, 1984 (6)
 Committed five turnovers:at North Carolina, 2008 (5)
 Committed four fumbles lost:vs. Michigan State, 1999 (4)
 Committed three fumbles lost:at North Carolina, 2008 (3)
 Recorded six or more takeaways:Michigan, 2008 (6)
 Recorded five takeaways:vs. Washington, 2004 (5)

Returned two or more interceptions for TDs:vs. Stanford, 2002 (2)
(Shane Walton - 18 yards, Courtney Watson - 34 yards)

Returned an interception for a TD:vs. Purdue, 2008 (1)
(Robert Blanton - 47 yards)

Returned a fumble for a TD:Michigan, 2008 (1)
(Brian Smith - 35 yards)

DEFENSE

Held opponent 50 or fewer rushing yards:at Washington, 2008 (26)
 Held opponent to 100 or fewer passing yards: ..at Washington, 2008 (98)
 Held opponent to 201-300 yards total offense:
vs. Duke, 2007 (232)
 Held opponent to 200 or fewer yards total offense: at Washington, 2008 (124)
 Intercepted five or more passes:vs. Purdue, 1988 (5)
 Intercepted four passes:at UCLA, 2007 (4)
 Intercepted three passes:vs. Pittsburgh, 2008 (3)
 Scored a safety:at Stanford, 2003
 Recorded nine or more sacks:vs. Rutgers, 1996 (9)
 Recorded eight sacks:vs. Pittsburgh, 2003 (8)
 Recorded seven sacks:at Stanford, 2005 (7)
 Recorded six sacks:vs. Navy, 2004 (6)
 Recorded five sacks:vs. Stanford, 2008 (5)
 Held opponent to 10 or fewer first downs:
at Washington, 2008 (8)

SPECIAL TEAMS

Returned a punt for a TD:vs. North Carolina, 2006
(Tom Zbikowski, 52 yards)
 Returned a blocked punt for a TD:at Boston College, 2003
(Carlos Campbell, 25 yards)
 Returned a kickoff for a TD:vs. Navy, 2002
(Vontez Duff, 92 yards)

**The
Last Time**

Returned a blocked FG for a TDat Air Force, 2006
(Terrail Lambert, 76 yards)
 Blocked a punt:vs. San Diego State, 2008
(Sergio Brown)
 Punted 10 or more times:USC, 2007 (10)
 Did not punt:at Washington, 2008
 Blocked a field goal:vs. Boston College, 2007
 Had a field goal blocked:at Purdue, 2007
 Blocked a PAT kick:vs. North Carolina, 2006 (2)
 Scored on a blocked PAT attempt:vs. Texas, 1995
 Missed a kicking PAT:at Washington, 2008
 Had a kicking PAT blocked:at Air Force, 2006 (2)
 Had a punt blocked:vs. Pittsburgh, 2008

MISCELLANEOUS

Had 30 or more first downs:vs. Purdue, 2006 (33)
 Had 20-29 first downs:vs. Pittsburgh, 2008 (20)
 Was not penalized:at LSU, 1997
 Had 10 or more penalties:vs. Duke, 2007 (11)
 Had 120 or more yards in penalties:at Rutgers, 2000 (120)
 Had 35 minutes or more of possession time: ..at Washington, 2008 (37:28)
 Was involved in a tie game:at USC, 1994 (17-17)
 Was involved in an overtime game:vs. Pittsburgh, 2008 (L, 33-36)

A NOTRE DAME PLAYER

RUSHING

Rushed for 300 or more yards:Never
 Rushed for 250-299 yards:Julius Jones at Pittsburgh, 2003 (262)
 Rushed for 200-249 yards:Julius Jones at Stanford, 2003 (218)
 Rushed for 175-199 yards:Darius Walker at Stanford, 2005 (186)
 Rushed for 150-174 yards:Darius Walker vs. Army, 2006 (162)
 Rushed for 125-149 yards:Armando Allen vs. Purdue, 2008 (134)
 Rushed for 100-124 yards:Robert Hughes vs. Duke, 2007 (110)
 Quarterback rushed for 100 or more yards:Carlyle Holiday
at Boston College, 2001 (109)
 Rushed 40 or more times:Allen Pinkett at LSU, 1984 (40)
 Rushed 35-39 times:Julius Jones, vs. BYU, 2003 (35)
 Rushed 30-34 times:James Aldridge vs. Navy, 2007 (32)
 Rushed 25-29 times:Darius Walker vs. Stanford, 2006 (25)
 Rushed for four or more TDs:Emmett Mosley vs. Navy, 1994 (4)
 Rushed for three TDs:Travis Thomas vs. Navy, 2007 (3)
 Rushed for two TDs:Robert Hughes, Michigan, 2008 (2)
 Had a run of 80 yards or more:
Terrance Howard at West Virginia, 2000 (80)
 Had a run of 70-79 yards:Arnaz Battle vs. Kansas, 1999 (74)
 Had a run of 60-69 yards:Brady Quinn vs. USC, 2006 (60)
 Had a run of 50-59 yards:Carlyle Holiday at Air Force, 2002 (53)

PASSING

Passed for 500 or more yards:Joe Theismann at USC, 1970 (526)
 Passed for 400-499 yards:Brady Quinn at Stanford, 2005 (432)
 Passed for 300-399 yards: ..Jimmy Clausen at North Carolina, 2008 (383)
 Attempted 50 or more passes: Brady Quinn vs. Michigan State, 2005 (60)
 Attempted 40-49 passes:Jimmy Clausen vs. Pittsburgh, 2008 (44)
 Attempted 30-39 passes:Jimmy Clausen vs. Purdue, 2008 (35)
 Completed 30 or more passes: ..Jimmy Clausen at North Carolina, 2008 (31)
 Completed 20-29 passes:Jimmy Clausen vs. Pittsburgh, 2008 (23)
 Threw five or more TDs:Brady Quinn at Michigan State, 2006 (5)
 Threw four TDs:Brady Quinn at Air Force, 2006 (4)
 Threw three TDsJimmy Clausen vs. Pittsburgh, 2008 (3)
 Threw five or more interceptions:Before 1975
 Threw four interceptions:Brady Quinn at Purdue, 2003 (4)
 Threw three interceptions:Brady Quinn vs. Michigan, 2006 (3)
 Completed a pass of 80 yards or more:
Brady Quinn at Stanford, 2005 (80)
 Completed a pass of 70-79 yards: ..Brady Quinn vs. Tennessee, 2005 (73)
 Completed a pass of 60-69 yards:
Jimmy Clausen vs. Michigan, 2008 (60)
 Completed a pass of 50-59 yards:Brady Quinn at Air Force, 2006 (51)

RECEIVING

Caught 15 or more passes:Never
 Caught 10-14 passes:Michael Floyd vs. Pittsburgh, 2008 (10)
 Caught seven to nine passes:Armando Allen at North Carolina, 2008 (7)
 Had 200 or more yards receiving:Maurice Stovall vs. BYU, 2005 (207)
 Had 175-199 yards receiving: ..Jeff Samardzija vs. North Carolina, 2006 (177)
 Had 150-174 yards receiving:Jeff Samardzija vs. BYU, 2005 (152)
 Had 100-149 yards receiving:Golden Tate vs. Pittsburgh, 2008 (111)
Michael Floyd vs. Pittsburgh, 2008 (100)
 Caught four or more TDs:Maurice Stovall vs. BYU, 2005 (4)
 Caught three TDs:Maurice Stovall vs. Navy, 2005 (3)
 Caught two TDs:Michael Floyd vs. Pittsburgh, 2008 (2)

TOTAL OFFENSE

Had 500 or more yards total offense:Joe Theismann at USC, 1970 (512)
 Had 400-499 yards total offense:Brady Quinn vs. BYU, 2005 (457)
 Had 100 yards both passing and rushing:
Jarious Jackson vs. Oklahoma, 1999 (276 passing, 107 rushing)

SCORING

Accounted for four or more touchdowns:
Brady Quinn at Air Force, 2006 (4 passing)
 Accounted for three touchdowns:
Jimmy Clausen vs. Pittsburgh, 2008 (3 passing)

DEFENSE

Intercepted three or more passes: ..Shane Walton vs. Maryland, 2002 (3)
 Intercepted two passes:Raeshon McNeil vs. Pittsburgh, 2008 (2)
 Recovered three or more fumbles:Never
 Forced two fumbles:Maurice Crum, Jr. at UCLA, 2007 (2)
 Recovered two fumbles:Brian Smith vs. Michigan, 2008 (2)
 Recorded 15 or more tackles:David Bruton vs. Pittsburgh, 2008 (16)
Kyle McCarthy vs. Pittsburgh, 2008 (15)
 Recorded 10-14 tackles:Kyle McCarthy vs. San Diego State, 2008 (14)

SPECIAL TEAMS

Scored 15 or more points kicking:B. Walker vs. Pittsburgh, 2008 (15)
 Scored 10-14 points kicking:Carl Gioia vs. PSU, 2006 (11)
 Kicked five or more field goals:
Nicholas Setta vs. Washington State, 2003 (5)
 Kicked four field goals:Brandon Walker vs. Pittsburgh, 2008 (4)
 Kicked two field goals of 50 or more yards:Never
 Kicked a field goal of 50 or more yards:Nicholas Setta
vs. Maryland, 2002 (51)
 Kicked a punt 70 or more yards:Jim Yoder vs. Texas, 1971 (71)
 Kicked a punt 60-69 yards:Geoffrey Price vs. PSU, 2006 (62)
 Punted 10 or more times:Geoff Price vs. USC, 2007 (10)
 Totaled 175 or more kickoff return yards:
Raghib Ismail at Michigan, 1989 (192)
 Totaled 100 or more punt return yards:
Tom Zbikowski vs. Tennessee, 2005 (118)

AN OPPOSING TEAM

RUSHING

Had 400 or more yards:Pittsburgh, 1975 (411)
 Had 300-399 yards:Stanford, 1997 (322)
 Had 200-299 yards:Michigan State, 2008 (203)
 Had 50 or more rushing attempts:Air Force, 2007 (63)
 Had five or more rush TDs:USC, 2005 (5)
 Had four rush TDs:Navy, 2007 (4)
 Had two or more players with 100 rush yards in a game: Stanford, 1997
(Anthony Bookman - 142, Mike Mitchell - 135)

PASSING

Had 400 or more yards:Washington, 2005 (408)
 Had 300-399 yards:Purdue, 2008 (359)
 Had 60 or more pass attempts:Tennessee, 1990 (60)
 Had 50-59 pass attempts:Purdue, 2008 (55)
 Had 40-49 pass attempts:Boston College, 2007 (49)

The Last Time

Had 30 or more pass completions:Boston College, 2007 (32)
 Had five or more passing TDs:USC, 2004 (5)
 Had four passing TDs:USC, 2007 (4)
 Had three passing TDs:Michigan, 2007 (3)

RECEIVING

Had two players with 100 receiving yards in a game:USC, 2003
(Mike Williams 112, Keary Colbert 120)

TOTAL OFFENSE

Had 600 or more yards total offense:Ohio State, 2006 Fiesta Bowl (617)
 Had 500-599 yards total offense:LSU, 2007 Sugar Bowl (577)
 Had 400-499 yards total offense:Purdue, 2008 (462)
 Had 80 or more plays:Boston College, 2007 (83)
 Had 75-79 plays:Pittsburgh, 2008 (77)

SCORING

Scored 60 or more points:Never
 Scored 50-59 points:Miami (Fla.), 1985 (58)
 Scored 40-49 points:Air Force, 2007 (41)
 Scored 30-39 points:Pittsburgh, 2007 (36)
 Scored a two-point conversion:Navy, 2007

TURNOVERS

Did not commit a turnover:Washington, 2008
 Had three or more fumbles lost:Michigan, 2008 (4)
 Intercepted five or more passes:USC, 1967 (7)
 Intercepted four passes:Purdue, 2003 (4)
 Intercepted three passes:Michigan, 2006 (3)
 Returned an interception for a TD:North Carolina, 2008
(Quan Sturdivant - 32 yards)
 Returned a fumble for a TD:Air Force, 2007
(John Rabold - 19 yards)

DEFENSE

Held ND to 10 or fewer first downs:USC, 2007 (10)
 Scored a safety:LSU, 1998
 Held ND to 50 or fewer rushing yards:Michigan State, 2008 (16)
 Held ND to 101-200 passing yards:Michigan, 2008 (147)
 Held ND to 100 or fewer passing yards:UCLA, 2007 (94)
 Held ND to 201-300 yards total offense:Michigan, 2008 (260)
 Held ND to 200 or fewer yards total offense:USC, 2007 (165)

SPECIAL TEAMS

Returned a punt for a TD: Penn State, 2007 (Derrick Williams - 78 yards)
 Returned a blocked punt for a TD:Michigan State, 2004
(Jerramy Scott - 0 yards)
 Returned a kickoff for a TD:USC, 2006 (Brian Cushing - 42 yards)
 Punted 10 or more times:Rutgers, 2002 (10)
 Did not punt:Miami (Fla.), 1985
 Missed a kicking PAT:San Diego State, 2008

MISCELLANEOUS

Had 30 or more first downs:LSU, 2007 Sugar Bowl (31)
 Had 20-29 first downs:North Carolina, 2008 (21)
 Had 10 or more penalties:Boston College, 2007 (15)
 Had 100 or more yards in penalties:San Diego State, 2008 (100)
 Had 35 minutes or more of possession time: Boston College, 2007 (39:03)
 Had one 100-yard receiver and one 100-yard rusher:USC, 2006
(C.J. Cable, 107 rushing, Dwayne Jarrett, 132 receiving)

AN OPPOSING PLAYER

RUSHING

Rushed for 300 or more yards:Tony Dorsett, Pittsburgh, 1975 (303)
 Rushed for 200-299 yards:Javon Ringer, Michigan State, 2008 (201)
 Rushed for 150-199 yards:LeSean McCoy, Pittsburgh, 2008 (169)
 Rushed for 100-149 yards:Toby Gerhart, Stanford, 2008 (104)
 Rushed 40 or more times:Craig Heyward, Pittsburgh, 1987 (42)
 Rushed 30-39 times:LeSean McCoy, Pittsburgh, 2008 (32)
 Rushed 25-29 times:Sam McGuffie, Michigan, 2008 (25)

Rushed for five or more TDs:Walter Reyes, Syracuse, 2003 (5)
 Rushed for four TDs:Walter Reyes, Syracuse, 2003 (5)
 Rushed for three TDs:Reggie Bush, USC, 2005 (3)
 Rushed for two TDs:Javon Ringer, Michigan State, 2008 (2)
 Had a run of 80 yards or more:Sherman Lewis, Michigan State, 1963 (85)
 Had a run of 70-79 yards:Walter Reyes, Syracuse, 2003 (71)
 Had a run of 60-69 yards:Javon Ringer, Michigan State, 2008 (63)
 Had a run of 50-59 yards:Joe McKnight, USC, 2007 (51)

PASSING

Passed for 500 or more yards:Never
 Passed for 400-499 yards:Matt Leinart, USC, 2004 (400)
 Passed for 300-399 yards:Curtis Painter, Purdue, 2008 (359)
 Attempted 60 or more passes:Andy Kelly, Tennessee, 1990 (60)
 Attempted 50-59 passes:Curtis Painter, Purdue, 2008 (55)
 Attempted 40-49 passes:Matt Ryan, Boston College, 2007 (49)
 Completed 30 or more passes:Matt Ryan, Boston College, 2007 (32)
 Completed 20-29 passes:Curtis Painter, Purdue, 2008 (29)
 Threw five or more TDs:Matt Leinart, USC, 2004 (5)
 Threw four TDs:Mark Sanchez, USC, 2007 (4)
 Threw three TDs:Ryan Mallett, Michigan, 2007 (3)
 Completed a pass of 90 yards or more:Kyle Orton, Purdue, 2004 (97)
 Completed a pass of 80-89 yards:Curtis Painter, Purdue, 2006 (88)
 Completed a pass of 70-79 yards:Joe Dailey, North Carolina, 2006 (72)
 Completed a pass of 60-69 yards:Chad Henne, Michigan, 2006 (69)
 Completed a pass of 50-59 yards: Anthony Morelli, Penn State, 2007 (51)

RECEIVING

Caught 10 or more passes:Desmond Tardy, Purdue, 2008 (10)
 Caught seven to nine passes:Hakeem Nicks, North Carolina, 2008 (9)
 Had 200 or more yards receiving:Selwyn Lymon, Purdue, 2006 (238)
 Had 150-199 yards receiving:Desmond Tardy, Purdue, 2008 (175)
 Had 100-149 yards receiving:Hakeem Nicks, North Carolina, 2008 (141)
 Caught three or more TD passes:Dwayne Jarrett, USC, 2006 (3)
 Caught two TD passes:Kellen Davis, Michigan State, 2007 (2)

SCORING

Accounted for five or more touchdowns:Matt Leinart, USC, 2004
(5 passing)

Accounted for four touchdowns:Matt Trannon, Michigan State, 2005
(3 receiving, 1 rushing)

Accounted for three touchdowns:
Shaun Carney, Air Force (1 rushing, 2 passing)

DEFENSE

Intercepted three or more passes:Rod Johnson, N.C. State, 2003 (3)
 Intercepted two passes:Otis Wiley, Michigan State, 2008 (2)
 Recorded three or more sacks:Bruce Davis, UCLA, 2007 (3.0)
 Recorded two sacks:Bruce Carter, North Carolina, 2008 (2.0)

SPECIAL TEAMS

Kicked four or more field goals:Conor Lee, Pittsburgh, 2004 (5)
 Kicked a field goal 50 or more yards:Matt Payne, BYU, 2004 (53)
 Kicked a punt of 65 or more yards:Jared Armstrong, Purdue, 2006 (69)
 Totaled 100 or more kick return yards:Karl Whittaker, Navy, 2005 (159)

The Charlie Weis
Record Book

TEAM RECORDS - OFFENSE

most points in a game

49	BYU	10.22.05
49	at Purdue	10.1.05
45	North Carolina	11.4.06
44	Navy	11.3.07
42	Navy	11.12.05
42	at Pittsburgh	9.3.05
41	Penn State	9.9.06
41	Tennessee	11.5.05
41	Michigan State	9.17.05
41	Army	11.18.06

most points in a half

35 (1st)	at Pittsburgh	9.3.05
31 (1st)	North Carolina	11.4.06
28 (1st)	Michigan	9.13.08
28 (1st)	at Purdue	10.1.05
28 (2nd)	BYU	10.22.05
28 (1st)	Navy	11.12.05
28 (1st)	Purdue	9.30.06
27 (1st)	at Air Force	11.11.06
26 (2nd)	at Michigan State	9.23.06
24 (2nd)	Purdue	9.27.08
24 (2nd)	at Washington	9.24.05
24 (2nd)	at Stanford	11.26.05

most points in a quarter

28 (2nd)	at Pittsburgh	9.3.05
21 (3rd)	Purdue	9.27.08
21 (1st)	Michigan	9.13.08
21 (2nd)	Navy	11.12.05
21 (3rd)	BYU	10.22.05
21 (2nd)	at Purdue	10.1.05
20 (2nd)	Army	11.18.06
20 (4th)	Tennessee	11.5.05
20 (1st)	at Air Force	11.11.06
19 (4th)	at Michigan State	9.23.06
18 (4th)	at Stanford	11.26.05

margin of victory

32	Army	11.18.06
26	at Washington	10.25.08
26	BYU	10.22.05
24	Syracuse	11.19.05
24	Penn State	9.9.06
24	vs. Navy	10.28.06
22	at Air Force	11.11.06
21	at Pittsburgh	9.3.05
21	at Purdue	10.1.05
21	Navy	11.12.05
21	Stanford	10.7.06
21	Duke	11.17.07

fewest points in a game

0	at Michigan	9.15.07
0	USC	10.20.07
3	Georgia Tech	9.1.07
7	at Michigan State	9.20.08
10	at Penn State	9.8.07
14	Boston College	10.13.07
14	Michigan State	9.22.07
14	at Georgia Tech	9.2.06
14	vs. LSU	1.3.07
17	at Michigan	9.10.05

fewest points in a half

0 (1st)	at Michigan State	9.20.08
0 (1st)	USC	10.20.07
0 (2nd)	USC	10.20.07
0 (1st)	Boston College	10.13.07
0 (1st)	at Purdue	9.29.07
0 (2nd)	Michigan State	9.22.07
0 (1st)	at Michigan	9.15.07
0 (2nd)	at Michigan	9.15.07
0 (1st)	Georgia Tech	9.1.07
0 (2nd)	vs. LSU	1.3.07

most rushing yards in a game

275	at Pittsburgh	9.3.05
252	at Washington	10.25.08
235	Navy	11.3.07
233	at Washington	9.24.05
231	at Stanford	11.26.05
221	Army	11.18.06
221	Navy	11.12.05
220	Duke	11.17.07
204	Stanford	10.7.06
201	Purdue	9.27.08

fewest rushing yards in a game

-8	Georgia Tech	9.1.07
-6	at Michigan	9.15.07
0	at Penn State	9.8.07
4	Michigan	9.16.06
16	at Michigan State	9.20.08
27	Boston College	10.13.07
41	UCLA	10.21.06
44	BYU	10.22.05
46	at UCLA	10.6.07
47	at Michigan State	9.23.06

most carries

63	Navy	11.3.07
52	USC	11.15.05
50	at Stanford	11.26.05
50	at Purdue	10.1.05
50	at Pittsburgh	9.3.05
49	at Washington	10.25.08
48	Duke	11.17.07
47	at Washington	9.24.05
44	at Michigan	9.10.05
43	Purdue	9.30.06

highest average gain per rush (min. 20)

6.5	at Air Force	11.11.06	27-176
6.3	Army	11.18.06	35-221
5.7	Navy	11.12.05	39-221
5.5	at Pittsburgh	9.3.05	50-275
5.2	Stanford	10.7.06	39-204
5.1	at Washington	10.25.08	49-252
5.0	Purdue	9.27.08	40-201
5.0	at Washington	9.24.05	47-233
4.8	vs. Navy	10.28.06	37-176
4.6	at Stanford	11.26.05	50-231
4.6	vs. LSU	1.3.07	31-143
4.6	vs. Duke	11.17.07	48-220

most rushing TDs scored

4	Navy	11.3.07
4	at Purdue	10.1.05
4	at Pittsburgh	9.3.05
3	at Washington	10.25.08
3	at Stanford	11.24.07
3	vs Ohio State	1.2.06
3	at Washington	9.24.05
3	Purdue	9.30.06
3	Army	11.18.06
2	Michigan	9.13.08
2	Michigan State	9.22.07
2	Navy	11.12.05
2	at Stanford	11.26.05
2	USC	11.15.05
2	at Georgia Tech	9.2.06
2	vs. Navy	10.28.06

most passes attempted

60	Michigan State	9.17.05
52	at Purdue	9.29.07
49	Boston College	10.13.07
49	Michigan	9.16.06
48	at North Carolina	10.11.08
45	UCLA	10.21.06
45	vs Ohio State	1.2.06
45	at USC	11.25.06
44	Pittsburgh	11.1.08
41	BYU	10.22.05
41	at Michigan State	9.20.08

most passes completed

34	at Purdue	9.29.07
33	Michigan State	9.17.05
32	BYU	10.22.05
31	at North Carolina	10.11.08
30	at Purdue	10.1.05
29	Stanford	10.4.08
29	vs Ohio State	1.2.06
29	Purdue	9.30.06
27	UCLA	10.21.06
27	Stanford	10.7.06

highest completion percentage (min. 10 att.)

78.0	BYU	10.22.05	32-41
76.9	at Purdue	10.1.05	30-39
76.3	Purdue	9.30.06	29-38
73.7	at Air Force	11.11.06	14-19
73.3	Army	11.18.06	22-30
72.5	Stanford	10.4.08	29-40
72.0	vs. Navy	10.28.06	18-25
71.1	Stanford	10.7.06	27-38
71.0	Navy	11.12.05	22-31
69.4	Penn State	9.9.06	25-36

most passing yards

487	Michigan State	9.17.05
468	at Purdue	10.1.05
467	BYU	10.22.05
432	at Stanford	11.26.05
383	at North Carolina	10.11.08
377	at Purdue	9.29.07
347	Stanford	10.4.08
346	North Carolina	11.4.06
327	at Washington	9.24.05
319	at Michigan State	9.23.06

most passing ypa (min. 10 att.)

12.0	at Purdue	10.1.05	39-468
11.8	vs. Navy	10.28.06	25-295
11.4	BYU	10.22.05	41-467
11.4	at Stanford	11.26.05	38-432
10.9	at Air Force	11.11.06	19-207
9.4	North Carolina	11.4.06	37-346
9.2	Navy	11.12.05	31-284
8.9	Tennessee	11.5.05	33-295
8.9	at Michigan State	9.23.06	36-319
8.8	at Washington	9.24.05	37-327

most passing yards per comp. (min. 5 comp.)

17.3	at Stanford	11.26.05	25-432
16.4	vs. Navy	10.28.06	18-295
15.9	at Michigan State	9.23.06	20-319
15.6	at Purdue	10.1.05	30-468
15.0	North Carolina	11.4.06	23-346
14.8	Michigan State	9.17.05	33-487
14.8	Tennessee	11.5.05	20-295
14.8	at Air Force	11.11.06	14-207
14.7	Michigan	9.13.08	10-147
14.6	BYU	10.22.05	32-467

most touchdown passes

6	BYU	10.22.05
5	Michigan State	9.17.05
5	at Michigan State	9.23.06
4	at Air Force	11.11.06
4	North Carolina	11.4.06
4	Navy	11.12.05
3	Pittsburgh	11.1.08
3	Stanford	10.4.08
3	Purdue	9.27.08
3	San Diego State	9.6.08
3	Duke	11.17.07
3	Air Force	11.10.07
3	Army	11.18.06
3	Tennessee	11.5.05
3	at Stanford	11.26.05
3	at Purdue	10.1.05
3	Stanford	10.7.06
3	Penn State	9.9.06
3	Michigan	9.16.06
3	vs. Navy	10.28.06

The Charlie Weis
Record Book

3	at USC	11.25.06
3	at Purdue	9.29.07
most passes had intercepted		
3	Michigan	9.16.06
2	at North Carolina	10.11.08
2	at Michigan State	9.20.08
2	Michigan	9.13.08
2	San Diego State	9.6.08
2	Boston College	10.13.07
2	at Stanford	11.26.05
2	at Purdue	10.1.05
2	vs. LSU	1.3.07
2	at Michigan	9.15.07
2	at Purdue	9.29.07
highest passing efficiency rating (min. 11 att.)		
234.7	at Air Force	11.11.06
222.0	BYU	10.22.05
210.7	vs. Navy	10.28.06
192.9	at Purdue	10.1.05
184.1	Navy	11.12.05
176.8	at Stanford	11.26.05
176.4	North Carolina	11.4.06
170.3	at Michigan State	9.23.06
170.1	Stanford	10.4.08
165.7	Tennessee	11.5.05
most total offense plays		
98	Michigan State	9.17.05 38r,60p
90	Navy	11.3.07 63r,27p
89	at Purdue	10.1.05 50r,39p
88	at Stanford	11.26.05 50r,38p
87	USC	11.15.05 52r,35p
84	at Washington	9.24.05 47r,37p
83	Pittsburgh	11.1.08 39r,44p
81	Purdue	9.30.06 43r,38p
80	Duke	11.17.07 48r, 32p
80	UCLA	10.21.06 35r,45p
most total offense yards gained		
663	at Stanford	11.26.05 231r,432p
621	at Purdue	10.1.05 153r,468p
594	Michigan State	9.17.05 107r,487p
560	at Washington	9.24.05 233r,327p
511	BYU	10.22.05 44r,467p
505	Navy	11.12.05 221r,284p
502	at Pittsburgh	9.3.05 275r,227p
476	Purdue	9.27.08 201r, 275p
472	at North Carolina	10.11.08 89r,383p
471	vs. Navy	10.28.06 176r, 295p
highest average gain per play		
8.3	at Air Force	11.11.06 46-383
8.0	BYU	10.22.05 64-511
7.6	vs. Navy	10.28.06 62-471
7.5	at Stanford	11.26.05 88-663
7.2	Navy	11.12.05 70-505
7.0	at Purdue	10.1.05 89-621
6.9	at Michigan State	9.23.06 53-366
6.8	Army	11.18.06 65-439
6.7	at Washington	9.24.05 84-560
6.5	at Pittsburgh	9.3.05 77-502
most all-purpose yards gained		
794	at Stanford	11.26.05
716	Michigan State	9.17.05
698	BYU	10.22.05
683	at Purdue	10.1.05
646	North Carolina	11.4.06
622	at Washington	9.24.05
605	Tennessee	11.5.05
592	at North Carolina	10.11.08
580	Purdue	9.27.08
577	Navy	11.12.05
most all-purpose attempts		
97	Navy	11.3.07
92	Pittsburgh	11.1.08

85	at North Carolina	10.11.08
85	at Stanford	11.26.05
84	at Purdue	10.1.05
82	at Washington	10.25.08
81	USC	11.15.05
81	Purdue	9.27.08
78	Michigan State	9.17.05
76	at Washington	9.24.05
76	Purdue	9.30.06
most touchdowns scored		
7	at Purdue	10.1.05
7	BYU	10.22.05
6	Navy	11.3.07
6	Army	11.18.06
6	at Air Force	11.11.06
6	North Carolina	11.4.06
6	Navy	11.12.05
6	at Pittsburgh	9.3.05
6	at Michigan State	9.23.06
5	Purdue	9.27.08
5	Tennessee	11.5.05
5	at Stanford	11.26.05
5	Penn State	9.9.06
5	Michigan State	9.17.05
5	Purdue	9.30.06
5	vs. Navy	10.28.06
most first downs in a game		
33	at Pittsburgh	9.3.05
33	Purdue	9.30.06
32	at Purdue	10.1.05
31	Michigan State	9.17.05
31	at Washington	9.24.05
30	at Stanford	11.26.05
29	Navy	11.12.05
29	Stanford	10.7.06
28	USC	11.15.05
27	at North Carolina	10.11.08
27	BYU	10.22.05
27	Navy	11.3.07
fewest first downs in a game		
9	Michigan State	9.22.07
9	at Penn State	9.8.07
10	USC	10.20.07
10	at Michigan	9.15.07
12	at UCLA	10.6.07
13	Georgia Tech	9.1.07
13	at Michigan State	9.23.06
14	Michigan	9.13.08
14	Boston College	10.13.07
14	Michigan	9.16.06
14	Tennessee	11.5.05
most time of possession		
38:40	USC	11.15.05
38:01	Purdue	9.30.06
37:28	at Washington	10.25.08
36:56	at Washington	9.24.05
36:03	at Purdue	10.1.05
35:49	Michigan State	9.17.05
35:35	Duke	11.17.07
35:25	at Georgia Tech	9.2.06
35:26	Purdue	9.27.08
34:40	Stanford	10.7.06
least time of possession		
20:57	Boston College	10.13.07
21:25	at Air Force	11.11.06
24:21	at Michigan State	9.23.06
25:45	at Stanford	11.24.07
25:54	Air Force	11.10.07
26:00	at Penn State	9.8.07
26:04	Michigan	9.16.06
26:15	at Michigan State	9.20.08
26:16	at Michigan	9.15.07
26:21	BYU	10.22.05

most third down conversions		
10	at North Carolina	10.11.08
10	at Purdue	10.1.05
10	USC	11.15.05
10	at Pittsburgh	9.3.05
10	Duke	11.17.07
9	Navy	11.3.07
9	Navy	11.12.05
9	vs. Ohio State	1.2.06
8	vs. LSU	1.3.07
8	North Carolina	11.4.06
8	BYU	11.12.05
8	at Stanford	11.26.05
8	Purdue	9.30.06
fewest third down conversions		
1	at Michigan State	9.23.06
2	at Penn State	9.8.07
2	Michigan	9.16.06
3	Michigan	9.13.08
3	San Diego State	9.6.08
3	at UCLA	10.6.07
3	at Air Force	11.11.06
4	Stanford	10.4.08
4	at Stanford	11.24.07
4	Air Force	11.10.07
4	USC	10.20.07
4	at Michigan	9.15.07
4	UCLA	10.21.06
4	at Michigan	9.10.05
most fourth down conversions		
6	Navy	11.3.07
4	at Purdue	9.29.07
4	UCLA	10.21.06
4	Penn State	9.9.06
3	Purdue	9.27.08
3	vs. Navy	10.28.06
3	Michigan State	9.17.05
2	at Washington	10.25.08
2	Stanford	10.4.08
2	Air Force	11.10.07
2	at USC	11.25.06
2	at Georgia Tech	9.2.06
2	Syracuse	11.19.05
2	at Michigan State	9.23.06
2	Purdue	9.30.06
2	Georgia Tech	9.1.07
TEAM RECORDS - SPECIAL TEAMS		
most punts		
10	USC	10.20.07
10	at Penn State	9.8.07
9	at UCLA	10.6.07
9	at Michigan	9.10.05
9	Michigan State	9.22.07
7	at Michigan	9.15.07
7	Georgia Tech	9.1.07
7	UCLA	10.21.06
7	Michigan	9.16.06
7	at Michigan State	9.23.06
most punt returns		
6	at Stanford	11.26.05
5	North Carolina	11.4.06
4	at Stanford	11.24.07
4	USC	11.15.05
4	at Georgia Tech	9.2.06
3	at Michigan State	9.20.08
3	San Diego State	9.6.08
3	USC	10.20.07
3	Boston College	10.13.07
3	at Michigan	9.15.07
3	Army	11.18.06
3	Tennessee	11.5.05
3	Syracuse	11.19.05
3	Duke	11.17.07

The Charlie Weis
Record Book

most punt return yards

118	Tennessee	11.5.05
87	USC	11.15.05
84	North Carolina	11.4.06
64	at Stanford	11.24.07
41	San Diego State	9.6.08
37	Navy	11.3.07
34	Boston College	10.13.07
34	at Stanford	11.26.05
31	at Washington	9.24.05
30	at Georgia Tech	9.2.06

highest avg. gain per punt return (min. 2 ret.)

39.3	Tennessee	11.5.05	3-118
21.8	USC	11.15.05	4-87
18.5	Navy	11.3.07	2-37
16.8	North Carolina	11.4.06	5-84
16.0	at Stanford	11.24.07	4-64
15.5	at Washington	9.24.05	2-31
13.7	San Diego State	9.6.08	3-41
12.5	Navy	11.12.05	2-25
11.3	Boston College	10.13.07	3-34
11.0	Michigan State	9.17.05	2-22

most kick returns

8	Georgia Tech	9.1.07
8	at Purdue	9.29.07
7	at North Carolina	10.11.08
7	Michigan	9.16.06
7	at USC	11.25.06
6	Air Force	11.10.07
6	vs. LSU	1.3.07
5	Pittsburgh	11.1.08
5	at Michigan State	9.20.08
5	Navy	11.3.07
5	USC	10.20.07
5	Michigan State	9.22.07
5	at Michigan	9.15.07
5	BYU	10.22.05

most kick return yards

158	Michigan	9.16.06
147	at Michigan State	9.20.08
142	at USC	11.25.06
133	at Michigan	9.15.07
132	at Purdue	9.29.07
131	Navy	11.3.07
128	vs. LSU	1.3.07
120	at North Carolina	10.11.08
117	Air Force	11.10.07
112	Georgia Tech	9.1.07

highest avg. gain per kick return (min. 2 ret.)

39.5	at Georgia Tech	9.2.06	2-79
31.0	at Purdue	10.1.05	2-62
29.4	at Michigan State	9.20.08	5-147
27.5	North Carolina	11.4.06	4-110
26.6	at Michigan	9.15.07	5-133
26.2	Navy	11.3.07	5-131
26.2	Purdue	9.27.08	4-105
25.3	at Penn State	9.8.07	4-101
24.8	at Michigan State	9.23.06	4-99
24.7	San Diego State	9.6.08	3-74

TEAM RECORDS - DEFENSE

most points allowed

47	Michigan	9.16.06
46	Navy	11.3.07
44	Michigan State	9.17.05
44	at USC	11.25.06
41	vs. LSU	1.3.07
41	Air Force	11.10.07
38	at Michigan	9.15.07
38	USC	10.20.07
37	at Michigan State	9.23.06
36	Pittsburgh	11.1.08

most points allowed (half)

34	Michigan (first)	9.16.06
----	------------------	---------

31	at Michigan State (first)	9.23.06
31	at Michigan (first)	9.15.07
28	at Purdue (second)	10.1.05
24	Michigan State (first)	9.17.05
24	Air Force (second)	11.10.07
23	USC (second)	11.25.06
23	Purdue (first)	9.29.07
21	Pittsburgh (second)	11.1.08
21	Ohio State (first)	1.2.06
21	USC (first)	11.25.06
21	LSU (first)	1.3.07
21	USC (second)	10.20.07

most points allowed (quarter)

21	at Michigan (second)	9.15.07
20	Michigan (first)	9.16.06
17	Michigan State (first)	9.23.06
17	Stanford (fourth)	11.26.05
16	USC (fourth)	11.25.06
14	Pittsburgh (third)	11.1.08
14	Stanford (fourth)	10.4.08
14	Georgia Tech (fourth)	9.1.07
14	Michigan State (first)	9.22.07
14	Michigan State (third)	9.22.07
14	Boston College (third)	10.13.07
14	USC (third)	10.20.07
14	Navy (second)	11.3.07
14	Air Force (third)	11.10.07
14	Michigan State (first)	9.17.05
14	Michigan State (third)	9.17.05
14	Washington (fourth)	9.24.05
14	Purdue (third)	10.1.05
14	Purdue (fourth)	10.1.05
14	USC (first)	10.15.05
14	Ohio State (second)	1.2.06
14	Penn State (fourth)	9.9.06
14	Michigan (second)	9.16.06
14	Michigan State (second)	9.23.06
14	UCLA (second)	10.21.06
14	Navy (second)	10.28.06
14	USC (first)	11.25.06
14	LSU (first)	1.3.07

fewest points allowed

6	at UCLA	10.6.07
7	at Washington	10.25.08
7	Duke	11.17.07
9	Army	11.18.06
10	Syracuse	11.19.05
10	at Michigan	9.10.05
10	at Georgia Tech	9.2.06
13	San Diego State	9.6.08
14	vs. Navy	10.28.06
14	at Stanford	11.24.07

fewest points allowed (half)

0	at Washington (first)	10.25.08
0	Michigan (second)	9.13.08
0	at Purdue (first)	10.1.05
0	at Georgia Tech (second)	9.2.06
0	Penn State (first)	9.2.06
0	vs. Navy (second)	10.28.06
3	Pittsburgh (first)	11.1.08
3	at Michigan (first)	9.10.05
3	at Washington (first)	9.24.05
3	Syracuse (first)	11.19.05
3	Stanford (first)	10.7.06
3	UCLA (second)	10.21.06
3	at Air Force (first)	11.11.06
3	Army (first)	11.18.06

fewest points allowed (quarter)

0	Pittsburgh (second)	11.1.08
0	at Washington (third)	10.25.08
0	at Washington (second)	10.25.08
0	at Washington (third)	10.25.08
0	Stanford (first)	10.4.08
0	Stanford (third)	10.4.08
0	Purdue (fourth)	9.27.08

0	Michigan (third)	9.13.08
0	Michigan (fourth)	9.13.08
0	San Diego State (first)	9.6.08
0	San Diego State (fourth)	9.6.08
0	at Pittsburgh (third)	9.3.05
0	at Michigan (first)	9.10.05
0	at Michigan (third)	9.10.05
0	Michigan State (fourth)	9.17.05
0	at Washington (first)	9.24.05
0	at Washington (third)	9.24.05
0	at Purdue (first)	10.1.05
0	at Purdue (second)	10.1.05
0	USC (second)	10.8.05
0	BYU (second)	10.22.05
0	BYU (fourth)	10.22.05
0	Tennessee (fourth)	11.5.05
0	Navy (second)	11.12.05
0	Syracuse (second)	11.19.05
0	Syracuse (third)	11.19.05
0	Stanford (third)	11.26.05
0	at Georgia Tech (third)	9.2.06
0	at Georgia Tech (fourth)	9.2.06
0	Penn State (first)	9.9.06
0	Penn State (second)	9.9.06
0	at Michigan State (fourth)	9.23.06
0	Purdue (third)	9.30.06
0	Stanford (second)	10.7.06
0	Stanford (third)	10.7.06
0	UCLA (first)	10.21.06
0	UCLA (third)	10.21.06
0	vs. Navy (first)	10.28.06
0	vs. Navy (third)	10.28.06
0	vs. Navy (fourth)	10.28.06
0	North Carolina (fourth)	11.4.06
0	at Air Force (second)	11.11.06
0	Army (second)	11.18.06
0	Army (third)	11.18.06
0	at Michigan (fourth)	9.15.07
0	Michigan State (fourth)	9.22.07
0	at UCLA (third)	10.6.07
0	at UCLA (fourth)	10.6.07
0	Boston College (fourth)	10.13.07
0	Navy (first)	11.3.07
0	Duke (first)	11.17.07
0	Duke (second)	11.17.07
0	Duke (third)	11.17.07
0	at Stanford (third)	11.24.07
0	at Stanford (fourth)	11.24.07

margin of defeat

38	at Michigan	9.15.07
38	USC	10.20.07
30	Georgia Tech	9.1.07
27	vs. LSU	1.3.07
26	Michigan	9.16.06
21	at Penn State	9.8.07
20	at USC	11.25.06
17	Michigan State	9.22.07
17	Air Force	11.10.07
16	at Michigan State	9.20.08

most rushing yards allowed

289	at Michigan (61)	9.15.07
285	Air Force (63)	11.10.07
275	vs. Ohio State (36)	1.2.06
271	vs. Navy (56)	10.28.06
259	Georgia Tech (43)	9.1.07
257	Navy (66)	11.3.07
248	at Michigan State (43)	9.23.06
245	vs. LSU (37)	1.3.07
239	Navy (58)	11.12.05
227	USC (36)	10.20.07

fewest rushing yards allowed

-11	at Stanford (25)	11.26.05
26	at Washington (23)	10.25.08
26	UCLA (28)	10.21.06
31	UNC (25)	11.4.06
41	at Washington (22)	9.24.05

The Charlie Weis
Record Book

58	Army (36)	11.18.06
71	San Diego State	9.6.08
72	Stanford (31)	10.7.06
75	BYU (34)	10.22.05
89	at UCLA (37)	10.6.07

highest avg. per rush (min. 20)

7.64	vs. Ohio State (36-275)	1.2.06
6.83	at Purdue (24-164)	10.1.05
6.62	vs. LSU (37-245)	1.3.07
6.31	USC (36-227)	10.20.07
6.02	Georgia Tech (43-259)	9.1.07
5.76	at Michigan State (43-248)	9.23.06
5.65	USC (31-175)	10.15.05
4.94	Boston College (34-168)	10.13.07
4.84	Navy (56-271)	10.28.06
4.79	Penn State (33-158)	9.9.06

lowest avg. per rush (min. 20)

-0.44	at Stanford (25-(-11))	11.26.05
0.93	UCLA (28-26)	10.21.06
1.13	at Washington (23-26)	10.25.08
1.24	UNC (25-31)	11.4.06
1.61	Army (36-58)	11.18.06
1.86	at Washington (22-41)	9.24.05
2.21	BYU (34-75)	10.22.05
2.32	Stanford (31-72)	10.7.06
2.41	at UCLA (37-89)	10.6.07
2.79	Tennessee (39-109)	11.5.05

most rushing TDs allowed

5	USC	10.15.05
4	Navy	11.3.07
3	vs. LSU	1.3.07
3	Georgia Tech	9.1.07
2	Pittsburgh	11.1.08
2	at North Carolina	10.11.08
2	at Michigan State	9.20.08
2	Michigan State	9.17.05
2	at Purdue	10.1.05
2	Navy	11.12.05
2	vs. Ohio State	1.2.06
2	at Penn State	9.8.07
2	at Michigan	9.15.07
2	Boston College	10.13.07
2	Air Force	11.10.07
2	at Stanford	11.24.07
2	at USC	11.25.06
2	vs. Navy	10.28.06

fewest rushing TDs allowed

0	at Washington	10.25.08
0	at Michigan	9.10.05
0	Syracuse	11.19.05
0	Stanford	11.26.05
0	at Georgia Tech	9.2.06
0	Stanford	10.7.06
0	UCLA	10.21.06
0	UNC	11.4.06
0	at Air Force	11.11.06
0	Army	11.18.06
0	Michigan State	9.22.07
0	at UCLA	10.6.07

highest completion percentage (min. 10 att.)

73.7	at Air Force	11.11.06	14-19
69.6	Michigan	9.13.08	16-23
67.9	vs. Ohio State	1.2.06	19-28
65.3	Boston College	10.13.07	32-49
64.3	Stanford	10.4.08	29-40
63.9	at Stanford	11.26.05	23-36
62.5	Air Force	11.10.07	10-16
61.8	vs. LSU	1.3.07	21-34
60.7	at USC	11.25.06	17-28
59.5	at Purdue	9.29.07	22-37

lowest completion percentage (min. 10 att.)

38.1	Army	11.18.06	8-21
40.0	Navy	11.12.05	4-10

40.6	Tennessee	11.5.05	13-32
40.9	Syracuse	11.19.05	9-22
42.1	at UCLA	10.6.07	16-38
43.2	at Michigan	9.10.05	19-44
43.8	at Michigan	9.15.07	7-16
44.0	at Washington	10.25.08	11-25
45.5	at Stanford	11.24.07	15-33
45.8	Michigan State	9.22.07	11-24
45.8	Georgia Tech	9.1.07	11-24

most pass yards allowed

408	at Washington	9.24.05
359	Purdue	9.27.08
350	at Purdue	10.1.05
347	at Stanford	11.26.05
346	North Carolina	11.4.06
342	vs. Ohio State	1.2.05
327	Michigan State	9.17.05
319	at Michigan State	9.23.06
317	BYU	10.22.05
316	Purdue	9.30.06

fewest pass yards allowed

43	vs. Navy	10.28.06
75	Navy	11.12.05
78	Syracuse	11.19.05
81	Navy	11.3.07
90	at Michigan	9.15.07
92	Army	11.18.06
98	at Washington	10.25.08
120	Air Force	11.10.07
121	Georgia Tech	9.1.07
131	at Penn State	9.8.07

most interceptions

4	at UCLA	10.6.07
3	Pittsburgh	11.1.08
3	Stanford	10.4.08
2	Michigan	9.13.08
2	Tennessee	10.5.05
2	BYU	10.22.05
2	USC	10.15.05
2	at Michigan State	9.23.06
2	Army	11.18.06
2	at USC	11.25.06
2	at Purdue	9.29.07
2	at Stanford	11.24.07

fewest interceptions

0	at Washington	10.25.08
0	at North Carolina	10.11.08
0	at Michigan State	9.20.08
0	Georgia Tech	9.1.07
0	at Michigan	9.15.07
0	USC	10.20.07
0	Navy	11.3.07
0	Air Force	11.10.07
0	Duke	11.17.07
0	at Stanford	11.25.05
0	vs. Ohio State	1.2.06
0	at Georgia Tech	9.2.06
0	Purdue	9.30.06
0	vs. Navy	10.28.06
0	North Carolina	11.4.06
0	at Air Force	11.11.06

most total offense yards

617	vs. Ohio State	1.2.06
577	vs. LSU	1.3.07
514	at Purdue	10.1.05
490	Purdue	9.30.06
488	Michigan State	9.17.05
476	USC	10.15.05
462	Purdue	9.27.08
462	USC	10.20.07
459	Boston College	10.13.07
449	at Washington	9.24.05

fewest total offense yards

124	at Washington	10.25.08
150	Army	11.18.06
221	Syracuse	11.19.05
226	Stanford	10.7.06
232	Duke	11.17.07
243	UCLA	10.21.06
244	North Carolina	11.4.06
259	at Georgia Tech	9.2.06
282	at UCLA	10.6.07
295	at Penn State	9.8.07

most plays

83	Boston College	10.13.07
82	at Purdue	10.1.05
79	Air Force	11.10.07
79	at Air Force	11.11.06
79	at Purdue	9.29.07
79	BYU	10.22.05
77	Pittsburgh	11.1.08
77	at Michigan	9.15.07
75	at UCLA	10.6.07
75	Navy	11.3.07
74	San Diego State	9.6.08

fewest plays

48	at Washington	10.25.08
49	North Carolina	11.4.06
49	Stanford	10.7.06
52	at Georgia Tech	9.1.06
57	Army	11.18.06
60	USC	11.25.06
60	Syracuse	11.19.05
61	Stanford	10.7.06
62	at Washington	9.24.05
63	Michigan State	9.17.05
63	Michigan	9.16.06

most first downs

31	vs. LSU	1.3.07
29	at Purdue	
27	at Purdue	9.29.07
27	vs. Ohio State	
26	BYU	
25	at Michigan	9.15.07
25	Penn State	9.9.06
24	Purdue	9.30.06
24	at Air Force	11.11.06
24	USC	10.20.07

fewest first downs

9	at Washington	10.25.08
10	North Carolina	11.4.06
11	Syracuse	11.19.05
12	UCLA	10.21.07
12	Army	11.18.06
14	at Stanford	11.26.05
14	Stanford	10.7.06
14	at Georgia Tech	9.1.06
15	at Michigan	9.10.05
16	Duke	11.17.07
16	at Michigan State	9.20.08

most fumble returns for TD

1	Michigan	9.13.08
1	Penn State	9.9.06
1	at UCLA	10.6.07

most fumble return yards

35	Michigan	9.13.08
34	at UCLA	10.6.07
25	Penn State	9.9.06

most interception returns for TD

1	Michigan State	9.23.06
1	at Penn State	9.8.07
1	Boston College	10.13.07

The Charlie Weis
Record Book

most interception returns

4	at UCLA	10.6.07
3	Pittsburgh	11.1.08
2	Michigan	9.13.08
2	at Stanford	11.24.07
2	at Purdue	9.29.07
2	at USC	11.25.06
2	Army	11.18.06
2	Tennessee	11.5.05
2	USC	11.15.05
2	BYU	10.22.05
2	at Michigan State	9.23.06

most interception return yards

86	BYU	10.22.05
80	Michigan	9.13.08
74	Tennessee	11.5.05
73	at Penn State	9.8.07
64	at UCLA	10.6.07
51	Michigan	9.16.06
47	Pittsburgh	11.1.08
46	at Stanford	11.24.07
27	at Michigan	9.10.05
27	at Michigan State	9.23.06

highest average gain per int return (min. 2 ret.)

43.0	BYU	10.22.05	2-86
40.0	Michigan	9.13.08	2-80
37.0	Tennessee	11.5.05	2-74
23.0	at Stanford	11.24.07	2-46
16.0	at UCLA	10.6.07	4-64
15.7	Pittsburgh	11.1.08	3-47
13.5	at Michigan State	9.23.06	2-27
6.5	USC	11.15.05	2-13
0.5	Army	11.18.06	2-1
0.0	at USC	11.25.06	2-0

most tackles

109	at Air Force	11.11.06	45-64
109	Navy	11.3.07	35-74
97	Air Force	11.10.07	39-58
97	Navy	11.12.05	29-68
87	Michigan State	9.22.07	35-52
87	BYU	10.22.05	42-45
85	at Michigan	9.15.07	51-34
85	Michigan	9.16.06	31-54
83	USC	10.20.07	35-48
83	at Stanford	11.24.07	45-38

most quarterback sacks

7.0	at Stanford	11.26.05
5.0	Stanford	10.4.08
5.0	at Stanford	11.24.07
5.0	at UCLA	10.6.07
5.0	Stanford	10.7.06
5.0	at Pittsburgh	9.3.05
4.0	at Washington	10.25.08
4.0	North Carolina	11.4.06
4.0	vs. Navy	10.28.06
3.0	Army	11.18.06
3.0	UCLA	10.21.06
3.0	Tennessee	11.5.05
3.0	Syracuse	11.19.05
3.0	BYU	10.22.05
3.0	at Michigan State	9.23.06
3.0	at Washington	9.24.05

most tackles for loss

12.0	Syracuse	11.19.05
11.0	Tennessee	11.5.05
10.0	at Stanford	11.26.05
10.0	at UCLA	10.6.07
9.0	Michigan State	9.17.05
8.0	Pittsburgh	11.1.08
8.0	Army	11.18.06
8.0	North Carolina	11.4.06
8.0	UCLA	10.21.06
8.0	at Pittsburgh	9.3.05
8.0	Michigan	9.16.06

most fumbles forced

3	at UCLA	10.6.07
3	Penn State	9.9.06
3	Michigan State	9.17.05
2	Michigan	9.13.08
2	Navy	11.3.07
2	at Penn State	9.8.07
2	Tennessee	11.5.05
2	at Pittsburgh	9.3.05
2	at Michigan State	9.23.06
2	at Washington	9.24.05

most fumbles recovered

4	Michigan	9.13.08
3	at UCLA	10.6.07
2	Duke	11.17.07
2	Air Force	11.10.07
2	at Michigan	9.15.07
2	at Penn State	9.8.07
2	vs Ohio State	1.2.06
2	Penn State	9.9.06
2	Michigan State	9.17.05
2	at Washington	9.24.05

most pass breakups

9	at Michigan	9.10.05
8	San Diego State	9.6.08
7	USC	10.20.07
7	at UCLA	10.6.07
6	Duke	11.17.07
6	Purdue	9.30.06
6	at Purdue	10.1.05
5	Tennessee	11.5.05
5	at Pittsburgh	9.3.05
5	Penn State	9.9.06
5	at Washington	9.24.05

most blocked kicks

2	North Carolina	11.4.06
2	vs. Ohio State	1.2.06
2	Syracuse	11.19.05
1	Nine Times	

INDIVIDUAL RECORDS - OFFENSE

most rushing attempts

35	Walker, at Stanford (11.26.05)
32	Aldridge, Navy (11.3.07)
31	Walker, Purdue (9.30.06)
26	Walker, Syracuse (11.19.05)
26	Walker, at Michigan (9.10.05)
26	Walker, Michigan State (9.17.05)
25	Walker, Stanford (10.7.06)
24	Walker, Army (11.18.06)
23	Walker, at Purdue (10.1.05)
22	Aldridge, at UCLA (10.6.07)
22	Walker, at Georgia Tech (9.2.06)
22	Walker, vs. LSU (1.3.07)

most rushing yards

186	Walker, at Stanford (11.26.05)
162	Walker, Army (11.18.06)
153	Walker, Stanford (10.7.06)
153	Walker, at Air Force (11.11.06)
146	Walker, Purdue (9.30.06)
136	Hughes, at Stanford (11.24.07)
134	Allen, Purdue (9.27.08)
128	Walker, at Washington (9.24.05)
128	Walker, vs. LSU (1.3.07)
125	Aldridge, Navy (11.3.07)

highest average gain per rush (min. 10)

10.2	Walker, at Air Force (11.11.06)	15-153
7.9	Allen, Purdue (9.27.08)	17-134
7.6	Hughes, at Stanford (11.24.07)	18-136
6.8	Walker, Army (11.18.06)	24-162
6.7	Quinn, at USC (11.25.06)	11-74
6.5	Aldridge, at Washington (10.25.08)	13-84
6.5	Hughes, vs. Duke (11.17.07)	17-110
6.2	Walker, Navy (11.12.05)	19-118

6.1	Walker, Stanford (10.7.06)	25-153
6.1	Walker, at Washington (9.24.05)	21-128

most rushing touchdowns

3	T. Thomas, Navy (11.3.07)
3	Powers-Neal, at Pittsburgh (9.3.05)
3	Walker, vs Ohio State (1.2.06)
2	Aldridge, at Washington (10.25.08)
2	Hughes, vs. Michigan (9.13.08)
2	Walker, Army (11.18.06)
2	Powers-Neal, at Purdue (10.1.05)

longest rush from scrimmage

60	Quinn, at USC (11.25.06)
45	Hughes, at Stanford (11.24.07)
43	Aldridge, Michigan State (9.22.07)
43	Thomas, Penn State (9.9.06)
39	Walker, at Air Force (11.11.06)
38	Walker, at Stanford (11.26.05)
37	Walker, Syracuse (11.19.05)
35	Walker, vs. LSU (1.3.07)
33	Hughes, vs. Duke (11.17.07)
32	Walker, Stanford (10.7.06)

most passing attempts

60	Quinn, Michigan State (9.17.05)
48	Clausen, at North Carolina (10.11.08)
48	Quinn, Michigan (9.16.06)
45	Quinn, at USC (11.25.06)
45	Quinn, UCLA (10.21.06)
45	Quinn, vs Ohio State (1.2.06)
44	Clausen, Pittsburgh (11.1.08)
41	Clausen, at Michigan State (9.20.08)
41	Quinn, BYU (10.22.05)
40	Clausen, Stanford (10.4.08)
40	Clausen, Air Force (11.10.07)

most passing completions

33	Quinn, Michigan State (9.17.05)
32	Quinn, BYU (10.22.05)
31	Clausen, at North Carolina (10.11.08)
29	Clausen, Stanford (10.4.08)
29	Quinn, vs Ohio State (1.2.06)
29	Quinn, at Purdue (10.1.05)
29	Quinn, Purdue (9.30.06)
27	Quinn, UCLA (10.21.06)
27	Quinn, Stanford (10.7.06)
25	Quinn, at Stanford (11.26.05)
25	Quinn, Penn State (9.9.06)
25	Quinn, at Washington (9.24.05)

highest completion percentage (min. 10 att.)

80.6	Quinn, at Purdue (10.1.05)	29-36
78.0	Quinn, BYU (10.22.05)	32-41
76.9	Sharpley, Georgia Tech (9.1.07)	10-13
76.3	Quinn, Purdue (9.30.06)	29-38
73.7	Quinn, at Air Force (11.11.06)	14-19
73.3	Quinn, Army (11.18.06)	22-30
73.0	Quinn, Stanford (10.7.06)	27-37
72.5	Clausen, Stanford (10.4.08)	29-40
72.0	Quinn, vs. Navy (10.28.06)	18-25
71.0	Quinn, Navy (11.12.05)	22-31

most passing yards

487	Quinn, Michigan State (9.17.05)
467	Quinn, BYU (10.22.05)
440	Quinn, at Purdue (10.1.05)
432	Quinn, at Stanford (11.26.05)
383	Clausen, at North Carolina (10.11.08)
347	Clausen, Stanford (10.4.08)
346	Quinn, North Carolina (11.4.06)
327	Quinn, at Washington (9.24.05)
319	Quinn, at Michigan State (9.23.06)
316	Quinn, Purdue (9.30.06)

most passing yards per attempt (min. 10 att.)

12.2	Quinn, at Purdue (10.1.05)	36-440
11.8	Quinn, vs. Navy (10.28.06)	25-295
11.4	Quinn, BYU (10.22.05)	41-467

**The Charlie Weis
Record Book**

11.4	Quinn, at Stanford (11.26.05)	38-432
10.9	Quinn, at Air Force (11.11.06)	19-207
9.9	Quinn, North Carolina (11.4.06)	35-346
9.2	Quinn, Navy (11.12.05)	31-284
8.9	Quinn, Tennessee (11.5.05)	33-295
8.9	Quinn, at Michigan State (9.23.06)	36-319
8.8	Quinn, at Washington (9.24.05)	37-327

most passing yards per comp. (min. 5 comp.)

17.3	Quinn, at Stanford (11.26.05)	25-432
16.4	Quinn, vs. Navy (10.28.06)	18-295
15.9	Quinn, at Michigan State (9.23.06)	20-319
15.2	Quinn, at Purdue (10.1.05)	29-440
15.0	Quinn, North Carolina (11.4.06)	23-346
14.8	Quinn, at Air Force (11.1.06)	14-207
14.8	Quinn, Michigan State (9.17.05)	33-487
14.8	Quinn, Tennessee (11.5.05)	20-295
14.7	Clausen, Michigan (9.13.08)	10-147
14.6	Quinn, BYU (10.22.05)	32-467

most passing touchdowns

6	Quinn, BYU (10.22.05)
5	Quinn, Michigan State (9.17.05)
5	Quinn, at Michigan State (9.23.06)
4	Quinn, at Air Force (11.1.06)
4	Quinn, North Carolina (11.4.06)
4	Quinn, Navy (11.12.05)
3	Clausen, Pittsburgh (11.1.08)
3	Clausen, Stanford (10.4.08)
3	Clausen, Purdue (9.27.08)
3	Clausen, San Diego State (9.6.08)
3	Clausen, Duke (11.17.07)
3	Clausen, Air Force (11.10.07)
3	Quinn, at USC (11.25.06)
3	Quinn, Army (11.18.06)
3	Quinn, Tennessee (11.5.05)
3	Quinn, at Stanford (11.26.05)
3	Quinn, at Purdue (10.1.05)
3	Quinn, Stanford (10.7.06)
3	Quinn, Penn State (9.9.06)
3	Quinn, Michigan (9.16.06)
3	Quinn, vs. Navy (10.28.06)

most passing interceptions

3	Quinn, Michigan (9.16.06)
2	Clausen, at North Carolina (10.11.08)
2	Clausen, Michigan (9.13.08)
2	Clausen, San Diego State (9.6.08)
2	Clausen, Boston College (10.13.07)
2	Quinn, at Stanford (11.26.05)
2	Quinn, vs. LSU (1.3.07)
2	Clausen, at Michigan State (9.20.08)
1	Clausen, at Washington (10.25.08)
1	Clausen, at Stanford (11.24.07)
1	Sharpley, USC (10.20.07)
1	Quinn, Navy (11.12.05)
1	Quinn, at Purdue (10.1.05)
1	Quinn, USC (11.15.05)
1	Quinn, at Pittsburgh (9.3.05)
1	Quinn, Michigan State (9.17.05)
1	Quinn, at Michigan State (9.23.06)
1	Wolke, at Purdue (10.1.05)
1	Quinn, Army (11.18.06)
1	Clausen, at Penn State (9.8.07)
1	Clausen, at Michigan (9.15.07)
1	Sharpley, at Michigan (9.15.07)
1	Clausen, at Purdue (9.29.07)
1	Sharpley, at Purdue (9.29.07)

highest passing efficiency rating (min. 10 att.)

234.8	Quinn, at Air Force (11.11.06)
222.0	Quinn, BYU (10.22.05)
210.7	Quinn, vs. Navy (10.28.06)
205.2	Quinn, at Purdue (10.1.05)
186.5	Quinn, North Carolina (11.4.06)
184.1	Quinn, Navy (11.12.05)
176.8	Quinn, at Stanford (11.26.05)
170.3	Quinn, at Michigan State (9.23.06)
170.1	Clausen, Stanford (10.4.08)
165.7	Quinn, Tennessee (11.5.05)

longest pass completion

80	Quinn, at Stanford (11.26.05)
73	Quinn, Tennessee (11.5.05)
62	Quinn, at Michigan State (9.23.06)
60	Clausen, Michigan (9.13.08)
55	Quinn, at Purdue (10.1.05)
52	Quinn, at Washington (9.24.05)
51	Clausen, at Washington (10.25.08)
51	Quinn, at Pittsburgh (9.3.05)
51	Quinn, at Air Force (11.11.06)
50	Quinn, Michigan State (9.17.05)

most receptions

14	Stovall, BYU (10.22.05)
10	Floyd, Pittsburgh (11.1.08)
10	McKnight, Purdue (9.30.06)
10	Samardzija, BYU (10.22.05)
9	Samardzija, Army (11.18.06)
9	Stovall, vs. Ohio State (1.2.06)
9	Walker, Purdue (9.30.06)
8	Samardzija, vs. LSU (1.3.07)
8	Carlson, North Carolina (11.4.06)
8	Grimes, UCLA (10.21.06)
8	Samardzija, UCLA (10.21.06)
8	McKnight, Georgia Tech (9.2.06)
8	Samardzija, Stanford (11.26.05)
8	Samardzija, Washington (9.24.05)
8	Stovall, Navy (11.12.05)
8	Stovall, at Purdue (10.1.05)
8	Stovall, Michigan State (9.17.05)

most receiving yards

207	Stovall, BYU (10.22.05)
191	Samardzija, at Stanford (11.26.05)
177	Samardzija, North Carolina (11.4.06)
176	Stovall, Michigan State (9.17.05)
164	Samardzija, at Washington (9.24.05)
153	Samardzija, at Purdue (10.1.05)
152	Samardzija, BYU (10.22.05)
136	Stovall, at Stanford (11.26.05)
134	Stovall, at Purdue (10.1.05)
130	Stovall, Navy (11.12.05)

highest avg. gain per reception (min. 3 rec.)

34.7	Tate, at Purdue (9.29.07)	3-104
31.8	Tate, Michigan (9.13.08)	4-127
30.3	Stovall, Syracuse (11.19.05)	3-91
30.2	Carlson, at Michigan State (9.23.06)	4-121
29.5	Samardzija, North Carolina (11.4.06)	6-177
26.8	Floyd, at Washington (10.25.08)	4-107
24.2	Tate, at North Carolina (10.11.08)	5-121
24.0	Grimes, vs. Navy (10.28.06)	3-72
23.9	Samardzija, at Stanford (11.26.05)	8-191
23.5	Parris, Boston College (10.13.07)	4-94

most receiving touchdowns

4	Stovall, BYU (10.22.05)
3	Samardzija, Michigan State (9.17.05)
3	Samardzija, Navy (11.12.05)
2	Floyd, Pittsburgh (11.1.08)
2	Kamara, Navy (11.3.07)
2	McKnight, Army (11.18.06)
2	McKnight, North Carolina (11.4.06)
2	McKnight, at Michigan State (9.23.06)
2	McKnight, Purdue (9.30.06)
2	Samardzija, Purdue (9.30.06)
2	Samardzija, at Stanford (11.26.05)
2	Samardzija, at Purdue (10.1.05)
2	Samardzija, BYU (10.22.05)
2	Samardzija, at Michigan State (9.23.06)
2	McKnight, vs. Navy (10.28.06)

longest pass reception

80	Samardzija, at Stanford (11.26.05)
73	Samardzija, Tennessee (11.5.05)
62	Carlson, at Michigan State (9.23.06)
60	Tate, Michigan (9.13.08)
55	Samardzija, at Purdue (10.1.05)
52	Samardzija, at Washington (9.24.05)
51	Floyd, at Washington (10.25.08)

51	Walker, at Pittsburgh (9.3.05)
51	Samardzija, at Air Force (11.11.06)
50	Stovall, Michigan State (9.17.05)

most total offense plays

67	Quinn, Michigan State (9.17.05)	7r,60p
59	Clausen, at North Carolina (10.11.08)	11r,48p
59	Quinn, UCLA (10.21.06)	14r,45p
56	Quinn, at USC (11.25.06)	11r, 45p
55	Quinn, vs. Ohio State (1.2.06)	10r,45p
52	Quinn, Michigan (9.16.06)	4r,48p
50	Clausen, Air Force (11.10.07)	10r,40p
48	Quinn, USC (11.15.05)	13r,35p
47	Clausen, at Stanford (11.24.07)	15r, 32p
47	Clausen, Pittsburgh (11.1.08)	3r,44p

most total offense yards gained

479	Quinn, Michigan State (9.17.05)	-8r,487p
463	Quinn, at Purdue (10.1.05)	23r,440p
457	Quinn, BYU (10.22.05)	-10r,467p
453	Quinn, at Stanford (11.26.05)	21r,432p
377	Clausen, at North Carolina (10.11.08)	-6r,383p
356	Quinn, at Washington (9.24.05)	29r,327p
351	Clausen, Stanford (10.4.08)	4r,347p
348	Quinn, at USC (11.25.06)	74r, 274p
323	Quinn, vs. Navy (10.28.06)	28r, 295p
319	Quinn, at Michigan State (9.23.06)	0r,319p

highest average gain per play (min. 20 plays)

11.6	Quinn, at Purdue (10.1.05)	40-463
11.1	Quinn, vs. Navy (10.28.06)	29-323
10.3	Quinn, at Stanford (11.26.05)	44-453
10.2	Quinn, BYU (10.22.05)	45-457
9.1	Quinn, Navy (11.12.05)	34-311
8.8	Quinn, at Air Force (11.1.06)	23-203
8.7	Quinn, at Washington (9.24.05)	41-356
8.6	Quinn, at Pittsburgh (9.3.05)	32-276
8.0	Clausen, Stanford (10.4.08)	44-351
7.7	Quinn, North Carolina (11.4.06)	41-316

most all-purpose yards gained

247	Allen, Purdue (9.27.08)
241	Walker, at Stanford (11.26.05)
226	Allen, Navy (11.3.07)
219	Walker, Purdue (9.30.06)
213	Tate, at North Carolina (10.11.08)
208	Stovall, BYU (10.22.05)
201	Tate, Pittsburgh (11.1.08)
198	Allen, at Michigan State (9.20.08)
198	Walker, Stanford (10.7.06)
193	Grimes, Michigan (9.16.06)
193	Samardzija, at Stanford (11.26.05)

most all-purpose attempts

40	Walker, at Stanford (11.26.05)
40	Walker, Purdue (9.30.06)
31	Walker, Stanford (10.7.06)
31	Walker, at Michigan (9.10.05)
31	Walker, Michigan State (9.17.05)
29	Walker, Syracuse (11.19.05)
29	Walker, Army (11.18.06)
27	Walker, Penn State (9.9.06)
26	Walker, at Georgia Tech (9.2.06)
25	Walker, UCLA (10.21.06)

most points scored

24	Stovall, BYU (10.22.05)
18	T. Thomas, Navy (11.3.07)
18	Powers-Neal, at Pittsburgh (9.3.05)
18	Samardzija, Michigan State (9.17.05)
18	Stovall, Navy (11.12.05)
18	Walker, vs. Ohio State (1.2.06)
15	Brandon Walker, Pittsburgh (11.1.08)
12	16 times

most touchdowns scored

4	Stovall, BYU (10.22.05)
3	T. Thomas, Navy (11.3.07)
3	Powers-Neal, at Pittsburgh (9.3.05)
3	Samardzija, Michigan State (9.17.05)

The Charlie Weis
Record Book

3 Stovall, Navy (11.12.05)
3 Walker, vs Ohio State (1.2.06)
2 18 times

INDIVIDUAL RECORDS - DEFENSE

most fumble returns TD
1 Smith, B., Michigan (9.13.08)
1 Crum, at UCLA (10.6.07)
1 Zbikowski, Penn State (9.9.06)

most fumble return yards
36 Crum, at UCLA (10.6.07) 2
35 Smith, B., Michigan (9.13.08) 1
25 Zbikowski, Penn State (9.9.06) 1

most interception returns TD
1 Lambert, at Michigan State (9.23.06)
1 Walls, at Penn State (9.9.06)
1 B. Smith, Boston College (10.13.07)
1 Blanton, Purdue (9.27.08)

most interception returns
2 McNeil, Pittsburgh (11.1.08)
2 Crum, at UCLA (10.6.07)
2 Richardson, Army (11.18.06)
2 Lambert, at Michigan State (9.23.06)
1 35 times

most interception return yards
83 Zbikowski, BYU (10.22.05) 1
73 Walls, at Penn State (9.8.07) 1
51 Ndukwe, Michigan (9.16.06) 1
47 Blanton, Purdue (9.27.08) 1
47 McNeil, Pittsburgh (11.1.08) 2
46 Crum, at UCLA (10.6.07) 2
43 Zbikowski, Stanford (11.24.07) 1
41 Wooden, Tennessee (11.5.05) 1
41 Gray, Michigan (9.13.08) 1
39 Bruton, Michigan (9.13.08) 1

highest avg. per INT return (min. 2 ret.)
23.5 McNeil, Pittsburgh (11.1.08) 2-47
23.0 Crum, at UCLA (10.6.07) 2-46
13.5 Lambert, at Michigan State (9.23.06) 2-27
0.5 Richardson, Army (11.18.06) 2-1

most tackles
22 Ndukwe, at Air Force (11.11.06) 15-7
17 Laws, Air Force (11.10.07) 6-11
16 Bruton, Pittsburgh (11.1.08) 9-7
16 Brockington, Navy (11.3.07) 4-12
16 Crum, Michigan State (9.22.07) 6-10
15 McCarthy, Pittsburgh (11.1.08) 8-7
15 Bruton, Michigan (9.13.08) 10-5
15 Laws, Navy (11.3.07) 8-7
15 Bruton, Michigan State (9.22.07) 8-7
15 Brockington, at Air Force (11.11.06) 5-10

most quarterback sacks
4.0 Abiamiri, at Stanford (11.26.05)
3.0 Abiamiri, Stanford (10.7.06)
2.0 H. Smith, at Washington (10.25.08)
2.0 Kuntz, Stanford (10.4.08)
2.0 Landri, Army (11.18.06)
2.0 Abiamiri, North Carolina (11.4.06)
2.0 Hoyte, at Stanford (11.26.05)
2.0 Hoyte, at Pittsburgh (9.3.05)
2.0 Mays, Syracuse (11.19.05)
2.0 Abiamiri, vs. Navy (10.28.06)

most tackles for loss
4.5 Landri, Army (11.18.06)
4.5 Hoyte, at Pittsburgh (9.3.05)
4.0 Abiamiri, at Stanford (11.26.05)
3.5 Landri, North Carolina (11.4.06)
3.5 Abiamiri, Stanford (10.7.06)
3.5 Mays, Syracuse (11.19.05)
3.0 Abiamiri, Michigan State (9.17.05)
3.0 Crum, Jr., Tennessee (11.5.05)

3.0 Crum, Jr., Penn State (9.9.06)
3.0 Hoyte, at Washington (9.24.05)
3.0 Mays, Tennessee (11.5.05)
3.0 Laws, at Purdue (9.29.07)

most fumbles forced
2 Crum, at UCLA (10.6.07)
2 Richardson, Tennessee (11.5.05)
2 Zbikowski, at Penn State (9.8.07)
1 34 times

most fumbles recovered
2 Smith, B., Michigan (9.13.08)
2 Crum, at UCLA (10.6.07)
2 Ray Herring, at Michigan (9.15.07)

most pass breakups
2 Johnson, at Michigan State (9.20.08)
2 McNeil, Michigan (9.13.08)
2 Lambert, San Diego State (9.6.08)
2 S. Brown, San Diego State (9.6.08)
2 Ryan, San Diego State (9.6.08)
2 Walls, at Stanford (11.24.07)
2 Kuntz, USC (10.20.07)
2 Stephenson, USC (10.20.07)
2 Walls, Boston College (10.13.07)
2 Crum, at UCLA (10.6.07)
2 Kuntz, at UCLA (10.6.07)
2 Laws, at UCLA (10.6.07)
2 Kuntz, Georgia Tech (9.1.07)
2 Frome, Purdue (9.30.06)
2 Frome, at USC (11.25.06)
2 Mays, at Michigan (9.10.05)
2 Ndukwe, Tennessee (11.5.05)
2 Ndukwe, at Stanford (11.26.05)
2 Richardson, Syracuse (11.19.05)
2 Richardson, at Purdue (10.1.05)
2 Wooden, Michigan State (9.17.05)
2 Zbikowski, at Washington (9.24.05)

longest interception return
83 Zbikowski, BYU (10.22.05)
73 Walls, at Penn State (9.8.07)
51 Ndukwe, Michigan (9.16.06)
47 Blanton, Purdue (9.27.08)
43 McNeil, Pittsburgh (11.1.08)
43 Zbikowski, at Stanford (11.24.07)
41 Wooden, Tennessee (11.5.05)
41 Gray, Michigan (9.13.08)
39 Bruton, Michigan (9.13.08)
33 Zbikowski, Tennessee (11.5.05)
33 Crum, at UCLA (10.6.07)

longest fumble return
35 Smith, B., Michigan (9.13.08)
34 Crum, at UCLA (10.6.07)
25 Zbikowski, Penn State (9.9.06)

INDIVIDUAL RECORDS - SPECIAL TEAMS

most extra points made by kicking
7 Fitzpatrick, at Purdue (10.1.05)
7 Fitzpatrick, BYU (10.22.05)
6 Fitzpatrick, Navy (11.12.05)
6 Fitzpatrick, at Pittsburgh (9.3.05)
6 Gioia, North Carolina (11.4.06)
5 B. Walker, Purdue (9.27.08)
5 Walker, Michigan (9.13.08)
5 Walker, Navy (11.3.07)
5 Gioia, Army (11.18.06)
5 Fitzpatrick, Tennessee (11.5.05)
5 Fitzpatrick, Michigan State (9.17.05)
5 Gioia, Penn State (9.9.06)
5 Gioia, Purdue (9.30.06)
5 Gioia, vs. Navy (10.28.06)

most extra points attempted by kicking
7 Fitzpatrick, at Purdue (10.1.05)
7 Fitzpatrick, BYU (10.22.05)
6 Gioia, at Air Force (11.11.06)

6 Fitzpatrick, Navy (11.12.05)
6 Fitzpatrick, at Pittsburgh (9.3.05)
6 Gioia, North Carolina (11.4.06)
5 B. Walker, Purdue (9.27.08)
5 Walker, Michigan (9.13.08)
5 Walker, Navy (11.3.07)
5 Gioia, Army (11.18.06)
5 Fitzpatrick, Tennessee (11.5.05)
5 Fitzpatrick, Michigan State (9.17.05)
5 Gioia, Penn State (9.9.06)
5 Gioia, at Michigan State (9.23.06)
5 Gioia, Purdue (9.30.06)
5 Gioia, vs. Navy (10.28.06)

most points scored by kicking
15 B. Walker, Pittsburgh (11.1.08)
12 Fitzpatrick, at Washington (9.24.05)
11 Fitzpatrick, Tennessee (11.5.05)
11 Fitzpatrick, Michigan State (9.17.05)
11 Gioia, Penn State (9.9.06)
9 B. Walker, at Washington (10.25.08)
9 Fitzpatrick, Syracuse (11.19.05)
9 Gioia, North Carolina (11.4.06)
8 B. Walker, Purdue (9.27.08)
8 Walker, Navy (11.3.07)
8 Gioia, vs. Navy (10.28.06)
8 Gioia, UCLA (10.21.06)

most field goals attempted
5 B. Walker, Pittsburgh (11.1.08)
4 Fitzpatrick, Syracuse (11.19.05)
3 Gioia, UCLA (10.21.06)
3 Fitzpatrick, Michigan State (9.17.05)
3 Fitzpatrick, at Washington (9.24.05)
2 B. Walker, at Washington (10.25.08)
2 B. Walker, Stanford (10.4.08)
2 B. Walker, Purdue (9.27.08)
2 Walker, at Michigan State (9.20.08)
2 Walker, Navy (11.3.07)
2 Walker, at UCLA (10.6.07)
2 Fitzpatrick, Tennessee (11.5.05)
2 Fitzpatrick, at Stanford (11.26.05)
2 Fitzpatrick, USC (11.15.05)
2 Gioia, at Georgia Tech (9.2.06)
2 Gioia, Penn State (9.9.06)

most field goals made
4 B. Walker, Pittsburgh (11.1.08)
3 Fitzpatrick, at Washington (9.24.05)
2 B. Walker, at Washington (10.25.08)
2 Walker, at UCLA (10.6.07)
2 Gioia, UCLA (10.21.06)
2 Fitzpatrick, Tennessee (11.5.05)
2 Fitzpatrick, Syracuse (11.19.05)
2 Fitzpatrick, Michigan State (9.17.05)
2 Gioia, Penn State (9.9.06)
1 12 Times

longest field goal made
48 B. Walker, Pittsburgh (11.1.08)
48 B. Walker, at UCLA (10.6.07)
48 Fitzpatrick, Michigan State (9.17.05)
44 Fitzpatrick, Syracuse (11.19.05)
43 Fitzpatrick, at Michigan (9.10.05)
42 B. Walker, at Washington (10.25.08)
42 B. Walker, at North Carolina (10.11.08)
41 B. Walker, Purdue (9.27.08)
40 Gioia, vs. Navy (10.28.06)
39 Fitzpatrick, at Washington (9.24.05)
36 Fitzpatrick, Tennessee (11.5.05)

most punts
10 Price, USC (10.20.07)
9 Price, at UCLA (10.6.07)
9 Price, at Penn State (9.8.07)
9 Fitzpatrick, at Michigan (9.10.05)
7 Price, at Michigan (9.15.07)
7 Price, Georgia Tech (9.1.07)
7 Price, Michigan (9.16.06)

**The Charlie Weis
Record Book**

7	Price, at Michigan State (9.23.06)
6	Maust, Michigan (9.13.08)
6	Price, Boston College (10.13.07)
6	Price, Michigan State (9.22.07)
6	Price, UCLA (10.21.06)
6	Fitzpatrick, vs Ohio State (1.2.06)

most yards punting

450	Price, USC (10.20.07)
404	Price, at Penn State (9.8.07)
371	Fitzpatrick, at Michigan (9.10.05)
363	Price, Michigan (9.16.06)
363	Price, at UCLA (10.6.07)
303	Price, at Michigan (9.15.07)
303	Price, at Michigan State (9.23.06)
268	Price, Georgia Tech (9.1.07)
263	Maust, Michigan (9.13.08)
254	Fitzpatrick, vs Ohio State (1.2.06)
253	Price, Boston College (10.13.07)

highest average yards per punt (min. 3 punts)

51.9	Price, Michigan (9.16.06)	7-363
50.4	Price, at Georgia Tech (9.2.06)	5-252
47.4	Price, vs. LSU (1.3.07)	5-237
45.8	Price, North Carolina (11.4.06)	5-229
45.7	Fitzpatrick, at Pittsburgh (9.3.05)	3-137
45.7	Price, Purdue (9.30.06)	3-137
45.0	Price, USC (10.20.07)	10-450
44.2	Fitzpatrick, BYU (10.22.05)	5-221
44.8	Price, at Penn State (9.8.07)	9-403
44.0	Price, Penn State (9.9.06)	3-132
44.0	Maust, at Purdue (9.29.07)	3-132

most punts downed inside 20

3	Maust, at Stanford (11.24.07)
3	Price, Boston College (10.13.07)
3	Price, at UCLA (10.6.07)
3	Price, Purdue (9.30.06)
2	Maust, Stanford (10.4.08)
2	Maust, at Michigan State (9.20.08)
2	Maust, Michigan (9.13.08)
2	Maust, San Diego State (9.6.08)
2	Maust, Duke (11.17.07)
2	Maust, Air Force (11.10.07)
2	Price, at Michigan (9.15.07)
2	Price, North Carolina (11.4.06)
2	Fitzpatrick, vs Ohio State (1.2.06)
2	Fitzpatrick, Syracuse (11.19.05)
2	Fitzpatrick, USC (11.15.05)
2	Fitzpatrick, Michigan State (9.17.05)
2	Price, Penn State (9.9.06)
2	Price, Michigan (9.16.06)
2	Maust, at Purdue (9.29.07)

longest punt

62	Price, Penn State (9.9.06)
61	Price, at Georgia Tech (9.2.06)
60	Fitzpatrick, at Michigan (9.10.05)
59	Price, Michigan (9.16.06)
57	Price, at Penn State (9.8.07)
56	Price, Michigan State (9.22.07)
56	Price, Michigan (9.16.06)
56	Price, Boston College (10.13.07)
55	Price, at Michigan (9.16.07)
55	Price, Georgia Tech (9.1.07)
55	Price, Army (11.18.06)
55	Price, vs. LSU (1.3.07)

longest punt return

78	Zbikowski, Tennessee (11.5.05)
60	Zbikowski, at Stanford (11.24.07)
60	Zbikowski, USC (11.15.05)
52	Zbikowski, North Carolina (11.4.06)
47	Zbikowski, at Penn State (9.8.07)
32	Zbikowski, Navy (11.3.07)
25	Zbikowski, at Michigan State (9.23.06)
25	Zbikowski, at Washington (9.24.05)
23	Zbikowski, at Pittsburgh (9.3.05)
22	Allen, San Diego State (9.6.08)

longest kick return

53	Allen, at Michigan State (9.20.08)
50	Grimes, North Carolina (11.4.06)
46	Grimes, at Georgia Tech (9.2.06)
40	Tate, at Michigan (9.15.07)
40	Grimes, at Purdue (10.1.05)
38	Allen, Navy (11.3.07)
36	Hord, Tennessee (11.5.05)
36	Allen, Purdue (9.27.08)
33	West, at Washington (10.25.08)
33	Allen, USC (10.20.07)
33	Allen, at Purdue (9.29.07)
33	Grimes, BYU (10.22.05)
33	West, at Georgia Tech (9.2.06)

most punt returns

6	Zbikowski, at Stanford (11.26.05)
4	Zbikowski, at Stanford (11.24.07)
4	Zbikowski, USC (11.15.05)
4	Zbikowski, at Georgia Tech (9.2.06)
3	Allen, at Michigan State (9.20.08)
3	Zbikowski, Duke (11.17.07)
3	Zbikowski, Boston College (10.13.07)
3	Zbikowski, Army (11.18.06)
3	Zbikowski, North Carolina (11.4.06)
3	Zbikowski, Tennessee (11.5.05)
3	Zbikowski, Syracuse (11.19.05)

most punt return yards

118	Zbikowski, Tennessee (11.5.05)	3
87	Zbikowski, USC (11.15.05)	4
69	Zbikowski, North Carolina (11.4.06)	3
64	Zbikowski, at Stanford (11.24.07)	
37	Zbikowski, Navy (11.3.07)	2
35	Allen, San Diego State (9.6.08)	2
34	Zbikowski, Boston College (10.13.07)	3
34	Zbikowski, at Stanford (11.26.05)	6
31	Zbikowski, at Washington (9.24.05)	2
30	Zbikowski, at Georgia Tech (9.2.06)	4

highest avg. gain per punt return (min. 2 ret.)

39.3	Zbikowski, Tennessee (11.5.05)	3-118
23.0	Zbikowski, North Carolina (11.4.06)	3-69
21.8	Zbikowski, USC (11.15.05)	4-87
18.5	Zbikowski, Navy (11.3.07)	2-37
17.5	Allen, San Diego State (9.6.08)	2-35
16.0	Zbikowski, at Stanford (11.24.07)	4-64
15.5	Zbikowski, at Washington (9.24.05)	2-31
11.3	Zbikowski, Boston College (10.13.07)	3-34
11.0	Zbikowski, Michigan State (9.17.05)	2-22
7.5	West, North Carolina (11.4.06)	2-15
7.5	Zbikowski, BYU (10.22.05)	2-15
7.5	Zbikowski, at Georgia Tech (9.2.06)	4-30

most kick returns

6	Allen, Air Force (11.10.07)
6	Grimes, Michigan (9.16.06)
5	Golden Tate, Pittsburgh (11.1.08)
5	Allen, at Michigan State (9.20.08)
5	Tate, at Michigan (9.15.07)
5	Zbikowski, at USC (11.25.06)
5	Allen, Georgia Tech (9.1.07)
4	Tate, at North Carolina (10.11.08)
4	Allen, Purdue (9.27.08)
4	Allen, Navy (11.3.07)
4	Grimes, vs. LSU (1.3.07)
4	Grimes, at Stanford (11.26.05)

most kick return yards

145	Grimes, Michigan (9.16.06)	6
147	Allen, at Michigan State (9.20.08)	5
133	Tate, at Michigan (9.15.07)	5
117	Allen, Air Force (11.10.07)	6
115	Allen, Navy (11.3.07)	4
107	Zbikowski, at USC (11.25.06)	5
105	Allen, Purdue (9.27.08)	
101	Grimes, North Carolina (11.4.06)	3
97	Grimes, at Stanford (11.26.05)	4
92	Tate, at North Carolina (10.11.08)	4

highest avg. gain per kick return (min. 2 ret.)

33.7	Grimes, North Carolina (11.4.06)	3-101
31.0	Grimes, at Purdue (10.1.05)	2-62
29.3	Allen, at Michigan State (9.20.08)	5-147
28.8	Allen, Navy (11.3.07)	4-115
26.6	Tate, at Michigan (9.15.07)	5-133
26.2	Allen, Purdue (9.27.08)	4-105
24.3	Allen, at UCLA (10.6.07)	3-73
24.2	Grimes, at Stanford (11.26.05)	4-97
24.2	Grimes, Michigan (9.16.06)	6-145
24.0	Allen, USC (10.20.07)	3-72

most blocked kicks

2	Anastasio, Syracuse (11.19.05)
2	Landri, North Carolina (11.4.06)
1	Laws, at Stanford (11.24.07)
1	Laws, Georgia Tech (9.1.07)
1	Quinn, S., at USC (11.25.06)
1	Landri, Army (11.18.06)
1	Laws, North Carolina (11.4.06)
1	Anastasio, at Washington (9.24.05)
1	Landri, Michigan (9.16.06)
1	Laws, at Air Force (11.11.06)
1	Laws, vs Ohio State (1.2.06)
1	Laws, at Purdue (10.1.05)
1	Ndukwe, vs Ohio State (1.2.06)

**Notre Dame
Depth Chart**

Notre Dame Offense

X	23	Golden Tate	5-11	195	So.
	18	DUVAL KAMARA	6-5	219	So.
LT	77	MIKE TURKOVICH!	6-6	305	Sr.
	70	Matt Romine	6-5	292	So.
LG	55	ERIC OLSEN@	6-4	303	Jr.
	76	Andrew Nuss	6-5	304	So.
C	51	Dan Wenger	6-4	302	Jr.
	67	Thomas Bemenderfer	6-5	300	Sr.
RG	78	Trevor Robinson	6-5	306	Fr.
	67	Thomas Bemenderfer	6-5	300	Sr.
RT	74	SAM YOUNG	6-8	330	Jr.
	75	Taylor Dever	6-5	301	So.
TE	9	Kyle Rudolph	6-6	252	Fr.
	87	Joseph Fauria	6-7	245	Fr.
Z	11	DAVID GRIMES	5-10	177	Sr.
	3	Michael Floyd	6-3	215	Fr.
QB	7	JIMMY CLAUSEN	6-3	217	So.
	13	Evan Sharpley	6-2	215	Sr.
FB	44	ASAPH SCHWAPP	6-0	257	Sr.
	30	Steve Paskorz	6-2	235	So.
HB	5	Armando Allen	5-10	195	So.
	33	Robert Hughes	5-11	237	So.
	or 34	JAMES ALDRIDGE	6-0	225	Jr.

Notre Dame Special Teams

PK	14	BRANDON WALKER	6-3	202	So.
	32	David Ruffer	6-1	180	So.
P	43	Eric Maust	6-2	177	Jr.
	39	Ryan Burkhart	5-11	190	Jr.
SNP	39	Kevin Brooks	6-2	240	Sr.
	86	Paul Kuppich	6-3	232	Sr.
HLD	43	Eric Maust	6-2	177	Jr.
	13	Evan Sharpley	6-2	215	Sr.

Notre Dame Defense

DE	94	JUSTIN BROWN	6-3	277	Sr.
	53	Morrice Richardson	6-2	255	Jr.
NT	95	Ian Williams	6-2	310	So.
	93	Paddy Mullen	6-3	300	Jr.
DE	96	PAT KUNTZ	6-3	283	Sr.
	9	Ethan Johnson	6-4	275	Fr.
	91	Emeka Nwankwo	6-4	295	So.
SAM	22	Harrison Smith	6-2	212	So.
	41	Scott Smith	6-4	235	Sr.
	46	Steve Filer	6-3	236	Fr.
MIKE	58	Brian Smith	6-3	245	So.
	49	Toryan Smith	6-1	244	Jr.
JACK	40	MAURICE CRUM JR.	6-0	235	Sr.
	48	Steve Quinn	6-2	225	Sr.
WILL	90	JOHN RYAN	6-5	264	Jr.
	or 56	KERRY NEAL	6-2	246	So.
	45	Darius Fleming	6-1	236	Fr.
LCB	8	Raeshon McNeil	6-0	190	Jr.
	4	Gary Gray	5-11	188	So.
FS	27	DAVID BRUTON	6-2	212	Sr.
	31	Sergio Brown	6-2	205	Jr.
SS	28	Kyle McCarthy	6-1	203	Sr.
	6	Ray Herring	5-10	198	Sr.
RCB	20	TERRAIL LAMBERT	5-11	195	Sr.
	12	Robert Blanton	6-1	180	Fr.

Notre Dame Special Teams

PR	23	Golden Tate	5-11	195	So.
	5	Armando Allen	5-10	195	So.
	11	David Grimes	5-10	177	Sr.
KR	5	Armando Allen	5-10	195	So.
	23	Golden Tate	5-11	195	So.
	19	George West	5-10	196	Jr.
KO	39	Ryan Burkhart	5-11	190	Jr.
	14	Brandon Walker	6-3	202	So.

ALLCAPS- returning starter from 2007
 ! - started 12 games at LG in 2007
 @ - started six games at RG in 2007

NUMERICAL ROSTER

No.	Name	Pos
1	Walker, Deion	WR
3	Floyd, Michael	WR
4	Gray, Gary	CB
5	Allen, Armando	HB
6	Herring, Ray	S
7	Clausen, Jimmy	QB
8	McNeil, Raeshon	CB
9	Johnson, Ethan	DE
9	Rudolph, Kyle	TE
10	Crist, Dayne	QB
11	Grimes, David	WR
12	Blanton, Robert	CB
13	Sharpley, Evan	QB
14	Walker, Brandon	K
15	Castello, Brian	QB
15	McCarthy, Dan	S
16	Montana, Nate	QB
17	Lezynski, Nick	CB
17	Matthew Mulvey	QB
18	Kamara, Duval	WR
19	West, George	WR
20	Lambert, Terrail	CB
21	Gallup Jr., Barry	HB
22	Smith, Harrison	S
23	Tate, Golden	WR
24	Coughlin, Brian	WR
24	Gordon, Leonard	CB
25	Gray, Jonas	HB
26	Slaughter, Jamoris	CB
27	Bruton, David	S
28	McCarthy, Kyle	S
29	Gaines, Jashaad	S
29	Garcia, Michael	WR
30	Paskorz, Steve	FB
31	Brown, Sergio	S
32	Schmidt, Luke	FB/TE
32	Ruffer, David	K
33	Hughes, Robert	HB
34	Aldridge, James	HB
35	Brooks, Kevin	TE/LS
35	Smith, Kevin	ILB
36	Bizjak, Joe	K
36	Posluszny, David	ILB
37	Anello, Mike	CB
37	Noel, Eras	HB
38	Bathon, Chris	S
38	Gurries, Chris	WR
39	Burkhart, Ryan	K
40	Crum, Maurice	ILB
41	Smith, Scott	OLB
41	Rodriguez, Nikolas	HB
42	Washington, Kevin	ILB
42	Franco, Dan	WR
43	Maust, Eric	P

ALPHABETICAL ROSTER

No.	Name	Pos	Ht	Wt	Cl	Hometown/Previous School
34	Aldridge, James	HB	6-0	225	Jr.	St. Louis, Mo./Merrillville (IN)
5	Allen, Armando	HB	5-10	195	So.	Opa Locka, FL/Hialeah-Miami Lakes
37	Anello, Mike+	CB	5-10	170	Sr.	Orland Park, IL/Carl Sandburg
38	Bathon, Chris+	S	5-10	192	Jr.	Pleasantville, NY/Pleasantville
67	Bemenderfer, Thomas	OC	6-5	300	Sr.	Mishawaka, IN/Penn
36	Bizjak, Joe+	K	6-2	165	Jr.	Kokomo, IN/Kokomo
12	Blanton, Robert	CB	6-1	180	Fr.	Matthews, NC/Butler
35	Brooks, Kevin+	TE	6-2	240	Sr.	Thousand Oaks, CA/Crespi Carmelite
69	Brophy, Carl+	OL	6-4	278	Fr.	Spokane, Wash./Gonzaga Prep
94	Brown, Justin	DE	6-3	277	Sr.	Clinton, MD/Bishop McNamara
31	Brown, Sergio	S	6-2	205	Jr.	Maywood, IL/Proviso East
27	Bruton, David	S	6-2	212	Sr.	Miamisburg, OH/Miamisburg
88	Burger, Bobby	TE	6-3	242	Jr.	Cincinnati, OH/LaSalle
64	Burke, Tom+	LB	5-10	242	Jr.	New City, NY/Clarkstown South
39	Burkhart, Ryan	K	5-11	190	Jr.	Wakarusa, IN/Northwood
15	Castello, Brian+	QB	6-2	191	So.	Pittsburgh, PA/Chartiers Valley
52	Cave, Braxston	OC	6-3	315	Fr.	Mishawaka, IN/Penn
7	Clausen, Jimmy	QB	6-3	217	So.	Westlake Village, CA/Oaks Christian
73	Clelland, Lane	OT	6-5	281	Fr.	Owings Mills, MD/McDonogh School
24	Coughlin, Brian+	WR	6-0	172	Jr.	Oak Lawn, IL/Brother Rice
10	Crist, Dayne	QB	6-4	233	Fr.	Sherman Oaks, CA/Notre Dame
40	Crum, Maurice	ILB	6-0	235	Sr.	Tampa, FL/Tampa Bay Tech
98	Cwynar, Sean	DE	6-4	282	Fr.	McHenry, IL/Marian Central Catholic
75	Dever, Taylor	OT	6-5	308	So.	Grass Valley, CA/Nevada Union
72	Duncan, Paul	OT	6-7	308	Sr.	Dallas, GA/East Paulding
87	Fauria, Joseph	TE	6-7	245	Fr.	Encino, CA/Crespi Carmelite
46	Filer, Steve	OLB	6-3	236	Fr.	Chicago, IL/Mount Carmel
62	Flavin, Bill+	OC/LS	6-3	252	So.	Darien, IL/Benet Academy
45	Fleming, Darius	OLB	6-1	236	Fr.	Chicago, IL/St. Rita
3	Floyd, Michael	WR	6-3	215	Fr.	St. Paul, MN/Cretin-Derham Hall
42	Franco, Dan+	WR	5-10	188	Jr.	Granger, IN/Clay
29	Gaines, Jashaad	S	6-0	202	Jr.	Las Vegas, NV/Las Vegas
21	Gallup Jr., Barry	HB	5-11	200	Jr.	Wellesley, MA/Belmont Hill
29	Garcia, Michael+	WR	6-1	178	So.	Colorado Springs, Co/St. Mary's
57	Golic Jr., Mike	OC	6-3	280	Fr.	West Hartford, CT/Northwest Catholic
81	Goodman, John	WR	6-3	197	Fr.	Fort Wayne, IN/Bishop Dwenger
24	Gordon, Leonard	CB	5-11	187	Jr.	Clarksville, TN/Fort Campbell
4	Gray, Gary	CB	5-11	188	So.	Columbia, SC/Richland Northeast
25	Gray, Jonas	HB	5-10	230	Fr.	Beverly Hills, MI/Detroit Country Day
11	Grimes, David	WR	5-10	177	Sr.	Detroit, MI/Saint Martin De Porres
38	Gurries, Christopher+	WR	5-10	181	So.	Reno, NV/Bishop Manogue
65	Hernandez, Mike+	OL	6-2	275	Fr.	Pasadena, Calif./Loyola
6	Herring, Ray	S	5-10	198	Sr.	Melbourne, FL/Holy Trinity Episcopal
33	Hughes, Robert	HB	5-11	237	So.	Chicago, IL/Hubbard
9	Johnson, Ethan	DE	6-4	275	Fr.	Portland, OR/Lincoln
18	Kamara, Duval	WR	6-5	219	So.	Hoboken, NJ/Hoboken
96	Kuntz, Pat	DE	6-3	283	Sr.	Indianapolis, IN/Roncalli
86	Kuppich, Paul+	TE/LS	6-3	232	Sr.	Westerville, OH/St. Charles Prep

PRONUNCIATION GUIDE

Bruton, David – BREW-ten	Maust, Eric – Rhymes with Cost
Clelland, Lane – CLELL-und	Nwankwo, Emeka – nuh-WONK-wo, uh-MEK-uh
Crist, Dayne – crist (rhymes with wrist)	Posluszny, David – poz-LUZ-nee
Cwynar, Sean – SWIN-are	Richardson, Morrice – mo-REESE
Dever, Taylor – dev-er (rhymes with never)	Romine, Matt – ro-MINE
Fauria, Joseph – fore-ee-aye	Schwapp, Asaph – shwopp, A-saff
Filer, Steve – FY-ler	Slaughter, Jamoris – juh-MORE-iss
Kamara, Duval – kuh-MARE-uh, doo-VALL	Tisak, Jeff – TEE-sack
Kuntz, Pat – Koontz	Turkovich, Michael – turk-uh-vitch
Lewis-Moore, Kapron – cap-rin	Williams, Hafis – hah-FEENSE

ALPHABETICAL ROSTER

No.	Name	Pos	Ht	Wt	Cl	Hometown/Previous School
20	Lambert, Terrail	CB	5-11	195	Sr.	Bakersfield, CA/Saint Bonaventure
43	Leonis, John+	CB	5-9	169	Sr.	Medford, OR/Saint Mary's
89	Lewis-Moore, Kapron	DE	6-4	257	Fr.	Weatherford, TX/Weatherford
17	Lezynski, Nick+	CB	5-8	157	So.	Newton, PA/Notre Dame High School
71	Mahoney, Dennis+	OL	6-6	290	Fr.	Baltimore, MD/Boys Latin High School
43	Maust, Eric+	P	6-2	177	Jr.	Atlanta, GA/Blessed Trinity
15	McCarthy, Dan	S	6-2	200	Fr.	Youngstown, OH/Cardinal Mooney
28	McCarthy, Kyle	S	6-0	203	Sr.	Youngstown, OH/Cardinal Mooney
54	McDonald, Anthony	ILB	6-1	225	Fr.	Sherman Oaks, CA/Notre Dame
8	McNeil, Raeshon	CB	6-0	190	Jr.	Cooleemee, NC/Davie
16	Montana, Nate+	QB	6-4	200	Fr.	Concord, CA/De La Salle
93	Mullen, Paddy	NT	6-3	300	Jr.	St. Louis, MO/De Smet Jesuit
17	Mulvey, Matthew	QB	6-3	195	Fr.	Del Mar, CA/LaJolla
47	Narvaez, Mike+	FB	5-11	231	Jr.	Ridgewood, NJ/Ridgewood
56	Neal, Kerry	OLB	6-2	246	So.	Bunn, NC/Bunn
99	Newman, Brandon	NT	6-1	310	Fr.	Louisville, KY/Pleasure Ridge Park
37	Noel, Eras+	HB	5-8	190	So.	Palmdale, CA/Paraclete
76	Nuss, Andrew	OG	6-5	304	So.	Ashburn, VA/Stone Bridge
91	Nwankwo, Emeka	DE	6-4	295	So.	Miramar, FL/Chaminade-Madonna Prep
55	Olsen, Eric	OG	6-4	303	Jr.	Staten Island, NY/Poly Prep Ctry.
50	Oxley, Sean	LB	6-2	220	Fr.	Avon Lake, OH/Avon Lake
30	Paskorz, Steve	FB	6-2	235	So.	Allison Park, PA/Hampton
82	Parris, Robby	WR	6-3	210	Jr.	Olmsted Falls, OH/Saint Ignatius
45	Patterson, Kristopher+	WR	5-11	185	Sr.	Seattle, WA/O' Dea
36	Posluszny, David	ILB	6-0	220	Fr.	Aliquippa, PA/Hopewell
48	Quinn, Steve	ILB	6-2	225	Sr.	Cherry Hill, NJ/Saint Joseph's Prep
61	Quintana, Martin+	DL/LB	6-1	250	Jr.	Berwyn, IL/St. Joseph
83	Ragone, Mike	TE	6-5	251	So.	Cherry Hill, NJ/Camden Catholic
53	Richardson, Morrice	DE	6-2	255	Jr.	College Park, GA/Westlake
78	Robinson, Trevor	OG	6-5	301	Fr.	Elkhorn, NE/Elkhorn
41	Rodriguez, Nikolas+	HB	5-11	205	Sr.	San Antonio, TX/Cornerstone Christian
70	Romine, Matt	OT	6-5	292	So.	Tulsa, OK/Union
32	Ruffer, David+	K	6-1	180	So.	Oakton, VA/Gonzaga
9	Rudolph, Kyle	TE	6-6	252	Fr.	Cincinnati, OH/Elder
90	Ryan, John	OLB	6-5	264	Jr.	Westlake, OH/Saint Ignatius
32	Schmidt, Luke	FB/TE	6-4	246	Jr.	Jasper, IN/Jasper
44	Schwapp, Asaph	FB	6-0	251	Sr.	Hartford, CT/Weaver
13	Sharpley, Evan	QB	6-2	215	Sr.	Marshall, MI/Marshall
26	Slaughter, Jamoris	CB	6-0	182	Fr.	Tucker, GA/Tucker
58	Smith, Brian	ILB	6-3	245	So.	Overland Park, KS/Saint Thomas Aquinas
22	Smith, Harrison	S	6-2	212	So.	Knoxville, TN/Knoxville Catholic
35	Smith, Kevin+	ILB	5-8	215	Sr.	Gainesville, FL/F.W. Buchholz
41	Smith, Scott	OLB	6-3	235	Sr.	Highland Park, IL/Highland Park
49	Smith, Toryan	ILB	6-1	244	Jr.	Rome, GA/Rome
59	Stewart, Chris	OG	6-5	337	Jr.	Spring, TX/Klein
23	Tate, Golden	WR	5-11	195	So.	Hendersonville, TN/Pope John Paul II
63	Tisak, Jeff+	NT	6-5	306	Sr.	Duluth, MN/Duluth East
77	Turkovich, Mike	OG/OT	6-6	305	Sr.	Bedford, PA/Valley Forge Military College
85	Vos, Sam+	WR	5-10	199	Jr.	Burlington, WI/Catholic Central
97	Wade, Kallen	OLB	6-5	255	Jr.	Cincinnati, OH/Withrow
14	Walker, Brandon	K	6-3	202	So.	Findlay, OH/Findlay
1	Walker, Deion	WR	6-2	188	Fr.	Christchurch, VA/Christchurch
42	Washington, Kevin	ILB	6-1	250	Sr.	Sugar Land, TX/Stephen F. Austin
51	Wenger, Dan	OC	6-4	302	Jr.	Coral Springs, FL/Saint Thomas Aquinas
19	West, George	WR	5-10	196	Jr.	Spencer, OK/Northeast
79	Williams, Hafis	DE	6-1	302	Fr.	Elizabeth, NJ/Elizabeth
95	Williams, Ian	NT	6-2	310	So.	Altamonte Springs, FL/Lyman
74	Young, Sam	OT	6-8	330	Jr.	Coral Springs, FL/Saint Thomas Aquinas
+ Walk-on Player						

NUMERICAL ROSTER

No.	Name	Pos
43	Leonis, John	CB
44	Schwapp, Asaph	FB
45	Fleming, Darius	OLB
45	Patterson, Kristopher	WR
46	Filer, Steve	OLB
47	Narvaez, Mike	FB
48	Quinn, Steve	ILB
49	Smith, Toryan	ILB
50	Sean Oxley	LB
51	Wenger, Dan	OC
52	Cave, Braxston	OC
53	Richardson, Morrice	DE
54	McDonald, Anthony	ILB
55	Olsen, Eric	OG
56	Neal, Kerry	OLB
57	Golic Jr., Mike	OC
58	Smith, Brian	ILB
59	Stewart, Chris	OG
61	Quintana, Martin	DL/LB
62	Flavin, Bill	OC
63	Tisak, Jeff	NT
64	Burke, Tom	LB
65	Hernandez, Mike	OL
67	Bemenderfer, Thomas	OC
69	Brophy, Carl	OL
70	Romine, Matt	OT
71	Mahoney, Dennis	OL
72	Duncan, Paul	OT
73	Clelland, Lane	OT
74	Young, Sam	OT
75	Dever, Taylor	OT
76	Nuss, Andrew	OG
77	Turkovich, Mike	OG/OT
78	Robinson, Trevor	OG
79	Williams, Hafis	DE
80	Jackson, Richard	WR
81	Goodman, John	WR
82	Parris, Robby	WR
83	Ragone, Mike	TE
85	Vos, Sam	WR
86	Kuppich, Paul	TE/LS
87	Fauria, Joseph	TE
88	Bobby Burger	TE
89	Lewis-Moore, Kapron	DE
90	Ryan, John	OLB
91	Nwankwo, Emeka	DE
93	Mullen, Paddy	NT
94	Brown, Justin	DE
95	Williams, Ian	NT
96	Kuntz, Pat	DE
97	Wade, Kallen	OLB
98	Cwynar, Sean	DE
99	Newman, Brandon	NT

Notre Dame 21, San Diego State 13
Notre Dame, Ind. (Notre Dame Stadium)
Sept. 6, 2008

NOTRE DAME, Ind. (AP) - Jimmy Clausen threw a 38-yard touchdown pass to Golden Tate moments after Notre Dame forced San Diego State to fumble in the end zone and the Fighting Irish rallied for a 21-13 victory on Saturday.

San Diego State (0-2), a 21-point underdog which lost to an FCS team last week, appeared to be on the verge of an upset early in the fourth quarter.

Brandon Sullivan was inches away from a 4-yard touchdown run and a two-score lead for the Aztecs. But safety David Bruton jarred the ball loose and recovered it in the end zone to help the Irish (1-0) avoid an embarrassing loss.

Clausen was 5-of-5 passing for 76 yards on the ensuing drive to rally the Irish to victory. Clausen added a game-clinching 6-yard TD pass to David Grimes with 2:08 left.

Clausen, who also had a 22-yard TD pass to freshman Michael Floyd late in the first half, was 21-of-34 passing for 237 yards with two interceptions.

Ryan Lindley carried San Diego State's offense, completing 29-of-59 passes for 274 yards with one interception and scoring a touchdown on a 1-yard keeper.

The Irish defense made its share of mistakes. Defensive captain Maurice Crum was called for a flagrant pass interference, then three plays later on a late hit on the quarterback to keep a drive alive, although the Aztecs still didn't score.

San Diego State did finally score, though, after Lindley connected with a Darren Mougey on a 43-yard pass play. Mougey, who had five catches for 97 yards, was wide open at 30 and was tackled at the 1 by Bruton. Lindley scored a play later on a keeper.

The Aztecs went ahead 13-7 midway through the third quarter on an 80-yard scoring drive with Lindley completing 6 of 7 passes for 49 yards, capped with a 15-yard pass to a diving Mougey in the back of the end zone. Lance Yoshida's point-after attempt bounced off the right upright.

Notre Dame coach Charlie Weis said he wanted the Irish to pound the ball, but they struggled against a makeshift San Diego State defensive line that had linebacker Russell Allen playing end because of injuries.

On third-and-1 from the 35-yard line, Hughes was stuffed for a 4-yard loss by a blitz by Laolagi. Armando Allen was crushed by safety Corey Boudreaux at the end of a 22-yard run and fumbled.

The Irish finished with 105 yards on 34 carries.

The crowd of 80,795 was the sixth largest the Aztecs had ever played before. They have lost all six games, although they have had other close calls, losing 24-21 at No. 17 Michigan in 2004 and 16-13 at No. 2 Ohio State in 2003.

Playing before its 200th straight sellout crowd and for the 400th time in Notre Dame Stadium, the Irish improved to 299-96-5 in the House that Rockne Built.

Scoring Summary

	1	2	3	4	E	
San Diego State	0	7	6	0	-	13 Record: (0-2)
Notre Dame	0	7	0	14	-	21 Record: (1-0)

Second Quarter

5:32 SD Lindley 1 yd run (Yoshida kick), 2-44 0:29
 1:14 ND Floyd 22 yd pass from Clausen (Walker, B. kick), 3-21 0:17

Third Quarter

8:31 SD Mougey 15 yd pass from Lindley (Yoshida kick failed), 9-80 4:31

Fourth Quarter

9:43 ND Tate 38 yd pass from Clausen (Walker, B. kick), 6-80 2:12
 2:08 ND Grimes 6 yd pass from Clausen (Walker, B. kick), 11-55 6:30

	SD	ND
FIRST DOWNS	19	20
RUSHES-YARDS (NET)	15-71	34-105
PASSING YDS (NET)	274	237
Passes Att-Comp-Int	59-29-1	34-21-2
TOTAL OFFENSE PLAYS-YARDS	74-345	68-342
Fumble Returns-Yards	0-0	0-0
Punt Returns-Yards	3-5	3-41
Kickoff Returns-Yards	4-50	3-74
Interception Returns-Yards	2-16	1-2
Punts (Number-Avg)	9-30.2	5-39.8
Fumbles-Lost	1-1	2-2
Penalties-Yards	11-100	7-58
Possession Time	29:08	30:52
Third-Down Conversions	5 of 16	3 of 12
Fourth-Down Conversions	0 of 1	1 of 2
Red-Zone Scores-Chances	2-3	1-5
Sacks By: Number-Yards	0-0	1-7

RUSHING: San Diego State-Sullivan 10-66; Henderson 2-12; Mougey 1-minus 1; Lindley 2-minus 6. Notre Dame-Allen 17-59; Hughes 16-54; Maust 1-minus 8.

PASSING: San Diego State-Lindley 29-59-1-274. Notre Dame-Clausen 21-34-2-237.

RECEIVING: San Diego State-Kawulok 9-60; Mougey 5-97; Wallace 4-40; Henderson 4-37; Brown 3-19; Sullivan 2-7; Umuolo 1-7; Shaw 1-7. Notre Dame Tate 6-93; Grimes 5-35; Hughes 3-32; Allen 3-18; Kamara 1-28; Floyd 1-22; Rudolph 1-5; Yeatman 1-4.

INTERCEPTIONS: San Diego State-McKay 1-16; Holmes 1-0. Notre Dame-Neal 1-2.

FUMBLES: San Diego State-Sullivan 1-1. Notre Dame-Hughes 1-1; Allen 1-1.

SACKS (UA-A): San Diego State-None. Notre Dame-Crum 1-0.

TACKLES (UA-A): San Diego State-Laolagi 8-5; Milling 6-5; Holmes 6-1; Preston 2-3; Allen 3-1; Williams 1-3; Soto 1-3; Boudreaux 1-3; Moore 2-1; Campbell 2-1; McKay 2-0; Lawson 1-1; Perez 1-1; Sandford 1-1; Hemmings 1-0; Stahovich 1-0; Louis 1-0; Armstrong 0-1; Davis 0-1; Sokoloski 0-1. Notre Dame-McCarthy 10-4; Bruton 7-0; Lambert 6-0; Brown, S. 4-2; Crum 3-3; Smith, B. 4-0; Smith, H. 3-0; Neal 1-2; Anello 2-0; Fleming 1-0; Kamara 1-0; Richardson 1-0; Ryan 1-0; Johnson 0-1.

Notre Dame 35, Michigan 17
Notre Dame, Ind. (Notre Dame Stadium)
Sept. 13, 2008

NOTRE DAME, Ind. (AP) - A busted up knee could hardly put a damper on this day for Notre Dame coach Charlie Weis.

"We definitely showed up against a good opponent and it's sweet," said Weis, on crutches most of the game after tearing the ACL and MCL in his left knee Saturday when he was hit in the second quarter along the sideline. "This was a big win for our program and our kids."

Ripping a page out of the playbook that Michigan used for consecutive wins over the Irish the past two seasons, Notre Dame took advantage of mistakes by the Wolverines to jump to a three-touchdown lead. Michigan coach Rich Rodriguez said his team's six turnovers too much to overcome.

"I don't think we're that far off. We've just got to play better," he said. "I've said it many times, we're not good enough to play poorly and win. We're not right now."

Jimmy Clausen, who was sacked eight times by the Wolverines last year, was 10-of-21 passing for 147 yards with two touchdown passes, two interceptions and he wasn't sacked. Robert Hughes ran for two touchdowns for the Irish.

After losing 38-0 and 47-21 to the Wolverines the past two seasons, Clausen said the victory Saturday was big.

"It feels great. I was talking to a bunch of the guys before the game, I said, 'Remember what we felt like last year after this game. That's not going to happen again.'"

Weis was hurt when Irish defensive end John Ryan, who is 6-5, 264 pounds, was blocked and crashed into Weis in the leg. The coach was looking in the other direction because the ball carrier had run past him.

"Tommy Brady's got nothing on me," Weis joked afterward about the injured New England Patriots' quarterback.

Weis will have surgery on his knee in the next few days.

"I feel like an athlete. First time in my life," he said.

The Irish scored their first two touchdowns off turnovers and went ahead 21-0 in the first quarter.

"Neither one of us, is really built at this time to play from behind in a significant margin," Weis said.

"Because the question was for everyone. It wasn't just for media. It was for coaches, it was for players, for everyone. Where are we going to go from here?" he said.

Linebacker Brian Smith, who returned a fumble recovery 35 yards for the only touchdown of the second half early in the fourth quarter, said the Irish showed they are an improved team.

"Last year at Michigan, we were embarrassed as a team. We remembered that as we were training and getting ready for the season," Smith said.

The victory came on the same day Notre Dame honored former coach Lou Holtz by dedicating a statue of him before the game. Members of his 1988 national team, Notre Dame's last title winner, also were on hand for the victory.

"Today it was not Lou, it was not the '88 team, it was those guys in that locker room stepping up and earn the respect that (senior linebacker) Mo Crum was talking about last night at the pep rally," Weis said. "We had a bunch of guys that stepped up and said we want to make a statement that Notre Dame's not just some garbage school out there."

This year it was the Wolverines who left the game wondering where they go from here.

"Michigan football will be back," Rodriguez said. "All the naysayers out there, I'm disappointed but I'm not discouraged. Michigan football will be back."

The second half was played in a steady rain as the Wolverines made four of their six turnovers.

"You can't blame the conditions," said Steven Threet, who was 16-of-23 passing for 175 yards and a touchdown with no interceptions for Michigan.

Sam McGuffie ran for 131 yards on 25 carries and had four catches for 47 yards and a touchdown. The Wolverines moved the ball better than they did in their first two games in Rodriguez's spread offense. They just couldn't hold on to it.

"I don't think we're that far off. We've just got to play better. I've said it many times, we're not good enough to play poorly and win," he said. "We're not right now."

Scoring Summary

	1	2	3	4	F	
Michigan	7	10	0	0	-	17 Record: (1-2)
Notre Dame	21	7	0	7	-	35 Record: (2-0)

First Quarter

11:52	ND	Hughes 2 yd run (Walker, B. kick), 3-11 0:50
11:00	ND	Kamara 10 yd pass from Clausen (Walker, B. kick), 3-14 0:52
4:51	ND	Tate 48 yd pass from Clausen (Walker, B. kick), 1-63 0:15
1:56	UM	McGuffie 40 yd pass from Threet (Lopata kick), 7-75 2:55

Second Quarter

11:53	UM	Lopata 23 yd field goal, 8-67 3:21
8:47	ND	Hughes 1 yd run (Walker, B. kick), 6-87 3:06
5:41	UM	Grady 7 yd run (Lopata kick), 7-60 3:06

Fourth Quarter

14:50	ND	Smith, B. 35 yd fumble recovery (Walker, B. kick)
-------	----	---

	UM	ND
FIRST DOWNS	21	14
RUSHES-YARDS (NET)	42-159	34-113
PASSING YDS (NET)	229	147
Passes Att-Comp-Int	28-19-2	21-10-2
TOTAL OFFENSE PLAYS-YARDS	70-388	55-260
Fumble Returns-Yards	0-0	1-35
Punt Returns-Yards	2--2	2-12
Kickoff Returns-Yards	5-57	4-58
Interception Returns-Yards	2-0	2-80
Punts (Number-Avg)	4-52.8	6-43.8
Fumbles-Lost	7-4	3-0
Penalties-Yards	7-79	3-38
Possession Time	32:12	27:48
Third-Down Conversions	4 of 12	3 of 12
Fourth-Down Conversions	1 of 2	0 of 2
Red-Zone Scores-Chances	2-4	3-4
Sacks By: Number-Yards	0-0	0-0

INDIVIDUAL LEADERS

RUSHING: Michigan-McGuffie 25-131; Mesko 1-13; Threet 5-8; Shaw 2-5; Grady 4-4; Minor 3-1; Brown 1-0; TEAM 1-minus 3. Notre Dame-Hughes 19-79; Aldridge 9-28; Clausen 2-5; Allen 2-4; TEAM 2-minus 3.

PASSING: Michigan-Threet 16-23-0-175; Sheridan 3-5-2-54. Notre Dame-Clausen 10-21-2-147.

RECEIVING: Michigan-Odoms 6-56; McGuffie 4-47; Mathews 4-46; Stonum 3-35; Babb 2-45. Notre Dame-Tate 4-127; Floyd 2-10; Kamara 1-10; Grimes 1-3; Parris 1-0; Hughes 1-minus 3.

INTERCEPTIONS: Michigan-Trent 2-0. Notre Dame-Gray 1-41; Bruton 1-39.

FUMBLES: Michigan-Threet 2-1; Cissoko 1-0; Shaw 1-1; Grady 1-1; Minor 1-1; Warren 1-0. Notre Dame-Tate 1-0; Aldridge 1-0; Clausen 1-0.

SACKS (UA-A): Michigan-None. Notre Dame-None.

TACKLES (UA-A): Michigan-Trent 4-5; Brown 3-5; Warren 3-4; Thompson 3-4; Ezeh 2-4; Harrison 0-6; Jamison 2-2; Mouton 0-4; Johnson 1-2; Graham 1-1; Van Bergen 0-2; Sheridan 1-0; Butler 1-0; Molk 1-0; Woolfolk 1-0; Johnson 0-1; Martin 0-1; Leach 0-1; Fitzgerald 0-1; Williams 0-1; Stewart 0-1; Taylor 0-1. Notre Dame-Bruton 10-5; McCarthy, K. 7-3; Smith, B. 2-4; Crum 3-2; Brown, J. 2-2; Kuntz 3-0; McNeil 2-1; Anello 2-1; Fleming 1-3; Neal 1-2; Blanton 2-0; Lambert 2-0; Brown, S. 1-1; Williams 1-0; Gordon 1-0; Smith, H. 1-0; Quinn 1-0; Ryan 0-1; Johnson 0-1; Richardson 0-1; Washington, Kevin 0-1.

**Michigan State 23, Notre Dame 7
East Lansing, Mich. (Spartan Stadium)
Sept. 20, 2008**

EAST LANSING, Mich. (AP) - Javon Ringer ran for 201 yards and two touchdowns on 39 carries, carrying Michigan State to a 23-7 win over Notre Dame on Saturday.

Michigan State (3-1) took a 13-0 lead into the fourth quarter, then sealed the victory by handing off to Ringer on all seven plays of a 77-yard drive that he capped with his second score with 2:16 left.

The Irish (2-1) turned the ball over three times and missed two field goals, hurting their chances of starting 3-0 for the first time since 2002 and the second time in 12 years.

Jimmy Clausen was 24-of-41 for 242 yards with a TD and two interceptions, one in the end zone on a play that was overturned by a video review.

Clausen was sacked three times - after not being sacked once in the first two games - and was hurried and hit numerous times. Brandon Long was credited with 2 1/2 sacks.

Michael Floyd caught a 26-yard TD pass early in the fourth quarter, getting Notre Dame within six points, after fumbling at the Michigan State 20 early in the third.

Brandon Walker missed two field goals. A 51-yard kick sailed right in the second quarter and a 41-yard kick went left after a high snap with 5:50 to go in the game, ruining a chance to get within six.

Notre Dame coach Charlie Weis was on the sideline without crutches, wearing a brace under his blue slacks that protected his right knee that was injured in last week's win over Michigan.

Ringer led the nation with nine touchdowns and 104 carries after three games, coming off career highs with 43 carries and 282 yards in a shutout win over Florida Atlantic. He took another step toward stardom with his performance against an Irish team geared to stop him and his highlight of the day was a 63-yard run that set up his second TD.

The Spartans got off to a good start, limiting Notre Dame to minus-5 yards on its first two drives and kicking a field goal on their opening possession.

Clausen's up-for-grabs pass in the end zone to a double-covered Duval Kamara was ripped away by safety Otis Wiley on Notre Dame's third drive. It was originally ruled incomplete but overturned by replay.

Clausen threw another poor pass in the second quarter and it was picked off by Wiley at the Notre Dame 22, setting up Ringer's first TD.

Brett Swenson kicked his second field goal with in the third quarter, putting the Spartans ahead 13-0. That proved to be enough scoring for the Spartans, who have won three straight after losing the opener at California

**Scoring
Summary**

	1	2	3	4	F	
Notre Dame	0	0	0	7	-	7 Record: (2-1)
Michigan State	3	7	3	10	-	23 Record: (3-1)

First Quarter

11:14 MS Swenson 45 yd field goal, 6-24 1:44

Second Quarter

3:28 MS Ringer 1 yd run (Swenson kick), 9-22 3:42

Third Quarter

5:32 MS Swenson 26 yd field goal, 12-77 5:18

Fourth Quarter

14:51 ND Floyd 26 yd pass from Clausen (Walker, B. kick), 8-75 2:34

9:10 MS Swenson 23 yd field goal, 11-54 5:35

2:16 MS Ringer 1 yd run (Swenson kick), 7-77 3:34

Team Statistics

	ND	MS
FIRST DOWNS	18	16
RUSHES-YARDS (NET)	22-16	43-203
PASSING YDS (NET)	242	143
Passes Att-Comp-Int	41-24-2	26-12-0
TOTAL OFFENSE PLAYS-YARDS	63-258	69-346
Fumble Returns-Yards	0-0	0-0
Punt Returns-Yards	3-23	1-10
Kickoff Returns-Yards	5-147	2-47
Interception Returns-Yards	0-0	2-0
Punts (Number-Avg)	5-40.8	5-45.2
Fumbles-Lost	3-1	1-1
Penalties-Yards	5-24	6-65
Possession Time	26:15	33:45
Third-Down Conversions	6 of 13	6 of 15
Fourth-Down Conversions	0 of 1	1 of 1
Red-Zone Scores-Chances	0-2	4-4
Sacks By: Number-Yards	0-0	3-34

INDIVIDUAL LEADERS

RUSHING: Notre Dame-Tate 1-24; Aldridge 4-13; Hughes 5-9; Allen 6-8; TEAM 1-minus 7; Clausen 5-minus 31. Michigan State-Ringer 39-201; Hoyer 2-6; TEAM 2-minus 4.

PASSING: Notre Dame-Clausen 24-41-2-242. Michigan State-Hoyer 12-26-0-143.

RECEIVING: Notre Dame-Floyd 7-86; Tate 5-83; Allen 5-20; Parris 4-22; Rudolph 2-29; Yeatman 1-2. Michigan State-Dell 4-80; White 2-19; Celek 2-15; Cunningham 1-22; Curry 1-4; Hawken 1-3; Ringer 1-0.

INTERCEPTIONS: Notre Dame-None. Michigan State-Wiley 2-0.

FUMBLES: Notre Dame-Floyd 1-1; TEAM 1-0; Clausen 1-0. Michigan State-Ringer 1-1.

SACKS (UA-A): Notre Dame-None. Michigan State-Long 2-0; Anderson 0-1; Rucker 0-1.

TACKLES (UA-A): Notre Dame-Smith, B. 4-6; Bruton 3-7; McCarthy, K. 1-8; Crum 4-4; Lambert 2-6; Smith, H. 1-5; Williams, I. 1-5; Gray, G. 4-0; McNeil 1-3; Blanton 1-2; TEAM 2-0; Kuntz 1-1; Brown, J. 0-2; Quinn 1-0; Smith, S. 1-0; Ryan 0-1; Neal 0-1; Fleming 0-1. Michigan State-Jones 6-3; Rucker 4-5; Decker 2-6; Fortener 5-2; Wiley 3-2; Long 2-3; Weaver 4-0; Denson 2-0; Adams 2-0; Ware 1-1; Hyde 1-1; Kershaw 0-2; Jordan 1-0; Allison 0-1; Gordon 0-1; Henderson 0-1; Anderson 0-1; Robinson 0-1.

Notre Dame 38, Purdue 21
Notre Dame, Ind. (Notre Dame Stadium)
Sept. 27, 2008

NOTRE DAME, Ind. (AP) - Notre Dame's offense answered coach Charlie Weis' challenge.

The Fighting Irish put together their most productive third quarter of the season, scoring three touchdowns behind Jimmy Clausen's passing and Armando Allen Jr.'s running, in a 38-21 victory over Purdue on Saturday.

Notre Dame hadn't scored in the third quarter this season and were tied 14-14 with Purdue at halftime.

"Basically I told them, 'This is the most important drive of the season here,'" Weis said of the opening drive of the second half. "Because that game could have gone either way at that point."

Notre Dame (3-1), which entered the game averaging 78 yards rushing a game rushing, ran for 90 yards in the third quarter against Purdue (2-2).

Allen Jr., who ran for a career-high 134 yards on 17 carries, had a 21-yard run to set up his 16-yard TD run. He then had two runs of 21 yards on the next possession to help set up Notre Dame's next score, a 5-yard pass from Clausen to Kyle Rudolph.

Clausen passed for a career-high 275 yards and three touchdowns.

When Purdue cut the lead to one touchdown on a 54-yard TD pass from Curtis Painter to Desmond Tardy, the Irish answered with a 30-yard TD from Clausen to David Grimes.

"The response they had in the third quarter was probably the probably the most significant part of this football game," Weis said.

Tardy had 10 catches for 175 yards.

The Irish ran for 201 yards on 40 carries. Purdue coach Joe Tiller said because of his team's lack of depth at linebacker he wasn't surprised to see the Irish run the ball so often.

"We played an awful lot of nickel defense, and if I'm coaching against a team that's going to play nickel all the time, I'm going to run it. At least I'm going to run it more than I normally run," he said.

The Boilermakers fell to 1-15 at Notre Dame Stadium since 1976. The loss also left Tiller, who is retiring after the season, with a 5-7 record against the Irish. Purdue had lost 11 straight to Notre Dame before Tiller arrived.

Allen, who had run for 71 yards on 24 carries coming into the game, had the five longest runs of his career.

"I said, 'Where you've been?'" Weis said.

Allen said, "It feels great to go out there and prove to people what I'm capable of."

Irish guard Eric Olsen said it wasn't surprising.

"He has great vision, and for his size, he has great power," Olsen said. "When he gets his legs churning it's hard to bring him down."

Clausen's previous career-high was 246 yards passing against Air Force. Michael Floyd added six catches for 100 yards and Golden Tate caught a touchdown pass.

Weis said Clausen made good decisions and threw the ball away when he needed to.

"It seemed like every ball we had a chance of making a play on. I thought he had a good day," Weis said.

Clausen, using a no-huddle offense, was 20-of-35 passes with no interceptions.

"I know I'm capable of doing stuff like this, it was just a matter of time and preparation and practice," Clausen said.

Purdue linebacker Anthony Heygood said the Boilermakers just gave up too many big plays.

"We're a talented defense and we know we can play much, much better than we did today," he said.

Painter was 29-of-55 passing for 359 yards and two touchdowns for Purdue as he kept the Irish off balance in the first half. But the Irish defense came up with some big plays, including a 47-yard interception return by cornerback Robert Blanton.

"We missed some opportunities early," Painter said. "We got behind a team that was doing some things well and really had to take advantage of those opportunities."

Weis said the win was big for the Irish.

"The confidence continues to grow," he said. "I'd say it's huge."

Scoring Summary

	1	2	3	4	E	
Purdue	7	7	7	0	-	21 Record: (2-2)
Notre Dame	0	14	21	3	-	38 Record: (3-1)

First Quarter

9:04 PUR Sheets 22 yd run (Summers kick), 8-59 4:16

Second Quarter

9:56 ND Blanton 47 yd interception return (Walker, B. kick)
 4:46 PUR Valentin 3 yd pass from Painter (Summers kick), 14-78 5:10
 2:35 ND Tate 6 yd pass from Clausen (Walker, Brandon kick), 6-65 2:11

Third Quarter

12:56 ND Allen 16 yd run (Walker, B. kick), 5-81 2:04
 6:37 ND Rudolph 5 yd pass from Clausen (Walker, B. kick), 11-78 4:56
 5:24 PUR Tardy 54 yd pass from Painter (Summers kick), 4-64 1:13
 1:24 ND Grimes 30 yd pass from Clausen (Walker, B. kick), 9-54 4:00

Fourth Quarter

10:26 ND Walker, B. 41 yd field goal, 9-64 3:55

Team Statistics

	ND	MS
FIRST DOWNS	23	23
RUSHES-YARDS (NET)	17-103	40-201
PASSING YDS (NET)	359	275
Passes Att-Comp-Int	55-29-1	35-20-0
TOTAL OFFENSE PLAYS-YARDS	72-462	75-476
Fumble Returns-Yards	0-0	0-0
Punt Returns-Yards	1-9	1-1
Kickoff Returns-Yards	7-97	4-105
Interception Returns-Yards	0-0	1-47
Punts (Number-Avg)	4-39.0	2-46.5
Fumbles-Lost	0-0	0-0
Penalties-Yards	5-43	6-44
Possession Time	24:34	35:26
Third-Down Conversions	6 of 14	6 of 14
Fourth-Down Conversions	0 of 2	3 of 4
Red-Zone Scores-Chances	1-3	3-4
Sacks By: Number-Yards	1-8	0-0

INDIVIDUAL LEADERS

RUSHING: Purdue-Sheets 13-87; Siller 2-6; Halliburton 1-5; Painter 1-5. Notre Dame-Allen 17-134; Aldridge 8-34; Hughes 9-26; Clausen 5-8; TEAM 1-minus 1.

PASSING: Purdue-Painter 29-55-1-359. Notre Dame-Clausen 20-35-0-275.

RECEIVING: Purdue-Tardy 10-175; Orton 9-90; Sheets 5-56; Smith 2-24; Whittington 1-8; Valentin 1-3; McKey 1-3. Notre Dame-Floyd 6-100; Tate 5-64; Grimes 4-65; Rudolph 3-32; Allen 1-9; Kamara 1-5.

INTERCEPTIONS: Purdue-None. Notre Dame-Blanton 1-47.

FUMBLES: Purdue-None. Notre Dame-None.

SACKS (UA-A): Purdue-Neal 1-0. Notre Dame-None.

TACKLES (UA-A): Purdue-Heygood 5-6; Holland 2-9; Williams 2-6; McKinley 3-4; Mclean 1-4; Neal 1-4; Kerrigan 2-2; King 1-3; Golding 1-3; Baker 1-2; Pender 2-0; Brown 1-1; Adams 0-2; Mondek 0-2; Guynn 0-2; Magee 0-2; Wolf 1-0; Wiggs 1-0; Lindsay 1-0; Martin 1-0; Dierking 1-0; Halliburton 1-0. Notre Dame-Bruton 4-2; Kuntz 3-3; Crum 1-5; Blanton 5-0; McCarthy, K. 4-1; Smith, B. 1-4; Gray, G. 4-0; Lambert 3-1; McNeil 2-1; Smith, S. 2-1; Anello 1-2; Smith, H. 2-0; Brown, S. 1-1; Williams 0-2; Fleming 0-2; Johnson 0-2; Neal 1-0; Gordon 0-1; Ryan 0-1; Quinn 0-1.

Notre Dame 28, Stanford 21
Notre Dame, Ind. (Notre Dame Stadium)
Oct. 4, 2008

NOTRE DAME, Ind. (AP) - Jimmy Clausen threw for a career-high 347 yards and three touchdown passes and Notre Dame held on for a 28-21 victory over Stanford on Saturday.

Notre Dame's seventh straight victory over the Cardinal (3-3) looked as if it was going to be a rout when the Fighting Irish (4-1) were up 28-7 in the fourth quarter.

Stanford made a late run behind Tavita Pritchard. He threw a 1-yard pass to Jim Dray and a 10-yard TD pass to Doug Baldwin with 6 minutes left to close to within a touchdown.

The Cardinal got the ball back on their own 2 with 3:34 left, but couldn't mount a drive. They had one last chance with 8 seconds left, but fumbled the ball and Pat Kuntz recovered to end the game.

The Irish won their fifth straight home game. The Cardinal haven't won at Notre Dame Stadium since 1992.

It was the second straight career-best performance for Clausen, who threw for 275 yards a week earlier against Purdue. He was much more efficient against the Cardinal, however, completing 29-of-40 passes with no interceptions. He had a 21-yard touchdown pass to Armando Allen Jr., a 48-yard scoring pass to Michael Floyd and a 16-yard TD pass to Kyle Rudolph.

Floyd had five catches for 115 yards for the Irish and Allen had seven catches for 66 yards and also scored on a 3-yard run as the Irish were held to 83 yards rushing. The 29 completions also were a career-high for Clausen.

After rushing for 107 yards in the first quarter, Stanford managed just 22 yards running in the second and third quarters. The Cardinal finished with 161 yards rushing on 37 carries, led by Toby Gerhart's 104 on 13.

Pritchard was 18-of-28 passing for 182 yards, including 10-of-11 for 106 yards and two touchdowns in the fourth quarter. Gerhart, who left the game last week against Washington with a mild concussion, scored on a 1-yard TD run.

The Cardinal were slowed in the first half by three interceptions thrown by Pritchard and eight penalties for 51 yards.

The Irish took control with two second-quarter touchdowns, sandwiched around an interfering with a fair catch call, to move ahead 21-7. On the first drive, Clausen completed 5-of-6 passes for 65 yards and a pass interference call put the ball on the 2. Allen then raced between two Cardinal defenders to give the Irish a 14-7 lead.

The Irish defense then held Stanford to a three-and-out. On the punt, Allen signaled a fair catch and raced up to catch it, but Nate Wilcox-Fogel got in the way. The ball hit Allen and Stanford's Will Powers picked it up and began running for the end zone, but officials called the interference penalty.

Stanford coach Jim Harbaugh was irate, throwing down his play card and tossing his hat, because he thought Wilcox-Fogel was blocked into Allen.

The Irish got the ball on the Stanford 48. On third-and-8, Clausen threw a long pass that Floyd caught at the 5 and ran in untouched after Stanford cornerback Wopamo Osaisai fell, giving the Irish a two-touchdown lead. The Irish made it 28-7 on Rudolph's TD catch.

Stanford moved the ball well on its first three possessions, but the first two ended in interceptions by David Bruton and Kuntz. The Irish defense, which entered the game with one sack in four games, had five against the Cardinal

Scoring Summary

	1	2	3	4	F	
Stanford	0	7	0	14	-	21 Record: (3-3)
Notre Dame	7	14	7	0	-	28 Record: (4-1)

First Quarter

7:56 ND Allen 21 yd pass from Clausen (Walker, B. kick), 9-80 5:03

Second Quarter

10:51 STAN Gerhart 1 yd run (Zagory kick), 14-95 7:02

6:12 ND Allen 3 yd run (Walker, B. kick), 9-73 4:39

3:40 ND Floyd 48 yd pass from Clausen (Walker, B. kick), 3-48 0:58

Third Quarter

4:30 ND Rudolph 16 yd pass from Clausen (Walker, B. kick), 7-75 4:22

Fourth Quarter

10:06 STAN Dray 1 yd pass from Pritchard (Zagory kick), 7-72 2:48

6:00 STAN Baldwin 10 yd pass from Pritchard (Zagory kick), 5-36 2:02

Team Statistics

	STAN	ND
FIRST DOWNS	20	20
RUSHES-YARDS (NET)	37-161	27-83
PASSING YDS (NET)	182	347
Passes Att-Comp-Int	28-18-3	40-29-0
TOTAL OFFENSE PLAYS-YARDS	65-343	67-430
Fumble Returns-Yards	0-0	1-2
Punt Returns-Yards	4-46	0-0
Kickoff Returns-Yards	5-111	4-72
Interception Returns-Yards	0-0	3-2
Punts (Number-Avg)	3-42.0	5-41.4
Fumbles-Lost	1-1	0-0
Penalties-Yards	9-56	8-75
Possession Time	26:40	33:20
Third-Down Conversions	2 of 9	4 of 14
Fourth-Down Conversions	0 of 1	2 of 3
Red-Zone Scores-Chances	3-3	2-4
Sacks By: Number-Yards	1-12	5-48

INDIVIDUAL LEADERS

RUSHING: Stanford-Gerhart 13-104; Kimble 10-61; Howell 3-15; Thomas 2-9; Pritchard 9-minus 28. Notre Dame-Allen 9-33; Smith, H. 1-23; Hughes 8-14; Aldridge 5-9; Clausen 4-4.

PASSING: Stanford-Pritchard 18-28-3-182. Notre Dame-Clausen 29-40-0-347.

RECEIVING: Stanford-Whalen 8-91; Gunder 4-34; Baldwin 3-42; Fleener 1-12; Kimble 1-2; Dray 1-1. Notre Dame-Allen 7-66; Grimes 7-60; Floyd 5-115; Rudolph 5-70; Tate 3-30; Hughes 1-4; Kamara 1-2.

INTERCEPTIONS: Stanford-None. Notre Dame-McCarthy 1-2; Kuntz 1-0; Bruton 1-0.

FUMBLES: Stanford-Baldwin 1-1. Notre Dame-None.

SACKS (UA-A): Stanford-McNally 1-0. Notre Dame-Kuntz 2-0; Brown, S. 1-0; Smith, B. 1-0; Fleming 1-0.

TACKLES (UA-A): Stanford-McNally 5-4; Osaisai 4-5; Maynor 3-6; Snyder 4-4; Lorig 2-3; Amajoyi 1-4; Evans 3-1; Wisner 1-3; Thomas 1-3; Chase 2-1; Udofia 1-2; McAndrew 2-0; Keiser 1-1; Marecic 1-0; Bulcke 0-1; Bademosi 0-1; Fua 0-1. Notre Dame-McCarthy 7-7; Bruton 5-4; Smith, B. 3-3; McNeil 3-1; Crum 3-1; Lambert 2-2; Smith, H. 2-1; Fleming 2-1; Brown, S. 2-1; Kuntz 2-1; Brown, J. 1-2; Anello 2-0; Ryan 0-2; Blanton 1-0; Gordon 1-0; Gray, G. 1-0; Smith, S. 1-0; Neal 1-0; Quinn 1-0; Richardson 0-1; Herring 0-1; Williams, I. 0-1; Johnson 0-1

**#22 North Carolina 29, Notre Dame 24
Chapel Hill, N.C. (Kenan Stadium)
Oct. 11, 2008**

CHAPEL HILL, N.C. (AP) - Cameron Sexton scored on a leaping 4-yard keeper to start the fourth quarter, Quan Sturdivant returned an interception for a touchdown and No. 22 North Carolina rallied to beat Notre Dame 29-24 on Saturday.

Ryan Houston scored on a short run for the Tar Heels (5-1), who are off to their best start since winning the first eight games of the 1997 season. Hakeem Nicks added nine catches for 141 yards and freshman walk-on Casey Barth kicked three field goals, helping North Carolina rally from an 11-point first-half deficit and beat the Fighting Irish for just the second time in 18 meetings.

This one came down to a wild finish, with the Irish (4-2) reaching North Carolina's 7-yard line in the final seconds before officials ruled after a review that receiver Michael Floyd fumbled the ball after a catch. Trimane Goddard recovered the ball, giving it back to North Carolina for a joyous kneel-down with 3 seconds left.

Jimmy Clausen threw for 383 yards and two touchdowns for Notre Dame, which moved the ball all day against and led 17-9 at the break before committing four second-half turnovers. Notre Dame finished with 472 yards and converted 10 of 16 third downs.

Sexton, the one-time third stringer filling in for injured starter T.J. Yates, threw for 201 yards. But he made his biggest play with his feet, scrambling right on third down and jumping through a hit from Kyle McCarthy at the goal line for the 29-24 lead with 14:55 to play.

The Tar Heels found a way to keep moving forward despite going most of the way without big-play receiver and returner Brandon Tate, who sprained his right knee in the first quarter. Nicks picked up the slack with another big day against the Fighting Irish after tallying six catches for 171 yards and a score against them two years ago. Converted safety Shaun Draughn added his second straight solid game, finishing with 91 yards on 17 carries.

Clausen looked sharp most of the day behind a line that gave him plenty of time to throw. But the sophomore made three costly second-half mistakes that helped the Tar Heels seize momentum after trailing the entire first half.

It started when Sturdivant jumped in front of Kyle Rudolph for the pick on Clausen's first pass and returned it 32 yards for the touchdown to cut it to 17-16. Later in the period, Aleric Mullins stripped Clausen of the ball and recovered the fumble to set up the Tar Heels' go-ahead drive.

Then, after the Irish had driven to North Carolina's 36-yard line with about 5 minutes left, Deunta Williams picked off Clausen on the right side, giving the ball back to the Tar Heels for a drive that took 3 minutes off the clock.

Once Notre Dame got the ball back at its own 18 with 1:47 to play, Clausen guided one more drive, pushing to North Carolina's 33-yard line with 11 seconds left before finding Floyd over the middle on what turned out to be the Irish's final play.

**Scoring
Summary**

	<u>1</u>	<u>2</u>	<u>3</u>	<u>4</u>	<u>F</u>	
Notre Dame	7	10	7	0	-	24 Record: (4-2)
North Carolina	3	6	13	7	-	29 Record: (5-1)

First Quarter

10:27 ND Tate 19 yd pass from Clausen (Walker, B. kick), 11-82 3:29
2:49 NC Barth 41 yd field goal, 8-54 2:51

Second Quarter

12:53 ND Walker, B. 42 yd field goal, 10-63 4:56
5:22 NC Barth 34 yd field goal, 14-58 7:31
0:52 ND Floyd 7 yd pass from Clausen (Walker, B. kick), 8-80 4:30
0:09 NC Barth 42 yd field goal, 7-42 0:43

Third Quarter

14:48 NC Sturdivant 32 yd interception return (Barth, C kick)
10:43 ND Aldridge 2 yd run (Walker, B. kick), 11-72 4:05
5:14 NC Houston 1 yd run (Sexton pass failed), 13-69 5:29

Fourth Quarter

14:55 NC Sexton 4 yd run (Barth kick), 7-42 3:18

Team Statistics

	ND	NC
FIRST DOWNS	27	21
RUSHES-YARDS (NET)	30-89	32-121
PASSING YDS (NET)	383	201
Passes Att-Comp-Int	48-31-2	32-18-0
TOTAL OFFENSE PLAYS-YARDS	78-472	64-322
Fumble Returns-Yards	0-0	0-0
Punt Returns-Yards	0-0	1-9
Kickoff Returns-Yards	7-120	4-82
Interception Returns-Yards	0-0	2-40
Punts (Number-Avg)	1-35.0	4-38.0
Fumbles-Lost	4-3	1-0
Penalties-Yards	4-33	7-55
Possession Time	33:05	26:55
Third-Down Conversions	10 of 16	6 of 13
Fourth-Down Conversions	0 of 2	0 of 0
Red-Zone Scores-Chances	3-3	4-4
Sacks By: Number-Yards	1-8	4-26

INDIVIDUAL LEADERS

RUSHING: Notre Dame-Allen 11-60; Aldridge 4-23; Hughes 4-12; Clausen 11-minus 6. North Carolina-Draughn 17-91; Houston 8-28; Little 2-7; Sexton 3-minus 2; Team 2-minus 3.

PASSING: Notre Dame-Clausen 31-48-2-383. North Carolina-Sexton 18-32-0-201.

RECEIVING: Notre Dame-Allen 7-47; Floyd 6-93; Tate 5-121; Kamara 5-58; Grimes 4-19; Rudolph 3-30; Hughes 1-15. North Carolina-Nicks 9-141; Foster 3-28; Arnold 2-3; Quinn 1-15; Pianalto 1-5; Thornton 1-5; Elzy 1-4.

INTERCEPTIONS: Notre Dame-None. North Carolina-Sturdivant 1-32; Williams 1-8.

FUMBLES: Notre Dame-Allen 1-0; Floyd 1-1; Clausen 1-1; Gray 1-1. North Carolina-Team 1-0.

SACKS (UA-A): Notre Dame-Kuntz 1-0. North Carolina-Carter 2-0; Mullins 1-0; Coples 1-0.

TACKLES (UA-A): Notre Dame-Bruton 7-1; McNeil 5-1; Smith, H. 3-3; Crum 4-1; McCarthy 4-0; Williams 3-0; Smith, B. 3-0; Kuntz 2-1; Blanton 2-0; Brown, J. 1-1; Anello 1-1; Smith, S. 1-0; Fleming 1-0; Floyd 1-0; Smith, T. 1-0; Richardson 1-0; Johnson 1-0; Neal 1-0; Lambert 0-1. North Carolina-Paschal 8-3; Sturdivant 5-5; Williams 6-0; Hemby 4-2; Goddard 4-1; Brown 3-1; Burney 3-1; Carter 3-0; Powell 2-1; White 1-2; Austin 1-2; Tinsley 1-1; Mullins 1-1; Taylor 0-2; Coples 1-0; Thomas 1-0; Rich 1-0; Arnold 0-1; Quinn 0-1

**Notre Dame 33, Washington 7
Seattle, Wash. (Husky Stadium)
Oct. 25, 2008**

SEATTLE (AP) - Junior James Aldridge ran for 84 yards and a career-high two touchdowns and the Notre Dame defense handled Washington in a 33-7 victory on Saturday night.

Washington's score with 2:56 left prevented its first shutout loss at home since 1976.

Notre Dame (5-2) led 24-0 late in the third quarter and faced fourth-and-13 at its own 37.

Harrison Smith took a direct snap on a fake punt and ran 35 yards to set up the second field goal of the game by Brandon Walker.

As the crowd boomed, coach Tyrone Willingham remained stoic on the sideline.

The Huskies' offense, with redshirt freshman quarterback Ronnie Fouch making his third career start, did not cross midfield until 6 minutes remained. It had just 51 total yards on 35 plays entering the fourth quarter.

Washington (0-7) finished with 124 total yards against a defense that was allowing an average of 368 yards, 75th nationally.

The Huskies remain one of only two winless teams in the Bowl Subdivision, with North Texas.

The Irish looked rusty on offense following its bye, with quarterback Jimmy Clausen frustrated and often misfiring. He did complete 14 of 26 passes for 201 yards, with a 51-yard touchdown pass to Michael Floyd on the game's first series, and an interception.

Notre Dame improved to 7-0 against Washington. The Irish have won both times they've met a former non-interim head coach. The other time was in 2005, another rout of Willingham and the Huskies in Seattle.

Willingham, fired by Notre Dame after going 21-15 in three seasons, is 11-32 in three-plus seasons at Washington. The Huskies are off to their worst start since beginning 0-9 in 1969.

The Irish took a 17-0 lead 4 minutes into the second quarter, on Walker's third field goal in nine tries this season.

The Huskies were outgained 238-38 and had just 5 yards passing in the first half.

Quarterback Jake Locker again watched helplessly on the sideline, wearing a sweatshirt and a knit cap. The sophomore is out indefinitely with a broken thumb.

Notre Dame needed just five plays after halftime to make it 24-0, after a 33-yard pass from Clausen to Golden Tate and a 4-yard touchdown run by Aldridge.

Clausen missed on 10 of his first 16 passes against a team ranked last in the nation in pass efficiency defense. Two potential touchdown passes landed in front of the feet of his receivers in the end zone. Clausen also threw wide of an open Robby Parris on fourth-and-18 late in the first half.

Clausen had another interception, by Nate Williams deep in Huskies territory, erased because officials called cornerback Vonzell McDowell for pass interference. The Irish scored three plays later on a 21-yard run by wide receiver Tate on an end-around. The sophomore's first career rushing score made it 14-0.

**Scoring
Summary**

	1	2	3	4	F	
Notre Dame	14	3	10	6	-	33 Record: (5-2)
Washington	0	0	0	7	-	7 Record: (0-7)

First Quarter

12:35 ND Floyd 51 yd pass from Clausen (Walker, B. kick), 3-63 1:18
7:48 ND Tate 21 yd run (Walker, B. kick), 7-70 2:43

Second Quarter

11:10 ND Walker, B. 28 yd field goal, 5-15 1:12

Third Quarter

12:55 ND Aldridge 4 yd run (Walker, B. kick), 5-61 1:57
4:31 ND Walker, B. 42 yd field goal, 9-37 5:17

Fourth Quarter

12:33 ND Aldridge 3 yd run (Ruffer kick failed), 10-60 5:23
2:56 UW Goodwin, D. 6 yd pass from Fouch (Perkins kick), 10-69 3:17

Team Statistics

	ND	UW
FIRST DOWNS	25	9
RUSHES-YARDS (NET)	49-252	23-26
PASSING YDS (NET)	207	98
Passes Att-Comp-Int	28-15-1	25-11-0
TOTAL OFFENSE PLAYS-YARDS	77-459	48-124
Fumble Returns-Yards	0-0	0-0
Punt Returns-Yards	3-14	0-0
Kickoff Returns-Yards	2-37	7-111
Interception Returns-Yards	0-0	1-0
Punts (Number-Avg)	0-0.0	9-33.0
Fumbles-Lost	1-0	0-0
Penalties-Yards	7-55	5-50
Possession Time	37:28	22:32
Third-Down Conversions	6 of 14	5 of 14
Fourth-Down Conversions	2 of 6	0 of 0
Red-Zone Scores-Chances	4-4	1-1
Sacks By: Number-Yards	4-41	2-22

INDIVIDUAL LEADERS

RUSHING: Notre Dame-Aldridge 13-84; Allen 15-62; Gray, J. 9-61; Smith, H. 1-35; Hughes 4-19; Tate 2-11; Sharpley 1-1; Clausen 4-minus 21. Washington-Dailey 8-24; Freeman 5-16; Goodwin 2-14; Homer 1-2; Fouch 7-minus 30.

PASSING: Notre Dame-Clausen 14-26-1-201; Sharpley 1-2-0-6. Washington-Fouch 11-25-0-98.

RECEIVING: Notre Dame-Floyd 4-107; Tate 3-47; Parris 3-19; Kamara 2-22; West 1-6; Hughes 1-5; Aldridge 1-1. Washington-Goodwin 7-47; Bruns 1-21; Hawkins 1-12; Homer 1-9; Dailey 1-9.

INTERCEPTIONS: Notre Dame-None. Washington-Williams 1-0.

FUMBLES: Notre Dame-Sharpley 1-0. Washington-None.

SACKS (UA-A): Notre Dame-Smith, H. 1-2; Johnson 0-1; Smith, B. 1-0; Richardson 0-1. Washington-Butler 1-0; Thompson 1-0.

TACKLES (UA-A): Notre Dame-Herring 5-1; Crum 3-3; Smith, H. 3-2; McCarthy, K. 3-2; Smith, B. 2-2; Bruton 0-4; Lambert 2-1; Fleming 2-0; Anello 2-0; Williams, I. 1-1; Bron, S. 1-1; Blanton 1-1; Smith, T. 1-0; Smith, S. 1-0; Leonis 1-0; Neal 1-0; Richardson 0-1; Johnson 0-1. Washington-Foster 7-3; Johnson 8-1; Forrester 6-1; Tuiasosopo 3-3; Butler 4-1; Williams 3-1; Kirton 2-2; Mosley 2-1; Te'o-Nesheim 2-1; Stevens 2-1; Richardson 2-0; Ta'amu 2-0; Thompson 1-1; Gage 1-1; Dennison 1-1; Elisara 1-1; Matthews 1-0; Wiggs 1-0; Jones 1-0; McDowell 1-0; Persley 1-0; Aiyewa 0-1.

Pittsburgh 36, Notre Dame 33 (4ot)
Notre Dame, Ind. (Notre Dame Stadium)
Nov. 1, 2008

NOTRE DAME, Ind. (AP) - Coming off a disappointing loss, Pittsburgh didn't flinch when Notre Dame scored a pair of touchdowns 83 second apart to open a 14-point halftime lead.

Pitt scored on its opening drive after halftime and the Panthers' defense held the Irish to 7 yards on 10 plays in the third quarter.

Then the Panthers scored twice in the fourth quarter, tying it each time, before Conor Lee kicked his school-record fifth field goal in the fourth overtime to lead Pitt to a 36-33 victory on Saturday.

"I can't describe the heart our football team has," Pitt coach Dave Wannstedt said. "They never came unglued. As many adverse things that happened in the game, turnovers and so forth, nobody ever folded, nobody ever lost their poise, lost their confidence."

Although Lee, a senior, is one of the nation's top kickers, the final 22-yard kick was the first game-winning field goal of his career.

"It's something I think every kicker wants to have happen," Lee said. "I was like, 'I guess I won the game. Time to celebrate.'"

The Panthers, who haven't been to a bowl since the 2004 season, are now bowl eligible and a victory shy of giving Wannstedt his first winning record in four seasons.

"To sum it up, we get in overtime, you don't score touchdowns, you know sooner or later something bad can happen," Notre Dame coach Charlie Weis said.

Neither team could get into the end zone in OT, and Lee won the kicking contest.

Notre Dame's Walker, who started the season by making just 1-of-7 field goals, made his first four attempts to run his consecutive made field goal streak to seven. But his 38-yard attempt narrowly missed wide left in the fourth overtime, giving Pitt a chance to kick its way to a win.

Weis said he told Walker afterward not to blame himself, telling him: "I could give 50 plays right now that would have made a difference."

LeSean McCoy, who rushed for a season-high 169 yards on 32 carries, set up the game-winner with an 18-yard run as the sophomore reached 1,000 yards for a second straight season. Wannstedt said McCoy's performance was especially important with starting quarterback Bill Stull out with a concussion he sustained against Rutgers.

McCoy had just 5 yards on three carries in the first half and 68 yards at the end of the third quarter.

"The best thing that he did today was that he showed toughness at the end," Wannstedt said.

McCoy, who had his fifth straight 100-yard game, said he was hurrying things early in the game, but finally relaxed. "I kind of let all this hype and Notre Dame just get to me, and I just settled down," he said.

Pitt forced the overtime when they tied the score at 24 with 2:22 left on a 10-yard touchdown pass from Bostick to Jonathan Baldwin on fourth-and-6. The Panthers ran the same play three straight times before Bostick beat Irish cornerback Terrail Lambert for the score.

"The first two, I was trying to be perfect with it. Then I just tried to give him a chance, what do you got to lose? Third time's a charm, fourth down, what do you got to lose? I threw it up there and he went up and made a play," Bostick said.

Bostick started the game slow, completing 3-of-6 passes for 24 yards with one interception in the first half. He finished the game 14-of-27 for 164 yards with one touchdown and three interceptions, two by Raeshon McNeil.

Jimmy Clausen threw three touchdown passes, including a 6-yard score to Golden Tate with 5:38 left to put the Irish and two touchdowns to Michael Floyd just before halftime. He was 23-of-44 passing for 271 yards with no interceptions.

Floyd, who broke the record for catches by a Notre Dame freshman, had 10 catches for 100 yards and Tate had six for 111.

Scoring Summary

	1	2	3	4	OT	5	6	7	8	9	F
Pittsburgh	3	0	7	14	12	[3	3	3	3]	-	36
Notre Dame	3	14	0	7	9	[3	3	3	0]	-	33

First Quarter

9:38 ND Walker, B. 39 yd field goal, 10-62 5:25
 5:58 PITT Lee 35 yd field goal, 4-2 1:27

Second Quarter

1:27 ND Floyd 18 yd pass from Clausen (Walker, B. kick), 9-91 4:39
 0:04 ND Floyd 4 yd pass from Clausen (Walker, B. kick), 5-13 0:26

Third Quarter

10:55 PITT Stephens 4 yd run (Lee kick), 8-71 4:05

Fourth Quarter

11:03 PITT McCoy 1 yd run (Lee kick), 15-70 8:28
 5:38 ND Tate 6 yd pass from Clausen (Walker, B. kick), 12-75 5:25
 2:22 PITT Baldwin 10 yd pass from Bostick (Lee kick), 8-70 3:16

Overtime

15:00 PITT Lee 22 yd field goal, 6-20 0:00
 15:00 ND Walker, B. 22 yd field goal, 6-21 0:00
 15:00 ND Walker, B. 26 yd field goal, 7-17 0:00
 15:00 PITT Lee 32 yd field goal, 4-9 0:00
 15:00 PITT Lee 26 yd field goal, 6-16 0:00
 15:00 ND Walker, B. 48 yd field goal, 4--4 0:00
 15:00 PITT Lee 22 yd field goal, 4-20 0:00

Team Statistics

	PITT	ND
FIRST DOWNS	17	20
RUSHES-YARDS (NET)	47-178	39-115
PASSING YDS (NET)	168	271
Passes Att-Comp-Int	30-15-3	44-23-0
TOTAL OFFENSE PLAYS-YARDS	77-346	83-386
Fumble Returns-Yards	0-0	0-0
Punt Returns-Yards	3-33	1-1
Kickoff Returns-Yards	4-74	5-91
Interception Returns-Yards	0-0	3-47
Punts (Number-Avg)	4-36.8	5-30.4
Fumbles-Lost	0-0	1-0
Penalties-Yards	8-53	6-60
Possession Time	31:16	28:44
Third-Down Conversions	5 of 17	7 of 19
Fourth-Down Conversions	3 of 3	0 of 2
Red-Zone Scores-Chances	8-8	5-6
Sacks By: Number-Yards	1-6	2-11

INDIVIDUAL LEADERS

RUSHING: Pittsburgh-McCoy 32-169; Stephens 8-23; Collins 1-4; Kinder 1-1; Smith 1-minus 3; Wright 1-minus 4; Bostick 3-minus 12. Notre Dame-Allen 19-73; Hughes 8-25; Aldridge 8-25; TEAM 1-minus 2; Clausen 3-minus 6

PASSING: Pittsburgh-Bostick 14-27-3-164; Smith 1-3-0-4. Notre Dame-Clausen 23-44-0-271.

RECEIVING: Pittsburgh-Turner 2-42; Baldwin 2-31; McCoy 2-23; Kinder 2-10; Pelusi 2-7; Porter 1-37; Stephens 1-14; McGee 1-4; Dickerson 1-2; Byham 1-minus 2. Notre Dame-Floyd 10-100; Tate 6-111; Allen 3-13; Rudolph 2-26; Kamara 2-21.

INTERCEPTIONS: Pittsburgh-None. Notre Dame-McNeil 2-47; Bruton 1-0.

FUMBLES: Pittsburgh-None. Notre Dame-McNeil 1-0.

SACKS (UA-A): Pittsburgh-Romeus 1-0. Notre Dame-Quinn 1-0; Neal 1-0.

TACKLES (UA-A): Pittsburgh-McKillop 8-7; Ransom 3-7; Berry 7-2; Romeus 5-3; Duncan 2-4; Williams 2-3; DeCicco 3-1; Fields 1-2; Sheard 0-3; Thatcher 2-0; Taglianetti 2-0; Gary 1-1; Williams 0-2; Turner 1-0; Tucker 0-1; Saddler 0-1; Williams 0-1; Toeper 0-1; Caragein 0-1; Sunseri 0-1; Nix 0-1; Malecki 0-1; Reed 0-1. Notre Dame-Bruton 9-7; McCarthy, K. 7-8; Crum 3-6; Williams, I. 5-1; Smith, H. 4-1; Smith, B. 3-2; Neal 2-2; Kuntz 0-4; McNeil 3-0; Lambert 1-2; SMITH, S. 1-1; Fleming 1-1; Blanton 0-2; Herring 1-0; Richardson 1-0; Quinn 1-0; Gordon 0-1; Johnson 0-1; Anello 0-1.



34

James Aldridge
 HB
 6-0, 225
 Jr.
 St. Louis, Mo.



5

Armando Allen
 HB
 5-10, 195
 So.
 Opa Locka, Fla.

2008

Pittsburgh: Rushed the ball eight times for a total of 25 yards, with a long rush of nine yards. **Washington:** Set season-high in rushing yards with 84, while also catching his first pass of the season ... recorded first multi-touchdown game of his career. **North Carolina:** Scored the first touchdown of his Irish career from two yards out in the third quarter ... recorded 23 yards on four carries (5.8 avg.). **Stanford:** Rushed the ball five times on the day for nine yards. **Purdue:** Racked up 34 yards on eight carries, including current season-long run of 17 yards in victory over the Boilermakers. **Michigan State:** Appeared in second consecutive game, rushing for 13 yards on four carries. **Michigan:** Registered first game action of the 2008 season, recording 28 yards rushing on nine attempts. **San Diego State:** Did not see game action in the opening week of the season.

CAREER STATISTICS

Year	G-S	Rushing					Receiving				
		Att	Yds	Avg	TD	LG	Rec	Yds	Avg	TD	LG
2008	7-0	51	218	4.3	3	18	1	1	1.0	0	1
2007	11-5	121	463	3.8	0	43	5	30	6.0	0	11
2006	7-0	37	142	3.8	0	13	0	0	0.0	0	0
Total	25-5	209	821	3.9	3	43	6	31	5.2	0	11

CAREER GAME-BY-GAME

2008	Rushing					Receiving				
	Att	Yds	Avg	LG	TD	Rec	Yds	Avg	TD	LG
SDSU (9.6)						DNP				
UM (9.13)	9	28	3.1	8	0	0	0	0.0	0	0
at MSU (9.20)	4	13	3.2	9	0	0	0	0.0	0	0
PUR (9.27)	8	34	4.2	17	0	0	0	0.0	0	0
STAN (10.4)	5	9	1.8	6	0	0	0	0.0	0	0
at UNC (10.11)	4	23	5.8	15	1	0	0	0.0	0	0
at UW (10.25)	13	84	6.5	18	2	1	1	1.0	0	0
PITT (11.1)	8	25	3.1	8	0	0	0	0.0	0	0
at BC (11.8)										
vs. Navy (11.15)										
SYR (11.22)										
at USC (11.29)										

2007	Rushing					Receiving				
	Att	Yds	Avg	LG	TD	Rec	Yds	Avg	TD	LG
GT (9.1)	6	19	3.2	7	0	0	0	0.0	0	0
at PSU (9.8)	1	-3	-3.0	-3	0	0	0	0.0	0	0
at UM (9.15)	10	51	5.1	11	0	0	0	0.0	0	0
*MSU (9.22)	18	104	5.8	43	0	0	0	0.0	0	0
*at PUR (9.29)	5	9	1.8	4	0	0	0	0.0	0	0
*at UCLA (10.6)	22	52	2.4	9	0	3	18	6.0	0	11
*BC (10.13)	5	17	3.4	7	0	1	5	5.0	0	5
USC (10.20)						DNP				
Navy (11.3)	32	125	3.9	14	0	0	0	0.0	0	0
*AF (11.10)	14	62	4.4	16	0	0	0	0.0	0	0
Duke (11.17)	8	27	3.9	6	0	1	7	7.0	0	7
at STAN (11.25)	0	0	0.0	0	0	0	0	0.0	0	0

2006	Rushing					Receiving				
	Att	Yds	Avg	LG	TD	Rec	Yds	Avg	TD	LG
at GT (9.2)						DNP				
PSU (9.9)						DNP				
UM (9.16)						DNP				
at MSU (9.23)						DNP				
PUR (9.30)						DNP				
STAN (10.7)	4	25	6.3	11	0	0	0	0.0	0	0
UCLA (10.21)						DNP				
vs. Navy (10.28)	12	29	2.4	7	0	0	0	0.0	0	0
UNC (11.4)	8	45	5.6	13	0	0	0	0.0	0	0
at AF (11.11)	5	27	5.4	9	0	0	0	0.0	0	0
Army (11.18)	3	9	3.0	10	0	0	0	0.0	0	0
at USC (11.25)	2	0	0.0	1	0	0	0	0.0	0	0
LSU (1.3)	3	7	2.3	4	0	0	0	0.0	0	0

2008

Pittsburgh: Rushed the ball a season-high 19 times on the day, gaining 73 yards ... also recorded three catches totaling 13 yards. **Washington:** Rushed for 62 yards on 15 carries (4.1 per rush). **North Carolina:** Collected 130 all-purpose yards on the day (60 rush, 47 rcv., 23 KR), marking the third straight game eclipsing the 100-yard mark in a game. **Stanford:** Started second consecutive game for the Irish, recording 153 all-purpose yards (33 rush, 66 receiving, 54 in kick returns) on the day ... also recorded career-bests in pass receptions (7), longest catch (21 yards) and recorded his first multi-touchdown game. **Purdue:** Had a career day against the Boilermakers, registering 247 all-purpose yards (134 rush, 9 receiving, 105 kick return), including his first touchdown as a member of the Irish in the third quarter. Eclipsed the 100-yard rush mark for the first time in his Irish career, as well as getting his current career long run of 21 yards. **Michigan State:** Registered 198 all-purpose yards, including the longest kick return of career for 53 yards (longest kick return since 2002) against the Spartans. **Michigan:** Saw limited playing time, registering one punt return for nine yards and carrying the ball twice for four yards. **San Diego State:** Recorded 158 all-purpose yards in the season opener, including 64 yards rushing and 18 yards receiving to go along with his career-long punt return of 22 yards in the second quarter.

CAREER STATISTICS

Year	G-S	Rushing					Receiving				
		Att	Yds	Avg	TD	LG	Rec	Yds	Avg	TD	LG
2008	8-5	95	433	4.6	2	21	26	173	6.7	1	21
2007	12-4	86	348	4.0	0	15	24	124	5.2	1	16
Total	20-9	181	773	4.3	2	21	50	297	5.9	2	21

Year	Ret	Kick Return			All-Purpose					
		Yds	Avg	TD	Rush	Rec	PR	KR	Avg/G	
2008	17	375	22.1	0	53	433	173	66	375	130.9
2007	33	704	21.3	0	38	348	124	0	704	98.0
Total	50	1079	21.6	0	53	781	297	66	1079	111.2

CAREER GAME-BY-GAME

2008	Rushing					Receiving				
	Att	Yds	Avg	LG	TD	Rec	Yds	Avg	TD	LG
*SDSU (9.6)	16	59	3.7	14	0	3	18	6.0	0	10
UM (9.13)	2	4	2.0	2	0	0	0	0.0	0	0
at MSU (9.20)	6	8	1.3	5	0	5	20	4.0	0	13
*PUR (9.27)	17	134	7.9	21	1	1	9	9.0	0	9
*STAN (10.4)	9	33	3.7	12	1	7	66	9.4	1	21
at UNC (10.11)	11	60	5.5	16	0	7	47	6.7	0	14
*at UW (10.25)	15	62	4.1	10	0	0	0	0.0	0	0
*PITT (11.1)	19	73	3.8	15	0	3	13	4.3	0	7
at BC (11.8)										
vs. Navy (11.15)										
SYR (11.22)										
at USC (11.29)										

2008	Punt Returns					Kick Returns				
	Att	Yds	Avg	LG	TD	Att	Yds	Avg	LG	TD
SDSU (9.6)	2	35	17.5	22	0	2	46	23.0	29	0
UM (9.13)	1	9	9.9	9	0	1	0	0.0	0	0
at MSU (9.20)	3	23	7.7	18	0	5	147	29.4	53	0
PUR (9.27)	1	-1	-1.0	-1	0	4	105	26.3	36	0
STAN (10.4)	0	0	0.0	0	0	3	54	18.0	24	0
at UNC (10.11)										
at UW (10.25)										
PITT (11.1)										
at BC (11.8)										
vs. Navy (11.15)										
SYR (11.22)										
at USC (11.29)										

2007	Rushing					Receiving				
	Att	Yds	Avg	LG	TD	Rec	Yds	Avg	TD	LG
GT (9.1)	3	25	8.3	11	0	1	1	1.0	0	1
*at PSU (9.8)	8	11	1.4	4	0	6	38	6.3	0	15
*at UM (9.15)	9	24	2.7	6	0	2	7	3.5	0	11
MSU (9.22)	3	13	4.3	9	0	1	5	5.0	0	5
at PUR (9.29)	6	25	4.2	9	0	1	-9	-9.0	0	-9



27
David Bruton
 DS
 6-2, 212
 Sr.
 Miamisburg, Ohio

2008

Pittsburgh: Had a huge day at the office in his 19th career start, registering a career-high 16 tackles (nine solo; seven assists), added an interception (third of the season) and a pass break-up. **Washington:** Recorded four tackles (all assists) and helped limit the Huskies offense to just 124 total yards ... the start was the 18th of his career. **North Carolina:** Led the team in tackles with eight (seven solo; assist) in the loss. **Stanford:** Recorded his 16th career start (eighth straight) and registered nine tackles (five solo; four assists) and an interception ... interception was the fifth of his career and also marked the fourth forced turnover of the season inside the Irish 20-yard line. **Purdue:** Made the 15th start of his career and brought down a team leading six tackles (4 solo; 2 assists) as well as a pass break-up. **Michigan State:** Talled a team-high 10 tackles (three solo, seven assists) and helped limit the passing attack of the Spartans in the loss. **Michigan:** In his 13th career start, tied a career high in tackles with 15 (10 solo, five assists), had 1.5 tackles for loss, a quarterback hurry, forced a fumble and intercepted a pass in the red zone ... has now forced three turnovers this season inside the Irish 10-yard line. **San Diego State:** Made five tackles (all solo), broke up a pass, forced and recovered a fumble in the win ... the 2008 season opener marked his 12th career start for the Irish.

CAREER STATISTICS

Year	G-S	Tackles			TFL	Scks	Fumbles			INT
		TT	UT	AT			FF	FR	PBU	
2008	8-8	73	43	30	1.5-5	0.0-0	2	1-0	2	3-39
2007	12-11	85	55	30	4.5-16	1.0-10	1	1-0	2	3-20
2006	12-0	18	12	6	1.0-1	0.0-0	0	0-0	0	0-0
2005	11-0	14	10	4	0.0-0	0.0-0	0	0-0	1	0-0
Total	43-19	178	120	66	7.0-22	1.0-10	3	2-0	5	6-59

CAREER GAME-BY-GAME

2008	TT	UT	AT	TFL	Scks	FF	FR	PBU	INT
*SDSU (9.6)	5	5	0	0.5-0	0.0-0	1	1-0	1	0-0
*UM (9.13)	15	10	5	1.5-5	0.0-0	1	0-0	0	1-39
*at MSU (9.20)	10	3	7	0.0-0	0.0-0	0	0-0	0	0-0
*PUR (9.27)	6	4	2	0.0-0	0.0-0	0	0-0	1	0-0
*STAN (10.4)	9	5	4	0.0-0	0.0-0	0	0-0	0	1-0
*at UNC (10.11)	8	7	1	0.0-0	0.0-0	0	0-0	0	0-0
*at UW (10.25)	4	0	4	0.0-0	0.0-0	0	0-0	0	0-0
*PITT (11.1)	16	9	7	0.0-0	0.0-0	0	0-0	0	1
at BC (11.8)									
vs. Navy (11.15)									
SYR (11.22)									
at USC (11.29)									

2007	TT	UT	AT	TFL	Scks	FF	FR	PBU	INT
*GT (9.1)	9	6	3	2.0-11	1.0-10	0	0-0	0	0-0
*at PSU (9.8)	2	1	1	0.0-0	0.0-0	0	0-0	0	0-0
*at UM (9.15)	9	5	4	1.0-1	0.0-0	0	0-0	0	0-0
*MSU (9.22)	15	8	7	0.0-0	0.0-0	0	0-0	0	1-0
*at PUR (9.29)	3	3	0	0.0-0	0.0-0	0	0-0	0	0-0
*at UCLA (10.6)	4	4	0	0.0-0	0.0-0	0	0-0	0	1-17
*BC (10.13)	6	6	0	0.0-0	0.0-0	0	0-0	0	0-0
*USC (10.20)	5	2	3	0.0-0	0.0-0	1	0-0	1	0-0
Navy (11.3)	4	2	2	0.5-2	0.0-0	0	0-0	0	0-0
*AF (11.10)	13	7	6	0.0-0	0.0-0	0	0-0	0	0-0
*Duke (11.17)	6	3	3	0.0-0	0.0-0	0	1-0	1	0-0
*at STAN (11.25)	9	8	1	1.0-2	0.0-0	0	0-0	0	1-3

2006	TT	UT	AT	TFL	Scks	FF	FR	PBU	INT
at GT (9.2)									
PSU (9.9)	0	0	0	0.0-0	0.0-0	0	0-0	0	0-0
UM (9.16)	2	1	1	0.0-0	0.0-0	0	0-0	0	0-0
at MSU (9.23)	0	0	0	0.0-0	0.0-0	0	0-0	0	0-0
PUR (9.30)	1	1	0	0.0-0	0.0-0	0	0-0	0	0-0
STAN (10.7)	3	1	2	0.0-0	0.0-0	0	0-0	0	0-0
UCLA (10.21)	1	1	0	0.0-0	0.0-0	0	0-0	0	0-0
vs. Navy (10.28)	0	0	0	0.0-0	0.0-0	0	0-0	0	0-0
UNC (11.4)	0	0	0	0.0-0	0.0-0	0	0-0	0	0-0
at AF (11.11)	0	0	0	0.0-0	0.0-0	0	0-0	0	0-0
Army (11.18)	5	3	2	1.0-1	0.0-0	0	0-0	0	0-0
at USC (11.25)	2	1	1	0.0-0	0.0-0	0	0-0	0	0-0

LSU (1.3)	4	4	0	0.0-0	0.0-0	0	0-0	0	0-0
2005	TT	UT	AT	TFL	Scks	FF	FR	PBU	INT
at Pitt (9.3)	0	0	0	0.0-0	0.0-0	0	0-0	0	0-0
at UM (9.10)	1	1	0	0.0-0	0.0-0	0	0-0	0	0-0
MSU (9.17)	0	0	0	0.0-0	0.0-0	0	0-0	0	0-0
at WU (9.24)	1	1	0	0.0-0	0.0-0	0	0-0	0	0-0
at PUR (10.1)	5	5	0	0.0-0	0.0-0	0	0-0	0	0-0
USC (10.15)									
BYU (10.22)	0	0	0	0.0-0	0.0-0	0	0-0	0	0-0
UT (11.5)	2	1	1	0.0-0	0.0-0	0	0-0	0	0-0
Navy (11.12)	2	1	1	0.0-0	0.0-0	0	0-0	0	0-0
*Cuse (11.19)	0	0	0	0.0-0	0.0-0	0	0-0	0	0-0
at STAN (11.26)	2	1	1	0.0-0	0.0-0	0	0-0	0	0-0
OSU (1.2)	1	0	1	0.0-0	0.0-0	0	0-0	0	0-0



39
Ryan Burkhardt
 PK
 5-11, 190
 Jr.
 Wakarusa, Ind.

2008

Pittsburgh: Registered five kicks on the day for 300-yards (60.0 avg.) and also tallied his first touchback of the season. **Washington:** Kicked off seven times for 431 yards (61.6 avg.) in the win over the Huskies. **North Carolina:** Booted five kickoffs for a total of 276 yards (55.2 avg.) against the Tar Heels. **Stanford:** Continued steady play on kickoffs, racking up five kickoffs for 312 yards (62.4 per kick). **Purdue:** Recorded a season high seven kickoffs that averaged 64.9 yards a kick. **Michigan State:** Recorded two kickoffs averaging 60.0 yards per kick against the Spartans. **Michigan:** Recorded six kickoffs that averaged 61.0 yards, but also had one sail out of bounds. **San Diego State:** Recorded four kickoffs that averaged 60.5 yards.

CAREER STATISTICS

Year	G-S	Field Goals			XP	Kickoffs					
		M-A	Pct	LG		M-A	Pct	Att	Yds	Avg	TB
2008	8-0	0-0	.000	0	0-0	.000	41	2501	61.0	1	1
2007					DNP						
2006	9-0	0-0	.000	0	0-0	.000	45	2670	59.3	8	0
Total	17-0	0-0	.000	0	0-0	.000	86	5171	60.1	9	1

CAREER GAME-BY-GAME

2008	Att	Yds	TB	OB	Avg
SDSU (9.6)	4	242	0	0	60.5
UM (9.13)	6	366	0	1	61.0
at MSU (9.20)	2	120	0	0	60.0
PUR (9.27)	7	454	0	0	64.9
STAN (10.4)	5	312	0	0	62.4
at UNC (10.11)	5	276	0	0	55.2
at UW (10.25)	7	431	0	0	61.6
PITT (11.1)	5	300	1	0	60.0
at BC (11.8)					
vs. Navy (11.15)					
SYR (11.22)					
at USC (11.29)					

2006	Att	Yds	TB	OB	Avg
at GT (9.2)					
PSU (9.9)					
UM (9.16)					
at MSU (9.23)					
PUR (9.30)	5	294	0	0	58.8
STAN (10.7)	5	304	2	0	60.8
UCLA (10.21)	4	252	0	0	63.0
vs. Navy (10.28)	7	395	2	0	56.4
UNC (11.4)	8	462	1	0	57.8
at AF (11.11)	7	440	2	0	62.9
Army (11.18)	6	338	1	0	56.3
at USC (11.25)					
LSU (1.3)	3	185	0	0	61.7



7
Jimmy Clausen
QB
6-3, 217
Sr.
Westlake Village, Calif.

2008

Pittsburgh: Completed 23-of-44 passes (52.3%) on the day piling up 271 yards and three touchdowns without registering an interception. **Washington:** Passed for 201 yards, including connecting on one touchdown pass taking his season total to 15. **North Carolina:** Set a career-high in passing yards (383) for the third consecutive week ... also set career-highs in completions (31) and attempts (48) for the second consecutive week ... added two touchdown passes, improving his total to 14 in 2008. **Stanford:** Had best game to date in his Irish career, setting career marks in completions (29) and passing yards (347) ... threw three touchdowns in a game for the second consecutive week (fifth time of career) in completing 29-40 passes (72.5%) against the Cardinal. **Purdue:** Threw for a career high 275 yards (20-35, 57.1%) against the Boilermakers, topping his previous high of 246 vs. Air Force (Nov. 10, 2007), while also throwing for three touchdowns. Has now thrown at least one touchdown pass in four consecutive games. **Michigan State:** Set career highs in pass attempts (41) and completions (24) while throwing for 242 yards (second highest of career) and a touchdown in the loss to the Spartans. **Michigan:** Completed 10-of-21 passes for 147 yards and two touchdowns, including a 48-yard touchdown strike to Golden Tate and a 60-yard connection to Tate again later in the game, his career long completion. **San Diego State:** Went 21-of-34 (61.8%) passing for 237 yards and three touchdowns, which went to three different receivers (Tate, David Grimes, Michael Floyd) in Notre Dame's opening game victory.


CAREER STATISTICS

Year	G-S	Passing				Pct	Yds	TD	Rushing			
		Com	Att	INT	Yds				TD	Att	Yds	Avg
2008	8-8	172	289	9	59.5	2103	18	34	-47	-1.4	0	
2007	10-9	138	245	6	56.3	1254	7	62	-187	-3.0	2	
Total	18-17	310	534	15	58.1	3357	25	96	-234	-2.4	2	

CAREER GAME-BY-GAME

2008	Passing				LG	TD	INT	Rushing			
	Com	Att	Pct	Yds				Att	Yds	LG	TD
*SDSU (9.6)	21	34	61.8	237	38	3	2	0	0	0	0
*UM (9.13)	10	21	47.6	147	60	2	2	2	5	4	0
*at MSU (9.20)	24	41	58.5	242	30	1	2	5	-31	4	0
*PUR (9.27)	20	35	57.1	275	38	3	0	5	8	7	0
*STAN (10.4)	29	40	72.5	347	48	3	0	4	4	8	0
*at UNC (10.11)	31	48	64.6	383	47	2	2	11	-6	6	0
*at UW (10.25)	14	26	53.8	201	51	1	1	4	-21	-5.2	0
*PITT (11.1)	23	44	52.3	271	47	3	0	3	-6	0	0
at BC (11.8)											
vs. Navy (11.15)											
SYR (11.22)											
at USC (11.29)											

2007	Passing				LG	TD	INT	Rushing			
	Com	Att	Pct	Yds				Att	Yds	LG	TD
GT (9.1)	4	6	66.7	34	11	0	0	2	-14	0	0
*at PSU (9.8)	17	32	53.1	144	35	0	1	10	-25	10	0
*at UM (9.15)	11	17	64.7	74	14	0	1	9	-65	0	0
*MSU (9.22)	7	13	53.8	53	14	0	0	4	-30	0	0
*at PUR (9.29)	18	26	69.2	169	36	1	1	3	13	7	0
*at UCLA (10.6)	17	27	63.0	84	15	0	0	8	-21	4	1
*BC (10.13)	7	20	35.0	60	26	0	2	1	4	4	0
USC (10.20)											
Navy (11.3)											
*AF (11.10)	22	40	55.0	246	28	3	0	10	-39	6	0
*Duke (11.17)	16	32	50.0	194	41	3	0	7	12	11	0
*at STAN (11.25)	19	32	59.4	196	44	0	1	8	-22	10	1



40
Maurice Crum Jr.
ILB
6-0, 235
Sr.
Riverview, Fla.

2008

Pittsburgh: Tallied nine tackles (three solo; six assists) as well as a tackle for loss. **Washington:** Failed to make his 44th consecutive and career start at ILB ... recorded six tackles (three solo; three assist). **North Carolina:** Continued his games started streak, pushing the number to 43 straight, while also amassing five tackles (four solo; assist), a pass break up and two quarterback hurries. **Stanford:** Made his 42 career start and tallied four tackles (three solo; assist) in the win over the Cardinal ... the 42 consecutive starts is the longest streak on the team and the seventh longest active streak among current NCAA FBS players. **Purdue:** Made his 41st straight start at ILB and made a team high six tackles (solo; 5 assists) while helping the Irish to their third win of the season. **Michigan State:** Making his 40th start of his career, Crum made eight tackles (four solo, four assists) in the first loss for the Irish in 2008. **Michigan:** In his 39th straight start, registered five tackles (three solo, two assists) while also recording a half-tackle for loss. **San Diego State:** Recorded six tackles on the day (three solo, three assists) and earned his first sack of the season (sixth of career) ... also recorded a quarterback hurry in his 38th start for the Irish.

CAREER STATISTICS

Year	G-S	Tackles				TFL	Scks	Fumbles			
		TT	UT	AT	INT			FF	FR	PBU	INT
2008	8-7	44	20	24	3.5-19	1.0-7	0	0-0	1	0-0	
2007	12-12	84	35	49	4.5-21	1.0-8	3	2-34	4	2-46	
2006	13-13	100	47	53	10.0-55	4.0-38	1	0-0	3	1-0	
2005	12-12	57	32	25	3.0-5	0.0-0	1	0-0	1	0-0	
2004					DNP						
Total	45-44	284	134	151	21.0-100	6.0-53	5	2-34	8	3-46	

CAREER GAME-BY-GAME

2008	TT	UT	AT	TFL	Scks	FF	FR	PBU	INT
*SDSU (9.6)	6	3	3	1.0-7	1.0-7	0	0-0	0	0-0
*UM (9.13)	5	3	2	0.5-5	0.0-0	0	0-0	0	0-0
*at MSU (9.20)	8	4	4	1.0-6	0.0-0	0	0-0	0	0-0
*PUR (9.27)	6	1	5	0.0-0	0.0-0	0	0-0	0	0-0
*STAN (10.4)	4	3	2	0.0-0	0.0-0	0	0-0	0	0-0
*at UNC (10.11)	5	4	1	0.0-0	0.0-0	0	0-0	1	0-0
*at UW (10.25)	6	3	3	0.0-0	0.0-0	0	0-0	0	0-0
*PITT (11.1)	9	3	6	1.0-1	0.0-0	0	0-0	0	0-0
at BC (11.8)									
vs. Navy (11.15)									
SYR (11.22)									
at USC (11.29)									

2007	TT	UT	AT	TFL	Scks	FF	FR	PBU	INT
*GT (9.1)	9	3	6	1.0-2	1.0-10	0	0-0	0	0-0
*at PSU (9.8)	6	3	3	0.0-0	0.0-0	0	0-0	1	0-0
*at UM (9.15)	7	1	6	0.0-0	0.0-0	0	0-0	0	0-0
*MSU (9.22)	16	6	10	0.5-1	0.0-0	0	0-0	0	1-0
*at PUR (9.29)	2	1	1	0.0-0	0.0-0	0	0-0	0	0-0
*at UCLA (10.6)	8	6	2	2.0-17	1.0-8	2	2-34	2	2-46
*BC (10.13)	0	0	0	0.0-0	0.0-0	0	0-0	0	0-0
*USC (10.20)	3	1	2	0.0-0	0.0-0	0	0-0	0	0-0
*Navy (11.3)	13	7	6	1.0-0	0.0-1	1	0-0	1	0-0
*AF (11.10)	11	5	6	0.0-0	0.0-0	0	0-0	0	0-0
*Duke (11.17)	3	0	3	0.0-0	0.0-0	0	0-0	0	0-0
*at STAN (11.25)	6	2	4	0.0-0	0.0-0	0	0-0	0	0-0

2006	TT	UT	AT	TFL	Scks	FF	FR	PBU	INT
*at GT (9.2)	6	4	2	2.0-15	1.0-14	0	0-0	0	0-0
*PSU (9.9)	14	10	4	3.0-10	0.0-0	1	0-0	0	0-0
*UM (9.16)	6	2	4	1.0-1	0.0-0	0	0-0	0	0-0
*at MSU (9.23)	5	4	1	0.0-0	0.0-0	0	0-0	0	0-0
*PUR (9.30)	5	1	4	0.0-0	0.0-0	0	0-0	0	0-0
*STAN (10.7)	7	3	4	0.0-0	0.0-0	0	0-0	1	1-0
*UCLA (10.21)	8	3	5	1.0-7	1.0-7	0	0-0	1	0-0
*vs. Navy (10.28)	11	4	7	0.0-0	0.0-0	0	0-0	0	0-0
*UNC (11.4)	9	3	6	1.0-9	1.0-9	0	0-0	0	0-0
*at AF (11.11)	6	0	6	0.0-0	0.0-0	0	0-0	0	0-0
*Army (11.18)	6	2	4	1.5-9	1.0-8	0	0-0	0	0-0
*at USC (11.25)	9	6	3	0.5-4	0.0-0	0	0-0	1	0-0
*LSU (1.3)	8	5	3	0.0-0	0.0-0	0	0-0	0	0-0

2005	TT	UT	AT	TFL	Scks	FF	FR	PBU	INT
*at Pitt (9.3)	5	2	3	0.0-0	0.0-0	0	0-0	0	0-0
*at UM (9.10)	5	4	1	0.0-0	0.0-0	1	0-0	0	0-0
*MSU (9.17)	7	4	3	0.0-0	0.0-0	0	0-0	0	0-0
*at WU (9.24)	2	1	1	0.0-0	0.0-0	0	0-0	0	0-0
*at PUR (10.1)	2	1	1	0.0-0	0.0-0	0	0-0	0	0-0
*USC (10.15)	4	0	4	0.0-0	0.0-0	0	0-0	0	0-0
*BYU (10.22)	5	4	1	0.0-0	0.0-0	0	0-0	0	0-0
*UT (11.5)	5	4	1	3.0-5	0.0-0	0	0-0	1	0-0
*Navy (11.12)	7	2	5	0.0-0	0.0-0	0	0-0	0	0-0
*Cuse (11.19)	2	2	0	0.0-0	0.0-0	0	0-0	0	0-0
*at STAN (11.26)	7	6	1	0.0-0	0.0-0	0	0-0	0	0-0
*OSU (1.2)	7	2	5	0.0-0	0.0-0	0	0-0	0	0-0



45
Darius Fleming
OLB
6-1, 236
Fr.
Chicago Ill.

2008

Pittsburgh: Continued to see an increased roll in the linebacker rotation, racking up two tackles (solo; assist). **Washington:** Registered his first career start and made two tackles (both solo) and helped hold the Huskies rushing attack to just 1.1-yards per carry. **North Carolina:** Recorded a tackle (solo) in the linebacker rotation against the Tar Heels. **Stanford:** Saw increased action in the linebacker rotation and racked up three tackles (two solo; assist) and also recorded his first career sack in the win. **Purdue:** Continued to see considerable time in the linebacker rotation and on special teams, notching two tackles (both assists) on the day. **Michigan State:** Saw considerable time on special teams, registering a tackle (assist) in the loss to the Spartans. **Michigan:** Recorded four tackles (solo, three assists) in special teams action and reserve roll on defense. **San Diego State:** Saw his first action of career and notched his first tackle (solo) of the season and career in season opening win.

CAREER STATISTICS

Year	G-S	Tackles			Fumbles			PBU	INT
		TT	UT	AT	TFL	Scks	FF		
2008	8-1	16	8	8	1.0-12	1.0-12	0	0-0	0
Total	8-1	16	8	8	1.0-12	1.0-12	0	0-0	0

CAREER GAME-BY-GAME

2008	TT	UT	AT	TFL	Scks	FF	FR	PBU	INT
SDSU (9.6)	1	1	0	0.0-0	0.0-0	0	0-0	0	0-0
UM (9.13)	4	1	3	0.0-0	0.0-0	0	0-0	0	0-0
at MSU (9.20)	1	0	1	0.0-0	0.0-0	0	0-0	0	0-0
PUR (9.27)	2	0	2	0.0-0	0.0-0	0	0-0	0	0-0
STAN (10.4)	3	2	1	1.0-12	1.0-12	0	0-0	0	0-0
at UNC (10.11)	1	1	0	0.0-0	0.0-0	0	0-0	0	0-0
*at UW (10.25)	2	2	0	0.0-0	0.0-0	0	0-0	0	0-0
PITT (11.1)	2	1	1	0.0-0	0.0-0	0	0-0	0	0-0
at BC (11.8)									
vs. Navy (11.15)									
SYR (11.22)									
at USC (11.29)									



3
Michael Floyd
WR
6-3, 215
Fr.
Saint Paul, Minn.

2008

Pittsburgh: Set the Irish freshman record for receptions in a season (41), hauling in 10 catches for 100 yards and two touchdowns ... the ten receptions is the most in a single game as a member of the Irish. **Washington:** Went over the 100-yard mark (107) receiving for the third time on the season, as well as hauling in his fifth touchdown reception of the campaign. **North Carolina:** Recorded fifth consecutive start of the season, bringing in six catches for 93 yards and a touchdown (his second consecutive game with a TD). **Stanford:** Became the first freshman since Joe Howard in 1981 to record consecutive games of 100+ yards receiving ... set his career high in reception yards (115) and recorded his third touchdown on the season. **Purdue:** Continues to see expanded playing time. Recorded 6 catches for 100 yards on the day, including a 38 yarder, the longest of his Irish career to date. The 100 yard performance also sets his career high to this point. **Michigan State:** Had breakout game against the Spartans, recording career highs in catches (7), yards (86) and longest catch (26 yards) while hauling in second touchdown of the season ... seven receptions the most ever for Notre Dame freshman. **Michigan:** Continues impressive freshman season, recording the first start of his short career, hauling in two passes for 9 yards. **San Diego State:** Registered one catch for 22 yards and a touchdown. His first career reception and a touchdown on the same play (a 22-yard reception late in the first half) made him the first freshman to ever record a touchdown reception in a season opener. Floyd is also the first freshman to ever score Notre Dame's first points to open a season by touchdown.

CAREER STATISTICS

Year	G-S	Receiving				
		Rec	Yds	Avg	TD	LG
2008	8-7	41	633	15.4	7	51
Total	8-7	41	633	15.4	7	51

CAREER GAME-BY-GAME

2008	Receiving				
	Rec	Yds	Avg	TD	LG
SDSU (9.6)	1	22	22.0	1	22
*UM (9.13)	2	10	5.0	0	9
*at MSU (9.20)	7	86	12.3	1	26
*PUR (9.27)	6	100	16.7	0	38
*STAN (10.4)	5	115	23.0	1	48
*at UNC (10.11)	6	93	15.5	1	32
*at UW (10.25)	4	107	26.8	1	51
*PITT (11.1)	10	100	10.0	2	18
at BC (11.8)					
vs. Navy (11.15)					
SYR (11.22)					
at USC (11.29)					



20

Terrail Lambert
DB
5-11, 195
Sr.
Oxnard, Calif.

2008

Pittsburgh: Racked up three tackles (solo; two assists) on the day as well as a pass break-up ... the start was the 30th of his career. **Washington:** Amassed three tackles (two solo; assist) and held down the Huskies aerial attack to just 98 yards ... the start marked the 29th of his career. **North Carolina:** Made his 28th career start and recorded a tackle (assist) and broke up a pass against the Tar Heels. **Stanford:** Amassed four tackles (two solo; two assist) and helped limit the Cardinal passing attack to just 182 passing yards in his 27th career start. **Purdue:** Made the 26th start of his career and amassed four tackles (3 solo; assist) on the day and helped hold the Boilers to just nine completions in the second half (9-21). **Michigan State:** Registered eight tackles (two solo, six assists) in his 25th start of his career. **Michigan:** Made his 24th consecutive start at CB and recorded two tackles (both solo). **San Diego State:** Tallied six tackles (all solo) and broke up two passes in his 23rd career start for the Irish.

CAREER STATISTICS

Year	G-S	Tackles				TFL	Scks	Fumbles			PBU	INT
		TT	UT	AT	FF			FR				
2008	8-8	31	18	13	0.0-0	0.0-0	0	0-0	4	0-0		
2007	12-12	34	19	15	0.0-0	0.0-0	0	0-0	0	1-0		
2006	13-10	40	30	10	1.5-9	0.5-6	1	1-0	1	3-27		
2005	12-0	8	7	1	0.0-0	0.0-0	0	0-0	1	0-0		
Total	45-30	113	74	39	1.5-9	0.5-6	1	1-0	6	4-27		

CAREER GAME-BY-GAME

2008	TT	UT	AT	TFL	Scks	FF	FR	PBU	INT
*SDSU (9.6)	6	6	0	0.0-0	0.0-0	0	0-0	2	0-0
*UM (9.13)	2	2	0	0.0-0	0.0-0	0	0-0	0	0-0
*at MSU (9.20)	8	2	6	0.0-0	0.0-0	0	0-0	0	0-0
*PUR (9.27)	4	3	1	0.0-0	0.0-0	0	0-0	0	0-0
*STAN (10.4)	4	2	2	0.0-0	0.0-0	0	0-0	0	0-0
*at UNC (10.11)	1	0	1	0.0-0	0.0-0	0	0-0	1	0-0
*at UW (10.25)	3	2	1	0.0-0	0.0-0	0	0-0	0	0-0
*PITT (11.1)	3	1	2	0.0-0	0.0-0	0	0-0	1	0-0
at BC (11.8)									
vs. Navy (11.15)									
SYR (11.22)									
at USC (11.29)									

2007	TT	UT	AT	TFL	Scks	FF	FR	PBU	INT
*GT (9.1)	6	4	2	0.0-0	0.0-0	0	0-0	0	0-0
*at PSU (9.8)	1	1	0	0.0-0	0.0-0	0	0-0	0	0-0
*at UM (9.15)	1	1	0	0.0-0	0.0-0	0	0-0	0	0-0
*MSU (9.22)	1	1	0	0.0-0	0.0-0	0	0-0	0	0-0
*at PUR (9.29)	3	3	0	0.0-0	0.0-0	0	0-0	0	0-0
*at UCLA (10.6)	3	1	2	0.0-0	0.0-0	0	0-0	0	1-0
*BC (10.13)	4	2	2	0.0-0	0.0-0	0	0-0	0	0-0
*USC (10.20)	7	2	5	0.0-0	0.0-0	0	0-0	0	0-0
*Navy (11.3)	2	0	2	0.0-0	0.0-0	0	0-0	0	0-0
*AF (11.10)	2	1	1	0.0-0	0.0-0	0	0-0	0	0-0
*Duke (11.17)	1	0	1	0.0-0	0.0-0	0	0-0	0	0-0
*at STAN (11.25)	3	3	0	0.0-0	0.0-0	0	0-0	0	0-0

2006	TT	UT	AT	TFL	Scks	FF	FR	PBU	INT
at GT (9.2)	2	1	1	0.0-0	0.0-0	0	0-0	0	0-0
PSU (9.9)	1	1	0	0.0-0	0.0-0	0	0-0	0	0-0
UM (9.16)	2	1	1	0.0-0	0.0-0	0	0-0	0	0-0
*at MSU (9.23)	5	4	1	0.0-0	0.0-0	0	0-0	0	2-27
*PUR (9.30)	11	10	1	1.0-3	0.0-0	1	1-0	0	0-0
*STAN (10.7)	0	0	0	0.0-0	0.0-0	0	0-0	0	1-0
*UCLA (10.21)	6	4	2	0.0-0	0.0-0	0	0-0	0	1-0
*vs. Navy (10.28)	4	3	1	0.0-0	0.0-0	0	0-0	0	0-0
*UNC (11.4)	0	0	0	0.0-0	0.0-0	0	0-0	0	0-0
*at AF (11.11)	3	2	1	0.0-0	0.0-0	0	0-0	0	0-0
*Army (11.18)	0	0	0	0.0-0	0.0-0	0	0-0	0	0-0
*at USC (11.25)	3	3	0	0.0-0	0.0-0	0	0-0	1	0-0
*LSU (1.3)	3	1	2	0.5-6	0.5-6	0	0-0	0	0-0



43

Eric Maust
P
6-2, 177
Jr.
Alpharetta, Ga.

CAREER

Filled in at punter during the 2007 season and averaged a team-high 42.1 yards on 21 punts, landing nine inside the 20 with only one touchback ... enters the 2008 season as the starting punter for the Irish ... also one of the top pitchers for Notre Dame's baseball team and recorded a 6-3 record last season ... enrolled in the Mendoza College of Business, majoring in finance, and owns a 3.153 GPA.

2008

Pittsburgh: Had his first punt blocked, but racked up 152 yards on his last four punts of the day (38.0 avg.). **Washington:** Did not register a punt. **North Carolina:** Only punted once with a net of 35 yards. **Stanford:** Continues to be a special teams staple for the Irish, racking up 207 yards on five punts (41.4 avg.), two of which came to rest inside the 20-yard line. **Purdue:** Had another solid day, punting twice for 93 yards (46.5 average) with a long of 54 and having one downed inside the 20. **Michigan State:** Booted five punts for 204 yards (40.8 average) against the Spartans, getting two downed inside the 20. **Michigan:** Had a solid day punting the ball, booming six punts for 263 yards (43.8 average) with a long of 52 yards and two being downed inside the 20-yard line. **San Diego State:** Booted five punts on the day for 199 yards (39.8 per punt), two of which were downed inside the 20-yard line in the season opening win.


CAREER STATISTICS

Year	G-S	No	Yds	Avg	LG	TB	FC	I20	50+	Blkd
2008	8-0	29	1153	39.8	54	1	4	9	5	1
2007	6-0	21	884	42.1	53	1	6	9	2	1
Total	14-0	50	2037	40.7	54	2	10	18	7	2

CAREER GAME-BY-GAME

2008	No	Yds	Avg	LG	TB	FC	I20	50+	BLK
SDSU (9.1)	5	199	39.8	50	0	2	2	1	0
UM (9.8)	6	263	43.8	52	1	0	2	2	0
at MSU (9.15)	5	204	40.8	46	0	2	2	0	0
PUR (9.22)	2	93	46.5	54	0	0	1	1	0
STAN (9.29)	5	207	41.4	50	0	0	2	1	0
at UNC (10.6)	1	35	35.0	35	0	0	0	0	0
at UW (10.13)	0	0	00.0	0	0	0	0	0	0
PITT (10.20)	5	152	30.4	48	0	0	0	0	1
at BC (11.3)									
vs. Navy (11.10)									
SYR (11.17)									
at USC (11.25)									

2007	No	Yds	Avg	LG	TB	FC	I20	50+	BLK
GT (9.1)						DNP			
at PSU (9.8)	1	45	45.0	45	0	0	0	0	0
at UM (9.15)						DNP			
MSU (9.22)	3	129	43.0	50	0	1	0	1	0
at PUR (9.29)	3	132	44.0	48	1	1	2	0	0
at UCLA (10.6)						DNP			
BC (10.13)						DNP			
USC (10.20)						DNP			
Navy (11.3)						DNP			
AF (11.10)	5	215	43.0	53	0	2	2	1	0
Duke (11.17)	5	205	41.0	48	0	2	2	0	0
at STAN (11.25)	4	158	39.5	46	0	0	3	0	1



28

Kyle McCarthy
S
6-1, 203
Sr.
Youngstown, Ohio

2008

Pittsburgh: Recorded a career high 15 tackles (seven solo; eight assists) and two tackles for loss in his ninth career start ... the double digit tackle performance is the fourth time he has eclipsed that mark this season. **Washington:** Recorded five tackles (three solo; two assists) ... the start was the eighth of his career. **North Carolina:** Made his seventh career start and tallied four tackles (all solo) in the loss to the Tar Heels. **Stanford:** Tied his career high tackle performance on the day in his sixth start of his career, racking up 14 tackles (7 solo; 7 assist). He also intercepted a pass (2nd of career) and tallied a tackle for loss in the win over the Cardinal. **Purdue:** Tallied five tackles (4 solo; assist) on the day and helped limit the Boilers to just 139 passing yards in the second half. The start was the fifth of his career. **Michigan State:** Continued to be a team leader in tackles, recording nine tackles (solo; eight assists) on the day in his fourth career start. **Michigan:** In his third career start, notched his second best game in tackles with 10 (seven solo, three assists) in the win. **San Diego State:** Amassed a team and career-high 14 tackles (10 solo, four assists) while also assisting on a tackle for loss in the season opening win.


CAREER STATISTICS

Year	G-S	Tackles			TFL	Scks	Fumbles			PBU	INT
		TT	UT	AT			FF	FR			
2008	8-8	76	43	33	3.5-12	0.0-0	0	0-0	0	1-2	
2007	12-1	20	11	9	0.0-0	0.0-0	1	0-0	1	1-0	
2006	13-0	9	6	3	0.0-0	0.0-0	0	0-0	0	0-0	
2005					DNP						
Total	33-9	105	60	45	3.5-12	0.0-0	1	0-0	1	2-2	

CAREER GAME-BY-GAME

2008	TT	UT	AT	TFL	Scks	FF	FR	PBU	INT
*SDSU (9.6)	14	10	4	0.5-0	0.0-0	0	0-0	0	0-0
*UM (9.13)	10	7	3	0.0-0	0.0-0	0	0-0	0	0-0
*at MSU (9.20)	9	1	8	0.0-0	0.0-0	0	0-0	0	0-0
*PUR (9.27)	5	4	1	0.0-0	0.0-0	0	0-0	0	0-0
*STAN (10.4)	14	7	7	1.0-2	0.0-0	0	0-0	0	1-2
*at UNC (10.11)	4	4	0	0.0-0	0.0-0	0	0-0	0	0-0
*at UW (10.25)	5	3	2	0.0-0	0.0-0	0	0-0	0	0-0
*PITT (11.1)	15	7	8	2.0-10	0.0-0	0-0	0	0-0	
at BC (11.8)									
vs. Navy (11.15)									
SYR (11.22)									
at USC (11.29)									

2007	TT	UT	AT	TFL	Scks	FF	FR	PBU	INT
GT (9.1)	2	0	2	0.0-0	0.0-0	0	0-0	0	0
at PSU (9.8)	1	1	0	0.0-0	0.0-0	0	0-0	0	0
at UM (9.15)	1	0	1	0.0-0	0.0-0	0	0-0	0	0
MSU (9.22)	0	0	0	0.0-0	0.0-0	0	0-0	0	0
at PUR (9.29)	3	3	0	0.0-0	0.0-0	0	0-0	0	1
at UCLA (10.6)	1	0	1	0.0-0	0.0-0	0	0-0	0	0
BC (10.13)	1	1	0	0.0-0	0.0-0	0	0-0	0	0
USC (10.20)	3	2	1	0.0-0	0.0-0	0	0-0	0	0
*Navy (11.3)	7	3	4	0.0-0	0.0-0	0	0-0	0	0
AF (11.10)	0	0	0	0.0-0	0.0-0	0	0-0	0	0
Duke (11.17)	1	1	0	0.0-0	0.0-0	1	0-0	1	0
at STAN (11.25)	0	0	0	0.0-0	0.0-0	0	0-0	0	0



8

Raeshon McNeil
DB
6-0, 190
Jr.
Cooleemee, N.C.

2008


Pittsburgh: Recorded first interception of his career late in the first half to set up a score (recorded second INT of the day in the second half) ... also tallied three tackles (all solo) in his ninth career start. **Washington:** Recorded his eighth career start and recorded a pass break-up while helping limit the Huskies passing offense to just 3.9 yards per attempt. **North Carolina:** Made the seventh career start and made six tackles (five solo; assist) in the loss to the Tar Heels. **Stanford:** Had a solid day, making four tackles (three solo, assist) and helped limit the Cardinal to just 182 yards passing ... the start was the sixth of his career. **Purdue:** Making the fourth start of the season, he registered 3 tackles (2 solo; assist) and helped hold the Boilers to just 43% completion percentage in the second half. **Michigan State:** Racked up four tackles (solo; three assists) and a pass break-up while helping limit the Spartans to under 50% completion percentage on the day in his third start of the season. **Michigan:** Making the second start of the season, tallied three tackles (two solo, assist) and two pass break-ups (career high) in the win. **San Diego State:** Recorded a pass break up in his starting roll against the Aztecs ... start against San Diego State marked the second start of his career.

CAREER STATISTICS

Year	G-S	Tackles			TFL	Scks	Fumbles			PBU	INT
		TT	UT	AT			FF	FR			
2008	8-8	23	16	7	0.0-0	0.0-0	0	0-0	5	2-47	
2007	11-1	9	6	3	1.0-10	1.0-10	0	0-0	3	0-0	
2006	11-0	4	2	2	0.0-0	0.0-0	0	0-0	0	0-0	
Total	30-9	36	24	12	1.0-10	1.0-10	0	0-0	8	2-47	

CAREER GAME-BY-GAME

2008	TT	UT	AT	TFL	Scks	FF	FR	PBU	INT
*SDSU (9.6)	0	0	0	0.0-0	0.0-0	0	0-0	1	0-0
*UM (9.13)	3	2	1	0.0-0	0.0-0	0	0-0	2	0-0
*at MSU (9.20)	4	1	3	0.0-0	0.0-0	0	0-0	1	0-0
*PUR (9.27)	3	2	1	0.0-0	0.0-0	0	0-0	0	0-0
*STAN (10.4)	4	3	1	0.0-0	0.0-0	0	0-0	0	0-0
*at UNC (10.11)	6	5	1	0.0-0	0.0-0	0	0-0	0	0-0
*at UW (10.25)	0	0	0	0.0-0	0.0-0	0	0-0	1	0-0
*PITT (11.1)	3	3	0	0.0-0	0.0-0	0	0-0	0	2-47
at BC (11.8)									
vs. Navy (11.15)									
SYR (11.22)									
at USC (11.29)									



56

Kerry Neal
OLB
6-2, 246
So.
Bunn, N.C.

2008

Pittsburgh: Made the start at OLB (10th career start) and racked up four tackles (two solo; two assists) as well as a sack in the loss. **Washington:** Made his fourth career start and recorded a tackle (solo). **Stanford:** Saw action in the linebacker rotation and registered a tackle (solo) and helped limit the Cardinal to just 29 rushing yards in the second half. **Purdue:** Made the start at OLB and tallied one tackle for a loss on the day. The start was the eighth of his career. **Michigan State:** Tallied a tackle (assist) on the day in a reserve roll in the first loss of the season. **Michigan:** Made his seventh career start and notched three tackles (solo, two assists) as well as a half-tackle for loss in the win. **San Diego State:** Made three tackles (solo, two assists), assisted on a tackle for loss and recorded his first career interception in the win ... the start for Neal was the sixth of his career.

CAREER STATISTICS

Year	G-S	Tackles			TFL	Scks	Fumbles			PBU	INT
		TT	UT	AT			FF	FR			
2008	7-5	14	7	7	3.0-12	1.0-8	0	0-0	0	1-2	

2007	12-5	20	8	12	2.0-9	2.0-9	0	2-11	3	0-0
Total	19-10	34	15	19	5.0-21	3.0-17	0	2-11	3	1-2

CAREER GAME-BY-GAME

2008	TT	UT	AT	TFL	Scks	FF	FR	PBU	INT
*SDSU (9.6)	3	1	2	0.0-0	0.0-0	0	0-0	0	1-2
*UM (9.13)	3	1	2	0.5-1	0.0-0	0	0-0	0	0-0
at MSU (9.20)	1	0	1	0.0-0	0.0-0	0	0-0	0	0-0
*PUR (9.27)	1	1	0	1.0-2	0.0-0	0	0-0	0	0-0
STAN (10.4)	1	1	0	0.0-0	0.0-0	0	0-0	0	0-0
at UNC (10.11)	0	0	0	0.0-0	0.0-0	0	0-0	0	0-0
at UW (10.25)	1	1	0	0.0-0	0.0-0	0	0-0	0	0-0
*PITT (11.1)	4	2	2	1.0-8	1.0-8	0	0-0	0	0-0
at BC (11.8)									
vs. Navy (11.15)									
SYR (11.22)									
at USC (11.29)									

2007	TT	UT	AT	TFL	Scks	FF	FR	PBU	INT
GT (9.1)	0	0	0	0.0-0	0.0-0	0	0-0	0	0
at PSU (9.8)	1	0	1	0.0-0	0.0-0	0	0-0	0	0
at UM (9.15)	0	0	0	0.0-0	0.0-0	0	0-0	1	0
MSU (9.22)	2	1	1	1.0-8	1.0-8	0	0-0	1	0
*at PUR (9.29)	0	0	0	0.0-0	0.0-0	0	0-0	0	0
*at UCLA (10.6)	3	3	0	0.0-0	0.0-0	0	1-11	0	0
*BC (10.13)	2	1	1	0.0-0	0.0-0	0	0-0	0	0
USC (10.20)	3	1	2	0.0-0	0.0-0	0	0-0	0	0
Navy (11.3)	0	0	0	0.0-0	0.0-0	0	0-0	0	0
AF (11.10)	3	0	3	0.0-0	0.0-0	0	1-0	0	0
*Duke (11.17)	3	1	2	0.0-0	0.0-0	0	0-0	0	0
*at STAN (11.25)	3	1	2	1.0-1	1.0-1	0	0-0	0	0



55
Eric Olsen
OG
6-5, 303
Jr.
Staten Island, N.Y.

2008

Pittsburgh: Helped pass protect for an Irish attack that piled up 271 yards through the air. **Washington:** Helped the Irish compile 252 rush yards. **North Carolina:** Helped protect for an Irish attack which put up 472 total yards on offense against the Tar Heels. **Stanford:** Helped protect for the Irish air attack which put up 347 yards on the day. **Purdue:** Played a key role in helping the Irish amass 476 yards of total offense (201 rush, 275 receiving) on the day against the Boilermakers. **Michigan State:** Helped protect for a strong passing performance against the Spartans. **Michigan:** Helped the Irish rushing attack eclipse the 100-yard mark (113) for the second consecutive week ... made second start at LG on the season. **San Diego State:** Made his seventh career start, first season opening start at LG ... helped open holes and halt the defensive pass rush to the tune of 122 rushing yards and not allowing any sacks in season opening win.

CAREER STATISTICS

Year	G-S	Time
2008	8-8	199:26
2007	11-6	171:45
2006	8-0	20:45
Total	26-13	391:53



82
Robby Parris
WR
6-3, 210
Jr.
Olmsted Falls, Ohio

2008

Pittsburgh: Saw action in the receiving rotation against the Panthers. **Washington:** Returned to action for the Irish, hauling in three catches for 19 yards. **North Carolina:** Did not play against the Tar Heels. **Stanford:** Saw limited minutes against the Cardinal.

Purdue: Did not see game action. **Michigan State:** Saw most extensive game action to date on the short season, recording four catches for 22 yards, both season highs. **Michigan:** Recorded his first game action and first catch of the season (30th of career). **San Diego State:** Did not see game action in the season opener.

CAREER STATISTICS

Year	G-S	Receiving				
		Rec	Yds	Avg	TD	LG
2008	5-0	8	41	5.1	0	12
2007	12-4	29	361	12.4	1	35
2006	6-0	1	7	7.0	0	7
Total	23-4	38	409	10.8	1	35

CAREER GAME-BY-GAME

2008	Receiving				
	Rec	Yds	Avg	TD	LG
SDSU (9.6)			DNP		
UM (9.13)	1	0	0.0	0	0
at MSU (9.20)	4	22	5.5	0	12
PUR (9.27)			DNP		
STAN (10.4)	0	0	0.0	0	0
at UNC (10.11)			DNP		
at UW (10.25)	3	19	6.3	0	11
PITT (11.1)	0	0	0.0	0	0
at BC (11.8)					
vs. Navy (11.15)					
SYR (11.22)					
at USC (11.29)					

2007	Receiving				
	Rec	Yds	Avg	TD	LG
GT (9.1)	3	30	10.0	0	12
at PSU (9.8)	1	35	35.0	0	35
*at UM (9.15)	1	7	7.0	0	7
MSU (9.22)	0	0	0.0	0	0
at PUR (9.29)	7	93	13.3	0	24
at UCLA (10.6)	3	13	4.3	0	8
*BC (10.13)	4	94	23.5	1	28
USC (10.20)	3	15	5.0	0	6
*Navy (11.3)	2	25	12.5	0	21
*AF (11.10)	5	49	9.8	0	26
Duke (11.17)	0	0	0.0	0	0
at STAN (11.25)	0	0	0.0	0	0



9
Kyle Rudolph
 TE
 6-6, 252
 Fr.
 Cincinnati, Ohio

2008

Pittsburgh: Set new freshman record for catches by a tight end (16) in a single season hauled in two catches for 26 yards on the day, with a long of 21. **Washington:** Started his seventh consecutive contest at TE for the Irish. **North Carolina:** Recorded the sixth straight start to begin his Irish career ... brought down three catches for 30 yards with a long reception of 12 yards. **Stanford:** Recorded second consecutive week with a touch-down reception, to go along with setting career-highs in receptions (5) and yardage (70) against the Cardinal. **Purdue:** Set career-highs in receptions (3), receiving yards (32), longest catch (19), while also recording the first touchdown catch of career in win over the Boilermakers. **Michigan State:** Had best game of his short Irish career to date hauling in two catches for 29 yards, with a long of 18 against the Spartan secondary. **Michigan:** Notched the second start of career. **San Diego State:** Hauled in one catch for five yards in first start of career ... first freshman at Notre Dame to ever start at TE in a season opener.

CAREER STATISTICS

Year	G-S	Receiving				
		Rec	Yds	Avg	TD	LG
2008	8-8	16	192	12.0	2	24
Total	8-8	16	192	12.0	2	24

CAREER GAME-BY-GAME

2008	Receiving				
	Rec	Yds	Avg	TD	LG
*SDSU (9.6)	1	5	5.0	0	5
*UM (9.13)	0	0	0.0	0	0
*at MSU (9.20)	2	29	14.5	0	18
*PUR (9.27)	3	32	10.7	1	19
*STAN (10.4)	5	70	14.0	1	24
*at UNC (10.11)	3	30	10.0	0	12
*at UW (10.25)	0	0	0.0	0	0
*PITT (11.1)	2	26	13.0	0	21
at BC (11.8)					
vs. Navy (11.15)					
SYR (11.22)					
at USC (11.29)					



90
John Ryan
 OLB
 6-5, 264
 Jr.
 Westlake, Ohio

2008

Pittsburgh: Saw action in the linebacker rotation and helped limit the Panthers to just 2.8-yards per carry in the first half. **Washington:** Did not see game action. **North Carolina:** Saw action in the defensive line rotation and helped limit the Tar Heels to 3.8 yards a carry in the loss. **Stanford:** Made fourth of the season and registered two tackles (both assists) and helped limit the Cardinal rushing attack to just a shade over two yards per carry in the second half. **Purdue:** Saw considerable amount of action in the linebacker rotation, registering a tackle (assist) and a quarterback hurry in the win over the Boilers. **Michigan State:** Tallied a tackle (assist) and a fumble recovery in the first loss of the season ... start was his third of the season and the 13th of his career. **Michigan:** Made his 12th career start and assisted on a tackle in the win. **San Diego State:** Tallied a tackle (solo), two pass break-ups and a quarterback hurry in the win.

CAREER STATISTICS

Year	Tackles					Fumbles				
	G-S	TT	UT	AT	TFL	Scks	FF	FR	PBU	INT
2008	7-4	6	1	5	0.0-0	0.0-0	0	1-0	2	0-0
2007	12-10	39	20	19	5.0-30	2.5-23	1	0-0	0	0-0
2006	10-0	4	2	2	1.0-2	0.0-0	0	0-0	0	0-0
Total	29-14	49	23	26	6.0-32	2.5-23	1	1-0	2	0-0

CAREER GAME-BY-GAME

2008	TT	UT	AT	TFL	Scks	FF	FR	PBU	INT
*SDSU (9.6)	1	1	0	0.0-0	0.0-0	0	0-0	2	0-0
*UM (9.13)	1	0	1	0.0-0	0.0-0	0	0-0	0	0-0
*at MSU (9.20)	1	0	1	0.0-0	0.0-0	0	1-0	0	0-0
*PUR (9.27)	1	0	1	0.0-0	0.0-0	0	0-0	0	0-0
*STAN (10.4)	2	0	2	0.0-0	0.0-0	0	0-0	0	0-0
at UNC (10.11)	0	0	0	0.0-0	0.0-0	0	0-0	0	0-0
at UW (10.25)				DNP					
PITT (11.1)	0	0	0	0.0-0	0.0-0	0	0-0	0	0-0
at BC (11.8)									
vs. Navy (11.15)									
SYR (11.22)									
at USC (11.29)									

2007	TT	UT	AT	TFL	Scks	FF	FR	PBU	INT
*GT (9.1)	3	2	1	0.0-0	0.0-0	0	0-0	0	0-0
*at PSU (9.8)	4	0	4	1.0-3	0.5-3	0	0-0	0	0-0
*at UM (9.15)	7	6	1	1.0-6	0.0-0	0	0-0	0	0-0
*MSU (9.22)	0	0	0	0.0-0	0.0-0	0	0-0	0	0-0
*at PUR (9.29)	6	6	0	2.0-12	1.0-11	0	0-0	0	0-0
*at UCLA (10.6)	2	1	1	1.0-9	1.0-9	1	0-0	0	0-0
*BC (10.13)	4	1	3	0.0-0	0.0-0	0	0-0	0	0-0
*USC (10.20)	4	2	2	0.0-0	0.0-0	0	0-0	0	0-0
*Navy (11.3)	0	0	0	0.0-0	0.0-0	0	0-0	0	0-0
*AF (11.10)	5	2	3	0.0-0	0.0-0	0	0-0	0	0-0
Duke (11.17)	1	0	1	0.0-0	0.0-0	0	0-0	0	0-0
at STAN (11.25)	3	0	3	0.0-0	0.0-0	0	0-0	0	0-0



44
Asaph Schwapp
 FB
 6-0, 251
 Sr.
 Hartford, Conn.

2008

Pittsburgh: Helped run protect for an Irish attack that totaled 115 yards rushing on the day. **Washington:** Provided solid run blocking for the Irish as the team racked up 252 net yards. **North Carolina:** Saw limited minutes on offense but continued to be a stout run blocker for the Irish ground attack. **Stanford:** Helped Irish rushing attack average 3.1 yards per carry against the Cardinal. **Purdue:** Continued to open running lanes when called upon at fullback against the Boilermakers. **Michigan State:** Saw time as main run blocker for the Irish run attack. **Michigan:** Played in his 20th career game and made his seventh career start for Notre Dame. **San Diego State:** Started at FB.

CAREER STATISTICS

Year	G-S	Rushing				Receiving					
		Att	Yds	Avg	TD	LG	Rec	Yds	Avg	TD	LG
2008	8-2	0	0	0.0	0	0	0	0	0.0	0	0
2007	12-7	12	14	1.2	0	4	3	27	9.0	0	15
2006	2-2	4	15	3.8	0	6	0	0	0.0	0	0
2005	12-1	27	67	2.5	0	9	3	22	7.3	0	12
Total	34-12	43	96	2.2	0	9	6	49	8.2	0	15

CAREER GAME-BY-GAME

2008	Rushing				Receiving					
	Att	Yds	Avg	LG	TD	Rec	Yds	Avg	TD	LG
SDSU (9.6)	0	0	0.0	0	0	0	0	0.0	0	0
UM (9.13)	0	0	0.0	0	0	0	0	0.0	0	0
at MSU (9.20)	0	0	0.0	0	0	0	0	0.0	0	0
PUR (9.27)	0	0	0.0	0	0	0	0	0.0	0	0
STAN (10.4)	0	0	0.0	0	0	0	0	0.0	0	0
at UNC (10.11)	0	0	0.0	0	0	0	0	0.0	0	0
at UW (10.25)	0	0	0.0	0	0	0	0	0.0	0	0
PITT (11.1)	0	0	0.0	0	0	0	0	0.0	0	0
at BC (11.8)										
vs. Navy (11.15)										
SYR (11.22)										
at USC (11.29)										

2007	Rushing				Receiving					
	Att	Yds	Avg	LG	TD	Rec	Yds	Avg	TD	LG
*GT (9.1)	1	-1	-1.0	-1	0	0	0	0.0	0	0
*at PSU (9.8)	0	0	0.0	0	0	0	0	0.0	0	0
at UM (9.15)	0	0	0.0	0	0	0	0	0.0	0	0
*MSU (9.22)	1	0	0.0	0	0	0	0	0.0	0	0
*at PUR (9.29)	0	0	0.0	0	0	1	5	5.0	0	5
*at UCLA (10.6)	1	2	2.0	2	0	0	0	0.0	0	0
BC (10.13)	1	4	4.0	4	0	2	22	11.0	0	15
*USC (10.20)	1	1	1.0	1	0	0	0	0.0	0	0
Navy (11.3)	1	4	4.0	4	0	0	0	0.0	0	0
AF (11.10)	3	1	0.3	2	0	0	0	0.0	0	0
Duke (11.17)	0	0	0.0	0	0	0	0	0.0	0	0
*at STAN (11.25)	3	3	1.0	3	0	0	0	0.0	0	0

2005	Rushing				Receiving					
	Att	Yds	Avg	LG	TD	Rec	Yds	Avg	TD	LG
at Pitt (9.3)	2	6	3.0	0	0	0	0	0.0	0	6
at UM (9.10)	2	8	4.0	0	0	0	0	0.0	0	4
MSU (9.17)	5	-1	-0.2	0	0	0	0	0.0	0	2
at WU (9.24)	0	0	0.0	0	0	0	0	0.0	0	0
at PUR (10.1)	0	0	0.0	0	0	0	0	0.0	0	0
*USC (10.15)	0	0	0.0	0	0	1	1	1.0	0	1
BYU (10.22)	8	27	3.4	6	0	0	0	0.0	0	0
UT (11.5)	3	0	0.0	1	0	0	0	0.0	0	0
Navy (11.12)	3	13	4.3	7	0	2	21	10.5	0	12
*Cuse (11.19)	0	0	0.0	0	0	0	0	0.0	0	0
at STAN (11.26)	2	10	5.0	5	0	0	0	0.0	0	0
OSU (1.2)	2	4	2.0	2	0	0	0	0.0	0	0



13
Evan Sharpley
 QB
 6-2, 215
 Sr.
 Marshall, Mich.

2008

Washington: Saw first action of the season in the fourth quarter against the Huskies, going 1-2 for 6 yards ... also rushed the ball once for a gain of 1 yard.

CAREER STATISTICS

Year	G-S	Passing				Rushing					
		Com	Att	INT	Pct	Yds	TD	Att	Yds	Avg	TD
2008	1-0	1	2	0	50.0	6	0	1	1	1.0	0
2007	8-2	77	140	3	55.0	736	5	38	-95	-2.5	0
2006	8-0	1	2	0	50.0	7	0	2	0	0.0	0
2005								DNP			
Total	16-2	78	142	3	55.0	743	5	40	-95	-2.4	0

CAREER GAME-BY-GAME

2008	Passing				Rushing						
	Com	Att	Pct	Yds	LG	TD	INT	Att	Yds	LG	TD
SDSU (9.6)								DNP			
UM (9.13)								DNP			
at MSU (9.20)								DNP			
PUR (9.27)								DNP			
STAN (10.4)								DNP			
at UNC (10.11)								DNP			
at UW (10.25)	1	2	50.0	6	6	0	0	1	1	1	0
PITT (11.1)											
at BC (11.8)											
vs. Navy (11.15)											
SYR (11.22)											
at USC (11.29)											

2007	Passing				Rushing						
	Com	Att	Pct	Yds	LG	TD	INT	Att	Yds	LG	TD
GT (9.1)	10	13	76.9	92	20	0	0	10	-58	3	0
at PSU (9.8)	0	0	0.0	0	0	0	0	0	0	0	0
at UM (9.15)	2	5	40.0	11	10	0	1	0	0	0	0
MSU (9.22)	4	7	57.1	33	16	0	0	1	-2	-2	0
at PUR (9.29)	16	26	61.5	205	43	2	1	5	-7	3	0
at UCLA (10.6)								DNP			
BC (10.13)	11	29	37.9	135	28	1	0	4	0	8	0
*USC (10.20)	17	33	51.5	117	22	0	1	8	-31	9	0
*Navy (11.3)	17	27	63.0	140	21	2	0	10	3	13	0
AF (11.10)								DNP			
Duke (11.17)								DNP			
at STAN (11.25)								DNP			



49
Toryan Smith
 ILB
 6-1, 244
 Jr.
 Rome, Ga.

2008

Pittsburgh: Saw action on special teams and defense helping limit the Panthers to just 71 yards in the first half (2.9-yards per play). **Washington:** Saw action in the linebacker rotation and recorded a tackle (solo) and helped shut down the Huskies rushing attack to the tune of 26-yards on 23 carries. **North Carolina:** Saw action on special teams and in the linebacker rotation and registered a tackle (solo) in the loss. **Stanford:** Did not see game action. **Purdue:** Saw action in the defensive rotation and on special teams helping shut down the Boilers return game, holding them to just 14 yards a return on kick-offs. **Michigan State:** Did not see game action. **Michigan:** Saw game action but did not register a tackle. **San Diego State:** Did not see any playing time.

CAREER STATISTICS

Year	G-S	Tackles				TFL	Scks	Fumbles			
		TT	UT	AT	FF			FR	PBU	INT	
2008	5-0	2	2	0	0.0-0	0.0-0	0	0-0	0	0-0	
2007	11-2	14	5	9	0.5-1	0.0-0	0	0-0	0	0-0	
2006	9-0	9	6	3	0.0-0	0.0-0	0	0-0	0	0-0	
Total	25-2	24	12	12	0.5-1	0.0-0	0	0-0	0	0-0	

CAREER GAME-BY-GAME

2008	TT	UT	AT	TFL	Scks	FF	FR	PBU	INT
SDSU (9.6)					DNP				
UM (9.13)	0	0	0	0.0-0	0.0-0	0	0-0	0	0-0
at MSU (9.20)					DNP				
PUR (9.27)	0	0	0	0.0-0	0.0-0	0	0-0	0	0-0
STAN (10.4)					DNP				
at UNC (10.11)	1	1	0	0.0-0	0.0-0	0	0-0	0	0-0
at UW (10.25)	1	1	0	0.0-0	0.0-0	0	0-0	0	0-0
PITT (11.1)									
at BC (11.8)									
vs. Navy (11.15)									
SYR (11.22)									
at USC (11.29)									

2007	TT	UT	AT	TFL	Scks	FF	FR	PBU	INT
GT (9.1)	1	0	1	0.0-0	0.0-0	0	0-0	0	0-0
*at PSU (9.8)	2	1	1	0.0-0	0.0-0	0	0-0	0	0-0
at UM (9.15)	0	0	0	0.0-0	0.0-0	0	0-0	0	0-0
MSU (9.22)	4	2	2	0.0-0	0.0-0	0	0-0	0	0-0
at PUR (9.29)	0	0	0	0.0-0	0.0-0	0	0-0	0	0-0
*at UCLA (10.6)	3	2	1	0.5-1	0.0-0	0	0-0	0	0-0
BC (10.13)	3	0	3	0.0-0	0.0-0	0	0-0	0	0-0
USC (10.20)	0	0	0	0.0-0	0.0-0	0	0-0	0	0-0
Navy (11.3)					DNP				
AF (11.10)	0	0	0	0.0-0	0.0-0	0	0-0	0	0-0
Duke (11.17)	0	0	0	0.0-0	0.0-0	0	0-0	0	0-0
at STAN (11.25)	1	0	1	0.0-0	0.0-0	0	0-0	0	0-0




59
Chris Stewart
 OG
 6-5, 337
 Jr.
 Spring, Texas

2008

Pittsburgh: Helped the Irish offense continue to roll offensively, as they piled up 386 yards of offense against the Panthers. **Washington:** Started seventh straight game of the season at RG, helping the Irish amass 459 total offensive yards. **North Carolina:** Started at RG for sixth straight game of the season, helping block for an Irish attack which put up 383 yards through the air. **Stanford:** Provided great pass support, allowing the Irish aerial attack to compile 347 yards against the Cardinal secondary. **Purdue:** Was a spark plug for the Irish offensive line, allowing the Irish to rush for over 200 yards on the day against the Boilermakers. **Michigan State:** Made third consecutive start at right guard despite minor leg injury. **Michigan:** Started second consecutive game of season before leaving with a minor ankle injury in the second half. **San Diego State:** Earned his first career start against the Aztecs at RG ... helped the offense rush for 122 yards while allowing zero sacks in season opening win.

CAREER STATISTICS

Year	G-GS	Time
2008	8-8	191:01
2007	6-0	46:44
2006	DNP	
Total	14-8	237:45



23
Golden Tate
 WR
 5-11, 195
 So.
 Hendersonville, Tenn.

2008

Pittsburgh: Recorded 201 all-purpose yards on the day (111 receiving, 91 KR and -1 PR), as well as hauling in his fifth receiving touchdown of the year and sixth touchdown of the season overall. **Washington:** Registered fifth touchdown of the season on a 21-yard end around ... recorded 11 yards rushing, 47 yards receiving and 14 punt return yards. **North Carolina:** Had most complete all-purpose day of Irish career totaling 213 all-purpose yards (121 rec., 92 ret.) ... his 121 yards receiving marks the second time on the season he has broken the 100-yard barrier ... hauled in his fourth touchdown catch of the season. **Stanford:** Recorded three catches for 30 yards as well as recording a kickoff return for 18 yards against the Cardinal. **Purdue:** Recorded first start of the season and third of his career. Caught his third touchdown pass on the season to go along with 5 catches for 64 yards on the day. **Michigan State:** Had another big day for the Irish recording 107 all-purpose yards (24 rush, 83 receiving) on the day against the Spartans. **Michigan:** Set new career-high for receiving yards in a game by hauling in four catches for 127 yards and a touchdown, including catches of 48 and 60 yards ... the 48-yard touchdown reception is the longest of career to date. **San Diego State:** Hauled in a career-high six catches for 93 yards and a touchdown (second of career) in season opener ... his six catches doubles his receptions for his career and his touchdown (38 yards) is the second longest TD catch of his career.

CAREER STATISTICS


Year	G-S	Receiving				TD	LG	Rushing			
		Rec	Yds	Avg	Yds			Avg	TD	LG	
2008	8-5	37	676	18.3	5	60	3	35	11.7	1	24
2007	12-2	6	131	21.8	1	43	1	4	4.0	0	4
Total	20-7	43	807	18.8	6	60	4	39	9.8	1	24

Year	Ret	Yds	Avg	TD	LG	All-Purpose				
						Rush	Rec	PR	KR	Avg/G
2008	9	196	21.8	0	29	35	565	14	196	115.7
2007	15	326	21.7	0	40	4	134	0	326	38.7
Total	24	522	21.8	0	40	39	696	14	522	66.9

CAREER GAME-BY-GAME

2008	Receiving					Returns				
	Rec	Yds	Avg	TD	LG	Att	Yds	Avg	LG	TD
SDSU (9.6)	6	93	15.5	1	38	1	28	28.0	28	0
UM (9.13)	4	127	31.8	1	60	3	58	19.3	27	0
at MSU (9.20)	5	83	16.6	0	30	0	0	0.0	0	0
*PUR (9.27)	5	64	12.8	1	38	0	0	0.0	0	0
*STAN (10.4)	3	30	10.0	0	19	1	18	18.0	18	0
*at UNC (10.11)	5	121	24.2	1	47	4	92	23.0	29	0
*at UW (10.25)	3	47	15.7	0	33	3	14	4.7	10	0
*PITT (11.1)	6	111	18.5	1	47	6	90	15.0	27	0
at BC (11.8)										
vs. Navy (11.15)										
SYR (11.22)										
at USC (11.29)										

2007	Receiving					Returns				
	Rec	Yds	Avg	TD	LG	Att	Yds	Avg	LG	TD
GT (9.1)	0	0	0.0	0	0	1	20	20.0	20	0
at PSU (9.8)	0	0	0.0	0	0	1	34	34.0	34	0
at UM (9.15)	0	0	0.0	0	0	5	133	26.6	40	0
MSU (9.22)	0	0	0.0	0	0	3	62	20.7	27	0
at PUR (9.29)	3	104	34.7	1	43	1	14	14.0	14	0
*at UCLA (10.6)	1	0	0.0	0	0	0	0	0.0	0	0
BC (10.13)	0	0	0.0	0	0	1	18	18.0	18	0
*USC (10.20)	1	22	22.0	0	22	0	0	0.0	0	0
Navy (11.3)	0	0	0.0	0	0	1	16	16.0	16	0
AF (11.10)	0	0	0.0	0	0	0	0	0.0	0	0
Duke (11.17)	0	0	0.0	0	0	0	0	0.0	0	0
at STAN (11.25)	1	5	5.0	0	5	2	29	14.5	16	0



77

Michael Turkovich
OG
6-6, 305
Sr.
Bedford, Pa.

2008

Pittsburgh: Started 20th consecutive game on the Irish offensive front, helping pave the way for 115 net yards rushing. **Washington:** Paved the way for a dominant rushing attack against the Huskies as the Irish piled up 252 net yards. **North Carolina:** Made sixth consecutive start at left tackle for the Irish, helping the Irish amass 472 total offensive yards on the day. **Stanford:** Helped protect for the Irish attack which produced 430 net yards on the day. **Purdue:** Tallied 16th consecutive start of his career, good for fourth longest active steak on the Irish. Helped the Irish passing game throw for 275 yards on the day. **Michigan State:** Registered 15th consecutive start on the offensive line for the Irish. **Michigan:** Continued steady play at the LT position, helping the Irish rushing attack gain 113 yards on the ground while also keeping the quarterback on his feet in another zero sack performance. **San Diego State:** Made his first career start at LT (13th career start; 12 previous at LG) in season opening win ... helped the offense rush for 122 yards while allowing zero sacks.

CAREER STATISTICS

Year	G-GS	Time
2008	8-8	220:55
2007	12-12	303:57
2006	9-0	23:03
2005	7-0	23:45
Total	36-20	571:40



14

Brandon Walker
PK
6-3, 202
So.
Findlay, Ohio

2008

Pittsburgh: Had best day of career, staying perfect on extra point chances (3-3) and converting a gametying 48-yard field goal in the second overtime to extend the game (4-of-5 on the day). **Washington:** Went 3-for-3 on extra points and 2-for-2 on FGs including a 42-yarder in the win. **North Carolina:** Remained steady with extra points going 3-of-3 on the day and also converted a field goal of 42-yards in the loss. **Stanford:** Converted on 4-of-4 extra points on the day, while missing on two field goal attempts of 41 and 46 yards. **Purdue:** Stayed strong on the season with extra points going a perfect five-for-five and was one-for-two on FG attempts, converting a 41-yarder in the fourth quarter. **Michigan State:** Converted lone extra point chance, while missing from FGs 51 and 41 yards. **Michigan:** Went a perfect five-of-five in point after attempts, moving his career mark to 30-of-31. **San Diego State:** Went three-of-three on PATs ... missed wide right from 47 yards out (would have been the second longest FG of his career) in the first quarter, bringing his career field goal total to 6-of-13.

CAREER STATISTICS

Year	G-S	Field Goals			XP	Kickoffs				
		M-A	Pct	LG		M-A	Pct	Att	Yds	Avg
2008	8-0	8-15	.533	48	27-27	1.000	0	0	0.0	0
2007	11-0	6-12	.500	48	22-23	.957	13	733	56.4	0
Total	19-0	14-27	.520	48	46-47	.978	13	733	56.4	0

CAREER GAME-BY-GAME

2008	FGA	FGM	LG	XPA	XPM	Points
SDSU (9.1)	1	0	0	3	3	3
UM (9.8)	0	0	0	5	5	5
at MSU (9.15)	2	0	0	1	1	1
PUR (9.22)	2	1	41	5	5	8
STAN (9.29)	2	0	0	4	4	4
at UNC (10.6)	1	1	42	3	3	6
at UW (10.13)	2	2	42	3	3	9
PITT (10.20)	4	5	48	3	3	15
at BC (11.3)						
vs. Navy (11.10)						
SYR (11.17)						
at USC (11.25)						

2007	FGA	FGM	LG	XPA	XPM	Points
GT (9.1)	1	1	24	0	0	3
at PSU (9.8)	1	1	22	1	1	4
at UM (9.15)	0	0	0	0	0	0
MSU (9.22)	0	0	0	2	2	2
at PUR (9.29)	0	1	0	0	1	0
at UCLA (10.6)	2	2	48	2	2	8
BC (10.13)	0	1	0	2	2	2
USC (10.20)	0	1	0	0	0	0
Navy (11.3)	1	2	26	5	5	8
AF (11.10)	1	1	28	3	3	6
Duke (11.17)	0	1	0	4	4	4
at STAN (11.25)	0	1	0	3	3	3

2007	TT	UT	AT	TFL	Scks	FF	FR	PBU	INT
GT (9.1)	3	2	1	0.0-0	0.0-0	0	0-0	0	0-0
at PSU (9.8)	3	1	2	0.5-1	0.0-0	0	0-0	0	0-0
at UM (9.15)	4	4	0	0.0-0	0.0-0	0	0-0	0	0-0
MSU (9.22)	4	1	3	0.0-0	0.0-0	0	0-0	0	0-0
at PUR (9.29)	1	0	1	0.0-0	0.0-0	0	0-0	0	0-0
at UCLA (10.6)	1	1	0	0.0-0	0.0-0	0	0-0	0	0-0
BC (10.13)	3	3	0	0.0-0	0.0-0	0	0-0	0	0-0
USC (10.20)	0	0	0	0.0-0	0.0-0	0	0-0	0	0-0
Navy (11.3)	11	2	9	0.0-0	0.0-0	0	0-0	0	0-0
AF (11.10)	6	2	4	1.0-2	0.0-0	0	0-0	0	0-0
*Duke (11.17)	3	0	3	0.0-0	0.0-0	0	0-0	0	0-0
*at STAN (11.25)	6	3	3	0.0-0	0.0-0	0	0-0	0	0-0



74

Sam Young

OT

6-8, 330

Jr.

Coral Springs, Fla.

2008

Pittsburgh: Started 33rd consecutive game since arriving at Notre Dame, helping the Irish amass 386 yards of total offense against the Panthers. **Washington:** Opened up holes all day long against the Huskies, helping the Irish compile 459 total offensive yards. **North Carolina:** Started 31st consecutive game for the Irish offensive line, helping the pass protect for the aerial barrage that saw the Irish amass 383 yards passing on the day. **Stanford:** Captained the offensive line, allowing for the Irish offense to pile up 430 yards of offense on the day. **Purdue:** Helped steady the offensive line, allowing the Irish offense to strike for 201 rushing yards and 275 yards through the air. **Michigan State:** Had solid day of pass protection helping the Irish pass for 242 yards on the day. **Michigan:** Continued consecutive games started streak, recording his 27th of career and helped pave the way for another 100-yard rushing performance (113 yards). **San Diego State:** Made his 26th consecutive and career start for Notre Dame (second longest active streak) while pacing the offensive line to help the Irish rush for 122 yards and allowing zero sacks in the season opening win.

CAREER STATISTICS

Year	G-GS	Time
2008	8-8	224:06
2007	12-12	310:08
2006	13-13	289:17
Total	33-33	823:31

2008 Notre Dame Football
Notre Dame Game Results (as of Nov 02, 2008)
All games

Date	Opponent		Score	Overall	Conference	Time	Attend
Sep 06, 2008	SAN DIEGO STATE	W	21-13	1-0	0-0	-	80795
Sep 13, 2008	MICHIGAN	W	35-17	2-0	0-0	3:03	80795
Sep 20, 2008	at Michigan State	L	7-23	2-1	0-0	3:13	76366
Sep 27, 2008	PURDUE	W	38-21	3-1	0-0	3:21	80795
Oct 04, 2008	STANFORD	W	28-21	4-1	0-0	3:23	80795
Nov 01, 2008	PITTSBURGH	Lo	33-36	4-2	0-0	4:01	80795
Oct 11, 2008	at #22 North Carolina	L	24-29	4-3	0-0	3:35	60500
Oct 25, 2008	at Washington	W	33-7	5-3	0-0	2:59	70437

2008 Notre Dame Football
Notre Dame Overall Team Statistics (as of Nov 02, 2008)
All games

Team Statistics	ND	OPP
SCORING	219	167
Points Per Game	27.4	20.9
FIRST DOWNS	167	146
Rushing	59	56
Passing	89	78
Penalty	19	12
RUSHING YARDAGE	974	1022
Yards gained rushing	1164	1235
Yards lost rushing	190	213
Rushing Attempts	275	256
Average Per Rush	3.5	4.0
Average Per Game	121.8	127.8
TDs Rushing	8	10
PASSING YARDAGE	2109	1654
Att-Comp-Int	291-173-9	283-151-10
Average Per Pass	7.2	5.8
Average Per Catch	12.2	11.0
Average Per Game	263.6	206.8
TDs Passing	18	8
TOTAL OFFENSE	3083	2676
Total Plays	566	539
Average Per Play	5.4	5.0
Average Per Game	385.4	334.5
KICK RETURNS: #-Yards	34-704	38-629
PUNT RETURNS: #-Yards	13-88	15-110
INT RETURNS: #-Yards	10-178	9-56
KICK RETURN AVERAGE	20.7	16.6
PUNT RETURN AVERAGE	6.8	7.3
INT RETURN AVERAGE	17.8	6.2
FUMBLES-LOST	14-6	11-7
PENALTIES-Yards	46-387	58-501
Average Per Game	48.4	62.6
PUNTS-Yards	29-1153	42-1587
Average Per Punt	39.8	37.8
Net punt average	35.3	34.7
TIME OF POSSESSION/Game	31:37	28:23
3RD-DOWN Conversions	45/114	39/110
3rd-Down Pct	39%	35%
4TH-DOWN Conversions	8/22	5/10
4th-Down Pct	36%	50%
SACKS BY-Yards	13-115	12-108
MISC YARDS	0	0
TOUCHDOWNS SCORED	28	19
FIELD GOALS-ATTEMPTS	8-15	12-15
ON-SIDE KICKS	0-0	0-0
RED-ZONE SCORES	21-32 66%	25-30 83%
RED-ZONE TOUCHDOWNS	17-32 53%	15-30 50%
PAT-ATTEMPTS	27-28 96%	17-18 94%
ATTENDANCE	403975	207303
Games/Avg Per Game	5/80795	3/69101
Neutral Site Games		0/0

Score by Quarters	1st	2nd	3rd	4th	oT	Total
Notre Dame	52	69	45	44	9	219
Opponents	23	44	36	52	12	167

2008 Notre Dame Football
Notre Dame Overall Individual Statistics (as of Nov 02, 2008)
All games

Rushing	gp	att	gain	loss	net	avg	td	lg	avg/g
ALLEN, Armando	8	95	457	24	433	4.6	2	21	54.1
HUGHES, Robert	8	74	250	12	238	3.2	2	18	29.8
ALDRIDGE, James	7	51	224	8	216	4.2	3	18	30.9
GRAY, Jonas	5	9	62	1	61	6.8	0	19	12.2
SMITH, Harrison	8	2	58	0	58	29.0	0	35	7.2
TATE, Golden	8	3	45	10	35	11.7	1	24	4.4
SHARPLEY, Evan	1	1	1	0	1	1.0	0	1	1.0
MAUST, Eric	8	1	0	8	-8	-8.0	0	0	-1.0
TEAM	5	5	0	13	-13	-2.6	0	0	-2.6
CLAUSEN, Jimmy	8	34	67	114	-47	-1.4	0	8	-5.9
Total	8	275	1164	190	974	3.5	8	35	121.8
Opponents	8	256	1235	213	1022	4.0	10	63	127.8

Passing	gp	effic	comp-att-int	pct	yds	td	lg	avg/g
CLAUSEN, Jimmy	8	134.97	172-289-9	59.5	2103	18	60	262.9
SHARPLEY, Evan	1	75.20	1-2-0	50.0	6	0	6	6.0
Total	8	134.56	173-291-9	59.5	2109	18	60	263.6
Opponents	8	104.71	151-283-10	53.4	1654	8	54	206.8

Receiving	gp	no.	yds	avg	td	lg	avg/g
FLOYD, Michael	8	41	633	15.4	7	51	79.1
TATE, Golden	8	37	676	18.3	5	60	84.5
ALLEN, Armando	8	26	173	6.7	1	21	21.6
GRIMES, David	6	21	182	8.7	2	30	30.3
RUDOLPH, Kyle	8	16	192	12.0	2	24	24.0
KAMARA, Duval	8	13	146	11.2	1	28	18.2
PARRIS, Robby	5	8	41	5.1	0	12	8.2
HUGHES, Robert	8	7	53	7.6	0	15	6.6
YEATMAN, Will	3	2	6	3.0	0	4	2.0
WEST, George	5	1	6	6.0	0	6	1.2
ALDRIDGE, James	7	1	1	1.0	0	1	0.1
Total	8	173	2109	12.2	18	60	263.6
Opponents	8	151	1654	11.0	8	54	206.8

Punt Returns	no.	yds	avg	td	lg
ALLEN, Armando	7	66	9.4	0	22
TATE, Golden	4	13	3.2	0	10
WEST, George	1	3	3.0	0	3
SMITH, Scott	1	6	6.0	0	6
Total	13	88	6.8	0	22
Opponents	15	110	7.3	0	38

Interceptions	no.	yds	avg	td	lg
BRUTON, David	3	39	13.0	0	39
McNEIL, Raeshon	2	47	23.5	0	43
GRAY, Gary	1	41	41.0	0	41
McCARTHY, Kyle	1	2	2.0	0	2
KUNTZ, Pat	1	0	0.0	0	0
NEAL, Kerry	1	2	2.0	0	2
BLANTON, Robert	1	47	47.0	1	47
Total	10	178	17.8	1	47
Opponents	9	56	6.2	1	32

Kick Returns	no.	yds	avg	td	lg
ALLEN, Armando	17	375	22.1	0	53
TATE, Golden	14	287	20.5	0	29
GRAY, Jonas	2	9	4.5	0	5
WEST, George	1	33	33.0	0	33
Total	34	704	20.7	0	53
Opponents	38	629	16.6	0	27

Fumble Returns	no.	yds	avg	td	lg
SMITH, Brian	1	35	35.0	1	35
KUNTZ, Pat	1	2	2.0	0	2
Total	2	37	18.5	1	35
Opponents	0	0	0.0	0	0

2008 Notre Dame Football
Notre Dame Overall Individual Statistics (as of Nov 02, 2008)
All games

Scoring	td	fg	PAT				dpx	saf	pts
			kick	rush	rcv	pass			
WALKER, Brandon	-	8-15	27-27	-	-	-	-	51	
FLOYD, Michael	7	-	-	-	-	-	-	42	
TATE, Golden	6	-	-	-	-	-	-	36	
ALDRIDGE, James	3	-	-	-	-	-	-	18	
ALLEN, Armando	3	-	-	-	-	-	-	18	
RUDOLPH, Kyle	2	-	-	-	-	-	-	12	
HUGHES, Robert	2	-	-	-	-	-	-	12	
GRIMES, David	2	-	-	-	-	-	-	12	
KAMARA, Duval	1	-	-	-	-	-	-	6	
BLANTON, Robert	1	-	-	-	-	-	-	6	
SMITH, Brian	1	-	-	-	-	-	-	6	
RUFFER	-	-	0-1	-	-	-	-	0	
Total	28	8-15	27-28	-	-	-	-	219	
Opponents	19	12-15	17-18	-	-	0-1	-	167	

Total Offense	g	plays	rush	pass	total	avg/g
CLAUSEN, Jimmy	8	323	-47	2103	2056	257.0
ALLEN, Armando	8	95	433	0	433	54.1
HUGHES, Robert	8	74	238	0	238	29.8
ALDRIDGE, James	7	51	216	0	216	30.9
GRAY, Jonas	5	9	61	0	61	12.2
SMITH, Harrison	8	2	58	0	58	7.2
TATE, Golden	8	3	35	0	35	4.4
SHARPLEY, Evan	1	3	1	6	7	7.0
MAUST, Eric	8	1	-8	0	-8	-1.0
TEAM	5	5	-13	0	-13	-2.6
Total	8	566	974	2109	3083	385.4
Opponents	8	539	1022	1654	2676	334.5

Field Goals	fg	pct.	01-19	20-29	30-39	40-49	50-99	lg	blk
WALKER, Brandon	8-15	53.3	0-0	3-3	1-3	4-8	0-1	48	0

FG Sequence	Notre Dame	Opponents
San Diego State	47	-
Michigan	-	(23)
Michigan State	51,41	(45),(26),(23)
Purdue	31,(41)	28
Stanford	41,46	42
Pittsburgh	(39),(22),(26),(48),38	(35),(22),(32),(26),(22)
North Carolina	(42)	(41),(34),(42),52
Washington	(28),(42)	-

Punting	no.	yds	avg	lg	tb	fc	i20	50+	blk
MAUST, Eric	28	1153	41.2	54	1	4	10	5	1
TEAM	1	0	0.0	0	0	0	0	0	0
Total	29	1153	39.8	54	1	4	10	5	1
Opponents	42	1587	37.8	58	2	12	11	6	1

Kickoffs	no.	yds	avg	tb	ob	retn	net	ydln
BURKHART, Ryan	41	2501	61.0	1	1			
Total	41	2501	61.0	1	1	16.6	45.2	24
Opponents	35	2239	64.0	1	0	20.7	43.3	26

Numbers in (parentheses) indicate field goal was made.

2008 Notre Dame Football
Notre Dame Overall Individual Statistics (as of Nov 02, 2008)
All games

<u>All Purpose</u>	<u>g</u>	<u>rush</u>	<u>rcv</u>	<u>pr</u>	<u>kr</u>	<u>ir</u>	<u>total</u>	<u>avg/g</u>
ALLEN, Armand	8	433	173	66	375	0	1047	130.9
TATE, Golden	8	35	676	13	287	0	1011	126.4
FLOYD, Michael	8	0	633	0	0	0	633	79.1
HUGHES, Rober	8	238	53	0	0	0	291	36.4
ALDRIDGE, Jam	7	216	1	0	0	0	217	31.0
RUDOLPH, Kyle	8	0	192	0	0	0	192	24.0
GRIMES, David	6	0	182	0	0	0	182	30.3
KAMARA, Duval	8	0	146	0	0	0	146	18.2
GRAY, Jonas	5	61	0	0	9	0	70	14.0
SMITH, Harrison	8	58	0	0	0	0	58	7.2
BLANTON, Rob	7	0	0	0	0	47	47	6.7
McNEIL, Raesh	8	0	0	0	0	47	47	5.9
WEST, George	5	0	6	3	33	0	42	8.4
GRAY, Gary	5	0	0	0	0	41	41	8.2
PARRIS, Robby	5	0	41	0	0	0	41	8.2
BRUTON, David	8	0	0	0	0	39	39	4.9
SMITH, Scott	8	0	0	6	0	0	6	0.8
YEATMAN, Will	3	0	6	0	0	0	6	2.0
NEAL, Kerry	8	0	0	0	0	2	2	0.2
McCARTHY, Kyl	8	0	0	0	0	2	2	0.2
SHARPLEY, Ev	1	1	0	0	0	0	1	1.0
MAUST, Eric	8	-8	0	0	0	0	-8	-1.0
TEAM	5	-13	0	0	0	0	-13	-2.6
CLAUSEN, Jim	8	-47	0	0	0	0	-47	-5.9
Total	8	974	2109	88	704	178	4053	506.6
Opponents	8	1022	1654	110	629	56	3471	433.9

2008 Notre Dame Football
Notre Dame Overall Defensive Statistics (as of Nov 02, 2008)
All games

#	Defensive Leaders	gp	Tackles			tfl/yds	Sacks	Pass defense			Fumbles		blkd	
			ua	a	tot		no-yds	int-yds	brup	qbh	rcv-yds	ff	kick	saf
28	McCARTHY, Kyle	8	44	32	76	3.5-12	.	1-2
27	BRUTON, David	8	43	30	73	1.5-5	.	3-39	3	1	1-0	2	.	.
40	CRUM, Maurice	8	24	25	49	3.5-19	1.0-7	.	1	2
58	SMITH, Brian	8	22	21	43	4.0-33	2.0-23	.	1	3	2-35	1	.	.
20	LAMBERT, Terrail	8	18	13	31	.	.	.	4
22	SMITH, Harrison	8	19	12	31	6.0-32	2.0-21	.	1
8	McNEIL, Raeshon	8	16	7	23	.	.	2-47	5
96	KUNTZ, Pat	8	11	10	21	4.0-26	3.0-24	1-0	1	.	1-2	.	.	.
95	WILLIAMS, Ian	8	11	10	21	2.0-5
37	ANELLO, Mike	8	12	5	17	.	.	.	1	.	1-0	1	.	.
12	BLANTON, Robert	7	12	5	17	1.0-1	.	1-47	2
45	FLEMING, Darius	8	8	8	16	1.0-8	1.0-8
31	BROWN, Sergio	8	9	6	15	2.0-15	1.0-12	.	3	2	1-0	.	.	.
56	NEAL, Kerry	8	8	7	15	3.0-12	1.0-8	1-2	1	1
94	BROWN, Justin	8	4	6	10	3.0-3	.	.	.	2
4	GRAY, Gary	5	9	.	9	.	.	1-41	1
41	SMITH, Scott	8	7	2	9
6	HERRING, Ray	8	6	2	8	1
9A	JOHNSON, Ethan	8	1	7	8	1.0-5	0.5-4	.	2	2
53	RICHARDSON, Morric	7	3	3	6	0.5-5	0.5-5
90	RYAN, John	7	1	5	6	.	.	.	2	2	1-0	.	.	.
48	QUINN, Steve	8	4	1	5	1.0-3	1.0-3
24	GORDON, Leonard	8	2	2	4
49	SMITH, Toryan	5	2	.	2
TM	TEAM	5	2	.	2	1	.
3	FLOYD, Michael	8	1	.	1
42	WASHINGTON, Kevin	2	.	1	1
18	KAMARA, Duval	8	1	.	1
4C	LEONIS, John	2	1	.	1
93	MULLEN, Paddy	8	1
Total		8	301	220	521	37-184	13-115	10-178	29	16	7-37	4	1	.
Opponents		8	289	288	577	45-185	12-108	9-56	27	19	6-0	10	1	.

2008 Notre Dame Football
Notre Dame Team Game-by-Game (as of Nov 02, 2008)
All games

TEAM STATISTICS

Date	Opponent	Rushing				Receiving				Passing				Kick Returns				Punt Returns				tot off
		no.	yds	td	lg	no.	yds	td	lg	cmp-att-int	yds	td	lg	no.	yds	td	lg	no.	yds	td	lg	
Sep 06	SAN DIEGO STATE	34	105	0	14	21	237	3	38	21-34-2	237	3	38	3	74	0	29	3	41	0	22	342
Sep 13	MICHIGAN	34	113	2	18	10	147	2	60	10-21-2	147	2	60	4	58	0	27	2	12	0	9	260
Sep 20	at Michigan State	22	16	0	24	24	242	1	30	24-41-2	242	1	30	5	147	0	53	3	23	0	18	258
Sep 27	PURDUE	40	201	1	21	20	275	3	38	20-35-0	275	3	38	4	105	0	36	1	-1	0	0	476
Oct 04	STANFORD	27	83	1	23	29	347	3	48	29-40-0	347	3	48	4	72	0	24	0	0	0	0	430
Nov 01	PITTSBURGH	39	115	0	15	23	271	3	47	23-44-0	271	3	47	5	91	0	27	1	-1	0	0	386
Oct 11	at North Carolina	30	89	1	16	31	383	2	47	31-48-2	383	2	47	7	120	0	29	0	0	0	0	472
Oct 25	at Washington	49	252	3	35	15	207	1	51	15-28-1	207	1	51	2	37	0	33	3	14	0	10	459
Notre Dame		275	974	8	35	173	2109	18	60	173-291-9	2109	18	60	34	704	0	53	13	88	0	22	3083
		256	1022	10	63	151	1654	8	54	151-283-10	1654	8	54	38	629	0	27	15	110	0	38	2676

Games played: 8
 Avg per rush: 3.5
 Avg per catch: 12.2
 Pass efficiency: 134.56
 Kick ret avg: 20.7
 Punt ret avg: 6.8
 All purpose avg/game: 506.6
 Total offense avg/gm: 385.4

Date	Opponent	Tackles				Sacks no-yds	Fumble		Pass Defense			Blkd kick	PAT Attempts				saf	pts
		ua	a	total	tfl-yds		ff	fr-yds	int-yds	qbh	brup		kick	rush	rcv			
Sep 06	SAN DIEGO STATE	44	12	56	4.0-12	1.0-7	1	1-0	1-2	4	8	1	3-3	0	0	0	0	21
Sep 13	MICHIGAN	42	28	70	8.0-21	0.0-0	2	4-35	2-80	2	3	0	5-5	0	0	0	35	
Sep 20	at Michigan State	27	52	79	3.0-16	0.0-0	1	1-0	0-0	0	3	0	1-1	0	0	0	7	
Sep 27	PURDUE	34	30	64	1.0-2	0.0-0	0	0-0	1-47	2	5	0	5-5	0	0	0	38	
Oct 04	STANFORD	41	28	69	7.0-52	5.0-48	0	1-2	3-2	2	1	0	4-4	0	0	0	28	
Nov 01	PITTSBURGH	42	40	82	8.0-31	2.0-11	0	0-0	3-47	2	3	0	3-3	0	0	0	33	
Oct 11	at North Carolina	42	10	52	2.0-9	1.0-8	0	0-0	0-0	4	2	0	3-3	0	0	0	24	
Oct 25	at Washington	29	20	49	4.0-41	4.0-41	0	0-0	0-0	0	4	0	3-4	0	0	0	33	
Notre Dame		301	220	521	37.0-184	13.0-115	4	7-37	10-178	16	29	1	27-28	0	0	0	219	
		289	288	577	45.0-185	12.0-108	10	6-0	9-56	19	27	1	17-18	0	0	0	167	

Date	Opponent	Punting										Field Goals			Kickoffs				
		no.	yds	avg	long	blkd	tb	fc	50+	i20	md-att	long	blkd	no.	yds	avg	tb	ob	
Sep 06	SAN DIEGO STATE	5	199	39.8	50	0	0	2	1	2	0-1	0	0	4	242	60.5	0	0	
Sep 13	MICHIGAN	6	263	43.8	52	0	1	0	2	2	0-0	0	0	6	366	61.0	0	1	
Sep 20	at Michigan State	5	204	40.8	46	0	0	2	0	2	0-2	0	0	2	120	60.0	0	0	
Sep 27	PURDUE	2	93	46.5	54	0	0	0	1	1	1-2	41	0	7	454	64.9	0	0	
Oct 04	STANFORD	5	207	41.4	50	0	0	0	1	2	0-2	0	0	5	312	62.4	0	0	
Nov 01	PITTSBURGH	5	152	30.4	48	1	0	0	0	1	4-5	48	0	5	300	60.0	1	0	
Oct 11	at North Carolina	1	35	35.0	35	0	0	0	0	0	1-1	42	0	5	276	55.2	0	0	
Oct 25	at Washington	0	0	0.0	0	0	0	0	0	0	2-2	42	0	7	431	61.6	0	0	
Notre Dame		29	1153	39.8	54	1	1	4	5	10	8-15	48	0	41	2501	61.0	1	1	
		42	1587	37.8	58	1	2	12	6	11	12-15	45	0	35	2239	64.0	1	0	

2008 Notre Dame Football
Notre Dame Opponent Game-by-Game (as of Nov 02, 2008)
All games

OPPONENT STATISTICS

Date	Opponent	Rushing				Receiving				Passing				Kick Returns				Punt Returns				tot off
		no.	yds	td	lg	no.	yds	td	lg	cmp-att-int	yds	td	lg	no.	yds	td	lg	no.	yds	td	lg	
Sep 06	SAN DIEGO STATE	15	71	1	17	29	274	1	43	29-59-1	274	1	43	4	50	0	14	3	5	0	3	345
Sep 13	MICHIGAN	42	159	1	29	19	229	1	45	19-28-2	229	1	45	5	57	0	18	2	-2	0	3	388
Sep 20	at Michigan State	43	203	2	63	12	143	0	28	12-26-0	143	0	28	2	47	0	25	1	10	0	10	346
Sep 27	PURDUE	17	103	1	33	29	359	2	54	29-55-1	359	2	54	7	97	0	27	1	9	0	9	462
Oct 04	STANFORD	37	161	1	27	18	182	2	27	18-28-3	182	2	27	5	111	0	26	4	46	0	38	343
Nov 01	PITTSBURGH	47	178	2	21	15	168	1	37	15-30-3	168	1	37	4	74	0	24	3	33	0	7	346
Oct 11	at North Carolina	32	121	2	20	18	201	0	31	18-32-0	201	0	31	4	82	0	24	1	9	0	9	322
Oct 25	at Washington	23	26	0	8	11	98	1	21	11-25-0	98	1	21	7	111	0	23	0	0	0	0	124
Opponents		256	1022	10	63	151	1654	8	54	151-283-10	1654	8	54	38	629	0	27	15	110	0	38	2676
		275	974	8	35	173	2109	18	60	173-291-9	2109	18	60	34	704	0	53	13	88	0	22	3083

Games played: 8
 Avg per rush: 4.0
 Avg per catch: 11.0
 Pass efficiency: 104.71
 Kick ret avg: 16.6
 Punt ret avg: 7.3
 All purpose avg/game: 433.9
 Total offense avg/gm: 334.5

Date	Opponent	Tackles				Sacks	Fumble		Pass Defense			Blkd	PAT Attempts				
		ua	a	total	tfl-yds	no-yds	ff	fr-yds	int-yds	qbh	brup	kick	kick	rush	rcv	saf	pts
Sep 06	SAN DIEGO STATE	40	32	72	5.0-17	0.0-0	2	2-0	2-16	1	1	0	1-2	0	0	0	13
Sep 13	MICHIGAN	23	46	69	5.0-8	0.0-0	3	0-0	2-0	2	1	0	2-2	0	0	0	17
Sep 20	at Michigan State	33	30	63	9.0-41	3.0-34	1	1-0	2-0	2	6	0	2-2	0	0	0	23
Sep 27	PURDUE	28	52	80	3.0-11	1.0-8	0	0-0	0-0	2	4	0	3-3	0	0	0	21
Oct 04	STANFORD	31	40	71	7.0-26	1.0-12	0	0-0	0-0	4	2	0	3-3	0	0	0	21
Nov 01	PITTSBURGH	37	44	81	7.0-22	1.0-6	1	0-0	0-0	3	5	1	3-3	0	0	0	36
Oct 11	at North Carolina	45	24	69	5.0-27	4.0-26	3	3-0	2-40	5	5	0	2-2	0	0	0	29
Oct 25	at Washington	52	20	72	4.0-33	2.0-22	0	0-0	1-0	0	3	0	1-1	0	0	0	7
Opponents		289	288	577	45.0-185	12.0-108	10	6-0	9-56	19	27	1	17-18	0	0	0	167
		301	220	521	37.0-184	13.0-115	4	7-37	10-178	16	29	1	27-28	0	0	0	219

Date	Opponent	Punting						Field Goals				Kickoffs						
		no.	yds	avg	long	blkd	tb	fc	50+	i20	md-att	long	blkd	no.	yds	avg	tb	ob
Sep 06	SAN DIEGO STATE	9	272	30.2	39	1	1	1	0	0	0-0	0	0	3	192	64.0	0	0
Sep 13	MICHIGAN	4	211	52.8	58	0	0	0	4	3	1-1	23	0	4	233	58.2	0	0
Sep 20	at Michigan State	5	226	45.2	52	0	1	1	1	1	3-3	45	0	6	411	68.5	1	0
Sep 27	PURDUE	4	156	39.0	50	0	0	2	1	1	0-1	0	0	4	260	65.0	0	0
Oct 04	STANFORD	3	126	42.0	48	0	0	2	0	1	0-1	0	0	4	252	63.0	0	0
Nov 01	PITTSBURGH	4	147	36.8	46	0	0	2	0	2	5-5	35	0	5	333	66.6	0	0
Oct 11	at North Carolina	4	152	38.0	43	0	0	1	0	3	3-4	42	0	7	424	60.6	0	0
Oct 25	at Washington	9	297	33.0	43	0	0	3	0	0	0-0	0	0	2	134	67.0	0	0
Opponents		42	1587	37.8	58	1	2	12	6	11	12-15	45	0	35	2239	64.0	1	0
		29	1153	39.8	54	1	1	4	5	10	8-15	48	0	41	2501	61.0	1	1

**2008 Notre Dame Football
Notre Dame Game Superlatives (as of Nov 02, 2008)
All games**

INDIVIDUAL GAME HIGHS

Rushes	19	HUGHES, Robert vs Michigan (Sep 13, 2008)
	19	ALLEN, Armando vs Pittsburgh (Nov 01, 2008)
Yards Rushing	134	ALLEN, Armando vs Purdue (Sep 27, 2008)
TD Rushes	2	HUGHES, Robert vs Michigan (Sep 13, 2008)
	2	ALDRIDGE, James at Washington (Oct 25, 2008)
Long Rush	35	SMITH, Harrison at Washington (Oct 25, 2008)
Pass attempts	48	CLAUSEN, Jimmy at North Carolina (Oct 11, 2008)
Pass completions	31	CLAUSEN, Jimmy at North Carolina (Oct 11, 2008)
Yards Passing	383	CLAUSEN, Jimmy at North Carolina (Oct 11, 2008)
TD Passes	3	CLAUSEN, Jimmy vs San Diego State (Sep 06, 2008)
	3	CLAUSEN, Jimmy vs Purdue (Sep 27, 2008)
	3	CLAUSEN, Jimmy vs Stanford (Oct 04, 2008)
	3	CLAUSEN, Jimmy vs Pittsburgh (Nov 01, 2008)
Long Pass	60	CLAUSEN, Jimmy vs Michigan (Sep 13, 2008)
Receptions	10	FLOYD, Michael vs Pittsburgh (Nov 01, 2008)
Yards Receiving	127	TATE, Golden vs Michigan (Sep 13, 2008)
TD Receptions	2	FLOYD, Michael vs Pittsburgh (Nov 01, 2008)
Long Reception	60	TATE, Golden vs Michigan (Sep 13, 2008)
Field Goals	4	WALKER, Brandon vs Pittsburgh (Nov 01, 2008)
Long Field Goal	48	WALKER, Brandon vs Pittsburgh (Nov 01, 2008)
Punts	6	MAUST, Eric vs Michigan (Sep 13, 2008)
Punting Avg	46.5	MAUST, Eric vs Purdue (Sep 27, 2008)
Long Punt	54	MAUST, Eric vs Purdue (Sep 27, 2008)
Long Punt Return	22	ALLEN, Armando vs San Diego State (Sep 06, 2008)
Long Kickoff Return	53	ALLEN, Armando at Michigan State (Sep 20, 2008)
Tackles	16	BRUTON, David vs Pittsburgh (Nov 01, 2008)
Sacks	2.0	KUNTZ, Pat vs Stanford (Oct 04, 2008)
	2.0	SMITH, Harrison at Washington (Oct 25, 2008)
Tackles For Loss	2.0	BROWN, Justin vs Michigan (Sep 13, 2008)
	2.0	KUNTZ, Pat vs Stanford (Oct 04, 2008)
	2.0	McCARTHY, Kyle vs Pittsburgh (Nov 01, 2008)
	2.0	WILLIAMS, Ian vs Pittsburgh (Nov 01, 2008)
	2.0	SMITH, Harrison at Washington (Oct 25, 2008)
Interceptions	2	McNEIL, Raeshon vs Pittsburgh (Nov 01, 2008)

**2008 Notre Dame Football
Notre Dame Game Superlatives (as of Nov 02, 2008)
All games**

TEAM GAME HIGHS

Rushes	49	at Washington (Oct 25, 2008)
Yards Rushing	252	at Washington (Oct 25, 2008)
Yards Per Rush	5.1	at Washington (Oct 25, 2008)
TD Rushes	3	at Washington (Oct 25, 2008)
Pass attempts	48	at North Carolina (Oct 11, 2008)
Pass completions	31	at North Carolina (Oct 11, 2008)
Yards Passing	383	at North Carolina (Oct 11, 2008)
Yards Per Pass	8.7	vs Stanford (Oct 04, 2008)
TD Passes	3	vs San Diego State (Sep 06, 2008)
	3	vs Purdue (Sep 27, 2008)
	3	vs Stanford (Oct 04, 2008)
	3	vs Pittsburgh (Nov 01, 2008)
Total Plays	83	vs Pittsburgh (Nov 01, 2008)
Total Offense	476	vs Purdue (Sep 27, 2008)
Yards Per Play	6.4	vs Stanford (Oct 04, 2008)
Points	38	vs Purdue (Sep 27, 2008)
Sacks By	5	vs Stanford (Oct 04, 2008)
First Downs	27	at North Carolina (Oct 11, 2008)
Penalties	8	vs Stanford (Oct 04, 2008)
Penalty Yards	75	vs Stanford (Oct 04, 2008)
Turnovers	5	at North Carolina (Oct 11, 2008)
Interceptions By	3	vs Stanford (Oct 04, 2008)
	3	vs Pittsburgh (Nov 01, 2008)

**2008 Notre Dame Football
Notre Dame Game Superlatives (as of Nov 02, 2008)
All games**

OPPONENT INDIVIDUAL GAME HIGHS

Rushes	39	Ringer, Javon, at Michigan State (Sep 20, 2008)
Yards Rushing	201	Ringer, Javon, at Michigan State (Sep 20, 2008)
TD Rushes	2	Ringer, Javon, at Michigan State (Sep 20, 2008)
Long Rush	63	Ringer, Javon, at Michigan State (Sep 20, 2008)
Pass attempts	59	LINDLEY, Ryan, vs San Diego State (Sep 06, 2008)
Pass completions	29	LINDLEY, Ryan, vs San Diego State (Sep 06, 2008)
	29	Painter,Curtis, vs Purdue (Sep 27, 2008)
Yards Passing	359	Painter,Curtis, vs Purdue (Sep 27, 2008)
TD Passes	2	Painter,Curtis, vs Purdue (Sep 27, 2008)
	2	Pritchard, Tavi, vs Stanford (Oct 04, 2008)
Long Pass	54	Painter,Curtis, vs Purdue (Sep 27, 2008)
Receptions	10	Tardy,Desmond, vs Purdue (Sep 27, 2008)
Yards Receiving	175	Tardy,Desmond, vs Purdue (Sep 27, 2008)
TD Receptions	1	MOUGEY, Darren, vs San Diego State (Sep 06, 2008)
	1	McGuffie, Sam, vs Michigan (Sep 13, 2008)
	1	Tardy,Desmond, vs Purdue (Sep 27, 2008)
	1	Valentin,Aaron, vs Purdue (Sep 27, 2008)
	1	Baldwin, Doug, vs Stanford (Oct 04, 2008)
	1	Dray, Jim, vs Stanford (Oct 04, 2008)
	1	BALDWIN,J., vs Pittsburgh (Nov 01, 2008)
	1	Goodwin, D., at Washington (Oct 25, 2008)
Long Reception	54	Tardy,Desmond, vs Purdue (Sep 27, 2008)
Field Goals	5	LEE,Conor, vs Pittsburgh (Nov 01, 2008)
Long Field Goal	45	Swenson, Brett, at Michigan State (Sep 20, 2008)
Punts	9	Ballman, Jared, at Washington (Oct 25, 2008)
Punting Avg	52.8	Mesko, Zoltan, vs Michigan (Sep 13, 2008)
Long Punt	58	Mesko, Zoltan, vs Michigan (Sep 13, 2008)
Long Punt Return	38	Baldwin, Doug, vs Stanford (Oct 04, 2008)
Long Kickoff Return	27	Sheets,Kory, vs Purdue (Sep 27, 2008)
Tackles	15	McKILLOP,Scott, vs Pittsburgh (Nov 01, 2008)
Sacks	2.0	Long, Brandon, at Michigan State (Sep 20, 2008)
	2.0	Carter, B, at North Carolina (Oct 11, 2008)
Tackles For Loss	3.0	ROMEUS,Greg, vs Pittsburgh (Nov 01, 2008)
Interceptions	2	Trent, Morgan, vs Michigan (Sep 13, 2008)
	2	Wiley, Otis, at Michigan State (Sep 20, 2008)

**2008 Notre Dame Football
Notre Dame Game Superlatives (as of Nov 02, 2008)
All games**

OPPONENT TEAM GAME HIGHS

Rushes	47	vs Pittsburgh (Nov 01, 2008)
Yards Rushing	203	at Michigan State (Sep 20, 2008)
Yards Per Rush	6.1	vs Purdue (Sep 27, 2008)
TD Rushes	2	at Michigan State (Sep 20, 2008)
	2	vs Pittsburgh (Nov 01, 2008)
	2	at North Carolina (Oct 11, 2008)
Pass attempts	59	vs San Diego State (Sep 06, 2008)
Pass completions	29	vs San Diego State (Sep 06, 2008)
	29	vs Purdue (Sep 27, 2008)
Yards Passing	359	vs Purdue (Sep 27, 2008)
Yards Per Pass	8.2	vs Michigan (Sep 13, 2008)
TD Passes	2	vs Purdue (Sep 27, 2008)
	2	vs Stanford (Oct 04, 2008)
Total Plays	77	vs Pittsburgh (Nov 01, 2008)
Total Offense	462	vs Purdue (Sep 27, 2008)
Yards Per Play	6.4	vs Purdue (Sep 27, 2008)
Points	36	vs Pittsburgh (Nov 01, 2008)
Sacks By	4	at North Carolina (Oct 11, 2008)
First Downs	23	vs Purdue (Sep 27, 2008)
Penalties	11	vs San Diego State (Sep 06, 2008)
Penalty Yards	100	vs San Diego State (Sep 06, 2008)
Turnovers	6	vs Michigan (Sep 13, 2008)
Interceptions By	2	vs San Diego State (Sep 06, 2008)
	2	vs Michigan (Sep 13, 2008)
	2	at Michigan State (Sep 20, 2008)
	2	at North Carolina (Oct 11, 2008)

2008 Notre Dame Football
Notre Dame By-Quarter Statistics (as of Nov 02, 2008)
All games

3rd-Down Conversions

Date	Opponent	Score	Overall	1st Qtr	2nd Qtr	3rd Qtr	4th Qtr	Overtime
Sep 06, 2008	SAN DIEGO STATE	W 21-13	3-12 25.0	1-4 25.0	1-4 25.0	0-2 0.0	1-2 50.0	
Sep 13, 2008	MICHIGAN	W 35-17	3-12 25.0	1-2 50.0	0-2 0.0	1-4 25.0	1-4 25.0	
Sep 20, 2008	at Michigan State	L 7-23	6-13 46.2	2-5 40.0	1-3 33.3	1-1 100.0	2-4 50.0	
Sep 27, 2008	PURDUE	W 38-21	6-14 42.9	1-3 33.3	2-3 66.7	1-3 33.3	2-5 40.0	
Oct 04, 2008	STANFORD	W 28-21	4-14 28.6	1-3 33.3	1-2 50.0	1-4 25.0	1-5 20.0	
Nov 01, 2008	PITTSBURGH	L 33-36	7-19 36.8	1-4 25.0	2-3 66.7	0-3 0.0	3-4 75.0	1-5 20.0
Oct 11, 2008	at North Carolina	L 24-29	10-16 62.5	4-5 80.0	2-3 66.7	2-3 66.7	2-5 40.0	
Oct 25, 2008	at Washington	W 33-7	6-14 42.9	2-3 66.7	1-5 20.0	0-2 0.0	3-4 75.0	
Notre Dame			45-114 39.5	13-29 44.8	10-25 40.0	6-22 27.3	15-33 45.5	1-5 20.0
Opponents			39-110 35.5	8-27 29.6	12-31 38.7	9-24 37.5	10-25 40.0	0-3 0.0

4th-Down Conversions

Date	Opponent	Score	Overall	1st Qtr	2nd Qtr	3rd Qtr	4th Qtr	Overtime
Sep 06, 2008	SAN DIEGO STATE	W 21-13	1-2 50.0	0-0 0.0	0-1 0.0	0-0 0.0	1-1 100.0	
Sep 13, 2008	MICHIGAN	W 35-17	0-2 0.0	0-0 0.0	0-0 0.0	0-0 0.0	0-2 0.0	
Sep 20, 2008	at Michigan State	L 7-23	0-1 0.0	0-0 0.0	0-0 0.0	0-0 0.0	0-1 0.0	
Sep 27, 2008	PURDUE	W 38-21	3-4 75.0	0-1 0.0	0-0 0.0	2-2 100.0	1-1 100.0	
Oct 04, 2008	STANFORD	W 28-21	2-3 66.7	1-1 100.0	0-0 0.0	1-1 100.0	0-1 0.0	
Nov 01, 2008	PITTSBURGH	L 33-36	0-2 0.0	0-0 0.0	0-0 0.0	0-1 0.0	0-1 0.0	0-0 0.0
Oct 11, 2008	at North Carolina	L 24-29	0-2 0.0	0-0 0.0	0-0 0.0	0-0 0.0	0-2 0.0	
Oct 25, 2008	at Washington	W 33-7	2-6 33.3	1-1 100.0	0-3 0.0	1-1 100.0	0-1 0.0	
Notre Dame			8-22 36.4	2-3 66.7	0-4 0.0	4-5 80.0	2-10 20.0	0-0 0.0
Opponents			5-10 50.0	1-2 50.0	1-1 100.0	1-1 100.0	2-6 33.3	0-0 0.0

Time of Possession

Date	Opponent	Score	Overall	1st Qtr	2nd Qtr	3rd Qtr	4th Qtr	Overtime
Sep 06, 2008	SAN DIEGO STATE	W 21-13	30:52	5:59	9:12	5:17	10:24	
Sep 13, 2008	MICHIGAN	W 35-17	27:48	3:39	6:24	8:32	9:13	
Sep 20, 2008	at Michigan State	L 7-23	26:15	9:31	5:42	6:28	4:34	
Sep 27, 2008	PURDUE	W 38-21	35:26	7:08	5:22	11:00	11:56	
Oct 04, 2008	STANFORD	W 28-21	33:20	7:04	7:24	9:55	8:57	
Nov 01, 2008	PITTSBURGH	L 33-36	28:44	10:25	6:34	4:09	7:36	0:00
Oct 11, 2008	at North Carolina	L 24-29	33:05	9:44	6:37	6:18	10:26	
Oct 25, 2008	at Washington	W 33-7	37:28	7:53	9:39	10:18	9:38	
Notre Dame			Total	61:23	56:54	61:57	72:44	0:00
			Avg.	7:40	7:06	7:44	9:05	0:00
Opponents			Total	58:37	63:06	58:03	47:16	0:00
			Avg.	7:19	7:53	7:15	5:54	0:00

**2008 Notre Dame Football
Notre Dame Red-Zone Results (as of Nov 02, 2008)
All games**

Notre Dame Inside Opponent Red-Zone

Date	Opponent	Score	Times In RZ	Times Scored	Total Pts	TDs	Rush TDs	Pass TDs	FGs Made	Failed to score inside RZ					
										FGA	Down	Int	Fumb	Half	Game
Sep 06, 2008	SAN DIEGO STATE	W 21-13	5	1	7	1	0	1	0	0	1	1	1	1	0
Sep 13, 2008	MICHIGAN	W 35-17	4	3	21	3	2	1	0	0	0	1	0	0	0
Sep 20, 2008	at Michigan State	L 7-23	2	0	0	0	0	0	0	1	0	0	1	0	0
Sep 27, 2008	PURDUE	W 38-21	4	3	21	3	1	2	0	1	0	0	0	0	0
Oct 04, 2008	STANFORD	W 28-21	4	2	14	2	1	1	0	1	1	0	0	0	0
Nov 01, 2008	PITTSBURGH	L 33-36	6	5	27	3	0	3	2	1	0	0	0	0	0
Oct 11, 2008	at North Carolina	L 24-29	3	3	21	3	1	2	0	0	0	0	0	0	0
Oct 25, 2008	at Washington	W 33-7	4	4	19	2	2	0	2	0	0	0	0	0	0
Totals			32	21	130	17	7	10	4	4	2	2	2	1	0
21 of 32 (65.6%)															

Opponents Inside Notre Dame Red-Zone

Date	Opponent	Score	Times In RZ	Times Scored	Total Pts	TDs	Rush TDs	Pass TDs	FGs Made	Failed to score inside RZ					
										FGA	Down	Int	Fumb	Half	Game
Sep 06, 2008	SAN DIEGO STATE	W 21-13	3	2	13	2	1	1	0	0	0	0	1	0	0
Sep 13, 2008	MICHIGAN	W 35-17	4	2	10	1	1	0	1	0	0	1	1	0	0
Sep 20, 2008	at Michigan State	L 7-23	4	4	20	2	2	0	2	0	0	0	0	0	0
Sep 27, 2008	PURDUE	W 38-21	3	1	7	1	0	1	0	1	1	0	0	0	0
Oct 04, 2008	STANFORD	W 28-21	3	3	21	3	1	2	0	0	0	0	0	0	0
Nov 01, 2008	PITTSBURGH	L 33-36	8	8	36	3	2	1	5	0	0	0	0	0	0
Oct 11, 2008	at North Carolina	L 24-29	4	4	19	2	2	0	2	0	0	0	0	0	0
Oct 25, 2008	at Washington	W 33-7	1	1	7	1	0	1	0	0	0	0	0	0	0
Totals			30	25	133	15	9	6	10	1	1	1	2	0	0
25 of 30 (83.3%)															