

2010 NOTRE DAME BASEBALL



Notre Dame Sports Information ► Michael Bertsch ► mberts1@nd.edu ► 112 Joyce Center ► Notre Dame, IN 46556 ► 574-631-7516 ► 574-631-7941 (fax) ► UND.com

2010 Schedule/Results	May 20-22	Louisville	Notre Dame, Ind.																																																																																																																																		
FEBRUARY 19 at Mississippi Valley State W, 12-4 20 vs. Mississippi Valley State W, 8-3 21 vs. Mississippi Valley State W, 19-3 26 vs. Illinois @ (JRS) L, 1-11 27 vs. Ohio State @ (BHN) L, 2-10 28 vs. Penn State @ (NC) W, 9-8 (10) MARCH 6 vs. Harvard # L, 6-9 vs. Kansas State # L, 2-5 7 at Stetson # W, 4-2 9 at Texas Pan-American L, 7-9 10 at Texas Pan-American L, 4-10 11 vs. Bradley \$ W, 10-6 12 vs. Pacific \$ L, 4-8 13 vs. Gonzaga \$ W, 6-3 14 vs. Pacific \$ L, 2-3 20 Michigan State L, 0-13/L, 4-7 21 Michigan State L, 0-3 23 Ball State W, 11-5 24 Illinois-Chicago L, 5-10 26 at USF * L, 0-4 27 at USF * L, 3-6 28 at USF * L, 2-10 APRIL 1 at Georgetown * L, 9-10 2 at Georgetown * W, 12-8 3 at Georgetown * L, 7-11 6 Oakland W, 13-5 7 Western Michigan Pdd. 9 Rutgers * W, 9-8 10 Rutgers * L, 5-25 11 Rutgers * L, 6-8 (11) 13 Chicago State W, 6-4 14 IPFW Ccd. 16 at Seton Hall * W, 6-5 (10) 17 at Seton Hall * W, 2-1 18 at Seton Hall * W, 7-4 20 at Michigan L, 2-3 21 Michigan L, 1-13 23 Cincinnati * W, 5-2 24 Cincinnati * L, 4-5/W, 5-4 27 Toledo W, 9-0 28 vs. Valparaiso % W, 8-1 30 St. John's * W, 14-5 MAY 1 St. John's * L, 1-8 2 St. John's * L, 4-9 8 at West Virginia * L, 6-22/L, 5-6 9 at West Virginia * L, 3-10 11 Bowling Green Ccd. 12 Central Michigan L, 2-12 14 at Villanova * L, 5-12 15 at Villanova * W, 3-2 (11) 16 at Villanova * W, 4-1 20 Louisville * 6:05 p.m. 21 Louisville * 6:05 p.m. 22 Louisville * 1:05 p.m. 26-30 BIG EAST Tournament Clearwater, Fla.	<p>IN THE BATTERS BOX — Notre Dame closes the regular season and BIG EAST action against Louisville in a three-game series that opens at 6:05 p.m. on Thursday at Frank Eck Stadium. The series opener will be televised on ESPN and ESPN3.com. Clay Matvick and Kyle Peterson will provide play-by-play and color commentary. The series resumes at 6:05 p.m. on Friday (Senior Night) and concludes at 1:05 p.m. on Saturday. Live stats, live blogs and recaps of each game will be available on UND.com. The live web stream will be available for the final two contests. Tickets for all Irish home contests this season are available through the Notre Dame Athletics Ticket Office (574-631-7356), on-line at the official Notre Dame athletics web site (www.UND.com/tickets), and at the Frank Eck Stadium ticket windows on game day.</p> <p>THE BIG EAST TOURNAMENT RACE — Notre Dame and Cincinnati are tied for seventh place in the BIG EAST standing heading into this weekend's series finale. The Irish have the tie-breaker over the Bearcats. Thus, if the season ended today, Notre Dame would secure the seventh seed in the upcoming conference tournament. Cincinnati closes the regular season with a home series against Georgetown. Villanova, whom the Irish just took two of three from last weekend, and West Virginia each sit 2.0 games behind Notre Dame and the Bearcats for the eighth and final spot in the tournament. The Wildcats and Mountaineers play one another in Morgantown. Seton Hall stands 3.0 games behind the Irish and must sweep first place UConn for any post season aspirations. Notre Dame can secure a spot in the conference tournament with two victories this weekend, regardless of the outcome in the Villanova and West Virginia series.</p> <p>► Here are Notre Dame's scenarios to qualify for the BIG EAST tournament based upon the following win totals from this weekend:</p> <p>0-3: Notre Dame would finish the regular season with a 10-17 league record. The Irish only reach the conference tournament if Villanova takes at least two of three from West Virginia and/or Cincinnati drops all three to Georgetown.</p> <p>1-2: Notre Dame would finish the regular season with a 11-16 league record. The only scenario in which the Irish fail to reach the conference tournament would be if Cincinnati takes at least two of three from Georgetown and West Virginia sweeps Villanova.</p> <p>2-1: Notre Dame would finish the regular season with a 12-15 league record and secure seventh place unless Cincinnati were to sweep Georgetown. If so, the Irish would then finish eighth.</p> <p>3-0: Notre Dame would finish the regular season with a 13-14 league record and secure seventh place.</p>	<p>The Matchup</p>  <p>Notre Dame vs. Louisville May 20-22 Frank Eck Stadium Notre Dame, Ind.</p>  <p>22-29, 10-14 BIG EAST 42-10, 18-6 BIG EAST</p> <p>Probable Pitchers</p> <p>Game-1, Thursday (6:05 p.m.) RHP Brian Dupra (4-4, 6.20 ERA) vs. RHP Thomas Royle (9-1, 2.61 ERA)</p> <p>Game-2, Friday (6:05 p.m.) LHP Steve Sabatino (3-7, 5.76 ERA) vs. RHP Matt Koch (2-0, 3.71 ERA)</p> <p>Game-3, Saturday (1:05 p.m.) RHP Eric Maust (1-5, 5.86 ERA) vs. RHP Justin Amlung (4-1, 4.91 ERA)</p> <p>Live Game Coverage</p> <p>Audio: WHME 103.1 FM (Chuck Freeby, pbp); UND.com TV: ESPN and ESPN3.com; Thursday (Clay Matvick, pbp; Kyle Peterson, color) Video: UND.com (Friday and Saturday) Live Stats: UND.com</p> <p>Series History</p> <p>All-Time Series: Notre Dame and Louisville are set to meet for just the 16th time in program history in the series opener on Thursday, but six of those contests came during the 2009 season when the two rivals split the season series, 3-3.</p> <p>Weather Report</p> <table border="1"> <thead> <tr> <th>Thursday, May 20</th> <th>Friday, May 21</th> <th>Saturday, May 22</th> </tr> </thead> <tbody> <tr> <td>Mostly Sunny</td> <td>Showers</td> <td>Partly Cloudy</td> </tr> <tr> <td>High 77, Low 57</td> <td>High 73, Low 58</td> <td>High 75, Low 58</td> </tr> </tbody> </table> <p>What's Inside</p> <table border="1"> <tbody> <tr> <td>Probable Starting Lineup.....1</td> <td>Louisville Insider.....2</td> </tr> <tr> <td>Scouting The Cardinals.....2</td> <td>ND-UL Series History.....2</td> </tr> <tr> <td>Irish Insider.....2</td> <td>ND vs. The Conferences.....3</td> </tr> <tr> <td>National Polls.....4-5</td> <td>ND vs. UL Head-to-Head Stats.....3-7</td> </tr> <tr> <td>BIG EAST Standings.....7</td> <td>Media Information.....8</td> </tr> <tr> <td>NCAA Rankings.....9</td> <td>Team/Individual Notes.....7-10</td> </tr> <tr> <td>Who's Hot/Not.....10-11</td> <td>Roster Information.....12</td> </tr> <tr> <td>Weekend Rotation.....13-15</td> <td>Bullpen Notes/Stats.....16-20</td> </tr> <tr> <td>Position Players Notes/Stats.....21-41</td> <td>Last Time.....42</td> </tr> <tr> <td>Results.....43</td> <td>Schrage Record Book.....44-49</td> </tr> <tr> <td>Career Record Book.....50-51</td> <td>Win-Loss Summary.....52</td> </tr> <tr> <td>Miscellaneous Hitting Breakdown.....53</td> <td>Overall/BIG EAST Batting Stats.....54</td> </tr> <tr> <td>Overall/BIG EAST Pitching Stats.....55</td> <td>Starting Lineups.....56-57</td> </tr> <tr> <td>Game-by-Game Stats.....58-59</td> <td>Superlatives.....60-61</td> </tr> <tr> <td>Home Runs.....62-63</td> <td>Off The Bench/Bullpen.....64-66</td> </tr> <tr> <td>Inherited Runners Scored Breakdown.....67</td> <td>Players Career Game-by-Game.....68-75</td> </tr> </tbody> </table>	Thursday, May 20	Friday, May 21	Saturday, May 22	Mostly Sunny	Showers	Partly Cloudy	High 77, Low 57	High 73, Low 58	High 75, Low 58	Probable Starting Lineup.....1	Louisville Insider.....2	Scouting The Cardinals.....2	ND-UL Series History.....2	Irish Insider.....2	ND vs. The Conferences.....3	National Polls.....4-5	ND vs. UL Head-to-Head Stats.....3-7	BIG EAST Standings.....7	Media Information.....8	NCAA Rankings.....9	Team/Individual Notes.....7-10	Who's Hot/Not.....10-11	Roster Information.....12	Weekend Rotation.....13-15	Bullpen Notes/Stats.....16-20	Position Players Notes/Stats.....21-41	Last Time.....42	Results.....43	Schrage Record Book.....44-49	Career Record Book.....50-51	Win-Loss Summary.....52	Miscellaneous Hitting Breakdown.....53	Overall/BIG EAST Batting Stats.....54	Overall/BIG EAST Pitching Stats.....55	Starting Lineups.....56-57	Game-by-Game Stats.....58-59	Superlatives.....60-61	Home Runs.....62-63	Off The Bench/Bullpen.....64-66	Inherited Runners Scored Breakdown.....67	Players Career Game-by-Game.....68-75																																																																																										
Thursday, May 20	Friday, May 21	Saturday, May 22																																																																																																																																			
Mostly Sunny	Showers	Partly Cloudy																																																																																																																																			
High 77, Low 57	High 73, Low 58	High 75, Low 58																																																																																																																																			
Probable Starting Lineup.....1	Louisville Insider.....2																																																																																																																																				
Scouting The Cardinals.....2	ND-UL Series History.....2																																																																																																																																				
Irish Insider.....2	ND vs. The Conferences.....3																																																																																																																																				
National Polls.....4-5	ND vs. UL Head-to-Head Stats.....3-7																																																																																																																																				
BIG EAST Standings.....7	Media Information.....8																																																																																																																																				
NCAA Rankings.....9	Team/Individual Notes.....7-10																																																																																																																																				
Who's Hot/Not.....10-11	Roster Information.....12																																																																																																																																				
Weekend Rotation.....13-15	Bullpen Notes/Stats.....16-20																																																																																																																																				
Position Players Notes/Stats.....21-41	Last Time.....42																																																																																																																																				
Results.....43	Schrage Record Book.....44-49																																																																																																																																				
Career Record Book.....50-51	Win-Loss Summary.....52																																																																																																																																				
Miscellaneous Hitting Breakdown.....53	Overall/BIG EAST Batting Stats.....54																																																																																																																																				
Overall/BIG EAST Pitching Stats.....55	Starting Lineups.....56-57																																																																																																																																				
Game-by-Game Stats.....58-59	Superlatives.....60-61																																																																																																																																				
Home Runs.....62-63	Off The Bench/Bullpen.....64-66																																																																																																																																				
Inherited Runners Scored Breakdown.....67	Players Career Game-by-Game.....68-75																																																																																																																																				
	<p>Notre Dame's Projected Lineup</p> <p>Starters By Position</p> <table border="1"> <thead> <tr> <th>Pos.</th> <th>#</th> <th>Name</th> <th>Ht.</th> <th>Wt.</th> <th>Cl.</th> <th>B/T</th> <th>Avg.</th> <th>2B</th> <th>HR</th> <th>RBI</th> <th>Notes</th> </tr> </thead> <tbody> <tr> <td>C</td> <td>4</td> <td>Joe Hudson</td> <td>6-0</td> <td>190</td> <td>Fr.</td> <td>R/R</td> <td>.273</td> <td>1</td> <td>1</td> <td>5</td> <td>5th best catching and 30th best overall prospect from FL</td> </tr> <tr> <td>or</td> <td>28</td> <td>Cameron McConnell</td> <td>6-1</td> <td>205</td> <td>Jr.</td> <td>R/R</td> <td>.219</td> <td>4</td> <td>3</td> <td>17</td> <td>Threw out 26 base stealers in '09; led BIG EAST</td> </tr> <tr> <td>1B</td> <td>38</td> <td>Casey Martin</td> <td>6-4</td> <td>250</td> <td>Sr.</td> <td>R/R</td> <td>.339</td> <td>10</td> <td>5</td> <td>33</td> <td>BIG EAST Player of the Week (Feb. 22)</td> </tr> <tr> <td>2B</td> <td>35</td> <td>Frank DeSico</td> <td>5-10</td> <td>185</td> <td>Fr.</td> <td>R/R</td> <td>.341</td> <td>6</td> <td>1</td> <td>25</td> <td>Tied career-high with four hits vs. St. John's (Apr. 30)</td> </tr> <tr> <td>SS</td> <td>26</td> <td>Mick Doyle</td> <td>6-1</td> <td>200</td> <td>Jr.</td> <td>R/R</td> <td>.228</td> <td>12</td> <td>5</td> <td>22</td> <td>Co-captain; missed five games with facial fracture</td> </tr> <tr> <td>3B</td> <td>1</td> <td>Adam Norton</td> <td>6-1</td> <td>175</td> <td>Fr.</td> <td>R/R</td> <td>.261</td> <td>9</td> <td>1</td> <td>15</td> <td>Indiana State High School Player of the Year</td> </tr> <tr> <td>LF</td> <td>10</td> <td>Ryan Connolly</td> <td>5-11</td> <td>190</td> <td>Sr.</td> <td>R/R</td> <td>.349</td> <td>15</td> <td>11</td> <td>37</td> <td>2-time captain; Reached safety in 59 of last 60 games</td> </tr> <tr> <td>CF</td> <td>12</td> <td>Brayden Ashdown</td> <td>6-1</td> <td>180</td> <td>Sr.</td> <td>R/R</td> <td>.263</td> <td>4</td> <td>4</td> <td>17</td> <td>Belted two HR in 14-5 win over St. John's (Apr. 30)</td> </tr> <tr> <td>RF</td> <td>17</td> <td>Billy Boockford</td> <td>6-1</td> <td>195</td> <td>Sr.</td> <td>R/R</td> <td>.250</td> <td>2</td> <td>1</td> <td>10</td> <td>Returned to OF after most of season on mound (Apr. 11)</td> </tr> <tr> <td>DH</td> <td>5</td> <td>David Mills</td> <td>5-9</td> <td>175</td> <td>Sr.</td> <td>L/L</td> <td>.298</td> <td>9</td> <td>2</td> <td>31</td> <td>2008 first team all-BIG EAST</td> </tr> </tbody> </table>	Pos.	#	Name	Ht.	Wt.	Cl.	B/T	Avg.	2B	HR	RBI	Notes	C	4	Joe Hudson	6-0	190	Fr.	R/R	.273	1	1	5	5th best catching and 30th best overall prospect from FL	or	28	Cameron McConnell	6-1	205	Jr.	R/R	.219	4	3	17	Threw out 26 base stealers in '09; led BIG EAST	1B	38	Casey Martin	6-4	250	Sr.	R/R	.339	10	5	33	BIG EAST Player of the Week (Feb. 22)	2B	35	Frank DeSico	5-10	185	Fr.	R/R	.341	6	1	25	Tied career-high with four hits vs. St. John's (Apr. 30)	SS	26	Mick Doyle	6-1	200	Jr.	R/R	.228	12	5	22	Co-captain; missed five games with facial fracture	3B	1	Adam Norton	6-1	175	Fr.	R/R	.261	9	1	15	Indiana State High School Player of the Year	LF	10	Ryan Connolly	5-11	190	Sr.	R/R	.349	15	11	37	2-time captain; Reached safety in 59 of last 60 games	CF	12	Brayden Ashdown	6-1	180	Sr.	R/R	.263	4	4	17	Belted two HR in 14-5 win over St. John's (Apr. 30)	RF	17	Billy Boockford	6-1	195	Sr.	R/R	.250	2	1	10	Returned to OF after most of season on mound (Apr. 11)	DH	5	David Mills	5-9	175	Sr.	L/L	.298	9	2	31	2008 first team all-BIG EAST
Pos.	#	Name	Ht.	Wt.	Cl.	B/T	Avg.	2B	HR	RBI	Notes																																																																																																																										
C	4	Joe Hudson	6-0	190	Fr.	R/R	.273	1	1	5	5th best catching and 30th best overall prospect from FL																																																																																																																										
or	28	Cameron McConnell	6-1	205	Jr.	R/R	.219	4	3	17	Threw out 26 base stealers in '09; led BIG EAST																																																																																																																										
1B	38	Casey Martin	6-4	250	Sr.	R/R	.339	10	5	33	BIG EAST Player of the Week (Feb. 22)																																																																																																																										
2B	35	Frank DeSico	5-10	185	Fr.	R/R	.341	6	1	25	Tied career-high with four hits vs. St. John's (Apr. 30)																																																																																																																										
SS	26	Mick Doyle	6-1	200	Jr.	R/R	.228	12	5	22	Co-captain; missed five games with facial fracture																																																																																																																										
3B	1	Adam Norton	6-1	175	Fr.	R/R	.261	9	1	15	Indiana State High School Player of the Year																																																																																																																										
LF	10	Ryan Connolly	5-11	190	Sr.	R/R	.349	15	11	37	2-time captain; Reached safety in 59 of last 60 games																																																																																																																										
CF	12	Brayden Ashdown	6-1	180	Sr.	R/R	.263	4	4	17	Belted two HR in 14-5 win over St. John's (Apr. 30)																																																																																																																										
RF	17	Billy Boockford	6-1	195	Sr.	R/R	.250	2	1	10	Returned to OF after most of season on mound (Apr. 11)																																																																																																																										
DH	5	David Mills	5-9	175	Sr.	L/L	.298	9	2	31	2008 first team all-BIG EAST																																																																																																																										

Irish
Insider

NOTRE DAME

Record:	22-29 (10-14 BIG EAST)
Rankings:	Baseball America (nr) Collegiate Baseball (nr) ESPN/Sports Weekly (nr) NCBWA (nr)
Head Coach:	Dave Schrage
Career Record:	595-654-1 (23rd year)
Notre Dame Record:	119-101-1 (4th year)

LOUISVILLE

Record:	43-10 (18-6 BIG EAST)
Rankings:	Baseball America (11) Collegiate Baseball (13) ESPN/Sports Weekly (11) NCBWA (11)
Head Coach:	Dan McDonnell
Career Record:	175-72 (4th year)
Louisville Record:	Same

THE ENEMY CAMP

A look at how Notre Dame's opponents are doing in 2010:

Opponent	W-L	RPI	CB	ESPN
Mississippi Valley State	16-19	271	--	--
Illinois	24-24	145	--	--
Ohio State	27-19	88	--	--
Penn State	21-28	168	--	--
Harvard	17-26	233	--	--
Kansas State	33-16	38	30	24
Stetson	26-27	149	--	--
Texas Pan-American	14-30	275	--	--
Bradley	15-29	249	--	--
Pacific	30-18	83	--	--
Gonzaga	17-32	196	--	--
Michigan State	33-17	78	--	--
Ball State	25-25	103	--	--
Illinois-Chicago	18-26	212	--	--
USF	23-29	100	--	--
Georgetown	22-28	166	--	--
Oakland	14-32	265	--	--
Rutgers	25-23	69	--	--
Chicago State	3-42	299	--	--
Seton Hall	18-28-1	178	--	--
Michigan	32-19	66	--	--
Cincinnati	26-27	127	--	--
Toledo	30-19	122	--	--
Valparaiso	18-28	267	--	--
St. John's	35-16	72	--	--
West Virginia	25-27	97	--	--
Central Michigan	27-20	130	--	--
Villanova	27-21	119	--	--
Louisville	43-10	6	13	11

LOUISVILLE INSIDER — The Cardinals enter the series as one of the hottest teams in the country. Louisville has won 19 of its last 23 games and stands 43-10 overall and 18-6 in the BIG EAST. The Cardinals sit just 0.5 games behind league leader Connecticut. Louisville has won 13 of its last 16 conference games. Louisville's only setbacks over the stretch include a pair of one-run defeats, 2-1 in 10 innings and Georgetown and 11-10 at No. 17 Vanderbilt in 17 innings, as well as a two-run (8-6 at Seton Hall) and three-run loss (8-5 vs. St. John's). The Cardinals have been nearly unbeatable at home this season, posting an impressive 27-4 mark, but they are equally good away from the friendly confines. Louisville has a 16-6 record in true road and neutral contests. The Cardinals exploded out of the gate this season with a 13-0 record and improved to 24-3 before a three-game slide that included a pair of losses at Pittsburgh. Notre Dame and Louisville have each played Michigan (Irish dropped a pair, while Cardinals blanked, 2-0), Michigan State (Notre Dame was swept, while Louisville upended 17-6), Ball State (Irish defeated 12-5, while Cardinals took two of three), Villanova (Notre Dame took two of three in Plymouth Meeting, while Louisville swept at home), West Virginia (Irish was swept in Morgantown, while the Cardinals swept the Mountaineers in Morgantown), Seton Hall (Notre Dame swept the Pirates in South Orange, while Louisville took two of three from the Pirates at home), Georgetown (Irish dropped two of three in Bethesda, while the Cardinals took two of three in Bethesda) and St. John's (Notre Dame dropped two of three at home, while Louisville took two of three at home).

SCOUTING THE CARDINALS — Louisville enters the series with a 43-10 overall record and 18-6 mark in the conference. The Cardinals were victorious in their only midweek contest against Eastern Kentucky on Tuesday night, 14-3, and took two of three against St. John's last weekend at home. Louisville has only dropped one three-game series all season and that includes taking two of three at No. 17 Ole Miss. Pittsburgh is the only club to take a series from the Cardinals. The Panthers took two of three from Louisville back in early April.

► Louisville has compiled a .319 batting average this season and is led by arguably the conference's most potent and powerful lineup. The Cardinals either rank first or second in the BIG EAST in slugging percentage, runs scored, doubles, home runs and walks. Louisville's 75 home runs not only lead the league, but rank tied for 20th in the NCAA. Five Cardinals have hit 10 or more round trippers. Andrew Clark leads the team with a .396 batting average. He has 45 runs scored, 12 doubles, one triple, 12 home runs and 54 RBI. Ryan Wright is batting .362 with 50 runs scored, 13 doubles, two triples, 13 home runs and a team-best 65 RBI. He has also swiped seven bases in eight attempts. Phil Wunderlich leads the club in total bases (154), hits (77) and home runs (19). He has driven in 55 and struck out only 11 times in 214 official at bats. Adam Duvall leads Louisville in runs scored with 60 and doubles with 25. He is also hitting .344 with 10 home runs and 39 RBI. Stewart Ijames is batting .343 with 15 doubles, 12 home runs and 56 RBI. Jeff Arnold leads the team in stolen bases with 14 and is batting .311 with 17 doubles, two triples, two home runs and 27 RBI. Louisville also recently returned starting centerfielder Josh Richmond. He is hitting .311 with a home run and five RBI. As a team, the Cardinals have stolen 69 bases in 92 attempts.

► The Louisville pitching staff has combined for a 3.74 ERA this season, yielding 2.64 walks per nine innings and a .259 opponents' batting average. Junior Thomas Roysse serves as the Cardinals' Friday night starter, as he has a 2.61 ERA and 9-1 record. Roysse has allowed 81 hits in 86.1 innings of work and foes are batting .255 against him, but he has issued just 24 walks and struck out 82. Matt Koch (2-0, 3.71 ERA) and Justin Amlung (4-1, 4.91 ERA) have started three and seven contests, respectively, while Dean Kiekhefer (3-3, 4.20 ERA) has started 10 games and Derek Self (7-0, 4.77) has made seven starts. Neil Holland heads up the bullpen with a 7-0 record, a 2.17 ERA, 13 saves and a 3.54 strikeout-to-walk ratio (46 SO, 13 BB). He has also allowed just 24 hits in 45.2 innings of work. Bob Revesz (1-0, 1.00 ERA in 18 appearances), Gabriel Shaw (4-2, 3.14 ERA in 23 appearances) and Tony Zych (2-2, 5.76 ERA in 17 appearances) complete the Cardinals bullpen.

► Louisville has committed 61 errors for a .971 fielding clip.

NOTRE DAME-LOUISVILLE SERIES NOTES — Notre Dame and Louisville are set to meet for just the 16th time in program history in the series opener on Thursday, but six of those contests came during the 2009 season when the two rivals split the season series, 3-3. The Cardinals lead the all-time series, 8-7.

► Notre Dame was victorious in the first three meetings in the series, including a 13-4 rout of the host Cardinals in the first meeting between the foes on April 18, 1922.

► Notre Dame knocked off Louisville, 3-2, on March 6, 1992 in the Big Four Classic in Louisville.

► The Irish took the series opener from the Cardinals in May of 2006 behind Jeff Manship and senior Jeremy Barnes. Manship, who was recently called back up to the Minnesota Twins, went 7.0 innings and allowed three earned runs on eight hits with nine strikeouts. He did not walk a batter. Barnes went 2-for-4 with a run scored and three RBI.

► Louisville took the final two games of the series, 5-4 and 9-6, but Notre Dame returned the favor in the 2006 BIG EAST title game. Wade Korpi, eventual BIG EAST Tournament MVP, tossed 5.0 scoreless innings and Ross Brezovsky drove in three to give the Irish a 7-0 triumph.

► The Cardinals swept three games from Notre Dame in 2007. Louisville rallied with three runs in the seventh and eighth inning to upend the Irish, 3-1, in the first game of a doubleheader. David Phelps took the loss despite 11 strikeouts in 7.2 innings of work. Louisville then slipped past Notre Dame in the nightcap, 4-3, before closing the series with a 7-3 win.

QUITE A TOE-TO-TOE BATTLE BETWEEN THE CARDINALS AND IRISH IN 2009 — Notre Dame and eventual NCAA Super Regional participant Louisville played six times in 2009 and the series was split, 3-3. In fact, four of the contests were decided by just a single run and each team had a pair of one-run victories.

► **Louisville 8, Notre Dame 7 (April 24, at Louisville):** Notre Dame rallied from a six-run deficit to grab a 7-6 lead on David Casey's pinch hit solo home run in the top of the ninth inning only to have Louisville's Alec Lowry lace a game-winning, pinch-hit two-run double to give the Cardinals an 8-7 victory in the series opener.

Steven Mazur, who entered in the eighth inning and got a double play liner to escape a jam, surrendered a leadoff single to Andrew Clark on a 3-2 pitch. Mazur then got Cardinals' All-American Chris Dominguez to pop out, but Phil Wunderlich followed with his third double of the night - hammering a 0-2 pitch just over the outstretched glove of sprinting Irish centerfielder A.J. Pollock and off the centerfield wall. After Mazur intentionally walked Ryan Wright to set up a potential game ending double play, Lowry pinch hit for Jeff Arnold and lined the first pitch from Mazur over the right field wall on one bounce for a ground rule double to give the Cardinals the victory.

► **Notre Dame 13, Louisville 12 (April 26, at Louisville):** Golden Tate capped off a truly golden rally with his first career home run to help Notre Dame rally from a five-run, seventh inning deficit en route to a 13-12 victory over Louisville in the BIG EAST series rubber game at Louisville. Tate could not have picked a better time to hit his first career home run. The left fielder, who by his admission has hit only two runs in batting practice all year, lined a 2-2 fast ball from Louisville closer Tony Zych over the left field wall to give the Irish a 13-12 lead.

Will Hudgins allowed a leadoff walk in the bottom of the ninth inning, but sent down the next three Cardinals to record his second career save and second in as many days.

Trailing 12-8 in the seventh, Zych fell behind 2-0 and Casey made the Cardinals pay with a towering grand slam that tied the game, 12-12.

► **Notre Dame 6, Louisville 5 (May 23, at BIG EAST Tournament):** Will Hudgins induced a game-ending double play with the bases loaded to give the Irish a thrilling, 6-5, victory over Louisville to setup an elimination game with the Cardinals in the 2009 BIG EAST Tournament. Hudgins picked up his third save of the season, all of which came against the Cardinals. The sidewinder came in the game with the bases loaded and no outs with the Irish holding a 6-3 lead. Ryan Wright followed with a single to cut the Notre Dame lead to 6-4. Hudgins then got Nate Holland to ground into a fielder's choice as Jeremy Barnes made a nice running play on the grounder and retired a runner at third base. Chris Dominguez did score to make it 6-5 and Alec Lowry followed with a single, but Louisville did not send the runner home and it set the stage. John Dao hit a grounder right to Barnes at shortstop, who flipped to defensive replacement Ryne Intlekofer, who in turn tossed to another defensive replacement Casey Martin at first base. Intlekofer's throw was off target, but the 6-for-4 first baseman lunged, caught the throw and somehow managed to keep his foot on the bag to end the game.

► **Louisville 7, Notre Dame 6 (May 23, at BIG EAST Tournament):** Notre Dame nearly pulled off its third consecutive remarkable come-from-behind victory, but Louisville All-American starting pitcher Justin Marks came out of the bullpen and tossed 4.0 innings of relief and struck out Ryne Intlekofer with the tying and winning run in scoring position to help the Cardinals hold on for a thrilling 7-6 victory in the 2009 BIG EAST Tournament. Notre Dame rallied from a 5-0 deficit to draw within a single run on two different occasions.

The Irish would not go quietly in the bottom of the ninth inning. Cameron McConnell led off the inning with a single and Casey Martin drew a walk to bring the winning run to the plate in All-American A.J. Pollock. Pollock absolutely belted a 1-1 fast ball from Marks to right field, but unfortunately for the Irish it sailed directly into the teeth of a 25-30 mph wind. The drive still managed to carry all the way to the base of the wall, but fell short some 20-25 feet from ending the game.

McConnell did tag from second base to put runners on the corners with one out for Golden Tate. The leftfielder, who won the previous day's game with an RBI single against St. John's, came through again with an RBI base knock to being the Irish within a run, 7-6. Jeremy Barnes fell behind in the count 0-2, fouled off three straight pitches and worked the count to 2-2, but grounded out to the pitcher. Both pinch runner Billy Boockford and Tate moved into scoring position.

With the tying and winning run in scoring position, Marks got Intlekofer to strikeout looking to end the game

TALE OF THE TAPE (2010 STATS)

	Notre Dame	Louisville
Batting Average	.278	.319
Runs Per Game	5.57	7.58
Home Runs	37	76
Slugging Percentage	.398	.519
Batters' BB+HBP-SO Margin	-104	+14
On-Base Percentage	.352	.403
Stolen Bases	29-39	69-92
Team ERA	5.84	3.74
Opponent Batting Average	.297	.259
Pitchers' SO-BB Ratio	1.73	2.83
Pitchers' SO Per 9 Innings	6.50	7.47
Pitchers' BB Per 9 Innings	3.75	2.64
Fielding Pct. (Errors)	.965 (71)	.971 (61)
Double Plays Turned	41	45
Record at Home	8-11	27-4
Record on Road (including neutral)	14-18	16-6
Record in One-Run Games	6-5	8-2
Record in Extra Innings	3-1	4-2

NOTRE DAME CAREER STATS VS. LOUISVILLE

	Avg	GP	GS	AB	R	H	2B	3B	HR	RBI	TB	SLG%	BB	HBP	SO	GDP	OB%	SF	SH	SB
Brayden Ashdown	.152	8	8	33	2	5	0	1	0	1	7	.212	1	1	7	1	.200	0	0	0-1
Billy Boockford	.000	1	0	0	0	0	0	0	0	0	0	.000	0	0	0	0	.000	0	0	0-0
David Casey	.375	4	1	8	3	3	1	0	2	7	10	1.250	0	1	3	1	.400	1	0	0-0
Ryan Connolly	.214	4	4	14	1	3	1	0	0	1	4	.286	1	0	5	0	.267	0	0	0-0
Mick Doyle	.458	6	6	24	4	11	3	0	2	10	20	.833	0	1	4	0	.480	0	0	0-0
Ryne Intlekofer	.000	3	0	1	1	0	0	0	0	0	0	.000	1	0	1	0	.500	0	0	0-0
Casey Martin	.143	6	3	7	1	1	0	0	0	0	1	.143	4	1	3	0	.500	0	0	0-0
Cameron McConnell	.240	6	6	25	4	6	1	0	0	1	7	.280	1	0	5	0	.269	0	0	0-0
David Mills	.250	2	1	4	1	1	0	1	0	1	3	.750	0	0	3	0	.250	0	0	0-0
Matt Scioscia	.500	3	3	6	2	3	1	0	0	0	4	.667	0	1	0	0	.571	0	0	0-0
Greg Sherry	.316	6	6	19	4	6	0	0	0	1	6	.316	3	0	2	0	.409	0	1	0-1
Totals	.277	49	38	141	23	39	7	2	4	22	62	.440	11	5	33	2	.348	1	1	0-2

Notre Dame vs. The Conferences

Atlantic Sun	1-0 (1.000)
Stetson	1-0 (1.000)
BIG EAST	10-14 (.417)
Cincinnati	2-1 (.667)
Georgetown	1-2 (.333)
Louisville	0-0 (.000)
Rutgers	1-2 (.333)
Seton Hall	3-0 (1.000)
St. John's	1-2 (.333)
USF	0-3 (.000)
Villanova	0-0 (.000)
West Virginia	0-3 (.000)
Big Ten	1-7 (.125)
Illinois	0-1 (.000)
Michigan	0-2 (.000)
Michigan State	0-3 (.000)
Ohio State	0-1 (.000)
Penn State	1-0 (1.000)
Big 12	0-1 (.000)
Kansas State	0-1 (.000)
Big West	0-2 (.000)
Pacific	0-2 (.000)
Great West	1-2 (.333)
Chicago State	1-0 (1.000)
Texas-Pan American	0-2 (.000)
Horizon League	1-1 (.500)
Illinois-Chicago	0-1 (.000)
Valparaiso	1-0 (1.000)
Ivy League	0-1 (.000)
Harvard	0-1 (.000)
Mid-American	2-1 (.667)
Ball State	1-0 (1.000)
Bowling Green	0-0 (.000)
Central Michigan	0-1 (.000)
Toledo	1-0 (1.000)
Western Michigan	0-0 (.000)
Missouri Valley	1-0 (1.000)
Bradley	1-0 (1.000)
Southwestern Athletic	3-0 (1.000)
Mississippi Valley State	3-0 (1.000)
Summit League	1-0 (1.000)
IPFW	0-0 (.000)
Oakland	1-0 (1.000)
West Coast	1-0 (1.000)
Gonzaga	1-0 (1.000)

National Polls

ESPN/USA Today

Team	Record	Pts	Pvs
1 Texas (24)	43-8	761	1
2 Virginia (2)	43-9	735	3
3 Arizona State (5)	42-6	717	2
4 Coastal Carolina	45-6	661	4
5 Florida	37-12	637	5
6 Georgia Tech	41-10	575	6
7 South Carolina	41-11	546	12
8 Florida State	39-13	531	8
9 TCU	40-11	523	7
10 UCLA	37-11	498	11
11 Louisville	42-10	469	9
12 Cal State Fullerton	34-14	406	14
13 Miami (Fla.)	37-13	397	12
14 Arkansas	38-14	387	10
15 Vanderbilt	39-13	349	17
16 Oklahoma	37-14	302	15
17 Mississippi	36-17	241	16
18 Auburn	35-17	196	21
19 Connecticut	41-11	194	19
20 Virginia Tech	36-16	188	18
21 Rice	32-19	118	23
22 Clemson	33-19	95	22
23 Oregon	34-18	90	NR
24 Kansas State	34-16	90	24
25 San Diego	31-17	85	25

Receiving votes: UC Irvine (32-17) 70; Pittsburgh (36-14) 33; LSU (34-18) 30; Arizona (31-17) 26; College of Charleston (39-14) 24; Stanford (27-20) 20; California (27-18) 19; Fresno State (32-22) 10; North Carolina (32-20) 10; Washington State (28-18) 9; Alabama (31-21) 8; Florida Atlantic (31-19) 5; Florida Gulf Coast (34-17) 5; Southeastern Louisiana (39-14) 5; New Mexico (34-17) 2; Texas A&M (33-18) 2; Wichita State (34-18) 2; Charlotte (35-13) 1; Kentucky (29-23) 1; Louisiana-Lafayette (34-17) 1; New Mexico State (36-19) 1.

COLLEGIATE BASEBALL

Team	Record	Pts.	Pvs
1 Texas	43-8	494	1
2 Virginia	43-9	493	3
3 Arizona State	42-6	490	2
4 Coastal Carolina	45-6	489	4
5 Florida	37-12	486	6
6 South Carolina	41-11	485	7
7 Cal State Fullerton	34-14	482	9
8 Georgia Tech	41-10	480	8
9 Miami	37-13	479	5
10 UCLA	37-11	476	13
11 Florida State	39-13	475	10
12 Texas Christian	40-11	473	12
13 Louisville	42-10	470	11
14 Oklahoma	37-14	465	16
15 San Diego	31-17	460	17
16 Auburn	35-17	458	18
17 Mississippi	36-17	456	15
18 Arkansas	38-14	452	14
19 Connecticut	41-11	451	20
20 Vanderbilt	39-13	448	24
21 Virginia Tech	36-16	446	21
22 Rice	32-19	444	23
23 UC Irvine	32-17	441	30
24 Washington State	28-18	440	—
25 California	27-18	438	19
26 Arizona	31-17	436	—
27 Fresno State	32-22	432	25
28 Clemson	33-19	430	26
29 Southern Mississippi	30-19	427	27
30 Kansas State	34-16	425	28

NOTRE DAME CAREER STATS VS. LOUISVILLE

Player	ERA	W	L	G	GS	CG	SHO	CBO	SV	IP	H	R	ER	BB	SO	2B	3B	HR	B/Avg	WP	HBP	BK
Brian Dupra	6.14	1	0	1	1	0	0	0	0	7.1	12	5	5	1	2	3	0	3	.375	0	1	0
Will Hudgins	0.00	0	0	4	0	0	0	0	3	4.2	4	0	0	3	2	0	0	0	.267	0	0	0
Cole Johnson	9.72	0	1	2	2	0	0	0	0	8.1	14	10	9	3	3	3	0	2	.368	0	1	0
Eric Maust	7.94	1	0	3	2	0	0	0	0	11.1	14	11	10	2	4	2	0	4	.292	1	2	1
Steven Mazur	18.00	0	1	1	0	0	0	0	0	1.0	3	2	2	1	0	2	0	0	.600	0	0	0
Todd Miller	27.00	0	0	1	0	0	0	0	0	0.2	4	2	2	0	0	2	0	0	.800	0	0	0
David Mills	9.00	0	0	3	0	0	0	0	0	7.0	10	7	7	0	2	2	1	2	.370	0	0	1
Ryan Richter	10.80	1	1	2	1	0	0	0	0	3.1	4	7	4	5	1	1	0	2	.286	0	0	0
Steve Sabatino	3.00	0	0	1	0	0	0	0	0	3.0	4	2	1	2	3	0	0	1	.286	1	1	0
Joe Spano	0.00	0	0	3	0	0	0	0	0	1.0	2	0	0	0	0	0	0	0	.500	0	0	0
Totals	7.55	3	3	21	6	0	0	0	3	47.2	71	46	40	17	17	15	1	14	.348	2	5	2

LOUISVILLE CAREER STATS VS. NOTRE DAME

Player	Avg	GP	GS	AB	R	H	2B	3B	HR	RBI	TB	SLG%	BB	HBP	SO	GDP	OB%	SF	SH	SB
Chad Arnold	.167	6	5	18	2	3	0	0	1	2	6	.333	2	1	3	1	.286	0	1	1-1
Andrew Clark	.429	6	6	28	7	12	1	1	2	8	21	.750	2	0	2	1	.467	0	0	0-0
Adam Duval	.296	6	6	27	6	8	2	0	3	9	19	.704	1	2	3	0	.367	0	0	2-3
Drew Haynes	.300	5	2	10	2	3	0	0	0	1	3	.300	1	0	1	1	.364	0	1	1-1
Nate Holland	.000	5	0	2	1	0	0	0	0	1	0	.000	0	1	0	0	.333	0	0	0-0
Josh Richmond	.250	6	6	20	7	5	2	0	1	10	50	.500	5	2	2	0	.444	0	0	1-1
Ryan Wright	.273	6	6	22	4	6	1	0	0	1	7	.318	5	1	1	0	.429	0	0	2-3
Phil Wunderlich	.444	6	6	27	6	12	4	0	4	10	28	1.037	0	0	3	0	.444	0	0	0-0
Totals	.318	46	37	154	35	49	10	1	11	33	94	.610	16	7	15	3	.407	0	2	7-9

Player	ERA	W	L	G	GS	CG	SHO	CBO	SV	IP	H	R	ER	BB	SO	2B	3B	HR	B/Avg	WP	HBP	BK
Neil Holland	13.50	0	0	2	0	0	0	0	0	2.0	3	3	3	0	2	0	1	2	.333	0	1	0
Dean Kiekhefer	4.22	0	1	2	1	0	0	0	0	10.2	12	5	5	2	10	3	1	1	.279	0	1	1
Tyler Mathis	3.68	1	0	2	0	0	0	0	0	7.1	4	3	3	5	11	0	0	0	.143	1	2	0
Bob Revesz	5.40	0	0	2	2	0	0	0	0	6.2	14	6	4	1	2	5	0	0	.438	1	0	0
Thomas Roysce	18.00	0	0	1	1	0	0	0	0	2.0	4	4	4	1	2	1	1	1	.444	0	0	0
Derek Self	22.50	0	0	3	0	0	0	0	0	2.0	4	5	5	2	1	0	0	1	.444	0	0	0
Gabriel Shaw	7.11	1	1	3	0	0	0	0	0	6.1	8	5	5	1	5	1	2	1	.320	0	1	0
Joe Stilphen	0.00	0	0	1	0	0	0	0	0	0.1	0	0	0	0	0	0	0	0	.000	0	0	0
Tony Zych	10.12	0	1	1	0	0	0	0	0	2.2	2	3	3	1	1	0	0	2	.200	0	0	0
Totals	7.20	2	3	17	4	0	0	0	0	40.0	51	34	32	13	34	10	5	8	.307	2	5	1

NOTRE DAME CAREER STATS VS. DEAN KIEKHEFER

Player	AVG	AB	H	RBI	2B	3B	HR	BB	HBP	SO	GDP	SF	SH	SB
Ryan Connolly	.667	3	2	0	1	0	0	0	0	1	0	0	0	0-0
Matt Scioscia	.500	2	1	0	0	0	0	0	1	0	0	0	0	0-0
Mick Doyle	.400	5	2	3	0	0	1	0	0	1	0	0	0	0-0
Brayden Ashdown	.000	5	0	0	0	0	0	0	0	0	0	0	0	0-0
Cameron McConnell	.000	5	0	0	0	0	0	0	0	0	0	0	0	0-0
Greg Sherry	.000	4	0	0	0	0	0	1	0	1	0	0	0	0-0
David Casey	.000	2	0	0	0	0	0	0	0	1	1	0	0	0-0
Totals	.192	26	5	3	1	0	1	1	1	4	1	0	0	0-0

NOTRE DAME CAREER STATS VS. TYLER MATHIS

Player	AVG	AB	H	RBI	2B	3B	HR	BB	HBP	SO	GDP	SF	SH	SB
Greg Sherry	.750	4	3	0	0	0	0	0	0	0	0	0	0	0-0
Brayden Ashdown	.200	5	1	0	0	0	0	0	0	2	0	0	0	0-0
Cameron McConnell	.000	4	0	0	0	0	0	1	0	2	0	0	0	0-0
Mick Doyle	.000	2	0	0	0	0	0	0	1	1	0	0	0	0-0
David Casey	.000	2	0	0	0	0	0	0	0	1	0	0	0	0-0
Ryan Connolly	.000	1	0	0	0	0	0	1	0	0	0	0	0	0-0
Totals	.222	18	4	0	0	0	0	2	1	6	0	0	0	0-0

NOTRE DAME CAREER STATS VS. NEIL HOLLAND

Player	AVG	AB	H	RBI	2B	3B	HR	BB	HBP	SO	GDP	SF	SH	SB
Mick Doyle	1.000	1	1	1	0	0	1	0	0	0	0	0	0	0-0
Brayden Ashdown	1.000	1	1	1	0	1	0	0	0	0	0	0	0	0-0
David Casey	.000	1	0	0	0	0	0	0	0	1	0	0	0	0-0
Greg Sherry	.000	1	0	0	0	0	0	0	0	0	0	0	0	0-0
Casey Martin	.000	0	0	0	0	0	0	0	1	0	0	0	0	0-0
Totals	.500	4	2	2	0	1	1	0	1	1	0	0	0	0-0



NOTRE DAME CAREER STATS VS. BOB REVESZ

Player	AVG	AB	H	RBI	2B	3B	HR	BB	HBP	SO	GDP	SF	SH	SB
Mick Doyle	1.000	4	4	2	1	0	0	0	0	0	0	0	0	0-0
Greg Sherry	1.000	2	2	0	0	0	0	0	0	0	0	0	0	0-0
Matt Scioscia	.500	4	2	0	1	0	0	0	0	0	0	0	0	0-0
Ryan Connolly	.500	2	1	0	0	0	0	0	0	1	0	0	0	0-0
Cameron McConnell	.333	3	1	1	1	0	0	0	0	0	0	0	0	0-0
Brayden Ashdown	.250	4	1	0	0	0	0	0	0	0	0	0	0	0-0
Casey Martin	.000	1	0	0	0	0	0	1	0	0	0	0	0	0-0
Totals	.550	20	11	3	3	0	0	1	0	1	0	0	0	0-0

NOTRE DAME CAREER STATS VS. THOMAS ROYSE

Player	AVG	AB	H	RBI	2B	3B	HR	BB	HBP	SO	GDP	SF	SH	SB
David Casey	1.000	1	1	1	1	0	0	0	0	0	0	0	0	0-0
Mick Doyle	.000	1	0	0	0	0	0	0	0	0	0	0	0	0-0
Brayden Ashdown	.000	1	0	0	0	0	0	0	0	0	0	0	0	0-0
Cameron McConnell	.000	1	0	0	0	0	0	0	0	0	0	0	0	0-0
Greg Sherry	.000	0	0	0	0	0	0	1	0	0	0	0	0	0-1
Totals	.250	4	1	1	1	0	0	1	0	0	0	0	0	0-1

NOTRE DAME CAREER STATS VS. DEREK SELF

Player	AVG	AB	H	RBI	2B	3B	HR	BB	HBP	SO	GDP	SF	SH	SB
Cameron McConnell	1.000	1	1	0	0	0	0	0	0	0	0	0	0	0-0
Greg Sherry	.000	1	0	0	0	0	0	1	0	0	0	0	0	0-0
Brayden Ashdown	.000	1	0	0	0	0	0	0	0	0	0	0	0	0-0
Totals	.333	3	1	0	0	0	0	1	0	0	0	0	0	0-0

NOTRE DAME CAREER STATS VS. GABRIEL SHAW

Player	AVG	AB	H	RBI	2B	3B	HR	BB	HBP	SO	GDP	SF	SH	SB
Cameron McConnell	1.000	2	2	0	0	0	0	0	0	0	0	0	0	0-0
David Mills	1.000	1	1	1	0	1	0	0	0	0	0	0	0	0-0
David Casey	1.000	1	1	2	0	0	1	0	0	0	0	1	0	0-0
Casey Martin	.333	3	1	0	0	0	0	0	0	1	0	0	0	0-0
Mick Doyle	.333	3	1	2	1	0	0	0	0	0	0	0	0	0-0
Brayden Ashdown	.000	3	0	0	0	0	0	0	0	1	1	0	0	0-0
Greg Sherry	.000	1	0	0	0	0	0	0	0	0	0	0	0	0-0
Ryan Connolly	.000	1	0	0	0	0	0	0	0	0	0	0	0	0-0
Totals	.400	15	6	5	1	1	1	0	0	2	1	1	0	0-0

NOTRE DAME CAREER STATS VS. JOE STILPHEN

Player	AVG	AB	H	RBI	2B	3B	HR	BB	HBP	SO	GDP	SF	SH	SB
Cameron McConnell	.000	1	0	0	0	0	0	0	0	0	0	0	0	0-0
Totals	.000	1	0	0	0	0	0	0	0	0	0	0	0	0-0

NOTRE DAME CAREER STATS VS. TONY ZYCH

Player	AVG	AB	H	RBI	2B	3B	HR	BB	HBP	SO	GDP	SF	SH	SB
David Casey	1.000	1	1	4	0	0	1	0	0	0	0	0	0	0-0
Brayden Ashdown	.000	1	0	0	0	0	0	0	0	0	0	0	0	0-0
Greg Sherry	.000	1	0	0	0	0	0	0	0	0	0	0	0	0-0
Mick Doyle	.000	1	0	0	0	0	0	0	0	0	0	0	0	0-0
Cameron McConnell	.000	1	0	0	0	0	0	0	0	0	0	0	0	0-0
Totals	.200	5	1	4	0	0	1	0	0	0	0	0	0	0-0

LOUISVILLE CAREER STATS vs. BRIAN DUPRA

Player	AVG	AB	H	RBI	2B	3B	HR	BB	HBP	SO	GDP	SF	SH	SB
Ryan Wright	.667	3	2	0	0	0	0	0	1	0	0	0	0	0-0
Phil Wunderlich	.500	4	2	2	0	0	2	0	0	0	0	0	0	0-0
Josh Richmond	.500	4	2	0	1	0	0	0	0	0	0	0	0	0-0
Andrew Clark	.250	4	1	1	0	0	1	0	0	0	1	0	0	0-0
Adam Duval	.000	4	0	0	0	0	0	0	0	1	0	0	0	0-0
Jeff Arnold	.000	3	0	0	0	0	0	1	0	0	0	0	0	0-0
Totals	.318	22	7	3	1	0	3	1	1	1	1	0	0	0-0

National Polls

NCBWA

Team	Record	Pts	Pvs
1 Texas	43-8	30	1
2 Virginia	43-9	29	2
3 Arizona State	42-6	28	3
4 Coastal Carolina	45-6	27	5
5 Florida	37-12	26	6
6 TCU	40-11	25	4
7 Georgia Tech	41-10	24	7
8 Florida State	39-13	23	8
9 South Carolina	41-11	22	13
10 UCLA	37-11	21	12
11 Louisville	42-10	20	9
12 Cal State Fullerton	34-14	19	15
13 Miami	37-13	18	11
14 Arkansas	38-14	17	10
15 Oklahoma	37-14	16	14
16 Vanderbilt	39-13	15	17
17 Virginia Tech	36-16	14	16
18 Connecticut	41-11	13	22
19 Mississippi	36-17	12	18
20 Clemson	33-19	11	19
21 Auburn	35-17	10	23
22 Rice	32-19	9	24
23 UC Irvine	32-17	8	27
24 Arizona	31-17	7	25
25 Oregon	34-18	6	28
26 North Carolina	32-20	5	21
27 LSU	34-18	4	20
28 Kansas State	34-16	3	29
29 San Diego	31-17	2	30
30 Stanford	27-20	1	26

Receiving votes (listed alphabetically): Bethune-Cookman (32-20), California (27-18), Charlotte (35-13), College of Charleston (39-14), Florida Atlantic (31-19), Florida Gulf Coast (34-17), Fresno State (32-22), Georgia Southern (33-19), Indiana State (32-15), James Madison (26-20), Kentucky (29-23), Liberty (37-15), UL Lafayette (34-17), New Mexico (34-17), Pittsburgh (36-14), Southeastern Louisiana (39-14), Southern Miss (30-19), Tennessee (29-23), Texas A&M (33-18-1), The Citadel (34-20), Washington State (28-18).

BASEBALL AMERICA

Team	Record	Pts	Pvs
1 Virginia	43-9	3-0	1
2 Texas	43-8	2-0	2
3 Arizona State	42-6	3-1	3
4 Florida	37-12	4-0	4
5 Coastal Carolina	45-6	4-0	6
6 South Carolina	41-11	5-0	8
7 Florida State	39-13	3-1	5
8 Texas Christian	40-11	4-1	7
9 Cal State Fullerton	34-14	4-0	10
10 UCLA	37-11	3-1	11
11 Louisville	42-10	2-2	9
12 Virginia Tech	36-16	2-1	15
13 Georgia Tech	41-10	2-1	16
14 Miami	37-13	1-2	13
15 Oklahoma	37-14	2-1	17
16 Auburn	35-17	2-2	18
17 Arkansas	38-14	1-3	12
18 Mississippi	36-17	2-2	14
19 San Diego	31-17	1-1	19
20 Connecticut	41-11	4-1	20
21 Rice	32-19	2-2	21
22 Oregon	34-18	4-0	22
23 Vanderbilt	39-13	4-0	23
24 Washington State	28-18	3-1	NR
25 UC Irvine	32-17	3-1	NR

Miscellaneous
Stats

STARTING PITCHER STATISTICS

Pitcher	GS	Team Rec.	Quality Starts
6 Brian Dupra	13	7-6	6
52 Steve Sabatino	13	5-8	2
16 Eric Maust	12	4-8	3
37 Cole Johnson	5	2-3	0
24 Patrick Veerkamp	2	0-2	0
1 Adam Norton	2	2-0	0
5 David Mills	1	0-1	0
19 Todd Miller	1	1-0	0
34 Ryan Sharpley	1	1-0	0
23 Ryan Richter	1	0-1	0
Totals	51	22-29	11

HITTING STREAKS LONGEST CURRENT

10 CONNOLLY, RYAN	13	1
38 MARTIN, CASEY	10	2
5 MILLS, DAVID	10	-
35 DESICO, FRANK	10	-
26 DOYLE, MICK	6	5
17 BOOCKFORD, BILLY	6	3
14 SCIOSCIA, MATT	6	-
29 INTLEKOFER, RYNE	5	-
15 SHERRY, GREG	5	1
12 ASHDOWN, BRAYDEN	5	-
1 NORTON, ADAM	5	2
41 WARRENDER, BILL	4	2
28 MCCONNELL, CAMERO	3	-
44 CASEY, DAVID	3	1
4 HUDSON, JOE	3	3
20 MARKSON, CHARLIE	2	-
8 GROSSO, MATT	2	-
2 ROBINSON, ALEX	2	-
30 HARFORD, WILL	1	-

OUTFIELD ASSISTS

Player	2010
12 Brayden Ashdown	4
5 David Mills	2
17 Billy Boockford	1
29 Ryne Intlekofer	1
10 Ryan Connolly	1
Total	9

PICKOFFS

Player	2010
45 Will Hudgins	1
19 Todd Miller	1
6 Brian Dupra	1
24 Patrick Veerkamp	1
16 Eric Maust	1
18 Steven Mazur	1
52 Steve Sabatino	1
37 Cole Johnson	1
21 Joe Spano	1
Total	9

LOUISVILLE CAREER STATS vs. WILL HUDGINS

Player	AVG	AB	H	RBI	2B	3B	HR	BB	HBP	SO	GDP	SF	SH	SB
Andrew Clark	1.000	1	1	0	0	0	0	0	0	0	0	0	0	0-0
Ryan Wright	.500	2	1	1	0	0	0	1	0	0	0	0	0	0-0
Jeff Arnold	.000	2	0	0	0	0	0	0	0	0	0	0	0	0-0
Nate Holland	.000	1	0	1	0	0	0	0	0	0	0	0	0	0-0
Adam Duval	.000	1	0	0	0	0	0	0	0	1	0	0	0	0-0
Josh Richmond	.000	0	0	0	0	0	0	2	0	0	0	0	0	0-0
Drew Haynes	.000	0	0	0	0	0	0	0	0	0	0	0	1	0-0
Totals	.286	7	2	2	0	0	0	3	0	0	1	0	1	0-0

LOUISVILLE CAREER STATS vs. COLE JOHNSON

Player	AVG	AB	H	RBI	2B	3B	HR	BB	HBP	SO	GDP	SF	SH	SB
Phil Wunderlich	.750	4	3	5	2	0	1	0	0	0	0	0	0	0-0
Andrew Clark	.600	5	3	1	0	0	0	0	0	0	0	0	0	0-0
Adam Duval	.333	6	2	0	0	0	0	0	0	0	0	0	0	1-2
Josh Richmond	.333	6	2	0	1	0	0	0	0	1	0	0	0	0-0
Drew Haynes	.333	3	1	0	0	0	0	1	0	0	0	0	0	1-1
Jeff Arnold	.000	3	0	0	0	0	0	0	1	1	0	0	0	0-0
Ryan Wright	.000	3	0	0	0	0	0	1	0	0	0	0	0	0-0
Totals	.367	30	11	6	3	0	1	2	1	2	0	0	0	2-3

LOUISVILLE CAREER STATS vs. ERIC MAUST

Player	AVG	AB	H	RBI	2B	3B	HR	BB	HBP	SO	GDP	SF	SH	SB
Phil Wunderlich	.400	5	2	2	0	0	1	0	0	1	0	0	0	0-0
Adam Duval	.333	6	2	4	0	0	2	0	0	0	0	0	0	0-0
Andrew Clark	.333	6	2	0	1	0	0	0	0	1	0	0	0	0-0
Ryan Wright	.250	4	1	0	0	0	0	0	0	0	0	0	0	0-0
Josh Richmond	.000	4	0	0	0	0	0	1	1	1	0	0	0	0-0
Jeff Arnold	.000	3	0	0	0	0	0	0	0	0	0	0	0	0-0
Totals	.250	28	7	6	1	0	3	1	1	3	0	0	0	0-0

LOUISVILLE CAREER STATS vs. STEVEN MAZUR

Player	AVG	AB	H	RBI	2B	3B	HR	BB	HBP	SO	GDP	SF	SH	SB
Andrew Clark	1.000	1	1	0	0	0	0	0	0	0	0	0	0	0-0
Phil Wunderlich	1.000	1	1	0	1	0	0	0	0	0	0	0	0	0-0
Adam Duval	.000	1	0	0	0	0	0	0	0	0	0	0	0	0-0
Ryan Wright	.000	0	0	0	0	0	0	1	0	0	0	0	0	0-0
Totals	.667	3	2	0	1	0	0	1	0	0	0	0	0	0-0

LOUISVILLE CAREER STATS vs. TODD MILLER

Player	AVG	AB	H	RBI	2B	3B	HR	BB	HBP	SO	GDP	SF	SH	SB
Drew Haynes	1.000	1	1	1	0	0	0	0	0	0	0	0	0	0-0
Adam Duval	1.000	1	1	1	1	0	0	0	0	0	0	0	0	0-0
Andrew Clark	.000	1	0	0	0	0	0	0	0	0	0	0	0	0-0
Totals	.667	3	2	2	1	0	0	0	0	0	0	0	0	0-0

LOUISVILLE CAREER STATS vs. DAVID MILLS

Player	AVG	AB	H	RBI	2B	3B	HR	BB	HBP	SO	GDP	SF	SH	SB
Adam Duval	1.000	2	2	3	0	0	1	0	0	0	0	0	0	0-0
Chad Arnold	.500	2	1	0	0	0	0	0	0	0	0	0	0	0-0
Ryan Wright	.400	5	2	0	1	0	0	0	0	1	0	0	0	0-0
Andrew Clark	.333	3	1	2	0	1	0	0	0	0	0	0	0	0-0
Phil Wunderlich	.000	4	0	0	0	0	0	0	0	1	0	0	0	0-0
Nate Holland	.000	1	0	0	0	0	0	0	0	0	0	0	0	0-0
Josh Richmond	.000	1	0	0	0	0	0	0	0	0	0	0	0	0-0
Drew Haynes	.000	1	0	0	0	0	0	0	0	0	0	0	0	0-0
Totals	.316	19	6	5	1	1	1	0	0	2	0	0	0	0-0

LOUISVILLE CAREER STATS vs. RYAN RICHTER

Player	AVG	AB	H	RBI	2B	3B	HR	BB	HBP	SO	GDP	SF	SH	SB
Adam Duvall	1.000	1	1	0	1	0	0	1	0	0	0	0	0	1-1
Andrew Clark	.500	2	1	3	0	0	1	0	0	0	0	0	0	0-0
Chad Arnold	.500	2	1	2	0	0	1	0	0	0	1	0	0	0-0
Phil Wunderlich	.333	3	1	0	0	0	0	0	0	1	0	0	0	0-0
Ryan Wright	.000	2	0	0	0	0	0	0	0	0	0	0	0	0-0
Drew Haynes	.000	1	0	0	0	0	0	0	0	0	0	0	0	0-0
Josh Richmond	.000	0	0	0	0	0	0	1	0	0	0	0	0	0-0
Totals	.364	11	4	5	1	0	2	2	0	1	1	0	0	1-1

LOUISVILLE CAREER STATS vs. STEVE SABATINO

Player	AVG	AB	H	RBI	2B	3B	HR	BB	HBP	SO	GDP	SF	SH	SB
Chad Arnold	.500	2	1	0	0	0	0	0	0	1	0	0	0	0-0
Josh Richmond	.500	2	1	1	0	0	1	0	0	0	0	0	0	0-0
Drew Haynes	.000	2	0	0	0	0	0	0	0	1	0	0	0	0-0
Adam Duvall	.000	2	0	0	0	0	0	0	0	1	0	0	0	0-0
Ryan Wright	.000	1	0	0	0	0	0	0	0	0	0	0	0	0-0
Andrew Clark	.000	1	0	0	0	0	0	1	0	0	0	0	0	0-0
Nate Holland	.000	0	0	0	0	0	0	0	1	0	0	0	0	0-0
Totals	.200	10	2	1	0	0	1	1	1	3	0	0	0	0-0

LOUISVILLE CAREER STATS vs. JOE SPANO

Player	AVG	AB	H	RBI	2B	3B	HR	BB	HBP	SO	GDP	SF	SH	SB
Phil Wunderlich	.667	3	2	1	0	0	0	0	0	0	0	0	0	0-0
Ryan Wright	.000	1	0	0	0	0	0	0	0	0	0	0	0	0-0
Totals	.500	4	2	1	0	0	0	0	0	0	0	0	0	0-0

IF ONLY AN INNING ENDED WITH TWO OUTS — Notre Dame has been victimized with two outs the entire season. Irish opponents are hitting .308 (187-for-607) with two outs and have registered 143 two-out RBI this season, which is almost three per game. Notre Dame has a mere 85 two-out RBI and hitting only .253.

- ▶ In BIG EAST contests, the Irish are batting just .255 (69-for-271) with two outs and have recorded only 44 two-out RBI, while their opponents have a .313 (91-for-291) two-out batting average and 76 two-out RBI.
- ▶ Rutgers plated an amazing 18 runs with two outs in the 25-5 victory over the Irish on April 10.
- ▶ Michigan added all 13 of its runs with two down in a 13-1 triumph over Notre Dame on April 21.
- ▶ Villanova had eight two out RBI in its 12-5 victory over the Irish on May 14.
- ▶ The third out of an inning continues to elude sophomore Irish starter Steve Sabatino, who gave up four unearned runs against Michigan on April 21 in the first inning, all of which came with two outs. Opponents are batting .330 (30-for-91) this season against the lefty with two outs. Of the 60 runs Sabatino has surrendered this season, 36 have crossed the plate with two outs, including 13 of the 18 unearned runs charged against the hurler.
- ▶ Sabatino did hold Villanova hitless in six at bats with two outs last weekend.

NOTRE DAME SACRIFICES — The Irish have registered 30 sacrifice flies this season, which ranks second in the BIG EAST. Notre Dame's school record is 41 set during the in 2002 campaign.

WIN/LOSS, LOOK IN THE ERROR COLUMN — The number of errors for Notre Dame's opponent continues to be a barometer for the success of the Irish, as after the loss to Central Michigan (who committed one error) on May 12, Notre Dame is now 6-23 when its opponent commits one error or fewer but 16-6 when its opponent makes two or more miscues.

MIGHT NOT STEAL OFTEN, BUT SUCCESSFUL — Notre Dame has been successful on its last eight stolen base attempts and was last caught stealing at Michigan on April 20 (on a controversial call to boot).

IRISH END HOME RUN SKID — The Irish kept Central Michigan in the park on May 12, the first time in seven games Notre Dame had not allowed a long ball. Ironically, immediately preceding that stretch was the streak in which the Irish went 12 straight games without yielding a round-tripper. Villanova did homer twice in its 12-5 victory on May 14, but the Irish held the Wildcats without a long ball over the final two games of the series.

IRISH DEFENSE HAS SETTLED DOWN — Notre Dame committed 58 errors over its first 33 games, including 15 games with at least two miscues. The Irish were on pace to record 98 errors in the regular season, which would have been the most since 2002 (mind you, the 2002 team advanced to the CWS and played 68 games). Notre Dame's fielding percentage was .956, which would have been the worst since 1997. But, Notre Dame went error-free in two games, both victories, against Villanova. In fact, the Irish had just one miscue the entire weekend against the Wildcats. Over the last 19 games, Notre Dame's fielding percentage is .981 and the Irish have only 14 errors.

2010 BIG EAST Standings

Team	W-L	Pct.	W-L	Pct.
*Connecticut	18-5	.783	41-11	.788
*Louisville	18-6	.750	43-10	.811
*Pittsburgh	17-6	.739	36-14	.720
*St. John's	15-9	.625	34-16	.680
*USF	14-10	.583	23-29	.442
*Rutgers	13-11	.542	25-23	.521
Notre Dame	10-14	.417	22-29	.431
Cincinnati	10-14	.417	26-27	.491
Villanova	8-16	.333	28-21	.571
West Virginia	8-16	.333	24-27	.471
Seton Hall	7-17	.292	18-28-1	.394
Georgetown	5-19	.208	24-28	.462

* = qualified for BIG EAST Championship

Thursday, May 10

* Seton Hall at #18 Connecticut	1:00 p.m.
* St. John's at Rutgers	1:00 p.m.
* South Florida at Pittsburgh	6:00 p.m.
* #11 Louisville at Notre Dame	6:05 p.m.
* Georgetown at Cincinnati	6:30 p.m.
* Villanova at West Virginia	7:00 p.m.

Friday, May 21

* Seton Hall at #18 Connecticut	1:00 p.m.
* St. John's at Rutgers	1:00 p.m.
* South Florida at Pittsburgh	3:00 p.m.
* #11 Louisville at Notre Dame	6:05 p.m.
* Georgetown at Cincinnati	6:30 p.m.
* Villanova at West Virginia	7:00 p.m.

Saturday, May 22

* Seton Hall at #18 Connecticut	12:00 p.m.
* South Florida at Pittsburgh	12:00 p.m.
* St. John's at Rutgers	1:00 p.m.
* #11 Louisville at Notre Dame	1:00 p.m.
* Villanova at West Virginia	1:00 p.m.
* Georgetown at Cincinnati	1:05 p.m.

BIG EAST Player of the Week

Jeremy Baltz, St. John's, Fr., LF

BIG EAST Pitcher of the Week

Andrew Strenge, Cincinnati, Fr., RHP

BIG EAST Weekly Honor Roll

Randy Fontanez, USF, RHP, Jr.
 Jedd Gyorko, West Virginia, SS, Jr.
 Stewart Ijames, Louisville, OF, So.
 Ryan Kapp, Rutgers, DH, So.
 George Springer, Connecticut, OF, So.

Notre Dame Media Information

Baseball Contact:	Michael Bertsch
SJD Phone:	(574) 631-7517
Bertsch's Cell:	(574) 532-4154
Bertsch's Direct Line:	(574) 631-8642
SJD Fax:	(574) 631-7941
Press Box:	(574) 631-9018
Bertsch's E-Mail:	mbertsch1@nd.edu
Website:	UND.com

Mailing Address

University of Notre Dame
Sports Information
112 Joyce Center, Second Floor
Notre Dame, IN 46556-5678

Interviews

All interviews with players and the coaching staff need to be cleared through the Notre Dame sports information office and Michael Bertsch. If you wish to talk to any Irish player or head coach Dave Schrage, please contact Bertsch via the above information.

Media Guides

Media guides will be available to working press only and may be purchased by fans. Press guides will not be distributed to fans from the press box or the media relations office. The 2010 Notre Dame Baseball Media Guide is also available online at UND.com in .pdf format.

Game Notes and Statistics

Game notes and statistics will be distributed to all working media and scouts on game days at Frank Eck Stadium. Copies will also be made available in the press box. The statistics are for working press, scouts and coaches only. A complete statistical book containing box score, play-by-play and game notes will also be available in the press box for working media following each home game. All information will be made available to fans through UND.com.

Live Stats/GameTracker

While every Irish game can be accessed by radio either through the internet or in the greater Michiana area, every home game and nearly every road games can be tracked through live statistical updates on UND.com.

PRETTY IMPRESSIVE REBOUND — Notre Dame surrendered 25 runs on 27 hits in a loss to Rutgers on April 10. The Irish had never yielded as many runs or lost by as a large a margin in Eck Stadium history. In fact, the 25 runs and 20-run margin were also highs in Notre Dame BIG EAST history. However, the Irish won nine of their next 13 and six of seven in the BIG EAST. The team ERA over those 13 games was 3.33. Notre Dame also put together three straight victories by at least seven runs (outscored the opposition 31-6), the first time the Irish have accomplished that feat since April 14-17, 2004, when the Irish defeated Oakland, 17-5, and Georgetown, 18-7 and 11-4.

TWIN KILLINGS — Notre Dame registered four double plays in the victory over Chicago State on April 13. The four double plays were the most for the Irish since they turned four last season against Western Michigan; the feat is so rare, however, that it has now been accomplished by a Notre Dame team just four times in the last 12 seasons. Notre Dame posted three in the series finale at Seton Hall and added three more in the midweek series against Michigan. In fact, the Irish registered just 17 double plays over their first 26 games, but have turned 24 in their last 25 outings.

HUGGY BEAR STACKS UP AGAINST LOUISVILLE — Sophomore Will Hudgins made four appearances against Louisville in 2009. He registered three saves, his entire total from the year, and did not allow a run in 3.2 innings of work. Hudgins allowed one hit with one walk and no strikeouts in 1.0 inning on April 24, yielded one hit with two strikeouts and one walk in 1.2 innings; also notched first career save on April 25 and did not surrender a hit with one walk and no strikeouts in 1.0 inning; picked up second career save and second of the series on April 26. He was named to the BIG EAST Weekly honor roll following his 3.2 scoreless innings of relief with two saves against the Cardinals in the regular season. Hudgins capped off his season with another scoreless inning against Louisville to secure a 6-5 triumph (induced a game-ending double play).

SABBY PUNCHES TICKET 11 TIMES — Sophomore southpaw Steve Sabatino limited Villanova to just two earned runs on seven hits in 6.1 innings last weekend. He punched out a career-best 11 and walked two. The 11 strikeouts are the most by a Notre Dame pitcher since David Phelps fanned 11 against Louisville on May 12, 2007.

FOUR-HIT HEAVEN — Freshman second baseman Frank DeSico notched his third four-hit game of the season against West Virginia on May 8 (second game of the doubleheader); the last Irish player to have more games in a season with four or more hits was Craig Cooper in 2006 (three four-hit games, one five-hit game). DeSico's three four-hit games all came in a 20-game stretch, the shortest span for three games with four or more hits since A.J. Pollock had three four-hit games in a 17-game span in 2008 (March 4 vs. Maine, March 26 vs. Milwaukee, and March 30 vs. Cincinnati).

MILLS UP FOR THE OLERUD — Senior designated hitter/pitcher David Mills was one of 25 players from across the country featured on the watch list for the John Olerud Two-Way Player of the Year Award. Mills and Pittsburgh junior Joe Leonard are the only players listed from the BIG EAST Conference. The Olerud Award, which recognizes a player who makes an impact both on the mound and at the plate, will be presented in Lubbock, Texas, on July 2 as part of the College Baseball Awards Show

NOT SO RUN OF THE MILLS — Senior designated hitter/pitcher David Mills did it all for Notre Dame over the week of April 11-18 as the Irish went 4-0, including a three-game series sweep at Seton Hall. Notre Dame had not swept the Pirates in South Orange since 2002. In fact, Seton Hall had not been swept in a BIG EAST series at home by anyone since April of 2007. Mills not only registered two saves, pitched in all four games, but did not allow a run in 5.0 scoreless innings of relief. He also batted .444 (8-for-18) for the week with four runs scored and two RBI. In fact, both RBI came with two outs, including his game-winning RBI single in the top of the ninth inning in Sunday's series finale with the Pirates to secure the sweep. In the sweep of Seton Hall, Mills hit .500 and tossed 4.2 scoreless innings of relief with a save. Despite his prowess at the plate, Mills most critical service came on the mound. With the Irish clinging to a two-run lead over Chicago State and the tying run at the plate, the southpaw came on and retired the only batter he faced to record his first save of the season. Then, in the series opener at Seton Hall, Mills not only tossed 1.2 innings of scoreless relief to keep the game tied, 5-5, but went 3-for-5 and scored the game-winning run. The senior then went 1-for-4 with an RBI single in the 2-1 victory over the Pirates on Saturday. In the victory, Mills also registered his second save of the week. He came on with two on, two out and the tying run in scoring position, but fanned Ryan Sullivan to end the eighth. Mills then retired Seton Hall 1-2-3 in the ninth. He still managed to overshadow those performances in the series finale with the Pirates. Mills went 3-for-5 with the game-winning RBI and two runs scored. He also added 1.2 scoreless innings of relief in his third relief appearance of the weekend. The southpaw struck out two and yielded one hit.

► St. John's freshman Jeremy Baltz's fifth-inning home run on May 2 snapped Mills' scoreless streak from the mound at 11.0 innings; Mills had last yielded a run against Rutgers on April 9.

► In making his first career start against Central Michigan on May 12, Mills became the first Irish player to start his first game on the mound as a senior since Joe Thaman did so in 2004. Thaman played first base his first three years (2001-03) with the Irish before making his debut on the hill during the 2004 campaign, appearing in 29 games and making one start. Mills is the only four-year Notre Dame pitcher to make his first start as a senior since at least 1969, when games started statistics were first kept.

► Mills notched his 15th consecutive walk-free outing against Villanova on May 14. He has not yielded a base on balls since March 27 at USF (first game of the doubleheader), a stretch spanning 21.2 innings and 89 batters. His season average of 0.89 walks per nine innings ranks third in school history, while his career average of 1.70 walks per nine innings currently ranks third. In addition, Mills' season strikeout-to-walk ratio of 6.33 (19 strikeouts, three walks) ranks third in ND history.

► The stretch of not allowing a walk by Mills is the longest for an Irish pitcher since Tom Thornton worked 22.1 consecutive innings (89 batters) without yielding a base on balls from May 14-June 3 of the 2006 season. Thornton, who walked just seven batters in 82.1 innings that season (0.77 per nine innings, second in ND history), also had walk-free stretches that season of 16.2 innings (61 batters), 15.1 innings (70 batters, including the end of the 2005 season), 14.0 innings (56 batters), and 12.2 innings (64 batters). Fittingly, Mills ranks one place behind Thornton in the season walks per nine innings averages, but he is one spot ahead of Thornton in career; Thornton's career average of 1.73 is a hair behind of Mills' 1.70 clip.

► Mills success on the mound has not carried over to the plate. The designated hitter is hitless over his last 24 at bats and 33 plate appearances. In fact, Mills is just 5-for-his-last 45 dating back to April 27 against Toledo. Prior to the April 27 contest with the Rockets, he was hitting .361 on the year and .343 for his career. Those averages have dropped to .298 and .322 over the last 12 games.

DeSICO, MARTIN AND CONNOLLY LOVE SOUTHPAWS — Senior first baseman Casey Martin, senior left fielder Ryan Connolly and freshman second baseman Frank DeSico continue to feast on left-handed pitching. The trio has combined to hit .428 (65-for-152) on the season against southpaws. Martin leads the threesome with a .490 (24-for-49) batting average, while DeSico is batting .431 (22-for-51) and Connolly is hitting .365 (19-for-52).

FROM THE SIDELINE TO THE FRONT LINE — Senior left fielder Ryan Connolly missed the entire 2006 season and most of the 2008 year with separate shoulder injuries. He batted just .185 with 29 strikeouts in 81 at bats during the 2007 campaign. Connolly saw action in a reserve roll in 2009, before being inserted into the everyday lineup on May 8 against USF. He smacked his first career home run that night and proceeded to hit .348 with four home runs and 14 RBI over Notre Dame last 13 games of the year. He has not missed a beat in 2009. In fact, Connolly has 15 home runs and 51 RBI in 64 games since becoming a full-time starter.

► Connolly had 12 hits and 21 total bases in a 17 at bat span from April 24-28, good for a .706 batting average and a 1.235 slugging clip; the stretch raised his season average from .333 to .377.

► Connolly doubled in the first inning against Toledo on April 27, giving him six hits in his last six at bats, and walked in the second (scoring both times) to extend his streak of consecutive plate appearances reaching base to seven. The last Irish player to have a 6-for-6 stretch was Danny Dressman on March 12 and 14 of 2007 (against Webber International and Dayton); Dressman also mixed in a pair of walks to reach base in eight straight plate appearances. A.J. Pollock also reached base in eight consecutive plate appearances in 2007 (April 21 and 22 versus West Virginia), collecting five hits and three walks.

► When Connolly notched six hits in six consecutive plate appearances against Cincinnati and Toledo earlier this season, he became the first Irish player to accomplish that feat since Matt Macri collected six straight base knocks against Virginia Tech in 2004 (Mar. 21-22). Sean Gaston also picked up six straight hits earlier that season, doing so at the hands of Florida Memorial (Feb. 28) and Minnesota (Feb. 29). Here is the base hit streak breakdown for the three players:

Sean Gaston (2/28/04, 2/29/04)	<u>2B</u> -1B-1B-2B-2B-1B
Matt Macri (3/21/04, 3/22/04)	<u>1B</u> -2B-HR-HR-1B-1B
Ryan Connolly (4/24/10, 4/27/10)	<u>1B</u> -1B-1B-1B-2B-2B

Underlined-Hits in the first game of the two

► Connolly finished 3-for-5 with three runs scored, four RBI, and his eighth home run of the season, a no-doubt three-run shot to put the Irish up 8-0 in the ninth inning against Valparaiso on April 28. The left fielder was named MVP of the Showdown in an on-field ceremony following the game.

► Connolly drilled a leadoff home run in the bottom of the first inning on May 1, his third leadoff home run this season—he also led off with a long ball against Bradley on March 11 and at Georgetown on April 2. Five of Connolly's 15 career home runs have come in his first plate appearance of the game, as he also homered in the second inning on March 8, 2009 against USF (Connolly batted seventh) and in the first inning against Michigan State on March 20 of this season (game two; batted third). The three leadoff homers in one year are the most since Craig Cooper notched four in the 2006 season, doing so at Georgetown (3/26) and at home against Manchester (4/12), St. John's (4/13; game two), and Rutgers (4/23).

► Connolly singled in the fourth inning against Villanova on May 16 to extend his on-base streak safely to 15 games. His on-base percentage in his first plate appearance of the game this season to .540 (27-for-50). Connolly has now reached base safely (via hit, walk, or hit-by-pitch) in 62 of his last 63 games; he was last held off the basepaths in two straight appearances in 2008 (0-for-1 against both Milwaukee on March 26 and against Chicago State on April 22).

► Connolly has been plunked 19 times on the season, which not only leads the BIG EAST, but ranks 30th in the NCAA. Connolly also stands ninth in Irish single-season history.

► Connolly is just the second Irish player to smack at least 10 home runs and be hit by at least 10 pitches in the same season; the only other player to accomplish the feat was Eric Danapilis in 1993 (13 HR, 15 HBP).

CONNOLLY'S STREAK COMES TO AN END — Notre Dame senior left fielder Ryan Connolly saw his streak of consecutive games reaching base safely (via base hit, walk, or hit-by-pitch) end at 47 games after an 0-for-3 day against Michigan on April 21. The fifth-year senior had extended the streak in his last plate appearance on five different occasions, but he could not do so against the Wolverines, grounding out in his third and final at bat before being pinch-hit for in the eighth inning. The streak was the second-longest in NCAA Division I baseball this season. Connolly's statistics during the streak.

AVG	PA	AB	R	H	2B	3B	HR	RBI
.347	212	167	43	58	14	2	10	39
SLG	BB	HBP	SO	OBP	SAC	SF		
.635	20	19	49	.469	3	1		

► Connolly reached base in his first plate appearance (excluding sacrifice bunts) an astounding 25 times during the streak, despite being retired in his first trip the plate in each of the last five games. At one point, Connolly reached in his first plate appearance in five straight games, nine times in a 10-game span, 12 times in a 14-game stretch, and 17 times in a 22-game period.

► Almost unbelievably, Connolly's longest streak of consecutive plate appearances reaching base safely during the streak was just three, although he did that nine different times.



**Notre Dame
Double-Digit Hit Streaks (since '95)**

- 22 – Ross Brezovsky (2008; Sr., OF)
- 21 – Craig Cooper (2006; Sr., 1B)
- 21 – Mike Amrhein (1997; Sr., C)
- 18 – Jeff Felker (1999; Jr., 1B)
- 16 – Steve Stanley (2000; So., CF)
- 15 – Alex Nettey (2005; Jr., CF)
- 15 – Steve Sollmann (2003; Jr., 2B)
- 15 – Jeff Wagner (1997; Sr., C/DH)
- 15 – Brant Ust (1997; Fr., 2B/SS)
- 14 – Steve Andres (2004; So., LF)
- 14 – Brian Stavisky (2000; Fr., RF)
- 14 – Matt Nussbaum (1999; Jr., LF)
- 13 – Ryan Connolly (2010; Sr., LF)**
- 13 – David Mills (2008; So., DH)**
- 13 – Craig Cooper (2005; Jr., LF)
- 13 – Steve Sollmann (2003; Jr., 2B)
- 13 – Steve Stanley (2002; Sr., CF)
- 13 – Andrew Bushey (2001; Jr., 3B)
- 13 – Allen Greene (1997; So., LF)
- 12 – Matt Bransfield (2006; Sr., LF)
- 12 – Javi Sanchez (2002; So., SS)
- 12 – Steve Stanley (1999; Fr., CF)
- 12 – Jeff Wagner (1998; Jr., C)
- 11 – Mick Doyle (2009; So., 3B)**
- 11 – Golden Tate (2009; So., LF)
- 11 – Jeremy Barnes (2009; Sr., SS)
- 11 – A.J. Pollock (2008; So., OF)
- 11 – Ryan Smith (2007; Fr., C/DH)
- 11 – Jeremy Barnes (2007; So., 2B)
- 11 – Matt Bransfield (2006; Sr., OF/DH)
- 11 – Danny Dressman (2006; Jr., OF)
- 11 – Ross Brezovsky (2006; So., 2B)
- 11 – Steve Stanley (2002; Sr., CF)
- 11 – Brian Stavisky (2002; Jr., LF)
- 11 – Allen Greene (1998; Jr., CF)
- 11 – Scott Sollmann (1996; Jr., CF)
- 10 – David Mills (2010; Sr., DH)**
- 10 – Casey Martin (2010; Sr., 1B)**
- 10 – Frank DeSico (2010; Fr., 2B)**
- 10 – A.J. Pollock (2009; Jr., CF)
- 10 – A.J. Pollock (2009; Jr., CF)
- 10 – Jeremy Barnes (2008; Jr., 2B)
- 10 – Jeremy Barnes (2008; Jr., 2B)
- 10 – Brett Lilley (2008; Sr., SS)
- 10 – Danny Dressman (2007; Sr., CF)
- 10 – Matt Edwards (2005; Sr., 1B)
- 10 – Matt Macri (2004; Jr., 3B)
- 10 – Matt Edwards (2004; Jr., 1B)
- 10 – Matt Edwards (2003; So., 3B)
- 10 – Steve Stanley (2002; Sr., CF)
- 10 – Steve Sollmann (2002; So., 2B)
- 10 – Steve Stanley (2001; Jr., CF)
- 10 – Ken Meyer (2001; Jr., DH)
- 10 – Steve Sollmann (2001; Fr., 2B)
- 10 – Steve Stanley (2000; So., CF)
- 10 – Brian Stavisky (2000; Fr., RF)
- 10 – Steve Stanley (1999; Fr., CF)
- 10 – Brant Ust (1998; So., 3B)
- 10 – J.J. Brock (1997; Sr., 3B)
- 10 – Randall Brooks (1996; Jr., 2B)
- 10 – J.J. Brock (1996; Jr., 3B)

**Most Double-Digit
Hit Streaks (since '95)**

- 8 – Steve Stanley
- 4 – Steve Sollmann, Jeremy Barnes
- 3 – Brian Stavisky, Matt Edwards, A.J. Pollock
- 2 – Brant Ust, Allen Greene, Jeff Wagner, J.J. Brock, Craig Cooper, Danny Dressman, David Mills



NCAA Rankings

TEAM RANKINGS

Batting Average	262	.278
Pittsburgh	1	.366
Scoring	258	5.6
Georgia State	1	11.1
Runs	239	284
New Mexico State	1	591
Hits	202	494
New Mexico State	1	731
Doubles/Game	255	1.67
Utah Valley	1	3.32
Doubles	240	85
Utah Valley	1	166
Triples/Game	219	0.18
Arizona State	1	0.67
Triples	208	9
Air Force	1	33
Home Runs/Game	200	0.73
Auburn/Georgia Tech/Morehead St.	1	2.0
Home Runs	186	37
Auburn	1	104
Slugging Percentage	255	.398
Auburn	1	.595
Stolen Bases/Game	274	0.57
Jackson State	1	3.96
Stolen Bases	266	29
Jackson State	1	194
Base on Balls	183	177
New Mexico State	1	360
Sacrifice Bunts	52	38
West Virginia	1	70
Hit by Pitch	204	43
High Point	1	111
Sacrifice Flies	23	30
Georgia State	1	46
Earned Run Average	140	5.86
Texas	1	2.27
Strikeouts/9 IP	177	6.5
UCLA	1	10.4
Hits Allowed/9 IP	134	10.69
Texas	1	6.88
Walks Allowed/9 IP	110	3.75
Dartmouth	1	1.85
Fielding Percentage	110	.965
Creighton	1	.981
Double Plays/Game	175	0.80
Southern Mississippi	1	1.35
Double Plays	161	41
Southern Mississippi	1	66
WL Pct	208	.431
Coastal Carolina	1	.882

INDIVIDUAL RANKINGS (Top 100)

HBP/Game		
Ryan Connolly, Notre Dame	38	0.38
Brian Harris, Vanderbilt	1	0.61
HBP		
Ryan Connolly, Notre Dame	30	19
Brian Harris, Vanderbilt	1	31
Sac Flies		
David Mills, Notre Dame	8	7
Ryan Soares, George Mason	1	12
Saves		
Steven Mazur, Notre Dame	60	7
Six Players	1	13

* stats include games thru 5/16

ASHDOWN GOES DOWNTOWN, TWICE — Senior outfielder Brayden Ashdown notched the first multi-home run game of his career on April 30 against St. John's. It was the first by a Notre Dame player since A.J. Pollock smacked two on May 16, 2009, also against St. John's; in fact, the last three two-HR games by Irish players have all come against the Red Storm, as Ryan Connolly also took St. John's deep twice on May 14 of last season. Ashdown becomes the seventh Irish player in the Dave Schrage era to homer twice in a game, joining Mike Dury (3.14.07), Casey Martin (3.21.08), Evan Sharpley (3.22.08), Jeremy Barnes (5.3.08), Connolly and Pollock.

MILLS SACRIFICES FOR TEAM — Senior designated hitter David Mills leads the BIG EAST with seven sacrifice flies and leads the Irish with 11 total sacrifices in 2010. The seven sac flies ranks tied for fifth in Notre Dame single-season history. Mills, who also owns the single-season school record for sacrifice hits with 19 in 2008, has 46 career sacrifices, including 31 career sacrifice hits. He is now third all-time with in career sacrifices and fourth in career sacrifice hits.

MAZUR WIGGLES OUT OF JAM, AGAIN — When senior Steven Mazur entered with the bases loaded and two outs in the eighth and punched out Jeremy Baltz on May 2, it marked just the second time this season to date that an Irish pitcher has entered the game with the bases loaded and stranded all three runners. The other occasion came against Ball State on March 23, when sophomore Ryan Richter relieved junior Ryan Sharpley with two outs in the third inning and induced a fly out to end the threat.

► Mazur turned the same trick on May 16 to secure the series victory at Villanova. With the bases loaded, one out and Notre Dame clinging to a 4-1 lead, the closer came into the game and promptly retired the next two Wildcats, including one via strikeout.

► Mazur now leads the team with seven saves, which also ranks tied for sixth in the BIG EAST. The seven saves are tied for eighth-most in single-season Irish history. Mazur's nine career saves are tied for ninth-most in school history.

JOHNSON, MILLER WELCOMED BACK WITH OPEN ARMS — Juniors Cole Johnson and Todd Miller each missed almost six weeks with respective shoulder injuries.

► Johnson, who was Notre Dame's top starter in 2009 with a 7-3 record and all-BIG EAST first team this preseason, was credited with the victory in his return on April 27. He did surrender a leadoff single to open the game, but rebounded with a pair of ground outs and strikeout to strand the leadoff hit at third base. Johnson yielded a leadoff single in the top of the second before recording back-to-back punch outs. He was removed after the second strikeout on a predetermined pinch count. Johnson threw 30 pitches, 20 for strikes, and did not issue a walk. He struck out three.

► Johnson made another appearance on May 1 against St. John's and yielded two earned runs in 2.2 innings. He followed up that performance with 2.0 scoreless innings of relief at West Virginia on May 8.

► Johnson was dynamite in another victorious effort against Villanova on May 15. He tossed 3.2 scoreless innings of relief and improved to 3-3 on the year. Johnson allowed just two hits. He fanned two and walked one (intentional). Since returning from the injury, Johnson has gone 2-0 with a 2.53 earned run average in 10.2 innings of work. He has fanned nine and walked five.

► Miller worked a 1-2-3 inning against Central Michigan to pick up a rare third-inning hold (with the planned staff day, Mills was in line for the win when Miller entered the game). Since returning from injury with a start against Valparaiso on April 28, Miller has racked up 5.1 scoreless innings while allowing just two hits (.111 opponents' batting average).

IRISH DEFENSE FAILS SABATINO — Sophomore southpaw Steve Sabatino fell victim to a pair of unearned runs in the second inning of his start on May 1 and has now given up 18 unearned runs this season, the most for a Notre Dame pitcher since Tom Price yielded 21 in 1994 and tied for the fourth most in Irish single-season history (since earned runs began being tracked in 1957). The only other Irish pitchers to surrender more were Bill Matre (19 in 1983) and Mike Bobinski (19 in 1978).

► Sabatino has made 13 starts for Notre Dame and the Irish have committed at least one error in the contest in nine of those outings.

WHO'S HOT/WHO'S NOT — Junior shortstop Mick Doyle owns a team-best five-game hitting streak entering this weekend's series against Louisville. Senior right fielder Billy Boockford and freshman catcher Joe Hudson carry three-game hitting streaks into the series.

Last Five Games

Player	AVG	GP	GS	AB	R	H	2B	3B	HR	RBI	TB	SLG%	BB	HBP	SO	GDP	OB%	SF	SH	SB	ATT
26 DOYLE, Mick	.450	5	5	20	5	9	0	0	2	4	15	.750	0	0	3	0	.429	1	0	0	0
35 DESICO, Frank	.300	5	5	20	2	6	0	0	0	1	6	.300	3	0	2	0	.391	0	1	0	0
38 MARTIN, Casey	.286	5	5	21	2	6	1	0	1	3	10	.476	2	0	3	1	.348	0	0	0	0
10 CONNOLLY, Ryan	.227	5	5	22	3	5	2	0	1	2	10	.455	1	1	9	0	.292	0	0	0	0
17 BOOCKFORD, Billy	.158	5	5	19	1	3	1	0	0	0	4	.211	2	0	2	3	.238	0	0	0	0
12 ASHDOWN, Brayden	.071	4	4	14	0	1	0	0	0	0	1	.071	3	1	3	1	.278	0	0	0	0
5 MILLS, David	.000	5	5	18	0	0	0	0	0	0	0	.000	4	0	3	0	.182	0	1	0	0
4 HUDSON, Joe	.455	4	3	11	2	5	0	0	1	2	8	.727	2	0	5	0	.500	1	0	1	1
44 CASEY, David	.400	2	1	5	0	2	0	0	0	2	2	.400	1	0	1	0	.500	0	0	0	0
28 MCCONNELL, Cam	.286	2	2	7	0	2	0	0	0	1	2	.286	0	0	1	1	.286	0	0	0	0
15 SHERRY, Greg	.222	4	2	9	1	2	0	0	0	1	2	.222	0	0	0	0	.222	0	0	0	0
1 NORTON, Adam	.200	4	3	10	1	2	2	0	0	0	4	.400	0	0	4	1	.200	0	0	0	0
14 SCIOSCIA, Matt	.000	1	0	1	0	0	0	0	0	0	0	.000	0	0	1	0	.000	0	0	0	0
30 HARFORD, Will	.000	1	0	1	0	0	0	0	0	0	0	.000	0	0	1	0	.000	0	0	0	0
41 WARRENDER, Bill	.000	1	0	0	0	0	0	0	0	0	0	.000	0	0	0	0	.000	0	0	0	0
29 INTLEKOFER, Ryne	.000	1	0	0	0	0	0	0	0	0	0	.000	1	0	0	0	1.000	0	0	0	0
Totals	.242	5	5	178	17	43	6	0	5	16	64	.360	19	2	38	7	.318	2	2	1	1
Opponents	.294	5	5	177	37	52	8	1	4	34	74	.418	22	8	40	3	.394	1	7	0	1

FIGHTING IRISH BASEBALL GAME NOTES

Last 10 Games

Player	AVG	GP	GS	AB	R	H	2B	3B	HR	RBI	TB	SLG%	BB	HBP	SO	GDP	OB%	SF	SH	SB	ATT
35 DESICO, Frank	.378	10	10	45	4	17	0	0	0	5	17	.378	3	0	4	0	.417	0	1	1	1
26 DOYLE, Mick	.316	10	10	38	7	12	3	0	2	5	21	.553	0	1	7	0	.325	1	0	0	0
10 CONNOLLY, Ryan	.250	10	10	40	10	10	2	0	3	5	21	.525	3	5	18	0	.375	0	0	1	1
38 MARTIN, Casey	.238	10	10	42	4	10	2	0	1	6	15	.357	4	0	8	1	.304	0	0	0	0
17 BOOCKFORD, Billy	.200	10	9	35	5	7	2	0	1	3	12	.343	4	0	7	3	.282	0	0	1	1
12 ASHDOWN, Brayden	.200	9	9	35	3	7	1	0	2	5	14	.400	3	1	5	1	.275	1	0	0	0
5 MILLS, David	.114	10	10	35	4	4	0	0	0	4	4	.114	7	2	4	0	.289	1	1	0	0
4 HUDSON, Joe	.400	6	4	15	3	6	1	0	1	2	10	.667	2	0	5	0	.444	1	0	1	1
44 CASEY, David	.333	6	2	12	0	4	0	0	0	2	4	.333	2	0	3	0	.429	0	0	0	0
14 SCIOSCIA, Matt	.250	4	0	4	0	1	0	0	0	0	1	.250	0	0	2	0	.250	0	0	0	0
15 SHERRY, Greg	.240	9	7	25	4	6	0	0	0	2	6	.240	1	0	5	0	.269	0	0	0	0
28 MCCONNELL, Cam	.211	6	6	19	2	4	0	0	1	3	7	.368	2	0	3	1	.286	0	0	0	0
1 NORTON, Adam	.200	5	3	10	1	2	2	0	0	0	4	.400	0	0	4	1	.200	0	0	0	0
29 INTLEKOFER, Ryne	.000	4	0	1	0	0	0	0	0	0	0	.000	1	0	0	0	.500	0	0	0	0
2 ROBINSON, Alex	.000	2	0	1	0	0	0	0	0	0	0	.000	1	0	0	0	.500	0	0	0	0
30 HARFORD, Will	.000	1	0	1	0	0	0	0	0	0	0	.000	0	0	1	0	.000	0	0	0	0
41 WARRENDER, Bill	.000	1	0	0	0	0	0	0	0	0	0	.000	0	0	0	0	.000	0	0	0	0
Totals	.251	10	10	358	47	90	13	0	11	42	136	.380	33	9	76	7	.327	4	2	4	4
Opponents	.329	10	10	362	87	119	22	1	17	80	194	.536	40	9	57	7	.408	1	13	4	6

Last 15 Games

Player	AVG	GP	GS	AB	R	H	2B	3B	HR	RBI	TB	SLG%	BB	HBP	SO	GDP	OB%	SF	SH	SB	ATT
35 DESICO, Frank	.373	15	15	67	8	25	0	0	0	9	25	.373	4	0	5	0	.408	0	2	3	3
10 CONNOLLY, Ryan	.371	15	15	62	19	23	6	0	5	12	44	.710	4	6	22	0	.458	0	0	2	2
38 MARTIN, Casey	.295	15	15	61	7	18	3	0	2	11	27	.443	7	1	10	1	.377	0	0	0	0
12 ASHDOWN, Brayden	.264	14	14	53	5	14	2	0	2	5	22	.415	5	1	8	2	.333	1	1	0	0
26 DOYLE, Mick	.226	15	15	53	10	12	3	0	2	6	21	.396	5	1	13	1	.295	2	0	1	1
17 BOOCKFORD, Billy	.220	15	14	50	6	11	2	0	1	6	16	.320	5	0	11	3	.286	1	2	1	1
5 MILLS, David	.145	15	15	55	7	8	1	0	1	8	12	.218	9	2	6	0	.279	2	2	0	0
4 HUDSON, Joe	.421	7	5	19	5	8	1	0	1	2	12	.632	2	0	6	0	.455	1	0	1	1
44 CASEY, David	.357	8	2	14	0	5	0	0	0	3	5	.357	2	0	3	0	.438	0	0	0	0
15 SHERRY, Greg	.229	13	10	35	8	8	0	0	0	3	8	.229	2	0	8	0	.270	0	1	0	0
14 SCIOSCIA, Matt	.200	5	0	5	0	1	0	0	0	0	1	.200	0	0	2	0	.200	0	0	0	0
28 MCCONNELL, Cam	.161	10	10	31	2	5	0	0	1	4	8	.258	3	0	5	1	.235	0	2	0	0
1 NORTON, Adam	.133	7	5	15	1	2	2	0	0	0	4	.267	0	0	5	1	.133	0	1	0	0
30 HARFORD, Will	.000	1	0	1	0	0	0	0	0	0	0	.000	0	0	1	0	.000	0	0	0	0
2 ROBINSON, Alex	.000	3	0	1	0	0	0	0	0	0	0	.000	1	0	0	0	.500	0	0	0	0
29 INTLEKOFER, Ryne	.000	4	0	1	0	0	0	0	0	0	0	.000	1	0	0	0	.500	0	0	0	0
41 WARRENDER, Bill	.000	2	0	0	0	0	0	0	0	0	0	.000	0	0	0	0	.000	0	0	0	0
Totals	.268	15	15	523	78	140	20	0	15	69	205	.392	50	11	105	9	.340	7	11	8	8
Opponents	.292	15	15	524	99	153	30	1	17	90	236	.450	55	10	100	9	.368	3	14	12	17

Last 20 Games

Player	AVG	GP	GS	AB	R	H	2B	3B	HR	RBI	TB	SLG%	BB	HBP	SO	GDP	OB%	SF	SH	SB	ATT
35 DESICO, Frank	.345	20	20	84	10	29	0	0	0	11	29	.345	8	0	6	0	.402	0	2	3	3
10 CONNOLLY, Ryan	.341	20	20	82	22	28	6	1	5	14	51	.622	4	8	27	0	.426	0	0	3	3
38 MARTIN, Casey	.316	19	19	79	9	25	4	0	2	14	35	.443	7	1	12	1	.379	0	0	0	0
12 ASHDOWN, Brayden	.242	18	18	66	5	16	2	0	2	6	24	.364	6	1	13	2	.311	1	2	0	1
5 MILLS, David	.230	20	20	74	10	17	1	0	1	11	21	.284	10	2	6	0	.326	3	2	0	0
17 BOOCKFORD, Billy	.215	20	19	65	7	14	2	0	1	10	19	.292	10	0	14	3	.316	1	2	1	1
26 DOYLE, Mick	.214	20	20	70	12	15	4	0	2	6	25	.357	6	2	17	1	.288	2	1	1	3
14 SCIOSCIA, Matt	.375	7	0	8	0	3	0	0	0	0	3	.375	0	0	3	0	.375	0	0	0	0
4 HUDSON, Joe	.364	9	6	22	5	8	1	0	1	2	12	.545	2	0	6	0	.400	1	0	1	1
44 CASEY, David	.316	12	3	19	0	6	0	0	0	4	6	.316	4	0	3	1	.435	0	0	0	0
29 INTLEKOFER, Ryne	.250	5	1	4	1	1	0	0	0	0	1	.250	1	1	0	1	.500	0	0	0	0
15 SHERRY, Greg	.211	15	11	38	8	8	0	0	0	4	8	.211	2	0	8	1	.244	1	1	0	0
28 MCCONNELL, Cam	.159	14	14	44	4	7	1	0	1	4	11	.250	3	0	6	2	.213	0	2	0	0
1 NORTON, Adam	.143	11	9	28	3	4	3	0	0	1	7	.250	1	0	6	1	.172	0	1	0	0
2 ROBINSON, Alex	.000	6	0	2	0	0	0	0	0	0	0	.000	1	0	1	0	.333	0	0	0	1
13 PETZOLD, Herman	.000	1	0	2	0	0	0	0	0	0	0	.000	0	0	2	0	.000	0	0	0	0
20 MARKSON, Charlie	.000	1	0	2	0	0	0	0	0	0	0	.000	0	0	1	0	.000	0	0	0	0
8 GROSSO, Matt	.000	2	0	1	0	0	0	0	0	0	0	.000	0	0	0	0	.000	0	0	0	0
33 ADAMS, Ty	.000	1	0	1	0	0	0	0	0	0	0	.000	0	0	1	0	.000	0	0	0	0
30 HARFORD, Will	.000	2	0	1	0	0	0	0	0	0	0	.000	1	0	1	0	.500	0	0	0	0
41 WARRENDER, Bill	.000	2	0	0	0	0	0	0	0	0	0	.000	0	0	0	0	.000	0	0	0	0
Totals	.262	20	20	692	96	181	24	1	15	87	252	.364	66	15	133	13	.335	9	13	9	13
Opponents	.282	20	20	698	125	197	43	3	17	115	297	.426	73	13	135	11	.359	4	16	17	24

**2010 Notre Dame
Baseball Roster Information**

ALPHABETICAL			NUMERICAL								
No.	Name	Pos	No.	Name	Cl.	Pos.	B/T	Ht.	Wt.	D.O.B	Hometown/Previous School
33	Ty Adams	1B/OF	1	Adam Norton	FR	RHP/INF	R/R	6-1	175	11/29/90	Highland, IN (Andean)
12	Brayden Ashdown	OF	2	Alex Robinson*	SO	OF	B/R	6-0	170	1/25/90	Dallas, TX (First Baptist Academy)
17	Billy Boockford	OF/RHP	4	Joe Hudson	FR	C/INF	R/R	6-1	190	5/21/91	Odessa, FL (Tampa Jesuit)
44	David Casey	1B/OF	5	David Mills**	SR	OF/LHP	L/L	5-9	175	12/16/87	Battle Creek, MI (Lakeview)
11	Tommy Chase	INF	6	Brian Dupra** (C)	JR	RHP	R/R	6-3	200	12/15/88	Rochester, NY (Greece Athena)
10	Ryan Connolly	INF/OF	7	Dustin Ispas*	SO	LHP	L/L	6-1	190	2/10/90	Rancho Cucamonga, CA (Los Osos)
22	Evan Danieli	RHP	8	Matt Grosso*	SR	OF	L/L	5-10	175	6/22/88	Marlborough, CT (RHAM/Maine/UCConn)
35	Frank Desico	INF	10	Ryan Connolly** (C)	SR	INF/OF	R/R	5-11	190	5/3/87	Binghamton, NY (Binghamton)
26	Mick Doyle	INF	11	Tommy Chase*	SO	INF	R/R	5-10	165	10/28/89	Cohasset, MA (Boston College HS)
6	Brian Dupra	RHP	12	Brayden Ashdown****	SR	OF	R/R	6-2	180	4/14/88	Tucson, AZ (Catalina Foothills)
8	Matt Grosso	OF	13	Herman Petzold	SR	INF	R/R	5-8	175	9/7/88	Saint Clair Shores, MI (De LaSalle)
30	Will Harford	INF/C	14	Matt Scioscia**	JR	C/1B	R/R	6-1	240	9/20/88	Westlake Village, CA (Encino Crespi Carmelite)
45	Will Hudgins	RHP	15	Greg Sherry**	JR	INF	R/R	5-10	180	10/6/88	Mendham, NJ (Delbarton)
4	Joe Hudson	C/INF	16	Eric Maust***	SR	RHP	R/R	6-1	185	1/19/88	Alpharetta, GA (Blessed Trinity)
29	Ryne Intlekofer	INF	17	Billy Boockford****	SR	OF/RHP	R/R	6-1	195	6/6/87	Glen Ellyn, IL (Glenbard West)
7	Dustin Ispas	LHP	18	Steven Mazur**	SR	RHP	R/R	6-0	195	1/29/88	Round Rock, TX (Stony Point)
37	Cole Johnson	RHP	19	Todd Miller**	JR	RHP	R/R	6-3	200	8/22/88	Franklin, TN (Montgomery Bell Academy)
25	Matt Katich	C	20	Charlie Markson	FR	OF	R/R	6-2	180	2/6/91	Whitefish Bay, WI (Whitefish Bay)
20	Charlie Markson	OF	21	Joe Spano*	SO	LHP	L/L	5-11	165	10/27/89	Verona, NJ (Seton Hall Prep)
38	Casey Martin	1B	22	Evan Danieli**	JR	RHP	R/R	6-7	230	8/12/89	East Hanover, NJ (Seton Hall Prep)
16	Eric Maust	RHP	23	Ryan Richter*	SO	LHP	L/L	6-3	205	9/1/89	South Bend, IN (St. Joseph's)
18	Steven Mazur	RHP	24	Patrick Veerkamp	FR	RHP	R/R	6-2	180	8/18/90	Fort Wayne, IN (Homestead)
28	Cameron McConnell	C	25	Matt Katich	JR	C	R/R	6-2	225	3/17/89	New Castle, PA (Mohawk)
19	Todd Miller	RHP	26	Mick Doyle** (C)	JR	INF	R/R	6-1	200	2/11/89	LaGrange Park, IL (Benet Academy)
5	David Mills	OF/LHP	28	Cameron McConnell**	JR	C	R/R	6-1	205	2/18/89	Bannockburn, IL (Deerfield)
1	Adam Norton	RHP/INF	29	Ryne Intlekofer****	SR	INF	R/R	5-9	165	1/27/88	Moorpark, CA (Moorpark)
13	Herman Petzold	INF	30	Will Harford*	SR	INF/C	R/R	6-0	180	12/31/86	Chicago, IL (Kent School (CT))
23	Ryan Richter	LHP	33	Ty Adams	JR	1B/OF	R/R	6-6	225	1/20/88	Indianapolis, IN (Brebeuf Jesuit)
2	Alex Robinson	OF	34	Ryan Sharpley*	JR	RHP	R/R	6-4	210	9/15/89	Marshall, MI (Marshall)
52	Steve Sabatino	LHP	35	Frank Desico	FR	INF	R/R	5-10	185	12/31/90	Cleveland, OH (St. Ignatius)
14	Matt Scioscia	C/1B	37	Cole Johnson** (C)	JR	RHP	R/R	6-3	200	10/6/88	Hudson, OH (Hudson)
34	Ryan Sharpley	RHP	38	Casey Martin**	SR	1B	R/R	6-4	250	6/9/86	Chesterton, IN (Chesterton)
15	Greg Sherry	INF	41	Bill Warrender*	SR	OF	R/R	6-1	190	1/10/88	Collegeville, PA (LaSalle Collegiate)
21	Joe Spano	LHP	43	Joe Spizzirri	JR	LHP	L/L	6-2	185	3/17/88	San Juan Capistrano, CA (JSerra Catholic)
43	Joe Spizzirri	LHP	44	David Casey*	JR	1B/OF	L/L	6-4	240	2/16/89	Whitefish Bay, WI (Whitefish Bay)
24	Patrick Veerkamp	RHP	45	Will Hudgins*	SO	RHP	R/R	6-3	180	2/12/90	Richmond, VA (Douglas Freeman)
41	Bill Warrender	OF	52	Steve Sabatino*	SO	LHP	L/L	6-2	200	3/8/90	Lockport, IL (Lockport Township)

* – monograms won (C) – captains

Head Coach: #3 Dave Schrage (Creighton '83, 4th season at Notre Dame)

Associate Head Coach: #9 Scott Lawler (Simpson '00, 4th season)

Assistant Coach: #36 Dave Dangler (Western Oregon '72, 1st season)

Volunteer Assistant: #47 Graham Sikes (Liberty '02, 3rd season)

PRONUNCIATION GUIDE

Billy BOOK-furd	Eric MAHst (rhymes with cost)
Evan Duh-NELL-ee	Steven MAY-zer (rhymes with razor)
Frank Duh-SECKO	Herman PET-zold
Brian Do-PRAY	Ryan RICK-ter
Matt GRAH-so	Matt SO-shuh
Will HUH-gins	Dave SHRAG (rhymes with bag)
Ryan IN-till-coff-err	Joe Spuh-ZEER-ee
Dustin IS-pis	Patrick VEAR-camp
Matt KAY-titch	Bill WAR-enn-derr

Pitchers (17)

No.	Name	Yr.	B-T
1	Adam Norton	FR	R/R
5	David Mills	SR	L/L
6	Brian Dupra	JR	R/R
7	Dustin Ispas	SO	L/L
16	Eric Maust	SR	R/R
17	Billy Boockford	SR	R/R
18	Steven Mazur	SR	R/R
19	Todd Miller	JR	R/R
21	Joe Spano	SO	L/L
22	Evan Danieli	JR	R/R
23	Ryan Richter	SO	L/L
24	Patrick Veerkamp	FR	R/R
34	Ryan Sharpley	JR	R/R
37	Cole Johnson	JR	R/R
43	Joe Spizzirri	JR	L/L
45	Will Hudgins	SO	R/R
52	Steve Sabatino	SO	L/L

Infielders (12)

No.	Name	Yr.	B-T
1	Adam Norton	FR	R/R
4	Joe Hudson	FR	R/R
11	Tommy Chase	SO	R/R
13	Herman Petzold	SR	R/R
15	Greg Sherry	JR	R/R
26	Mick Doyle	JR	R/R
29	Ryne Intlekofer	SR	R/R
30	Will Harford	SR	R/R
33	Ty Adams	JR	R/R
35	Frank Desico	FR	R/R
38	Casey Martin	SR	R/R
44	David Casey	JR	L/L

Outfielders (9)

No.	Name	Yr.	B-T
2	Alex Robinson	SO	B/R
5	David Mills	SR	L/L
8	Matt Grosso	SR	L/L
10	Ryan Connolly	SR	R/R
12	Brayden Ashdown	SR	R/R
17	Billy Boockford	SR	R/R
20	Charlie Markson	FR	L/R
33	Ty Adams	JR	R/R
41	Bill Warrender	SR	R/R

Catchers (6)

No.	Name	Yr.	B-T
4	Joe Hudson	FR	R/R
10	Ryan Connolly	SR	R/R
14	Matt Scioscia	JR	R/R
25	Matt Katich	JR	R/R
28	Cameron McConnell	JR	R/R
30	Will Harford	SR	R/R



Brian Dupra

Right-Handed Pitcher
6-3 ▶ 200 ▶ Jr.
Rochester, New York (Greece Athena)

6
0

Serves as co-captain (along with Cole Johnson, Eric Maust and Mick Doyle) of the 2010 Irish team ... ranks fourth in Notre Dame career history for fewest walks per 9.0 innings pitched (minimum 60 IP) ... elite pitching prospect who saw his stock - and velocity - rise during senior season at Greece Athena High School ... gained immeasurable experience as a weekend starter for the Irish last season ... combines pinpoint command of all three of his pitches with tremendous pitching aptitude ... features heavy, low-90s fastball to go along with quality slider and changeup ... throws from 3/4 power arm slot, with clean arm action and fluid mechanics ... a poised competitor and true student of the game ... has a projectable 6-foot-3 frame, with boost to his strength over the past year ... carried a 3.187 cumulative GPA into the '10 spring semester.

2010 Pitching Game-by-Game

Date	Opp	GS	IP	H	R	ER	BB	SO	2B	3B	HR	WP	BK	HBP	Score	W-L	Sv	ERA
Feb 20	MVSU	*	4.1	4	3	3	1	3	1	0	0	0	0	1	8-3	0-0	0	6.23
Feb 27	Ohio State	*	3.2	8	8	6	2	1	3	1	0	0	0	0	2-10	0-1	0	10.12
Mar 7	Stetson	*	7.0	7	2	1	1	5	0	0	0	0	0	0	4-2	1-1	0	6.00
Mar 13	Gonzaga	*	7.0	6	3	2	0	8	2	0	0	0	0	0	6-3	2-1	0	4.91
Mar 20	MSU-2	*	6.1	4	4	3	4	4	0	0	0	0	0	1	4-7	2-1	0	4.76
Mar 26	USF	*	6.0	9	3	2	1	4	1	1	1	0	0	1	0-4	2-2	0	4.46
Apr 01	G'town	*	7.0	10	9	6	0	4	3	0	2	0	0	1	9-10	2-2	0	5.01
Apr 09	RUTGERS	*	4.0	8	6	5	3	3	0	0	1	1	0	0	9-8	2-2	0	5.56
Apr 16	Seton Hall	*	6.0	6	5	0	1	4	5	0	0	0	0	0	6-5	2-2	0	4.91
Apr 20	Michigan	*	1.0	0	0	0	0	1	0	0	0	0	0	0	2-3	2-2	0	4.82
Apr 23	CINCI	*	7.1	7	2	2	1	8	1	0	0	0	0	0	5-2	3-2	0	4.53
Apr 30	ST. JOHN'S	*	8.0	9	5	5	1	2	2	0	2	0	0	0	14-5	4-2	0	4.66
May 08	WVU-1	*	1.0	8	7	7	1	0	1	0	2	0	0	0	6-22	4-3	0	5.50
May 14	Villanova	*	5.1	11	9	9	3	3	0	0	1	0	0	2	5-12	4-4	0	6.20
Totals			13	74.0	97	66	51	19	50	19	2	9	1	0	80-96	4-4	0	6.20

CAREER

Record:	13-12, 6.41 ERA, 202.1 IP, 144 ER, 128 K
BIG EAST:	6-6, 6.57 ERA, 101.1 IP, 74 ER, 60 K
Non-Conference:	7-6, 5.72 ERA, 96 IP, 61 ER, 63 K
Home:	7-3, 4.79 ERA, 92.0 IP, 49 ER, 57 K
Road:	3-5, 7.54 ERA, 59.2 IP, 50 ER, 37 K
Neutral:	3-4, 7.94 ERA, 51.0 IP, 45 ER, 34 K
Day:	6-8, 7.20 ERA, 121.1 IP, 97 ER, 73 K
Night:	7-4, 5.22 ERA, 81.0 IP, 47 ER, 55 K
In February:	1-3, 9.13 ERA, 22.2 IP, 23 ER, 13 K
In March:	4-4, 4.68 ERA, 67.1 IP, 35 ER, 39 K
In April:	7-1, 4.38 ERA, 84.1 IP, 41 ER, 56 K
In May:	1-4, 9.64 ERA, 28.0 IP, 45 ER, 20 K
ND record in Dupra's Starts:	20-14-1
Last CG:	vs. West Virginia, April 18, 2009
Shortest Career Start:	1.0
at West Virginia-1, April 8, 2008 (1.0-8-7-1-0)

2010 SEASON

Record:	4-4, 6.20 ERA, 74.0 IP, 51 ER, 50 K
BIG EAST:	2-3, 7.25 ERA, 44.2 IP, 36 ER, 28 K
Non-Conference:	2-1, 4.60 ERA, 29.1 IP, 15 ER, 22 K
Home:	2-0, 5.26 ERA, 25.2 IP, 15 ER, 17 K
Road:	1-3, 6.75 ERA, 33.1 IP, 25 ER, 21 K
Neutral:	1-1, 6.60 ERA, 15.0 IP, 11 ER, 12 K
Day:	2-3, 6.99 ERA, 47.2 IP, 37 ER, 32 K
Night:	2-1, 4.78 ERA, 26.1 IP, 14 ER, 18 K
In February:	0-1, 10.12 ERA, 8.0 IP, 9 ER, 4 K
In March:	2-1, 2.73 ERA, 26.1 IP, 8 ER, 21 K
In April:	2-0, 4.86 ERA, 33.1 IP, 18 ER, 22 K
In May:	0-2, 22.74 ERA, 6.1 IP, 16 ER, 3 K
ND record in Dupra's Starts:	6-7
Last 3 Starts:	0-2
Quality Starts:	6
Sub 5.0-inning Starts:	4
Average innings Per Start:	5.2
SO/BB Ratio:	2.63
SO per 9.0 IP:	6.08
HR allowed:	9
HR allowed per 9.0 IP:	0.73

CAREER HIGHS

Innings pitched - Starter:	9.0 (2x)
last: vs. West Virginia, April 18, 2009 (game one)
Innings pitched - Reliever:	4.0 (2x)
last: at Pittsburgh, March 29, 2009
Strikeout High (2010):	8 (2x)
last: vs. Cincinnati, April 23, 2010
Strikeout High (career):	8 (2x)
last: vs. Cincinnati, April 23, 2010
Walk High (2010):	4
vs. Michigan State, March 20, 2010
Walk High (career):	4 (2x)
last: vs. Michigan State, March 20, 2010

2009 Pitching Game-by-Game

Date	Opp	S/R	W/L	IP	H	R-ER	BB-SO	
2.20	OSU	S	L	6.1	6	2-2	1-2	
2.28	Dayton	S	W	5.1	10	5-5	0-6	
3.7	Rice	S	L	3.0	7	7-7	1-2	
3.15	UTPA	S	W	7.0	8	4-4	4-4	
3.21	Seton Hall	S	L	6.2	9	7-3	3-3	
3.29	Pittsburgh	R	-	4.0	3	2-2	1-3	
4.4	Villanova-1	S	W	9.0	3	0-0	0-6	
4.11	Cinci-1	S	L	6.0	7	7-6	3-6	
4.18	WVU-1	S	W	9.0	11	6-6	1-3	
4.25	Louisville	S	W	7.1	12	5-5	1-2	
5.2	UConn	S	L	4.1	9	6-6	0-2	
5.9	USF	S	-	4.1	11	6-5	0-4	
5.15	St. John's	S	W	6.0	9	5-5	0-3	
5.22	St. John's	S	-	3.2	11	9-9	1-2	
Totals			13/1	6-5	82.0	116	71-65	16-48

2008 Pitching Game-by-Game


Date	Opp	S/R	W/L	IP	H	R-ER	BB-SO	
2.24	Albany	S	L	3.0	9	8-7	3-1	
3.2	St. Bona.	S	-	6.1	3	2-2	0-4	
3.9	Arizona	S	L	3.0	10	9-5	2-0	
3.17	CMU	S	-	5.0	6	2-2	0-1	
3.25	Ball St.	S	W	6.0	6	2-2	0-1	
4.8	Valpo	S	-	1.2	6	5-4	2-1	
4.15	Toledo	R	-	4.0	2	0-0	1-5	
4.22	Chi. St.	S	W	7.0	7	2-2	1-5	
4.29	MVSU	S	W	7.0	6	0-0	1-6	
5.12	WMU	S	L	2.0	5	5-4	0-3	
5.20	USF	R	-	1.1	0	0-0	0-3	
Totals			9/2	3-3	46.1	60	35-28	10-30

Dupra's Career Stats

Year	ERA	W	L	G	GS	CG	SHO	CBO	SV	IP	H	R	ER	BB	SO	2B	3B	HR	BF	B/Avg	WP	HBP	BK	SFA	SHA
2008	5.44	3	3	11	9	1	0	1	1	46.1	60	35	28	10	30	11	1	3	212	.316	4	5	0	2	5
2009	7.13	6	5	14	13	3	1	0	0	82.0	116	71	65	16	48	27	2	8	384	.334	6	9	1	3	9
2010	6.20	4	4	14	13	0	0	0	0	74.0	97	66	51	19	50	19	2	9	342	.314	1	6	0	1	7
TOTAL	6.41	13	12	39	35	4	1	1	1	202.1	273	172	144	45	128	57	5	20	938	.323	11	20	1	6	21

Dupra's Career BIG EAST Stats

Year	ERA	W	L	G	GS	CG	SHO	CBO	SV	IP	H	R	ER	BB	SO	2B	3B	HR	BF	B/Avg	WP	HBP	BK	SFA	SHA
2009	6.04	4	3	9	8	3	1	0	0	56.2	74	44	38	9	32	20	0	8	257	.316	6	5	0	2	7
2010	7.25	2	3	8	8	0	0	0	0	44.2	68	46	36	11	28	13	1	9	216	.345	1	4	0	1	3
TOTAL	6.57	6	6	17	16	3	1	0	0	101.1	142	90	74	20	60	33	1	17	473	.329	7	9	0	3	10



Steve Sabatino

Left-Handed Pitcher
6-2 ▶ 200 ▶ So.
Lockport, Illinois (Lockport Township)

52

One-year monogram winner ... another stellar pitching prospect ... one of the top left-handed pitchers entering college in 2009 ... can throw three pitches for strikes and fast ball touches the low-90s ... consistently sits between 86 and 88 mph ... has unlimited potential ... will compete for a spot in the weekend rotation as a sophomore ... might be the most improved player on the roster entering the season.

2010 Pitching Game-by-Game

Date	Opp	GS	IP	H	R	ER	BB	SO	2B	3B	HR	WP	BK	HBP	Score	W-L	Sv	ERA
Feb 21	MVSU	*	3.0	0	0	0	3	5	0	0	0	0	0	0	19-3	1-0	0	0.00
Feb 28	Penn State		4.0	2	2	1	3	4	0	0	1	0	0	0	9-8	1-0	0	1.29
Mar 6	Kansas St.	*	5.2	7	3	0	0	1	3	0	0	1	0	4	2-5	1-1	0	0.71
Mar 11	Bradley	*	6.1	10	6	6	1	6	4	0	0	0	0	0	10-6	1-1	0	3.32
Mar 20	MSU-1	*	5.0	5	9	2	4	4	2	0	0	0	0	0	0-13	1-2	0	3.38
Mar 27	USF-1	*	6.0	8	6	5	2	4	4	0	0	0	0	1	3-6	1-3	0	4.20
Apr 02	G'town	*	5.2	7	6	6	2	5	3	0	1	0	0	0	12-8	2-3	0	5.05
Apr 10	RUTGERS	*	2.2	8	8	8	4	4	1	0	2	1	0	1	5-25	2-4	0	6.57
Apr 17	Seton Hall	*	6.1	5	1	1	3	4	2	0	0	0	0	0	2-1	3-4	0	5.84
Apr 21	MICHIGAN	*	0.2	3	4	0	0	2	0	1	0	0	0	0	1-13	3-5	0	5.76
Apr 24	CINCI-1	*	5.2	2	1	1	7	7	0	0	0	0	0	0	4-5	3-5	0	5.29
May 01	ST. JOHN'S	*	2.1	5	6	4	1	0	1	0	2	0	0	0	1-8	3-6	0	5.74
May 08	WVU-2	*	6.0	9	6	6	1	2	2	0	2	0	0	0	5-6	3-7	0	6.07
May 15	Villanova	*	6.1	7	2	2	2	11	1	0	0	0	0	0	3-2	3-7	0	5.76
Totals			13	65.2	78	60	42	33	59	23	1	8	1	0	76-109	3-7	0	5.76

CAREER

Record:	6-7, 5.13 ERA, 98.1 IP, 56 ER, 84 K
BIG EAST:	2-4, 4.64 ERA, 44.0 IP, 34 ER, 38 K
Non-Conference:	4-3, 3.68 ERA, 51.1 IP, 21 ER, 43 K
Home:	2-4, 6.16 ERA, 38.0 IP, 26 ER, 29 K
Road:	2-2, 5.67 ERA, 33.1 IP, 21 ER, 27 K
Neutral:	2-1, 3.00 ERA, 27.0 IP, 9 ER, 28 K
Day:	4-5, 3.34 ERA, 70.0 IP, 39 ER, 68 K
Night:	2-2, 5.34 ERA, 28.2 IP, 17 ER, 26 K
In February:	1-0, 1.29 ERA, 7.0 IP, 1 ER, 9 K
In March:	1-3, 4.58 ERA, 37.1 IP, 19 ER, 28 K
In April:	3-2, 6.57 ERA, 26.0 IP, 19 ER, 26 K
In May:	1-2, 5.46 ERA, 28.0 IP, 17 ER, 21 K
ND record in Sabatino's Starts:	9-8
Last CG:	none
Shortest Career Start:	0.2
	vs. Michigan, April 21, 2010 (0.2-3-4-0-0-2)

2010 SEASON

Record:	3-7, 5.76 ERA, 65.2 IP, 42 ER, 59 K
BIG EAST:	2-4, 7.24 ERA, 41.0 IP, 33 ER, 37 K
Non-Conference:	1-3, 3.28 ERA, 24.2 IP, 9 ER, 22 K
Home:	0-4, 8.27 ERA, 16.1 IP, 15 ER, 17 K
Road:	2-2, 5.93 ERA, 30.1 IP, 20 ER, 26 K
Neutral:	1-1, 3.32 ERA, 19.0 IP, 7 ER, 16 K
Day:	3-5, 5.49 ERA, 59.0 IP, 36 ER, 55 K
Night:	0-1, 0.00 ERA, 0.2 IP, 0 ER, 2 K
In February:	1-0, 1.29 ERA, 7.0 IP, 1 ER, 9 K
In March:	0-3, 5.09 ERA, 23.0 IP, 13 ER, 15 K
In April:	2-2, 6.86 ERA, 21.0 IP, 16 ER, 22 K
In May:	0-2, 7.36 ERA, 14.2 IP, 12 ER, 13 K
ND record in Sabatino's Starts:	5-8
Last 3 Starts:	0-1
Quality Starts:	2
Sub 5.0-inning Starts:	4
Average innings Per Start:	4.74
SO/BB Ratio:	1.79
SO per 9.0 IP:	8.09
HR allowed:	8
HR allowed per 9.0 IP:	1.10

CAREER HIGHS

Innings pitched - Starter:	7.1
	vs. Western Michigan, May 11, 2009
Innings pitched - Reliever:	4.0
	vs. Penn State, February 28, 2010
Strikeout High (2010):	11
	at Villanova, May 15, 2010
Strikeout High (career):	11
	at Villanova, May 15, 2010
Walk High (2010):	7
	vs. Cincinnati, April 24, 2010
Walk High (career):	7
	vs. Cincinnati, April 24, 2010

2009 Pitching Game-by-Game

Date	Opp	S/R	W/L	IP	H	R-ER	BB-SO
3.11	Grambling	S	W	5.0	2	1-1	4-9
3.18	Valpo	S	-	5.1	3	2-2	3-4
3.25	Oakland	S	-	4.0	4	3-3	5-0
4.29	BGSU	S	W	5.0	4	3-3	3-4
5.11	WMU	S	W	7.1	8	3-3	1-4
5.16	St. John's	R	-	3.0	4	2-1	3-1
5.20	Louisville	R	-	3.0	4	2-1	2-3
Totals		5/2	3-0	32.2	29	16-14	21-25

Sabatino's Career Stats

Year	ERA	W	L	G	GS	CG	SHO	CBO	SV	IP	H	R	ER	BB	SO	2B	3B	HR	BF	B/Avg	WP	HBP	BK	SFA	SHA
2009	3.86	3	0	7	5	0	0	0	0	32.2	29	16	14	21	25	5	1	1	148	.254	5	4	0	5	4
2010	5.76	3	7	14	13	0	0	0	0	65.2	78	60	42	33	59	23	1	8	318	.288	1	6	0	0	8
TOTAL	5.13	6	7	21	18	0	0	0	0	98.1	107	76	56	54	84	28	2	9	466	.278	6	10	0	5	12

Sabatino's Career BIG EAST Stats

Year	ERA	W	L	G	GS	CG	SHO	CBO	SV	IP	H	R	ER	BB	SO	2B	3B	HR	BF	B/Avg	WP	HBP	BK	SFA	SHA
2009	3.00	0	0	1	0	0	0	0	0	3.0	4	2	1	3	1	1	0	0	16	.364	0	0	0	1	1
2010	7.24	2	4	8	8	0	0	0	0	41.0	51	36	33	22	37	14	0	7	197	.304	1	2	0	0	5
TOTAL	6.95	2	4	9	8	0	0	0	0	44.0	55	38	34	25	38	15	0	7	213	.307	1	2	0	1	6



Eric Maust

Right-Handed Pitcher
6-1 ▶ 185 ▶ Sr.
Alpharetta, Georgia (Blessed Trinity)

Three-year monogram winner ... two-sport talent who impressively has met the challenge of playing football and baseball at Notre Dame on a high level ... a tremendous athlete who also played center field and was a football quarterback during his high school years ... has served as Notre Dame's third starter each of the last two seasons ... known for his pitching savvy and effectiveness in locating three pitches for strikes, with high-80s fastball and solid changeup ... has a good feel for his delivery and knows how to "will" outs by aggressively attacking the hitters ... does good job controlling running game and fielding his position ... has competitive presence and strong leadership.

16

2010 Pitching Game-by-Game

Date	Opp	GS	IP	H	R	ER	BB	SO	2B	3B	HR	WP	BK	HBP	Score	W-L	Sv	ERA
Feb 21	MVSU		3.0	1	0	0	0	1	1	0	0	0	0	1	19-3	0-0	0	0.00
Feb 28	Penn State	*	4.0	4	5	3	2	1	1	0	0	0	0	0	9-8	0-0	0	3.86
Mar 9	TX-Pan Am	*	4.0	6	5	5	3	3	1	0	0	0	0	0	7-9	0-0	0	6.55
Mar 14	Pacific	*	6.1	9	2	2	2	3	1	0	0	0	0	1	2-3	0-0	0	5.19
Mar 21	MSU	*	6.0	7	3	2	1	3	1	0	0	0	0	0	0-3	0-1	0	4.63
Mar 27	USF-2	*	1.2	6	7	5	1	2	0	0	0	0	2	0	2-10	0-2	0	6.12
Apr 03	G'town	*	1.1	4	6	4	2	1	2	0	0	2	0	0	7-11	0-3	0	7.18
Apr 11	RUTGERS	*	8.0	12	5	5	0	2	3	0	0	0	0	1	6-8	0-3	0	6.82
Apr 18	Seton Hall	*	6.0	8	4	4	2	1	0	1	0	1	0	1	7-4	0-3	0	6.69
Apr 21	MICHIGAN		0.2	2	2	2	1	0	0	0	0	0	0	0	1-13	0-3	0	7.02
Apr 24	CINCI-2	*	5.0	4	0	0	1	6	2	0	0	0	0	1	5-4	0-3	0	6.26
May 02	ST. JOHN'S	*	4.0	8	5	4	1	0	2	0	0	0	0	0	4-9	0-4	0	6.35
May 09	WVU	*	6.1	9	4	4	2	5	2	0	2	1	0	0	3-10	0-5	0	6.28
May 16	Villanova	*	5.2	3	1	1	3	4	0	0	0	0	0	0	4-1	1-5	0	5.86
Totals			12	63.0	84	49	41	21	33	16	1	2	5	2	84-97	1-5	0	5.86

CAREER

Record:	15-11, 4.83 ERA, 262.2 IP, 141 ER, 137 K
BIG EAST:	10-8, 4.99 ERA, 155.0 IP, 86 ER, 80 K
Non-Conference:	4-2, 3.87 ERA, 93.0 IP, 40 ER, 51 K
Home:	6-4, 3.58 ERA, 110.2 IP, 44 ER, 56 K
Road:	6-5, 6.32 ERA, 74.0 IP, 52 ER, 41 K
Neutral:	3-2, 5.26 ERA, 77.0 IP, 45 ER, 36 K
Day:	12-8, 4.82 ERA, 205.1 IP, 110 ER, 100 K
Night:	3-3, 4.95 ERA, 56.1 IP, 31 ER, 36 K
In February:	0-0, 4.74 ERA, 19.0 IP, 10 ER, 8 K
In March:	5-5, 5.02 ERA, 84.1 IP, 47 ER, 50 K
In April:	7-1, 3.96 ERA, 88.2 IP, 39 ER, 46 K
In May:	3-5, 5.88 ERA, 69.2 IP, 45 ER, 32 K
ND record in Maust's Starts:	21-18
Last CG:	vs. West Virginia, April 18, 2009
Shortest Career Start:	1.1
	at Georgetown, April 3, 2010 (1.1-4-6-4-2-1)

2010 SEASON

Record:	1-5, 5.86 ERA, 63.0 IP, 41 ER, 33 K
BIG EAST:	1-4, 6.39 ERA, 38.0 IP, 27 ER, 21 K
Non-Conference:	0-1, 5.25 ERA, 25.0 IP, 14 ER, 12 K
Home:	0-2, 4.94 ERA, 23.2 IP, 13 ER, 11 K
Road:	1-3, 8.28 ERA, 25.0 IP, 23 ER, 16 K
Neutral:	0-0, 3.14 ERA, 14.1 IP, 5 ER, 6 K
Day:	1-4, 5.15 ERA, 50.2 IP, 29 ER, 21 K
Night:	0-1, 8.76 ERA, 12.1 IP, 12 ER, 12 K
In February:	0-0, 3.86 ERA, 7.0 IP, 3 ER, 2 K
In March:	0-2, 7.00 ERA, 18.0 IP, 14 ER, 11 K
In April:	0-1, 6.14 ERA, 22.0 IP, 15 ER, 11 K
In May:	1-2, 5.06 ERA, 16.0 IP, 9 ER, 9 K
ND record in Maust's Starts:	4-8
Last 3 Starts:	1-2
Quality Starts:	2
Sub 5.0-inning Starts:	5
Average innings Per Start:	4.94
SO/BB Ratio:	1.57
SO per 9.0 IP:	4.71
HR allowed:	2
HR allowed per 9.0 IP:	0.29

CAREER HIGHS

Innings pitched - Starter:	9.0
	vs. West Virginia, April 18, 2009 (game two)
Innings pitched - Reliever:	6.0
	vs. Franklin College, May 2, 2007
Strikeout High (2010):	6
	vs. Cincinnati, April 24, 2010
Strikeout High (career):	6 (3x)
	last: vs. Cincinnati, April 24, 2010
Walk High (2010):	3 (2x)
	last: at Villanova, May 16, 2010
Walk High (career):	5 (5x)
	at Cincinnati, April 11, 2009 (game two)

2009 Pitching Game-by-Game

Date	Opp	S/R	W/L	IP	H	R-ER	BB-SO
2.21	Illinois	S	-	5.0	4	6-3	3-1
3.1	Creighton	S	-	5.1	8	2-2	0-1
3.8	Wash. St.	S	W	7.0	4	3-2	3-1
3.15	UTPA	S	W	7.0	6	2-2	3-2
3.22	Seton Hall	S	L	4.1	9	5-4	2-3
3.29	Pitt	S	L	4.0	14	12-11	1-2
4.4	Villanova-2	S	W	8.1	6	3-3	4-1
4.11	Cinci-2	S	W	7.1	6	2-2	4-4
4.18	WVU-2	S	W	9.0	5	0-0	1-2
4.26	Louisville	S	-	2.0	6	5-5	1-1
5.3	UConn	S	-	8.0	9	2-2	2-2
5.10	USF	S	-	7.1	14	5-4	0-4
5.16	St. John's	S	L	3.0	7	4-3	3-0
5.23	Louisville	S	W	8.0	6	5-4	1-2
Totals		14/0	6-3	85.2	104	56-47	28-26

4.6	Rutgers	S	W	8.0	7	2-1	0-4
4.13	Villanova	S	W	7.0	3	0-0	4-3
4.20	WVU	S	W	7.0	7	4-4	0-6
4.27	St. John's	S	W	7.2	7	4-4	4-4
5.4	UConn	S	W	8.2	8	3-3	2-4
5.13	Michigan	S	L	1.2	9	7-7	1-1
5.20	USF	S	L	4.1	11	8-7	3-3
Totals		10/4	6-3	69.2	75	37-35	23-46

2007 Pitching Game-by-Game

Date	Opp	S/R	W/L	IP	H	R-ER	BB-SO
2.17	PV A&M	R	-	4.0	3	2-2	0-2
2.23	UNCW	R	-	0.2	4	4-2	2-0
3.10	Sac. Heart	R	-	2.0	2	0-0	0-2
3.14	Dayton	R	-	2.0	1	0-0	0-1
3.20	Cleve. St.	S	W	5.0	6	2-1	0-3
3.25	USF	R	-	0.2	3	2-2	0-1
3.28	Chic. St.	S	W	6.0	4	0-0	0-5
4.3	Oakland	R	-	2.0	3	0-0	0-3
4.15	Georgetown	R	-	4.0	5	1-0	1-4
4.22	WVU	S	-	4.2	8	7-5	2-2
4.29	Rutgers	R	-	0.2	1	0-0	1-2
5.2	Franklin	R	-	6.0	4	0-0	0-3
5.13	Louisville	R	-	1.1	2	1-1	0-1
5.17	UConn	R	-	4.0	4	1-1	0-3
5.22	Rutgers	R	-	1.1	8	4-4	1-0
Totals		3/12	2-0	44.1	58	24-18	7-32

Maust's Career Stats

Year	ERA	W	L	G	GS	CG	SHO	CBO	SV	IP	H	R	ER	BB	SO	2B	3B	HR	BF	B/Avg	WP	HBP	BK	SFA	SHA
2007	3.65	2	0	15	3	0	0	0	1	44.1	58	24	18	7	32	15	0	0	203	.307	3	5	1	2	0
2008	4.52	6	3	14	10	0	0	2	0	69.2	75	37	35	23	46	10	0	6	301	.278	2	6	0	0	2
2009	4.94	6	3	14	14	2	1	0	0	85.2	104	56	47	28	26	18	3	6	389	.295	3	5	1	2	1
2010	5.86	1	5	15	12	0	0	0	0	63.0	84	49	41	21	33	16	1	2	289	.326	5	5	2	2	3
TOTAL	4.83	15	11	58	39	2	1	2	1	262.2	321	166	141	79	137	59	4	14	1182	.300	13	21	4	6	6

Maust's Career BIG EAST Stats

Year	ERA	W	L	G	GS	CG	SHO	CBO	SV	IP	H	R	ER	BB	SO	2B	3B	HR	BF	B/Avg	WP	HBP	BK	SFA	SHA
2007	5.28	0	0	6	1	0	0	0	1	15.1	23	12	9	4	13	6	0	0	75	.338	2	1	0	2	0
2008	2.98	6	1	7	7	0	0	2	0	48.1	39	17	16	16	27	7	0	3	195	.223	1	3	0	0	1
2009	5.74	3	3	9	9	1	1	0	0	53.1	76	38	34	18	19	14	0	3	254	.329	3	3	1	2	0
2010	6.39	1	4	8	8	0	0	0	0	38.0	54	32	27	12	21	11	1	2	174	.344	4	3	2	0	2
TOTAL	4.99	10	8	30	25	1	1	2	1	155.0	192	99	86	50	80	38	1	8	698	.304	10	10	3	4	3

Bullpen Notes

Left-Handed Relievers

David Mills, Sr.
Joe Spano, So.
Ryan Richter, So.
Dustin Ispas, So.
Joe Spizzirri, Jr.

Right-Handed Relievers

Will Hudgins, So.
Steven Mazur, Sr.
Todd Miller, Jr.
Billy Boockford, Sr.
Ryan Sharpley, Jr.
Adam Norton, Fr.
Patrick Veerkamp, Fr.

Relief Appearances:..... 142
Holds:..... 15
Saves/Save Opportunities:..... 10/17
Batting Avg. Against:..... .271
Inherited Runners/Scored:..... 111/41
First Batter Retired/Faced:..... 102/148
K/BB Ratio:..... 1.65



Billy Boockford

Right-Handed Pitcher
6-1 ▶ 195 ▶ Sr.
Glen Ellyn, Illinois (Glenbard West)

17

Served as a key member of the 2008 offense after returning from knee surgery that held him out for most of 2007 season ... can hit for average and power, with good base-running skills for his size ... also displays versatility to be an adept bunter when called upon ... top-scholastic pitching prospect that gives Irish an additional right-handed pitcher out of the bullpen

Boockford's Career Stats

Year	ERA	W	L	G	GS	CG	SHO	CBO	SV	IP	H	R	ER	BB	SO	2B	3B	HR	BF	B/Avg	WP	HBP	BK	SFA	SHA
2009	0.00	0	0	1	0	0	0	0	0	1.0	0	0	0	0	0	0	0	0	3	.000	0	0	0	0	0
2010	7.62	1	0	8	0	0	0	0	0	13.0	15	12	11	11	6	6	0	2	63	.313	1	2	0	1	1
TOTAL	7.07	1	0	9	0	0	0	0	0	14.0	15	12	11	11	6	6	0	2	66	.294	1	2	0	1	1

Boockford's Career BIG EAST Stats

Year	ERA	W	L	G	GS	CG	SHO	CBO	SV	IP	H	R	ER	BB	SO	2B	3B	HR	BF	B/Avg	WP	HBP	BK	SFA	SHA
2009	0.00	0	0	1	0	0	0	0	0	1.0	0	0	0	0	0	0	0	0	3	.000	0	0	0	0	0
2010	14.73	0	0	3	0	0	0	0	0	3.2	8	6	6	3	1	3	0	1	20	.500	0	1	0	0	0
TOTAL	11.570	0	4	0	0	0	0	0	0	4.2	8	6	6	3	1	3	0	1	23	.421	0	1	0	0	0

Holds:..... 0
Saves/Save Opportunities:..... 0/0
Inherited Runners/Scored:..... 5/1
First Batter Retired/Faced:..... 6/8

CAREER HIGHS (BULLPEN ONLY)

Innings Pitched:..... 3.1, vs. Harvard, 3.6.10
Hits:..... 4 (2x), last: vs. Rutgers, 4.10.10
Runs:..... 3 (3x), last: vs. Rutgers, 4.10.10
Earned Runs:..... 3 (3x), last: vs. Rutgers, 4.10.10
Strikeouts:..... 2, vs. Illinois, 2.26.10
Walks:..... 3, at UTPA, 3.10.10

SEASON HIGHS (BULLPEN ONLY)

Innings Pitched:..... 3.1, vs. Harvard, 3.6
Hits:..... 4 (2x), last: vs. Rutgers, 4.10
Runs:..... 3 (3x), last: vs. Rutgers, 4.10
Earned Runs:..... 3 (3x), last: vs. Rutgers, 4.10
Strikeouts:..... 2, vs. Illinois, 2.26
Walks:..... 3, at UTPA, 3.10



Will Hudgins

Right-Handed Pitcher
6-3 ▶ 180 ▶ So.
Richmond, Virginia (Douglas Freeman)

45

Definitely gives the Irish pitching staff an unusual twist ... uses tremendous deception due in large part to a 3/4 arm slot ... gives his pitches all sorts of movement ... has a frame that can easily gain weight which will allow significant improvements in velocity.

Hudgins' Career Stats

Year	ERA	W	L	G	GS	CG	SHO	CBO	SV	IP	H	R	ER	BB	SO	2B	3B	HR	BF	B/Avg	WP	HBP	BK	SFA	SHA
2009	3.65	2	0	19	0	0	0	0	3	24.2	23	10	10	13	9	3	0	1	108	.256	1	3	0	0	2
2010	5.01	4	1	23	0	0	0	0	0	32.1	29	20	18	13	22	7	1	2	148	.240	5	9	1	2	3
TOTAL	4.42	6	1	42	0	0	0	0	3	57.0	52	30	28	26	31	10	1	3	256	.246	6	12	1	2	5

Hudgins' Career BIG EAST Stats

Year	ERA	W	L	G	GS	CG	SHO	CBO	SV	IP	H	R	ER	BB	SO	2B	3B	HR	BF	B/Avg	WP	HBP	BK	SFA	SHA
2009	6.35	0	0	10	0	0	0	0	2	11.1	10	8	8	9	6	2	0	1	52	.250	1	2	0	0	1
2010	6.28	2	1	12	0	0	0	0	0	14.1	16	12	10	7	9	4	1	1	70	.271	2	2	0	0	2
TOTAL	6.31	2	1	22	0	0	0	0	2	25.2	26	20	18	16	15	6	1	2	122	.263	3	4	0	0	3

Holds:..... 4
Saves/Save Opportunities:..... 0/2
Inherited Runners/Scored:..... 17/2
First Batter Retired/Faced:..... 16/23

CAREER HIGHS (BULLPEN ONLY)

Innings Pitched:..... 4.1, vs. Chicago State, 4.13.10
Hits:..... 4 (2x), last: vs. St. John's, 5.2.10
Runs:..... 4, at Pittsburgh, 3.28.09
Earned Runs:..... 4, at Pittsburgh, 3.28.09
Strikeouts:..... 4 (2x), last: at Villanova, 5.16.10
Walks:..... 3, vs. St. John's, 5.2.10

SEASON HIGHS (BULLPEN ONLY)

Innings Pitched:..... 4.1, vs. Chicago State, 4.13
Hits:..... 4 (2x), last: vs. St. John's, 5.2
Runs:..... 3, vs. MSU-1, 3.20
Earned Runs:..... 3, vs. MSU-1, 3.20
Strikeouts:..... 4 (2x), last: at Villanova, 5.16
Walks:..... 3, vs. St. John's, 5.2



Dustin Ispas

Left-Handed Pitcher

6-1 ▶ 190 ▶ So.

Rancho Cucamonga, California (Los Osos)

Entered college as one of the top left-handed pitching prospects in the country ... possesses a live fast ball that will touch 92 mph ... has a tremendous slider that may allow him to compete for a spot in the rotation (most likely mid-week) ... tremendous athletic ability runs a 6.6 60-yard dash ... one of the nation's top-ranked baseball players in the SPARQ fitness test ... may be sidelined for a couple weeks to open the season.

Ispas' Career Stats

Year	ERA	W	L	G	GS	CG	SHO	CBO	SV	IP	H	R	ER	BB	SO	2B	3B	HR	BF	B/Avg	WP	HBP	BK	SFA	SHA
2009	6.63	0	1	7	4	0	0	0	0	19.0	24	25	14	14	14	7	0	1	98	.300	2	2	1	0	2
2010	0.00	0	0	1	0	0	0	0	0	1.1	1	4	0	3	1	0	0	0	8	.200	0	0	0	0	0
TOTAL	6.20	0	1	8	4	0	0	0	0	20.1	25	29	14	17	15	7	0	1	106	.294	2	2	1	0	2

Ispas' Career BIG EAST Stats

Year	ERA	W	L	G	GS	CG	SHO	CBO	SV	IP	H	R	ER	BB	SO	2B	3B	HR	BF	B/Avg	WP	HBP	BK	SFA	SHA
2009	15.75	0	1	2	1	0	0	0	0	4.0	9	11	7	4	2	3	0	0	28	.429	1	2	1	0	1
TOTAL	15.750	1	2	1	0	0	0	0	0	4.0	9	11	7	4	2	3	0	0	28	.429	1	2	1	0	1

7


Holds:	0
Saves/Save Opportunities:	0/0
Inherited Runners/Scored:	1/0
First Batter Retired/Faced:	1/1

CAREER HIGHS (BULLPEN ONLY)

Innings Pitched:	1.2, vs. WVU, 4.17.09
Hits:	3, vs. WVU, 4.17.09
Runs:	6, vs. WVU, 4.17.09
Earned Runs:	2, vs. WVU, 4.17.09
Strikeouts:	1 (2x), last: vs. UIC, 3.24.10
Walks:	3 (2x), vs. last: vs. UIC, 3.24.10

SEASON HIGHS (BULLPEN ONLY)

Innings Pitched:	1.1, vs. UIC, 3.24
Hits:	1, vs. UIC, 3.24
Runs:	4, vs. UIC, 3.24
Earned Runs:	None
Strikeouts:	1, vs. UIC, 3.24
Walks:	3, vs. UIC, 3.24



Cole Johnson

Right-Handed Pitcher

6-3 ▶ 200 ▶ Jr.

Hudson, Ohio (Hudson)

Two-year monogram winner will serve as co-captain of the 2010 Irish team ... recruited walk-on who gained immeasurable experience last season as Notre Dame's top starter ... first impressed the Irish coaches at the 2006 ND baseball fall camp, due to his prototypical pitcher's body (6-3, 200) and arm movement ... a very competitive and confident pitcher who has made quick transition to staff's philosophy of "willing" outs and challenging hitters ... throws a low-90s fastball and a tight slider, with deceptive quickness and movement ... named all-BIG EAST first team this pre-season by the league coaches ... carried a 3.676 cumulative GPA into the '10 spring semester.

Johnson's Career Stats

Year	ERA	W	L	G	GS	CG	SHO	CBO	SV	IP	H	R	ER	BB	SO	2B	3B	HR	BF	B/Avg	WP	HBP	BK	SFA	SHA
2008	5.30	2	2	12	2	0	0	1	0	35.2	46	22	21	8	28	9	1	6	157	.322	1	2	1	1	3
2009	4.47	7	3	15	14	2	0	0	0	94.2	87	53	47	36	64	17	3	5	416	.249	3	16	1	5	10
2010	6.98	3	3	9	5	0	0	1	0	29.2	42	26	23	11	18	10	1	1	139	.341	1	2	1	0	3
TOTAL	5.12	12	8	36	21	2	0	2	0	160.0	175	101	91	55	110	36	5	12	712	.285	5	20	3	6	16

Johnson's Career BIG EAST Stats

Year	ERA	W	L	G	GS	CG	SHO	CBO	SV	IP	H	R	ER	BB	SO	2B	3B	HR	BF	B/Avg	WP	HBP	BK	SFA	SHA
2008	4.70	1	1	6	1	0	0	0	0	23.0	29	12	12	8	15	4	0	4	101	.326	1	1	1	0	3
2009	4.88	5	2	9	9	2	0	0	0	66.1	69	41	36	21	42	14	2	3	296	.273	2	11	0	4	7
2010	2.16	1	0	3	0	0	0	0	0	8.1	6	2	2	3	5	2	0	0	31	.222	0	0	0	0	1
TOTAL	4.61	7	3	18	10	2	0	0	0	97.2	104	55	50	32	62	20	2	7	428	.282	3	12	1	4	11

37

Holds:	0
Saves/Save Opportunities:	0/1
Inherited Runners/Scored:	4/3
First Batter Retired/Faced:	6/9

CAREER HIGHS (BULLPEN ONLY)

Innings Pitched:	5.1, vs. Cincinnati, 3.30.08
Hits:	8, vs. Maine, 3.4.08
Runs:	6, vs. Maine, 3.4.08
Earned Runs:	6, vs. Maine, 3.4.08
Strikeouts:	3 (3x), last: vs. MVSU, 4.29.08
Walks:	3, vs. Rutgers, 4.5.08

SEASON HIGHS (BULLPEN ONLY)

Innings Pitched:	2.2, vs. St. John's, 5.1
Hits:	3, vs. St. John's, 5.1
Runs:	2, vs. St. John's, 5.1
Earned Runs:	2, vs. St. John's, 5.1
Strikeouts:	2, at Villanova, 5.15
Walks:	2, vs. St. John's, 5.1



Steven Mazur

Right-Handed Pitcher

6-0 ▶ 195 ▶ Sr.

Round Rock, Texas (Stony Point)

Looking to rebound from disappointing junior campaign ... hopes to build off encouraging '09 fall season, when he became more of a "north-south" pitcher while shortening his arm circle, with better leverage and a sharper slider ... a strike thrower who again will be focusing on repetition of mid-'80s fastball and slider ... will handle setup role and pitch at back-end of bullpen.

Mazur's Career Stats

Year	ERA	W	L	G	GS	CG	SHO	CBO	SV	IP	H	R	ER	BB	SO	2B	3B	HR	BF	B/Avg	WP	HBP	BK	SFA	SHA
2007	18.00	0	0	3	0	0	0	0	0	2.0	5	6	4	2	1	3	0	1	14	.417	0	0	0	0	0
2008	4.18	1	0	20	0	0	0	1	0	23.2	18	13	11	6	25	4	0	1	100	.212	1	4	1	1	4
2009	10.07	2	2	18	0	0	0	0	2	22.1	35	28	25	7	22	11	0	3	106	.372	1	0	0	1	4
2010	3.86	1	1	20	0	0	0	1	7	25.2	20	12	11	10	29	2	0	1	109	.217	1	3	0	2	2
TOTAL	6.23	4	3	61	0	0	0	2	9	73.2	78	59	51	25	77	20	0	6	329	.276	3	7	1	4	10

Mazur's Career BIG EAST Stats

Year	ERA	W	L	G	GS	CG	SHO	CBO	SV	IP	H	R	ER	BB	SO	2B	3B	HR	BF	B/Avg	WP	HBP	BK	SFA	SHA
2008	6.75	0	0	6	0	0	0	0	0	6.2	7	6	5	2	10	2	0	1	31	.280	0	1	0	0	3
2009	10.80	0	1	5	0	0	0	0	0	5.0	9	9	6	3	3	3	0	1	26	.391	0	0	0	0	0
2010	5.40	1	1	11	0	0	0	0	4	11.2	11	7	7	6	12	2	0	0	53	.262	0	3	0	1	1
TOTAL	6.94	1	2	22	0	0	0	0	4	23.1	27	22	18	11	25	7	0	2	110	.300	0	4	0	1	4

18

Holds:	0
Saves/Save Opportunities:	7/10
Inherited Runners/Scored:	20/8
First Batter Retired/Faced:	15/19

CAREER HIGHS (BULLPEN ONLY)

Innings Pitched:	2.2 (2x), last: vs. MSU-2, 3.20.10
Hits:	6 (2x), last: vs. UIC, 4.28.09
Runs:	6, at Pittsburgh, 3.28.09
Earned Runs:	5, vs. UIC, 4.28.09
Strikeouts:	4 (2x), last: at Seton Hall, 4.16.10
Walks:	3, MSU-2, 3.20.10

SEASON HIGHS (BULLPEN ONLY)

Innings Pitched:	2.2, vs. MSU-2, 3.20
Hits:	3 (3x), last: at West Virginia, 5.9
Runs:	4, at West Virginia, 5.9
Earned Runs:	4, at West Virginia, 5.9
Strikeouts:	4, at Seton Hall, 4.16
Walks:	3, vs. MSU-2, 3.20



Todd Miller

Right-Handed Pitcher
6-3 ▶ 200 ▶ Jr.
Franklin, Tennessee (Montgomery Bell Academy)

Highly competitive pitcher who pounds the zone with strikes ... features a moving fastball and tricky slider ... change-up might be best pitch ... versatile pitcher that can help pitching staff in numerous roles ... has worked as a starter, short reliever, long reliever or even closer over the last two years ... will fill similar role again this spring ... carried a 3.296 cumulative GPA into the '10 spring semester.

19

Miller's Career Stats

Year	ERA	W	L	G	GS	CG	SHO	CBO	SV	IP	H	R	ER	BB	SO	2B	3B	HR	BF	B/Avg	WP	HBP	BK	SFA	SHA
2008	2.45	0	1	9	0	0	0	1	0	18.1	11	5	5	4	13	0	0	1	70	.177	0	2	0	0	2
2009	5.40	1	2	19	1	0	0	0	5	36.2	46	22	22	8	21	8	2	7	166	.309	1	4	0	2	3
2010	1.59	2	0	8	1	0	0	0	1	11.1	8	2	2	5	7	0	0	1	45	.205	1	1	0	0	0
TOTAL	3.93	3	3	36	2	0	0	1	6	66.1	65	29	29	17	41	8	2	9	281	.260	2	7	0	2	5

Miller's Career BIG EAST Stats

Year	ERA	W	L	G	GS	CG	SHO	CBO	SV	IP	H	R	ER	BB	SO	2B	3B	HR	BF	B/Avg	WP	HBP	BK	SFA	SHA
2008	3.86	0	1	5	0	0	0	1	0	9.1	9	4	4	2	7	0	0	0	40	.265	0	2	0	0	2
2009	6.75	0	0	5	0	0	0	0	1	8.0	14	6	6	0	7	3	1	1	38	.368	0	0	0	0	0
2010	0.00	0	0	2	0	0	0	0	0	2.1	1	0	0	0	1	0	0	0	9	.125	0	1	0	0	0
TOTAL	4.58	0	1	12	0	0	0	1	1	19.2	24	10	10	2	15	3	1	1	87	.300	0	3	0	0	2



David Mills

Left-Handed Pitcher
5-9 ▶ 175 ▶ Sr.
Battle Creek, Michigan (Lakeview)

Speedy two-way player, as corner outfielder and left-handed relief specialist ... solid left-handed hitter, with quick stroke to all fields ... line-drive hitter that proved he can drive the ball from gap-to-gap ... on the mound, has good deception while attacking the zone with solid slider, tough breaking ball and low-to-mid 80s, two-seam fast ball


5

Mills' Career Stats

Year	ERA	W	L	G	GS	CG	SHO	CBO	SV	IP	H	R	ER	BB	SO	2B	3B	HR	BF	B/Avg	WP	HBP	BK	SFA	SHA
2007	8.53	0	0	7	0	0	0	0	0	6.1	10	6	6	4	2	1	1	2	33	.345	0	0	0	0	0
2008	6.23	1	0	11	0	0	0	0	0	4.1	9	3	3	2	5	3	1	0	24	.450	0	0	0	2	0
2009	4.55	2	1	15	0	0	0	0	1	27.2	32	16	14	4	18	6	2	3	119	.296	0	2	1	2	3
2010	3.26	1	1	20	1	0	0	0	2	30.1	31	14	11	3	19	6	0	4	127	.265	1	2	0	1	4
TOTAL	4.46	4	2	53	1	0	0	0	3	68.2	82	39	34	13	44	16	4	9	303	.299	1	4	1	5	7

Mills' Career BIG EAST Stats

Year	ERA	W	L	G	GS	CG	SHO	CBO	SV	IP	H	R	ER	BB	SO	2B	3B	HR	BF	B/Avg	WP	HBP	BK	SFA	SHA
2007	9.90	0	0	2	0	0	0	0	0	0.1	3	4	4	3	1	0	1	0	7	.750	0	0	0	0	0
2008	6.75	1	0	6	0	0	0	0	0	1.1	3	1	1	1	3	1	0	0	8	.429	0	0	0	0	0
2009	7.50	0	1	6	0	0	0	0	1	12.0	20	11	10	2	7	4	1	2	60	.370	0	2	0	0	2
2010	3.86	1	0	11	0	0	0	0	1	16.1	16	8	7	1	9	3	0	4	70	.254	1	2	0	1	3
TOTAL	6.60	2	1	25	0	0	0	0	2	30.0	42	24	22	7	20	8	2	6	145	.328	1	4	0	1	5



Adam Norton

Right-Handed Pitcher
6-1 ▶ 175 ▶ Fr.
Highland, Indiana (Andrean)

Will compete for a starting position at either third base or shortstop ... possesses very similar tools to recently departed and MLB first round draft pick A.J. Pollock ... legitimate three-hole hitter that can hit to all fields ... could also help the Irish as a right-handed reliever ... fastball tops out in the upper 80's and owns a solid change-up.

1

Norton's Career Stats

Year	ERA	W	L	G	GS	CG	SHO	CBO	SV	IP	H	R	ER	BB	SO	2B	3B	HR	BF	B/Avg	WP	HBP	BK	SFA	SHA
2010	5.23	1	0	8	2	0	0	0	0	20.2	29	13	12	5	18	9	0	2	97	.322	0	1	0	0	1
TOTAL	5.23	1	0	8	2	0	0	0	0	20.2	29	13	12	5	18	9	0	2	97	.322	0	1	0	0	1

Norton's Career BIG EAST Stats

Year	ERA	W	L	G	GS	CG	SHO	CBO	SV	IP	H	R	ER	BB	SO	2B	3B	HR	BF	B/Avg	WP	HBP	BK	SFA	SHA
2010	9.00	0	0	2	0	0	0	0	0	4.0	7	5	4	1	5	2	0	2	22	.333	0	0	0	0	0
TOTAL	9.00	0	0	2	0	0	0	0	0	4.0	7	5	4	1	5	2	0	2	22	.333	0	0	0	0	0

Holds:	1
Saves/Save Opportunities:	1/1
Inherited Runners/Scored:	4/0
First Batter Retired/Faced:	6/8

CAREER HIGHS (BULLPEN ONLY)

Innings Pitched:	4.1, at USF, 5.16.08
Hits:	6 (2x), last: vs. St. John's, 5.19.09
Runs:	4, vs. Seton Hall, 3.22.09
Earned Runs:	4, vs. Seton Hall, 3.22.09
Strikeouts:	4 (2x), last: vs. Bowling Green, 4.29.09
Walks:	3, vs. Trinity, 3.14.09

SEASON HIGHS (BULLPEN ONLY)

Innings Pitched:	2.0, vs. MVSU, 2.20
Hits:	3, vs. MVSU, 2.20
Runs:	1 (2x), last: vs. Kansas State, 3.6
Earned Runs:	1 (2x), last: vs. Kansas State, 3.6
Strikeouts:	3, vs. Illinois, 2.26
Walks:	2, vs. Penn State, 2.28

Holds:	3
Saves/Save Opportunities:	2/2
Inherited Runners/Scored:	19/8
First Batter Retired/Faced:	16/19

CAREER HIGHS (BULLPEN ONLY)

Innings Pitched:	4.0, vs. Rutgers, 4.9.10
Hits:	7, at St. John's, 5.15.09
Runs:	5, at Louisville, 4.26.09
Earned Runs:	5, at Louisville, 4.26.09
Strikeouts:	4, vs. Illinois State, 5.12.09
Walks:	2, vs. MSU, 3.21.10

SEASON HIGHS (BULLPEN ONLY)

Innings Pitched:	4.0, vs. Rutgers, 4.9
Hits:	5, vs. UTPA, 3.9
Runs:	3 (2x), last: at Villanova, 5.14
Earned Runs:	2 (4x), last: at Villanova, 5.14
Strikeouts:	3, vs. UTPA, 3.9
Walks:	2, vs. MSU, 3.21

Holds:	0
Saves/Save Opportunities:	0/0
Inherited Runners/Scored:	4/4
First Batter Retired/Faced:	5/8

CAREER/SEASON HIGHS (BULLPEN ONLY)

Innings Pitched:	3.1, vs. Michigan, 4.21
Hits:	6, at West Virginia, 5.8 (Gm. 1)
Runs:	5, at West Virginia, 5.8 (Gm. 1)
Earned Runs:	4, at West Virginia, 5.8 (Gm. 1)
Strikeouts:	3, at West Virginia, 5.8 (Gm. 1)
Walks:	2, Michigan, 4.21



Ryan Richter

Left-Handed Pitcher
6-3 ▶ 205 ▶ Jr.
South Bend, Indiana (St. Joseph's)

23

Unheralded recruit that has tremendous potential ... has build and makeup to develop into an outstanding pitcher ... will need to add strength, which will add velocity, but already throws in the mid-80s ... named to the Collegiate Baseball Newspaper Freshman All-America Team ... one of 20 rookie pitchers and the only from any BIG EAST Conference school to make the squad ... carried a 3.587 cumulative GPA into the '10 spring semester.

Richter's Career Stats

Year	ERA	W	L	G	GS	CG	SHO	CBO	SV	IP	H	R	ER	BB	SO	2B	3B	HR	BF	B/Avg	WP	HBP	BK	SFA	SHA
2009	3.86	5	2	13	3	0	0	0	0	30.1	28	18	13	17	19	5	1	3	133	.248	2	1	1	2	0
2010	7.59	1	1	12	1	0	0	0	0	32.0	46	31	27	10	21	10	3	5	151	.346	0	5	0	2	1
TOTAL	5.78	6	3	25	4	0	0	0	0	62.1	74	49	40	27	40	15	4	8	284	.301	2	6	1	4	1

Richter's Career BIG EAST Stats

Year	ERA	W	L	G	GS	CG	SHO	CBO	SV	IP	H	R	ER	BB	SO	2B	3B	HR	BF	B/Avg	WP	HBP	BK	SFA	SHA
2009	1.42	1	0	4	0	0	0	0	0	6.1	1	1	1	3	2	0	1	0	23	.059	0	1	0	2	0
2010	9.92	0	0	5	0	0	0	0	0	16.1	27	19	18	7	9	4	1	5	82	.380	0	2	0	1	1
TOTAL	7.54	1	0	9	0	0	0	0	0	22.2	28	20	19	10	11	4	2	5	105	.318	0	3	0	3	1

Holds:	1
Saves/Save Opportunities:	0/1
Inherited Runners/Scored:	10/3
First Batter Retired/Faced:	6/12

CAREER HIGHS (BULLPEN ONLY)

Innings Pitched:	4.2, at Georgetown, 4.3.10
Hits:	11, vs. Rutgers, 4.10.10
Runs:	10, vs. Rutgers, 4.10.10
Earned Runs:	10, vs. Rutgers, 4.10.10
Strikeouts:	4 (5x), last: at USF, 3.27.10
Walks:	3 (2x), last: at West Virginia, 5.8.10 (Gm. 1)

SEASON HIGHS (BULLPEN ONLY)

Innings Pitched:	4.2, at Georgetown, 4.3
Hits:	11, vs. Rutgers, 4.10
Runs:	10, vs. Rutgers, 4.10
Earned Runs:	10, vs. Rutgers, 4.10
Strikeouts:	4 (3x), last: at USF, 3.27
Walks:	3, at West Virginia, 5.8 (Gm. 1)



Ryan Sharpley

Right-Handed Pitcher
6-4 ▶ 210 ▶ Jr.
Marshall, Michigan (Marshall)

34

Highly-projectable pitching prospect who returns this season after missing the entire 2009 campaign following shoulder surgery ... can reach low-to-mid-90s with his fastball while also featuring a hard, tight slider and changeup ... has a classic pitcher's body (6-4, 210) ... strong all-around athlete ... carried a 3.004 cumulative GPA into the '10 spring semester.

Sharpley's Career Stats

Year	ERA	W	L	G	GS	CG	SHO	CBO	SV	IP	H	R	ER	BB	SO	2B	3B	HR	BF	B/Avg	WP	HBP	BK	SFA	SHA
2008	3.03	4	2	9	6	0	0	1	0	32.2	20	11	11	18	31	1	0	1	137	.183	4	5	0	1	4
2010	8.22	0	1	9	1	0	0	1	0	15.1	18	14	14	13	16	3	0	2	79	.290	3	2	0	0	2
TOTAL	4.69	4	3	18	7	0	0	2	0	48.0	38	25	25	31	47	4	0	3	216	.222	7	7	0	1	6

Sharpley's Career BIG EAST Stats

Year	ERA	W	L	G	GS	CG	SHO	CBO	SV	IP	H	R	ER	BB	SO	2B	3B	HR	BF	B/Avg	WP	HBP	BK	SFA	SHA
2008	8.10	0	1	1	0	0	0	0	0	3.1	5	3	3	2	3	0	0	0	18	.417	1	2	0	0	2
2010	18.00	0	0	2	0	0	0	0	0	3.0	6	6	6	0	4	0	0	2	16	.400	1	1	0	0	0
TOTAL	12.790	1	3	0	0	0	0	0	0	6.1	11	9	9	2	7	0	0	2	34	.407	2	3	0	0	2

Holds:	2
Saves/Save Opportunities:	0/0
Inherited Runners/Scored:	2/0
First Batter Retired/Faced:	5/9

CAREER HIGHS (BULLPEN ONLY)

Innings Pitched:	3.1 (3x), last: vs. Toledo, 4.27.10
Hits:	5, at USF, 5.17.08
Runs:	4, vs. Rutgers, 4.10.10
Earned Runs:	4, vs. Rutgers, 4.10.10
Strikeouts:	4, at Michigan, 4.20.10
Walks:	3 (2x), last: vs. Ohio State, 2.27.10

SEASON HIGHS (BULLPEN ONLY)

Innings Pitched:	3.1, vs. Toledo, 4.27
Hits:	4, vs. Rutgers, 4.10
Runs:	4, vs. Rutgers, 4.10
Earned Runs:	4, vs. Rutgers, 4.10
Strikeouts:	4, at Michigan, 4.20
Walks:	3, vs. Ohio State, 2.27



Joe Spano

Left-Handed Pitcher
5-11 ▶ 165 ▶ So.
Verona, New Jersey (Seton Hall Prep)

21

Another stellar pitching prospect ... comes from a winning scholastic program ... throws a ton of strikes ... not necessarily a crafty left-hander as he can run his fast ball into the high-80s ... owns a devastating breaking ball ... fields position well and controls the running game.

Spano's Career Stats

Year	ERA	W	L	G	GS	CG	SHO	CBO	SV	IP	H	R	ER	BB	SO	2B	3B	HR	BF	B/Avg	WP	HBP	BK	SFA	SHA
2009	4.19	1	1	13	2	0	0	0	0	19.1	17	12	9	16	12	3	0	2	89	.250	1	2	1	0	3
2010	7.59	0	3	23	0	0	0	1	0	21.1	21	20	18	21	20	4	0	1	106	.273	9	1	2	0	7
TOTAL	5.98	1	4	36	2	0	0	1	0	40.2	38	32	27	37	32	7	0	3	195	.262	10	3	3	0	10

Spano's Career BIG EAST Stats

Year	ERA	W	L	G	GS	CG	SHO	CBO	SV	IP	H	R	ER	BB	SO	2B	3B	HR	BF	B/Avg	WP	HBP	BK	SFA	SHA
2009	0.00	1	0	5	0	0	0	0	0	2.0	1	1	0	4	1	1	0	0	9	.200	0	0	0	0	0
2010	7.27	0	1	8	0	0	0	0	0	8.2	8	7	7	10	7	3	0	1	43	.276	3	1	0	0	3
TOTAL	5.91	1	1	13	0	0	0	0	0	10.2	9	8	7	14	8	4	0	1	52	.265	3	1	0	0	3

Holds:	4
Saves/Save Opportunities:	0/0
Inherited Runners/Scored:	14/5
First Batter Retired/Faced:	15/23

CAREER HIGHS (BULLPEN ONLY)

Innings Pitched:	4.0, at Rice, 3.7.09
Hits:	4, vs. Central Michigan, 5.12.10
Runs:	6, at West Virginia, 5.8.10 (Gm. 1)
Earned Runs:	6, at West Virginia, 5.8.10 (Gm. 1)
Strikeouts:	5, vs. Toledo, 4.27.10
Walks:	3 (2x), last: at West Virginia, 5.8.10 (Gm. 1)

SEASON HIGHS (BULLPEN ONLY)

Innings Pitched:	3.0 (2x), last: vs. St. John's, 5.1
Hits:	4, vs. Central Michigan, 5.12
Runs:	6, at West Virginia, 5.8 (Gm. 1)
Earned Runs:	6, at West Virginia, 5.8 (Gm. 1)
Strikeouts:	5, vs. Toledo, 4.27
Walks:	3, at West Virginia, 5.8 (Gm. 1)





Joe Spizzirri

Left-Handed Pitcher
 6-2 ▶ 185 ▶ Jr.
 San Juan Capistrano, California (JSerra Catholic)

Walk-on addition who will continue to add depth to 2010 pitching staff ... a situational reliever with a good breaking ball ... looking to add velocity on his fastball ... has yet to see action in spring competition.

43

Holds: 0
 Saves/Save Opportunities: 0/0
 Inherited Runners/Scored: 12/7
 First Batter Retired/Faced: 4/6

CAREER/SEASON HIGHS (BULLPEN ONLY)

Innings Pitched: 3.0, vs. MSU-1, 3.20
Hits: 3 (2x), last: vs. Michigan, 4.21
Runs: 4, vs. Michigan, 4.21
Earned Runs: 4, vs. Michigan, 4.21
Strikeouts: 1 (4x), last: vs. Central Michigan, 5.12
Walks: 2 (2x), last: vs. Michigan, 4.21

Spizzirri's Career Stats

Year	ERA	W	L	G	GS	CG	SHO	CBO	SV	IP	H	R	ER	BB	SO	2B	3B	HR	BF	B/Avg	WP	HBP	BK	SFA	SHA
2010	5.19	0	0	6	0	0	0	0	0	8.2	9	5	5	5	4	2	0	0	36	.300	0	0	0	1	0
TOTAL	5.19	0	0	6	0	0	0	0	0	8.2	9	5	5	5	4	2	0	0	36	.300	0	0	0	1	0

Spizzirri's Career BIG EAST Stats

Year	ERA	W	L	G	GS	CG	SHO	CBO	SV	IP	H	R	ER	BB	SO	2B	3B	HR	BF	B/Avg	WP	HBP	BK	SFA	SHA
------	-----	---	---	---	----	----	-----	-----	----	----	---	---	----	----	----	----	----	----	----	-------	----	-----	----	-----	-----



Patrick Veerkamp

Right-Handed Pitcher
 6-2 ▶ 180 ▶ Fr.
 Fort Wayne, Indiana (Homestead)

First-year player that will most likely compete for a spot in the Irish bullpen ... may be sidelined for a couple weeks to open the season ... a power arm right-hander that throws three pitches for strikes ... has a power breaking ball and fastball that will touch 90 miles per hour and will continue to develop as he gets stronger ... carried a 3.745 cumulative GPA into the '10 spring semester.

24

Holds: 0
 Saves/Save Opportunities: 0/0
 Inherited Runners/Scored: 0/0
 First Batter Retired/Faced: 1/3

CAREER HIGHS (BULLPEN ONLY)

Innings Pitched: None
Hits: None
Runs: None
Earned Runs: None
Strikeouts: None
Walks: None

Veerkamp's Career Stats

Year	ERA	W	L	G	GS	CG	SHO	CBO	SV	IP	H	R	ER	BB	SO	2B	3B	HR	BF	B/Avg	WP	HBP	BK	SFA	SHA
2010	9.00	0	2	3	2	0	0	0	0	7.0	8	9	7	5	3	3	0	0	34	.286	0	0	0	0	1
TOTAL	9.00	0	2	3	2	0	0	0	0	7.0	8	9	7	5	3	3	0	0	34	.286	0	0	0	0	1

Veerkamp's Career BIG EAST Stats

Year	ERA	W	L	G	GS	CG	SHO	CBO	SV	IP	H	R	ER	BB	SO	2B	3B	HR	BF	B/Avg	WP	HBP	BK	SFA	SHA
------	-----	---	---	---	----	----	-----	-----	----	----	---	---	----	----	----	----	----	----	----	-------	----	-----	----	-----	-----

SEASON HIGHS (BULLPEN ONLY)

Innings Pitched: 2.0, vs. Michigan, 4.21
Hits: None
Runs: None
Earned Runs: None
Strikeouts: 1, vs. Michigan, 4.21
Walks: None



Ty Adams

Outfield/First Base

6-6 ▶ 225 ▶ Jr.

Indianapolis, Indiana (Brebeuf Jesuit)

One-year monogram winner with tremendous athlete who packs plenty of ability into 6-6, 235-pound frame ... can play both first base and corner outfield positions ... has a driven approach to the game ... has made great strides since entering program ... appears fully recovered from elbow surgery that sidelined him for the entire 2009 season ... carried a 3.306 cumulative GPA into the 10 spring semester.

33

2010 Game-by-Game

Date	Opp	GS	AB	R	H	RBI	2B	3B	HR	BB	IBB	SB	CS	HBP	SAC	SF	GDP	K	PO	A	E	Avg	
Feb 21	MVSU	1	0	0	0	0	0	0	0	1	0	0	0	0	0	0	0	0	0	0	0	0	.000
Mar 23	BALL STATE	1	0	0	0	0	0	0	0	0	0	0	0	0	0	0	0	0	0	0	0	0	.000
Apr 21	MICHIGAN	1	0	0	0	0	0	0	0	0	0	0	0	0	0	0	0	1	0	0	0	0	.000
Totals		0	3	0	0	0	0	0	0	1	0	0	0	0	0	0	0	1	0	0	0	0	.000

SUPERLATIVES	2008	2009	2010
Multi-Hit Games	-	-	-
Multi-RBI Games	-	-	-
2-out RBI	-	-	-

HIT STREAK	2008	2009	2010
Longest	1	-	-
Current	-	-	-

CAREER HIGHS

AB:	2, vs. Albany, 2.24.08
R:	--
H:	1, vs. Chicago State, 4.22.08
RBI:	--
HR:	--
BB:	1 (2x), last: vs. MVSU, 2.21.10
SB:	--
K:	2, vs. Albany, 2.24.08


SEASON HIGHS

AB:	1 (3x), last: vs. Michigan, 4.21
R:	--
H:	--
RBI:	--
HR:	--
BB:	1, vs. MVSU, 2.21
SB:	--
K:	1, vs. Michigan, 4.21

Adams' Career Stats																									
Year	Avg	GP	GS	AB	R	H	2B	3B	HR	RBI	TB	SLG%	BB	HBP	SO	GDP	OB%	SF	SH	SB	ATT	PO	A	E	FLD%
2008	.167	8	1	6	0	1	0	0	0	0	1	.167	1	0	4	0	.286	0	0	0	0	18	0	1	.947
2010	.000	3	0	3	0	0	0	0	0	0	0	.000	1	0	1	0	.250	0	0	0	0	0	0	0	.000
TOTAL	.111	11	1	9	0	1	0	0	0	0	1	.111	2	0	5	0	.273	0	0	0	0	18	0	1	.947

Adams' BIG EAST Career Stats																									
Year	Avg	GP	GS	AB	R	H	2B	3B	HR	RBI	TB	SLG%	BB	HBP	SO	GDP	OB%	SF	SH	SB	ATT	PO	A	E	FLD%





Brayden Ashdown

Outfield

6-1 ▶ 180 ▶ Sr.

Tucson, Arizona (Catalina Foothills)

Three-year monogram winner will compete for a starting spot at either corner outfield position ... gained valuable experience as a platoon starter in right field ... one of team's top defensive outfielders, with quickness and good route running ... uses long frame for short, compact swing that can produce stinging line-drives with gap-to-gap power ... carried a 3.506 cumulative GPA into the '10 spring semester.

12

SUPERLATIVES	2007	2008	2009	2010
Multi-Hit Games	2	2	5	9
Multi-RBI Games	1	-	2	4
2-out RBI	2	2	7	5

HIT STREAK	2007	2008	2009	2010
Longest	3	7	11	5
Current	-	-	-	-

CAREER HIGHS

AB:	5 (12x), last: at Villanova, 5.15.10
R:	4, at Illinois State, 5.12.09
H:	3 (4x), last: at West Virginia, 5.8.10 (Gm. 2)
RBI:	3 (3x), last: vs. St. John's, 4.30.10
HR:	2, vs. St. John's, 4.30.10
BB:	2 (4x), last: at West Virginia, 5.9.10
SB:	1 (4x), last: vs. Creighton, 3.1.09
K:	3, at Cincinnati, 4.11.09

SEASON HIGHS

AB:	5 (6x), last: at Villanova, 5.15
R:	2 (2x), last: vs. St. John's, 4.30
H:	3 (2x), last: at West Virginia, 5.8 (Gm. 2)
RBI:	3 (2x), last: vs. St. John's, 4.30
HR:	2, vs. St. John's, 4.30
BB:	2 (2x), last: at West Virginia, 5.9.10
SB:	--
K:	2 (8x), last: at Villanova, 5.14

2010 Game-by-Game

Date	Opp	GS	AB	R	H	RBI	2B	3B	HR	BB	IBB	SB	CS	HBP	SAC	SF	GDP	K	PO	A	E	Avg
Feb 19	MVSU	*	4	1	1	0	0	1	0	0	0	0	0	0	0	0	0	1	2	1	0	.250
Feb 20	MVSU	*	4	0	1	2	0	0	0	0	0	0	1	0	1	0	0	1	0	0	0	.250
Feb 26	Illinois	*	3	1	1	0	0	0	0	0	0	0	1	0	0	0	0	1	1	0	0	.273
Feb 27	OSU		1	0	1	0	0	0	0	0	0	0	0	0	0	0	0	0	0	0	0	.333
Feb 28	PSU	*	4	1	1	0	0	0	0	2	0	0	0	0	0	0	0	2	4	0	0	.312
Mar 06	Harvard	*	4	0	0	0	0	0	0	0	0	0	0	0	0	0	0	1	3	0	0	.250
Mar 06	KSU		1	0	0	0	0	0	0	0	0	0	0	0	0	0	0	0	0	0	0	.238
Mar 07	Stetson	*	4	1	2	0	0	0	0	0	0	0	0	0	0	0	0	0	1	0	0	.280
Mar 09	UTPA	*	2	0	0	1	0	0	0	1	0	0	0	0	0	1	0	1	0	1	1	.259
Mar 10	UTPA		1	0	1	0	0	0	0	0	0	0	0	0	0	0	0	0	0	0	0	.286
Mar 11	Bradley	*	5	1	1	0	0	0	0	0	0	0	0	0	0	0	0	2	4	0	0	.273
Mar 12	Pacific	*	2	0	0	1	0	0	0	1	0	0	0	0	0	1	1	0	1	0	0	.257
Mar 13	Gonzaga	*	4	0	0	0	0	0	0	0	0	0	0	0	0	0	0	2	2	0	1	.231
Mar 20	MSU	*	3	0	1	0	0	0	0	0	0	0	0	0	0	0	0	2	2	0	1	.238
Apr 02	G'town	*	3	1	1	0	1	0	0	1	0	0	0	0	0	0	0	0	4	0	0	.244
Apr 03	G'town	*	4	1	2	0	0	0	0	0	0	0	0	0	0	0	0	1	1	0	0	.265
Apr 06	Oakland	*	4	2	2	2	0	0	1	0	0	0	0	1	0	0	0	1	0	0	0	.283
Apr 09	RUTGERS	*	4	1	1	1	0	0	0	0	0	0	0	0	0	0	0	0	0	0	0	.281
Apr 10	RUTGERS	*	4	0	0	0	0	0	0	0	0	0	0	0	0	0	0	1	2	0	0	.262
Apr 11	RUTGERS	*	5	1	2	1	0	0	1	0	0	0	0	0	0	0	0	2	3	0	0	.273
Apr 13	CSU	*	5	0	2	3	1	0	0	0	0	0	0	0	0	0	0	0	3	0	0	.282
Apr 16	SHU	*	4	0	0	0	0	0	0	0	0	0	1	0	0	0	0	2	4	0	0	.267
Apr 17	SHU	*	3	0	1	0	0	0	0	0	0	0	0	0	1	0	0	1	0	0	0	.269
Apr 18	SHU	*	4	0	1	1	0	0	0	0	0	0	0	0	0	0	0	2	1	0	0	.268
Apr 20	Michigan	*	2	0	0	0	0	0	0	1	0	0	0	0	0	0	0	0	1	0	0	.262
Apr 23	CINCI	*	4	0	1	0	0	0	0	0	0	0	0	0	0	0	1	1	2	0	0	.261
Apr 24	CINCI-1	*	5	1	3	0	1	0	0	0	0	0	0	0	0	0	0	0	2	0	0	.280
Apr 24	CINCI-2	*	2	1	1	0	0	0	0	1	0	0	0	0	1	0	0	0	5	0	2	.284
Apr 27	TOLEDO	*	3	0	0	0	0	0	0	1	0	0	0	0	0	0	0	1	1	0	0	.276
Apr 28	Valparaiso	*	4	0	2	0	0	0	0	0	0	0	0	0	0	0	0	1	4	0	0	.284
Apr 30	ST. JOHN'S*		5	2	2	3	0	0	2	0	0	0	0	0	0	0	0	0	3	1	0	.290
May 01	ST. JOHN'S*		4	0	0	0	0	0	0	0	0	0	0	0	0	0	0	1	4	1	0	.279
May 02	ST. JOHN'S*		4	1	1	1	1	0	0	0	0	0	0	0	0	0	0	0	0	0	0	.278
May 08	WVU-1	*	4	0	0	0	0	0	0	0	0	0	0	0	0	0	0	0	2	0	0	.269
May 08	WVU-2	*	4	0	3	1	0	0	0	0	0	0	0	0	0	1	0	1	0	0	0	.285
May 09	WVU	*	2	0	0	0	0	0	0	2	0	0	0	0	0	0	0	0	4	0	0	.280
May 12	CMU	*	3	0	0	0	0	0	0	0	0	0	0	1	0	0	1	0	2	0	0	.273
May 14	Villanova	*	4	0	1	0	0	0	0	1	0	0	0	0	0	0	0	2	4	0	1	.273
May 15	Villanova	*	5	0	0	0	0	0	0	0	0	0	0	0	0	0	0	1	2	0	0	.263
Totals			36	137	16	36	17	4	1	4	11	0	0	2	3	3	3	31	74	4	6	.263

Ashdown's Career Stats

Year	Avg	GP	GS	AB	R	H	2B	3B	HR	RBI	TB	SLG%	BB	HBP	SO	GDP	OB%	SF	SH	SB	ATT	PO	A	E	FLD%
2007	.158	37	26	76	7	12	2	0	0	4	18	.184	12	1	21	1	.281	0	5	2	3	49	2	2	.962
2008	.393	22	3	28	7	11	3	0	1	4	17	.607	1	1	7	0	.433	0	2	1	1	14	0	0	1.000
2009	.302	39	21	96	19	29	2	2	1	13	38	.396	6	3	23	3	.358	1	0	1	2	45	4	1	.980
2010	.263	39	36	137	16	36	4	1	4	17	54	.394	11	3	31	3	.325	3	3	0	2	74	4	6	.929
TOTAL	.261	137	86	337	49	88	11	3	6	38	123	.365	30	8	82	7	.332	4	10	4	8	182	10	9	.955

Ashdown's BIG EAST Career Stats

Year	Avg	GP	GS	AB	R	H	2B	3B	HR	RBI	TB	SLG%	BB	HBP	SO	GDP	OB%	SF	SH	SB	ATT	PO	A	E	FLD%
2007	.184	17	13	38	2	7	0	0	0	1	7	.184	6	1	10	1	.311	0	2	2	3	25	2	1	.964
2008	.357	8	2	14	5	5	1	0	0	1	6	.429	0	0	4	0	.357	0	1	0	0	8	0	0	1.000
2009	.267	15	10	45	7	12	1	2	0	4	17	.378	3	2	11	1	.333	1	0	0	0	20	1	1	.955
2010	.270	19	19	74	9	20	3	0	3	8	32	.432	5	0	15	1	.313	1	2	0	1	43	2	3	.938
TOTAL	.257	59	44	171	23	44	5	2	3	14	62	.363	14	3	40	3	.321	2	5	2	4	96	5	5	.953



Billy Boockford

Outfield

6-1 ▶ 195 ▶ Sr.

Glen Ellyn, Illinois (Glenbard West)

17

Three-year monogram winner will compete for a starting spot at either corner outfield position ... served as a key member of the 2008 offense after returning from knee surgery that held him out for most of 2007 season ... has strong arm that is similar to that of Cody Rizzo (2006), another Notre Dame right-fielder who wore #17 ... can hit for average and power, with good base-running skills for his size ... also displays versatility to be an adept bunter when called upon ... top-scholastic pitching prospect that gives Irish an additional right-handed pitcher out of the bullpen.

2010 Game-by-Game

Date	Opp	GS	AB	R	H	RBI	2B	3B	HR	BB	IBB	SB	CS	HBP	SAC	SF	GDP	K	PO	A	E	Avg
Feb 20	MVSU	0	0	0	0	0	0	0	0	0	0	0	0	0	0	0	0	0	0	1	0	.000
Feb 21	MVSU	2	1	1	0	0	0	0	0	0	0	0	0	0	0	0	0	0	0	0	0	.500
Mar 06	Harvard-1	0	0	0	0	0	0	0	0	0	0	0	0	0	0	0	0	0	1	1	1	.500
Mar 23	BALL STATE	0	0	0	0	0	0	0	0	0	0	0	0	0	0	0	0	0	0	0	0	.500
Mar 27	USF-2	0	0	0	0	0	0	0	0	0	0	0	0	0	0	0	0	0	0	1	0	.500
Apr 10	RUTGERS	0	0	0	0	0	0	0	0	0	0	0	0	0	0	0	0	0	0	0	0	.500
Apr 11	RUTGERS *	5	2	3	0	0	0	0	0	0	0	0	0	0	0	0	0	0	4	0	0	.571
Apr 13	CSU *	4	1	1	0	0	0	0	1	0	0	0	0	0	0	1	0	0	0	0	0	.455
Apr 16	SHU *	3	1	1	1	0	0	0	2	0	0	0	0	0	0	0	0	2	3	0	0	.429
Apr 17	SHU *	3	0	1	1	0	0	0	1	0	0	0	0	0	0	0	0	0	5	0	0	.412
Apr 18	SHU *	4	0	1	2	0	0	0	0	0	0	0	0	0	0	0	0	0	1	0	0	.381
Apr 20	Michigan *	4	0	0	0	0	0	0	0	0	0	0	0	0	0	0	0	1	2	0	0	.320
Apr 21	MICHIGAN*	1	0	0	0	0	0	0	2	0	0	0	0	0	0	0	0	0	5	0	0	.308
Apr 23	CINCI *	3	0	1	0	0	0	0	0	0	0	0	0	0	0	0	0	1	1	0	0	.310
Apr 24	CINCI-1 *	2	0	1	1	0	0	0	0	0	0	0	0	1	1	0	1	3	1	0	0	.323
Apr 24	CINCI-2 *	3	0	1	0	0	0	0	0	0	0	0	0	0	1	0	0	0	1	0	0	.324
Apr 27	TOLEDO *	3	1	0	0	0	0	0	1	0	0	0	0	0	0	0	0	1	0	0	0	.297
Apr 28	Valparaiso *	4	0	1	2	0	0	0	0	0	0	0	0	0	0	0	0	1	1	0	0	.293
Apr 30	ST. JOHN'S*	5	2	2	0	1	0	0	0	0	0	0	0	0	0	0	0	0	5	0	0	.304
May 01	ST. JOHN'S*	3	0	1	0	0	0	0	1	0	1	0	0	0	0	0	0	1	0	0	0	.306
May 02	ST. JOHN'S*	4	0	0	0	0	0	0	0	0	0	0	0	0	0	0	0	1	4	0	1	.283
May 08	WVU-1 *	3	2	1	3	0	0	1	1	0	0	0	0	0	0	0	0	2	1	0	1	.286
May 08	WVU-2	1	0	0	0	0	0	0	0	0	0	0	0	0	0	0	0	1	0	0	0	.281
May 09	WVU *	2	0	0	0	0	0	0	2	0	0	0	0	0	0	0	0	0	1	0	0	.271
May 12	CMU *	3	0	0	0	0	0	0	0	0	0	0	0	0	0	0	0	0	0	0	0	.258
May 14	Villanova *	4	1	1	0	0	0	0	0	0	0	0	0	0	0	2	1	2	0	0	0	.258
May 15	Villanova *	5	0	1	0	1	0	0	0	0	0	0	0	0	0	1	1	0	0	0	0	.254
May 16	Villanova *	5	0	1	0	0	0	0	0	0	0	0	0	0	0	0	0	0	0	0	0	.250
Totals		21	76	11	19	10	2	0	1	11	0	1	0	0	2	1	4	14	40	4	3	.250

SUPERLATIVES	2007	2008	2009	2010
Multi-Hit Games	2	13	2	2
Multi-RBI Games	2	7	1	3
2-out RBI	6	10	1	3

HIT STREAK	2007	2008	2009	2010
Longest	4	4	5	6
Current	-	-	-	3

CAREER HIGHS

AB: 5 (10x), last: at Villanova, 5.16.10
R: 3, at Georgetown, 3.20.08
H: 4, at IPFW, 4.23.08
RBI: 3 (3x), last: at West Virginia, 5.8.10 (Gm. 1)
HR: 1 (3x), last: at West Virginia, 5.8.10 (Gm. 1)
BB: 2 (3x), last: at West Virginia, 5.8.10 (Gm. 1)
SB: --
K: 2 (6x), last: at West Virginia, 5.8.10 (Gm. 1)

SEASON HIGHS

AB: 5 (4x), last: at Villanova, 5.16
R: 2 (3x), last: at West Virginia, 5.8 (Gm. 1)
H: 3, vs. Rutgers, 4.11
RBI: 3, at West Virginia, 5.8 (Gm. 1)
HR: 1, at West Virginia, 5.8 (Gm. 1)
BB: 2 (3x), last: at West Virginia, 5.8 (Gm. 1)
SB: --
K: 2 (2x), last: at West Virginia, 5.8 (Gm. 1)

Boockford's Career Stats

Year	Avg	GP	GS	AB	R	H	2B	3B	HR	RBI	TB	SLG%	BB	HBP	SO	GDP	OB%	SF	SH	SB	ATT	PO	A	E	FLD%
2007	.292	10	7	24	5	7	1	1	1	7	13	.542	2	0	4	0	.346	0	4	0	0	13	1	1	.933
2008	.275	49	44	149	21	41	10	0	1	26	54	.362	15	0	24	7	.333	4	10	0	0	78	1	3	.963
2009	.290	20	8	31	1	9	0	0	0	4	9	.290	4	0	8	1	.371	0	0	0	0	19	0	1	.950
2010	.250	23	21	76	11	19	2	0	1	10	24	.316	11	0	14	4	.341	1	2	1	1	40	4	3	.936
TOTAL	.271	102	80	280	38	76	13	1	3	47	100	.357	32	0	50	12	.341	5	16	1	1	150	6	8	.951

Boockford's BIG EAST Career Stats

Year	Avg	GP	GS	AB	R	H	2B	3B	HR	RBI	TB	SLG%	BB	HBP	SO	GDP	OB%	SF	SH	SB	ATT	PO	A	E	FLD%
2008	.261	22	21	69	10	18	3	0	0	12	21	.304	10	0	11	2	.354	0	8	0	0	48	1	2	.961
2009	.417	5	3	12	1	5	0	0	0	4	5	.417	2	0	2	1	.500	0	0	0	0	6	0	1	.857
2010	.291	16	15	55	8	16	2	0	1	8	21	.382	7	0	11	3	.365	1	2	1	1	31	2	2	.943
TOTAL	.287	43	39	136	19	39	5	0	1	24	47	.346	19	0	24	6	.372	1	10	1	1	85	3	5	.946



David Casey

First Base/Designated Hitter

6-4 ▶ 235 ▶ Jr.

Whitefish Bay, Wisconsin (Whitefish Bay)

44

One-year monogram winner and left-handed power hitter who could be key contributor at first base ... imposing presence (6-4, 235) and quality athlete for his size, with potential to put up big power numbers ... has begun to benefit from shortening his swing ... made great strides at the plate this past fall ... showed signs of hitting the ball to all parts of the field ... needs to continue improvement against left-handed pitching.

2010 Game-by-Game

Date	Opp	GS	AB	R	H	RBI	2B	3B	HR	BB	IBB	SB	CS	HBP	SAC	SF	GDP	K	PO	A	E	Avg	
Feb 20	MVSU	*	2	2	0	0	0	0	0	2	0	0	0	1	0	0	0	0	0	0	0	0	.000
Feb 21	MVSU	*	2	1	2	2	0	0	0	0	0	0	0	1	0	0	0	0	0	0	0	0	.500
Feb 26	Illinois	*	4	0	0	0	0	0	0	0	0	0	0	0	0	0	0	2	0	0	0	0	.250
Feb 27	OSU	*	2	0	0	0	0	0	0	1	0	0	0	0	0	0	0	0	11	1	0	0	.200
Feb 28	PSU		1	0	0	0	0	0	0	0	0	0	0	0	0	0	0	1	0	0	0	0	.182
Mar 06	KSU		1	0	0	0	0	0	0	0	0	0	0	0	0	0	0	0	0	0	0	0	.167
Mar 07	Stetson	*	4	0	1	1	0	0	0	0	0	0	0	0	0	0	0	1	5	0	0	0	.188
Mar 10	UTPA	*	4	1	2	1	0	0	0	0	0	0	0	0	0	0	0	1	8	1	1	0	.250
Mar 11	Bradley	*	4	3	3	1	0	0	0	1	0	0	0	0	0	0	0	0	0	0	0	0	.333
Mar 12	Pacific		2	0	0	0	0	0	0	0	0	0	0	0	0	0	0	1	0	0	0	0	.308
Mar 14	Pacific	*	4	0	0	1	0	0	0	0	0	0	0	0	0	0	0	0	0	0	0	0	.267
Mar 26	USF	*	3	0	0	0	0	0	0	0	0	0	0	0	0	0	0	0	8	0	0	0	.242
Apr 01	G'town	*	1	0	0	0	0	0	0	0	0	0	0	0	0	0	0	0	0	0	0	0	.235
Apr 06	Oakland		1	1	0	1	0	0	0	0	0	0	0	0	0	0	0	0	0	0	0	0	.229
Apr 09	RUTGERS		1	0	1	1	0	0	0	0	0	0	0	0	0	0	0	0	0	0	0	0	.250
Apr 10	RUTGERS		1	0	0	0	0	0	0	0	0	0	0	0	0	0	0	0	0	0	0	0	.243
Apr 16	SHU		0	0	0	0	0	0	0	1	1	0	0	0	0	0	0	0	0	0	0	0	.243
Apr 18	SHU		1	0	0	0	0	0	0	0	0	0	0	0	0	0	0	0	0	0	0	0	.237
Apr 20	Michigan		1	0	1	1	0	0	0	0	0	0	0	0	0	0	0	0	0	0	0	0	.256
Apr 21	MICHIGAN*		3	0	0	0	0	0	0	1	0	0	0	0	0	0	1	0	8	0	0	0	.238
Apr 21	MICHIGAN*		3	0	0	0	0	0	0	1	0	0	0	0	0	0	1	0	8	0	0	0	.238
Apr 24	CINCI-1		1	0	0	0	0	0	0	0	0	0	0	0	0	0	0	0	0	0	0	0	.233
Apr 27	TOLEDO		1	0	1	1	0	0	0	0	0	0	0	0	0	0	0	0	0	0	0	0	.250
Apr 30	ST. JOHN'S		1	0	0	0	0	0	0	0	0	0	0	0	0	0	0	1	0	0	0	0	.244
May 02	ST. JOHN'S		1	0	0	0	0	0	0	0	0	0	0	0	0	0	0	1	0	0	0	0	.239
May 08	WVU-1		0	0	0	0	0	0	0	1	0	0	0	0	0	0	0	0	0	0	0	0	.239
May 08	WVU-2	*	5	0	2	0	0	0	0	0	0	0	0	0	0	0	0	0	0	0	0	0	.255
May 09	WVU		1	0	0	0	0	0	0	0	0	0	0	0	0	0	0	0	0	0	0	0	.250
May 16	Villanova	*	4	0	2	2	0	0	0	1	0	0	0	0	0	0	0	1	0	0	0	0	.268
Totals			13	56	8	15	12	0	0	8	1	0	0	2	0	0	1	9	40	2	1	.268	

SUPERLATIVES	2008	2009	2010
Multi-Hit Games	-	10	5
Multi-RBI Games	2	4	2
2-out RBI	1	6	5

HIT STREAK	2008	2009	2010
Longest	3	8	3
Current	-	-	1

CAREER HIGHS

AB:	5 (5x), last: at West Virginia, 5.8.10 (Gm. 2)
R:	3, vs. Bradley, 3.11.10
H:	3 (2x), last: vs. Bradley, 3.11.10
RBI:	5, at Louisville, 4.26.09
HR:	1 (3x), at Louisville, 4.26.09
BB:	2 (2x), last: vs. MVSU, 2.20.10
SB:	1 (2x), last: vs. Villanova, 4.4.09
K:	2 (6x), last: vs. Illinois, 2.26.10

SEASON HIGHS

AB:	5, at West Virginia, 5.8 (Gm. 2)
R:	3, vs. Bradley, 3.11
H:	3, vs. Bradley, 3.11
RBI:	2 (2x), last: at Villanova, 5.16
HR:	--
BB:	2, vs. MVSU, 2.20
SB:	--
K:	2, vs. Illinois, 2.26

Casey's Career Stats

Year	Avg	GP	GS	AB	R	H	2B	3B	HR	RBI	TB	SLG%	BB	HBP	SO	GDP	OB%	SF	SH	SB	ATT	PO	A	E	FLD%
2008	.185	12	5	27	2	5	3	0	0	5	8	.296	3	1	7	1	.290	0	0	0	0	22	1	0	1.000
2009	.330	37	21	94	16	31	8	0	3	21	48	.511	9	4	21	6	.404	2	0	2	2	56	0	0	1.000
2010	.268	28	13	56	8	15	0	0	0	12	15	.268	8	2	9	1	.379	0	0	0	0	40	2	1	.977
TOTAL	.288	77	39	177	26	51	11	0	3	38	71	.401	20	7	37	8	.379	2	0	2	2	118	3	1	.992

Casey's BIG EAST Career Stats

Year	Avg	GP	GS	AB	R	H	2B	3B	HR	RBI	TB	SLG%	BB	HBP	SO	GDP	OB%	SF	SH	SB	ATT	PO	A	E	FLD%
2008	.250	2	0	4	0	1	1	0	0	0	2	.500	0	0	1	0	.250	0	0	0	0	0	0	0	.000
2009	.361	21	14	61	13	22	7	0	3	16	38	.623	5	2	10	4	.414	2	0	1	1	40	0	0	1.000
2010	.250	13	4	20	0	5	0	0	0	3	5	.250	3	0	3	0	.348	0	0	0	0	8	0	0	1.000
TOTAL	.329	36	18	85	13	28	8	0	3	19	45	.529	8	2	14	4	.392	2	0	1	1	48	0	0	1.000



Ryan Connolly

Outfield/Designated Hitter
 5-11 ▶ 190 ▶ Sr.
 Binghamton, New York (Binghamton)

10

Three-year monogram winner serves as co-captain of the 2010 Irish team ... spirited veteran who played at both corner outfield spots in 2007 but was predominantly limited to designated hitter duty in 2008, due to series of injury problems ... saw extensive action toward the end of the 2009 season at first base ... missed all of his freshman season in 2006 due to shoulder injury that required surgery (Oct. '05) ... a tremendous athlete who also starred in football and hockey as a prep athlete ... a feisty competitor who can hit with power and runs as one of team's fastest runners ... enrolled in graduate school.

2010 Game-by-Game

Date	Opp	GS	AB	R	H	RBI	2B	3B	HR	BB	IBB	SB	CS	HBP	SAC	SF	GDP	K	PO	A	E	Avg	
Feb 19	MVSU	*	5	1	1	2	0	0	1	0	0	0	0	0	0	0	0	0	2	0	0	.200	
Feb 20	MVSU	*	4	0	0	0	0	0	1	0	0	0	0	0	0	0	0	2	0	0	0	.111	
Feb 26	Illinois	*	2	0	0	0	0	0	0	0	0	0	1	0	0	0	0	2	0	0	0	.091	
Feb 27	OSU	*	2	0	1	0	0	0	0	0	0	0	0	0	0	0	0	1	1	0	0	.154	
Feb 28	PSU	*	4	3	2	0	1	0	0	1	0	2	0	0	0	0	0	0	1	0	1	.235	
Mar 06	Harvard	*	4	2	1	0	1	0	0	0	0	0	0	1	0	0	0	2	2	0	0	.238	
Mar 06	KSU	*	4	0	2	1	1	1	0	0	0	0	0	0	0	0	0	2	0	0	0	.280	
Mar 07	Stetson	*	4	1	1	0	1	0	0	0	0	0	0	1	0	0	0	1	3	0	0	.276	
Mar 09	UTPA	*	3	1	1	0	0	0	0	1	0	0	0	0	1	0	0	1	1	0	0	.281	
Mar 10	UTPA	*	3	1	1	1	0	0	0	1	0	0	0	0	0	1	0	1	1	0	0	.286	
Mar 11	Bradley	*	4	1	2	3	0	0	1	0	0	1	0	1	0	0	0	1	1	0	0	.308	
Mar 12	Pacific	*	3	0	1	0	0	0	0	2	0	0	0	0	0	0	0	1	6	0	1	.310	
Mar 13	Gonzaga	*	4	1	2	1	0	0	0	0	0	0	0	0	0	0	0	0	0	0	0	.326	
Mar 14	Pacific	*	2	0	1	0	0	0	0	0	0	0	0	1	1	0	0	0	4	0	0	.333	
Mar 20	MSU-1	*	4	0	1	0	0	0	0	0	0	1	0	0	0	0	0	1	2	0	0	.327	
Mar 20	MSU-2	*	5	1	3	2	0	0	1	0	0	0	0	0	0	0	0	1	2	0	1	.351	
Mar 21	MSU	*	3	0	0	0	0	0	0	0	0	0	0	1	0	0	0	2	2	0	0	.333	
Mar 23	Ball State	*	3	1	2	1	0	0	0	0	0	0	0	0	1	0	0	0	0	0	0	.349	
Mar 24	UIC	*	3	0	2	1	0	0	0	0	0	0	0	0	0	0	0	0	0	0	0	.364	
Mar 26	USF	*	1	0	0	0	0	0	0	1	0	0	0	0	0	0	0	0	0	0	0	.358	
Mar 27	USF-1	*	3	0	0	0	0	0	0	0	0	0	0	1	0	0	0	0	2	0	0	.343	
Mar 27	USF-2	*	4	0	3	1	1	0	0	0	0	0	0	0	0	0	0	1	0	0	0	.365	
Apr 01	G'town	*	4	1	0	0	0	0	0	1	0	0	0	0	0	0	0	3	3	0	0	.346	
Apr 02	G'town	*	5	3	3	3	1	0	1	0	0	0	0	0	0	0	0	1	2	0	0	.361	
Apr 03	G'town	*	4	2	2	1	0	0	1	1	0	0	0	0	0	0	0	2	1	0	1	.368	
Apr 06	Oakland	*	3	3	1	1	1	0	0	1	0	0	0	1	0	0	0	0	2	0	0	.367	
Apr 09	RUTGERS	*	4	2	1	0	1	0	0	0	0	0	1	0	0	0	0	1	3	0	0	.362	
Apr 10	RUTGERS	*	2	0	0	0	0	0	0	1	0	0	0	1	0	0	0	1	2	0	0	.354	
Apr 11	RUTGERS	*	3	1	1	3	0	0	1	2	0	0	0	1	0	0	0	1	2	1	1	.354	
Apr 13	CSU	*	5	0	2	2	1	0	0	0	0	0	0	0	0	0	0	2	1	0	0	.356	
Apr 16	SHU	*	4	2	2	2	0	1	0	0	0	1	0	1	0	0	0	0	1	0	0	.361	
Apr 17	SHU	*	4	0	1	0	0	0	0	0	0	0	0	0	0	0	0	0	3	0	0	.357	
Apr 18	SHU	*	5	1	1	0	0	0	0	0	0	0	0	0	0	0	0	3	2	0	0	.350	
Apr 20	Michigan	*	4	0	1	0	0	0	0	0	0	0	0	1	0	0	0	2	3	0	0	.347	
Apr 21	MICHIGAN	*	3	0	0	0	0	0	0	0	0	0	0	0	0	0	0	0	3	0	0	.339	
Apr 23	CINCI	*	4	1	1	1	0	0	1	0	0	0	0	0	0	0	0	0	2	0	0	.336	
Apr 24	CINCI-1	*	4	1	2	0	0	0	0	0	0	0	0	1	0	0	0	1	2	0	0	.341	
Apr 24	CINCI-2	*	5	1	5	0	1	0	0	0	0	0	0	0	0	0	0	0	1	0	0	.365	
Apr 27	TOLEDO	*	4	3	2	2	1	0	0	1	0	1	0	0	0	0	0	1	2	0	0	.369	
Apr 28	Valparaiso	*	5	3	3	4	2	0	1	0	0	0	0	0	0	0	0	2	1	0	0	.377	
Apr 30	ST. JOHN'S	*	3	2	0	0	0	0	0	1	0	0	0	1	0	0	0	2	0	0	0	.369	
May 01	ST. JOHN'S	*	3	1	1	1	0	0	1	0	0	0	0	1	0	0	0	1	2	0	0	.368	
May 02	ST. JOHN'S	*	3	0	1	0	0	0	0	1	0	0	0	1	0	0	0	1	3	0	0	.368	
May 08	WVU-1	*	5	1	1	0	0	0	0	0	0	1	0	0	0	0	0	4	2	0	0	.363	
May 08	WVU-2	*	4	3	2	2	0	0	1	0	0	0	0	1	0	0	0	1	4	0	1	.366	
May 09	WVU	*	5	1	2	1	1	0	1	0	0	0	0	0	0	0	0	2	0	0	0	.367	
May 12	CMU	*	4	1	1	0	0	0	0	0	0	0	0	0	0	0	0	1	4	0	0	.364	
May 14	Villanova	*	5	0	1	1	1	0	0	0	0	0	0	0	0	0	0	2	0	0	0	.360	
May 15	Villanova	*	3	0	0	0	0	0	0	1	0	0	0	1	0	0	0	2	4	0	0	.354	
May 16	Villanova	*	5	1	1	0	0	0	0	0	0	0	0	0	0	0	0	2	2	0	0	.349	
Totals			49	186	47	65	37	15	2	11	17	0	7	0	19	3	1	0	55	89	1	6	.349

SUPERLATIVES	2007	2008	2009	2010
Multi-Hit Games	1	-	5	18
Multi-RBI Games	3	-	3	10
2-out RBI	4	-	1	8

HIT STREAK	2007	2008	2009	2010
Longest	3	1	5	13
Current	-	-	-	1

CAREER HIGHS

AB: 5 (13x), last: at Villanova, 5.16.10
R: 4, at Rutgers, 4.28.07
H: 5, vs. Cincinnati, 4.24.10
RBI: 5, at St. John's, 5.14.09
HR: 2, at St. John's, 5.14.09
BB: 3, vs. Georgetown, 4.15.07
SB: 2 (2x), last: vs. Penn State, 2.28.10
K: 4, at West Virginia, 5.8.10 (Gm. 1)

SEASON HIGHS

AB: 5 (9x), last: at Villanova, 5.16
R: 3 (6x), last: at West Virginia, 5.8 (Gm. 2)
H: 5, vs. Cincinnati, 4.24
RBI: 4, vs. Valparaiso, 4.28
HR: 1 (11x), last: at West Virginia, 5.9
BB: 2 (2x), last: vs. Rutgers, 4.11
SB: 2, vs. Penn State, 2.28
K: 4, at West Virginia, 5.8 (Gm. 1)

Connolly's Career Stats

Year	Avg	GP	GS	AB	R	H	2B	3B	HR	RBI	TB	SLG%	BB	HBP	SO	GDP	OB%	SF	SH	SB	ATT	PO	A	E	FLD%
2007	.185	34	24	81	14	15	7	1	0	9	24	.296	13	0	29	1	.298	0	1	2	5	26	0	1	.963
2008	.500	8	0	4	2	2	0	0	0	1	2	.500	0	0	1	0	.500	0	0	0	0	0	0	0	.000
2009	.324	29	22	71	23	23	6	0	4	19	41	.577	14	10	24	0	.490	1	1	5	9	52	3	4	.932
2010	.349	50	49	186	47	65	15	2	11	37	117	.629	17	19	55	0	.453	1	3	7	7	89	1	6	.938
TOTAL	.307	121	95	342	86	105	28	3	15	66	184	.538	44	29	109	1	.427	2	5	14	21	167	4	11	.940

Connolly's BIG EAST Career Stats

Year	Avg	GP	GS	AB	R	H	2B	3B	HR	RBI	TB	SLG%	BB	HBP	SO	GDP	OB%	SF	SH	SB	ATT	PO	A	E	FLD%
2007	.176	14	11	34	9	6	1	1	0	2	9	.265	8	0	14	0	.333	0	0	2	2	7	0	0	1.000
2009	.313	12	9	32	9	10	1	0	4	10	23	.719	4	3	9	0	.436	0	0	1	2	24	0	2	.923
2010	.337	24	24	92	24	31	6	1	7	16	60	.652	9	11	31	0	.455	0	0	2	2	43	1	3	.936
TOTAL	.297	50	44	158	42	47	8	2	11	28	92	.582	21	14	54	0	.425	0	0	5	6	74	1	5	.938





Frank Desico

Second Base
 5-10 ▶ 185 ▶ Fr.
 Cleveland, Ohio (St. Ignatius)

35

An all-out, 'Charlie Hustle' type player ... great leader and plays with a big heart ... just a solid, complete baseball player ... plays in the Brett Lilley mold ... can play any of the infield positions ... possesses plus speed on the bases ... will compete for immediate playing time at either of the middle infield positions ... carried a 3.133 cumulative GPA into the '10 spring semester.

SUPERLATIVES 2010

Multi-Hit Games	18
Multi-RBI Games	8
2-out RBI	7

HIT STREAK 2010

Longest	10
Current	-

CAREER/SEASON HIGHS

AB:	6 (2x), last: vs. St. John's, 4.30
R:	3, at Georgetown, 4.2
H:	4 (3x), last: at West Virginia, 5.8 (Gm. 2)
RBI:	2 (8x), last: vs. St. John's, 4.30
HR:	1, vs. Oakland, 4.6
BB:	2 (3x), last: at Villanova, 5.15
SB:	1 (4x), last: vs. St. John's, 4.30
K:	1 (16x), last: at Villanova, 5.16

2010 Game-by-Game

Date	Opp	GS	AB	R	H	RBI	2B	3B	HR	BB	IBB	SB	CS	HBP	SAC	SF	GDP	K	PO	A	E	Avg
Feb 21	MVSU	3	1	1	0	0	0	0	0	1	0	0	0	0	0	0	0	1	1	2	1	.333
Feb 26	Illinois	1	0	0	0	0	0	0	0	0	0	0	0	0	0	0	0	0	0	0	0	.250
Feb 28	PSU	0	0	0	0	0	0	0	0	0	0	0	0	0	0	0	0	0	0	0	0	.250
Mar 06	KSU	*	2	0	1	0	0	0	0	0	0	0	0	0	1	0	0	1	3	3	0	.333
Mar 07	Stetson	*	3	2	2	0	1	0	0	0	0	0	0	0	1	0	0	1	2	4	1	.444
Mar 09	UTPA	*	3	0	0	0	0	0	0	0	0	0	0	0	1	0	0	1	3	2	0	.333
Mar 10	UTPA	*	3	1	0	0	0	0	0	0	0	0	0	0	0	0	0	1	2	2	1	.267
Mar 11	Bradley	*	3	1	1	1	0	0	0	2	0	0	1	0	0	0	1	0	1	5	0	.278
Mar 12	Pacific	*	4	1	3	2	1	0	0	0	0	0	0	0	0	0	0	0	2	5	0	.364
Mar 13	Gonzaga	*	4	1	2	0	0	0	0	0	0	0	0	0	0	0	0	0	3	1	0	.385
Mar 14	Pacific	*	4	0	0	0	0	0	0	0	0	0	0	0	0	0	0	1	1	4	0	.333
Mar 20	MSU-1	*	4	0	2	0	0	0	0	0	0	0	0	0	0	0	0	0	1	2	0	.353
Mar 20	MSU-2	*	4	1	1	0	0	0	0	0	0	0	0	1	1	0	0	1	3	6	0	.342
Mar 21	MSU	*	3	0	0	0	0	0	0	1	0	0	0	0	0	0	0	0	1	5	0	.317
Mar 23	Ball State	*	4	0	2	2	0	0	0	0	0	0	0	0	0	0	0	1	3	1	0	.333
Mar 24	UIC	*	3	0	2	0	1	0	0	0	0	0	0	0	1	0	0	0	2	1	1	.354
Mar 26	USF	*	3	0	0	0	0	0	0	0	0	0	0	0	0	0	0	1	2	2	0	.333
Mar 27	USF-1	*	3	0	0	1	0	0	0	0	0	0	0	0	1	0	0	0	3	6	1	.315
Mar 27	USF-2	*	3	1	1	0	1	0	0	0	0	0	0	0	0	0	0	0	0	3	0	.316
Apr 01	G'town	*	5	2	1	1	1	0	0	0	0	0	0	0	0	0	0	1	1	2	0	.306
Apr 02	G'town	*	4	3	2	0	0	0	0	1	0	1	0	0	0	0	0	0	5	1	0	.318
Apr 03	G'town	*	5	1	1	2	0	0	0	0	0	0	0	0	0	0	0	0	1	3	0	.310
Apr 06	Oakland	*	4	2	4	2	0	0	1	0	0	0	0	0	0	1	0	0	1	2	0	.347
Apr 09	RUTGERS	*	4	1	1	1	0	0	0	0	0	0	0	0	0	0	0	0	1	2	0	.342
Apr 10	RUTGERS	*	5	0	2	2	0	0	0	0	0	0	0	0	0	0	0	0	1	3	0	.345
Apr 11	RUTGERS	*	6	0	2	0	1	0	0	0	0	0	0	0	0	0	0	0	5	3	0	.344
Apr 13	CSU	*	5	1	1	0	0	0	0	0	0	0	0	0	0	0	0	0	2	8	0	.337
Apr 16	SHU	*	5	0	2	2	0	0	0	0	0	0	0	0	0	0	0	0	1	3	0	.340
Apr 17	SHU	*	3	0	0	0	0	0	0	1	0	0	0	0	0	0	0	0	1	2	0	.330
Apr 18	SHU	*	3	2	1	0	0	0	0	2	1	0	0	0	0	0	0	0	5	5	0	.330
Apr 20	Michigan	*	3	0	1	0	0	0	0	1	0	0	0	0	0	0	0	0	2	1	0	.330
Apr 21	MICHIGAN	*	3	0	0	0	0	0	0	0	0	0	0	0	0	0	0	1	1	4	0	.321
Apr 23	CINCI	*	4	2	3	0	0	0	0	0	0	0	0	0	0	0	0	0	1	1	0	.336
Apr 24	CINCI-1	*	3	1	1	0	0	0	0	1	0	1	0	0	1	0	0	0	1	5	0	.336
Apr 24	CINCI-2	*	5	0	1	1	0	0	0	0	0	0	0	0	0	0	0	0	3	2	0	.331
Apr 27	TOLEDO	*	5	1	1	2	0	0	0	0	0	0	0	0	0	0	0	0	0	3	0	.326
Apr 28	Valparaiso	*	5	0	2	1	0	0	0	0	0	1	0	0	0	0	0	1	1	2	0	.328
Apr 30	ST. JOHN'S	*	6	1	4	2	0	0	0	0	0	0	0	0	0	0	0	1	0	1	0	.343
May 01	ST. JOHN'S	*	4	0	0	0	0	0	0	0	0	0	0	0	0	0	0	0	1	3	4	.333
May 02	ST. JOHN'S	*	5	0	2	1	0	0	0	0	0	1	0	0	0	0	0	0	2	6	0	.336
May 08	WVU-1	*	5	0	1	0	0	0	0	0	0	0	0	0	0	0	0	0	4	5	0	.331
May 08	WVU-2	*	5	1	4	1	0	0	0	0	0	0	0	0	0	0	0	0	1	2	0	.346
May 09	WVU	*	5	1	2	0	0	0	0	0	0	0	0	0	0	0	0	0	3	2	0	.348
May 12	CMU	*	3	0	1	0	0	0	0	1	0	0	0	0	0	0	0	0	2	1	0	.347
May 14	Villanova	*	5	0	2	1	0	0	0	0	0	0	0	0	0	0	0	0	1	6	0	.349
May 15	Villanova	*	3	1	1	0	0	0	0	2	0	0	0	0	0	0	0	0	4	1	0	.349
May 16	Villanova	*	4	0	0	0	0	0	0	0	0	0	0	0	1	0	0	1	1	3	0	.341
Totals			44	179	29	61	25	6	0	1	13	1	4	1	7	2	1	16	92	131	5	.341

Desico's Career Stats

Year	Avg	GP	GS	AB	R	H	2B	3B	HR	RBI	TB	SLG%	BB	HBP	SO	GDP	OB%	SF	SH	SB	ATT	PO	A	E	FLD%
2010	.341	47	44	179	29	61	6	0	1	25	70	.391	13	1	16	1	.385	2	7	4	5	92	131	5	.978
TOTAL	.341	47	44	179	29	61	6	0	1	25	70	.391	13	1	16	1	.385	2	7	4	5	92	131	5	.978

Desico's BIG EAST Career Stats

Year	Avg	GP	GS	AB	R	H	2B	3B	HR	RBI	TB	SLG%	BB	HBP	SO	GDP	OB%	SF	SH	SB	ATT	PO	A	E	FLD%
2010	.330	24	24	103	17	34	3	0	0	15	37	.359	7	0	6	0	.369	1	2	3	3	55	67	1	.992
TOTAL	.330	24	24	103	17	34	3	0	0	15	37	.359	7	0	6	0	.369	1	2	3	3	55	67	1	.992



Mick Doyle

Shortstop/Third Base

6-1 ▶ 200 ▶ Jr.

LaGrange Park, Illinois (Benet Academy)

26

Two-year monogram winner serves as co-captain (along with Cole Johnson, Brian Dupra and Ryan Connolly) of the 2010 Irish team ... slick-fielding middle infielder who also could play third base ... has excellent defensive footwork and soft hands ... versatile, hard-nosed player with gap-to-gap power ... appears fully healthy after battling a back injury throughout much of the 2009 season ... carried a 3.430 cumulative GPA into the 10 spring semester.

2010 Game-by-Game

Date	Opp	GS	AB	R	H	RBI	2B	3B	HR	BB	IBB	SB	CS	HBP	SAC	SF	GDP	K	PO	A	E	Avg
Feb 19	MVSU	*	4	1	0	0	0	0	0	1	0	0	0	0	0	0	0	2	2	1	2	.000
Feb 20	MVSU	*	4	1	1	1	1	0	0	0	0	0	0	0	1	0	0	1	1	3	0	.125
Feb 21	MVSU	*	1	2	0	0	0	0	0	2	0	0	0	0	0	0	0	0	0	0	0	.111
Feb 26	Illinois	*	4	0	1	0	1	0	0	0	0	0	0	0	0	0	0	3	1	1	1	.154
Feb 27	OSU	*	5	0	1	0	0	0	0	0	0	0	0	0	0	1	0	4	7	1	1	.167
Feb 28	PSU	*	4	0	1	2	0	0	0	1	0	0	0	0	0	1	0	0	4	0	1	.182
Mar 06	Harvard	*	4	0	2	1	2	0	0	1	0	0	0	0	0	1	0	2	2	2	1	.231
Mar 06	KSU	*	4	0	1	0	0	0	0	0	0	0	0	0	0	1	1	0	3	0	0	.233
Mar 07	Stetson	*	4	0	0	0	0	0	0	0	0	0	0	0	0	0	0	1	4	3	0	.206
Mar 09	UTPA	*	3	0	0	0	0	0	0	0	0	0	0	0	0	0	0	2	1	2	0	.189
Mar 20	MSU-1	*	2	0	0	0	0	0	0	2	0	0	0	0	0	0	0	1	3	3	1	.179
Mar 20	MSU-2	*	3	0	1	0	0	0	0	2	0	0	0	0	0	0	0	0	2	4	0	.190
Mar 21	MSU	*	4	0	0	0	0	0	0	0	0	0	0	0	0	0	0	1	0	2	0	.174
Mar 23	Ball State	*	5	2	3	1	1	1	0	0	0	1	0	0	0	0	0	1	1	5	0	.216
Mar 24	UIC	*	4	1	2	1	0	0	1	0	0	0	0	0	0	0	0	0	2	6	0	.236
Mar 26	USF	*	3	0	0	0	0	0	0	0	0	0	0	0	0	0	0	3	1	4	0	.224
Mar 27	USF-1	*	4	1	1	0	0	0	0	0	0	0	0	0	0	0	0	0	1	1	0	.226
Mar 27	USF-2	*	4	0	0	0	0	0	0	0	0	0	0	0	0	0	0	2	1	2	1	.212
Apr 01	G'town	*	5	2	3	0	0	0	0	0	0	0	0	0	0	0	0	0	1	4	0	.239
Apr 02	G'town	*	5	1	2	4	0	0	1	0	0	0	0	0	0	0	0	0	1	4	0	.250
Apr 03	G'town	*	5	1	1	3	0	0	1	0	0	0	0	0	0	0	0	0	2	3	0	.247
Apr 06	Oakland	*	4	0	1	2	1	0	0	1	0	0	0	0	0	0	0	1	1	3	1	.247
Apr 09	RUTGERS	*	4	1	1	1	1	0	0	0	0	0	0	0	0	0	0	1	2	2	2	.247
Apr 10	RUTGERS	*	4	1	1	0	0	0	0	1	0	0	0	0	0	0	1	1	2	4	0	.247
Apr 11	RUTGERS	*	5	0	0	0	0	0	0	0	0	0	0	0	0	0	0	2	2	6	0	.235
Apr 13	CSU	*	3	1	1	0	1	0	0	2	0	0	0	0	0	0	0	0	4	8	1	.238
Apr 16	SHU	*	5	0	0	0	0	0	0	0	0	0	0	0	0	0	0	1	1	2	1	.226
Apr 17	SHU	*	2	0	1	0	0	0	0	0	0	0	1	1	0	0	0	0	2	0	0	.231
Apr 18	SHU	*	4	1	0	0	0	0	0	1	0	0	1	0	0	0	0	0	3	10	0	.223
Apr 20	Michigan	*	4	1	1	0	1	0	0	0	0	0	0	0	0	0	0	3	1	3	0	.224
Apr 21	MICHIGAN	*	2	0	1	0	0	0	0	0	0	0	0	0	0	0	0	0	2	2	1	.229
Apr 23	CINCI	*	3	0	0	1	0	0	0	0	0	0	0	0	0	1	0	2	3	5	0	.223
Apr 24	CINCI-1	*	4	0	0	0	0	0	0	1	0	0	0	0	0	0	0	3	1	0	0	.216
Apr 24	CINCI-2	*	3	1	0	0	0	0	0	1	0	1	0	0	0	0	0	1	1	3	0	.211
Apr 27	TOLEDO	*	3	1	0	0	0	0	0	1	0	0	0	0	0	0	0	0	0	2	0	.206
Apr 28	Valparaiso	*	2	1	0	0	0	0	0	2	0	0	0	0	0	0	1	0	2	7	0	.203
Apr 30	ST. JOHN'S	*	4	1	0	0	0	0	0	0	0	0	0	1	0	0	0	1	0	2	0	.197
May 01	ST. JOHN'S	*	4	0	1	0	1	0	0	0	0	0	0	0	0	0	0	1	0	8	0	.199
May 02	ST. JOHN'S	*	4	1	2	1	2	0	0	0	0	0	0	0	0	0	0	0	3	3	0	.207
May 08	WVU-1	*	3	0	0	0	0	0	0	0	0	0	0	0	0	0	0	1	0	1	1	.203
May 08	WVU-2	*	3	0	0	0	0	0	0	0	0	0	0	0	0	0	0	1	2	3	0	.199
May 09	WVU	*	4	0	1	0	0	0	0	0	0	0	0	0	0	0	0	0	1	6	0	.200
May 12	CMU	*	3	1	1	1	0	0	1	0	0	0	0	0	0	0	0	1	1	3	1	.203
May 14	Villanova	*	4	2	2	2	0	0	1	0	0	0	0	0	0	0	0	0	0	2	0	.210
May 15	Villanova	*	4	1	2	1	0	0	0	0	0	0	0	0	0	1	0	1	2	4	0	.217
May 16	Villanova	*	5	1	3	0	0	0	0	0	0	0	0	0	0	0	0	1	0	5	0	.228
Totals			46	171	27	39	22	12	1	5	19	0	2	2	2	3	5	37	72	154	16	.228

SUPERLATIVES	2008	2009	2010
Multi-Hit Games	6	16	9
Multi-RBI Games	-	8	5
2-out RBI	2	15	9

HIT STREAK	2008	2009	2010
Longest	3	11	6
Current	-	-	5

CAREER HIGHS	
AB:	5 (13x), last: at Villanova, 5.16.10
R:	4, vs. Iowa, 2.23.08
H:	3 (6x), last: at Villanova, 5.16.10
RBI:	4, at Georgetown, 4.2.10
HR:	1 (7x), last: vs. Central Michigan, 5.12.10
BB:	2 (9x), last: vs. Valparaiso, 4.28.10
SB:	1 (5x), last: vs. Cincinnati, 4.24.10
K:	3 (4x), last: vs. Cincinnati, 4.24.10

SEASON HIGHS	
AB:	5 (8x), last: at Villanova, 5.16.10
R:	2 (4x), last: at Villanova, 5.14.10
H:	3 (3x), last: at Villanova, 5.16.10
RBI:	4, at Georgetown, 4.2.10
HR:	1 (4x), last: vs. Central Michigan, 5.12.10
BB:	2 (5x), last: vs. Valparaiso, 4.28.10
SB:	1 (2x), last: vs. Cincinnati, 4.24.10
K:	3 (3x), last: vs. Cincinnati, 4.24.10

Doyle's Career Stats

Year	Avg	GP	GS	AB	R	H	2B	3B	HR	RBI	TB	SLG%	BB	HBP	SO	GDP	OB%	SF	SH	SB	ATT	PO	A	E	FLD%
2008	.313	24	11	48	10	15	4	0	0	6	19	.396	4	0	11	0	.358	1	5	0	0	26	30	5	.918
2009	.327	49	44	156	29	51	10	0	3	31	70	.449	19	1	29	4	.384	9	3	3	5	63	102	13	.927
2010	.228	46	46	171	27	39	12	1	5	22	68	.398	19	2	37	5	.308	3	2	2	4	72	154	16	.934
TOTAL	.280	119	101	375	66	105	26	1	8	59	157	.419	42	3	77	9	.346	13	10	5	9	161	286	34	.929

Doyle's BIG EAST Career Stats

Year	Avg	GP	GS	AB	R	H	2B	3B	HR	RBI	TB	SLG%	BB	HBP	SO	GDP	OB%	SF	SH	SB	ATT	PO	A	E	FLD%
2008	.313	8	2	16	1	5	2	0	0	1	7	.438	1	0	4	0	.353	0	0	0	0	11	5	0	1.000
2009	.351	22	21	77	15	27	5	0	2	18	38	.494	6	1	15	1	.382	5	1	2	2	31	47	4	.951
2010	.221	24	24	95	15	21	4	0	3	13	34	.358	4	2	22	1	.262	2	1	1	3	32	84	5	.959
TOTAL	.282	54	47	188	31	53	11	0	5	32	79	.420	11	3	41	2	.321	7	2	3	5	74	136	9	.959





Matt Grosso

Outfield/Designated Hitter
 5-10 ▶ 175 ▶ Sr.
 Marlborough, Connecticut (RHAM/Maine/UConn)

One-year monogram winner will compete for a starting spot at either corner outfield position or designated hitter ... a pure hitter with good mechanics and a natural, fluid swing ... carried a 3.292 cumulative GPA into the '10 spring semester.



SUPERLATIVES	2009	2010
Multi-Hit Games	3	1
Multi-RBI Games	1	1
2-out RBI	2	2

HIT STREAK	2009	2010
Longest	2	2
Current	-	-

CAREER HIGHS

AB:	6, vs. Purdue, 2.22.09
R:	2, vs. MVSU, 2.21.10
H:	2 (4x), last: vs. MVSU, 2.21.10
RBI:	2 (2x), last: vs. MVSU, 2.21.10
HR:	1 (2x), last: vs. Penn State, 2.28.10
BB:	2 (2x), last: vs. MSU-2, 3.20.10
SB:	1, MSU-2, 3.20.10
K:	2 (4x), last: vs. UTPA, 3.10.10

SEASON HIGHS

AB:	4 (2x), last: vs. Michigan State, 3.21
R:	2, vs. MVSU, 2.21
H:	2, vs. MVSU, 2.21
RBI:	2, vs. MVSU, 2.21
HR:	1, vs. Penn State, 2.28
BB:	2 (2x), last: vs. Michigan State, 3.20
SB:	1, MSU-2, 3.20
K:	2, vs. UTPA, 3.10

2010 Game-by-Game

Date	Opp	GS	AB	R	H	RBI	2B	3B	HR	BB	IBB	SB	CS	HBP	SAC	SF	GDP	K	PO	A	E	Avg	
Feb 19	MVSU	*	2	1	1	0	0	0	0	2	0	0	0	0	0	0	0	0	0	0	0	0	.500
Feb 20	MVSU		0	0	0	0	0	0	0	0	0	0	0	0	0	0	0	0	0	0	0	0	.500
Feb 21	MVSU	*	3	2	2	2	0	0	0	1	0	0	0	0	0	0	0	0	0	0	0	0	.600
Feb 26	Illinois		1	0	0	0	0	0	0	0	0	0	0	0	0	0	0	0	1	0	0	0	.500
Feb 27	OSU	*	3	1	1	0	0	0	0	0	0	0	0	0	0	0	0	0	0	0	0	0	.444
Feb 28	PSU		1	1	1	1	0	0	1	0	0	0	0	0	0	0	0	0	0	0	0	0	.500
Mar 06	KSU		1	0	0	0	0	0	0	0	0	0	0	0	0	0	0	0	0	0	0	0	.455
Mar 09	UTPA		1	0	0	0	0	0	0	0	0	0	0	0	0	0	0	0	1	0	0	0	.417
Mar 10	UTPA	*	4	1	0	0	0	0	0	0	0	0	0	0	0	0	0	2	0	0	0	0	.312
Mar 14	Pacific		1	0	0	0	0	0	0	0	0	0	0	0	0	0	0	0	0	0	0	0	.294
Mar 20	MSU-2	*	3	1	0	0	0	0	0	2	0	1	0	0	0	0	0	0	0	0	0	0	.250
Mar 21	MSU	*	4	0	0	0	0	0	0	0	0	0	0	0	0	0	0	0	0	0	0	0	.208
Mar 24	UIC		1	0	0	0	0	0	0	0	0	0	0	0	0	0	0	0	0	0	0	0	.200
Apr 10	RUTGERS		1	0	0	0	0	0	0	0	0	0	0	0	0	0	0	0	1	0	0	0	.192
Apr 18	SHU		0	0	0	0	0	0	0	0	0	0	0	0	0	0	0	0	0	0	0	0	.192
Apr 20	Michigan		1	0	0	0	0	0	0	0	0	0	0	0	0	0	0	0	0	0	0	0	.185
Totals			6	27	7	5	3	0	0	1	5	0	1	0	0	0	0	0	5	0	0	0	.185

Grosso's Career Stats

Year	Avg	GP	GS	AB	R	H	2B	3B	HR	RBI	TB	SLG%	BB	HBP	SO	GDP	OB%	SF	SH	SB	ATT	PO	A	E	FLD%
2009	.159	20	9	44	3	7	1	0	1	4	11	.250	4	0	9	1	.229	0	1	0	0	2	0	0	1.000
2010	.185	16	6	27	7	5	0	0	1	3	8	.296	5	0	5	0	.313	0	0	1	1	0	0	0	.000
TOTAL	.169	36	15	71	10	12	1	0	2	7	19	.268	9	0	14	1	.263	0	1	1	1	2	0	0	1.000

Grosso's BIG EAST Career Stats

Year	Avg	GP	GS	AB	R	H	2B	3B	HR	RBI	TB	SLG%	BB	HBP	SO	GDP	OB%	SF	SH	SB	ATT	PO	A	E	FLD%
2009	.000	5	1	9	0	0	0	0	0	0	0	.000	1	0	4	1	.100	0	0	0	0	0	0	0	.000
2010	.000	2	0	1	0	0	0	0	0	0	0	.000	0	0	1	0	.000	0	0	0	0	0	0	0	.000
TOTAL	.000	7	1	10	0	0	0	0	0	0	0	.000	1	0	5	1	.091	0	0	0	0	0	0	0	.000



Will Harford

Infield/Catcher
 6-0 ▶ 180 ▶ Sr.
 Chicago, Illinois (Kent School)

30

Two-year monogram winner serves as a utility player and invited walk-on who again could see time on the left side of the infield or at catcher ... a tough out who puts the ball in play ... carried a 3.324 cumulative GPA into the '10 spring semester.

2010 Game-by-Game

Date	Opp	GS	AB	R	H	RBI	2B	3B	HR	BB	IBB	SB	CS	HBP	SAC	SF	GDP	K	PO	A	E	Avg
Feb 21	MVSU	2	1	0	0	0	0	0	0	0	0	0	0	0	0	0	0	0	0	0	1	.000
Mar 20	MSU-1	0	0	0	0	0	0	0	0	0	0	0	0	0	0	0	0	0	1	0	0	.000
Mar 20	MSU-2 *	4	0	1	0	0	0	0	0	1	0	0	0	0	0	0	0	0	13	0	0	.167
Mar 21	MSU *	3	0	0	0	0	0	0	0	0	0	0	0	0	0	0	0	1	13	1	0	.111
Mar 23	BALL STATE	0	0	0	0	0	0	0	0	0	0	0	0	0	0	0	0	0	1	0	0	.111
Apr 21	MICHIGAN	0	0	0	0	0	0	0	0	1	0	0	0	0	0	0	0	0	0	0	0	.111
May 12	CMU	1	0	0	0	0	0	0	0	0	0	0	0	0	0	0	0	1	0	0	0	.100
Totals		2	10	1	1	0	0	0	0	2	0	0	0	0	0	0	0	2	28	1	1	.100

SUPERLATIVES	2007	2008	2009	2010
Multi-Hit Games	2	2	-	3
Multi-RBI Games	1	-	-	2
2-out RBI	-	-	-	-

HIT STREAK	2007	2008	2009	2010
Longest	3	7	-	1
Current	-	-	-	-

CAREER HIGHS

AB:	4, vs. Michigan State, 3.20.10
R:	1, vs. MVSU, 2.21.10
H:	1, vs. Michigan State, 3.20.10
RBI:	--
HR:	--
BB:	1 (4x), last: vs. Michigan, 4.21.10
SB:	--
K:	1 (4x), last: vs. Central Michigan, 5.12.10

SEASON HIGHS

AB:	4, vs. Michigan State, 3.20
R:	1, vs. MVSU, 2.21
H:	1, vs. Michigan State, 3.20
RBI:	--
HR:	--
BB:	1 (2x), vs. Michigan, 4.21
SB:	--
K:	1 (2x), last: vs. Central Michigan, 5.12

Harford's Career Stats

Year	Avg	GP	GS	AB	R	H	2B	3B	HR	RBI	TB	SLG%	BB	HBP	SO	GDP	OB%	SF	SH	SB	ATT	PO	A	E	FLD%
2007	.000	1	0	1	0	0	0	0	0	0	0	.000	0	0	0	0	.000	0	0	0	0	0	0	0	.000
2008	.000	7	0	5	0	0	0	0	0	0	0	.000	2	0	2	1	.286	0	0	0	0	0	0	0	.000
2010	.100	7	2	10	1	1	0	0	0	0	1	.100	2	0	2	0	.250	0	0	0	0	28	1	1	.967
TOTAL	.063	15	2	16	1	1	0	0	0	0	1	.063	4	0	4	1	.250	0	0	0	0	28	1	1	.967

Harford's BIG EAST Career Stats

Year	Avg	GP	GS	AB	R	H	2B	3B	HR	RBI	TB	SLG%	BB	HBP	SO	GDP	OB%	SF	SH	SB	ATT	PO	A	E	FLD%
------	-----	----	----	----	---	---	----	----	----	-----	----	------	----	-----	----	-----	-----	----	----	----	-----	----	---	---	------



4



Joe Hudson

Catcher
6-1 ▶ 190 ▶ Fr.
Odessa, Florida (Tampa Jesuit)

Rookie catcher will challenge for playing time as Notre Dame's backup catcher ... possesses an extremely strong and accurate throwing arm ... great receiver and leader behind the plate ... brings an above average bat with gap-to-gap power.

2010 Game-by-Game

Date	Opp	GS	AB	R	H	RBI	2B	3B	HR	BB	IBB	SB	CS	HBP	SAC	SF	GDP	K	PO	A	E	Avg
Feb 19	MVSU	0	0	0	0	0	0	0	0	0	0	0	0	0	0	0	0	0	1	0	0	.000
Feb 21	MVSU	*	4	1	2	2	0	0	0	0	0	0	0	0	0	2	0	0	11	0	0	.500
Feb 27	OSU	0	0	0	0	0	0	0	0	0	0	0	0	0	0	0	0	0	1	0	0	.500
Feb 28	PSU	*	3	0	0	0	0	0	0	0	0	0	0	0	0	0	0	1	5	1	0	.286
Mar 06	KSU	*	4	1	1	0	0	0	0	0	0	0	0	0	0	0	0	1	2	1	0	.273
Mar 10	UTPA	*	2	0	0	0	0	0	0	1	0	0	0	0	0	0	0	0	8	0	0	.231
Mar 20	MSU-2	*	3	0	0	0	0	0	0	2	0	0	0	0	0	0	0	1	5	0	0	.188
Mar 24	UIC	*	3	0	0	0	0	0	0	0	0	0	0	0	0	0	0	2	4	4	0	.158
Apr 09	RUTGERS	0	0	0	0	0	0	0	0	0	0	0	0	0	0	0	0	0	1	1	0	.158
Apr 10	RUTGERS	*	3	1	1	1	0	0	0	0	0	0	0	0	0	0	0	1	6	1	0	.182
Apr 18	SHU	0	0	0	0	0	0	0	0	0	0	0	0	0	0	0	0	0	1	0	0	.182
Apr 20	Michigan	*	3	0	0	0	0	0	0	0	0	0	0	0	0	0	0	0	8	3	0	.160
Apr 28	Valparaiso	*	4	2	2	0	0	0	0	0	0	0	0	0	0	0	0	1	5	0	0	.207
Apr 30	ST. JOHN'S	0	0	0	0	0	0	0	0	0	0	0	0	0	0	0	0	0	2	0	0	.207
May 08	WVU-2	*	4	1	1	0	1	0	0	0	0	0	0	0	0	0	0	0	4	0	0	.212
May 12	CMU	1	0	0	0	0	0	0	0	0	0	0	0	0	0	0	0	1	4	0	0	.206
May 14	Villanova	*	3	1	1	0	0	0	0	1	0	0	0	0	0	0	0	1	4	2	0	.216
May 15	Villanova	*	3	0	1	1	0	0	0	0	0	0	0	0	1	0	0	2	12	2	0	.225
May 16	Villanova	*	4	1	3	1	0	0	1	1	0	1	0	0	0	0	0	1	9	1	0	.273
Totals			13	44	8	12	5	1	0	1	5	0	1	0	0	3	0	12	93	16	0	.273

SUPERLATIVES 2010

Multi-Hit Games	3
Multi-RBI Games	1
2-out RBI	1

HIT STREAK 2010

Longest	3
Current	3

CAREER/SEASON HIGHS

AB:	4 (5x), last: at Villanova, 5.16
R:	2, vs. Valparaiso, 4.28
H:	3, at Villanova, 5.16
RBI:	2, vs. MVSU, 2.21
HR:	1, at Villanova, 5.16
BB:	2, vs. Michigan State-2, 3.20
SB:	--
K:	2 (2x), last: at Villanova, 5.15

Hudson's Career Stats

Year	Avg	GP	GS	AB	R	H	2B	3B	HR	RBI	TB	SLG%	BB	HBP	SO	GDP	OB%	SF	SH	SB	ATT	PO	A	E	FLD%
2010	.273	19	13	44	8	12	1	0	1	5	16	.364	5	0	12	0	.327	3	0	1	1	93	16	0	1.000
TOTAL	.273	19	13	44	8	12	1	0	1	5	16	.364	5	0	12	0	.327	3	0	1	1	93	16	0	1.000

Hudson's BIG EAST Career Stats

Year	Avg	GP	GS	AB	R	H	2B	3B	HR	RBI	TB	SLG%	BB	HBP	SO	GDP	OB%	SF	SH	SB	ATT	PO	A	E	FLD%
2010	.412	8	5	17	4	7	1	0	1	3	11	.647	2	0	5	0	.450	1	0	1	1	39	7	0	1.000
TOTAL	.412	8	5	17	4	7	1	0	1	3	11	.647	2	0	5	0	.450	1	0	1	1	39	7	0	1.000



Ryne Intlekofer

Infield/Outfield

5-9 ▶ 165 ▶ Sr.

Moorpark, California (Moorpark)

Three-year monogram winner is a tough-minded infielder who gained starting experience at second base last season with the Irish ... noted for his hustle, speed, quick bat and baseball instincts ... will compete for starting spot this spring.

29

2010 Game-by-Game

Date	Opp	GS	AB	R	H	RBI	2B	3B	HR	BB	IBB	SB	CS	HBP	SAC	SF	GDP	K	PO	A	E	Avg
Feb 19	MVSU	*	5	2	1	3	0	0	1	1	0	0	0	0	0	0	0	1	2	4	0	.200
Feb 20	MVSU	*	4	1	1	0	1	0	0	0	0	0	0	0	0	0	0	1	0	1	0	.222
Feb 26	Illinois	*	5	0	2	0	0	0	0	0	0	0	0	0	0	0	0	1	3	2	0	.286
Feb 27	OSU	*	4	0	1	0	0	0	0	0	0	0	0	0	0	0	0	0	2	5	0	.278
Mar 06	KSU	*	2	0	1	0	0	0	0	0	0	0	0	0	0	0	0	0	3	0	0	.300
Mar 20	MSU-1		1	0	0	0	0	0	0	0	0	0	0	0	0	0	0	1	0	0	0	.286
Mar 20	MSU-2	*	3	1	1	0	1	0	0	1	0	0	0	0	1	0	0	0	1	0	0	.292
Mar 21	MSU	*	4	0	2	0	1	0	0	0	0	1	0	0	0	0	0	0	1	0	0	.321
Mar 23	Ball State	*	5	2	2	0	0	0	0	0	0	0	0	0	0	0	0	1	4	0	0	.333
Mar 24	UIC	*	4	1	2	1	1	0	0	0	0	0	0	1	0	0	0	0	3	0	0	.351
Mar 26	USF	*	4	0	0	0	0	0	0	0	0	0	0	0	0	0	0	2	3	0	0	.317
Mar 27	USF-1	*	3	0	0	1	0	0	0	1	0	0	0	0	0	1	0	1	2	0	0	.295
Mar 27	USF-2	*	3	0	0	0	0	0	0	0	0	0	0	0	0	0	0	2	1	0	0	.277
Apr 01	G'town		0	1	0	0	0	0	0	1	0	0	0	0	0	0	0	0	1	1	0	.277
Apr 06	Oakland		0	0	0	0	0	0	0	0	0	0	0	0	0	0	0	0	1	1	0	.277
Apr 10	RUTGERS		1	0	1	0	0	0	0	0	0	0	0	0	0	0	0	0	0	0	0	.292
Apr 21	MICHIGAN*		3	1	1	0	0	0	0	0	0	0	0	1	0	0	1	0	0	0	0	.294
Apr 30	ST. JOHN'S		1	0	0	0	0	0	0	0	0	0	0	0	0	0	0	0	1	0	0	.288
May 08	WVU-1		0	0	0	0	0	0	0	0	0	0	0	0	0	0	0	0	0	0	0	.288
May 08	WVU-2		0	0	0	0	0	0	0	0	0	0	0	0	0	0	0	0	1	0	0	.288
May 12	CMU		0	0	0	0	0	0	0	1	0	0	0	0	0	0	0	0	0	0	0	.288
Totals			13	52	9	15	5	4	0	1	5	0	1	0	2	1	1	10	29	14	0	.288

SUPERLATIVES	2007	2008	2009	2010
Multi-Hit Games	2	-	3	4
Multi-RBI Games	2	2	3	1
2-out RBI	5	4	2	-

HIT STREAK	2007	2008	2009	2010
Longest	2	3	3	5
Current	-	-	-	-

CAREER HIGHS

AB:	5 (7x), last: vs. Ball State, 3.23.10
R:	2 (4x), last: vs. Ball State, 3.23.10
H:	3, at Pittsburgh, 3.29.09
RBI:	3 (3x), last: vs. MVSU, 2.19.10
HR:	1 (2x), last: vs. MVSU, 2.19.10
BB:	2 (2x), last: vs. Toledo, 4.1.09
SB:	1 (2x), last: vs. Michigan State, 3.21.10
K:	3, vs. Cleveland State, 3.20.07

SEASON HIGHS

AB:	5 (3x), last: vs. Ball State, 3.23
R:	2 (2x), last: vs. Ball State, 3.23
H:	2 (4x), last: vs. UIC, 3.24
RBI:	3, vs. MVSU, 2.19
HR:	1, vs. MVSU, 2.19
BB:	1 (5x), last: vs. Central Michigan, 5.12
SB:	1, vs. Michigan State, 3.21
K:	2 (2x), last: at USF, 3.27

Intlekofer's Career Stats

Year	Avg	GP	GS	AB	R	H	2B	3B	HR	RBI	TB	SLG%	BB	HBP	SO	GDP	OB%	SF	SH	SB	ATT	PO	A	E	FLD%
2007	.219	19	7	32	4	7	1	0	0	6	8	.250	1	1	10	0	.265	0	2	1	1	14	19	1	.971
2008	.286	19	2	14	5	4	0	2	0	5	8	.571	1	2	4	0	.389	1	0	0	0	9	14	0	1.000
2009	.250	33	15	56	11	14	1	2	1	10	22	.393	7	2	10	0	.348	1	0	0	0	28	44	7	.911
2010	.288	21	13	52	9	15	4	0	1	5	22	.423	5	2	10	1	.367	1	1	1	1	29	14	0	1.000
TOTAL	.260	92	37	154	29	40	6	4	2	26	60	.390	14	7	34	1	.343	3	3	2	2	80	91	8	.955

Intlekofer's BIG EAST Career Stats

Year	Avg	GP	GS	AB	R	H	2B	3B	HR	RBI	TB	SLG%	BB	HBP	SO	GDP	OB%	SF	SH	SB	ATT	PO	A	E	FLD%
2007	.111	6	3	9	1	1	0	0	0	1	1	.111	0	1	2	0	.200	0	1	1	1	3	4	1	.875
2008	.200	7	1	5	1	1	0	0	0	3	1	.200	0	2	2	0	.375	1	0	0	0	6	7	0	1.000
2009	.296	13	8	27	4	8	0	2	1	3	15	.556	2	1	4	0	.367	0	0	0	0	12	19	3	.912
2010	.083	8	3	12	1	1	0	0	0	1	1	.083	2	0	5	0	.200	1	0	0	0	9	1	0	1.000
TOTAL	.208	34	15	53	7	11	0	2	1	8	18	.340	4	4	13	0	.302	2	1	1	1	30	31	4	.938



Charlie Markson

Outfield

6-2 ▶ 180 ▶ Fr.

Whitefish Bay, Wisconsin (Whitefish Bay)

Another rookie in the mold of recently departed and MLB first round draft pick A.J. Pollock ... extremely quick with a strong throwing arm ... very versatile, played shortstop, centerfield and even pitched in high school ... will add depth and athleticism to the Irish squad ... tremendous contact hitter that will hit for a high average.

20

SUPERLATIVES 2010

Multi-Hit Games	1
Multi-RBI Games	1
2-out RBI	2

HIT STREAK 2010

Longest	2
Current	-

CAREER/SEASON HIGHS

AB:	4, vs. Penn State, 2.28
R:	1 (3x), last: vs. Ball State, 3.23
H:	2, vs. MVSU, 2.21
RBI:	3, vs. MVSU, 2.21
HR:	--
BB:	3, vs. Ball State, 3.23
SB:	1 (2x), last: vs. UIC, 3.24
K:	2, vs. UIC, 3.24

2010 Game-by-Game

Date	Opp	GS	AB	R	H	RBI	2B	3B	HR	BB	IBB	SB	CS	HBP	SAC	SF	GDP	K	PO	A	E	Avg
Feb 19	MVSU	0	0	0	0	0	0	0	0	0	0	0	0	0	0	0	0	0	1	0	0	.000
Feb 20	MVSU	0	1	0	0	0	0	0	0	0	0	0	0	0	0	0	0	0	0	0	0	.000
Feb 21	MVSU	3	1	2	3	1	0	0	0	0	0	0	0	0	0	0	0	0	1	0	0	.667
Feb 27	OSU	1	0	1	0	0	0	0	0	0	0	0	0	0	0	0	0	0	0	0	0	.750
Feb 28	PSU *	4	0	0	0	0	0	0	0	0	0	0	0	0	0	0	0	0	3	0	1	.375
Mar 06	KSU	0	0	0	0	0	0	0	0	0	0	0	0	0	0	0	0	0	0	0	0	.375
Mar 10	UTPA	1	0	1	0	0	0	0	0	0	0	0	0	0	0	0	0	0	0	0	0	.444
Mar 11	Bradley	0	0	0	0	0	0	0	0	0	0	0	0	0	0	0	0	0	0	0	0	.444
Mar 14	Pacific	0	0	0	0	0	0	0	0	0	0	0	0	0	0	0	0	0	0	0	0	.444
Mar 20	MSU-1	1	0	0	0	0	0	0	0	0	0	0	0	0	0	0	0	0	0	0	0	.400
Mar 21	MSU *	3	0	1	0	0	0	0	0	0	0	0	0	0	0	0	0	1	3	0	0	.385
Mar 23	Ball State *	2	1	0	0	0	0	0	3	0	1	0	0	0	0	0	0	0	1	0	0	.333
Mar 24	UIC *	3	0	0	0	0	0	0	1	0	1	0	0	0	0	0	0	2	5	0	0	.278
Mar 27	USF-2	0	0	0	0	0	0	0	0	0	0	0	0	0	0	0	0	0	2	0	0	.278
Apr 21	MICHIGAN	2	0	0	0	0	0	0	0	0	0	0	0	0	0	0	0	1	0	0	0	.250
Totals		4	20	3	5	3	1	0	4	0	2	0	0	0	0	0	0	4	16	0	1	.250

Markson's Career Stats

Year	Avg	GP	GS	AB	R	H	2B	3B	HR	RBI	TB	SLG%	BB	HBP	SO	GDP	OB%	SF	SH	SB	ATT	PO	A	E	FLD%
2010	.250	15	4	20	3	5	1	0	0	3	6	.300	4	0	4	0	.375	0	0	2	2	16	0	1	.941
TOTAL	.250	15	4	20	3	5	1	0	0	3	6	.300	4	0	4	0	.375	0	0	2	2	16	0	1	.941

Markson's BIG EAST Career Stats

Year	Avg	GP	GS	AB	R	H	2B	3B	HR	RBI	TB	SLG%	BB	HBP	SO	GDP	OB%	SF	SH	SB	ATT	PO	A	E	FLD%
2010	.000	1	0	0	0	0	0	0	0	0	0	.000	0	0	0	0	.000	0	0	0	0	2	0	0	1.000
TOTAL	.000	1	0	0	0	0	0	0	0	0	0	.000	0	0	0	0	.000	0	0	0	0	2	0	0	1.000



Casey Martin

First Base
 6-4 ▶ 250 ▶ Sr.
 Chesterton, Indiana (Chesterton)

38

Two-year monogram winner has tremendous raw power and will compete for a starting spot at first base or designated hitter ... outstanding defensive first baseman (did not commit a single error in 272 fielding chances in 2008) ... split time at first base last year with the departed Evan Sharpley and junior David Casey ... started predominantly against left-handed pitchers.

2010 Game-by-Game

Date	Opp	GS	AB	R	H	RBI	2B	3B	HR	BB	IBB	SB	CS	HBP	SAC	SF	GDP	K	PO	A	E	Avg	
Feb 19	MVSU	*	5	2	4	2	0	0	1	0	0	0	0	0	0	0	0	0	9	1	0	.800	
Feb 20	MVSU	*	5	1	2	1	0	0	1	0	0	0	0	0	0	0	0	0	15	1	0	.600	
Feb 21	MVSU	*	6	1	2	4	1	0	0	0	0	0	0	1	0	0	0	2	11	0	0	.500	
Feb 26	Illinois	*	3	0	0	0	0	0	0	0	0	0	0	0	0	0	0	0	4	0	0	.421	
Feb 27	OSU	*	1	0	1	0	0	0	0	0	0	0	0	0	0	0	0	0	0	0	0	.450	
Feb 28	PSU	*	5	1	4	0	0	0	0	1	1	0	0	0	0	0	0	0	10	1	1	.520	
Mar 06	Harvard	*	5	1	2	1	1	0	0	0	0	0	0	0	0	0	0	1	10	0	0	.500	
Mar 06	KSU	*	4	0	1	0	0	0	0	0	0	0	0	0	0	0	0	1	11	1	0	.471	
Mar 07	Stetson	*	0	0	0	0	0	0	0	0	0	0	0	0	0	0	0	0	2	0	0	.471	
Mar 09	UTPA	*	4	0	2	4	1	0	0	1	0	0	0	0	0	0	0	2	6	1	0	.474	
Mar 11	Bradley	*	3	2	1	1	0	0	0	0	0	0	0	1	0	1	0	1	4	1	0	.463	
Mar 12	Pacific	*	5	2	2	0	1	0	0	0	0	0	0	0	0	0	0	1	8	2	0	.457	
Mar 13	Gonzaga	*	3	1	1	3	0	0	1	1	0	0	0	0	0	0	0	1	6	0	0	.449	
Mar 14	Pacific	*	4	0	1	0	0	0	0	0	0	0	0	0	0	0	0	1	10	0	0	.434	
Mar 20	MSU-1	*	4	0	1	0	0	0	0	0	0	0	0	0	0	0	0	1	9	0	0	.421	
Mar 24	UIC	*	1	0	0	0	0	0	0	0	0	0	0	0	0	0	0	0	0	0	0	.414	
Mar 26	USF	*	1	0	0	0	0	0	0	0	0	0	0	0	0	0	0	1	0	0	0	.407	
Mar 27	USF-1	*	3	1	0	0	0	0	0	1	0	0	0	0	0	0	0	1	8	0	0	.387	
Mar 27	USF-2	*	4	0	1	0	0	0	0	0	0	0	0	0	0	0	0	1	9	0	0	.379	
Apr 01	G'town	*	3	0	0	0	0	0	0	0	0	0	0	1	0	0	0	0	12	1	0	.362	
Apr 02	G'town	*	5	1	1	0	1	0	0	0	0	1	0	0	0	0	0	0	7	0	0	.351	
Apr 03	G'town	*	3	0	1	0	1	0	0	0	0	0	0	1	0	0	0	1	8	2	0	.351	
Apr 06	Oakland	*	4	1	2	1	0	0	0	0	0	0	0	0	0	1	0	1	11	0	0	.358	
Apr 09	RUTGERS	*	4	1	0	1	0	0	0	0	0	0	0	0	0	0	0	0	13	0	0	.341	
Apr 10	RUTGERS	*	5	1	3	0	0	0	0	0	0	0	0	0	0	0	0	1	11	0	0	.356	
Apr 11	RUTGERS	*	6	0	2	0	0	0	0	0	0	0	0	0	0	0	0	1	11	1	0	.354	
Apr 13	CSU	*	5	1	2	1	0	0	0	0	0	0	0	0	0	0	0	1	14	0	0	.356	
Apr 16	SHU	*	5	0	0	0	0	0	0	0	0	0	0	0	0	0	0	1	12	0	0	.340	
Apr 17	SHU	*	4	1	2	0	1	0	0	0	0	0	0	0	0	0	0	0	8	0	0	.345	
Apr 18	SHU	*	5	1	3	3	0	0	0	0	0	0	0	0	0	0	0	0	12	0	0	.357	
Apr 20	Michigan	*	4	0	2	0	0	0	0	0	0	0	0	0	0	0	0	1	7	0	0	.361	
Apr 23	CINCI	*	4	1	3	3	1	0	1	0	0	0	0	0	0	0	0	0	8	0	0	.374	
Apr 24	CINCI-1	*	3	1	1	1	0	0	0	2	1	0	0	0	0	0	0	1	8	0	0	.373	
Apr 24	CINCI-2	*	4	0	1	0	0	0	0	0	0	0	0	0	0	0	0	0	6	0	0	.369	
Apr 27	TOLEDO	*	4	0	2	1	0	0	0	1	0	0	0	0	0	0	0	0	12	0	0	.373	
Apr 28	Valparaiso	*	4	1	1	0	0	0	0	0	0	0	0	1	0	0	0	1	13	0	0	.370	
Apr 30	ST. JOHN'S	*	4	1	2	2	1	0	0	1	0	0	0	0	0	0	0	0	11	1	0	.373	
May 01	ST. JOHN'S	*	4	0	0	0	0	0	0	0	0	0	0	0	0	0	0	2	14	1	0	.363	
May 02	ST. JOHN'S	*	3	0	0	0	0	0	0	1	0	0	0	0	0	0	0	0	12	2	0	.356	
May 08	WVU-1	*	5	1	2	1	0	0	0	0	0	0	0	0	0	0	0	2	11	1	0	.357	
May 08	WVU-2	*	5	0	0	0	0	0	0	0	0	0	0	0	0	0	0	1	9	0	0	.346	
May 09	WVU	*	4	1	1	0	0	0	0	0	0	0	0	0	0	0	0	1	7	1	0	.344	
May 12	CMU	*	4	0	3	1	1	0	0	0	0	0	0	0	0	0	0	0	10	0	0	.353	
May 14	Villanova	*	5	0	0	1	0	0	0	0	0	0	0	0	0	0	0	2	7	1	0	.343	
May 15	Villanova	*	4	1	1	1	0	0	1	1	0	0	0	0	0	0	0	0	7	0	0	.341	
May 16	Villanova	*	4	0	1	0	0	0	0	1	0	0	0	0	0	0	1	0	13	0	0	.339	
Totals			42	180	26	61	33	10	0	5	11	2	1	0	5	0	2	1	31	406	17	1	.339

SUPERLATIVES	2008	2009	2010
Multi-Hit Games	5	5	19
Multi-RBI Games	3	3	7
2-out RBI	8	5	17

HIT STREAK	2008	2009	2010
Longest	6	4	10
Current	-	-	2

CAREER HIGHS	
AB:	6 (2x), last: vs. Rutgers, 4.11.10
R:	2 (8x), last: vs. Pacific, 3.12.10
H:	4 (3x), last: vs. Penn State, 2.28.10
RBI:	5, at Georgetown, 3.21.08
HR:	2, at Georgetown, 3.21.08
BB:	2 (2x), last: vs. Cincinnati, 4.24.10
SB:	1 (2x), last: at Georgetown, 4.2.10
K:	3, at Louisville, 4.24.09

SEASON HIGHS	
AB:	6 (2x), last: vs. Rutgers, 4.11.10
R:	2 (3x), last: vs. Pacific, 3.12.10
H:	4 (2x), last: vs. Penn State, 2.28.10
RBI:	4 (2x), last: vs. UTPA, 3.9.10
HR:	1 (5x), last: at Villanova, 5.16.10
BB:	2, vs. Cincinnati, 4.24.10
SB:	1, at Georgetown, 4.2.10
K:	2 (5x), last: at Villanova, 5.14.10

Martin's Career Stats

Year	Avg	GP	GS	AB	R	H	2B	3B	HR	RBI	TB	SLG%	BB	HBP	SO	GDP	OB%	SF	SH	SB	ATT	PO	A	E	FLD%
2008	.281	50	24	89	17	25	3	1	3	18	39	.438	9	4	18	3	.365	2	2	0	0	260	12	0	1.000
2009	.301	49	24	83	13	25	1	0	2	12	32	.386	9	4	15	2	.392	1	1	1	1	216	9	5	.978
2010	.339	46	42	180	26	61	10	0	5	33	86	.478	11	5	31	1	.389	2	0	1	1	406	17	1	.998
TOTAL	.315	145	90	352	56	111	14	1	10	63	157	.446	29	13	64	6	.383	5	3	2	2	882	38	6	.994

Martin's BIG EAST Career Stats

Year	Avg	GP	GS	AB	R	H	2B	3B	HR	RBI	TB	SLG%	BB	HBP	SO	GDP	OB%	SF	SH	SB	ATT	PO	A	E	FLD%
2008	.297	23	8	37	7	11	0	0	2	7	17	.459	4	1	8	2	.381	0	0	0	0	104	4	0	1.000
2009	.282	21	11	39	8	11	1	0	2	4	18	.462	4	2	8	1	.378	0	1	1	1	116	5	1	.992
2010	.258	24	23	97	12	25	5	0	2	13	36	.371	7	2	16	1	.321	0	0	1	1	224	11	0	1.000
TOTAL	.272	68	42	173	27	47	6	0	6	24	71	.410	15	5	32	4	.347	0	1	2	2	444	20	1	.998





Cameron McConnell

Catcher
6-1 ▶ 205 ▶ Jr.
Bannockburn, Illinois (Bannockburn)

28

Two-year monogram winner is a strong-armed catcher who controls Notre Dame's opponent's running game ... quite possibly possesses the strongest throwing arm of any catcher in the BIG EAST conference ... has made immeasurable improvements in his ability to call a game since arriving on campus ... his strong all-around defensive skills include good footwork around the plate ... a developing offensive force who can provide some power to the lineup ... great athlete who continues to build on his 6-1, 205-pound frame ... carried a 3.117 cumulative GPA into the '10 spring semester.

2010 Game-by-Game

Date	Opp	GS	AB	R	H	RBI	2B	3B	HR	BB	IBB	SB	CS	HBP	SAC	SF	GDP	K	PO	A	E	Avg
Feb 19	MVSU	*	5	1	2	2	0	0	0	0	0	0	0	0	0	0	0	3	4	2	0	.400
Feb 20	MVSU	*	5	2	2	0	0	0	0	0	0	0	0	0	0	0	0	0	8	2	0	.400
Feb 26	Illinois	*	3	0	2	0	0	0	0	0	0	0	0	0	0	0	1	0	12	1	0	.462
Feb 27	OSU	*	2	0	0	0	0	0	0	1	0	0	0	0	0	0	0	1	3	0	0	.400
Feb 28	PSU		0	0	0	0	0	0	0	0	0	0	0	0	1	0	0	0	1	0	0	.400
Mar 06	Harvard	*	4	1	2	0	1	0	0	0	0	0	0	0	0	0	0	1	2	1	0	.421
Mar 07	Stetson	*	3	0	1	2	0	0	0	0	0	0	0	0	1	0	0	1	8	1	0	.409
Mar 09	UTPA	*	3	1	0	0	0	0	0	1	0	0	0	0	0	0	0	0	8	3	0	.360
Mar 11	Bradley	*	3	0	1	3	0	0	0	0	0	0	0	0	0	1	0	1	9	0	0	.357
Mar 12	Pacific	*	4	0	1	0	0	0	0	0	0	0	0	0	0	0	0	0	4	0	0	.344
Mar 13	Gonzaga	*	4	1	1	0	1	0	0	0	0	0	0	0	0	1	0	9	1	0	0	.333
Mar 14	Pacific	*	3	0	0	0	0	0	0	0	0	0	0	0	0	0	0	1	5	0	0	.308
Mar 20	MSU-1	*	4	0	1	0	0	0	0	0	0	0	0	0	0	0	0	0	5	0	0	.302
Mar 21	MSU	*	3	0	0	0	0	0	0	0	0	0	0	0	0	0	0	0	5	1	0	.283
Mar 23	Ball State	*	3	1	1	1	0	1	0	0	0	0	0	0	0	1	0	1	8	1	0	.286
Mar 24	UIC		0	0	0	0	0	0	0	0	0	0	0	0	0	0	0	0	0	0	0	.286
Mar 26	USF	*	3	0	0	0	0	0	0	0	0	0	0	0	0	0	0	1	5	2	1	.269
Mar 27	USF-1	*	4	0	1	0	1	0	0	0	0	0	0	0	0	0	0	0	6	0	0	.268
Mar 27	USF-2	*	3	0	0	0	0	0	0	1	0	0	0	0	0	0	0	0	8	0	0	.254
Apr 01	G'town	*	4	1	2	3	0	0	1	0	0	0	0	0	0	0	0	0	4	0	0	.270
Apr 02	G'town	*	5	1	1	0	0	0	0	0	0	1	0	0	0	0	0	1	5	1	0	.265
Apr 03	G'town	*	4	0	0	1	0	0	0	0	0	0	0	0	0	0	0	0	4	1	0	.250
Apr 06	Oakland	*	3	1	0	0	0	0	0	2	0	0	0	0	0	0	0	0	10	0	0	.240
Apr 09	RUTGERS	*	3	0	0	0	0	0	0	0	0	0	0	0	0	0	1	0	4	1	0	.231
Apr 11	RUTGERS	*	4	2	2	1	0	0	1	1	0	0	0	0	0	0	0	0	5	2	0	.244
Apr 13	CSU	*	2	1	1	0	0	0	0	1	0	0	0	0	1	0	0	0	3	0	0	.250
Apr 16	SHU	*	4	1	0	0	0	0	0	0	0	0	0	0	0	0	0	0	8	1	0	.239
Apr 17	SHU	*	4	1	1	0	1	0	0	0	0	0	0	0	0	0	1	0	7	0	0	.239
Apr 18	SHU	*	3	0	1	0	0	0	0	0	0	0	0	0	0	0	0	1	1	1	0	.242
Apr 21	MICHIGAN*		2	0	0	0	0	0	0	0	0	0	0	0	0	0	0	0	5	0	0	.237
Apr 23	CINCI	*	1	0	0	0	0	0	0	1	0	0	0	0	1	0	0	0	10	2	0	.235
Apr 24	CINCI-1	*	4	0	1	1	0	0	0	0	0	0	0	0	0	0	0	0	10	1	0	.235
Apr 24	CINCI-2	*	4	0	0	0	0	0	0	0	0	0	0	0	0	0	0	2	7	2	0	.226
Apr 27	TOLEDO	*	3	0	0	0	0	0	0	0	0	0	0	0	1	0	0	0	11	1	0	.220
Apr 30	ST. JOHN'S*		3	1	0	0	0	0	0	1	0	0	0	0	0	0	0	1	3	0	0	.214
May 01	ST. JOHN'S*		2	0	0	0	0	0	0	1	0	0	0	0	0	0	0	1	2	2	0	.211
May 02	ST. JOHN'S*		3	0	0	0	0	0	0	0	0	0	0	0	0	0	0	0	1	0	0	.205
May 08	WVU-1	*	4	1	2	2	0	0	1	0	0	0	0	0	0	0	0	0	4	3	0	.215
May 09	WVU	*	4	0	2	1	0	0	0	0	0	0	0	0	0	0	1	1	5	0	0	.224
May 12	CMU	*	3	0	0	0	0	0	0	0	0	0	0	0	0	0	0	0	4	0	0	.219
Totals			38	128	17	28	17	4	1	3	10	0	1	0	5	2	5	17	223	33	1	.219

SUPERLATIVES	2008	2009	2010
Multi-Hit Games	1	16	8
Multi-RBI Games	-	10	6
2-out RBI	2	11	5

HIT STREAK	2008	2009	2010
Longest	2	8	3
Current	-	-	-

CAREER HIGHS	
AB:	5 (15x), last: at Georgetown, 4.2.10
R:	2 (7x), last: vs. Rutgers, 4.11.10
H:	3, at St. John's, 5.14.09
RBI:	4 (2x), last: vs. Illinois State, 5.12.09
HR:	1 (6x), last: at West Virginia, 5.8.10 (Gm. 1)
BB:	2, vs. Oakland, 4.6.10
SB:	1 (2x), at Georgetown, 4.2.10
K:	3 (2x), last: at MVSU, 2.19.10

SEASON HIGHS	
AB:	5 (3x), last: at Georgetown, 4.2
R:	2 (2x), last: vs. Rutgers, 4.11
H:	2 (8x), last: at West Virginia, 5.9
RBI:	3 (2x), last: at Georgetown, 4.1
HR:	1 (3x), last: at West Virginia, 5.8 (Gm. 1)
BB:	2, vs. Oakland, 4.6
SB:	1, at Georgetown, 4.2
K:	3, vs. MVSU, 2.19

McConnell's Career Stats

Year	Avg	GP	GS	AB	R	H	2B	3B	HR	RBI	TB	SLG%	BB	HBP	SO	GDP	OB%	SF	SH	SB	ATT	PO	A	E	FLD%
2008	.200	15	10	35	6	7	2	0	0	3	9	.257	1	0	6	1	.222	0	0	0	0	63	7	1	.986
2009	.289	54	50	187	23	54	7	2	3	37	74	.396	6	4	24	4	.318	4	6	1	2	282	45	3	.991
2010	.219	40	38	128	17	28	4	1	3	17	43	.336	10	0	17	5	.271	2	5	1	1	223	33	1	.996
TOTAL	.254	109	98	350	46	89	13	3	6	57	126	.360	17	4	47	10	.292	6	11	2	3	568	85	5	.992

McConnell's BIG EAST Career Stats

Year	Avg	GP	GS	AB	R	H	2B	3B	HR	RBI	TB	SLG%	BB	HBP	SO	GDP	OB%	SF	SH	SB	ATT	PO	A	E	FLD%
2008	.000	3	1	9	0	0	0	0	0	0	0	.000	0	0	2	0	.000	0	0	0	0	12	1	0	1.000
2009	.263	27	27	99	10	26	2	2	2	14	38	.384	3	2	12	4	.295	1	2	1	1	131	25	2	.987
2010	.197	19	19	66	8	13	2	0	3	9	24	.364	5	0	8	3	.254	0	1	1	1	99	19	1	.992
TOTAL	.224	49	47	174	18	39	4	2	5	23	62	.356	8	2	22	7	.265	1	3	2	2	242	45	3	.990



David Mills

Outfield
5-9 ▶ 175 ▶ Sr.
Battle Creek, Michigan (Lakeview)

5

Two-year monogram winner ranks eighth in Notre Dame career history for sacrifice bunts, tied for eighth in total sacrifices and tied for 17th in triples ... speedy two-way player, as corner outfielder and left-handed relief specialist ... solid left-handed hitter, with quick stroke to all fields ... line-drive hitter that proved he can drive the ball from gap-to-gap.

2010 Game-by-Game

Date	Opp	GS	AB	R	H	RBI	2B	3B	HR	BB	IBB	SB	CS	HBP	SAC	SF	GDP	K	PO	A	E	Avg	
Feb 19	MVSU	*	3	1	1	1	0	0	0	1	0	2	0	0	0	1	0	0	1	0	0	.333	
Feb 20	MVSU	*	4	0	1	2	0	0	0	1	0	2	0	0	0	0	0	0	2	0	0	.286	
Feb 21	MVSU	*	3	1	1	1	1	0	0	1	0	0	0	0	0	0	0	0	0	0	0	.300	
Feb 26	Illinois	*	5	0	1	0	0	0	0	0	0	1	0	0	0	0	0	0	1	0	1	.267	
Feb 27	OSU	*	4	1	1	0	0	0	0	1	0	0	0	0	0	0	0	2	2	0	0	.263	
Feb 28	PSU	*	2	1	1	0	1	0	0	0	0	0	0	0	0	0	0	1	0	0	0	.286	
Mar 06	Harvard	*	4	1	2	1	0	0	0	1	0	0	0	0	0	0	0	1	1	0	0	.320	
Mar 06	KSU	*	4	1	1	0	1	0	0	0	0	1	0	0	0	0	0	1	6	1	0	.310	
Mar 10	UTPA	*	4	0	2	1	0	0	0	0	0	0	0	0	0	0	0	1	4	0	0	.333	
Mar 11	Bradley	*	2	1	1	0	0	0	0	3	0	0	0	0	0	0	0	0	5	0	0	.343	
Mar 12	Pacific	*	4	0	0	1	0	0	0	0	0	1	0	0	0	1	0	0	3	0	0	.308	
Mar 13	Gonzaga	*	4	1	3	2	1	0	0	0	0	1	0	0	0	0	0	0	2	0	0	.349	
Mar 14	Pacific	*	3	1	2	0	0	0	0	1	0	0	1	0	0	0	0	0	1	1	0	.370	
Mar 20	MSU-1	*	4	0	1	0	0	0	0	0	0	0	0	0	0	0	0	1	0	0	0	.360	
Mar 20	MSU-2	*	4	0	1	0	1	0	0	0	0	0	0	0	1	0	0	0	1	0	0	.352	
Mar 21	MSU	*	0	0	0	0	0	0	0	0	0	0	0	0	0	0	0	0	1	1	0	.352	
Mar 23	Ball State	*	3	3	1	0	0	0	0	2	0	0	0	0	0	0	0	1	0	0	1	.351	
Mar 24	UIC	*	3	2	2	2	0	0	1	1	0	0	0	1	0	0	0	0	1	0	1	.367	
Mar 26	USF	*	3	0	0	0	0	0	0	1	0	0	0	0	0	0	0	0	3	0	0	.349	
Mar 27	USF-1	*	5	0	4	0	0	0	0	0	0	0	0	0	0	0	0	1	0	0	0	.382	
Mar 27	USF-2	*	5	1	2	0	0	0	0	0	0	0	0	0	0	0	0	1	0	0	0	.384	
Apr 01	G'town	*	4	0	0	0	0	0	0	0	0	0	0	1	0	0	0	0	3	0	1	.364	
Apr 02	G'town	*	5	2	2	3	1	0	0	0	0	0	0	0	0	0	0	0	0	0	0	.366	
Apr 03	G'town	*	5	0	1	0	1	0	0	0	0	0	0	0	0	0	0	0	0	0	0	.356	
Apr 06	Oakland	*	2	1	2	4	0	2	0	1	0	0	0	0	0	2	0	0	0	2	0	.371	
Apr 09	RUTGERS	*	3	1	1	2	1	0	0	1	0	0	0	0	0	0	0	0	3	0	0	.370	
Apr 10	RUTGERS	*	4	1	1	0	0	0	0	0	0	0	0	0	0	0	0	0	0	0	0	.365	
Apr 11	RUTGERS	*	4	0	0	0	0	0	0	1	0	0	1	0	1	0	0	0	0	0	0	.350	
Apr 13	CSU	*	4	1	1	0	0	0	0	1	0	0	0	0	0	0	0	0	0	0	0	.346	
Apr 16	SHU	*	5	1	3	0	0	0	0	0	0	0	0	0	0	0	0	0	0	0	0	.358	
Apr 17	SHU	*	4	0	1	1	0	0	0	0	0	0	0	0	0	0	0	0	0	0	0	.354	
Apr 18	SHU	*	5	2	3	1	0	0	0	0	0	0	0	0	0	0	0	0	0	0	0	.364	
Apr 20	Michigan	*	3	0	1	1	0	0	0	0	0	0	0	0	0	1	0	0	0	0	0	.364	
Apr 21	MICHIGAN	*	2	0	1	0	0	0	0	1	0	0	0	0	0	0	0	0	0	0	0	.366	
Apr 23	CINCI	*	3	1	1	0	1	0	0	0	0	0	0	0	1	0	0	0	0	0	0	.365	
Apr 24	CINCI-1	*	3	0	0	1	0	0	0	1	0	0	0	0	0	1	0	0	0	0	0	.357	
Apr 24	CINCI-2	*	4	1	2	2	0	0	1	1	0	0	0	0	0	0	0	0	0	0	0	.361	
Apr 27	TOLEDO	*	5	1	1	1	0	0	0	0	0	0	0	0	0	0	0	0	0	0	0	.355	
Apr 28	Valparaiso	*	5	0	0	0	0	0	0	0	0	0	0	0	0	0	0	2	0	0	0	.343	
Apr 30	ST. JOHN'S	*	3	2	2	3	0	0	0	0	0	0	0	1	0	1	0	0	0	0	0	.349	
May 01	ST. JOHN'S	*	4	0	1	0	0	0	0	0	0	0	0	0	0	0	0	0	0	0	0	.347	
May 02	ST. JOHN'S	*	4	1	1	0	0	0	0	0	0	0	0	0	0	0	0	1	0	1	0	.344	
May 08	WVU-1	*	1	1	0	0	0	0	0	3	0	0	0	1	0	0	0	0	0	0	0	.342	
May 08	WVU-2	*	5	0	0	1	0	0	0	0	0	0	0	0	0	0	0	0	0	0	0	.331	
May 09	WVU	*	5	0	0	0	0	0	0	0	0	0	0	0	0	0	0	1	0	0	0	.321	
May 12	CMU	*	3	0	0	0	0	0	0	0	0	0	0	0	0	0	0	0	1	0	0	.315	
May 14	Villanova	*	1	0	0	0	0	0	0	4	0	0	0	0	0	0	0	0	0	0	0	.314	
May 15	Villanova	*	4	0	0	0	0	0	0	0	0	0	0	0	1	0	0	0	0	0	0	.306	
May 16	Villanova	*	5	0	0	0	0	0	0	0	0	0	0	0	0	0	0	2	2	0	0	.298	
Totals			47	178	31	53	31	9	2	2	27	0	8	2	4	4	7	0	16	39	10	4	.298

SUPERLATIVES	2007	2008	2009	2010
Multi-Hit Games	-	18	14	13
Multi-RBI Games	-	7	6	8
2-out RBI	-	12	14	3

HIT STREAK	2007	2008	2009	2010
Longest	-	13	9	10
Current	-	-	-	-

CAREER HIGHS

AB:	7, at USF, 5.16.08
R:	3 (4x), last: vs. Ball State, 3.23.10
H:	4, at USF-1, 3.27.10
RBI:	4 (2x), last: vs. Oakland, 4.6.10
HR:	1 (4x), last: vs. UIC, 3.24.10
BB:	4, at Villanova, 5.14.10
SB:	2 (3x), last: vs. MVSU, 2.20.10
K:	3, at Louisville, 4.24.09

SEASON HIGHS

AB:	5 (12x), last: at Villanova, 5.16
R:	3, vs. Ball State, 3.23
H:	4, at USF-1, 3.27
RBI:	4, vs. Oakland, 4.6
HR:	1 (2x), vs. Cincinnati-2, 4.24
BB:	4, at Villanova, 5.14
SB:	2 (2x), last: vs. MVSU, 2.20
K:	2 (3x), last: at Villanova, 5.16

Mills' Career Stats

Year	Avg	GP	GS	AB	R	H	2B	3B	HR	RBI	TB	SLG%	BB	HBP	SO	GDP	OB%	SF	SH	SB	ATT	PO	A	E	FLD%
2007	.000	3	0	2	0	0	0	0	0	0	0	.000	1	0	1	0	.333	0	0	0	0	1	0	0	1.000
2008	.349	43	42	166	28	58	2	6	2	26	78	.470	10	1	17	0	.381	4	19	9	9	7	2	0	1.000
2009	.325	44	41	151	29	49	6	3	1	28	64	.424	24	0	17	2	.408	4	8	7	11	65	9	1	.987
2010	.298	48	47	178	31	53	9	2	2	31	72	.404	27	4	16	0	.389	7	4	8	10	39	10	4	.925
TOTAL	.322	138	130	497	88	160	17	11	5	85	214	.431	62	5	51	2	.392	15	31	24	30	112	21	5	.964

Mills' BIG EAST Career Stats

Year	Avg	GP	GS	AB	R	H	2B	3B	HR	RBI	TB	SLG%	BB	HBP	SO	GDP	OB%	SF	SH	SB	ATT	PO	A	E	FLD%
2008	.407	26	26	113	19	46	2	3	2	21	60	.531	4	0	10	0	.420	2	10	5	5	5	0	0	1.000
2009	.296	20	19	71	11	21	1	2	1	9	29	.408	7	0	10	2	.354	1	6	2	3	30	6	0	1.000
2010	.266	24	24	94	14	25	4	0	1	14	32	.340	12	3	6	0	.360	2	3	0	1	8	4	1	.923
TOTAL	.331	70	69	278	44	92	7	5	4	44	121	.435	23	3	26	2	.382	5	19	7	9	43	10	1	.981





Adam Norton

Shortstop/Third Base
6-1 ▶ 175 ▶ Fr.
Highland, Indiana (Andrean)

Will compete for a starting position at either third base or shortstop ... possesses very similar tools to recently departed and MLB first round draft pick A.J. Pollock ... legitimate three-hole hitter that can hit to all fields ... could also help the Irish as a right-handed reliever ... fastball tops out in the upper 80's and owns a solid change-up.



SUPERLATIVES 2010

Multi-Hit Games	9
Multi-RBI Games	2
2-out RBI	12

HIT STREAK 2010

Longest	5
Current	2

CAREER/SEASON HIGHS

AB:	6, vs. Penn State, 2.28
R:	2 (2x), last: vs. MVSU, 2.21
H:	3 (2x), last: vs. Rutgers, 4.10
RBI:	4, at Georgetown, 4.1
HR:	1, at Georgetown, 4.1
BB:	1 (5x), last: at Michigan, 4.20
SB:	--
K:	2 (4x), last: at West Virginia, 5.9

2010 Game-by-Game

Date	Opp	GS	AB	R	H	RBI	2B	3B	HR	BB	IBB	SB	CS	HBP	SAC	SF	GDP	K	PO	A	E	Avg	
Feb 19	MVSU	*	5	2	1	0	0	0	0	0	0	0	0	0	0	0	0	2	1	3	0	.200	
Feb 20	MVSU		0	0	0	0	0	0	0	0	0	0	0	0	0	0	0	0	0	0	0	.200	
Feb 21	MVSU	*	2	2	1	1	0	0	0	1	0	0	0	0	1	0	0	0	0	3	0	.286	
Feb 26	Illinois	*	3	0	1	1	0	0	0	0	0	0	0	0	0	0	0	0	2	1	1	.300	
Feb 28	PSU	*	6	0	2	1	0	0	0	0	0	0	0	0	0	0	0	1	0	4	0	.312	
Mar 06	Harvard	*	4	0	0	0	0	0	0	0	0	0	0	0	0	0	0	0	0	4	0	.250	
Mar 06	KSU	*	3	0	0	0	0	0	0	0	0	0	0	0	0	0	0	0	1	1	1	.217	
Mar 09	UTPA	*	3	1	0	0	0	0	0	1	0	0	0	0	0	0	0	0	1	1	0	.192	
Mar 10	UTPA	*	4	0	3	1	1	0	0	0	0	0	0	0	0	0	0	0	0	3	0	.267	
Mar 11	Bradley	*	4	1	2	0	0	0	0	0	0	0	0	1	0	0	0	0	3	1	0	.294	
Mar 12	Pacific	*	4	1	2	0	1	0	0	0	0	0	0	0	0	0	0	0	0	2	0	.316	
Mar 13	Gonzaga	*	4	0	0	0	0	0	0	0	0	0	0	0	0	0	0	0	1	0	0	.286	
Mar 14	Pacific	*	4	0	2	1	0	0	0	0	0	0	1	0	0	0	0	0	2	4	0	.304	
Mar 20	MSU-1	*	3	0	0	0	0	0	0	0	0	0	0	0	0	0	0	2	0	2	1	.286	
Mar 20	MSU-2	*	3	0	1	0	0	0	0	0	0	0	0	0	0	0	0	1	0	1	0	.288	
Mar 21	MSU	*	3	0	0	0	0	0	0	0	0	0	0	0	0	0	0	0	1	2	1	.273	
Mar 23	Ball State	*	3	0	0	2	0	0	0	0	0	0	0	0	0	1	0	0	0	3	0	.259	
Mar 24	UIC	*	3	1	1	0	0	0	0	0	0	0	0	0	0	0	0	0	1	0	0	.262	
Mar 27	USF-2		1	0	1	0	0	0	0	0	0	0	0	0	0	0	0	0	0	0	0	.274	
Apr 01	G'town		4	1	2	4	1	0	1	0	0	0	0	0	0	0	0	0	0	0	0	.288	
Apr 02	G'town	*	5	0	0	0	0	0	0	0	0	0	1	0	0	0	0	2	0	0	0	.268	
Apr 03	G'town	*	4	1	2	0	2	0	0	1	0	0	0	0	0	0	0	0	0	0	1	.280	
Apr 06	Oakland	*	0	0	0	0	0	0	0	0	0	0	0	0	0	0	0	0	0	1	0	.280	
Apr 09	RUTGERS	*	3	1	1	1	0	1	0	1	0	0	0	0	0	0	0	0	1	3	0	.282	
Apr 10	RUTGERS	*	4	1	3	1	0	0	0	0	0	0	0	0	0	0	0	0	0	3	0	.305	
Apr 11	RUTGERS	*	5	0	1	1	1	0	0	0	0	0	0	0	0	0	0	0	1	4	0	.299	
Apr 16	SHU	*	4	1	2	1	1	0	0	0	0	0	0	0	0	0	0	1	0	5	1	.308	
Apr 17	SHU	*	3	0	0	0	0	0	0	0	0	0	0	0	0	0	0	0	1	3	0	.298	
Apr 18	SHU	*	3	0	0	0	0	0	0	0	0	0	0	0	0	0	0	0	0	2	0	.289	
Apr 20	Michigan	*	3	1	0	0	0	0	0	1	0	0	0	0	0	0	0	0	0	2	0	.280	
Apr 21	MICHIGAN		0	0	0	0	0	0	0	0	0	0	0	0	0	0	0	0	0	1	0	.280	
Apr 23	CINCI	*	2	0	0	0	0	0	0	0	0	0	0	0	1	0	0	1	0	1	0	.275	
Apr 24	CINCI-1	*	3	0	0	0	0	0	0	0	0	0	0	0	0	0	0	0	0	2	0	.267	
May 08	WVU-2		0	0	0	0	0	0	0	0	0	0	0	0	0	0	0	0	0	0	0	.267	
May 09	WVU	*	3	0	0	0	0	0	0	0	0	0	0	0	0	0	1	2	1	1	0	.259	
May 12	CMU	*	3	0	1	0	1	0	0	0	0	0	0	0	0	0	0	1	0	3	0	.261	
May 14	Villanova	*	4	1	1	0	1	0	0	0	0	0	0	0	0	0	0	1	0	3	0	.261	
May 15	Villanova		0	0	0	0	0	0	0	0	0	0	0	0	0	0	0	0	1	0	0	.261	
Totals			33	115	15	30	15	9	1	1	5	0	0	2	1	2	1	1	14	14	73	6	.261

Norton's Career Stats

Year	Avg	GP	GS	AB	R	H	2B	3B	HR	RBI	TB	SLG%	BB	HBP	SO	GDP	OB%	SF	SH	SB	ATT	PO	A	E	FLD%
2010	.261	36	31	115	15	30	9	1	1	15	44	.383	5	1	14	1	.295	1	2	0	2	14	73	6	.935
TOTAL	.261	36	31	115	15	30	9	1	1	15	44	.383	5	1	14	1	.295	1	2	0	2	14	73	6	.935

Norton's BIG EAST Career Stats

Year	Avg	GP	GS	AB	R	H	2B	3B	HR	RBI	TB	SLG%	BB	HBP	SO	GDP	OB%	SF	SH	SB	ATT	PO	A	E	FLD%
2010	.271	16	12	48	6	13	6	1	1	8	24	.500	2	0	7	1	.300	0	1	0	1	5	27	2	.941
TOTAL	.271	16	12	48	6	13	6	1	1	8	24	.500	2	0	7	1	.300	0	1	0	1	5	27	2	.941



Herman Petzold

Infield
 5-8 ▶ 175 ▶ Sr.
 Saint Clair Shores, Michigan (De LaSalle)

Fourth-year infielder is outstanding defensively with good instincts and base running skills ... has worked hard on improving his offense ... has the versatility to playing any of the four infield positions ... carried a 3.257 cumulative GPA into the '10 spring semester.

13

2010 Game-by-Game

Date	Opp	GS	AB	R	H	RBI	2B	3B	HR	BB	IBB	SB	CS	HBP	SAC	SF	GDP	K	PO	A	E	Avg
Feb 21	MVSU	1	1	0	0	0	0	0	0	1	0	0	0	0	0	0	0	0	0	1	0	.000
Mar 23	BALL STATE	0	0	0	0	0	0	0	0	1	0	0	0	0	0	0	0	0	0	0	0	.000
Apr 21	MICHIGAN	2	0	0	0	0	0	0	0	0	0	0	0	0	0	0	0	2	0	1	0	.000
Totals		0	3	1	0	0	0	0	0	2	0	0	0	0	0	0	0	2	0	2	0	.000

SUPERLATIVES	2007	2008	2009	2010
Multi-Hit Games	1	-	-	-
Multi-RBI Games	-	-	-	-
2-out RBI	-	-	-	-

HIT STREAK	2007	2008	2009	2010
Longest	1	1	-	-
Current	-	-	-	-

CAREER HIGHS

AB:	3, vs. Chicago State, 3.28.07
R:	2, vs. Chicago State, 3.28.07
H:	2, vs. Chicago State, 3.28.07
RBI:	--
HR:	--
BB:	1 (3x), last: vs. Ball State, 3.23.10
SB:	--
K:	2, vs. Michigan, 4.21.10

SEASON HIGHS

AB:	2, vs. Michigan, 4.21
R:	1, vs. MVSU, 2.21
H:	--
RBI:	--
HR:	--
BB:	1 (2x), last: vs. Ball State, 3.23
SB:	--
K:	2, vs. Michigan, 4.21

Petzold's Career Stats

Year	Avg	GP	GS	AB	R	H	2B	3B	HR	RBI	TB	SLG%	BB	HBP	SO	GDP	OB%	SF	SH	SB	ATT	PO	A	E	FLD%
2007	.500	5	0	4	2	2	1	0	0	0	3	.750	1	0	1	0	.600	0	0	0	0	1	2	0	1.000
2008	.500	2	0	2	1	1	1	0	0	0	2	1.000	0	0	0	0	.500	0	0	0	0	1	2	1	.750
2010	.000	3	0	3	1	0	0	0	0	0	0	.000	2	0	2	0	.400	0	0	0	0	0	2	0	1.000
TOTAL	.333	10	0	9	4	3	2	0	0	0	5	.556	3	0	3	0	.500	0	0	0	0	2	6	1	.889

Petzold's BIG EAST Career Stats

Year	Avg	GP	GS	AB	R	H	2B	3B	HR	RBI	TB	SLG%	BB	HBP	SO	GDP	OB%	SF	SH	SB	ATT	PO	A	E	FLD%
2007	.000	1	0	0	0	0	0	0	0	0	0	.000	0	0	0	0	.000	0	0	0	0	0	0	0	.000
TOTAL	.000	1	0	0	0	0	0	0	0	0	0	.000	0	0	0	0	.000	0	0	0	0	0	0	0	.000



Alex Robinson

Outfield
 6-0 ▶ 170 ▶ So.
 Dallas, Texas (First Baptist Academy)

2

One-year monogram winner is a switch-hitter that can run very well and play all three outfield positions ... will most likely compete for playing time in center or right field due in part to a strong and accurate throwing arm ... projects into the leadoff role similar to former Irish shortstop Brett Lilley ... great contact hitter from both sides of the plate.

2010 Game-by-Game

Date	Opp	GS	AB	R	H	RBI	2B	3B	HR	BB	IBB	SB	CS	HBP	SAC	SF	GDP	K	PO	A	E	Avg
Feb 19	MVSU	0	0	0	0	0	0	0	0	0	0	0	0	0	0	0	0	0	0	1	0	.000
Feb 20	MVSU	0	0	0	0	0	0	0	0	0	0	0	0	0	0	0	0	0	0	0	0	.000
Feb 21	MVSU	*	3	2	0	0	0	0	0	1	0	0	0	1	0	0	0	0	1	0	0	.000
Feb 26	Illinois	1	0	0	0	0	0	0	0	0	0	0	0	0	0	0	0	0	0	0	0	.000
Feb 27	OSU	*	4	0	0	0	0	0	0	0	0	0	0	0	0	0	0	1	2	0	1	.000
Mar 07	Stetson	*	4	0	1	0	0	0	0	0	0	0	0	0	1	0	0	0	2	0	0	.083
Mar 09	UTPA	*	5	4	3	1	1	0	0	0	0	0	0	0	0	0	0	0	3	0	0	.235
Mar 10	UTPA	*	4	0	0	0	0	0	0	1	0	0	0	0	0	0	2	2	1	0	0	.190
Mar 13	Gonzaga	*	3	1	2	0	1	0	0	0	0	0	0	0	1	0	0	1	3	0	0	.250
Mar 14	Pacific	*	4	1	0	0	0	0	0	0	0	0	0	0	0	0	0	2	3	0	0	.214
Mar 20	MSU-1	*	3	0	0	0	0	0	0	1	0	0	0	0	0	0	1	0	4	0	0	.194
Apr 09	RUTGERS	0	1	0	0	0	0	0	0	0	0	0	0	0	0	0	0	0	0	0	0	.194
Apr 10	RUTGERS	1	0	0	0	0	0	0	0	0	0	0	0	0	0	0	0	0	0	0	0	.188
Apr 16	SHU	0	0	0	0	0	0	0	0	0	0	0	0	0	0	0	0	0	0	0	0	.188
Apr 20	Michigan	0	0	0	0	0	0	0	0	0	0	0	1	0	0	0	0	0	0	0	0	.188
Apr 21	MICHIGAN	1	0	0	0	0	0	0	0	0	0	0	0	0	0	0	0	1	1	0	0	.182
Apr 27	TOLEDO	0	0	0	0	0	0	0	0	0	0	0	0	0	0	0	0	0	0	0	0	.182
Apr 30	ST. JOHN'S	0	0	0	0	0	0	0	0	1	0	0	0	0	0	0	0	0	0	0	0	.182
May 08	WVU-1	1	0	0	0	0	0	0	0	0	0	0	0	0	0	0	0	0	0	0	0	.176
Totals		8	34	9	6	1	2	0	0	4	0	0	1	1	2	0	3	7	20	1	1	.176

SUPERLATIVES	2009	2010
Multi-Hit Games	-	2
Multi-RBI Games	-	-
2-out RBI	-	-

HIT STREAK	2009	2010
Longest	1	2
Current	-	-

CAREER HIGHS	
AB:	5, vs. UTPA, 3.9.10
R:	4, vs. UTPA, 3.9.10
H:	3, vs. UTPA, 3.9.10
RBI:	1, vs. UTPA, 3.9.10
HR:	--
BB:	1 (4x), last: vs. St. John's, 4.30.10
SB:	--
K:	2 (2x), last: vs. Pacific, 3.12.10

SEASON HIGHS	
AB:	5, vs. UTPA, 3.9
R:	4, vs. UTPA, 3.9
H:	3, vs. UTPA, 3.9
RBI:	1, vs. UTPA, 3.9
HR:	--
BB:	1 (4x), last: vs. St. John's, 4.30
SB:	--
K:	2 (2x), last: vs. Pacific, 3.12

Robinson's Career Stats																									
Year	Avg	GP	GS	AB	R	H	2B	3B	HR	RBI	TB	SLG%	BB	HBP	SO	GDP	OB%	SF	SH	SB	ATT	PO	A	E	FLD%
2009	.111	12	1	9	2	1	0	0	0	0	1	.111	0	0	3	0	.111	0	1	0	2	4	0	0	1.000
2010	.176	19	8	34	9	6	2	0	0	1	8	.235	4	1	7	3	.282	0	2	0	1	20	1	1	.955
TOTAL	.163	31	9	43	11	7	2	0	0	1	9	.209	4	1	10	3	.250	0	3	0	3	24	1	1	.962

Robinson's BIG EAST Career Stats																									
Year	Avg	GP	GS	AB	R	H	2B	3B	HR	RBI	TB	SLG%	BB	HBP	SO	GDP	OB%	SF	SH	SB	ATT	PO	A	E	FLD%
2009	.000	2	0	0	0	0	0	0	0	0	0	.000	0	0	0	0	.000	0	0	0	1	0	0	0	.000
2010	.000	5	0	2	1	0	0	0	0	0	0	.000	1	0	0	0	.333	0	0	0	0	0	0	0	.000
TOTAL	.000	7	0	2	1	0	0	0	0	0	0	.000	1	0	0	0	.333	0	0	0	1	0	0	0	.000





Matt Scioscia

Designated Hitter

6-1 ▶ 240 ▶ Jr.

Westlake Village, California (Encino Crespi Carmelite)

14

One-year monogram winner will play for the Irish at first base, designated hitter or catcher ... has a big, strong frame (6-1, 240), with good hands and ability to provide clutch hits ... a quality receiver behind the plate ... his transition to college baseball has been enhanced by his exposure from being around big-league players in pressure situations.

2010 Game-by-Game

Date	Opp	GS	AB	R	H	RBI	2B	3B	HR	BB	IBB	SB	CS	HBP	SAC	SF	GDP	K	PO	A	E	Avg	
Feb 19	MVSU	1	0	0	0	0	0	0	0	0	0	0	0	0	0	0	0	0	0	0	0	0	.000
Feb 20	MVSU	0	0	0	0	0	0	0	0	1	0	0	0	0	0	0	0	0	0	0	0	0	.000
Feb 21	MVSU	1	0	1	0	0	0	0	0	1	0	0	0	0	0	0	0	0	0	0	0	0	.500
Feb 26	Illinois	0	0	0	0	0	0	0	0	1	0	0	0	0	0	0	0	0	0	0	0	0	.500
Feb 27	OSU	*	3	0	1	1	1	0	0	2	0	0	0	0	0	0	0	1	0	0	0	0	.400
Feb 28	PSU	*	3	1	2	2	0	0	0	0	0	0	0	0	1	1	0	0	0	0	0	0	.500
Mar 06	Harvard	*	4	0	2	3	0	0	0	0	0	0	0	0	0	1	0	0	0	0	0	0	.500
Mar 06	KSU	*	3	0	1	1	1	0	0	0	0	0	0	1	0	0	0	1	0	0	0	0	.467
Mar 07	Stetson	*	5	0	1	0	0	0	0	0	0	0	0	0	0	0	0	1	0	0	0	0	.400
Mar 09	UTPA	*	3	0	0	1	0	0	0	2	0	0	0	0	0	0	0	0	0	0	0	0	.348
Mar 10	UTPA		1	0	1	0	0	0	0	0	0	0	0	0	0	0	0	0	0	0	0	0	.375
Mar 12	Pacific	*	3	0	0	0	0	0	0	0	0	0	0	0	0	0	0	1	0	0	0	0	.333
Mar 14	Pacific		1	0	1	0	0	0	0	0	0	0	0	0	0	0	0	0	0	0	0	0	.357
Mar 20	MSU-2		1	0	0	0	0	0	0	0	0	0	0	0	0	0	1	0	0	0	0	0	.345
Mar 23	Ball State	*	4	1	1	3	0	0	0	0	0	0	0	0	0	0	1	0	9	0	0	0	.333
Mar 24	UIC	*	5	0	0	0	0	0	0	0	0	0	0	0	0	0	1	0	9	0	0	0	.289
Mar 26	USF	*	3	0	0	0	0	0	0	0	0	0	0	0	0	0	0	2	0	0	0	0	.268
Mar 27	USF-2		1	0	0	0	0	0	0	0	0	0	0	0	0	0	0	0	0	0	0	0	.262
Apr 01	G'town		1	0	0	0	0	0	0	0	0	0	0	0	0	0	0	0	0	0	0	0	.256
Apr 10	RUTGERS		0	0	0	0	0	0	0	0	0	0	0	0	0	0	0	0	2	0	0	0	.256
Apr 18	SHU		1	0	0	0	0	0	0	0	0	0	0	0	0	0	0	1	0	0	0	0	.250
Apr 21	MICHIGAN		2	0	2	0	0	0	0	0	0	0	0	0	0	0	0	0	1	0	0	0	.283
Apr 27	TOLEDO		1	0	0	0	0	0	0	0	0	0	0	0	0	0	0	0	0	0	0	0	.277
Apr 30	ST. JOHN'S		1	0	0	0	0	0	0	0	0	0	0	0	0	0	0	1	0	0	0	0	.271
May 02	ST. JOHN'S		1	0	0	0	0	0	0	0	0	0	0	0	0	0	0	0	0	0	0	0	.265
May 08	WVU-2		1	0	1	0	0	0	0	0	0	0	0	0	0	0	0	0	0	0	0	0	.280
May 12	CMU		1	0	0	0	0	0	0	0	0	0	0	0	0	0	0	1	0	0	0	0	.275
Totals		10	51	2	14	11	2	0	0	7	0	0	0	1	1	2	3	9	21	0	0	0	.275

SUPERLATIVES	2008	2009	2010
Multi-Hit Games	2	1	3
Multi-RBI Games	1	3	3
2-out RBI	3	5	3

HIT STREAK	2008	2009	2010
Longest	2	8	6
Current	-	-	-

CAREER HIGHS

AB:	6, at Pittsburgh, 3.29.09
R:	2, vs. Michigan, 5.13.08
H:	3, vs. Michigan, 5.13.08
RBI:	4, vs. Bowling Green, 4.29.09
HR:	1 (2x), last: at Pittsburgh, 3.28.09
BB:	2 (2x), last: vs. UTPA, 3.9.10
SB:	--
K:	3, at Pittsburgh, 3.29.09

SEASON HIGHS

AB:	5 (2x), last: vs. UIC, 3.24
R:	1 (2x), last: vs. Ball State, 3.23
H:	2 (3x), last: vs. Michigan, 4.21
RBI:	3 (2x), last: vs. Ball State, 3.23
HR:	--
BB:	2 (2x), last: vs. UTPA, 3.9
SB:	--
K:	2, at USF, 3.26

Scioscia's Career Stats

Year	Avg	GP	GS	AB	R	H	2B	3B	HR	RBI	TB	SLG%	BB	HBP	SO	GDP	OB%	SF	SH	SB	ATT	PO	A	E	FLD%
2008	.308	16	5	26	4	8	2	0	1	4	13	.500	3	0	7	0	.379	0	0	0	0	8	0	0	1.000
2009	.265	28	19	68	5	18	2	0	1	15	23	.338	3	1	8	0	.301	1	0	0	0	46	5	0	1.000
2010	.275	27	10	51	2	14	2	0	0	11	16	.314	7	1	9	3	.361	2	1	0	0	21	0	0	1.000
TOTAL	.276	71	34	145	11	40	6	0	2	30	52	.359	13	2	24	3	.337	3	1	0	0	75	5	0	1.000

Scioscia's BIG EAST Career Stats

Year	Avg	GP	GS	AB	R	H	2B	3B	HR	RBI	TB	SLG%	BB	HBP	SO	GDP	OB%	SF	SH	SB	ATT	PO	A	E	FLD%
2008	.222	4	2	9	0	2	1	0	0	1	3	.333	0	0	1	0	.222	0	0	0	0	0	0	0	.000
2009	.292	10	6	24	2	7	1	0	1	6	11	.458	1	0	5	0	.320	0	0	0	0	3	0	0	1.000
2010	.111	8	1	9	0	1	0	0	0	0	1	.111	0	0	4	0	.111	0	0	0	0	2	0	0	1.000
TOTAL	.238	22	9	42	2	10	2	0	1	7	15	.357	1	0	10	0	.256	0	0	0	0	5	0	0	1.000



Greg Sherry

Third Base/Second Base

5-10 ▶ 180 ▶ Jr.

Mendham, New Jersey (Delbarton)

Two-year monogram winner is a scrappy second baseman who also could see time at either shortstop or third base with the Irish ... a sure-handed defensive player with active feet, good range, slick play on both sides of the bag, quick transfer and a strong arm ... a high-motor player who can make positive impact for his team on several levels ... a tough out who consistently puts the ball in play, with good bat speed and ability to spray the ball from gap-to-gap ... spent entire freshman year and much of sophomore campaign playing the hot corner ... carried a 3.084 cumulative GPA into the '10 spring semester.

15

SUPERLATIVES	2008	2009	2010
Multi-Hit Games	12	11	4
Multi-RBI Games	2	3	-
2-out RBI	6	5	2

HIT STREAK	2008	2009	2010
Longest	6	6	5
Current	-	-	1

CAREER HIGHS

AB:	6 (2x), last: at Villanova, 4.13.08
R:	5, at Georgetown, 3.20.08
H:	4, at Georgetown, 3.20.08
RBI:	3, vs. Central Michigan, 3.24.09
HR:	1 (2x), last: at UConn, 5.5.08
BB:	3, vs. UTPA, 3.15.09
SB:	1, at USF, 5.17.08
K:	3, vs. Valparaiso, 4.28.10

SEASON HIGHS

AB:	4 (11x), last: at Villanova, 5.16
R:	2 (2x), last: vs. St. John's, 4.30
H:	2 (4x), last: at Villanova, 5.16
RBI:	1 (6x), last: at Villanova, 5.16
HR:	--
BB:	1 (5x), last: at West Virginia, 5.8 (Gm.1)
SB:	--
K:	3, vs. Valparaiso, 4.28

2010 Game-by-Game

Date	Opp	GS	AB	R	H	RBI	2B	3B	HR	BB	IBB	SB	CS	HBP	SAC	SF	GDP	K	PO	A	E	Avg
Feb 19	MVSU	1	0	0	0	0	0	0	0	0	0	0	0	0	0	0	0	0	1	2	0	.000
Feb 20	MVSU	*	2	0	1	1	0	0	0	1	0	0	0	0	1	0	0	1	1	4	0	.333
Feb 21	MVSU	*	4	1	1	0	1	0	0	0	0	0	0	0	0	0	0	1	1	3	0	.286
Feb 26	Illinois	0	0	0	0	0	0	0	0	0	0	0	0	0	0	0	0	0	0	0	0	.286
Feb 27	OSU	*	4	0	2	0	0	0	0	0	0	0	0	0	0	0	0	1	1	2	1	.364
Feb 28	PSU	*	4	1	1	0	1	0	0	1	0	0	0	0	0	0	0	1	2	4	2	.333
Mar 06	Harvard	*	4	1	1	0	0	0	0	0	0	0	0	0	0	0	0	1	3	3	0	.316
Mar 07	Stetson	*	3	0	0	0	0	0	0	0	0	0	0	0	1	0	0	0	0	2	0	.273
Mar 09	UTPA	1	0	0	0	0	0	0	0	0	0	0	0	0	0	0	0	1	0	2	1	.261
Mar 10	UTPA	*	2	0	0	0	0	0	0	0	0	0	0	0	1	0	0	0	0	0	0	.240
Mar 11	Bradley	*	4	0	1	0	0	0	0	0	0	0	0	0	0	0	0	0	0	0	0	.241
Mar 12	Pacific	*	4	0	2	0	0	0	0	0	0	0	0	0	0	0	0	0	1	0	0	.273
Mar 13	Gonzaga	*	3	0	0	0	0	0	0	0	0	0	0	0	1	0	0	0	2	3	0	.250
Mar 14	Pacific	*	3	0	0	0	0	0	0	0	0	0	0	0	0	0	0	2	1	0	0	.231
Mar 20	MSU-2	1	0	1	0	0	0	0	0	0	0	0	0	0	0	0	0	0	0	0	0	.250
Mar 24	UIC	1	0	0	0	0	0	0	0	0	0	0	0	0	0	0	0	0	0	0	0	.244
Mar 26	USF	*	2	0	0	0	0	0	0	0	0	0	0	0	0	0	0	2	1	3	0	.233
Mar 27	USF-1	*	4	1	1	0	0	0	0	0	0	0	0	0	0	0	0	1	0	1	0	.234
Mar 27	USF-2	*	3	0	1	1	1	0	0	1	0	0	0	0	0	0	0	0	1	2	0	.240
Apr 01	G'town	*	2	0	0	0	0	0	0	0	0	0	0	0	0	0	0	0	0	3	1	.231
Apr 06	Oakland	*	3	0	0	0	0	0	0	0	0	0	0	0	0	0	0	1	0	2	0	.218
Apr 10	RUTGERS	1	0	0	0	0	0	0	0	0	0	0	0	0	0	0	0	1	0	0	0	.214
Apr 13	CSU	*	2	0	0	0	0	0	0	0	0	0	0	1	1	0	0	0	0	1	0	.207
Apr 18	SHU	0	0	0	0	0	0	0	0	0	0	0	0	0	0	0	0	0	0	0	0	.207
Apr 21	MICHIGAN*	3	0	0	1	0	0	0	0	0	0	0	0	0	0	1	1	0	1	2	0	.197
Apr 24	CINCI-1	0	0	0	0	0	0	0	0	0	0	0	0	0	0	0	0	0	0	0	0	.197
Apr 24	CINCI-2	*	4	1	1	1	0	0	0	0	0	0	0	0	0	0	0	0	2	1	0	.200
Apr 27	TOLEDO	*	3	2	1	0	0	0	0	1	0	0	0	0	0	0	0	0	1	1	0	.206
Apr 28	Valparaiso*	3	1	0	0	0	0	0	0	0	0	0	0	0	1	0	0	3	0	3	0	.197
Apr 30	ST. JOHN'S*	4	2	2	1	0	0	0	0	0	0	0	0	0	0	0	0	1	1	3	0	.213
May 01	ST. JOHN'S*	3	0	1	0	0	0	0	0	0	0	0	0	0	0	0	0	1	1	3	1	.218
May 02	ST. JOHN'S*	3	1	1	0	0	0	0	0	0	0	0	0	0	0	0	0	1	1	2	0	.222
May 08	WVU-1	*	3	0	0	0	0	0	0	1	0	0	0	0	0	0	0	1	0	1	0	.214
May 08	WVU-2	*	3	0	0	0	0	0	0	0	0	0	0	0	0	0	0	1	3	1	0	.207
May 09	WVU	0	0	0	0	0	0	0	0	0	0	0	0	0	0	0	0	0	1	0	0	.207
May 12	CMU	1	0	0	0	0	0	0	0	0	0	0	0	0	0	0	0	0	0	0	0	.205
May 15	Villanova*	4	0	0	0	0	0	0	0	0	0	0	0	0	0	0	0	0	0	2	0	.196
May 16	Villanova*	4	1	2	1	0	0	0	0	0	0	0	0	0	0	0	0	0	0	2	0	.208
Totals		28	96	12	20	6	3	0	0	5	0	0	0	1	6	1	1	21	26	58	6	.208

Sherry's Career Stats

Year	Avg	GP	GS	AB	R	H	2B	3B	HR	RBI	TB	SLG%	BB	HBP	SO	GDP	OB%	SF	SH	SB	ATT	PO	A	E	FLD%
2008	.315	47	42	143	27	45	9	0	2	14	60	.420	17	4	23	4	.400	1	8	1	3	26	82	8	.931
2009	.273	56	56	176	37	48	6	0	0	18	54	.307	29	4	25	8	.384	2	5	0	1	80	150	13	.947
2010	.208	38	28	96	12	20	3	0	0	6	23	.240	5	1	21	1	.252	1	6	0	0	26	58	6	.933
TOTAL	.272	141	126	415	76	113	18	0	2	38	137	.330	51	9	69	13	.361	4	19	1	4	132	290	27	.940

Sherry's BIG EAST Career Stats

Year	Avg	GP	GS	AB	R	H	2B	3B	HR	RBI	TB	SLG%	BB	HBP	SO	GDP	OB%	SF	SH	SB	ATT	PO	A	E	FLD%
2008	.299	26	24	87	16	26	4	0	1	10	33	.379	10	4	13	3	.392	1	5	1	2	14	47	3	.953
2009	.225	25	25	80	12	18	3	0	0	7	21	.263	11	2	11	4	.330	1	3	0	1	41	72	7	.942
2010	.225	16	12	40	6	9	1	0	0	4	10	.250	2	0	9	0	.262	0	0	0	0	11	24	2	.946
TOTAL	.256	67	61	207	34	53	8	0	1	21	64	.309	23	6	33	7	.345	2	8	1	3	66	143	12	.946



Bill Warrender

Outfield

6-1 ▶ 190 ▶ Sr.

Collegeville, Pennsylvania (LaSalle Collegiate)

41

Walk-on outfielder that earned a monogram in 2009 ... as a freshman in the fall of 2006, attempted to walk on to the Notre Dame football team ... good all-around athlete, with speed, a strong throwing arm and improved hitting skills ... will compete for playing time at any of the three outfield spots ... carried a 3.599 cumulative GPA into the '10 spring semester.

2010 Game-by-Game

Date	Opp	GS	AB	R	H	RBI	2B	3B	HR	BB	IBB	SB	CS	HBP	SAC	SF	GDP	K	PO	A	E	Avg
Feb 19	MVSU	0	0	0	0	0	0	0	0	0	0	0	0	0	0	0	0	0	1	0	0	.000
Feb 20	MVSU	0	0	0	0	0	0	0	0	0	0	0	0	0	0	0	0	0	0	0	0	.000
Feb 21	MVSU	0	1	0	1	0	0	0	1	0	0	0	0	0	0	1	0	0	1	0	0	.000
Feb 28	Penn State	0	0	0	0	0	0	0	1	0	0	0	0	0	0	0	0	0	0	0	0	.000
Mar 23	BALL STATE	0	0	0	0	0	0	0	0	0	0	0	0	0	0	0	0	0	0	0	0	.000
Mar 24	UIC	1	0	0	0	0	0	0	0	0	0	0	0	0	0	0	0	0	0	0	0	.000
Mar 26	USF	1	0	0	0	0	0	0	0	0	0	0	0	0	0	0	0	0	0	0	0	.000
Mar 27	USF-1 *	4	0	3	1	1	0	0	0	0	0	0	0	0	0	0	0	0	2	0	0	.500
Mar 27	USF-2 *	4	0	1	0	0	0	0	0	0	0	0	0	0	0	0	0	1	2	0	0	.400
Apr 01	G'town *	3	1	1	1	0	0	1	1	0	0	0	0	0	0	0	0	2	0	0	0	.385
Apr 02	G'town *	4	0	2	1	0	1	0	0	0	0	0	1	0	0	0	0	2	2	0	0	.412
Apr 03	G'town *	4	1	0	0	0	0	0	1	0	0	0	0	0	0	0	0	2	4	0	0	.333
Apr 06	OAKLAND*	4	2	0	0	0	0	0	1	0	0	0	0	0	0	0	0	2	1	0	1	.280
Apr 09	RUTGERS *	4	0	1	0	0	0	0	0	0	0	0	0	0	0	0	0	1	2	0	0	.276
Apr 10	RUTGERS *	3	0	1	0	0	0	0	0	0	0	0	0	0	0	0	0	1	1	0	1	.281
Apr 27	TOLEDO	0	0	0	0	0	0	0	0	0	0	0	0	0	0	0	0	0	0	0	0	.281
May 15	Villanova	0	0	0	0	0	0	0	0	0	0	0	0	0	0	0	0	0	0	0	0	.281
Totals		8	32	5	9	4	1	1	1	5	0	0	0	1	0	1	0	11	16	0	2	.281

SUPERLATIVES	2008	2009	2010
Multi-Hit Games	-	-	2
Multi-RBI Games	-	-	-
2-out RBI	-	-	-

HIT STREAK	2008	2009	2010
Longest	-	-	4
Current	-	-	2

CAREER HIGHS

AB:	4 (6x), last: vs. Rutgers, 4.9.10
R:	2, vs. Oakland, 4.6.10
H:	3, at USF, 3.27.10
RBI:	1 (4x), last: at Georgetown, 4.2.10
HR:	1, at Georgetown, 4.2.10
BB:	1 (5x), last: vs. Oakland, 4.6.10
SB:	--
K:	2 (4x), vs. Oakland, 4.6.10

SEASON HIGHS

AB:	4 (6x), last: vs. Rutgers, 4.9
R:	2, vs. Oakland, 4.6
H:	3, at USF, 3.27
RBI:	1 (4x), last: at Georgetown, 4.2
HR:	1, at Georgetown, 4.2
BB:	1 (5x), last: vs. Oakland, 4.6
SB:	--
K:	2 (4x), vs. Oakland, 4.6

Warrender's Career Stats

Year	Avg	GP	GS	AB	R	H	2B	3B	HR	RBI	TB	SLG%	BB	HBP	SO	GDP	OB%	SF	SH	SB	ATT	PO	A	E	FLD%
2008	.000	4	0	2	0	0	0	0	0	0	0	.000	0	0	1	0	.000	0	0	0	0	2	0	0	1.000
2009	.000	3	0	1	0	0	0	0	0	0	0	.000	0	0	0	0	.000	0	0	0	0	1	0	0	1.000
2010	.281	17	8	32	5	9	1	1	1	4	15	.469	5	1	11	0	.385	1	0	0	0	16	0	2	.889
TOTAL	.257	24	8	35	5	9	1	1	1	4	15	.429	5	1	12	0	.357	1	0	0	0	19	0	2	.905

Warrender's BIG EAST Career Stats

Year	Avg	GP	GS	AB	R	H	2B	3B	HR	RBI	TB	SLG%	BB	HBP	SO	GDP	OB%	SF	SH	SB	ATT	PO	A	E	FLD%
2010	.333	9	7	27	2	9	1	1	1	3	15	.556	2	1	9	0	.400	0	0	0	0	13	0	1	.929
TOTAL	.333	9	7	27	2	9	1	1	1	3	15	.556	2	1	9	0	.400	0	0	0	0	13	0	1	.929



The Last Time

Hitting Categories

PLAYER HIT A GRAND SLAM:	Ryan Connolly, May 14, 2009 at St. John's (9-1 win)
PLAYER LED OFF A GAME WITH A HR:	Ryan Connolly, April 2, 2010 at Georgetown (12-8 win)
PLAYER HIT OFF FIRST INNING WITH A HR:	Ryan Connolly, May 1, 2010 vs. St. John's (8-1 loss)
PLAYER HIT FOR THE CYCLE:	Alec Porzel, May 7, 2000 vs. Pittsburgh (6-6; RBI 3B, inside-the-park HR, 1B, 2B, HR, 1B)
PLAYER HIT TWO HOME RUNS IN ONE GAME:	Brayden Ashdown, April 30, 2010 vs. St. John's (14-5 victory; solo and 2-run)
PLAYER HIT THREE HOME RUNS IN A GAME:	Matt Edwards, March 29, 2005 vs. Western Michigan (9-5 win)
PLAYER HIT AN INSIDE-THE-PARK HOME RUN:	David Mills, April 19, 2008 at West Virginia (11-6 loss)
PLAYER HAD 5 HITS IN A GAME:	Ryan Connolly, April 24, 2010 vs. Cincinnati (5-for-5; 5-4 win)
PLAYER HAD 6 HITS IN A GAME:	Steve Sollmann, June 1, 2002 vs. South Alabama NAAs (6-7; 25-1 win)
PLAYER HAD 3 DOUBLES IN A GAME:	Ross Brezovsky, April 6, 2008 vs. Rutgers (11-2 win)
PLAYER HIT 2 TRIPLES IN A GAME:	David Mills, April 6, 2009 vs. Oakland (2-2, 2 3B, 2 SF, BB, 4 RBI, R in 13-6 win)
PLAYER HIT 3 TRIPLES IN A GAME:	Bob Roemer, April 15, 1973 vs. Xavier (11-3 win)
PLAYER HAD 6 RBI IN A GAME:	Evan Sharpley, March 20, 2008 at Georgetown (25-1 win)
PLAYER HAD 7 RBI IN A GAME:	Steve Sollmann, June 1, 2002 vs. South Alabama NAAs (25-1 win)
PLAYER HAD 8 RBI IN A GAME:	Never
PLAYER HAD 9 RBI IN A GAME:	Never
PLAYER STOLE 3 BASES IN A GAME:	A.J. Pollock, May 15, 2008 at USF (5-4 loss)
PLAYER STRUCK OUT FOUR TIMES IN A GAME:	Ryan Connolly, May 8, 2010 at West Virginia (1-5, R, 4 K)
PLAYER STRUCK OUT FIVE OR MORE TIMES IN A GAME:	Ross Brezovsky, June 2, 2006 vs. Coll. of Charleston in NCAA Lexington, Ky. Regional (2-8, 6 K)
PLAYER WALKED FOUR TIMES IN A GAME:	David Mills, May 14, 2010 at Villanova (0-1, 4 BB in 12-5 loss)
PLAYER STRANDED FIVE RUNNERS ON BASE:	Matt Scioscia, March 24, 2010 vs. Illinois-Chicago (0-5, 5 LOB)
PLAYER STRANDED SIX RUNNERS ON BASE:	Charlie Markson, February 28, 2010 vs. Penn State (0-4, 6 LOB)
PLAYER STRANDED 10 OR MORE RUNNERS ON BASE:	Evan Sharpley, May 19, 2009 vs. St. John's (1-6, RBI, 10 LOB)
PLAYER RECORDED 8 TOTAL BASES:	Brayden Ashdown (8), April 30, 2010 vs. St. John's (14-5 win)
PLAYER HAD TWO SAC BUNTS IN A GAME:	David Mills, April 4, 2009 vs. Villanova (2-4, 2 SAC bunts, 1 run, 1 RBI)
PLAYER SCORED FIVE RUNS IN A GAME:	A.J. Pollock, March 26, 2008 vs. UW-Milwaukee (4-5, 3B, BB, 5 R)
AN IRISH PLAYER WAS HIT BY A PITCH THREE OR MORE TIMES:	Brett Lilley, April 18, 2008 at West Virginia (0-3, 3 HBP, 2 R, RBI)
NOTRE DAME HIT A WALK-OFF HOME RUN:	David Mills, April 24, 2010, vs. Cincinnati (Solo HR in 9th, 5-4 win)
NOTRE DAME HIT BACK-TO-BACK HOME RUNS:	Jeremy Barnes & Ross Brezovsky, May 3, 2008 at UConn (8-2 win)
AN OPPONENT HIT TWO HOME RUNS IN ONE GAME:	Matt Fleishman (Villanova), April 14, 2010 (4-5, 2 HR, 6 RBI in 12-5 Villanova win)
AN OPPONENT HIT THREE HOME RUNS IN ONE GAME:	Adam Duval (at Louisville), April 26, 2009 (4-4, 3 HR, 7 RBI in 13-12 ND win)
AN OPPONENT HIT A WALK-OFF HOME RUN:	Steve Normane (Rutgers), May 11, 2003 in Piscataway, N.J. (2-run HR in 19th, RU-5 ND-3)
AN OPPONENT HIT A LEADOFF HOME RUN:	Joe Corfman (Toledo), April 1, 2009 in Notre Dame, Ind. (11-7 ND win)

Pitching Categories

PITCHER THREW A NO-HITTER:	Brian Piotrowicz, May 11, 1988 vs. Ball State (2-0 win)
PITCHER THREW A PERFECT GAME:	Never
PITCHER THREW A ONE-HITTER:	Sam Elam (9 IP, 1 H) & Tony Langford (W, 1 IP, 0 H), April 18, 2007 vs. Purdue (1-0 ND win/10 inn.)
PITCHER THREW A TWO-HITTER:	Wade Korpi (7 IP, 1 H), Mike Dury (1 IP), & Kyle Weiland (1 IP, 1 H) April 24, 2006 vs. Purdue (2-1 ND win)
PITCHER THREW A THREE-HITTER:	Brian Dupra (9 IP, 3 H, 6 K, 0 BB), April 4, 2009 vs. Villanova (4-0 ND win)
PITCHER THREW A COMPLETE GAME (9-innings):	Eric Maust (9 IP, 5 H, 2 K, 1 BB), April 18, 2009 vs. West Virginia-2 (3-0 ND win)
PITCHER THREW 9.0+ INNINGS:	Cole Johnson (9.2 IP, 8 H, 2 ER, 5 K, 3 BB), April 9, 2009 at Cincinnati (5-4 UC win, 10 innings)
PITCHER THREW A COMPLETE GAME SHUTOUT:	Eric Maust (9 IP, 5 H, 2 K, 1 BB), April 18, 2009 vs. West Virginia-2 (3-0 ND win)
PITCHER THREW BACK-TO-BACK COMPLETE GAMES (9-innings):	Cole Johnson, March 27, 2009 at Pittsburgh (5-4 win) & April 3, 2009 vs. Villanova (3-1 win)
AN OPPOSING PITCHER NO-HIT NOTRE DAME:	March 26, 2010 at USF (4-0)
	Randy Fontanez (USF), March 26, 2010 (12 SO in no-hitter; 4-0 USF win)

AN OPPOSING PITCHER THREW A COMPLETE GAME:

	Randy Fontanez (USF), March 26, 2010 (4-0 USF win; no-hitter)
PITCHER STRUCK OUT 10 OR MORE BATTERS IN A GAME:	Wade Korpi, May 16, 2008 at USF (7 IP, 10 K)
PITCHER STRUCK OUT 15 OR MORE BATTERS IN A GAME:	Aaron Heilman, April 15, 2000 at West Virginia, 10 IP, 2 BB, 18 K
PITCHER RECORDED 10 WINS IN A SEASON:	Aaron Heilman, 2001 (15-0)
PITCHER RECORDED 15 WINS IN A SEASON:	Aaron Heilman, 2001 (15-0)
PITCHER HIT THREE OR MORE BATTERS IN A GAME:	Steve Sabatino, March 6, 2010 vs. Kansas State (4 HBP in 5.2 IP)
NOTRE DAME SHUT OUT AN OPPONENT (1 OR MORE PITCHERS):	April 27, 2010 vs. Toledo (9-0) by Cole Johnson, Ryan Sharpley, Joe Spano, Steven Mazur (9.0 IP)
NOTRE DAME WAS SHUT OUT:	March 26, 2010 at USF (4-0)
NOTRE DAME DID NOT WALK A BATTER:	April 6, 2010 vs. Oakland, Norton (4.0 IP), Mills (2.0), Spano (0.2), Mazur (2.1)
AN OPPOSING PITCHER STRUCK OUT 10 OR MORE IRISH PLAYERS:	Randy Fontanez (USF), March 26, 2010 (12 SO in no-hitter; 4-0 USF win)

Fielding Categories

PLAYER COMMITTED THREE OR MORE ERRORS IN A GAME:	Dustin Ispas, March 10, 2009 vs. Grambling (3 errors in 10-7 win)
PLAYER HAD 15 OR MORE PUTOUTS IN A GAME:	Casey Martin (15), February 20, 2010 at Miss. Valley State (8-3 win)
PLAYER HAD 10 OR MORE ASSISTS IN A GAME:	Mick Doyle (10), April 18, 2010 at Seton Hall (7-4 victory)
NOTRE DAME HAD NO ERRORS IN A GAME:	May 16, 2010 at Villanova (4-1 victory)
NOTRE DAME COMMITTED FOUR ERRORS IN A GAME:	April 3, 2010 at Georgetown (11-7 loss)
NOTRE DAME HAD TWO PLAYERS WITH 10 OR MORE PUTOUTS IN A GAME:	Matt Weglarz (11) & Mike Dury (11), May 4, 2007 vs. Seton Hall (3-1 win)

Scoring & Miscellaneous Categories

NOTRE DAME RECORDED 20 OR MORE HITS:	20, March 24, 2009 vs. Central Michigan (14-8 win)
NOTRE DAME SCORED 20 OR MORE RUNS:	25, March 20, 2008 at Georgetown (25-1 win)
NOTRE DAME SCORED 30 OR MORE RUNS:	34, May 25, 1900 vs. Indiana (34-7 win)
NOTRE DAME SCORED 10 OR MORE RUNS IN AN INNING:	May 10, 2004 at Connecticut (10 run 1st inning in 16-8 win)
NOTRE DAME LEFT 15 OR MORE RUNNERS ON BASE:	March 20, 2010 vs. Michigan St.-1 (15 LOB in 7-4 loss)
NOTRE DAME SURRENDERED A NINTH INNING LEAD:	April 24, 2010 vs. Cincinnati-2 (led 4-2, gave up two runs in 9th, won 5-4 in 9)
NOTRE DAME SWEEP A THREE-GAME BIG EAST SERIES:	April 16-18, 2010 at Seton Hall (6-5 (10), 2-1, 7-4)
NOTRE DAME WAS SWEEP IN A BIG EAST SERIES:	May 26-27, 2010 at USF (0-4, 3-6, 2-10)
NOTRE DAME WAS SWEEP IN A BIG EAST SERIES AT HOME:	April 27, 1996 vs. West Virginia (4-6, 5-8)
NOTRE DAME WAS SWEEP IN A THREE-GAME BIG EAST SERIES AT HOME:	Never
THE IRISH PLAYED EXTRA INNINGS:	May 15, 2010 at Villanova (3-2 win in 11 innings)
THE IRISH PLAYED 14 OR MORE INNINGS:	May 16, 2008 at USF (3-2 loss in 16 innings)
THE IRISH PLAYER 18 OR MORE INNINGS:	May 11, 2003 at Rutgers (3-5 loss in 19 innings)
THE IRISH PLAYED TWO OR MORE CONSECUTIVE EXTRA-INNING GAMES:	Mar. 13-15, 2001 in Fresno, Calif. vs. Navy (4-4/10 Inn.) vs. Fresno State (5-4 win/10 Inn.) vs. Miami (OH) (3-2 win/11 Inn.)
NOTRE DAME PLAYED A GAME OVER 4 HOURS:	May 16, 2006 at USF (5-4 loss in 16 innings; 4 hours, 18 minutes)
NOTRE DAME PLAYED A GAME UNDER 2 HOURS:	April 4, 2009 vs. Villanova (4-0 win in 9 innings; 1 hour, 43 minutes)
NOTRE DAME PLAYED CONSECUTIVE GAMES UNDER 2 HOURS:	April 3, 2009 vs. Villanova (3-1 win in 9 innings; 1 hour, 41 minutes)
	April 4, 2009 vs. Villanova (9-3 win in 9 innings; 1 hour, 43 minutes)

Irish Results											
Game date	Opposing team	Score	r-h-e	r-h-e	Inns	Overall	Conference	Pitcher of record	Attend	Time	
Feb 19, 2010	at Miss. Valley State	W 12-4	12-12-2	4-9-4	9	1-0-0	0-0-0	JOHNSON,C (W 1-0)	412	3:54	
Feb 20, 2010	vsMiss. Valley State	W 8-3	8-9-0	3-7-5	9	2-0-0	0-0-0	BOOCKFORD,B (W 1-0)	1875	2:59	
Feb 21, 2010	vsMiss. Valley State	W 19-3	19-16-2	3-3-3	9	3-0-0	0-0-0	SABATINO,S (W 1-0)	375	3:16	
Feb 26, 2010	vsIllinois	1-11 L	1-8-4	11-17-2	9	3-1-0	0-0-0	JOHNSON,C (L 1-1)	211	3:02	
Feb 27, 2010	vsOhio State	2-10 L	2-11-3	10-12-1	9	3-2-0	0-0-0	DUPRA,B (L 0-1)	425	2:48	
Feb 28, 2010	vsPenn State	W 9-8	9-15-6	8-7-3	(10)	4-2-0	0-0-0	MILLER,T (W 1-0)	2311	3:40	
Mar 06, 2010	vsHarvard	6-9 L	6-12-2	9-13-1	9	4-3-0	0-0-0	JOHNSON,C (L 1-2)	-	2:37	
Mar 06, 2010	vsKansas State	2-5 L	2-9-1	5-10-1	9	4-4-0	0-0-0	SABATINO,S (L 1-1)	142	2:47	
Mar 07, 2010	at Stetson	W 4-2	4-9-1	2-8-2	9	5-4-0	0-0-0	DUPRA,B (W 1-1)	0	3:01	
Mar 09, 2010	at Texas-Pan American	7-9 L	7-6-2	9-13-1	9	5-5-0	0-0-0	MILLS,D (L 0-1)	0	3:53	
Mar 10, 2010	at Texas-Pan American	4-10 L	4-11-2	10-7-1	9	5-6-0	0-0-0	VEERKAMP,P (L 0-1)	0	3:14	
Mar 11, 2010	vsBradley	W 10-6	10-13-0	6-10-2	9	6-6-0	0-0-0	HUDGINS,W (W 1-0)	411	2:49	
Mar 12, 2010	vsPacific	4-8 L	4-11-1	8-12-0	9	6-7-0	0-0-0	JOHNSON,C (L 1-3)	416	2:30	
Mar 13, 2010	vsGonzaga	W 6-3	6-11-1	3-7-0	9	7-7-0	0-0-0	DUPRA,B (W 2-1)	376	2:30	
Mar 14, 2010	vsPacific	2-3 L	2-7-0	3-10-2	9	7-8-0	0-0-0	SPANO,J (L 0-1)	424	2:36	
Mar 20, 2010	MICHIGAN STATE	0-13 L	0-7-5	13-10-0	9	7-9-0	0-0-0	SABATINO,S (L 1-2)	-	2:25	
Mar 20, 2010	MICHIGAN STATE	4-7 L	4-10-1	7-8-1	9	7-10-0	0-0-0	SPANO,J (L 0-2)	930	3:12	
Mar 21, 2010	MICHIGAN STATE	0-3 L	0-3-1	3-9-0	9	7-11-0	0-0-0	MAUST,E (L 0-1)	866	2:20	
Mar 23, 2010	BALL STATE	W 11-5	11-12-1	5-9-2	9	8-11-0	0-0-0	RICHTER,R (W 1-0)	0	2:42	
Mar 24, 2010	ILLINOIS-CHICAGO	5-10 L	5-11-3	10-11-0	9	8-12-0	0-0-0	VEERKAMP,P (L 0-2)	830	2:58	
*Mar 26, 2010	at USF	0-4 L	0-0-1	4-10-2	9	8-13-0	0-1-0	DUPRA,B (L 2-2)	1048	2:23	
*Mar 27, 2010	at USF	3-6 L	3-10-1	6-10-1	9	8-14-0	0-2-0	SABATINO,S (L 1-3)	650	2:14	
*Mar 27, 2010	at USF	2-10 L	2-10-1	10-12-1	9	8-15-0	0-3-0	MAUST,E (L 0-2)	1363	2:41	
*Apr 01, 2010	at Georgetown	9-10 L	9-9-2	10-13-1	9	8-16-0	0-4-0	SPANO,J (L 0-3)	374	2:46	
*Apr 02, 2010	at Georgetown	W 12-8	12-14-0	8-11-5	9	9-16-0	1-4-0	SABATINO,S (W 2-3)	253	2:50	
*Apr 03, 2010	at Georgetown	7-11 L	7-10-4	11-12-1	9	9-17-0	1-5-0	MAUST,E (L 0-3)	336	2:51	
Apr 06, 2010	OAKLAND	W 13-6	13-12-3	6-13-2	9	10-17-0	1-5-0	NORTON,A (W 1-0)	986	3:06	
*Apr 09, 2010	RUTGERS	W 9-8	9-8-2	8-12-3	9	11-17-0	2-5-0	MILLS,D (W 1-1)	1001	3:02	
*Apr 10, 2010	RUTGERS	5-25 L	5-13-1	25-27-1	9	11-18-0	2-6-0	SABATINO,S (L 2-4)	1120	3:11	
*Apr 11, 2010	RUTGERS	6-8 L	6-13-1	8-17-2	(11)	11-19-0	2-7-0	HUDGINS,W (L 1-1)	1052	3:45	
Apr 13, 2010	CHICAGO STATE	W 6-4	6-11-1	4-10-3	9	12-19-0	2-7-0	HUDGINS,W (W 2-1)	846	2:44	
* Apr 16, 2010	at Seton Hall	W 6-5	6-10-2	5-10-3	(10)	13-19-0	3-7-0	MAZUR,S (W 1-0)	153	3:10	
* Apr 17, 2010	at Seton Hall	W 2-1	2-8-1	1-5-0	9	14-19-0	4-7-0	SABATINO,S (W 3-4)	323	2:40	
Apr 20, 2010	at Michigan	2-3 L	2-7-0	3-7-1	9	15-20-0	5-7-0	RICHTER,R (L 1-1)	1384	2:46	
Apr 21, 2010	MICHIGAN	1-13 L	1-5-1	13-13-1	9	15-21-0	5-7-0	SABATINO,S (L 3-5)	2140	2:56	
* Apr 23, 2010	CINCINNATI	W 5-2	5-10-0	2-8-0	9	16-21-0	6-7-0	DUPRA,B (W 3-2)	938	2:10	
* Apr 24, 2010	CINCINNATI	4-5 L	4-9-0	5-7-0	9	16-22-0	6-8-0	MAZUR,S (L 1-1)	-	3:14	
* Apr 24, 2010	CINCINNATI	W 5-4	5-12-2	4-8-0	9	17-22-0	7-8-0	HUDGINS,W (W 4-1)	1421	2:56	
Apr 27, 2010	TOLEDO	W 9-0	9-8-0	0-6-6	9	18-22-0	7-8-0	JOHNSON,C (W 2-3)	869	2:26	
Apr 28, 2010	vsValparaiso	W 8-1	8-11-0	1-5-1	9	19-22-0	7-8-0	MILLER,T (W 2-0)	516	2:22	
* Apr 30, 2010	ST. JOHN'S	W 14-5	14-14-0	5-10-4	9	20-22-0	8-8-0	DUPRA,B (W 4-2)	999	2:30	
* May 01, 2010	ST. JOHN'S	1-8 L	1-5-1	8-11-0	9	20-23-0	8-9-0	SABATINO,S (L 3-6)	1115	2:23	
* May 02, 2010	ST. JOHN'S	4-9 L	4-8-2	9-15-1	9	20-24-0	8-10-0	MAUST,E (L 0-4)	1149	2:57	
* May 08, 2010	at West Virginia	6-22 L	6-7-2	22-21-0	9	20-25-0	8-11-0	DUPRA,B (L 4-3)	331	3:12	
* May 08, 2010	at West Virginia	5-6 L	5-13-1	6-10-2	9	20-26-0	8-12-0	SABATINO,S (L 3-7)	214	2:35	
* May 09, 2010	at West Virginia	3-10 L	3-8-0	10-13-4	9	20-27-0	8-13-0	MAUST,E (L 0-5)	436	2:48	
May 12, 2010	CENTRAL MICHIGAN	2-12 L	2-7-3	12-11-1	9	20-28-0	8-13-0	SHARPLEY,R (L 0-1)	825	2:54	
* May 14, 2010	at Villanova	5-12 L	5-9-1	12-15-0	9	20-29-0	8-14-0	DUPRA,B (L 4-4)	689	2:44	
* May 15, 2010	at Villanova	W 3-2	3-6-0	2-9-1	(11)	21-29-0	9-14-0	JOHNSON,C (W 3-3)	593	3:17	
* May 16, 2010	at Villanova	W 4-1	4-13-0	1-4-2	9	22-29-0	10-14-0	MAUST,E (W 1-5)	617	2:43	

* = Conference game
 () extra inning game

INNING-BY-INNING SUMMARY

	1	2	3	4	5	6	7	8	9	EX	Total
Notre Dame	37	49	25	37	34	25	32	20	22	3	284
Opponents	45	29	43	34	61	48	42	35	18	2	357

Home attendance	17087	(17 dates avg = 1005)
Away attendance	17005	(31 dates avg = 548)
Total attendance	34092	(48 dates avg = 710)



The Dave Schrage Team Record Book

Most at bats

1.	54	at Georgetown	Mar 20, 2008
	54	at South Florida	May 16, 2008
3.	46	at Villanova	Apr 13, 2008
4.	44	vs Dayton	Feb 28, 2009
	44	vs Maine	Mar 04, 2008
6.	43	Rutgers	Apr 11, 2010
	43	vs St. John's	May 19, 2009
8.	42	at Villanova	Apr 12, 2008
	42	vs Purdue	Feb 22, 2009
	42	vs Duquesne	Mar 11, 2007
	42	at Webber International	Mar 12, 2007
	42	Western Michigan	Mar 21, 2007
	42	at St. John's	May 14, 2009

Most runs scored

1.	25	at Georgetown	Mar 20, 2008
2.	19	vs Miss. Valley State	Feb 21, 2010
3.	17	West Virginia	Apr 21, 2007
	17	Western Michigan	Mar 21, 2007
5.	16	vs Nebraska	Mar 04, 2007
6.	15	at Rutgers	Apr 28, 2007
	15	vs Prairie View A&M	Feb 17, 2007
	15	at St. John's	May 15, 2009
9.	14	St. John's	Apr 30, 2010
	14	vs Illinois	Feb 21, 2009
	14	vs Iowa	Feb 23, 2008
	14	vs Dayton	Feb 28, 2009
	14	vs Duquesne	Mar 11, 2007
	14	Central Michigan	Mar 24, 2009
	14	Wisconsin-Milwaukee	Mar 26, 2008
	14	Chicago State	Mar 28, 2007
	14	vs Illinois State	May 12, 2009
	14	vs St. John's	May 19, 2009

Most hits

1.	28	at Georgetown	Mar 20, 2008
2.	22	Western Michigan	Mar 21, 2007
3.	20	at Villanova	Apr 13, 2008
	20	Central Michigan	Mar 24, 2009
5.	19	vs Duquesne	Mar 11, 2007
6.	18	vs Maine	Mar 04, 2008
7.	17	vs Illinois	Feb 21, 2009
	17	vs Dayton	Feb 28, 2009
	17	Chicago State	Mar 28, 2007
	17	at Pittsburgh	Mar 29, 2009
	17	vs St. John's	May 19, 2009

Most runs batted in

1.	25	at Georgetown	Mar 20, 2008
2.	16	West Virginia	Apr 21, 2007
	16	vs Miss. Valley State	Feb 21, 2010
	16	Western Michigan	Mar 21, 2007
5.	15	at St. John's	May 15, 2009
6.	14	at Rutgers	Apr 28, 2007
	14	vs Illinois	Feb 21, 2009
8.	13	Manchester College	Apr 09, 2008
	13	vs Iowa	Feb 23, 2008
	13	vs Dayton	Feb 28, 2009
	13	vs Duquesne	Mar 11, 2007
	13	Chicago State	Mar 28, 2007
	13	vs Illinois State	May 12, 2009

Most doubles

1.	10	at Georgetown	Mar 20, 2008
2.	5	Rutgers	Apr 06, 2008
	5	vs Dayton	Feb 28, 2009
	5	vs Harvard	Mar 06, 2010
	5	vs Duquesne	Mar 11, 2007
	5	Western Michigan	Mar 21, 2007
	5	vs St. John's	May 22, 2009
8.	4	17 times	

Most triples

1.	3	Manchester College	Apr 09, 2008
	3	vs Buffalo	Mar 14, 2008
	3	at Pittsburgh	Mar 29, 2009
	3	vs Louisville	May 23, 2009
5.	2	Villanova	Apr 04, 2009
	2	at Louisville	Apr 25, 2009
	2	at Rutgers	Apr 29, 2007
	2	vs New York Tech	Mar 15, 2007
	2	Wisconsin-Milwaukee	Mar 26, 2008
	2	USF	May 08, 2009
	2	vs Illinois State	May 12, 2009
	2	Ball State	Mar 23, 2010
	2	Oakland	Apr 06, 2010

Most home runs

1.	4	West Virginia	Apr 21, 2007
	4	at Pittsburgh	Mar 29, 2009
	4	at St. John's	May 14, 2009
4.	3	12 times	

Most total bases

1.	41	at Georgetown	Mar 20, 2008
2.	37	at Pittsburgh	Mar 29, 2009
3.	32	Western Michigan	Mar 21, 2007
4.	30	vs Duquesne	Mar 11, 2007
5.	29	West Virginia	Apr 21, 2007
	29	at Louisville	Apr 25, 2009
	29	vs Dayton	Mar 14, 2007
	29	at St. John's	May 14, 2009
9.	28	Chicago State	Apr 22, 2008
10.	27	at St. John's	May 15, 2009

Most walks

1.	13	vs Grambling	Mar 11, 2009
2.	11	vs Miss. Valley State	Feb 21, 2010
3.	10	Chicago State	Mar 28, 2007
	10	vs St. John's	May 19, 2009
5.	9	West Virginia	Apr 21, 2007
	9	St. John's	Apr 27, 2008
	9	vs Grambling	Mar 10, 2009
8.	8	Toledo	Apr 01, 2009
	8	Oakland	Apr 03, 2007
	8	Toledo	Apr 15, 2008
	8	Ball State	Apr 24, 2007
	8	vs Iowa	Feb 23, 2008
	8	vs Harvard	Mar 11, 2007
	8	vs Buffalo	Mar 14, 2008
	8	vs Trinity (TX) Univ.	Mar 14, 2009
	8	Michigan State	Mar 20, 2010

Most times hit by pitch

1.	4	at West Virginia	Apr 18, 2008
	4	Ball State	Apr 24, 2007
3.	3	17 times	

Most times struck out

1.	14	at Louisville	Apr 24, 2009
2.	13	South Florida	Mar 24, 2007
3.	12	vs Valparaiso	Apr 28, 2010
	12	vs Texas State	Feb 17, 2007
	12	vs South Alabama	Mar 08, 2008
	12	vs Arizona	Mar 09, 2008
	12	vs Louisville	May 20, 2009
	12	at South Florida	Mar 26, 2010
9.	11	Wisconsin-Milwaukee	Mar 26, 2008
10.	10	at Louisville	May 12, 2007
	10	at Rutgers	Apr 28, 2007
	10	vs Ohio State	Feb 20, 2009
	10	at Coastal Carolina	Feb 25, 2007
	10	at Georgetown	Mar 20, 2008
	10	at Pittsburgh Panthers	Mar 30, 2007
	10	Connecticut	May 01, 2009
	10	at South Florida	May 16, 2008
	10	at West Virginia-1	May 08, 2010
	10	at Villanova	May 14, 2010

Most times grounded into DP

1.	3	Michigan	Apr 21, 2010
	3	Valparaiso	Apr 08, 2008
	3	at West Virginia	Apr 19, 2008
	3	Western Michigan	Mar 21, 2007
5.	2	23 times	

Most sacrifice flies

1.	4	Oakland	Apr 06, 2010
2.	3	10 times	

Most sacrifice hits

1.	4	Oakland	Apr 03, 2007
	4	vs Mount St. Mary's	Mar 01, 2008
	4	at Stetson	Mar 07, 2010
4.	3	19 times	

Most stolen bases

1.	5	Rutgers	Apr 06, 2008
	5	Valparaiso	Mar 18, 2009
3.	4	vs St. Bonaventure	Mar 02, 2008
	4	vs Dayton	Mar 14, 2007
	4	South Florida	Mar 24, 2007
	4	Central Michigan	Mar 24, 2009
	4	Connecticut	May 19, 2007
8.	3	13 times	

Most times caught stealing

1.	2	St. John's	Apr 27, 2008
	2	vs Grambling	Mar 10, 2009
	2	vs Dayton	Mar 14, 2007
	2	Central Michigan	Mar 17, 2008
	2	Ball State	Mar 17, 2009
	2	Seton Hall	Mar 20, 2009
	2	Oakland	Mar 25, 2009
	2	vs Pacific	Mar 14, 2010
9.	1	(several times)	

Most steal attempts

1.	6	vs Dayton	Mar 14, 2007
2.	5	Rutgers	Apr 06, 2008
	5	Valparaiso	Mar 18, 2009
4.	4	vs Prairie View A&M	Feb 17, 2007
	4	vs St. Bonaventure	Mar 02, 2008
	4	vs Washington State	Mar 08, 2009
	4	vs Grambling	Mar 10, 2009
	4	South Florida	Mar 24, 2007
	4	Central Michigan	Mar 24, 2009
	4	Seton Hall	May 05, 2007
	4	Connecticut	May 19, 2007
	4	at Georgetown	Apr 2, 2010

Most intentional walks

1.	2	Oakland	Apr 03, 2007
	2	vs Iowa	Feb 23, 2008
3.	1	(several times)	

Most times struck out looking

1.	8	vs Louisville	May 20, 2009
2.	7	vs Valparaiso	Apr 28, 2010
3.	6	at Louisville	Apr 25, 2009
	6	at USF	Mar 26, 2010
5.	5	at Louisville	May 12, 2007
	5	at Villanova	Apr 12, 2008
	5	at Seton Hall	Apr 18, 2010
	5	at Louisville	Apr 24, 2009
	5	Central Michigan	Mar 27, 2007
	5	vs South Florida	May 20, 2008
	5	at USF	Mar 27, 2010

Most runners left on base

1.	17	vs St. John's	May 19, 2009
2.	15	at Villanova	Apr 13, 2008
	15	Michigan State	Mar 20, 2010
4.	14	Oakland	Apr 03, 2007
	14	vs Penn State	Feb 28, 2010
	14	vs Maine	Mar 04, 2008
	14	South Florida	Mar 25, 2007
8.	13	12 times	

Most innings pitched

1.	15.1	at South Florida	May 16, 2008
2.	11.0	Rutgers	Apr 11, 2010
	11.0	at Villanova	May 15, 2010
4.	10.2	at Cincinnati	Apr 09, 2009
5.	10.0	at Seton Hall	Apr 16, 2010
	10.0	Purdue	Apr 18, 2007
	10.0	vs Purdue	Feb 22, 2009
	10.0	vs Iowa	Feb 23, 2008
	10.0	vs Penn State	Feb 28, 2010
	10.0	vs Maine	Mar 04, 2008
	10.0	at Webber International	Mar 12, 2007
	10.0	Pittsburgh	May 09, 2008

Most hits allowed

1.	27	Rutgers	Apr 11, 2010
2.	22	vs Michigan	May 13, 2008
3.	21	at West Virginia-1	May 08, 2010
4.	20	West Virginia	Apr 22, 2007
	20	vs Arizona	Mar 09, 2008
	20	Seton Hall	Mar 22, 2009
7.	19	vs Rutgers	May 22, 2007
8.	18	vs Texas-Pan American	Mar 16, 2008
9.	17	Rutgers	Apr 11, 2010
	17	vs Illinois	Feb 26, 2010
	17	at Pittsburgh	Mar 29, 2009

Most runs allowed

1.	25	Rutgers	Apr 10, 2010
2.	22	at West Virginia-1	May 08, 2010
3.	19	West Virginia	Apr 17, 2009
4.	16	West Virginia	Apr 22, 2007
	16	vs Arizona	Mar 09, 2008
6.	15	at Pittsburgh	Mar 28, 2009
	15	Seton Hall	May 06, 2007
	15	vs Michigan	May 13, 2008
9.	14	at Pittsburgh	Mar 29, 2009
10.	13	vs Iowa	Feb 23, 2008
	13	South Florida	Mar 24, 2007
	13	vs West Virginia	May 21, 2008
	13	vs Rutgers	May 22, 2007
	13	Michigan	Apr 21, 2010
	13	Michigan State	Mar 20, 2010

The Dave Schrage
Team Record Book

Most earned runs allowed

1.	25	Rutgers	Apr 10, 2010
2.	21	at West Virginia-1	May 08, 2010
3.	15	West Virginia	Apr 17, 2009
	15	Seton Hall	May 06, 2007
5.	13	West Virginia	Apr 22, 2007
	13	at Pittsburgh	Mar 28, 2009
	13	at Pittsburgh	Mar 29, 2009
	13	vs West Virginia	May 21, 2008
	13	vs Rutgers	May 22, 2007
10.	12	at Louisville	Apr 26, 2009
	12	vs Arizona	Mar 09, 2008
	12	vs Michigan	May 13, 2008

Most walks allowed

1.	9	Cincinnati-1	Apr 24, 2010
	9	vs Grambling	Mar 11, 2009
	9	vs Trinity (TX) Univ.	Mar 14, 2009
	9	at Texas-Pan American	Mar 10, 2010
5.	8	at Cincinnati	Apr 07, 2007
	8	vs Iowa	Feb 23, 2008
	8	Western Michigan	Mar 21, 2007
	8	South Florida	Mar 24, 2007
	8	Oakland	Mar 25, 2009
	8	Wisconsin-Milwaukee	Mar 26, 2008
	8	at South Florida	May 16, 2008
	8	Michigan State	Mar 20, 2010
	8	at West Virginia-1	May 08, 2010

Most strikeouts

1.	18	at South Florida	May 16, 2008
2.	14	vs Mount St. Mary's	Mar 01, 2008
3.	13	at Villanova	May 15, 2010
	13	vs Dayton	Mar 14, 2007
	13	Central Michigan	Mar 24, 2009
6.	12	Toledo	Apr 27, 2010
	12	UIC	Apr 28, 2009
	12	vs Iowa	Feb 23, 2008
9.	11	at Louisville	May 12, 2007
	11	at West Virginia	Apr 18, 2008
	11	vs Miss. Valley State	Feb 21, 2010
	11	vs Illinois	Feb 26, 2010
	11	vs Grambling	Mar 11, 2009
	11	Seton Hall	May 04, 2007
	11	Seton Hall	May 05, 2007
	11	vs Michigan	May 13, 2008

Most doubles allowed

1.	7	at Seton Hall	Apr 16, 2010
	7	West Virginia	Apr 17, 2009
	7	West Virginia	Apr 22, 2007
	7	vs Illinois State	May 12, 2009
5.	6	at Louisville	May 13, 2007
	6	Rutgers	Apr 10, 2010
	6	vs Harvard	Mar 06, 2010
8.	5	Georgetown	Apr 14, 2007
	5	vs Iowa	Feb 23, 2008
	5	at Pittsburgh	Mar 29, 2009

Most triples allowed

1.	2	vs Gonzaga	Feb 27, 2009
	2	vs Arizona	Mar 09, 2008
	2	Seton Hall	Mar 22, 2009
	2	Ball State	Mar 23, 2010
4.	1	(several times)	

Most home runs allowed

1.	7	Rutgers	Apr 10, 2010
2.	6	at West Virginia-1	May 08, 2010
3.	5	St. John's	Apr 25, 2008
4.	4	at Louisville	Apr 26, 2009
	4	vs Michigan	May 13, 2008
6.	3	at West Virginia	Apr 20, 2008
	3	at Louisville	Apr 25, 2009
	3	vs Boston College	Mar 02, 2008
	3	vs Maine	Mar 04, 2008
	3	at Pittsburgh	Mar 29, 2009
	3	Seton Hall	May 06, 2007
	3	vs Louisville	May 20, 2009

Most batters faced

1.	61	at South Florida	May 16, 2008
2.	60	Rutgers	Apr 10, 2010
3.	55	at West Virginia-1	May 08, 2010
4.	54	vs Arizona	Mar 09, 2008
5.	53	vs Iowa	Feb 23, 2008
	53	vs Michigan	May 13, 2008
7.	51	Rutgers	Apr 11, 2010
	51	West Virginia	Apr 17, 2009
	51	Seton Hall	Mar 22, 2009
	51	Seton Hall	May 06, 2007

Most wild pitches

1.	7	Wisconsin-Milwaukee	Mar 26, 2008
	7	Seton Hall	May 06, 2007
3.	4	UIC	Apr 28, 2009
4.	3	10 times	

Most balks

1.	2	at Coastal Carolina	Feb 25, 2007
	2	vs Texas A&M CC	Mar 07, 2008
	2	at South Florida	May 15, 2008
	2	vs Louisville	May 20, 2009
	2	at USF	Mar 23, 2010
6.	1	(several times)	

Most sac flies allowed

1.	3	vs Arizona	Mar 09, 2008
2.	2	11 times	

Most sac hits allowed

1.	3	Rutgers	Apr 04, 2008
	3	West Virginia	Apr 18, 2009
	3	at West Virginia	Apr 19, 2008
	3	vs Texas State	Feb 18, 2007
	3	vs Miss. Valley State	Feb 20, 2010
	3	vs Illinois State	Mar 12, 2009
	3	at Pittsburgh	Mar 30, 2007
	3	vs Pacific	Mar 12, 2010
	3	St. John's	May 02, 2010
10.	2	34 times	

Most strikeouts looking

1.	8	at South Florida	May 16, 2008
2.	7	vs Sacred Heart	Mar 10, 2007
3.	6	Georgetown	Apr 13, 2007
	6	vs Texas A&M CC	Mar 07, 2008
5.	5	Georgetown	Apr 15, 2007
	5	vs Iowa	Feb 23, 2008
	5	vs Illinois	Feb 26, 2010
	5	vs Dayton	Feb 28, 2009
	5	vs Dayton	Mar 14, 2007
	5	South Florida	Mar 23, 2007
	5	vs Michigan	May 13, 2008

Most intentional walks allowed

1.	1	(several times)	
----	---	-----------------	--

Most chances

1.	63	at South Florida	May 16, 2008
2.	53	Rutgers	Apr 11, 2010
3.	50	St. John's	May 01, 2010
4.	48	vs Louisville	May 23, 2009
5.	47	Chicago State	Apr 13, 2010
	47	vs Ohio State	Feb 27, 2010
	47	vs Penn State	Feb 28, 2010
8.	46	at Seton Hall	Apr 18, 2010
	46	Manchester College	Apr 09, 2008
	46	at Villanova	Apr 12, 2008
	46	Purdue	Apr 18, 2007
	46	vs Grambling	Mar 10, 2009
	46	at Webber International	Mar 12, 2007
	46	vs South Florida	May 20, 2008

Most putouts

1.	46	at South Florida	May 16, 2008
2.	33	at Villanova	May 15, 2010
	33	Rutgers	Apr 11, 2010
4.	32	at Cincinnati	Apr 09, 2009
5.	30	Purdue	Apr 18, 2007
	30	vs Purdue	Feb 22, 2009
	30	vs Iowa	Feb 23, 2008
	30	vs Penn State	Feb 28, 2010
	30	vs Maine	Mar 04, 2008
	30	at Webber International	Mar 12, 2007
	30	Pittsburgh	May 09, 2008
	30	at Seton Hall	Apr 16, 2010

Most assists

1.	22	St. John's	May 01, 2010
2.	20	vs Louisville	May 23, 2009
3.	19	at Seton Hall	Apr 18, 2010
	19	Rutgers	Apr 11, 2010
	19	Chicago State	Apr 13, 2010
6.	18	Manchester College	Apr 09, 2008
7.	17	at Cincinnati	Apr 11, 2009
	17	at Villanova	Apr 12, 2008
	17	vs Ohio State	Feb 27, 2010
	17	Connecticut	May 03, 2009
	17	at South Florida	May 16, 2008

Most errors

1.	6	vs Penn State	Feb 28, 2010
2.	5	Michigan State	Mar 20, 2010
3.	4	at Cincinnati	Apr 11, 2009
	4	vs UNC Wilmington	Feb 23, 2007
	4	vs Illinois	Feb 26, 2010
	4	vs Arizona	Mar 09, 2008
	4	vs Grambling	Mar 10, 2009
	4	at Florida Gulf Coast	Mar 16, 2007
	4	vs Michigan	May 13, 2008
	4	vs South Florida	May 20, 2008
	4	at Georgetown	Apr 03, 2010

Most double plays

1.	4	Chicago State	Apr 13, 2010
	4	at Georgetown	Mar 22, 2008
	4	Western Michigan	May 11, 2009
4.	3	Villanova	Apr 03, 2009
	3	Rutgers	Apr 05, 2008
	3	Valparaiso	Apr 08, 2008
	3	Manchester College	Apr 09, 2008
	3	at Seton Hall	Apr 18, 2010
	3	vs Albany	Feb 24, 2008
	3	Ball State	Mar 25, 2008

Most passed balls

1.	4	South Florida	Mar 24, 2007
2.	2	West Virginia	Apr 22, 2007
	2	vs Iowa	Mar 03, 2007
	2	Western Michigan	Mar 21, 2007
	2	Wisconsin-Milwaukee	Mar 26, 2008
	2	at Pittsburgh Panthers	Mar 30, 2007
7.	1	(several times)	

Most stolen bases against

1.	8	vs Michigan	May 13, 2008
2.	5	at Louisville	May 13, 2007
	5	at Pittsburgh	Mar 29, 2009
4.	4	at Cincinnati	Apr 09, 2009
	4	vs Prairie View A&M	Feb 17, 2007
	4	vs Texas State	Feb 17, 2007
	4	vs Texas State	Feb 18, 2007
	4	vs Harvard	Mar 11, 2007
	4	Franklin College	May 02, 2007
	4	at South Florida	May 16, 2008
	4	at South Florida	May 17, 2008

Most caught stealing by

1.	2	Oakland	Apr 03, 2007
	2	Georgetown	Apr 14, 2007
	2	at Michigan	Apr 20, 2010
	2	Michigan	Apr 22, 2009
	2	Cincinnati-1	Apr 24, 2010
	2	UIC	Apr 28, 2009
	2	vs Creighton	Mar 01, 2009
	2	at Texas-Pan American	Mar 09, 2010
	2	vs Grambling	Mar 10, 2009
	2	vs Illinois State	Mar 12, 2009
	2	vs Trinity (TX) Univ.	Mar 14, 2009
	2	Central Michigan	Mar 24, 2009
	2	Illinois-Chicago	Mar 24, 2010
	2	Connecticut	May 01, 2009
	2	Connecticut	May 02, 2009
	2	Connecticut	May 18, 2007

**The Dave Schrage
Individual Record Book**

Most at bats

1.	7	LILLEY,B	at South Florida	May 16, 2008
	7	MILLS,D	at South Florida	May 16, 2008
	7	POLLOCK,AJ	at South Florida	May 16, 2008
4.	6	ASHDOWN,B	vs St. John's	May 19, 2009
	6	BARNES,J	at St. John's	May 15, 2009
	6	BARNES,J	at South Florida	May 16, 2008
	6	BREZOVSKY,R	at Villanova	Apr 13, 2008
	6	DeSICO,F	Rutgers	Apr 11, 2010
	6	DeSICO,F	St. John's	Apr 30, 2010
	6	GROSSO,M	vs Purdue	Feb 22, 2009
	6	LILLEY,B	at Villanova	Apr 12, 2008
	6	LILLEY,B	at Villanova	Apr 13, 2008
	6	MARTIN,C	Rutgers	Apr 11, 2010
	6	MARTIN,C	vs Miss. Valley State	Feb 21, 2010
	6	MILLS,D	Pittsburgh	May 09, 2008
	6	NORTON,A	vs Penn State	Feb 28, 2010
	6	POLLOCK,AJ	vs Purdue	Feb 22, 2009
	6	POLLOCK,AJ	vs Iowa	Feb 23, 2008
	6	POLLOCK,AJ	vs Maine	Mar 04, 2008
	6	POLLOCK,AJ	Western Michigan	Mar 21, 2007
	6	POLLOCK,AJ	vs Illinois State	May 12, 2009
	6	POLLOCK,AJ	vs St. John's	May 19, 2009
	6	SCIOSCIA,M	at Pittsburgh	Mar 29, 2009
	6	SHARPLEY,E	vs St. John's	May 19, 2009
	6	SHERRY,G	at Villanova	Apr 13, 2008
	6	SHERRY,G	at Georgetown	Mar 20, 2008
	6	TATE,G	vs Maine	Mar 04, 2008
	6	TATE,G	Central Michigan	Mar 24, 2009

Most runs scored

1.	5	LILLEY,B	Western Michigan	Mar 21, 2007
	5	POLLOCK,AJ	Wisconsin-Milwaukee	Mar 26, 2008
	5	SHERRY,G	at Georgetown	Mar 20, 2008
4.	4	ASHDOWN,B	vs Illinois State	May 12, 2009
	4	CONNOLLY,R	at Rutgers	Apr 28, 2007
	4	DOYLE,M	vs Iowa	Feb 23, 2008
	4	LILLEY,B	Rutgers	Apr 05, 2008
	4	LILLEY,B	at Villanova	Apr 13, 2008
	4	LILLEY,B	vs Duquesne	Mar 11, 2007
	4	POLLOCK,AJ	at Louisville	Apr 25, 2009
	4	ROBINSON,A	at Texas-Pan American	Mar 09, 2010

Most hits

1.	5	CONNOLLY,R	Cincinnati-2	Apr 24, 2010
	5	POLLOCK,AJ	Western Michigan	Mar 21, 2007
3.	4	BARNES,J	at Cincinnati	Apr 07, 2007
	4	BARNES,J	Seton Hall	Mar 20, 2009
	4	BARNES,J	at St. John's	May 15, 2009
	4	BOOCKFORD,B	at IPFW	Apr 23, 2008
	4	BREZOVSKY,R	Rutgers	Apr 06, 2008
	4	BREZOVSKY,R	vs New York Tech	Mar 15, 2007
	4	DeSICO,F	Oakland	Apr 06, 2010
	4	DeSICO,F	St. John's	Apr 30, 2010
	4	DeSICO,F	at West Virginia-2	May 08, 2010
	4	LILLEY,B	vs Nebraska	Mar 04, 2007
	4	LILLEY,B	Western Michigan	Mar 21, 2007
	4	MARTIN,C	at Miss. Valley State	Feb 19, 2010
	4	MARTIN,C	vs Penn State	Feb 28, 2010
	4	MARTIN,C	vs Texas-Pan American	Mar 15, 2009
	4	MILLS,D	at USF	Mar 27, 2010
	4	POLLOCK,AJ	vs Maine	Mar 04, 2008
	4	POLLOCK,AJ	Central Michigan	Mar 24, 2009
	4	POLLOCK,AJ	Wisconsin-Milwaukee	Mar 26, 2008
	4	POLLOCK,AJ	Cincinnati	Mar 30, 2008
	4	POLLOCK,AJ	vs St. John's	May 19, 2009
	4	POLLOCK,AJ	vs Louisville	May 23, 2009
	4	SHERRY,G	at Georgetown	Mar 20, 2008
	4	TATE,G	Connecticut	May 03, 2009

Most runs batted in

1.	6	POLLOCK,AJ	West Virginia	Apr 21, 2007
	6	SHARPLEY,E	at Georgetown	Mar 20, 2008
3.	5	BARNES,J	vs Illinois	Feb 21, 2009
	5	BARNES,J	at Connecticut	May 03, 2008
	5	CASEY,D	at Louisville	Apr 26, 2009
	5	CONNOLLY,R	at St. John's	May 14, 2009
	5	LILLEY,B	vs Iowa	Feb 23, 2008
	5	MARTIN,C	at Georgetown	Mar 21, 2008
	5	WEGLARZ,M	West Virginia	Apr 21, 2007
	5	WEGLARZ,M	at Rutgers	Apr 28, 2007

Most doubles

1.	3	BREZOVSKY,R	Rutgers	Apr 06, 2008
	3	WEGLARZ,M	vs TCU	Feb 24, 2007
3.	2	BARNES,J	at Cincinnati	Apr 11, 2009
	2	BARNES,J	vs Boston College	Mar 02, 2008
	2	BARNES,J	at St. John's	May 15, 2009
	2	BOOCKFORD,B	Miss. Valley State	Apr 30, 2008
	2	BREZOVSKY,R	vs Dayton	Mar 14, 2007
	2	CASEY,D	at Cincinnati	Apr 09, 2009
	2	CONNOLLY,R	vs Valparaiso	Apr 28, 2010
	2	CONNOLLY,R	vs St. John's	May 22, 2009
	2	DOYLE,M	at Georgetown	Mar 20, 2008
	2	DOYLE,M	vs Harvard	Mar 06, 2010
	2	DOYLE,M	St. John's	May 02, 2010
	2	DURY,M	West Virginia	Apr 22, 2007
	2	GASTON,S	at Georgetown	Mar 20, 2008
	2	NORTON,A	at Georgetown	Apr 03, 2010
	2	POLLOCK,AJ	at West Virginia	Apr 20, 2008
	2	POLLOCK,AJ	at Louisville	Apr 26, 2009
	2	POLLOCK,AJ	Connecticut	May 19, 2007
	2	POLLOCK,AJ	vs St. John's	May 19, 2009
	2	SHERRY,G	at Pittsburgh	Mar 29, 2009
	2	TATE,G	vs Mount St. Mary's	Mar 01, 2008

Most triples

1.	2	MILLS,D	Oakland	Apr 06, 2010
	2	POLLOCK,AJ	vs Louisville	May 23, 2009
3.	1	(several times)		

Most home runs

1.	2	ASHDOWN,B	St. John's	Apr 30, 2010
	2	BARNES,J	at Connecticut	May 03, 2008
	2	CONNOLLY,R	at St. John's	May 14, 2009
	2	DURY,M	vs Dayton	Mar 14, 2007
	2	MARTIN,C	at Georgetown	Mar 21, 2008
	2	POLLOCK,AJ	at St. John's	May 16, 2009
	2	SHARPLEY,E	at Georgetown	Mar 22, 2008
8.	1	(several times)		

Most total bases

1.	10	BARNES,J	at Connecticut	May 03, 2008
2.	9	BARNES,J	at St. John's	May 15, 2009
	9	POLLOCK,AJ	vs Louisville	May 23, 2009
	9	SHARPLEY,E	at Georgetown	Mar 22, 2008
5.	8	ASHDOWN,B	St. John's	Apr 30, 2010
	8	CONNOLLY,R	vs Valparaiso	Apr 28, 2010
	8	CONNOLLY,R	at St. John's	May 14, 2009
	8	DURY,M	vs Dayton	Mar 14, 2007
	8	INTEKOFFER,R	at Pittsburgh	Mar 29, 2009
	8	MARTIN,C	at Georgetown	Mar 21, 2008
	8	POLLOCK,AJ	Western Michigan	Mar 21, 2007
	8	POLLOCK,AJ	at St. John's	May 16, 2009

Most walks

1.	4	MILLS,D	at Villanova	May 14, 2010
	4	BREZOVSKY,R	St. John's	Apr 27, 2008
3.	3	BARNES,J	vs Grambling	Mar 10, 2009
	3	BARNES,J	vs Grambling	Mar 11, 2009
	3	BARNES,J	vs St. John's	May 22, 2009
	3	CONNOLLY,R	Georgetown	Apr 15, 2007
	3	LILLEY,B	at Rutgers	Apr 28, 2007
	3	MARKSON,C	Ball State	Mar 23, 2010
	3	MILLS,D	vs Washington State	Mar 08, 2009
	3	MILLS,D	vs Trinity (TX) Univ.	Mar 14, 2009
	3	MILLS,D	vs Bradley	Mar 11, 2010
	3	MILLS,D	at West Virginia-1	May 08, 2010
	3	POLLOCK,AJ	West Virginia	Apr 21, 2007
	3	POLLOCK,AJ	Ball State	Apr 24, 2007
	3	SHERRY,G	vs Texas-Pan American	Mar 15, 2009

Most times hit by pitch

1.	3	LILLEY,B	at West Virginia	Apr 18, 2008
	3	LILLEY,B	Ball State	Apr 24, 2007
	3	LILLEY,B	Cincinnati	Mar 29, 2008
4.	2	CHASE,T	Oakland	Mar 25, 2009
	2	CONNOLLY,R	USF	May 09, 2009
	2	CONNOLLY,R	Western Michigan	May 11, 2009
	2	LILLEY,B	at West Virginia	Apr 20, 2008
	2	LILLEY,B	West Virginia	Apr 21, 2007
	2	LILLEY,B	West Virginia	Apr 22, 2007
	2	LILLEY,B	vs Prairie View A&M	Feb 17, 2007
	2	LILLEY,B	vs Iowa	Feb 23, 2008
	2	LILLEY,B	vs Duquesne	Mar 11, 2007
	2	LILLEY,B	at Pittsburgh Panthers	Mar 31, 2007
	2	LILLEY,B	at South Florida	May 17, 2008
	2	MARTIN,C	vs Mount St. Mary's	Mar 01, 2008
	2	POLLOCK,AJ	Villanova	Apr 04, 2009
	2	POLLOCK,AJ	at Connecticut	May 02, 2008

Most times struck out

1.	4	CONNOLLY,R	at West Virginia-1	May 08, 2010
	4	DURY,M	at Pittsburgh Panthers	Mar 30, 2007
	4	SHARPLEY,E	vs South Alabama	Mar 08, 2008
4.	3	ASHDOWN,B	at Cincinnati	Apr 11, 2009
	3	BARNES,J	at Rutgers	Apr 28, 2007
	3	BARNES,J	vs Arizona	Mar 09, 2008
	3	BARNES,J	Connecticut	May 03, 2009
	3	BARNES,J	at St. John's	May 16, 2009
	3	CONNOLLY,R	at Georgetown	Apr 01, 2010
	3	CONNOLLY,R	West Virginia	Apr 22, 2007
	3	CONNOLLY,R	at Rutgers	Apr 29, 2007
	3	CONNOLLY,R	Seton Hall	May 05, 2007
	3	CONNOLLY,R	at Seton Hall	Apr 18, 2010
	3	CONNOLLY,R	vs St. John's	May 22, 2009
	3	DOYLE,M	Cincinnati-1	Apr 24, 2010
	3	DOYLE,M	at Michigan	Apr 20, 2010
	3	DOYLE,M	at USF	Mar 26, 2010
	3	DOYLE,M	Seton Hall	Mar 21, 2009
	3	DOYLE,M	at South Florida	May 16, 2008
	3	DURY,M	vs Texas State	Feb 17, 2007
	3	DURY,M	South Florida	Mar 24, 2007
	3	DURY,M	Connecticut	May 19, 2007
	3	INTEKOFFER,R	Cleveland State	Mar 20, 2007
	3	MARTIN,C	at Louisville	Apr 24, 2009
	3	MCCONNELL,C	at Miss. Valley State	Feb 19, 2010
	3	MCCONNELL,C	vs Dayton	Feb 28, 2009
	3	MILLS,D	at Louisville	Apr 24, 2009
	3	POLLOCK,AJ	at Villanova	Apr 11, 2008
	3	POLLOCK,AJ	South Florida	Mar 24, 2007
	3	SCIOSCIA,M	at Pittsburgh	Mar 29, 2009
	3	SHARPLEY,E	Rutgers	Apr 06, 2008
	3	SHARPLEY,E	at Villanova	Apr 12, 2008
	3	SHARPLEY,E	vs Ohio State	Feb 20, 2009

The Dave Schrage
Individual Record Book

3	SHARPLEY,E	at Coastal Carolina	Feb 25, 2007
3	SHERRY,G	vs. Valparaiso	Apr 28, 2010
3	TATE,G	Wisconsin-Milwaukee	Mar 26, 2008
3	WEGLARZ,M	vs Texas State	Feb 17, 2007

Most times grounded into DP

1.	3	BOOCKFORD,B	Valparaiso	Apr 08, 2008
2.	2	MCCONNELL,C	at Cincinnati	Apr 11, 2009
	2	POLLOCK,AJ	at Rutgers	Apr 28, 2007
	2	ROBINSON,A	at Texas-Pan American	Mar 10, 2010
5.	1	(several times)		

Most sacrifice flies

1.	2	BOOCKFORD,B	Toledo	Apr 15, 2008
	2	DOYLE,M	at St. John's	May 15, 2009
	2	HUDSON, J	vs Miss. Valley State	Feb 21, 2010
	2	MARTIN,C	Manchester College	Apr 09, 2008
	2	MILLS,D	Oakland	Apr 06, 2010
6.	1	(several times)		

Most sacrifice hits

1.	2	ASHDOWN,B	vs Nebraska	Mar 04, 2007
	2	BOOCKFORD,B	vs Mount St. Mary's	Mar 01, 2008
	2	BOOCKFORD,B	at Georgetown	Mar 21, 2008
	2	BOOCKFORD,B	Pittsburgh	May 09, 2008
	2	DRESSMAN,D	Oakland	Apr 03, 2007
	2	MILLS,D	Villanova	Apr 04, 2009
	2	MILLS,D	Rutgers	Apr 05, 2008
	2	MILLS,D	at West Virginia	Apr 20, 2008
	2	MILLS,D	Cincinnati	Mar 29, 2008
	2	SHERRY,G	at West Virginia	Apr 18, 2008

Most stolen bases

1.	3	POLLOCK,AJ	Rutgers	Apr 06, 2008
	3	POLLOCK,AJ	vs St. Bonaventure	Mar 02, 2008
	3	POLLOCK,AJ	at South Florida	May 15, 2008
4.	2	CONNOLLY,R	vs Penn State	Feb 28, 2010
	2	CONNOLLY,R	Bowling Green	Apr 29, 2009
	2	DRESSMAN,D	at Cincinnati	Apr 06, 2007
	2	DRESSMAN,D	Connecticut	May 19, 2007
	2	LILLEY,B	Chicago State	Apr 22, 2008
	2	MILLS,D	at Miss. Valley State	Feb 19, 2010
	2	MILLS,D	vs Miss. Valley State	Feb 20, 2010
	2	MILLS,D	Rutgers	Apr 06, 2008
	2	POLLOCK,AJ	Villanova	Apr 04, 2009
	2	POLLOCK,AJ	at IPFW	Apr 23, 2008
	2	POLLOCK,AJ	vs Dayton	Feb 28, 2009
	2	POLLOCK,AJ	vs Dayton	Mar 14, 2007
	2	POLLOCK,AJ	vs Texas-Pan American	Mar 16, 2008
	2	POLLOCK,AJ	Valparaiso	Mar 18, 2009
	2	POLLOCK,AJ	Central Michigan	Mar 24, 2009
	2	POLLOCK,AJ	Western Michigan	May 11, 2009
	2	POLLOCK,AJ	vs St. John's	May 22, 2009
	2	TATE,G	Villanova	Apr 04, 2009
	2	TATE,G	Valparaiso	Mar 18, 2009
	2	TATE,G	vs Louisville	May 23, 2009

Most times caught stealing

1.	1	(several times)		
----	---	-----------------	--	--

Most steal attempts

1.	3	POLLOCK,AJ	Rutgers	Apr 06, 2008
	3	POLLOCK,AJ	vs St. Bonaventure	Mar 02, 2008
	3	POLLOCK,AJ	at South Florida	May 15, 2008
4.	2	BARNES,J	vs Washington State	Mar 08, 2009
	2	CONNOLLY, R	vs Penn State	Feb 28, 2010
	2	CONNOLLY,R	Bowling Green	Apr 29, 2009
	2	DRESSMAN,D	at Cincinnati	Apr 06, 2007
	2	DRESSMAN,D	Connecticut	May 19, 2007

2	LILLEY,B	Chicago State	Apr 22, 2008
2	MILLS,D	at Miss. Valley State	Feb 19, 2010
2	MILLS,D	vs Miss. Valley State	Feb 20, 2010
2	MILLS,D	Rutgers	Apr 06, 2008
2	MILLS,D	vs Grambling	Mar 10, 2009
2	MILLS,D	Ball State	Mar 17, 2009
2	POLLOCK,AJ	Villanova	Apr 04, 2009
2	POLLOCK,AJ	at IPFW	Apr 23, 2008
2	POLLOCK,AJ	vs Dayton	Feb 28, 2009
2	POLLOCK,AJ	vs Dayton	Mar 14, 2007
2	POLLOCK,AJ	vs Texas-Pan American	Mar 16, 2008
2	POLLOCK,AJ	Valparaiso	Mar 18, 2009
2	POLLOCK,AJ	Seton Hall	Mar 20, 2009
2	POLLOCK,AJ	Central Michigan	Mar 24, 2009
2	POLLOCK,AJ	Seton Hall	May 05, 2007
2	POLLOCK,AJ	Western Michigan	May 11, 2009
2	POLLOCK,AJ	vs St. John's	May 22, 2009
2	TATE,G	Villanova	Apr 04, 2009
2	TATE,G	Valparaiso	Mar 18, 2009
2	TATE,G	vs Louisville	May 23, 2009

Most intentional walks

1.	1	(several times)		
----	---	-----------------	--	--

Most times struck out looking

1.	3	CONNOLLY,R	at Georgetown	Apr 01, 2010
2.	2	ASHDOWN,B	at Seton Hall	Apr 18, 2010
	2	ASHDOWN,B	vs Penn State	Feb 28, 2010
	2	ASHDOWN,B	Central Michigan	Mar 27, 2007
	2	ASHDOWN,B	vs Rutgers	May 22, 2007
	2	BOOCKFORD,B	at Seton Hall	Apr 16, 2010
	2	BREZOVSKY,R	at Connecticut	May 04, 2008
	2	CASEY,D	vs Texas A&M CC	Mar 07, 2008
	2	CONNOLLY,R	at Rutgers	Apr 29, 2007
	2	CONNOLLY,R	vs Louisville	May 20, 2009
	2	CONNOLLY,R	vs St. John's	May 22, 2009
	2	DOYLE,M	Cincinnati	Apr 24, 2010
	2	DOYLE,M	at Miss. Valley State	Feb 19, 2010
	2	DOYLE,M	vs Maine	Mar 04, 2008
	2	DOYLE,M	Western Michigan	May 11, 2009
	2	DOYLE,M	at South Florida	May 16, 2008
	2	DURY,M	at Pittsburgh Panthers	Mar 30, 2007
	2	GASTON,S	at South Florida	May 15, 2008
	2	GASTON,S	vs South Florida	May 20, 2008
	2	GROSSO,M	vs Purdue	Feb 22, 2009
	2	GROSSO,M	at Pittsburgh	Mar 28, 2009
	2	GROSSO,M	at Texas-Pan American	Mar 10, 2010
	2	HUDSON,J	Illinois-Chicago	Mar 24, 2010
	2	INTLEKOFER,R	at USF	Mar 26, 2010
	2	MCCONNELL,C	Cincinnati-2	Apr 24, 2010
	2	MILLS,D	vs Ohio State	Feb 27, 2010
	2	SCIOSCIA,M	at USF	Mar 26, 2010
	2	SHARPLEY,E	Toledo	Apr 01, 2009
	2	SHARPLEY,E	at Villanova	Apr 12, 2008
	2	SHARPLEY,E	vs Ohio State	Feb 20, 2009
	2	SHERRY,G	vs Valparaiso	Apr 28, 2010
	2	SHERRY,G	vs South Alabama	Mar 08, 2008
	2	SHERRY,G	vs Pacific	Mar 14, 2010
	2	SMITH,R	at Louisville	May 12, 2007
	2	SMITH,R	at Louisville	May 13, 2007

Most innings pitched

1.	9.2	JOHNSON,C	at Cincinnati	Apr 09, 2009
2.	9.0	DUPRA,B	Villanova	Apr 04, 2009
	9.0	DUPRA,B	West Virginia	Apr 18, 2009
	9.0	ELAM,S	Purdue	Apr 18, 2007
	9.0	JOHNSON,C	Villanova	Apr 03, 2009
	9.0	JOHNSON,C	at Pittsburgh	Mar 27, 2009
	9.0	MAUSTE	West Virginia	Apr 18, 2009

9.0	PHELPS,D	West Virginia	Apr 20, 2007
9.0	PHELPS,D	South Florida	Mar 23, 2007
9.0	PHELPS,D	Seton Hall	May 04, 2007
9.0	PHELPS,D	vs Villanova	May 23, 2007

Most hits allowed

1.	14	MAUSTE	at Pittsburgh	Mar 29, 2009
	14	MAUSTE	USF	May 10, 2009
3.	12	DUPRA,B	at Louisville	Apr 25, 2009
	12	MAUSTE	Rutgers	Apr 11, 2010
	12	PHELPS,D	St. John's	Apr 25, 2008
	12	PHELPS,D	Connecticut	May 18, 2007
7.	11	DUPRA,B	West Virginia	Apr 18, 2009
	11	DUPRA,B	USF	May 09, 2009
	11	DUPRA,B	vs St. John's	May 22, 2009
	11	MAUSTE	vs South Florida	May 20, 2008
	11	PHELPS,D	at Connecticut	May 02, 2008
	11	RICHTER,R	Rutgers	Apr 10, 2010
	11	DUPRA,B	at Villanova	May 14, 2010

Most runs allowed

1.	12	MAUSTE	at Pittsburgh	Mar 29, 2009
	12	PHELPS,D	vs West Virginia	May 21, 2008
3.	11	JOHNSON,C	West Virginia	Apr 17, 2009
4.	11	RICHTER,R	Rutgers	Apr 10, 2010
5.	9	DUPRA,B	at Villanova	May 14, 2010
	9	DUPRA,B	vs Arizona	Mar 09, 2008
	9	DUPRA,B	vs St. John's	May 22, 2009
	9	SABATINO,S	Michigan State	Mar 20, 2010
	9	DUPRA,B	at Georgetown	Apr 01, 2010
10.	8	DUPRA,B	vs Ohio State	Feb 27, 2010
	8	DUPRA,B	vs Albany	Feb 24, 2008
	8	JOHNSON,C	vs Harvard	Mar 06, 2010
	8	MAUSTE	vs South Florida	May 20, 2008
	8	SABATINO,S	Rutgers	Apr 10, 2010

Most earned runs allowed

1.	12	PHELPS,D	vs West Virginia	May 21, 2008
2.	11	JOHNSON,C	West Virginia	Apr 17, 2009
	11	MAUSTE	at Pittsburgh	Mar 29, 2009
4.	10	RICHTER,R	Rutgers	Apr 10, 2010
5.	9	DUPRA,B	vs St. John's	May 22, 2009
	9	DUPRA,B	at Villanova	May 14, 2010
7.	8	JOHNSON,C	vs Harvard	Mar 06, 2010
	8	SABATINO,S	Rutgers	Apr 10, 2010
9.	7	DUPRA,B	vs Albany	Feb 24, 2008
	7	DUPRA,B	at Rice	Mar 07, 2009
	7	DUPRA,B	at West Virginia-1	May 08, 2010
	7	MAUSTE	vs Michigan	May 13, 2008
	7	MAUSTE	vs South Florida	May 20, 2008
	7	WEILAND,K	vs Rutgers	May 22, 2007

Most walks allowed

1.	7	SABATINO,S	Cincinnati-1	Apr 24, 2010
2.	6	ELAM,S	Purdue	Apr 18, 2007
	6	JOHNSON,C	at St. John's	May 14, 2009
4.	5	ELAM,S	vs Grambling	Mar 11, 2009
	5	JOHNSON,C	vs Illinois State	Mar 12, 2009
	5	KORPI,W	vs UNC Wilmington	Feb 23, 2007
	5	KORPI,W	vs Iowa	Feb 23, 2008
	5	KORPI,W	vs Southern Illinois	Mar 15, 2008
	5	KORPI,W	at South Florida	May 16, 2008
	5	SABATINO,S	Oakland	Mar 25, 2009
	5	SHARPLEY,R	Ball State	Mar 23, 2010

Most strikeouts

1.	11	PHELPS,D	at Louisville	May 12, 2007
	11	PHELPS,D	Seton Hall	May 04, 2007
	11	SABATINO,S	at Villanova	May 15, 2010

The Dave Schrage Individual Record Book

4.	10	KORPI,W	at South Florida	May 16, 2008
	10	PHELPS,D	at West Virginia	Apr 18, 2008
	10	PHELPS,D	vs Mount St. Mary's	Mar 01, 2008
	10	PHELPS,D	South Florida	Mar 23, 2007
8.	9	ELAM,S	Purdue	Apr 18, 2007
	9	ELAM,S	Michigan	Apr 22, 2009
	9	PHELPS,D	vs Villanova	May 23, 2007
	9	SABATINO,S	vs Grambling	Mar 11, 2009

Most doubles allowed

1.	5	DUPRA,B	at Seton Hall	Apr 16, 2010
	5	MAUST,E	at Pittsburgh	Mar 29, 2009
	5	WEILAND,K	at Louisville	May 13, 2007
4.	4	DUPRA,B	at St. John's	May 15, 2009
	4	DUPRA,B	vs St. John's	May 22, 2009
	4	JOHNSON,C	West Virginia	Apr 17, 2009
	4	JOHNSON,C	vs Harvard	Mar 06, 2010
	4	KORPI,W	Pittsburgh	May 10, 2008
	4	RICHER,R	Rutgers	Apr 10, 2010
	4	SABATINO,S	vs Bradley	Mar 11, 2010
	4	SABATINO,S	at USF	Mar 27, 2010

Most triples allowed

1.	2	RICHTER,R	Ball State	Mar 23, 2010
2.	1	(several times)		

Most home runs allowed

1.	4	PHELPS,D	St. John's	Apr 25, 2008
2.	3	DUPRA,B	at Louisville	Apr 25, 2009
	3	MAUST,E	at West Virginia	Apr 20, 2008
	3	RICHER,R	Rutgers	Apr 10, 2010
5.	2	DUPRA,B	at Georgetown	Apr 01, 2010
	2	DUPRA,B	St. John's	Apr 30, 2010
	2	DUPRA,B	vs Albany	Feb 24, 2008
	2	DUPRA,B	at Pittsburgh	Mar 29, 2009
	2	DUPRA,B	Connecticut	May 02, 2009
	2	DUPRA,B	at West Virginia-1	May 08, 2010
	2	JOHNSON,C	West Virginia	Apr 17, 2009
	2	JOHNSON,C	vs Maine	Mar 04, 2008
	2	JOHNSON,C	at South Florida	May 17, 2008
	2	JOHNSON,C	vs Louisville	May 23, 2009
	2	KORPI,W	vs Boston College	Mar 02, 2008
	2	KORPI,W	vs South Alabama	Mar 08, 2008
	2	KORPI,W	Seton Hall	May 06, 2007
	2	MAUST,E	at Louisville	Apr 26, 2009
	2	MAUST,E	vs Michigan	May 13, 2008
	2	MAUST,E	vs Louisville	May 23, 2009
	2	MAUST,E	at West Virginia	May 09, 2010
	2	MILLER,T	Toledo	Apr 01, 2009
	2	MILLS,D	at Louisville	Apr 26, 2009
	2	NORTON,A	at West Virginia-1	May 08, 2010
	2	PHELPS,D	at Rutgers	Apr 28, 2007
	2	PHELPS,D	vs West Virginia	May 21, 2008
	2	RICHTER,R	vs Louisville	May 20, 2009
	2	SABATINO,S	Rutgers	Apr 10, 2010
	2	SABATINO,S	St. John's	May 01, 2010
	2	SABATINO,S	at West Virginia-2	May 08, 2010
	2	SPANO,J	vs Trinity (TX) Univ.	Mar 14, 2009

Most batters faced

1.	39	DUPRA,B	West Virginia	Apr 18, 2009
	39	JOHNSON,C	at Cincinnati	Apr 09, 2009
	39	JOHNSON,C	at Pittsburgh	Mar 27, 2009
4.	37	MAUST,E	at Connecticut	May 04, 2008
	37	PHELPS,D	Connecticut	May 18, 2007
6.	36	MAUST,E	Villanova	Apr 04, 2009
	36	PHELPS,D	West Virginia	Apr 20, 2007
	36	PHELPS,D	Cincinnati	Mar 29, 2008
	36	PHELPS,D	vs Villanova	May 23, 2007
10.	35	MAUST,E	Rutgers	Apr 11, 2010

35	MAUST,E	Connecticut	May 03, 2009
35	MAUST,E	USF	May 10, 2009
35	PHELPS,D	at South Florida	May 15, 2008

Most wild pitches

1.	4	ELAM,S	Wisconsin-Milwaukee	Mar 26, 2008
2.	3	DANIELI,E	vs Purdue	Feb 22, 2009
	3	DUPRA,B	Western Michigan	May 12, 2008
	3	WEILAND,K	at Rutgers	Apr 28, 2007
5.	2	DANIELI,E	Miss. Valley State	Apr 30, 2008
	2	DANIELI,E	Wisconsin-Milwaukee	Mar 26, 2008
	2	DUPRA,B	West Virginia	Apr 18, 2009
	2	DUPRA,B	at St. John's	May 15, 2009
	2	ELAM,S	Toledo	Apr 01, 2009
	2	ELAM,S	UIC	Apr 28, 2009
	2	ELAM,S	Seton Hall	May 06, 2007
	2	GRAFFY,B	Seton Hall	May 06, 2007
	2	KAPALA,D	West Virginia	Apr 22, 2007
	2	LANGFORD,T	IPFW	Apr 10, 2007
	2	MAUST,E	at Pittsburgh	Mar 29, 2009
	2	PHELPS,D	Rutgers	Apr 04, 2008
	2	SCHEID,A	UIC	Apr 28, 2009
	2	SHARPLEY,R	vs Northern Illinois	Apr 16, 2008
	2	SPANO,J	vs Gonzaga	Mar 13, 2010
	2	STEWART,J	Toledo	Apr 17, 2007
	2	STEWART,J	vs UNC Wilmington	Feb 23, 2007
	2	MAUST,E	at Georgetown	Apr 03, 2010

Most balks

1.	2	GRAFFY,B	at Coastal Carolina	Feb 25, 2007
	2	MAUST,E	at USF	Mar 27, 2010
	2	PHELPS,D	vs Texas A&M CC	Mar 07, 2008
	2	PHELPS,D	at South Florida	May 15, 2008
5.	1	(several times)		

Most sac flies allowed

1.	2	DUPRA,B	at St. John's	May 15, 2009
	2	KORPI,W	at Pittsburgh Panthers	Mar 31, 2007
	2	MILLS,D	vs Arizona	Mar 09, 2008
	2	SABATINO,S	Oakland	Mar 25, 2009
5.	1	(several times)		

Most sac hits allowed

1.	3	DUPRA,B	West Virginia	Apr 18, 2009
	3	PHELPS,D	at Pittsburgh Panthers	Mar 30, 2007
3.	2	DUPRA,B	vs Miss. Valley State	Feb 20, 2010
	2	DUPRA,B	vs Ohio State	Feb 27, 2010
	2	DUPRA,B	vs St. Bonaventure	Mar 02, 2008
	2	DUPRA,B	vs Texas-Pan American	Mar 15, 2009
	2	JOHNSON,C	West Virginia	Apr 17, 2009
	2	JOHNSON,C	at West Virginia	Apr 19, 2008
	2	JOHNSON,C	vs Illinois State	Mar 12, 2009
	2	JOHNSON,C	at Pittsburgh	Mar 27, 2009
	2	JOHNSON,C	vs Pacific	Mar 12, 2010
	2	KORPI,W	Georgetown	Apr 14, 2007
	2	KORPI,W	vs Prairie View A&M	Feb 17, 2007
	2	KORPI,W	Illinois-Chicago	May 01, 2007
	2	MILLER,T	vs Oral Roberts	Mar 06, 2009
	2	PHELPS,D	Rutgers	Apr 04, 2008
	2	PHELPS,D	Cincinnati	Mar 29, 2008
	2	PHELPS,D	Connecticut	May 18, 2007
	2	PHELPS,D	vs West Virginia	May 21, 2008
	2	SHARPLEY,R	at IPFW	Apr 23, 2008
	2	SHARPLEY,R	at South Florida	May 17, 2008
	2	STEWART,J	at Florida Gulf Coast	Mar 16, 2007

Most strikeouts looking

1.	6	PHELPS,D	vs Texas A&M CC	Mar 07, 2008
	6	PHELPS,D	vs Sacred Heart	Mar 10, 2007
3.	5	PHELPS,D	Georgetown	Apr 13, 2007

5.	4	DANIELI,E	vs Michigan	May 13, 2008
	4	DUPRA,B	vs Dayton	Feb 28, 2009
	4	PHELPS,D	Seton Hall	May 04, 2007
8.	3	DUPRA,B	Cincinnati	Apr 23, 2010
	3	DUPRA,B	vs Texas-Pan American	Mar 15, 2009
	3	ELAM,S	Purdue	Apr 18, 2007
	3	ELAM,S	Michigan	Apr 22, 2009
	3	ELAM,S	vs Dayton	Mar 14, 2007
	3	ELAM,S	USF	May 09, 2009
	3	ISPAS,D	Ball State	Mar 17, 2009
	3	KAPALA,D	South Florida	Mar 25, 2007
	3	KORPI,W	Rutgers	Apr 05, 2008
	3	KORPI,W	Illinois-Chicago	May 01, 2007
	3	KORPI,W	Pittsburgh	May 10, 2008
	3	KORPI,W	at South Florida	May 16, 2008
	3	MAUST,E	Cincinnati-2	Apr 24, 2010
	3	MAUST,E	at Cincinnati	Apr 11, 2009
	3	MAZUR,S	at South Florida	May 16, 2008
	3	PHELPS,D	at Louisville	May 12, 2007
	3	PHELPS,D	West Virginia	Apr 20, 2007
	3	PHELPS,D	at Rutgers	Apr 28, 2007
	3	PHELPS,D	vs TCU	Feb 24, 2007
	3	PHELPS,D	vs New York Tech	Mar 15, 2007
	3	PHELPS,D	at South Florida	May 15, 2008
	3	PHELPS,D	vs Villanova	May 23, 2007
	3	SABATINO,S	Michigan State	Mar 20, 2010
	3	SABATINO,S	Valparaiso	Mar 18, 2009
	3	SHARPLEY,R	vs Albany	Feb 24, 2008
	3	WEILAND,K	Georgetown	Apr 15, 2007

Most intentional walks allowed

1.	1	(several times)		
----	---	-----------------	--	--

Most chances

1.	18	GASTON,S	at South Florida	May 16, 2008
2.	17	CONNOLLY,R	vs Louisville	May 23, 2009
	17	MARTIN,C	Manchester College	Apr 09, 2008
4.	16	MARTIN,C	vs Miss. Valley State	Feb 20, 2010
	16	MARTIN,C	at Cincinnati	Apr 11, 2009
6.	15	DURY,M	West Virginia	Apr 22, 2007
	15	GASTON,S	vs Mount St. Mary's	Mar 01, 2008
	15	MARTIN,C	Villanova	Apr 04, 2009
	15	MARTIN,C	St. John's	Apr 30, 2010
10.	14	CASEY,D	Oakland	Mar 25, 2009
	14	DURY,M	Toledo	Apr 17, 2007
	14	DURY,M	South Florida	Mar 25, 2007
	14	HARFORD,W	Michigan State	Mar 21, 2010
	14	MARTIN,C	Chicago State	Apr 13, 2010
	14	MARTIN,C	at Pittsburgh	Mar 29, 2009
	14	MCCONNELL,C	Central Michigan	Mar 24, 2009
	14	SHARPLEY,E	at Rice	Mar 07, 2009

Most putouts

1.	18	GASTON,S	at South Florida	May 16, 2008
2.	16	MARTIN,C	Manchester College	Apr 09, 2008
3.	15	DURY,M	West Virginia	Apr 22, 2007
	15	MARTIN,C	vs Miss. Valley State	Feb 20, 2010
5.	14	CASEY,D	Oakland	Mar 25, 2009
	14	CONNOLLY,R	vs Louisville	May 23, 2009
	14	DURY,M	Toledo	Apr 17, 2007
	14	DURY,M	South Florida	Mar 25, 2007
	14	GASTON,S	vs Mount St. Mary's	Mar 01, 2008
	14	MARTIN,C	Chicago State	Apr 13, 2010
	14	MARTIN,C	St. John's	Apr 30, 2010
	14	MARTIN,C	Villanova	Apr 04, 2009
	14	MARTIN,C	at Pittsburgh	Mar 29, 2009
	14	SHARPLEY,E	at Rice	Mar 07, 2009

The Dave Schrage
Individual Record Book

Most assists

1.	10	BARNES,J	vs Buffalo	Mar 14, 2008
	10	DOYLE,M	at Seton Hall	Apr 18, 2010
3.	9	BARNES,J	vs South Florida	May 20, 2008
	9	CHASE,T	Oakland	Mar 25, 2009
5.	8	BARNES,J	at Cincinnati	Apr 11, 2009
	8	BARNES,J	vs Harvard	Mar 11, 2007
	8	BARNES,J	at Connecticut	May 04, 2008
	8	DeSICO,F	Chicago State	Apr 13, 2010
	8	DOYLE,M	Chicago State	Apr 13, 2010
	8	DOYLE,M	St. John's	May 01, 2010

Most errors

1.	3	ISPAS,D	vs Grambling	Mar 10, 2009
2.	2	ASHDOWN,B	Cincinnati-2	Apr 24, 2010
	2	BARNES,J	Oakland	Apr 03, 2007
	2	BARNES,J	at Cincinnati	Apr 07, 2007
	2	BARNES,J	Seton Hall	Mar 21, 2009
	2	CONNOLLY,R	USF	May 09, 2009
	2	DOYLE,M	at Miss. Valley State	Feb 19, 2010
	2	DOYLE,M	vs Louisville	May 20, 2009
	2	DOYLE,M	vs Louisville	May 23, 2009
	2	DOYLE,M	Rutgers	Apr 09, 2010
	2	LILLEY,B	at West Virginia	Apr 18, 2008
	2	LILLEY,B	Miss. Valley State	Apr 29, 2008
	2	LILLEY,B	at Florida Gulf Coast	Mar 16, 2007
	2	LILLEY,B	Cleveland State	Mar 20, 2007
	2	LILLEY,B	Franklin College	May 02, 2007
	2	MARTIN,C	vs Washington State	Mar 08, 2009
	2	PHELPS,D	Georgetown	Apr 13, 2007
	2	POLLOCK,AJ	Georgetown	Apr 15, 2007
	2	POLLOCK,AJ	Toledo	Apr 17, 2007
	2	POLLOCK,AJ	vs UNC Wilmington	Feb 23, 2007
	2	POLLOCK,AJ	vs Arizona	Mar 09, 2008
	2	POLLOCK,AJ	vs Dayton	Mar 14, 2007
	2	RICHTER,R	at Georgetown	Apr 03, 2010
	2	SABATINO,S	Michigan State	Mar 20, 2010
	2	SHERRY,G	vs Penn State	Feb 28, 2010
	2	TATE,G	USF	May 10, 2009
	2	WILLIAMSON,J	at Pittsburgh Panthers	Mar 31, 2007

Most passed balls

1.	4	SMITH,R	South Florida	Mar 24, 2007
2.	2	SMITH,R	vs Iowa	Mar 03, 2007
	2	SORIANO,C	Western Michigan	Mar 21, 2007
	2	WEGLARZ,M	West Virginia	Apr 22, 2007
	2	WEGLARZ,M	at Pittsburgh Panthers	Mar 30, 2007
6.	1	(several times)		

Most stolen bases against

1.	8	GASTON,S	vs Michigan	May 13, 2008
2.	5	MAUST,E	at Pittsburgh	Mar 29, 2009
	5	MCCONNELL,C	at Pittsburgh	Mar 29, 2009
	5	WEGLARZ,M	at Louisville	May 13, 2007
5.	4	DANIEL,E	vs Michigan	May 13, 2008
	4	GASTON,S	at South Florida	May 16, 2008
	4	JOHNSON,C	at Cincinnati	Apr 09, 2009
	4	MCCONNELL,C	at Cincinnati	Apr 09, 2009
	4	MCCONNELL,C	at South Florida	May 17, 2008
	4	SMITH,R	vs Harvard	Mar 11, 2007
	4	SMITH,R	Franklin College	May 02, 2007
	4	WEGLARZ,M	vs Texas State	Feb 17, 2007

Most caught stealing by

1.	2	ELAM,S	UIC	Apr 28, 2009
	2	HUDSON,J	at Michigan	Apr 20, 2010
	2	HUDSON,J	Illinois-Chicago	Mar 24, 2010
	2	ISPAS,D	vs Grambling	Mar 10, 2009
	2	JOHNSON,C	Connecticut	May 01, 2009
	2	MAUST,E	Cincinnati-2	Apr 24, 2010
	2	MCCONNELL,C	Cincinnati-2	Apr 24, 2010
	2	MCCONNELL,C	Michigan	Apr 22, 2009
	2	MCCONNELL,C	vs Creighton	Mar 01, 2009
	2	MCCONNELL,C	vs Illinois State	Mar 12, 2009
	2	MCCONNELL,C	vs Trinity (TX) Univ.	Mar 14, 2009
	2	MCCONNELL,C	Connecticut	May 01, 2009
	2	MCCONNELL,C	Connecticut	May 02, 2009
	2	MCCONNELL,C	at Texas-Pan American	Mar 09, 2010
	2	PHELPS,D	Connecticut	May 18, 2007
	2	SMITH,R	Oakland	Apr 03, 2007
	2	SPIZZIRRI,J	Illinois-Chicago	Mar 24, 2010
	2	WEGLARZ,M	Connecticut	May 18, 2007

Updated Career
Record Book

Games Played

1. Steve Stanley (1999-2002)	256
2. Alec Porzel (1998-2001)	239
Paul O'Toole (1999-2002)	239
4. J.J. Brock (1994-98)	238
5. Craig Counsell (1989-92)	236
6. Mike Coss (1988-91)	235
7. Brett Lilley (2005-08)	231
8. Greg Lopez (2003-06)	230
9. Jeremy Barnes (2006-09)	228
Jeff Felker (1997-2000)	228
Casey Martin (2008-)	145

Games Started

1. Steve Stanley (1999-2002)	256
2. J.J. Brock (1994-98)	238
3. Alec Porzel (1998-2001)	234
4. Brett Lilley (2005-08)	231
5. Paul O'Toole (1999-2002)	229
6. Craig Counsell (1989-92)	223
7. Andrew Bushey (1999-2002)	222
8. Jeremy Barnes (2006-09)	221
9. Ross Brezovsky (2005-08)	220
Jeff Felker (1997-2000)	220
David Mills (2007-)	130

Consecutive Games Started

1. Steve Stanley (1999-2002)	256
2. Pat Pesavento (4/5/86 - 5/28/89)	204
3. Brant Ust (2/21/97 - 5/29/99)	179

At Bats

1. Steve Stanley (1999-2002)	1,003
2. Alec Porzel (1998-2001)	897
3. J.J. Brock (1994-98)	860
4. Jeremy Barnes (2006-09)	856
5. Steve Sollmann (2001-04)	840
6. Brett Lilley (2005-08)	816
7. Paul O'Toole (1999-2002)	809
8. Pat Pesavento (1986-89)	806
9. Craig Counsell (1989-92)	795
10. Jeff Felker (1997-2000)	792
David Mills (2007-)	497

Batting Average (min. 2.5 AB/gm)

1. Dan Peltier (1987-89)	.406 (257/633)
2. Eric Danapilis (1990-93)	.405 (295/729)
3. Steve Stanley (1999-2002)	.384 (385/1003)
4. Scott Sollmann (1994-96)	.372 (239/643)
5. Brant Ust (1997-99)	.368 (243/660)
6. Pat Pesavento (1986-89)	.367 (296/806)
7. Robbie Kent (1993-94)	.364 (118/324)
8. Randall Brooks (1994-97)	.364 (233/640)
9. A.J. Pollock (2007-09)	.363 (237/653)
10. Mike Amrhein (1994-97)	.361 (269/745)
11. Craig Cooper (2003-06)	.361 (265/734)
David Mills (2007-)	.322 (160/497)

Hits

1. Steve Stanley (1999-2002)	385
2. Steve Stanley (2001-04)	302
3. Pat Pesavento (1986-89)	296
4. Eric Danapilis (1990-93)	295
5. Alec Porzel (1998-2001)	279
6. Brett Lilley (2005-08)	274
7. J.J. Brock (1994-98)	272
8. Mike Amrhein (1994-97)	269
9. Craig Cooper (2003-06)	265
10. Jeremy Barnes (2006-09)	261
David Mills (2007-)	160

Slugging Percentage (min. 2 yrs, 200 AB)

1. Brant Ust (1997-99)	.676 (446/660)
2. Dan Peltier (1987-89)	.659 (417/633)
4. Jeff Wagner (1996-99)	.634 (440/694)
3. Eric Danapilis (1990-93)	.630 (459/729)
5. Shaun Fitzmaurice (1963-64)	.629 (156/248)
6. Ryan Topham (1993-95)	.627 (341/544)
7. Brian Stavisky (2000-02)	.624 (406/651)
8. Mike Amrhein (1994-97)	.600 (447/745)
9. Robbie Kent (1993-94)	.577 (187/324)
Ryan Connolly (2006-)	.538 (184/342)

On Base Percentage (min. 2 yrs, 200 AB)

1. Eric Danapilis (1990-93)	.503 (458/910)
2. Dan Peltier (1987-89)	.484 (362/748)
3. Brett Lilley (2005-08)	.479 (505/1055)
4. Ryan Topham (1993-95)	.470 (331/705)
5. Edwin Hartwell (1990-93)	.467 (231/495)
6. Craig Cooper (2003-06)	.461 (406/881)
7. Pat Pesavento (1986-89)	.460 (444/965)
8. Scott Sollmann (1994-96)	.455 (340/747)
9. James Sass (1988-89)	.454 (213/469)
10. Matt Haas (1991-94)	.453 (289/638)
Ryan Connolly (2006-)	.427 (178/417)

Runs Batted In

1. Eric Danapilis (1990-93)	221
2. Alec Porzel (1998-2001)	211
3. Dan Peltier (1987-89)	202
Mike Amrhein (1994-97)	202
5. Jeremy Barnes (2006-09)	197
6. Matt Edwards (2002-05)	195
7. Jeff Wagner (1996-99)	189
8. Joe Binkiewicz (1989-92)	176
9. J.J. Brock (1994-97)	174
10. Brant Ust (1997-99)	170
David Mills (2007-)	85

Home Runs

1. Jeff Wagner (1996-99)	49
2. Brant Ust (1997-99)	46
3. Frank Jacobs (1989-91)	37
Mike Amrhein (1994-97)	37
Alec Porzel (1998-2001)	37
6. Ryan Topham (1993-95)	34
Matt Edwards (2002-05)	34
8. Joe Binkiewicz (1989-92)	33
Brian Stavisky (2000-02)	33
10. Paul O'Toole (1999-2002)	31
Ryan Connolly (2006-)	15

Triples

1. Scott Sollmann (1994-96)	24
2. J.J. Brock (1994-98)	16
3. Jeremy Barnes (2006-09)	14
Shaun Fitzmaurice (1963-64)	14
George Restovich (1994-96)	14
Randall Brooks (1994-97)	14
Brian Stavisky (2000-02)	14
8. Paul Failla (1992-94)	13
Ryan Topham (1993-95)	13
10. Alec Porzel (1998-2001)	12
Steve Stanley (1999-2002)	12
Steve Sollmann (2001-04)	12
Matt Macri (2002-04)	12
David Mills (2007-)	11

Doubles

1. Alec Porzel (1998-2001)	77
2. Eric Danapilis (1990-93)	61
3. Dan Peltier (1987-89)	60
4. Jeff Felker (1997-2000)	59
5. Mike Amrhein (1994-97)	58
6. Andrew Bushey (1999-2002)	54
7. Craig Cooper (2003-06)	52
8. Brant Ust (1997-99)	51
Matt Edwards (2002-05)	51
10. Craig Counsell (1989-92)	50
Jeff Wagner (1996-99)	50
Ryan Connolly (2006-)	28

Runs Scored

1. Steve Stanley (1999-2002)	256
2. Pat Pesavento (1986-89)	246
3. Greg Layson (1991-94)	219
4. Brett Lilley (2005-08)	212
5. Steve Sollmann (2001-04)	211
6. Eric Danapilis (1990-93)	205
7. Craig Counsell (1989-92)	204
8. Mike Amrhein (1994-97)	195
9. Paul O'Toole (1999-2002)	191
Craig Cooper (2003-06)	191
David Mills (2007-)	88

Stolen Bases

1. Steve Stanley (1999-2002)	116
2. Scott Sollmann (1994-96)	101
3. Pat Pesavento (1986-89)	94
4. Steve Sollmann (2001-04)	84
5. Greg Layson (1991-94)	80
6. Dan Bautch (1990-92)	68
7. A.J. Pollock (2007-09)	60
8. Paul O'Toole (1999-2002)	54
9. Eric Danapilis (1990-93)	46
10. Craig Cooper (2003-06)	45
David Mills (2007-)	24

Stolen Base Percentage (min. 35 SB)

1. Pat Pesavento (1987-90)	.895 (94-119)
2. A.J. Pollock (2007-09)	.870 (60-69)
3. Eric Danapilis (1990-93)	.852 (46-54)
4. Dan Bautch (1989-92)	.810 (68-84)
5. Greg Layson (1991-94)	.800 (80-100)
6. Scott Sollmann (1994-96)	.795 (101-127)
7. Dan Szajko (1979-82)	.783 (36-46)
8. Steve Stanley (1999-2002)	.768 (116-151)
9. Steve Sollmann (2001-04)	.757 (84-111)
10. Craig Counsell (1989-92)	.740 (37-50)

Total Bases

1. Alec Porzel (1998-2001)	487
2. Steve Stanley (1999-2002)	462
3. Eric Danapilis (1990-93)	459
4. Mike Amrhein (1994-97)	447
5. Brant Ust (1997-99)	446
6. Jeff Wagner (1996-99)	440
David Mills (2007-)	214

Bases on Balls

1. Craig Counsell (1989-92)	166
2. Ryan Topham (1993-95)	149
3. Greg Layson (1991-94)	148
4. Pat Pesavento (1986-89)	143
5. Joe Binkiewicz (1989-92)	132
6. Eric Danapilis (1990-93)	131
7. Steve Stanley (1999-2002)	126
8. Brett Lilley (2005-08)	122
9. Ed Lund (1987-90)	116
10. Jeremy Barnes (2006-09)	113
Frank Jacobs (1989-91)	113
David Mills (2007-)	62

Times Hit By Pitch

*1. Brett Lilley (2005-08)	109
2. Cody Rizzo (2003-06)	84
3. Alex Nettey (2003-06)	42
4. Craig DeSensi (1992-95)	38
5. Dan Bautch (1990-92)	36
Greg Layson (1991-94)	36
7. Greg Lopez (2003-06)	34
8. Ed Lund (1988-90)	32
Eric Danapilis (1990-93)	32
10. Craig Cooper (2003-06)	30
Ryan Connolly (2007-)	29

Sacrifice Bunts

1. Cory Mee (1989-92)	49
2. Greg Lopez (2003-06)	32
Danny Dressman (2004-07)	32
4. David Mills (2007-)	31
5. Brett Lilley (2005-08)	30
Mike Moshier (1986-89)	30
Mike Coss (1988-91)	30
Steve Stanley (1999-2002)	30
9. Dan Bautch (1989-92)	26
Craig Counsell (1989-92)	26

Total Sacrifices (SH/SF)

1. Cory Mee (1989-92)	57 (49/8)
2. Greg Lopez (2003-06)	48 (32/16)
3. David Mills (2007-)	46 (31/15)
4. Steve Stanley (1999-2002)	45 (30/15)
5. Danny Dressman (2004-07)	41 (32/9)
6. Brett Lilley (2005-08)	38 (30/8)
Craig Counsell (1990-92)	38
8. Mike Coss (1988-91)	36
9. Ross Brezovsky (2005-08)	35 (20/15)
Eric Danapilis (1990-93)	35

Updated Career Record Book

Putouts

1. Joe Binkiewicz (1B; 1989-92)	1,583
2. Jeff Felker (1B/RF; 1997-2000)	1,411
3. Joe Thaman (1B/LHP; 2001-04)	1,387
4. Paul O'Toole (C/3B; 1999-2002)	1,347
5. Matt Edwards (3B/1B; 2002-05)	1,228
6. Tim Hutson (1B; 1986-88)	1,147
7. Bob Lisanti (C; 1992-96)	1,029
8. Sean Gaston (C; 2004-08)	969
9. Casey Martin (2008-)	882
10. Ed Lund (C; 1988-90)	848

Assists

1. Steve Sollmann (2001-04)	629
2. J.J. Brock (1994-98)	619
3. Pat Pesavento (1986-89)	617
4. Greg Lopez (2003-06)	584
5. Brett Lilley (2005-08)	571
6. Alec Porzel (1998-2001)	562
7. Jeremy Barnes (2006-09)	556
8. Mike Coss (1988-91)	510
9. Craig Counsell (1989-92)	493
10. Andrew Bushey (1999-2002)	447
Greg Sherry (2008-)	290

Appearances

1. J.P. Gagne (2000-03)	94
2. Chris Michalak (1990-93)	92
3. Aaron Heilman (1998-2001)	83
4. Mike Coffey (1987-90)	73
5. Mike Dury (2004-07)	72
6. Tom Price (1991-94)	71
7. Alan Walania (1990-93)	70
8. Kyle Weiland (2006-08)	69
David Sinnes (1990-93)	69
Jess Stewart (2004-07)	69
Steven Mazur (2007-)	61

Games Started

1. Tom Price (1991-94)	56
2. Darin Schmalz (1994-97)	53
Tom Thornton (2003-06)	53
4. Brian Piotrowicz (1987-90)	52
5. Chris Niesel (2002-04)	47
6. Wade Korpi (2005-08)	44
Pat Leahy (1990-92)	44
Alex Shilliday (1996-99)	44
Aaron Heilman (1998-2001)	44
10. Chris Michalak (1990-93)	43
Eric Maust (2007-)	39

Innings Pitched

1. Aaron Heilman (1998-2001)	393.2
2. Tom Price (1991-94)	390.0
3. Chris Michalak (1990-93)	372.2
4. Brian Piotrowicz (1987-90)	337.2
5. Tom Thornton (2003-06)	332.2
6. Alan Walania (1990-93)	324.0
7. Darin Schmalz (1994-97)	298.2
8. J.P. Gagne (2000-03)	298.0
9. David Sinnes (1990-93)	297.1
10. Alex Shilliday (1996-99)	290.0
Eric Maust (2007-)	262.2

Earned Run Average (min. 60 IP)

1. Mike Dury (2004-07)	2.20 (20/81.2)
2. Nick Palihnich (1959-61)	2.36 (39/148.2)
3. Jack Mitchell (1959-61)	2.49 (41/148.1)
4. Aaron Heilman (1998-2001)	2.49 (109/393.2)
5. Larry Mohs (1994-97)	2.52 (33/117.2)
6. Brandon Vioria (2000-03)	2.58 (24/83.2)
7. Phil Donnelly (1961-63)	2.64 (33/112.2)
8. Ryan Doherty (2003-05)	2.84 (31/98.1)
9. Tom Price (1991-94)	2.84 (123/390.0)
Todd Miller (2008-)	3.93 (29/66.1)

Wins

1. Aaron Heilman (1998-2001)	43-7
2. Tom Price (1991-94)	40-10
3. Chris Michalak (1990-93)	34-13
4. Dave Sinnes (1990-93)	32-8
5. Alan Walania (1990-93)	30-12
Darin Schmalz (1994-97)	30-13
7. Tom Thornton (2003-06)	27-12
Brian Piotrowicz (1987-90)	27-17
9. Pat Leahy (1990-92)	25-7
J.P. Gagne (2000-03)	25-16
Alex Shilliday (1996-99)	25-17
Eric Maust (2007-)	15-11

Consecutive Winning Decisions

1. Ed Walsh (1926-28)	17 (4/5/8)
2. Frank Scanlan (1907-09)	16 (2/10/4)
3. Aaron Heilman (2001)	15
4. Herb Kelly (1912-14)	14 (8/5/1)

Winning Pct. (min. 16 decisions)

1. Herb Kelly (1912-14)	.917 (22-2)
2. Frank Scanlan (1907-09)	.864 (19-3)
3. Aaron Heilman (1998-2001)	.860 (43-7)
4. Hugh Mageveney (1922-24)	.857 (18-3)
5. Chris Niesel (2002-04)	.840 (21-4)
6. Bill Heyl (1909-11)	.818 (18-4)
7. Tom Price (1991-94)	.800 (40-10)
David Sinnes (1990-93)	.800 (32-8)
9. Scott Cavey (1997-2000)	.790 (15-4)
10. Pat Leahy (1990-92)	.781 (25-7)
Cole Johnson (2008-)	.600 (12-8)

Shutouts

1. Jean Dubuc (1907-08)	7
Frank Scanlan (1907-09)	7
Chris Michalak (1991-93)	7
4. Herb Kelly (1912-14)	6
Aaron Heilman (1998-2001)	6
Eric Maust (2007-)	1
Brian Dupra (2008-)	1

Complete Games

1. Norwood Gibson (1896-1900)	28
2. Aaron Heilman (1998-2001)	26
3. Tom Price (1991-94)	24
4. Frank Scanlan (1907-09)	22
5. Bob Stratta (1973-76)	21
6. Bill Heyl (1909-11)	20
Don Wolfe (1975, '77-'78)	20
Chris Michalak (1990-93)	20
9. Jim Sholl (1974-77)	18
10. Rufus Waldorf (1905-07)	17
Darin Schmalz (1994-97)	17
Brian Dupra (2008-)	4

Fewest Hits Allowed Per 9 IP (min. 60 IP)

1. Sam Elam (2006-09)	5.66 (48/76.1)
2. Ryan Doherty (2003-05)	6.22 (68/98.1)
3. Dan McGinn (1964-65)	6.27 (52/74.2)
4. Ed Lupton (1963-65)	6.29 (113/161.2)
5. Larry Mohs (1994-97)	6.50 (85/117.2)
6. David Sinnes (1990-93)	6.69 (221/297.1)
7. Aaron Heilman (1998-2001)	6.74 (295/393.2)
8. Rick Ruseck (1961-63)	6.81 (83/109.2)
Todd Miller (2008-)	8.82 (65/66.1)

Saves

1. Kyle Weiland (2006-08)	25
2. John Corbin (1997-2000)	20
Ryan Doherty (2003-05)	20
4. J.P. Gagne (2000-03)	19
5. Mike Coffey (1988-90)	12
Chris Michalak (1990-93)	12
Aaron Heilman (1998-2001)	12
8. Larry Mohs (1994-97)	10
9. Steven Mazur (2007-)	9
Rich Sauget (1994-96)	9
10. Alan Walania (1990-93)	8

Strikeouts

1. Aaron Heilman (1998-2001)	425
2. David Sinnes (1990-93)	315
3. Tom Price (1991-94)	276
4. Alex Shilliday (1996-99)	265
5. Chris Michalak (1990-93)	263
6. Alan Walania (1990-93)	236
7. Chris Niesel (2002-04)	233
8. Wade Korpi (2005-08)	227
9. Tim Kalita (1997-99)	214
10. Tom Bujnowski (1952, '56-'57)	206
Eric Maust (2007-)	137

Strikeouts Per 9 IP (min. 60 IP)

1. Dan McGinn (1964-65)	12.66 (105/74.2)
2. Ryan Doherty (2003-05)	12.17 (134/98.1)
3. Rick Ruseck (1961-63)	10.75 (131/109.2)
4. Jeff Manship (2004-06)	10.11 (131/116.2)
5. Sam Elam (2006-09)	9.90 (84/76.1)
6. Brad Lidge (1996-98)	9.93 (143/129.2)
7. Aaron Heilman (1998-2001)	9.72 (425/393.2)
8. David Sinnes (1990-93)	9.54 (315/297.1)
9. Steven Mazur (2007-)	9.41 (77/73.2)
10. Rob Hughes (1975-77)	9.29 (75/72.2)
11. Nick Furlong (1968-69)	9.16 (98/96.1)

Fewest Walks Per 9 IP (min. 60 IP)

1. Brandon Vioria (2000-03)	1.61 (15/83.2)
2. Alan Walania (1990-93)	1.64 (59/324.0)
3. David Mills (2007-)	1.70 (13/68.2)
4. Tom Thornton (2003-06)	1.73 (64/332.2)
5. Tom Price (1991-94)	1.86 (78/377.1)
6. Brad Cross (1983-86)	1.88 (27/129.1)
7. Chris Niesel (2002-04)	1.88 (57/272.2)
8. Nick Palihnich (1958-60)	1.94 (32/148.2)
9. Brian Dupra (2008-)	2.00 (45/202.1)
10. Darin Schmalz (1994-97)	2.05 (68/298.2)
11. Mike Naumann (1998-2001)	2.23 (31/124.2)

Strikeout-to-Walk Ratio (min. 60 IP)

1. Chris Niesel (2002-04)	4.09 (233/57)
2. Alan Walania (1990-93)	4.00 (236/59)
3. Aaron Heilman (1998-2001)	3.66 (425/116)
4. Ryan Doherty (2003-05)	3.62 (134/37)
5. Nick Palihnich (1958-60)	3.59 (115/32)
6. Tom Price (1991-94)	3.54 (276/78)
David Mills (2007-)	3.31 (44/13)

Bold Italics— active leaders
*NCAA Record

Win-Loss
Summary

OVERALL	22-29
BIG EAST	10-14
BIG EAST Home	4-5
BIG EAST Away	6-9
BIG EAST Neutral (BET)	0-0
Non-Conf	12-15
Non-Conference Home	4-6
Non-Conference Away	2-3
Non-Conference Neutral	6-6
Home	8-11
Away	8-12
Neutral	6-6
Day	13-20
Night	9-9
vs Left	6-9
vs Right	16-20
1-Run games	6-5
2-Run games	2-2
5+Run games	8-14
Extra inns	3-1
Shutouts	1-3
Scoring 0-2 runs	1-12
Scoring 3-5 runs	5-11
Scoring 6-9 runs	9-6
Scoring 10+ runs	7-0
Opponent 0-2 runs	7-0
Opponent 3-5 runs	10-6
Opponent 6-9 runs	5-9
Opponent 10+ runs	0-14
Scored in 1st inning	15-8
Opp. scored in 1st inning	4-17
Scores first	18-10
Opp. scores first	4-19
After 6 leading	19-3
After 6 trailing	1-24
After 6 tied	2-2
After 7 leading	18-2
After 7 trailing	1-26
After 7 tied	3-1
After 8 leading	19-2
After 8 trailing	0-26
After 8 tied	3-1
Hit 0 home runs	9-18
Hit 1 home run	8-6
Hit 2+ home runs	5-5
Opponent 0 home runs	17-16
Opponent 1 home run	1-4
Opponent 2+ HRs	4-9
Made 0 errors	10-4
Made 1 error	5-13
Made 2+ errors	7-12
Opp. made 0 errors	4-8
Opp. made 1 error	2-15
Opp. made 2+ errors	16-6
Out-hit opponent	18-4
Out-hit by opponent	3-22
Hits are tied	1-3

Come-From-Behind Wins	7
Last At-Bat Wins	6
Collecting 1-3 Hits	0-1
Collecting 4-6 Hits	1-3
Collecting 7-9 Hits	5-12
Collecting 10+ Hits	16-12
Collecting 20+ Hits	0-0
ND Starter Gets Decision	12-22
Bullpen Gets Decision	10-7
Doubleheaders	1-7
Vs. Ranked Opponents*	0-1
Vs. Top 10 Opponents*	0-0

*Top 25 ranking at time played.

VS. BIG EAST SCHOOLS

USF	0-3
Georgetown	1-2
Rutgers	1-2
Seton Hall	3-0
Cincinnati	2-1
St. John's	1-2
West Virginia	0-3
Villanova	2-1
Louisville	0-0

DAYS OF THE WEEK

Tuesday	4-2
Wednesday	1-4
Thursday	1-1
Friday	6-4
Saturday	5-13
Sunday	5-5

MONTHS OF THE YEAR

February	4-2
March	4-13
April	12-7
May	2-7

PITCHING

Johnson Starts	2-3
Dupra Starts	7-6
Maust Starts	4-8
Richter Starts	0-1
Mills	0-1
Sabatino Starts	6-7
Sharpley Starts	1-0
Norton Starts	2-0
Veerkamp Starts	0-2
Miller Starts	1-0
Boockford Pitches	2-6
Hudgins Pitches	12-11
Ispas Pitches	0-1
Mazur Pitches	11-9
Miller Pitches	3-5
Mills Pitches	11-8
Norton Pitches	4-4
Richter Pitches	4-8
Sharpley Pitches	3-6
Spano Pitches	8-15
Spizzirri Pitches	0-6

Starter Goes Less Than 5	9-16
Starter Goes 5+	13-13
TV Games	0-0
Radio Games	22-29
Longest Win Streak	4
Longest Losing Streak	6
Last Five Games	2-3
Last 10 Games	3-7
Last 15 Games	7-8
Last 20 Games	10-10
Current Streak	Won 2
Largest Winning Margin	16 (19-3)
Largest Losing Margin	20 (5-25)
vs. Teams .500 or better	11-25
vs. Teams worse than .500	11-4

BY ORDER

LEADOFF:

10 CONNOLLY, Ryan	34	(16-18)
5 MILLS, David	9	(2-7)
29 INTLEKOFER, Ryne	3	(2-1)
35 DESICO, Frank	3	(1-2)
2 ROBINSON, Alex	2	(1-1)

2ND SPOT:

35 DESICO, Frank	27	(13-14)
5 MILLS, David	11	(5-6)
2 ROBINSON, Alex	6	(2-4)
29 INTLEKOFER, Ryne	6	(1-5)
12 ASHDOWN, Brayden	1	(1-0)

3RD SPOT:

5 MILLS, David	25	(12-13)
10 CONNOLLY, Ryan	15	(5-10)
14 SCIOSCIA, Matt	6	(2-4)
44 CASEY, David	2	(2-0)
8 GROSSO, Matt	2	(0-2)
12 ASHDOWN, Brayden	1	(1-0)

CLEANUP:

38 MARTIN, Casey	34	(16-18)
44 CASEY, David	8	(3-5)
14 SCIOSCIA, Matt	4	(1-3)
41 WARRENDER, Bill	2	(1-1)
8 GROSSO, Matt	2	(0-2)
26 DOYLE, Mick	1	(1-0)

5TH SPOT:

26 DOYLE, Mick	34	(15-19)
12 ASHDOWN, Brayden	11	(4-7)
1 NORTON, Adam	5	(2-3)
8 GROSSO, Matt	1	(1-0)

6TH SPOT:

12 ASHDOWN, Brayden	20	(11-9)
17 BOOCKFORD, Billy	10	(4-6)
20 MARKSON, Charlie	4	(2-2)
41 WARRENDER, Bill	3	(1-2)
44 CASEY, David	3	(0-3)
29 INTLEKOFER, Ryne	3	(0-3)
38 MARTIN, Casey	3	(1-2)
5 MILLS, David	2	(1-1)
1 NORTON, Adam	2	(1-1)
8 GROSSO, Matt	1	(1-0)

7TH SPOT:

35 DESICO, Frank	12	(4-8)
17 BOOCKFORD, Billy	11	(7-4)
26 DOYLE, Mick	10	(4-6)
1 NORTON, Adam	6	(2-4)
38 MARTIN, Casey	5	(3-2)
41 WARRENDER, Bill	3	(1-2)
30 HARFORD, Will	2	(0-2)
29 INTLEKOFER, Ryne	1	(0-1)
12 ASHDOWN, Brayden	1	(1-0)

8TH SPOT:

28 MCCONNELL, Camero	38	(17-21)
4 HUDSON, Joe	13	(5-8)

9TH SPOT:

15 SHERRY, Greg	28	(14-14)
1 NORTON, Adam	18	(7-11)
12 ASHDOWN, Brayden	2	(1-1)
35 DESICO, Frank	2	(0-2)
26 DOYLE, Mick	1	(0-1)

BY POSITION

PITCHER:

52 SABATINO, Steve	13	(5-8)
6 DUPRA, Brian	13	(7-6)
16 MAUST, Eric	12	(4-8)
37 JOHNSON, Cole	5	(2-3)
24 VEERKAMP, Patrick	2	(0-2)
1 NORTON, Adam	2	(2-0)
19 MILLER, Todd	1	(1-0)
34 SHARPLEY, Ryan	1	(1-0)
5 MILLS, David	1	(0-1)
23 RICHTER, Ryan	1	(0-1)

CATCHER:

28 MCCONNELL, Camero	38	(17-21)
4 HUDSON, Joe	13	(5-8)

FIRST BASE:

38 MARTIN, Casey	42	(20-22)
44 CASEY, David	5	(1-4)
30 HARFORD, Will	2	(0-2)
14 SCIOSCIA, Matt	2	(1-1)

SECOND BASE:

35 DESICO, Frank	44	(18-26)
29 INTLEKOFER, Ryne	4	(2-2)
15 SHERRY, Greg	3	(2-1)

THIRD BASE:

1 NORTON, Adam	26	(10-16)
15 SHERRY, Greg	25	(12-13)

SHORTSTOP:

26 DOYLE, Mick	46	(20-26)
1 NORTON, Adam	5	(2-3)

LEFT FIELD:

10 CONNOLLY, Ryan	46	(19-27)
5 MILLS, David	3	(2-1)
8 GROSSO, Matt	2	(1-1)

CENTER FIELD:

12 ASHDOWN, Brayden	26	(13-13)
29 INTLEKOFER, Ryne	9	(1-8)
2 ROBINSON, Alex	8	(3-5)
41 WARRENDER, Bill	6	(3-3)
20 MARKSON, Charlie	1	(1-0)
5 MILLS, David	1	(1-0)

RIGHT FIELD:

17 BOOCKFORD, Billy	21	(11-10)
5 MILLS, David	15	(4-11)
12 ASHDOWN, Brayden	10	(6-4)
20 MARKSON, Charlie	3	(1-2)
41 WARRENDER, Bill	2	(0-2)

DESIGNATED HITTER:

5 MILLS, David	28	(13-15)
44 CASEY, David	8	(4-4)
14 SCIOSCIA, Matt	8	(2-6)
8 GROSSO, Matt	4	(1-3)
10 CONNOLLY, Ryan	3	(2-1)

Home Run & Miscellaneous Hitting Breakdown

Player	Multi-Hit Games					Multi RBI	HR Total	Home Run Breakdown						
	Total	2	3	4	5+			H	A/N	Solo	2	3	GS	Last Home Run
Casey Martin	19 (29)	13 (21)	4 (5)	2 (3)	-	7 (13)	5 (10)	1 (1)	4 (9)	3 (6)	1 (2)	1 (2)	-	5.15.10 at Villanova
Frank Desico	18 (18)	13 (13)	2 (2)	3 (3)	-	8 (8)	1 (1)	1 (1)	-	1 (1)	-	-	-	4.6.10 vs. Oakland
Ryan Connolly	18 (24)	13 (18)	4 (5)	-	1 (1)	10 (16)	11 (15)	3 (4)	8 (11)	8 (11)	2 (2)	1 (1)	0 (1)	5.9.10 at West Virginia
David Mills	13 (37)	9 (32)	3 (4)	1 (1)	-	8 (21)	2 (5)	2 (3)	0 (2)	1 (3)	1 (1)	-	0 (1)	4.24.10 vs. Cincinnati-2
Brayden Ashdown	9 (18)	7 (13)	2 (5)	-	-	4 (7)	4 (6)	4 (5)	0 (1)	2 (4)	2 (2)	-	-	4.30.10 vs. St. John's (2)
Adam Norton	9 (9)	7 (7)	2 (2)	-	-	2 (2)	1 (1)	-	1 (1)	-	-	1 (1)	-	4.1.10 at Georgetown
Mick Doyle	9 (31)	6 (25)	3 (6)	-	-	5 (13)	4 (7)	2 (3)	2 (4)	2 (5)	-	2 (2)	-	5.12.10 vs. Central Michigan
Cameron McConnell	8 (25)	8 (22)	0 (3)	-	-	5 (15)	3 (6)	1 (2)	2 (4)	2 (3)	1 (1)	0 (2)	-	5.8.10 at West Virginia-1
David Casey	5 (15)	4 (13)	1 (2)	-	-	2 (6)	0 (3)	-	0 (3)	0 (2)	-	-	0 (1)	4.26.09 at Louisville
Ryne Intlekofer	4 (9)	4 (8)	0 (1)	-	-	1 (8)	1 (2)	-	1 (2)	0 (1)	-	1 (1)	-	2.19.10 at Miss. Valley State
Greg Sherry	4 (27)	4 (16)	0 (10)	0 (1)	-	0 (5)	0 (1)	-	0 (1)	0 (1)	-	-	-	3.8.08 vs. South Alabama
Joe Hudson	3 (3)	2 (2)	1 (1)	-	-	1 (1)	1 (1)	-	1 (1)	1 (1)	-	-	-	5.16.10 at Villanova
Matt Scioscia	3 (6)	3 (6)	-	-	-	3 (7)	0 (2)	0 (1)	0 (1)	-	0 (1)	0 (1)	-	3.28.09 at Pittsburgh
Billy Boockford	2 (19)	1 (17)	1 (1)	0 (1)	-	3 (13)	1 (3)	0 (2)	1 (1)	0 (1)	-	1 (2)	-	5.8.10 at West Virginia-1
Bill Warrender	2 (2)	1 (1)	1 (1)	-	-	-	1 (1)	-	1 (1)	1 (1)	-	-	-	4.1.10 at Georgetown
Alex Robinson	2 (2)	1 (1)	1 (1)	-	-	-	-	-	-	-	-	-	-	-
Charlie Markson	1 (1)	1 (1)	-	-	-	1 (1)	-	-	-	-	-	-	-	-
Matt Grosso	1 (4)	1 (4)	-	-	-	1 (2)	1 (2)	-	1 (2)	1 (1)	0 (1)	-	-	2.28.10 vs. Penn State
Tommy Chase	0 (1)	0 (1)	-	-	-	-	-	-	-	-	-	-	-	-
Herman Petzold	0 (1)	0 (1)	-	-	-	-	-	-	-	-	-	-	-	-

Team Totals 130 (281) 98 (222) 25 (49) 6 (9) 1 (1) 61 (138) 36 (66) 14 (22) 22 (44) 22 (41) 7 (10) 7 (12) 0 (3) 5.16.10 at Villanova

(career in parentheses)

Series Pitching Breakdown

	W-L	ERA	IP	H	R-ER	BB-SO
MVSU	3-0	3.00	27.0	19	10-9	7-22
BE/Big Ten	1-2	6.67	27.0	36	29-20	20-21
Stetson Tourn.	1-2	4.15	26.0	31	16-12	6-11
UTPA	0-2	9.00	16.0	20	19-16	14-15
Irish Baseball	2-2	4.50	36.0	39	20-18	6-29
Michigan St.	0-3	4.67	27.0	27	23-14	18-15
USF	0-3	6.00	24.0	32	20-16	10-19
Georgetown	1-2	8.17	25.1	36	29-23	8-14
Rutgers	1-2	12.41	29.0	56	41-40	10-20
Seton Hall	3-0	1.61	28.0	24	10-5	9-20
Michigan	0-2	6.35	17.0	20	16-12	9-13
Cincinnati	2-1	3.00	27.0	23	11-9	13-26
St. John's	1-2	6.33	27.0	36	22-19	9-7
West Virginia	0-3	13.88	24.0	44	38-37	14-15
Villanova	2-1	4.50	28.0	28	15-14	10-27

Series Batting Breakdown

	AVG	R	H	RBI	XB	BB-SO
MVSU	.319	39	37	33	11	22-19
BE/Big Ten	.304	12	34	8	6	13-21
Stetson Tourn.	.288	12	30	11	11	2-19
UTPA	.266	11	17	11	3	10-17
Irish Baseball	.316	22	42	21	8	11-20
Michigan St.	.206	4	20	2	4	12-18
USF	.211	5	20	5	5	6-24
Georgetown	.287	28	33	27	18	8-18
Rutgers	.293	20	34	18	9	8-17
Seton Hall	.271	15	29	15	4	8-15
Michigan	.194	3	12	3	1	8-13
Cincinnati	.330	14	31	13	7	7-14
St. John's	.255	19	27	15	9	8-22
West Virginia	.257	14	28	13	6	10-23
Villanova	.255	12	28	12	6	13-25

Batted Around (8)

Batters	Opponent	Inning, Runs	Date
12	MVSU	4th, 7	2.19
12	MVSU	2nd, 8	2.21
11	Toledo	8th, 5	4.27
11	Ball State	2nd, 6	3.23
11	MVSU	6th, 5	2.21
11	Bradley	7th, 6	3.11
10	St. John's	5th, 7	4.30
9	Rutgers	2nd, 4	4.10

Opponents Batted Around (15)

Batters	Opponent	Inning, Runs	Date
11	Central Michigan	5th, 6	5.12
11	Rutgers	1st, 5	4.10
11	USF	2nd, 7	3.27
10	West Virginia	8th, 6	5.9
10	Michigan	7th, 6	4.21
10	Rutgers	5th, 5	4.10
10	Illinois	5th, 6	2.26
9	Villanova	6th, 5	5.14
9	Central Michigan	6th, 5	5.12
9	Michigan	1st, 4	4.21
9	Michigan St.-1	1st, 5	3.20
9	Michigan St.-1	9th, 3	3.20
9	Michigan St.-2	7th, 4	3.20
9	Harvard	1st, 5	3.6
9	Kansas State	5th, 3	3.6

**Overall
Batting Statistics**

Player	AVG	GP	GS	AB	R	H	2B	3B	HR	RBI	TB	SLG%	BB	HBP	SO	GDP	OB%	SF	SH	SB	ATT	PO	A	E	FLD%		
10 CONNOLLY, Ryan	.349	50	49	186	47	65	15	2	11	37	117	.629	17	19	55	0	.453	1	3	7	7	89	1	6	.938		
35 DESICO, Frank	.341	47	44	179	29	61	6	0	1	25	70	.391	13	1	16	1	.385	2	7	4	5	92	131	5	.978		
38 MARTIN, Casey	.339	46	42	180	26	61	10	0	5	33	86	.478	11	5	31	1	.389	2	0	1	1	406	17	1	.998		
5 MILLS, David	.298	48	47	178	31	53	9	2	2	31	72	.404	27	4	16	0	.389	7	4	8	10	39	10	4	.925		
12 ASHDOWN, Brayden	.263	39	36	137	16	36	4	1	4	17	54	.394	11	3	31	3	.325	3	3	0	2	74	4	6	.929		
26 DOYLE, Mick	.228	46	46	171	27	39	12	1	5	22	68	.398	19	2	37	5	.308	3	2	2	4	72	154	16	.934		

29 INTLEKOFER, Ryne	.288	21	13	52	9	15	4	0	1	5	22	.423	5	2	10	1	.367	1	1	1	1	29	14	0	1.000		
41 WARRENDER, Bill	.281	17	8	32	5	9	1	1	1	4	15	.469	5	1	11	0	.385	1	0	0	0	16	0	2	.889		
14 SCIOSCIA, Matt	.275	27	10	51	2	14	2	0	0	11	16	.314	7	1	9	3	.361	2	1	0	0	21	0	0	1.000		
4 HUDSON, Joe	.273	19	13	44	8	12	1	0	1	5	16	.364	5	0	12	0	.327	3	0	1	1	93	16	0	1.000		
44 CASEY, David	.268	28	13	56	8	15	0	0	0	12	15	.268	8	2	9	1	.379	0	0	0	0	40	2	1	.977		
1 NORTON, Adam	.261	36	31	115	15	30	9	1	1	15	44	.383	5	1	14	1	.295	1	2	0	2	14	73	6	.935		
17 BOOCKFORD, Billy	.250	23	21	76	11	19	2	0	1	10	24	.316	11	0	14	4	.341	1	2	1	1	40	4	3	.936		
20 MARKSON, Charlie	.250	15	4	20	3	5	1	0	0	3	6	.300	4	0	4	0	.375	0	0	2	2	16	0	1	.941		
28 MCCONNELL, Cam	.219	40	38	128	17	28	4	1	3	17	43	.336	10	0	17	5	.271	2	5	1	1	223	33	1	.996		
15 SHERRY, Greg	.208	38	28	96	12	20	3	0	0	6	23	.240	5	1	21	1	.252	1	6	0	0	26	58	6	.933		
8 GROSSO, Matt	.185	16	6	27	7	5	0	0	1	3	8	.296	5	0	5	0	.313	0	0	1	1	0	0	0	.000		
2 ROBINSON, Alex	.176	19	8	34	9	6	2	0	0	1	8	.235	4	1	7	3	.282	0	2	0	1	20	1	1	.955		
30 HARFORD, Will	.100	7	2	10	1	1	0	0	0	0	1	.100	2	0	2	0	.250	0	0	0	0	28	1	1	.967		
13 PETZOLD, Herman	.000	3	0	3	1	0	0	0	0	0	0	.000	2	0	2	0	.400	0	0	0	0	0	2	0	1.000		
33 ADAMS, Ty	.000	3	0	3	0	0	0	0	0	0	0	.000	1	0	1	0	.250	0	0	0	0	0	0	0	.000		
45 HUDGINS, Will	.000	1	0	1	0	0	0	0	0	0	0	.000	0	0	0	0	.000	0	0	0	0	0	5	0	1.000		
Totals	.278	51	51	1779	284	494	85	9	37	257	708	.398	177	43	324	29	.352	30	38	29	39	1354	588	71	.965		
Opponents	.297	51	51	1803	357	536	120	9	40	317	794	.440	188	45	326	28	.375	12	43	60	80	1364	552	84	.958		

LOB - Team (421), Opp (380). DPs turned - Team (41), Opp (40). CI - Team (0), Opp (2). IBB - Team (4), MARTIN,C 2, DESICO,F 1, CASEY,D 1, Opp (9). Picked off - DESICO,F 1, ASHDOWN,B 1, CONNOLLY,R 1, MCCONNELL,C 1, SHERRY,G 1, WARRENDER,B 1, INTLEKOFER,R 1.

**BIG EAST
Batting Statistics**

Player	AVG	GP	GS	AB	R	H	2B	3B	HR	RBI	TB	SLG%	BB	HBP	SO	GDP	OB%	SF	SH	SB	ATT	PO	A	E	FLD%		
10 CONNOLLY, Ryan	.337	24	24	92	24	31	6	1	7	16	60	.652	9	11	31	0	.455	0	0	2	2	43	1	3	.936		
35 DESICO, Frank	.330	24	24	103	17	34	3	0	0	15	37	.359	7	0	6	0	.369	1	2	3	3	55	67	1	.992		
12 ASHDOWN, Brayden	.270	19	19	74	9	20	3	0	3	8	32	.432	5	0	15	1	.313	1	2	0	1	43	2	3	.938		
5 MILLS, David	.266	24	24	94	14	25	4	0	1	14	32	.340	12	3	6	0	.360	2	3	0	1	8	4	1	.923		
38 MARTIN, Casey	.258	24	23	97	12	25	5	0	2	13	36	.371	7	2	16	1	.321	0	0	1	1	224	11	0	1.000		
26 DOYLE, Mick	.221	24	24	95	15	21	4	0	3	13	34	.358	4	2	22	1	.262	2	1	1	3	32	84	5	.959		
28 MCCONNELL, Cam	.197	19	19	66	8	13	2	0	3	9	24	.364	5	0	8	3	.254	0	1	1	1	99	19	1	.992		

4 HUDSON, Joe	.412	8	5	17	4	7	1	0	1	3	11	.647	2	0	5	0	.450	1	0	1	1	39	7	0	1.000		
41 WARRENDER, Bill	.333	9	7	27	2	9	1	1	1	3	15	.556	2	1	9	0	.400	0	0	0	0	13	0	1	.929		
17 BOOCKFORD, Billy	.291	16	15	55	8	16	2	0	1	8	21	.382	7	0	11	3	.365	1	2	1	1	31	2	2	.943		
1 NORTON, Adam	.271	16	12	48	6	13	6	1	1	8	24	.500	2	0	7	1	.300	0	1	0	1	5	27	2	.941		
44 CASEY, David	.250	13	4	20	0	5	0	0	0	3	5	.250	3	0	3	0	.348	0	0	0	0	8	0	0	1.000		
15 SHERRY, Greg	.225	16	12	40	6	9	1	0	0	4	10	.250	2	0	9	0	.262	0	0	0	0	11	24	2	.946		
14 SCIOSCIA, Matt	.111	8	1	9	0	1	0	0	0	0	1	.111	0	0	4	0	.111	0	0	0	0	2	0	0	1.000		
29 INTLEKOFER, Ryne	.083	8	3	12	1	1	0	0	0	1	1	.083	2	0	5	0	.200	1	0	0	0	9	1	0	1.000		
2 ROBINSON, Alex	.000	5	0	2	1	0	0	0	0	0	0	.000	1	0	0	0	.333	0	0	0	0	0	0	0	.000		
8 GROSSO, Matt	.000	2	0	1	0	0	0	0	0	0	0	.000	0	0	1	0	.000	0	0	0	0	0	0	0	.000		
20 MARKSON, Charlie	.000	1	0	0	0	0	0	0	0	0	0	.000	0	0	0	0	.000	0	0	0	0	2	0	0	1.000		
Totals	.270	24	24	852	127	230	38	3	23	118	343	.403	70	19	158	10	.336	9	12	10	15	637	281	25	.973		
Opponents	.320	24	24	873	186	279	61	4	34	167	450	.515	83	22	148	12	.391	4	21	25	33	651	266	38	.960		

LOB - Team (186), Opp (180). DPs turned - Team (17), Opp (18). CI - Team (0), Opp (2). IBB - Team (3), MARTIN,C 1, DESICO,F 1, CASEY,D 1, Opp (6). Picked off - MCCONNELL,C 1, WARRENDER,B 1, CONNOLLY,R 1, DESICO,F 1.

**Overall
Pitching Statistics**

Player	ERA	W	L	APP	GS	CG	SHO	CBO	SV	IP	H	R	ER	BB	SO	2B	3B	HR	AB	B/Avg	WP	HBP	BK	SFA	SHA
52 SABATINO, Steve	5.76	3	7	14	13	0	0	0	0	65.2	78	60	42	33	59	23	1	8	271	.288	1	6	0	0	8
16 MAUST, Eric	5.86	1	5	15	12	0	0	0	0	63.0	84	49	41	21	33	16	1	2	258	.326	5	5	2	2	3
6 DUPRA, Brian	6.20	4	4	14	13	0	0	0	0	74.0	97	66	51	19	50	19	2	9	309	.314	1	6	0	1	7
7 ISPAS, Dustin	0.00	0	0	1	0	0	0	0	0	1.1	1	4	0	3	1	0	0	0	5	.200	0	0	0	0	0
19 MILLER, Todd	1.59	2	0	8	1	0	0	0	1	11.1	8	2	2	5	7	0	0	1	39	.205	1	1	0	0	0
5 MILLS, David	3.26	1	1	20	1	0	0	0	2	30.1	31	14	11	3	19	6	0	4	117	.265	1	2	0	1	4
18 MAZUR, Steven	3.86	1	1	20	0	0	0	1	7	25.2	20	12	11	10	29	2	0	1	92	.217	1	3	0	2	2
45 HUDGINS, Will	5.01	4	1	23	0	0	0	0	0	32.1	29	20	18	13	22	7	1	2	121	.240	5	9	1	2	3
43 SPIZZIRRI, Joe	5.19	0	0	6	0	0	0	0	0	8.2	9	5	5	5	4	2	0	0	30	.300	0	0	0	1	0
1 NORTON, Adam	5.23	1	0	8	2	0	0	0	0	20.2	29	13	12	5	18	9	0	2	90	.322	0	1	0	0	1
37 JOHNSON, Cole	6.98	3	3	9	5	0	0	1	0	29.2	42	26	23	11	18	10	1	1	123	.341	1	2	1	0	3
23 RICHTER, Ryan	7.59	1	1	12	1	0	0	0	0	32.0	46	31	27	10	21	10	3	5	133	.346	0	5	0	2	1
21 SPANO, Joe	7.59	0	3	23	0	0	0	1	0	21.1	21	20	18	21	20	4	0	1	77	.273	9	1	2	0	7
17 BOOCKFORD, Billy	7.62	1	0	8	0	0	0	0	0	13.0	15	12	11	11	6	6	0	2	48	.313	1	2	0	1	1
34 SHARPLEY, Ryan	8.22	0	1	9	1	0	0	1	0	15.1	18	14	14	13	16	3	0	2	62	.290	3	2	0	0	2
24 VEERKAMP, Patrick	9.00	0	2	3	2	0	0	0	0	7.0	8	9	7	5	3	3	0	0	28	.286	0	0	0	0	1
Totals	5.84	22	29	51	51	0	1	1	10	451.1	536	357	293	188	326	120	9	40	1803	.297	29	45	6	12	43
Opponents	4.47	29	22	51	51	4	3	0	12	454.2	494	284	226	177	324	85	9	37	1779	.278	46	43	5	30	38

PB - Team (4), MCCONNELL,C 2, HUDSON,J 2, Opp (8). Pickoffs - Team (9), MCCONNELL,C 1, VEERKAMP 1, SPANO,J 1, SABATINO,S 1, MILLER,T 1, MAZUR,S 1, MAUST,E 1, DUPRA,B 1, HUDGINS,W 1, Opp (7). SBA/ATT - MCCONNELL,C (45-57), HUDSON,J (15-22), SABATINO,S (14-14), MAUST,E (9-12), DUPRA,B (8-10), JOHNSON,C (4-8), RICHTER,R (4-7), HUDGINS,W (6-7), BOOCKFORD,B (4-6), NORTON,A (3-3), MILLER,T (2-3), SPANO,J (3-3), ISPAS,D (2-2), SPIZZIRRI,J (0-2), MAZUR,S (1-2), MILLS,D (0-1).

**BIG EAST
Pitching Statistics**

Player	ERA	W	L	APP	GS	CG	SHO	CBO	SV	IP	H	R	ER	BB	SO	2B	3B	HR	AB	B/Avg	WP	HBP	BK	SFA	SHA
16 MAUST, Eric	6.39	1	4	8	8	0	0	0	0	38.0	54	32	27	12	21	11	1	2	157	.344	4	3	2	0	2
52 SABATINO, Steve	7.24	2	4	8	8	0	0	0	0	41.0	51	36	33	22	37	14	0	7	168	.304	1	2	0	0	5
6 DUPRA, Brian	7.25	2	3	8	8	0	0	0	0	44.2	68	46	36	11	28	13	1	9	197	.345	1	4	0	1	3
19 MILLER, Todd	0.00	0	0	2	0	0	0	0	0	2.1	1	0	0	0	1	0	0	0	8	.125	0	1	0	0	0
37 JOHNSON, Cole	2.16	1	0	3	0	0	0	0	0	8.1	6	2	2	3	5	2	0	0	27	.222	0	0	0	0	1
5 MILLS, David	3.86	1	0	11	0	0	0	0	1	16.1	16	8	7	1	9	3	0	4	63	.254	1	2	0	1	3
18 MAZUR, Steven	5.40	1	1	11	0	0	0	0	4	11.2	11	7	7	6	12	2	0	0	42	.262	0	3	0	1	1
45 HUDGINS, Will	6.28	2	1	12	0	0	0	0	0	14.1	16	12	10	7	9	4	1	1	59	.271	2	2	0	0	2
21 SPANO, Joe	7.27	0	1	8	0	0	0	0	0	8.2	8	7	7	10	7	3	0	1	29	.276	3	1	0	0	3
1 NORTON, Adam	9.00	0	0	2	0	0	0	0	0	4.0	7	5	4	1	5	2	0	2	21	.333	0	0	0	0	0
23 RICHTER, Ryan	9.92	0	0	5	0	0	0	0	0	16.1	27	19	18	7	9	4	1	5	71	.380	0	2	0	1	1
17 BOOCKFORD, Billy	14.73	0	0	3	0	0	0	0	0	3.2	8	6	6	3	1	3	0	1	16	.500	0	1	0	0	0
34 SHARPLEY, Ryan	18.00	0	0	2	0	0	0	0	0	3.0	6	6	6	0	4	0	0	2	15	.400	1	1	0	0	0
Totals	6.91	10	14	24	24	0	0	0	5	212.1	279	186	163	83	148	61	4	34	873	.320	13	22	2	4	21
Opponents	4.23	14	10	24	24	1	1	0	5	217.0	230	127	102	70	158	38	3	23	852	.270	13	19	1	9	12

PB - Team (1), MCCONNELL,C 1, Opp (5). Pickoffs - Team (3), SABATINO,S 1, MCCONNELL,C 1, SPANO,J 1, Opp (4). SBA/ATT - MCCONNELL,C (22-27), SABATINO,S (9-9), DUPRA,B (5-6), MAUST,E (4-6), HUDSON,J (3-5), BOOCKFORD,B (1-2), HUDGINS,W (2-2), RICHTER,R (1-2), MAZUR,S (1-2), JOHNSON,C (0-2), SPANO,J (2-2).

**Starting Lineups by
Batting Order**

Date	Opponent	No. (Time)	Record	1	2	3	4	5	6	7	8	9
2.19	Miss. Valley State	1 (1)	1-0	Intlekofer	Mills	Connolly	Doyle	Grosso	Ashdown	Martin	McConnell	Norton
2.20	Miss. Valley State	2 (1)	1-0	Intlekofer	Mills	Connolly	Casey	Doyle	Ashdown	Martin	McConnell	Sherry
2.21	Miss. Valley State	3 (1)	1-0	Robinson	Mills	Casey	Martin	Doyle	Grosso	Norton	Hudson	Sherry
2.26	Illinois	4 (1)	0-1	Intlekofer	Mills	Connolly	Casey	Doyle	Ashdown	Martin	McConnell	Norton
2.27	Ohio State	5 (1)	0-1	Robinson	Mills	Grosso	Scioscia	Doyle	Casey	Intlekofer	McConnell	Sherry
2.28	Penn State	6 (1)	1-0	Connolly	Ashdown	Scioscia	Martin	Doyle	Markson	Norton	Hudson	Sherry
3.6	Harvard	7 (1)	0-1	Connolly	Mills	Scioscia	Martin	Doyle	Ashdown	Norton	McConnell	Sherry
3.6	Kansas State	8 (1)	0-1	Connolly	Mills	Scioscia	Martin	Doyle	Intlekofer	Norton	Hudson	DeSico
3.7	Stetson	9 (1)	1-0	Connolly	Robinson	Scioscia	Casey	Doyle	Ashdown	DeSico	McConnell	Sherry
3.9	Texas-Pan American	10 (1)	0-1	Connolly	Robinson	Scioscia	Martin	Doyle	Ashdown	DeSico	McConnell	Norton
3.10	Texas-Pan American	11 (1)	0-1	Connolly	Robinson	Grosso	Casey	Norton	Mills	DeSico	Hudson	Sherry
3.11	Bradley	12 (1)	1-0	Connolly	Mills	Ashdown	Casey	Norton	Martin	DeSico	McConnell	Sherry
3.12	Pacific	13 (1)	0-1	Connolly	Mills	Scioscia	Martin	Norton	Ashdown	DeSico	McConnell	Sherry
3.13	Gonzaga	14 (1)	1-0	Mills	Robinson	Connolly	Martin	Norton	Ashdown	DeSico	McConnell	Sherry
3.14	Pacific	15 (1)	0-1	Mills	Robinson	Connolly	Casey	Norton	Martin	DeSico	McConnell	Sherry
3.20	MSU-1	16 (1)	0-1	Mills	Robinson	Connolly	Martin	Doyle	Ashdown	Norton	McConnell	DeSico
3.20	MSU-2	17 (1)	0-1	DeSico	Mills	Connolly	Grosso	Doyle	Intlekofer	Harford	Hudson	Norton
3.21	MSU	18 (1)	0-1	DeSico	Intlekofer	Connolly	Grosso	Doyle	Markson	Harford	McConnell	Norton
3.23	Ball State	19 (1)	1-0	Mills	Intlekofer	Connolly	Scioscia	Doyle	Markson	DeSico	McConnell	Norton
3.24	UIC	20 (1)	0-1	Mills	Intlekofer	Connolly	Scioscia	Doyle	Markson	DeSico	Hudson	Norton
3.26	USF	21 (1)	0-1	Mills	Intlekofer	Connolly	Scioscia	Doyle	Casey	DeSico	McConnell	Sherry
3.27	USF-1	22 (1)	0-1	Mills	Intlekofer	Connolly	Martin	Doyle	Warrender	DeSico	McConnell	Sherry
3.27	USF-2	22 (2)	0-2	Mills	Intlekofer	Connolly	Martin	Doyle	Warrender	DeSico	McConnell	Sherry
4.1	Georgetown	23 (1)	0-1	Mills	DeSico	Connolly	Casey	Doyle	Martin	Warrender	McConnell	Sherry
4.2	Georgetown	24 (1)	1-0	Connolly	DeSico	Mills	Warrender	Doyle	Norton	Martin	McConnell	Ashdown
4.3	Georgetown	24 (2)	1-1	Connolly	DeSico	Mills	Warrender	Doyle	Norton	Martin	McConnell	Ashdown
4.6	Oakland	25 (1)	1-0	Connolly	DeSico	Mills	Martin	Doyle	Warrender	Ashdown	McConnell	Sherry
4.9	Rutgers	26 (1)	1-0	Connolly	DeSico	Mills	Martin	Doyle	Ashdown	Warrender	McConnell	Norton
4.10	Rutgers	27 (1)	0-1	Connolly	DeSico	Mills	Martin	Doyle	Ashdown	Warrender	Hudson	Norton
4.11	Rutgers	28 (1)	0-1	Connolly	DeSico	Mills	Martin	Doyle	Ashdown	Boockford	McConnell	Norton
4.13	Chicago State	29 (1)	1-0	Connolly	DeSico	Mills	Martin	Doyle	Ashdown	Boockford	McConnell	Sherry
4.16	Seton Hall	28 (2)	1-1	Connolly	DeSico	Mills	Martin	Doyle	Ashdown	Boockford	McConnell	Norton
4.17	Seton Hall	28 (3)	2-1	Connolly	DeSico	Mills	Martin	Doyle	Ashdown	Boockford	McConnell	Norton
4.18	Seton Hall	28 (4)	3-1	Connolly	DeSico	Mills	Martin	Doyle	Ashdown	Boockford	McConnell	Norton
4.20	Michigan	29 (1)	0-1	Connolly	DeSico	Mills	Martin	Doyle	Ashdown	Boockford	Hudson	Norton
4.21	Michigan	30 (1)	0-1	Connolly	DeSico	Mills	Casey	Doyle	Intlekofer	Boockford	McConnell	Sherry
4.23	Cincinnati	28 (5)	4-1	Connolly	DeSico	Mills	Martin	Doyle	Ashdown	Boockford	McConnell	Norton
4.24	Cincinnati-1	28 (6)	4-2	Connolly	DeSico	Mills	Martin	Doyle	Ashdown	Boockford	McConnell	Norton
4.24	Cincinnati-2	31 (1)	1-0	Connolly	DeSico	Mills	Martin	Ashdown	Boockford	Doyle	McConnell	Sherry
4.27	Toledo	31 (2)	2-0	Connolly	DeSico	Mills	Martin	Ashdown	Boockford	Doyle	McConnell	Sherry
4.28	Valparaiso	32 (1)	1-0	Connolly	DeSico	Mills	Martin	Ashdown	Boockford	Doyle	Hudson	Sherry
4.30	St. John's	31 (3)	3-0	Connolly	DeSico	Mills	Martin	Ashdown	Boockford	Doyle	McConnell	Sherry
5.1	St. John's	31 (4)	3-1	Connolly	DeSico	Mills	Martin	Ashdown	Boockford	Doyle	McConnell	Sherry
5.2	St. John's	31 (5)	3-2	Connolly	DeSico	Mills	Martin	Ashdown	Boockford	Doyle	McConnell	Sherry
5.8	West Virginia-1	31 (6)	3-3	Connolly	DeSico	Mills	Martin	Ashdown	Boockford	Doyle	McConnell	Sherry
5.8	West Virginia-2	33 (1)	0-1	Connolly	DeSico	Mills	Martin	Ashdown	Casey	Doyle	Hudson	Sherry
5.9	West Virginia	34 (1)	0-1	Connolly	DeSico	Mills	Martin	Ashdown	Boockford	Norton	McConnell	Doyle
5.12	Central Michigan	35 (1)	0-1	Connolly	DeSico	Mills	Martin	Ashdown	Boockford	Doyle	McConnell	Norton
5.14	Villanova	35 (2)	0-2	Connolly	DeSico	Mills	Martin	Ashdown	Boockford	Doyle	McConnell	Norton
5.15	Villanova	36 (1)	1-0	DeSico	Mills	Connolly	Martin	Doyle	Ashdown	Boockford	Hudson	Sherry
5.16	Villanova	37 (1)	1-0	Connolly	DeSico	Casey	Martin	Doyle	Mills	Boockford	Hudson	Sherry

**Starting Lineups by
Defensive Position**

Date	Opponent	No. (Time)	Record	C	1B	2B	3B	SS	LF	CF	RF	DH
2.19	Miss. Valley State	1 (1)	1-0	McConnell	Martin	Intlekofer	Norton	Doyle	Connolly	Ashdown	Mills	Grosso
2.20	Miss. Valley State	2 (1)	1-0	McConnell	Martin	Intlekofer	Sherry	Doyle	Connolly	Ashdown	Mills	Casey
2.21	Miss. Valley State	3 (1)	1-0	Hudson	Martin	Sherry	Norton	Doyle	Grosso	Robinson	Mills	Casey
2.26	Illinois	4 (1)	0-1	McConnell	Martin	Intlekofer	Norton	Doyle	Connolly	Ashdown	Mills	Casey
2.27	Ohio State	5 (1)	0-1	McConnell	Casey	Intlekofer	Sherry	Doyle	Grosso	Robinson	Mills	Scioscia
2.28	Penn State	6 (1)	1-0	Hudson	Martin	Sherry	Norton	Doyle	Connolly	Markson	Ashdown	Scioscia
3.6	Harvard	7 (1)	0-1	McConnell	Martin	Sherry	Norton	Doyle	Connolly	Ashdown	Mills	Scioscia
3.6	Kansas State	8 (1)	0-1	Hudson	Martin	DeSico	Norton	Doyle	Connolly	Intlekofer	Mills	Scioscia
3.7	Stetson	9 (1)	1-0	McConnell	Casey	DeSico	Sherry	Doyle	Connolly	Robinson	Ashdown	Scioscia
3.9	Texas-Pan American	10 (1)	0-1	McConnell	Martin	DeSico	Norton	Doyle	Connolly	Robinson	Ashdown	Scioscia
3.10	Texas-Pan American	11 (1)	0-1	Hudson	Casey	DeSico	Sherry	Norton	Connolly	Robinson	Mills	Grosso
3.11	Bradley	12 (1)	1-0	McConnell	Martin	DeSico	Sherry	Norton	Connolly	Ashdown	Mills	Casey
3.12	Pacific	13 (1)	0-1	McConnell	Martin	DeSico	Sherry	Norton	Connolly	Ashdown	Mills	Scioscia
3.13	Gonzaga	14 (1)	1-0	McConnell	Martin	DeSico	Sherry	Norton	Mills	Robinson	Ashdown	Connolly
3.14	Pacific	15 (1)	0-1	McConnell	Martin	DeSico	Sherry	Norton	Connolly	Robinson	Mills	Casey
3.20	MSU-1	16 (1)	0-1	McConnell	Martin	DeSico	Norton	Doyle	Connolly	Robinson	Ashdown	Mills
3.20	MSU-2	17 (1)	0-1	Hudson	Harford	DeSico	Norton	Doyle	Connolly	Intlekofer	Mills	Grosso
3.21	MSU	18 (1)	0-1	McConnell	Harford	DeSico	Norton	Doyle	Connolly	Intlekofer	Markson	Grosso
3.23	Ball State	19 (1)	1-0	McConnell	Scioscia	DeSico	Norton	Doyle	Mills	Intlekofer	Markson	Connolly
3.24	UIC	20 (1)	0-1	Hudson	Scioscia	DeSico	Norton	Doyle	Mills	Intlekofer	Markson	Connolly
3.26	USF	21 (1)	0-1	McConnell	Casey	DeSico	Sherry	Doyle	Connolly	Intlekofer	Mills	Scioscia
3.27	USF-1	22 (1)	0-1	McConnell	Martin	DeSico	Sherry	Doyle	Connolly	Intlekofer	Warrender	Mills
3.27	USF-2	22 (2)	0-2	McConnell	Martin	DeSico	Sherry	Doyle	Connolly	Intlekofer	Warrender	Mills
4.1	Georgetown	23 (1)	0-1	McConnell	Martin	DeSico	Sherry	Doyle	Connolly	Warrender	Mills	Casey
4.2	Georgetown	24 (1)	1-0	McConnell	Martin	DeSico	Norton	Doyle	Connolly	Warrender	Ashdown	Mills
4.3	Georgetown	24 (2)	1-1	McConnell	Martin	DeSico	Norton	Doyle	Connolly	Warrender	Ashdown	Mills
4.6	Oakland	25 (1)	1-0	McConnell	Martin	DeSico	Sherry	Doyle	Connolly	Warrender	Ashdown	Mills
4.9	Rutgers	24 (3)	2-1	McConnell	Martin	DeSico	Norton	Doyle	Connolly	Warrender	Ashdown	Mills
4.10	Rutgers	26 (1)	0-1	Hudson	Martin	DeSico	Norton	Doyle	Connolly	Warrender	Ashdown	Mills
4.11	Rutgers	27 (1)	0-1	McConnell	Martin	DeSico	Norton	Doyle	Connolly	Ashdown	Boockford	Mills
4.13	Chicago State	28 (1)	1-0	McConnell	Martin	DeSico	Sherry	Doyle	Connolly	Ashdown	Boockford	Mills
4.16	Seton Hall	27 (2)	1-1	McConnell	Martin	DeSico	Norton	Doyle	Connolly	Ashdown	Boockford	Mills
4.17	Seton Hall	27 (3)	2-1	McConnell	Martin	DeSico	Norton	Doyle	Connolly	Ashdown	Boockford	Mills
4.18	Seton Hall	27 (4)	3-1	McConnell	Martin	DeSico	Norton	Doyle	Connolly	Ashdown	Boockford	Mills
4.20	Michigan	28 (1)	0-1	Hudson	Martin	DeSico	Norton	Doyle	Connolly	Ashdown	Boockford	Mills
4.21	Michigan	29 (1)	0-1	McConnell	Casey	DeSico	Sherry	Doyle	Connolly	Intlekofer	Boockford	Mills
4.23	Cincinnati	27 (5)	4-1	McConnell	Martin	DeSico	Norton	Doyle	Connolly	Ashdown	Boockford	Mills
4.24	Cincinnati-1	27 (6)	4-2	McConnell	Martin	DeSico	Norton	Doyle	Connolly	Ashdown	Boockford	Mills
4.24	Cincinnati-2	28 (2)	2-0	McConnell	Martin	DeSico	Sherry	Doyle	Connolly	Ashdown	Boockford	Mills
4.27	Toledo	28 (3)	3-0	McConnell	Martin	DeSico	Sherry	Doyle	Connolly	Ashdown	Boockford	Mills
4.28	Valparaiso	31 (1)	1-0	Hudson	Martin	DeSico	Sherry	Doyle	Connolly	Ashdown	Boockford	Mills
4.30	St. John's	28 (4)	4-0	McConnell	Martin	DeSico	Sherry	Doyle	Connolly	Ashdown	Boockford	Mills
5.1	St. John's	28 (5)	4-1	McConnell	Martin	DeSico	Sherry	Doyle	Connolly	Ashdown	Boockford	Mills
5.2	St. John's	28 (6)	4-2	McConnell	Martin	DeSico	Sherry	Doyle	Connolly	Ashdown	Boockford	Mills
5.8	West Virginia-1	28 (7)	4-3	McConnell	Martin	DeSico	Sherry	Doyle	Connolly	Ashdown	Boockford	Mills
5.8	West Virginia-2	32 (1)	0-1	Hudson	Martin	DeSico	Sherry	Doyle	Connolly	Ashdown	Mills	Casey
5.9	West Virginia	28 (8)	4-4	McConnell	Martin	DeSico	Norton	Doyle	Connolly	Ashdown	Boockford	Mills
5.12	Central Michigan	28 (9)	4-5	McConnell	Martin	DeSico	Norton	Doyle	Connolly	Ashdown	Boockford	Mills
5.14	Villanova	28 (10)	4-6	McConnell	Martin	DeSico	Norton	Doyle	Connolly	Ashdown	Boockford	Mills
5.15	Villanova	31 (2)	2-0	Hudson	Martin	DeSico	Sherry	Doyle	Connolly	Ashdown	Boockford	Mills
5.16	Villanova	32 (1)	1-0	Hudson	Martin	DeSico	Sherry	Doyle	Connolly	Mills	Boockford	Casey

**Game-by-Game
Batting**

Date	Opponent	AB	R	H	RBI	2B	3B	HR	BB	IBB	SB	CS	HBP	SAC	SF	GDP	K	PO	A	E	Avg
Feb 19, 2010	at Miss. Valley State	41	12	12	10	0	1	3	5	0	2	0	0	0	1	0	9	27	16	2	.293
Feb 20, 2010	vs Miss. Valley State	34	8	9	7	2	0	1	6	0	2	1	1	3	0	0	6	27	16	0	.280
Feb 21, 2010	vs Miss. Valley State	41	19	16	16	4	0	0	11	0	0	0	3	1	3	0	4	27	11	2	.319
Feb 26, 2010	vs Illinois	35	1	8	1	1	0	0	1	0	1	0	2	0	0	1	7	24	6	4	.298
Feb 27, 2010	vs Ohio State	36	2	11	1	1	0	0	5	0	0	0	0	0	0	1	7	27	17	3	.299
Feb 28, 2010	vs Penn State	41	9	15	6	3	0	1	7	1	2	0	0	2	2	0	7	30	11	6	.311
Mar 06, 2010	vs Harvard	37	6	12	6	5	0	0	2	0	0	0	1	0	1	1	7	24	12	2	.313
Mar 06, 2010	vs Kansas State	33	2	9	2	3	1	0	0	0	1	0	1	1	0	1	6	27	12	1	.309
Mar 07, 2010	at Stetson	34	4	9	3	2	0	0	0	0	0	0	1	4	0	0	6	27	12	1	.304
Mar 09, 2010	at Texas-Pan American	31	7	6	7	2	0	0	7	0	0	0	0	2	1	0	9	24	13	2	.295
Mar 10, 2010	at Texas-Pan American	33	4	11	4	1	0	0	3	0	0	0	0	1	1	2	8	24	9	2	.298
Mar 11, 2010	vs Bradley	32	10	13	9	0	0	1	6	0	1	1	3	0	2	1	5	27	7	0	.306
Mar 12, 2010	vs Pacific	35	4	11	4	3	0	0	3	0	1	0	0	0	2	1	4	27	13	1	.307
Mar 13, 2010	vs Gonzaga	33	6	11	6	3	0	1	1	0	1	0	0	2	0	1	4	27	6	1	.308
Mar 14, 2010	vs Pacific	33	2	7	2	0	0	0	1	0	0	2	1	1	0	0	7	27	10	0	.302
Mar 20, 2010	MICHIGAN STATE	33	0	7	0	0	0	0	3	0	1	0	0	0	0	1	9	27	8	5	.297
Mar 20, 2010	MICHIGAN STATE	34	4	10	2	2	0	1	8	0	1	0	1	3	0	1	4	27	12	1	.297
Mar 21, 2010	MICHIGAN STATE	30	0	3	0	1	0	0	1	0	1	0	1	0	0	0	5	27	12	1	.288
Mar 23, 2010	BALL STATE	33	11	12	10	1	2	0	6	0	2	0	0	1	2	1	5	27	11	1	.291
Mar 24, 2010	ILLINOIS-CHICAGO	35	5	11	5	2	0	2	2	0	1	0	2	1	0	1	4	27	13	3	.293
*Mar 26, 2010	at USF	27	0	0	0	0	0	0	2	0	0	0	0	0	0	0	12	24	12	1	.282
*Mar 27, 2010	at USF	33	3	10	3	2	0	0	2	0	0	0	1	0	2	0	4	24	9	1	.282
*Mar 27, 2010	at USF	35	2	10	2	3	0	0	2	0	0	0	0	0	0	0	8	24	8	1	.283
* Apr 01, 2010	at Georgetown	36	9	9	9	2	0	3	3	0	0	0	2	0	0	0	6	25	13	2	.281
* Apr 02, 2010	at Georgetown	41	12	14	11	4	1	2	2	0	3	1	1	0	0	0	6	27	7	0	.284
* Apr 03, 2010	at Georgetown	38	7	10	7	4	0	2	3	0	0	0	1	0	0	0	6	24	12	4	.283
Apr 06, 2010	OAKLAND	32	13	12	13	2	2	2	6	0	0	0	2	0	4	0	6	27	12	3	.286
* Apr 09, 2010	RUTGERS	34	9	8	8	3	1	0	2	0	0	0	1	0	0	1	3	27	13	2	.285
* Apr 10, 2010	RUTGERS	39	5	13	4	0	0	0	2	0	0	0	1	0	0	1	8	27	12	1	.286
* Apr 11, 2010	RUTGERS	43	6	13	6	2	0	3	4	0	0	1	1	1	0	0	6	33	19	1	.287
Apr 13, 2010	CHICAGO STATE	35	6	11	6	3	0	0	5	0	0	0	1	2	0	1	3	27	19	1	.288
* Apr 16, 2010	at Seton Hall	39	6	10	6	1	1	0	3	1	1	1	1	0	0	0	7	30	12	2	.287
* Apr 17, 2010	at Seton Hall	30	2	8	2	2	0	0	2	0	0	1	1	2	0	1	1	27	7	1	.286
* Apr 18, 2010	at Seton Hall	38	7	11	7	0	0	0	3	1	0	1	0	0	0	0	7	27	19	0	.286
Apr 20, 2010	at Michigan	32	2	7	2	1	0	0	3	0	0	1	1	0	1	0	7	24	9	0	.285
Apr 21, 2010	MICHIGAN	30	1	5	1	0	0	0	5	0	0	0	1	0	1	3	6	27	10	1	.282
* Apr 23, 2010	CINCINNATI	28	5	10	5	2	0	2	1	0	0	0	0	3	1	1	5	27	9	0	.283
* Apr 24, 2010	CINCINNATI	32	4	9	4	1	0	0	5	1	1	0	1	2	2	0	6	27	10	0	.283
* Apr 24, 2010	CINCINNATI	34	5	12	4	1	0	1	3	0	1	0	0	2	0	0	3	27	9	2	.285
Apr 27, 2010	TOLEDO	35	9	8	7	1	0	0	6	0	1	0	0	1	0	0	3	27	9	0	.284
Apr 28, 2010	vs Valparaiso	36	8	11	7	2	0	1	2	0	1	0	1	1	0	1	12	27	12	0	.284
* Apr 30, 2010	ST. JOHN'S	40	14	14	11	2	0	2	4	0	0	0	3	0	1	0	8	27	10	0	.286
* May 01, 2010	ST. JOHN'S	31	1	5	1	1	0	1	2	0	1	0	1	0	0	0	9	27	22	1	.284
* May 02, 2010	ST. JOHN'S	35	4	8	3	3	0	0	2	0	1	0	1	0	0	0	5	27	14	2	.282
* May 08, 2010	at West Virginia	34	6	7	6	0	0	2	6	0	1	0	1	0	0	0	10	24	13	2	.281
* May 08, 2010	at West Virginia	40	5	13	5	1	0	1	0	0	0	0	1	0	1	0	6	24	7	1	.282
* May 09, 2010	at West Virginia	35	3	8	2	1	0	1	4	0	0	0	0	0	0	2	7	24	11	0	.281
May 12, 2010	CENTRAL MICHIGAN	33	2	7	2	2	0	1	2	0	0	0	1	0	0	1	6	27	9	3	.279
* May 14, 2010	at Villanova	35	5	9	5	2	0	1	6	0	0	0	0	0	0	2	10	24	9	1	.279
* May 15, 2010	at Villanova	35	3	6	3	1	0	1	4	0	0	0	1	1	2	1	7	33	11	0	.277
* May 16, 2010	at Villanova	40	4	13	4	0	0	1	3	0	1	0	0	1	0	1	8	27	13	0	.278
Totals		1779	284	494	257	85	9	37	177	4	29	10	43	38	30	29	324	1354	588	71	.278

* = Conference game

Game-by-Game
Pitching

Date	Opponent	IP	H	R	ER	BB	SO	2B	3B	HR	WP	BK	HBP	DP	IBB	Score	W	L	SV	ERA
Feb 19, 2010	at Miss. Valley State	9.0	9	4	4	0	5	2	0	0	1	1	2	1	0	12-4	1	0	0	4.00
Feb 20, 2010	vs Miss. Valley State	9.0	7	3	3	3	6	1	0	0	1	0	3	1	0	8-3	2	0	1	3.50
Feb 21, 2010	vs Miss. Valley State	9.0	3	3	2	4	11	3	0	0	1	0	2	1	0	19-3	3	0	1	3.00
Feb 26, 2010	vs Illinois	8.0	17	11	7	6	11	4	0	0	0	0	0	2	0	1-11	3	1	1	4.11
Feb 27, 2010	vs Ohio State	9.0	12	10	8	7	4	4	1	0	1	0	0	1	0	2-10	3	2	1	4.91
Feb 28, 2010	vs Penn State	10.0	7	8	5	7	6	1	0	2	0	0	1	1	0	9-8	4	2	1	4.83
Mar 06, 2010	vs Harvard	8.0	13	9	9	3	2	6	0	0	0	0	0	1	0	6-9	4	3	1	5.52
Mar 06, 2010	vs Kansas State	9.0	10	5	2	2	1	3	0	1	1	0	5	0	1	2-5	4	4	1	5.07
Mar 07, 2010	at Stetson	9.0	8	2	1	1	8	0	0	0	0	0	0	0	0	4-2	5	4	2	4.61
Mar 09, 2010	at Texas-Pan American	8.0	13	9	7	5	7	1	0	0	1	1	0	0	0	7-9	5	5	2	4.91
Mar 10, 2010	at Texas-Pan American	8.0	7	10	9	9	8	3	0	1	1	1	0	0	0	4-10	5	6	2	5.34
Mar 11, 2010	vs Bradley	9.0	10	6	6	1	10	4	0	0	1	0	0	0	0	10-6	6	6	2	5.40
Mar 12, 2010	vs Pacific	9.0	12	8	7	1	4	1	1	1	0	0	1	1	0	4-8	6	7	2	5.53
Mar 13, 2010	vs Gonzaga	9.0	7	3	2	1	10	2	0	0	2	0	0	0	0	6-3	7	7	3	5.27
Mar 14, 2010	vs Pacific	9.0	10	3	3	3	5	1	0	0	1	0	1	0	0	2-3	7	8	3	5.11
Mar 20, 2010	MICHIGAN STATE	9.0	10	13	6	8	5	2	0	0	1	0	2	1	0	0-13	7	9	3	5.17
Mar 20, 2010	MICHIGAN STATE	9.0	8	7	6	7	5	0	0	0	0	0	1	1	0	4-7	7	10	3	5.22
Mar 21, 2010	MICHIGAN STATE	9.0	9	3	2	3	5	1	0	0	0	0	0	1	0	0-3	7	11	3	5.04
Mar 23, 2010	BALL STATE	9.0	9	5	5	7	7	4	2	0	1	0	1	1	0	11-5	8	11	3	5.04
Mar 24, 2010	ILLINOIS-CHICAGO	9.0	11	10	4	6	5	3	0	0	0	0	1	2	0	5-10	8	12	3	4.98
*Mar 26, 2010	at USF	8.0	10	4	3	3	6	1	1	2	0	0	1	0	0	0-4	8	13	3	4.91
*Mar 27, 2010	at USF	8.0	10	6	5	3	5	4	0	0	0	0	1	0	0	3-6	8	14	3	4.94
*Mar 27, 2010	at USF	8.0	12	10	8	4	8	2	0	0	0	2	2	1	0	2-10	8	15	3	5.10
* Apr 01, 2010	at Georgetown	8.1	13	10	7	0	4	4	0	2	0	0	1	1	0	9-10	8	16	3	5.20
* Apr 02, 2010	at Georgetown	9.0	11	8	8	3	6	3	0	2	1	0	0	0	0	12-8	9	16	3	5.32
* Apr 03, 2010	at Georgetown	8.0	12	11	8	5	4	2	0	2	3	0	1	0	1	7-11	9	17	3	5.45
Apr 06, 2010	OAKLAND	9.0	13	6	5	0	10	3	0	1	1	0	1	1	0	13-6	10	17	4	5.43
* Apr 09, 2010	RUTGERS	9.0	12	8	7	4	5	1	0	2	1	0	0	1	0	9-8	11	17	5	5.49
* Apr 10, 2010	RUTGERS	9.0	27	25	25	5	9	6	1	7	2	0	3	1	0	5-25	11	18	5	6.18
* Apr 11, 2010	RUTGERS	11.0	17	8	8	1	6	3	0	0	1	0	2	1	0	6-8	11	19	5	6.20
Apr 13, 2010	CHICAGO STATE	9.0	10	4	4	3	3	2	0	0	0	1	0	4	0	6-4	12	19	6	6.12
* Apr 16, 2010	at Seton Hall	10.0	10	5	0	2	9	7	0	0	0	0	0	0	1	6-5	13	19	6	5.91
* Apr 17, 2010	at Seton Hall	9.0	5	1	1	5	7	2	0	0	0	0	0	0	0	2-1	14	19	7	5.76
* Apr 18, 2010	at Seton Hall	9.0	9	4	4	2	4	0	1	0	2	0	1	3	0	7-4	15	19	7	5.70
Apr 20, 2010	at Michigan	8.0	7	3	3	2	9	1	0	0	0	0	2	1	0	2-3	15	20	7	5.64
Apr 21, 2010	MICHIGAN	9.0	13	13	9	7	6	3	1	0	0	0	0	2	0	1-13	15	21	7	5.74
* Apr 23, 2010	CINCINNATI	9.0	8	2	2	1	9	2	0	0	0	0	0	0	0	5-2	16	21	8	5.64
* Apr 24, 2010	CINCINNATI	9.0	7	5	5	9	10	1	0	0	0	0	0	1	0	4-5	16	22	8	5.62
* Apr 24, 2010	CINCINNATI	9.0	8	4	2	3	7	2	0	0	1	0	1	1	0	5-4	17	22	8	5.53
Apr 27, 2010	TOLEDO	9.0	6	0	0	1	12	0	0	0	1	0	0	0	0	9-0	18	22	8	5.38
Apr 28, 2010	vs Valparaiso	9.0	5	1	1	1	5	3	0	0	1	0	0	0	0	8-1	19	22	8	5.28
* Apr 30, 2010	ST. JOHN'S	9.0	10	5	5	1	4	3	0	2	0	0	0	0	0	14-5	20	22	8	5.27
* May 01, 2010	ST. JOHN'S	9.0	11	8	6	4	2	3	0	2	0	0	0	1	0	1-8	20	23	8	5.29
* May 02, 2010	ST. JOHN'S	9.0	15	9	8	4	1	3	0	1	0	0	0	2	0	4-9	20	24	8	5.35
* May 08, 2010	at West Virginia	8.0	21	22	21	8	6	3	0	6	1	0	1	1	1	6-22	20	25	8	5.72
* May 08, 2010	at West Virginia	8.0	10	6	6	1	4	2	0	2	0	0	0	0	0	5-6	20	26	8	5.74
* May 09, 2010	at West Virginia	8.0	13	10	10	5	5	4	0	2	1	0	1	2	2	3-10	20	27	8	5.84
May 12, 2010	CENTRAL MICHIGAN	9.0	11	12	10	7	8	1	0	0	0	0	0	1	0	2-12	20	28	8	5.93
* May 14, 2010	at Villanova	8.0	15	12	11	3	5	1	0	2	0	0	5	1	0	5-12	20	29	8	6.05
* May 15, 2010	at Villanova	11.0	9	2	2	4	13	2	0	0	0	0	0	0	1	3-2	21	29	9	5.94
* May 16, 2010	at Villanova	9.0	4	1	1	3	9	0	1	0	0	0	2	0	0	4-1	22	29	10	5.84
Totals		451.1	536	357	293	188	326	120	9	40	29	6	45	41	9	284-357	22	29	10	5.84

* = Conference game

Team Game Highs

Batting

At bats:	43	vs Rutgers (Apr 11, 2010)
Runs scored:	19	vs Miss. Valley State (Feb 21, 2010 at Greenville, Miss.)
Hits:	16	vs Miss. Valley State (Feb 21, 2010 at Greenville, Miss.)
RBI's:	16	vs Miss. Valley State (Feb 21, 2010 at Greenville, Miss.)
Doubles:	5	vs Harvard (Mar 06, 2010 at DeLand, FL)
Triples:	2	vs Ball State (Mar 23, 2010)
	2	vs Oakland (Apr 06, 2010)
Home runs:	3	at Miss. Valley State (Feb 19, 2010)
	3	at Georgetown (Apr 01, 2010)
	3	vs Rutgers (Apr 11, 2010)
Total bases:	26	at Georgetown (Apr 02, 2010)
Walks:	11	vs Miss. Valley State (Feb 21, 2010 at Greenville, Miss.)
Strikeouts:	12	at USF (Mar 26, 2010)
	12	vs Valparaiso (Apr 28, 2010 at Gary, Ind.)
Sac hits:	4	at Stetson (Mar 07, 2010)
Sac flies:	4	vs Oakland (Apr 06, 2010)
Stolen bases:	3	at Georgetown (Apr 02, 2010)
Hit by pitch:	3	vs Miss. Valley State (Feb 21, 2010 at Greenville, Miss.)
	3	vs Bradley (Mar 11, 2010 at San Antonio, Texas)
	3	vs St. John's (Apr 30, 2010)
Caught stealing:	2	vs Pacific (Mar 14, 2010 at San Antonio, Texas)
Runners LOB:	15	vs Michigan State (Mar 20, 2010)
Hit into DP:	3	at Texas-Pan American (Mar 10, 2010)
	3	vs Michigan (Apr 21, 2010)

Fielding

Putouts:	33	vs Rutgers (Apr 11, 2010)
	33	at Villanova (May 15, 2010)
Assists:	22	vs St. John's (May 01, 2010)
Errors:	6	vs Penn State (Feb 28, 2010 at St. Petersburg, Fla.)
Passed balls:	1	(4 games)
DPs turned:	4	vs Chicago State (Apr 13, 2010)

Pitching

Innings pitched:	11.0	vs Rutgers (Apr 11, 2010)
	11.0	at Villanova (May 15, 2010)
Runs allowed:	25	vs Rutgers (Apr 10, 2010)
Earned runs:	25	vs Rutgers (Apr 10, 2010)
Walks allowed:	9	at Texas-Pan American (Mar 10, 2010)
	9	vs Cincinnati (Apr 24, 2010)
Strikeouts:	13	at Villanova (May 15, 2010)
Hits allowed:	27	vs Rutgers (Apr 10, 2010)
Doubles allowed:	7	at Seton Hall (Apr 16, 2010)
Triples allowed:	2	vs Ball State (Mar 23, 2010)
Homers allowed:	7	vs Rutgers (Apr 10, 2010)
Wild pitches:	3	at Georgetown (Apr 03, 2010)
Hit batters:	5	vs Kansas State (Mar 06, 2010 at DeLand, FL)
	5	at Villanova (May 14, 2010)

Individual Game Highs

Batting

At bats:	6	(5 games)
Runs scored:	4	ROBINSON, Alex at Texas-Pan American (Mar 09, 2010)
Hits:	5	CONNOLLY, Ryan vs Cincinnati (Apr 24, 2010)
RBI's:	4	(6 games)
Doubles:	2	(4 games)
Triples:	2	MILLS, David vs Oakland (Apr 06, 2010)
Home runs:	2	ASHDOWN, Brayden vs St. John's (Apr 30, 2010)
Total bases:	8	CONNOLLY, Ryan vs Valparaiso (Apr 28, 2010 at Gary, Ind.)
	8	ASHDOWN, Brayden vs St. John's (Apr 30, 2010)
Walks:	4	MILLS, David at Villanova (May 14, 2010)
Strikeouts:	4	CONNOLLY, Ryan at West Virginia (May 08, 2010)
Sac hits:	1	(38 games)
Sac flies:	2	HUDSON, Joe vs Miss. Valley State (Feb 21, 2010 at Greenville, Miss.)
	2	MILLS, David vs Oakland (Apr 06, 2010)
Stolen bases:	2	MILLS, David at Miss. Valley State (Feb 19, 2010)
	2	MILLS, David vs Miss. Valley State (Feb 20, 2010 at Greenville, Miss.)
	2	CONNOLLY, Ryan vs Penn State (Feb 28, 2010 at St. Petersburg, Fla.)
Hit by pitch:	1	(43 games)
Caught stealing:	1	(10 games)
Runners LOB:	6	MARKSON, Charlie vs Penn State (Feb 28, 2010 at St. Petersburg, Fla.)

Fielding

Putouts:	15	MARTIN, Casey vs Miss. Valley State (Feb 20, 2010 at Greenville, Miss.)
Assists:	10	DOYLE, Mick at Seton Hall (Apr 18, 2010)
Errors:	2	(6 games)
Passed balls:	1	(4 games)

Pitching

Innings pitched:	8.0	MAUST, Eric vs Rutgers (Apr 11, 2010)
	8.0	DUPRA, Brian vs St. John's (Apr 30, 2010)
Runs allowed:	10	RICHTER, Ryan vs Rutgers (Apr 10, 2010)
Earned runs:	10	RICHTER, Ryan vs Rutgers (Apr 10, 2010)
Walks allowed:	7	SABATINO, Steve vs Cincinnati (Apr 24, 2010)
Strikeouts:	11	SABATINO, Steve at Villanova (May 15, 2010)
Hits allowed:	12	MAUST, Eric vs Rutgers (Apr 11, 2010)
Doubles allowed:	5	DUPRA, Brian at Seton Hall (Apr 16, 2010)
Triples allowed:	2	RICHTER, Ryan vs Ball State (Mar 23, 2010)
Homers allowed:	3	RICHTER, Ryan vs Rutgers (Apr 10, 2010)
Wild pitches:	2	SPANO, Joe vs Gonzaga (Mar 13, 2010 at San Antonio, Texas)
	2	MAUST, Eric at Georgetown (Apr 03, 2010)
Hit batters:	4	SABATINO, Steve vs Kansas State (Mar 06, 2010 at DeLand, FL)

**Opponent Team
Game Highs**

Batting

At bats:	52	vs Rutgers (Apr 10, 2010)
Runs scored:	25	vs Rutgers (Apr 10, 2010)
Hits:	27	vs Rutgers (Apr 10, 2010)
RBIs:	25	vs Rutgers (Apr 10, 2010)
Doubles:	7	at Seton Hall (Apr 16, 2010)
Triples:	2	vs Ball State (Mar 23, 2010)
Home runs:	7	vs Rutgers (Apr 10, 2010)
Total bases:	56	vs Rutgers (Apr 10, 2010)
Walks:	9	at Texas-Pan American (Mar 10, 2010)
	9	vs Cincinnati (Apr 24, 2010)
Strikeouts:	13	at Villanova (May 15, 2010)
Sac hits:	3	(4 games)
Sac flies:	2	vs Illinois (Feb 26, 2010 at Clearwater, Fla.)
Stolen bases:	3	(6 games)
Hit by pitch:	5	vs Kansas State (Mar 06, 2010 at DeLand, FL)
	5	at Villanova (May 14, 2010)
Caught stealing:	2	(4 games)
Runners LOB:	12	vs Illinois (Feb 26, 2010 at Clearwater, Fla.)
Hit into DP:	4	vs Chicago State (Apr 13, 2010)

Fielding

Putouts:	33	vs Rutgers (Apr 11, 2010)
	33	at Villanova (May 15, 2010)
Assists:	21	at Seton Hall (Apr 17, 2010)
Errors:	6	vs Toledo (Apr 27, 2010)
Passed balls:	1	(8 games)
DPs turned:	3	at Texas-Pan American (Mar 10, 2010)
	3	vs Michigan (Apr 21, 2010)

Pitching

Innings pitched:	11.0	vs Rutgers (Apr 11, 2010)
	11.0	at Villanova (May 15, 2010)
Runs allowed:	19	vs Miss. Valley State (Feb 21, 2010 at Greenville, Miss.)
Earned runs:	15	vs Miss. Valley State (Feb 21, 2010 at Greenville, Miss.)
Walks allowed:	11	vs Miss. Valley State (Feb 21, 2010 at Greenville, Miss.)
Strikeouts:	12	at USF (Mar 26, 2010)
	12	vs Valparaiso (Apr 28, 2010 at Gary, Ind.)
Hits allowed:	16	vs Miss. Valley State (Feb 21, 2010 at Greenville, Miss.)
Doubles allowed:	5	vs Harvard (Mar 06, 2010 at DeLand, FL)
Triples allowed:	2	vs Ball State (Mar 23, 2010)
	2	vs Oakland (Apr 06, 2010)
Homers allowed:	3	at Miss. Valley State (Feb 19, 2010)
	3	at Georgetown (Apr 01, 2010)
	3	vs Rutgers (Apr 11, 2010)
Wild pitches:	3	(4 games)
Hit batters:	3	vs Miss. Valley State (Feb 21, 2010 at Greenville, Miss.)
	3	vs Bradley (Mar 11, 2010 at San Antonio, Texas)
	3	vs St. John's (Apr 30, 2010)

**Opponent Individual
Game Highs**

Batting

At bats:	7	BISERTA vs Rutgers (Apr 10, 2010)
Runs scored:	5	BUCKNER, G. at West Virginia (May 08, 2010)
Hits:	5	GUM, J. at West Virginia (May 08, 2010)
RBIs:	10	BUCKNER, G. at West Virginia (May 08, 2010)
Doubles:	3	O'Hara vs Harvard (Mar 06, 2010 at DeLand, FL)
Triples:	1	(9 games)
Home runs:	3	BUCKNER, G. at West Virginia (May 08, 2010)
Total bases:	14	BUCKNER, G. at West Virginia (May 08, 2010)
Walks:	4	Lorenz vs Michigan (Apr 21, 2010)
Strikeouts:	4	BRAZEAL at USF (Mar 26, 2010)
Sac hits:	2	Jacobs vs Penn State (Feb 28, 2010 at St. Petersburg, Fla.)
Sac flies:	2	Hohl, B. vs Illinois (Feb 26, 2010 at Clearwater, Fla.)
Stolen bases:	2	(6 games)
Hit by pitch:	2	CHEEK, A. vs Miss. Valley State (Feb 21, 2010 at Greenville, Miss.)
	2	Dellasega, D vs Kansas State (Mar 06, 2010 at DeLand, FL)
Caught stealing:	2	MENDOZA at Texas-Pan American (Mar 09, 2010)
Runners LOB:	5	Steranka vs Penn State (Feb 28, 2010 at St. Petersburg, Fla.)
	5	KOSCSO at USF (Mar 26, 2010)

Fielding

Putouts:	17	BETZ at Seton Hall (Apr 17, 2010)
Assists:	9	HOPKINS vs St. John's (May 02, 2010)
Errors:	3	HOYING vs Toledo (Apr 27, 2010)
Passed balls:	1	(8 games)

Pitching

Innings pitched:	9.0	Achter vs Michigan State (Mar 20, 2010)
	9.0	Bucciferro vs Michigan State (Mar 21, 2010)
	9.0	FONTANEZ at USF (Mar 26, 2010)
Runs allowed:	12	ADLEMAN, T. at Georgetown (Apr 02, 2010)
Earned runs:	12	ADLEMAN, T. at Georgetown (Apr 02, 2010)
Walks allowed:	5	(5 games)
Strikeouts:	12	FONTANEZ at USF (Mar 26, 2010)
Hits allowed:	14	ADLEMAN, T. at Georgetown (Apr 02, 2010)
Doubles allowed:	4	Hulse vs Harvard (Mar 06, 2010 at DeLand, FL)
	4	ADLEMAN, T. at Georgetown (Apr 02, 2010)
Triples allowed:	1	(9 games)
Homers allowed:	2	(7 games)
Wild pitches:	3	Wunderlich vs Michigan State (Mar 20, 2010)
Hit batters:	2	(7 games)

**Notre Dame
Home Run Listing**

Home Run Breakdown**By Location**

at home	15
on road	17
neutral	5

By Pitcher

vs. right	25
vs. left	12
vs. starter	21
vs. reliever	16

By Conference

vs. BIG EAST	23
vs. non BIG EAST	14

By Outs

with no outs	14
with one out	11
with two out	12

By Runners On

solo	21
two-run	8
three-run	8
grand slam	0

By Inning

1st	5
2nd	4
3rd	6
4th	4
5th	3
6th	2
7th	4
8th	3
9th	5
extra innings	1

By Count

ahead in count	17
even in count	11
behind in count	7
full count	2
first pitch	4
two strike	11

By Position In Order

leadoff	11
2nd	1
3rd	3
cleanup	4
5th	5
6th	2
7th	5
8th	5
9th	1

By Time Of Day

day	26
night	11

No.	Player	Gm#	Date	Opponent	Pitcher	On Base	Inn	Outs	Count	Score	Final
1.	INTLEKOFER,M	1	Feb 19	at Miss. Valley State	GOODMAN,B	2	4	1	2-0	3-0	W 12-4
2.	CONNOLLY,R	1	Feb 19	at Miss. Valley State	GOODMAN,B	1	4	1	2-2	6-0	W 12-4
3.	MARTIN,C	1	Feb 19	at Miss. Valley State	CYMERMAN,C	0	8	2	1-0	11-4	W 12-4
4.	MARTIN,C	2	Feb 20	vs Miss. Valley State	KAPLAN,M	0	9	2	2-2	7-3	W 8-3
5.	GROSSO,M	6	Feb 28	vs Penn State	HILL	0	7	1	0-0	7-7	W 9-8
6.	CONNOLLY,R	12	Mar 11	vs Bradley	COOPER	*0	1	0	2-2	0-2	W, 10-6
7.	MARTIN,C	14	Mar 13	vs Gonzaga	BERG,R	2	1	1	0-1	0-0	W, 6-3
8.	CONNOLLY,R	17	Mar 20	Michigan State	WUNDERLICH	1	1	1	0-2	0-0	L 4-7
9.	MILLS,D	20	Mar 24	Illinois-Chicago	HESCH	1	7	0	2-2	2-9	L 5-10
10.	DOYLE,M	20	Mar 24	Illinois-Chicago	HESCH	*0	8	0	0-1	4-10	L 5-10
11.	MCCONNELL,C	24	Apr 01	at Georgetown	ISAACS, T.	1	5	2	0-0	0-2	L 9-10
12.	WARRENDER,B	24	Apr 01	at Georgetown	STEINMAN, C.	*0	9	0	1-1	4-9	L 9-10
13.	NORTON,A	24	Apr 01	at Georgetown	PILIGIAN, C.	2	9	2	1-2	6-9	L 9-10
14.	CONNOLLY,R	25	Apr 02	at Georgetown	ADLEMAN, T.	*0	1	0	0-2	0-0	W 12-8
15.	DOYLE,M	25	Apr 02	at Georgetown	ADLEMAN, T.	2	2	2	2-0	6-0	W 12-8
16.	CONNOLLY,R	26	Apr 03	at Georgetown	HARRIS, W.	*0	7	0	2-1	3-9	L 7-11
17.	DOYLE,M	26	Apr 03	at Georgetown	HARRIS, W.	2	7	1	2-1	4-9	L 7-11
18.	DESICO,F	27	Apr 06	Oakland	WICK,A	*0	3	0	2-1	1-2	W 13-6
19.	ASHDOWN,B	27	Apr 06	Oakland	WICK,A	1	3	2	2-1	3-2	W 13-6
20.	ASHDOWN,B	30	Apr 11	RUTGERS	O'NEILL	*0	2	0	2-1	0-1	L 6-8
21.	MCCONNELL,C	30	Apr 11	RUTGERS	O'NEILL	0	2	1	1-0	1-1	L 6-8
22.	CONNOLLY,R	30	Apr 11	RUTGERS	ROE	2	6	2	1-1	3-3	L 6-8
23.	CONNOLLY,R	37	Apr 23	Cincinnati	GARMAN	0	3	1	1-2	1-0	W 5-2
24.	MARTIN,C	37	Apr 23	Cincinnati	STRENGE	1	8	1	0-0	3-2	W 5-2
25.	MILLS,D	39	Apr 24	Cincinnati	BURKETT	*0	9	0	1-1	4-4	W 5-4
26.	CONNOLLY,R	41	Apr 28	vs. Valparaiso	FRANE	2	9	0	1-0	5-0	W 8-1
27.	ASHDOWN,B	42	Apr 30	St. John's	KERN	*0	3	0	2-0	5-0	W 14-5
28.	ASHDOWN,B	42	Apr 30	St. John's	HAGAN	1	5	2	2-0	11-1	W 14-5
29.	CONNOLLY,R	43	May 1	St. John's	HANSEN	*0	1	0	1-0	0-1	L 1-8
30.	MCCONNELL,C	45	May 08	at WVU-1	SUMMERS	*0	3	0	1-1	0-7	L 6-22
31.	BOOCKFORD,B	45	May 08	at WVU-1	SUMMERS	2	6	1	3-2	2-14	L 6-22
32.	CONNOLLY,R	46	May 08	at WVU-2	BERRY	0	3	1	0-2	0-0	L 5-6
33.	CONNOLLY,R	47	May 09	at WVU	ALTEMUS	*0	5	0	2-2	1-4	L 3-10
34.	DOYLE,M	48	May 12	CMU	GUETZKE	0	4	2	0-0	1-1	L 2-12
35.	DOYLE,M	49	May 14	Villanova	STREILEIN	1	2	1	2-0	0-0	L 5-12
36.	MARTIN,C	50	May 15	Villanova	FRANCISCO	*0	11	0	3-2	2-2	W 3-2
37.	HUDSON,J	51	May 16	Villanova	McMYNE	*0	4	0	3-1	0-0	W 4-1

* - leadoff homerun

Opponent
Home Run Listing

No.	Player	Gm#	Date	Opponent	Pitcher	On Base	Inn	Outs	Count	Score	Final
1.	Heath	6	Feb 28	vs Penn State	Sabatino	* 0	7	0	3-2	7-5	W 9-8
2.	Heath	6	Feb 28	vs Penn State	Hudjins	* 0	9	0	0-1	8-7	W 9-8
3.	Martini	8	Mar 6	vs Kansas State	Miller	* 0	9	0	0-1	2-4	L, 2-5
4.	Elliott	11	Mar 10	at UTPA	Bookford	1	8	2	3-2	4-7	L, 4-10
5.	Walker	13	Mar 12	vs Pacific	Johnson	2	5	0	0-0	2-4	L, 4-8
6.	Koscso	21	Mar 26	at USF	Dupra	0	1	1	3-2	0-0	L 0-4
7.	Rockhold	21	Mar 26	at USF	Hudjins	0	8	1	1-2	0-3	L 0-4
8.	RAVNAAS, R.	24	Apr 01	at Georgetown	DUPRA,B	1	1	0	2-2	0-0	L 9-10
9.	CAPELESS, D.	24	Apr 01	at Georgetown	DUPRA,B	1	7	2	0-0	3-7	L 9-10
10.	LEE, T.	25	Apr 02	at Georgetown	SABATINO,S	0	3	2	2-1	9-0	W 12-8
11.	RAVNAAS, R.	25	Apr 02	at Georgetown	MILLS,D	* 0	9	0	0-1	12-7	W 12-8
12.	RAVNAAS, R.	26	Apr 03	at Georgetown	RICHTER,R	1	2	1	1-1	0-5	L 7-11
13.	GODEFROI, D.	26	Apr 03	at Georgetown	SHARPLEY,R	0	7	1	1-2	7-9	L 7-11
14.	Gliot, D	27	Apr 06	Oakland	MAZUR,S	0	8	2	1-0	13-5	W 13-6
15.	BETTERIDGE	28	Apr 09	Rutgers	DUPRA,B	0	4	2	1-0	2-1	W 9-8
16.	MATTHEWS	28	Apr 09	Rutgers	MILLS,D	1	7	0	1-1	7-6	W 9-8
17.	BOYKIN	29	Apr 10	Rutgers	SABATINO,S	0	3	2	3-1	4-5	L 5-25
18.	BISERTA	29	Apr 10	Rutgers	SABATINO,S	1	3	2	3-1	4-6	L 5-25
19.	LANG	29	Apr 10	Rutgers	BOOCKFORD,B	1	5	0	2-0	4-9	L 5-25
20.	BISERTA	29	Apr 10	Rutgers	RICHTER,R	0	5	0	1-1	4-11	L 5-25
21.	KAPP	29	Apr 10	Rutgers	RICHTER,R	2	6	2	2-1	5-15	L 5-25
22.	NYISZTOR	29	Apr 10	Rutgers	RICHTER,R	1	7	2	1-0	5-19	L 5-25
23.	LANG	29	Apr 10	Rutgers	SHARPLEY,R	3	8	2	0-0	5-21	L 5-25
24.	KARMAS	42	Apr 30	St. John's	DUPRA,B	0	5	1	1-1	6-0	W 14-5
25.	WESSINGER	42	Apr 30	St. John's	DUPRA,B	1	7	0	0-2	13-1	W 14-5
26.	PANIK	43	May 01	St. John's	SABATINO,S	0	1	2	2-2	0-0	L 1-8
27.	BALTZ	43	May 01	St. John's	SABATINO,S	1	3	1	2-0	1-4	L 1-8
28.	BALTZ	44	May 02	St. John's	MILLS,D	1	5	1	1-0	1-5	L 4-9
29.	BUCKNER	45	May 08	at WVU-1	DUPRA,B	2	1	0	0-1	0-0	L 6-22
30.	BUCKNER	45	May 08	at WVU-1	DUPRA,B	2	2	0	2-1	0-4	L 6-22
31.	DVOROZNAK	45	May 08	at WVU-1	RICHTER,R	1	3	1	3-2	2-7	L 6-22
32.	GRIFFIN	45	May 08	at WVU-1	SPANO,J	1	5	2	1-0	2-12	L 6-22
33.	BUCKNER	45	May 08	at WVU-1	NORTON,A	3	6	1	1-1	5-14	L 6-22
34.	GUM	45	May 08	at WVU-1	NORTON,A	2	8	0	1-1	6-19	L 6-22
35.	GYORKO	46	May 08	at WVU-2	SABATINO,S	1	5	0	0-0	1-2	L 5-6
36.	GRIFFIN	46	May 08	at WVU-2	SABATINO,S	1	6	0	1-2	1-4	L 5-6
37.	BUCKNER	47	May 09	at WVU	MAUST,E	0	3	2	2-0	0-1	L 3-10
38.	RASKY	47	May 09	at WVU-1	MAUST,E	1	4	1	0-0	1-2	L 3-10
39.	FLEISHMAN	49	May 14	Villanova	MAUST	1	5	1	1-1	4-4	L 5-12
40.	FLEISHMAN	49	May 14	Villanova	MILLS	3	6	2	0-1	5-7	L 5-12

* - leadoff homerun

Home Run Breakdown

By Location

at home	15
on road	21
neutral	4

By Pitcher

vs. right	23
vs. left	17
vs. starter	19
vs. reliever	21

By Conference

vs. BIG EAST	34
vs. non BIG EAST	6

By Outs

with no outs	15
with one out	11
with two out	14

By Runners On

solo	15
two-run	17
three-run	5
grand slam	3

By Inning

1st	4
2nd	2
3rd	6
4th	2
5th	8
6th	4
7th	6
8th	5
9th	3
extra innings	0

By Count

ahead in count	15
even in count	12
behind in count	10
full count	4
first pitch	5
two strike	10

By Position In Order

leadoff	4
2nd	6
3rd	8
cleanup	6
5th	1
6th	4
7th	4
8th	2
9th	3

By Time Of Day

day	31
night	9

Irish Off The Bench

Player	AVG	GP	GS	AB	R	H	2B	3B	HR	RBI	TB	SLG%	BB	HBP	SO	GDP	OB%	SF	SH	SB	ATT	PO	A	E	FLD%
12 ASHDOWN, Brayden	.667	3	0	3	0	2	0	0	0	0	2	.667	0	0	0	0	.667	0	0	0	0	0	0	0	.000
1 NORTON, Adam	.600	5	0	5	1	3	1	0	1	4	7	1.400	0	0	0	0	.600	0	0	0	0	1	1	0	1.000
20 MARKSON, Charlie	.500	11	0	8	2	4	1	0	0	3	5	.625	0	0	1	0	.500	0	0	0	0	4	0	0	1.000
5 MILLS, David	.500	1	0	2	1	1	1	0	0	0	2	1.000	0	0	1	0	.500	0	0	0	0	1	1	0	1.000
10 CONNOLLY, Ryan	.500	1	0	2	0	1	0	0	0	0	1	.500	0	0	1	0	.500	0	0	0	0	1	0	0	1.000
14 SCIOSCIA, Matt	.400	17	0	15	0	6	0	0	0	0	6	.400	3	0	3	1	.500	0	0	0	0	3	0	0	1.000
17 BOOCKFORD, Billy	.333	2	0	3	1	1	0	0	0	0	1	.333	0	0	1	0	.333	0	0	0	0	1	3	1	.800
29 INTLEKOFER, Ryne	.333	8	0	3	1	1	0	0	0	0	1	.333	2	0	1	0	.600	0	0	0	0	4	2	0	1.000
38 MARTIN, Casey	.333	4	0	3	0	1	0	0	0	0	1	.333	0	0	1	0	.333	0	0	0	0	2	0	0	1.000
35 DESICO, Frank	.250	3	0	4	1	1	0	0	0	0	1	.250	1	0	1	0	.400	0	0	0	0	1	2	1	.750
44 CASEY, David	.214	15	0	14	1	3	0	0	0	4	3	.214	2	0	4	0	.313	0	0	0	0	0	0	0	.000
15 SHERRY, Greg	.167	10	0	6	0	1	0	0	0	0	1	.167	0	0	2	0	.167	0	0	0	0	2	4	1	.857
8 GROSSO, Matt	.125	10	0	8	1	1	0	0	1	1	4	.500	0	0	3	0	.125	0	0	0	0	0	0	0	.000
2 ROBINSON, Alex	.000	11	0	4	1	0	0	0	0	0	0	.000	1	0	1	0	.200	0	0	0	1	1	1	0	1.000
30 HARFORD, Will	.000	5	0	3	1	0	0	0	0	0	0	.000	1	0	1	0	.250	0	0	0	0	2	0	1	.667
33 ADAMS, Ty	.000	3	0	3	0	0	0	0	0	0	0	.000	1	0	1	0	.250	0	0	0	0	0	0	0	.000
13 PETZOLD, Herman	.000	3	0	3	1	0	0	0	0	0	0	.000	2	0	2	0	.400	0	0	0	0	0	2	0	1.000
41 WARRENDER, Bill	.000	9	0	2	1	0	0	0	0	1	0	.000	2	0	0	0	.400	1	0	0	0	2	0	0	1.000
4 HUDSON, Joe	.000	6	0	1	0	0	0	0	0	0	0	.000	0	0	1	0	.000	0	0	0	0	10	1	0	1.000
45 HUDGINS, Will	.000	1	0	1	0	0	0	0	0	0	0	.000	0	0	0	0	.000	0	0	0	0	0	5	0	1.000
28 MCCONNELL, Camero	.000	2	0	0	0	0	0	0	0	0	0	.000	0	0	0	0	.000	0	1	0	0	1	0	0	1.000
Totals	.280	51	51	93	13	26	3	0	2	13	35	.376	15	0	25	1	.376	1	1	0	1	44	43	11	.888
Opponents	.139	51	51	79	15	11	2	0	0	8	13	.165	5	4	24	1	.222	2	0	1	2	56	29	6	.934

Scouting The Irish Bullpen

Player	ERA	W	L	APP	GS	CG	SHO	CBO	SV	IP	H	R	ER	BB	SO	2B	3B	HR	AB	B/Avg	WP	HBP	BK	SFA	SHA
24 VEERKAMP, Patrick	0.00	0	0	1	0	0	0	0	0	2.0	0	0	0	0	1	0	0	0	6	.000	0	0	0	0	0
7 ISPAS, Dustin	0.00	0	0	1	0	0	0	0	0	1.1	1	4	0	3	1	0	0	0	5	.200	0	0	0	0	0
6 DUPRA, Brian	0.00	0	0	1	0	0	0	0	0	1.0	0	0	0	0	1	0	0	0	3	.000	0	0	0	0	0
19 MILLER, Todd	1.93	1	0	7	0	0	0	0	1	9.1	7	2	2	4	7	0	0	1	32	.219	1	1	0	0	0
52 SABATINO, Steve	2.25	0	0	1	0	0	0	0	0	4.0	2	2	1	3	4	0	0	1	14	.143	0	0	0	0	1
37 JOHNSON, Cole	3.00	1	0	4	0	0	0	0	0	9.0	8	5	3	5	6	2	0	0	32	.250	0	0	0	0	1
5 MILLS, David	3.49	1	1	19	0	0	0	0	2	28.1	30	14	11	3	17	5	0	4	110	.273	1	2	0	1	4
18 MAZUR, Steven	3.86	1	1	20	0	0	0	1	7	25.2	20	12	11	10	29	2	0	1	92	.217	1	3	0	2	2
16 MAUST, Eric	3.86	0	0	3	0	0	0	0	0	4.2	4	2	2	1	2	1	0	0	17	.235	1	1	0	0	0
45 HUDGINS, Will	5.01	4	1	23	0	0	0	0	0	32.1	29	20	18	13	22	7	1	2	121	.240	5	9	1	2	3
1 NORTON, Adam	5.11	0	0	6	0	0	0	0	0	12.1	18	8	7	3	11	7	0	2	56	.321	0	0	0	0	0
43 SPIZZIRRI, Joe	5.19	0	0	6	0	0	0	0	0	8.2	9	5	5	5	4	2	0	0	30	.300	0	0	0	1	0
21 SPANO, Joe	7.59	0	3	23	0	0	0	1	0	21.1	21	20	18	21	20	4	0	1	77	.273	9	1	2	0	7
17 BOOCKFORD, Billy	7.62	1	0	8	0	0	0	0	0	13.0	15	12	11	11	6	6	0	2	48	.313	1	2	0	1	1
23 RICHTER, Ryan	7.71	1	0	11	0	0	0	0	0	28.0	41	28	24	9	18	9	3	5	117	.350	0	4	0	2	1
34 SHARPLEY, Ryan	8.53	0	1	8	0	0	0	1	0	12.2	15	12	12	8	14	2	0	2	51	.294	2	2	0	0	2
Totals	5.27	10	7	51	0	0	1	1	10	213.2	220	146	125	99	163	47	4	21	811	.271	21	25	3	9	22
Opponents	3.48	7	7	51	0	0	3	0	12	178.1	179	109	69	75	134	25	4	14	689	.260	22	17	3	13	16

More On
The Bullpen

Opponent	Date	W-L-S	Pitchers	Inn.	IP	H	R-ER	BB-SO
Mississippi Valley State	2.19	-	Mills/Hudgins/Mazur	6th	3.2	4	2-2	0-3
Mississippi Valley State	2.20	W, S	Richter/Boockford/Spano/Miller	5th	4.2	3	0-0	2-3
Mississippi Valley State	2.21	-	Maust/Spano/Sharpley/Mazur	4th	6.0	3	3-2	1-6
Illinois	2.26	-	Richter/Boockford/Miller/Norton	5th	4.0	8	7-3	2-7
#13 Ohio State	2.27	-	Sharpley/Hudgins/Mazur	4th	5.1	4	2-2	5-3
Penn State	2.28	W	Sabatino/Hudgins/Spano/Miller	5th	6.0	3	3-2	5-5
Harvard	3.6	-	Boockford/Spano	4th	4.1	3	1-1	2-1
Kansas State	3.6	-	Hudgins/Miller	6th	3.1	3	2-2	2-0
Stetson	3.7	S	Mills/Mazur	8th	2.0	1	0-0	0-3
Texas-Pan American	3.9	L	Mills/Spano	5th	4.0	7	4-2	2-4
Texas-Pan American	3.10	-	Richter/Spano/Boockford/Spizzirri	3rd	5.1	4	6-5	6-7
Bradley	3.11	W	Hudgins	7th	2.2	0	0-0	0-4
Pacific	3.12	-	Spizzirri/Sharpley/Spano	7th	3.0	4	1-1	0-2
Gonzaga	3.13	S	Spano/Mazur	8th	2.0	1	0-0	1-2
Pacific	3.14	L	Spano	7th	2.2	1	1-1	1-2
Michigan State-1	3.20	-	Spizzirri/Hudgins	6th	4.0	5	4-4	4-1
Michigan State-2	3.20	L	Spano/Mazur	7th	2.2	4	3-3	3-1
Michigan State	3.21	-	Mills	7th	3.0	2	0-0	2-2
Ball State	3.23	W	Richter/Boockford	3rd	6.1	6	3-3	2-5
UIC	3.24	-	Ispas/Spizzirri/Hudgins/Norton/Spano	3rd	6.2	6	5-1	4-4
USF	3.26	-	Spano/Hudgins	7th	2.0	1	1-1	2-2
USF-1	3.27	-	Mills	7th	2.0	2	0-0	1-1
USF-2	3.27	-	Boockford/Richter/Mazur	2nd	6.1	6	3-3	3-6
Georgetown	4.1	L	Spano/Mazur	8th	1.1	3	1-1	0-0
Georgetown	4.2	-	Hudgins/Mills	6th	3.1	4	2-2	1-1
Georgetown	4.3	-	Richter/Sharpley/Spano/Boockford	2nd	6.2	8	5-4	3-3
Oakland	4.6	S	Mills/Spano/Mazur	5th	5.0	8	4-3	0-4
Rutgers	4.9	WS	Mills/Hudgins/Spano/Mazur	5th	5.0	4	2-2	1-2
Rutgers	4.10	-	Boockford/Richter/Sharpley	3rd	6.1	19	17-17	1-5
Rutgers	4.11	L	Mazur/Hudgins/Spano	9th	3.0	5	3-3	1-4
Chicago State	4.13	WS	Hudgins/Mills	5th	4.2	4	1-1	1-2
Seton Hall	4.16	W	Mills/Mazur	7th	4.0	4	0-0	1-5
Seton Hall	4.17	S	Hudgins/Spano/Mills	7th	2.2	0	0-0	2-3
Seton Hall	4.18	W	Mills/Hudgins	7th	3.0	1	0-0	0-3
Michigan	4.20	-	Dupra/Sharpley/Hudgins	5th	4.0	2	0-0	1-6
Michigan	4.21	-	Norton/Mills/Maust/Spano	1st	8.1	10	9-9	7-4
			Spizzirri/Veerkamp					
Cincinnati	4.23	S	Mills/Hudgins/Mazur	8th	1.2	1	0-0	0-1
Cincinnati-1	4.24	L	Mills/Hudgins/Mazur	6th	3.1	5	4-4	2-3
Cincinnati-2	4.24	W	Richter/Hudgins	6th	4.0	4	4-2	2-1
Toledo	4.27	-	Sharpley/Spano/Mazur	2nd	7.1	4	0-0	1-9
Valparaiso	4.28	-	Richter/Maust/Norton/Mills/Hudgins	3rd	7.0	4	1-1	0-5
St. John's	4.30	-	Norton	9th	1.0	1	0-0	0-2
St. John's	5.1	-	Johnson/Spano/Miller	3rd	6.2	6	2-2	3-2
St. John's	5.2	-	Mills/Hudgins/Mazur	5th	5.0	7	4-4	3-1
West Virginia-1	5.8	-	Richter/Spano/Norton	2nd	7.0	13	15-14	7-6
West Virginia-2	5.8	-	Johnson	7th	2.0	1	0-0	0-2
West Virginia	5.9	-	Mills/Hudgins/Mazur	7th	1.2	4	6-6	3-0
Central Michigan	5.12	L	Miller/Richter/Sharpley/Johnson/ Spano/Spizzirri/Hudgins/Mazur	3rd	7.0	10	12-10	7-6
Villanova	5.14	-	Mills/Miller	6th	2.2	4	3-2	0-2
Villanova	5.15	W, S	Johnson/Mazur	7th	4.2	2	0-0	2-2
Villanova	5.16	S	Hudgins/Mazur	6th	3.1	1	0-0	0-5
Totals		9-7, 8 S			213.2	220	146-124	99-163

Hold & Save Opportunities

Date	Opponent	Pitcher	Result	Inning	ND Lead	Situation	Pitcher's Line	Outcome	Decision
2.20	Mississippi Valley State	Richter	H 1	5th	4-3	1 on, 1 out	0.2 IP; 0 H, 0 R, 0 ER, 0 BB, 0 K	Won, 8-3	Boockford (1-0)
2.20	Mississippi Valley State	Spano	H 1	7th	5-3	1 on, 2 out	0.1 IP; 0 H, 0 R, 0 ER, 0 BB, 0 K	Won, 8-3	Boockford (1-0)
2.20	Mississippi Valley State	Miller	S 1	8th	5-3	0 on, 0 out	2.0 IP; 3 H, 0 R, 0 ER, 1 BB, 2 K	Won, 8-3	Boockford (1-0)
2.28	Penn State	Hudgins	BS 1	9th	8-7	0 on, 0 out	0.1 IP; 1 H, 1 R, 1 ER, 0 BB, 0 K	Won, 9-8 (10)	Miller (1-0)
3.7	Stetson	Mills	H 1	8th	3-2	0 on, 0 out	1.0, 0 H, 0 R, 0 ER, 0 BB, 0 K	Won, 4-2	Dupra (1-1)
3.7	Stetson	Mazur	S 1	9th	4-2	0 on, 0 out	1.0, 1 H, 0 R, 0 ER, 0 BB, 2 K	Won, 4-2	Dupra (1-1)
3.13	Gonzaga	Spano	H 2	8th	6-2	1 on, 0 out	0.0 IP; 0 H, 0 R, 0 ER, 1 BB, 0 K	Won, 6-3	Dupra (2-1)
3.13	Gonzaga	Mazur	S 2	9th	6-3	2 on, 0 out	2.0 IP; 1 H, 0 R, 0 ER, 0 BB, 2 K	Won, 6-3	Dupra (2-1)
3.20	Michigan State-2	Mazur	BS 1	7th	4-3	2 on, 1 out	2.2 IP; 3 H, 2 R, 2 ER, 3 BB, 1 K	Lost, 4-7	Spano (0-2)
4.6	Oakland	Mazur	S 3	7th	8-5	2 on, 2 out	2.1 IP; 2 H, 1 R, 1 ER, 0 BB, 3 K	Won, 13-6	Norton (1-0)
4.9	Rutgers	Spano	H 3	9th	9-8	1 on, 0 out	0.1 IP; 0 H, 0 R, 0 ER, 0 BB, 0 K	Won, 9-8	Mills (1-1)
4.9	Rutgers	Mazur	S 4	9th	9-8	1 on, 1 out	0.2 IP; 0 H, 0 R, 0 ER, 1 BB, 1 K	Won, 9-8	Mills (1-1)
4.11	Rutgers	Mazur	BS 2	9th	6-5	0 on, 0 out	2.0 IP; 3 H, 1 R, 1 ER, 0 BB, 3 K	Lost, 6-8 (11)	Hudgins (1-1)
4.13	Chicago State	Mills	S 1	9th	6-4	2 on, 2 out	0.1 IP; 0 H, 0 R, 0 ER, 0 BB, 0 K	Won, 6-4	Hudgins (2-1)
4.17	Seton Hall	Hudgins	H 1	7th	2-1	2 on, 1 out	0.2 IP; 0 H, 0 R, 0 ER, 0 BB, 0 K	Won, 2-1	Sabatino (3-4)
4.17	Seton Hall	Spano	H 4	8th	2-1	0 on, 0 out	0.2 IP; 0 H, 0 R, 0 ER, 2 BB, 1 K	Won, 2-1	Sabatino (3-4)
4.17	Seton Hall	Mills	S 2	8th	2-1	2 on, 2 out	1.1 IP; 0 H, 0 R, 0 ER, 0 BB, 2 K	Won, 2-1	Sabatino (3-4)
4.23	Cincinnati	Mills	H 2	8th	3-1	1 on, 1 out	0.1 IP; 0 H, 0 R, 0 ER, 0 BB, 0 K	Won, 5-2	Dupra (3-2)
4.23	Cincinnati	Hudgins	H 2	8th	3-1	1 on, 2 out	0.1 IP; 1 H, 0 R, 0 ER, 0 BB, 0 K	Won, 5-2	Dupra (3-2)
4.23	Cincinnati	Mazur	S 5	9th	5-2	0 on, 0 out	1.0 IP; 0 H, 0 R, 0 ER, 0 BB, 1 K	Won, 5-2	Dupra (3-2)
4.24	Cincinnati-1	Mills	H 3	6th	2-1	1 on, 2 out	1.2 IP; 1 H, 0 R, 0 ER, 0 BB, 1 K	Lost, 4-5	Mazur (1-1)
4.24	Cincinnati-1	Hudgins	H 3	8th	2-1	1 on, 1 out	1.0 IP; 2 H, 2 R, 2 ER, 0 BB, 2 K	Lost, 4-5	Mazur (1-1)
4.24	Cincinnati-1	Mazur	BS 3	9th	3-1	2 on, 1 out	0.2 IP; 2 H, 2 R, 2 ER, 2 BB, 0 K	Lost, 4-5	Mazur (1-1)
4.24	Cincinnati-2	Hudgins	BS 2	8th	4-2	0 on, 1 out	1.2 IP; 0 H, 2 R, 0 ER, 1 BB, 1 K	Won, 5-4	Hudgins (4-1)
4.27	Toledo	Sharpley	H 1	2nd	2-0	1 on, 2 out	3.1 IP; 2 H, 0 R, 0 ER, 1 BB, 2 K	Won, 9-0	Johnson (2-3)
5.12	Central Michigan	Miller	H 1	3rd	1-0	0 on, 0 out	1.0 IP; 0 H, 0 R, 0 ER, 0 BB, 0 K	Lost, 2-12	Sharpley (0-1)
5.12	Central Michigan	Richter	BS 1	4th	1-0	0 on, 0 out	1.0 IP; 3 H, 1 R, 1 ER, 0 BB, 0 K	Lost, 2-12	Sharpley (0-1)
5.12	Central Michigan	Sharpley	H 2	5th	2-1	0 on, 0 out	0.1 IP; 0 H, 3 R, 3 ER, 3 BB, 0 K	Lost, 2-12	Sharpley (0-1)
5.12	Central Michigan	Johnson	BS 1	5th	2-1	3 on, 0 out	0.2 IP; 2 H, 3 R, 1 ER, 2 BB, 1 K	Lost, 2-12	Sharpley (0-1)
5.15	Villanova	Mazur	S 6	11th	3-2	0 on, 0 out	1.0 IP; 0 H, 0 R, 0 ER, 1 BB, 0 K	Won, 3-2 (11)	Johnson (3-3)
5.16	Villanova	Hudgins	H 4	6th	3-1	2 on, 2 out	2.2 IP; 1 H, 0 R, 0 ER, 0 BB, 4 K	Won, 4-1	Maust (1-5)

Team Save Conversion: 10-for-17 (Mazur 7-for-10, Miller 1-for-1, Mills 2-for-2, Hudgins 0-for-2, Richter 0-for-1, Johnson 0-for-1)

Team Holds: 15 (Spano 4, Hudgins 4, Mills 3, Richter 1, Sharpley 2, Miller 1)

Inherited Runners/ Scored Breakdown												
Opponent	Date	#17 BOOCKFORD,B	#45 HUDGINS,W	#37 JOHNSON,C	#18 MAZUR,S	#19 MILLER,T	#5 MILLS,D	#1 NORTON,A	#23 RICHTER,R	#34 SHARPLEY,R	#21 SPANO,J	#43 SPIZZIRRI,J
MVSU	Feb 19		0-0	Start	0-0		2-2					
MVSU	Feb 20	0-0				0-0			1-0		1-0	
MVSU	Feb 21				0-0					0-0	0-0	
ILL	Feb 26	1-1		Start		0-0		0-0	2-2			
OSU	Feb 27		2-0		0-0					1-0		
PSU	Feb 28		0-0			1-0					1-0	
HARV	Mar 06	1-0		Start							1-0	
KS	Mar 06		1-0			1-0						
STET	Mar 07				0-0		0-0					
UTPA	Mar 09						2-2				0-0	
UTPA	Mar 10	0-0							1-0		0-0	2-0
BU	Mar 11		1-1									
PACIFIC	Mar 12			Start						0-0	1-0	0-0
GON	Mar 13				2-1						1-0	
PACIFIC	Mar 14										1-0	
MSU	Mar 20		0-0									2-1
MSU	Mar 20				2-2						2-1	
MSU	Mar 21						0-0					
BSU	Mar 23	0-0							3-0	Start		
UIC	Mar 24		0-0					0-0			0-0	3-2
USF	Mar 26		0-0								0-0	
USF	Mar 27						2-1					
USF	Mar 27	1-0			0-0				2-0			
GU	Apr 01				1-1						0-0	
GU	Apr 02		1-0				0-0					
GU	Apr 03	2-0							1-1	0-0	1-1	
OU	Apr 06				2-0		0-0	Start			0-0	
RUTGERS	Apr 09		0-0		1-0		2-1				1-0	
RUTGERS	Apr 10	0-0							0-0	0-0		
RUTGERS	Apr 11		0-0		0-0						1-1	
CHIST	Apr 13		2-0				2-0	Start				
SHU	Apr 16				2-0		0-0					
SHU	Apr 17		2-0				2-0				0-0	
SHU	Apr 18		2-0				1-0					
MICH	Apr 20		0-0						Start	0-0		
MICH	Apr 21						0-0	1-1			1-0	2-2
CIN	Apr 23		1-1		0-0		1-0					
CIN	Apr 24		1-0		2-2		1-0					
CIN	Apr 24		0-0						0-0			
TOLEDO	Apr 27			Start	0-0					1-0	0-0	
VALPO	Apr 28		0-0			Start	0-0	0-0	0-0			
STJ	Apr 30							0-0				
STJ	May 01			0-0		0-0					0-0	
STJ	May 02		0-0		3-0		0-0					
WVU	May 08							3-3	0-0		2-2	
WVU	May 08			0-0								
WVU	May 09		2-0		2-2		2-0					
CMU	May 12		0-0	3-3	0-0	0-0	Start		0-0	0-0	0-0	3-2
VU	May 14					2-0	2-2					
VU	May 15			1-0	0-0							
VU	May 16		2-0		3-0							
Totals	111/41	5-1	17-2	4-3	20-8	4-0	19-8	4-4	10-3	2-0	14-5	12-7

**Relief Pitchers Career
Game-by-Game**

Billy Boockford • RHP • Sr. • #17

2010 Opp	S/R	W/L	IP	H	R-ER	BB-SO
2.20 MVSU	R	W	1.2	0	0-0	1-1
2.26 Illinois	R	-	1.2	2	2-1	1-2
3.6 Harvard	R	-	3.1	3	1-1	2-1
3.10 UTPA	R	-	0.2	2	3-3	3-0
3.23 Ball State	R	-	2.0	0	0-0	1-1
3.27 USF-2	R	-	2.0	4	3-3	2-1
4.3 Georgetown	R	-	0.1	0	0-0	0-0
4.10 Rutgers	R	-	1.1	4	3-3	1-0
Totals	0/8	1-0	13.0	15	12-11	11-6

2009 Opp	S/R	W/L	IP	H	R-ER	BB-SO
3.28 Pitt	R	-	1.0	0	0-0	0-0
Totals	0/1	-	1.0	0	0-0	0-0

Will Hudgins • RHP • So. • #45

2010 Opp	S/R	W/L	IP	H	R-ER	BB-SO
2.19 MVSU	R	-	2.0	1	0-0	0-2
2.27 Ohio State	R	-	2.0	2	1-1	1-1
2.28 Penn State	R	-	0.1	1	1-1	0-0
3.6 Kansas State	R	-	1.2	1	1-1	2-0
3.11 Bradley	R	W	2.2	0	0-0	0-4
3.20 MSU-1	R	-	1.0	2	3-3	2-1
3.24 UIC	R	-	1.0	0	0-0	0-0
3.26 USF	R	-	1.0	1	1-1	0-0
4.2 Georgetown	R	-	2.1	3	1-1	1-1
4.9 Rutgers	R	-	0.0	1	0-0	0-0
4.11 Rutgers	R	L	0.1	2	2-2	0-0
4.13 Chicago St.	R	W	4.1	4	1-1	1-2
4.17 Seton Hall	R	-	0.2	0	0-0	0-0
4.18 Seton Hall	R	W	1.1	0	0-0	0-1
4.20 Michigan	R	-	1.0	0	0-0	0-1
4.23 Cincinnati	R	-	0.1	1	0-0	0-0
4.24 Cincinnati-1	R	-	1.0	2	2-2	0-2
4.24 Cincinnati-2	R	W	1.2	0	2-0	1-1
4.28 Hudgins	R	-	1.0	1	1-1	0-1
5.2 St. John's	R	-	2.2	4	2-2	3-0
5.9 WVU-2	R	-	0.1	1	2-2	2-0
5.12 CMU	R	-	1.0	1	0-0	0-1
5.16 Villanova	R	-	2.2	1	0-0	0-4
Totals	0/23	4-1	32.1	29	20-18	13-22

2009 Opp	S/R	W/L	IP	H	R-ER	BB-SO
2.22 Purdue	R	-	1.1	0	0-0	0-0
2.28 Dayton	R	-	1.0	1	0-0	0-1
3.1 Creighton	R	-	0.1	2	0-0	1-0
3.10 Grambling	R	-	1.2	2	0-0	0-0
3.14 Trinity	R	-	0.2	3	2-2	1-1
3.17 BSU	R	W	2.1	0	0-0	1-1
3.21 Seton Hall	R	-	2.1	2	1-1	2-2
3.28 Pitt	R	-	2.2	3	4-4	2-2
4.9 Cinci	R	-	0.1	1	0-0	0-0
4.24 Louisville	R	-	1.0	1	0-0	1-0
4.25 Louisville	R	S	1.2	1	0-0	1-2
4.26 Louisville	R	S	1.0	0	0-0	1-0
5.2 UConn	R	-	0.2	1	1-1	1-0
5.3 UConn	R	-	0.1	1	2-2	1-0
5.10 USF	R	-	0.1	0	0-0	0-0
5.12 W. Michigan	R	-	1.0	1	0-0	1-0
5.16 St. John's	R	-	1.0	0	0-0	0-0
5.22 St. John's	R	W	4.0	2	0-0	0-0

5.23 Louisville	R	S	1.0	2	0-0	0-0
Totals	0/19	2-0,3S	24.2	23	10-10	13-9

Dustin Ispas • LHP • So. • #7

2010 Opp	S/R	W/L	IP	H	R-ER	BB-SO
3.24 UIC	R	-	1.1	1	4-0	3-1
Totals	0/1	-	1.1	1	4-0	3-1

2009 Opp	S/R	W/L	IP	H	R-ER	BB-SO
3.1 Creighton	R	-	0.2	0	0-0	0-1
3.10 Grambling	S	-	6.0	2	1-0	4-3
3.17 BSU	S	-	5.2	6	4-4	2-5
3.24 CMU	S	-	2.0	6	6-0	1-3
3.28 Pitt	S	L	2.1	6	5-5	2-2
4.17 West Va.	R	-	1.2	3	6-2	2-0
4.29 BGSU	R	-	0.2	1	3-3	3-0
Totals	4/3	0-1	19.0	24	25-14	14-14

Cole Johnson • RHP • Jr. • #37

2010 Opp	S/R	W/L	IP	H	R-ER	BB-SO
2.19 MVSU	S	W	5.1	5	2-2	0-2
2.26 Illinois	S	L	4.0	9	4-4	4-4
3.6 Harvard	S	L	3.2	10	8-8	1-1
3.12 Pacific	S	L	6.0	8	7-6	1-2
4.27 Toledo	S	W	1.2	2	0-0	0-3
5.1 St. John's	R	-	2.2	3	2-2	2-1
5.8 WVU-2	R	-	2.0	1	0-0	0-2
5.12 CMU	R	-	0.2	2	3-1	2-1
5.15 Villanova	R	W	3.2	2	0-0	1-2
Totals	5/4	3-3	29.2	42	26-23	11-18

2009 Opp	S/R	W/L	IP	H	R-ER	BB-SO
2.21 Illinois	R	W	3.0	2	1-1	1-2
2.27 Gonzaga	S	-	4.0	2	2-2	2-3
3.6 ORU	S	-	6.0	1	0-0	4-7
3.12 Illinois St.	S	-	7.0	5	2-2	5-3
3.20 Seton Hall	S	W	7.0	5	4-4	2-6
3.27 Pitt	S	W	9.0	7	4-2	2-4
4.3 Villanova	S	W	9.0	7	1-1	1-5
4.9 Cinci	S	-	9.2	8	2-2	3-5
4.17 West Va.	S	L	5.0	10	11-11	3-3
4.24 Louisville	S	-	6.0	10	6-5	2-2
5.1 UConn	S	L	7.0	10	7-5	2-5
5.8 USF	S	W	6.2	10	5-5	0-6
5.14 St. John's	S	W	7.0	2	1-1	6-7
5.19 St. John's	S	W	6.0	4	3-2	2-6
5.23 Louisville	S	L	2.1	4	4-4	1-1
Totals	14/1	7-3	94.2	87	53-47	36-64

2008 Opp	S/R	W/L	IP	H	R-ER	BB-SO
3.4 Maine	R	-	1.2	8	6-6	0-1
3.14 Buffalo	R	-	1.0	0	0-0	0-3
3.16 UTPA	R	L	1.0	4	3-3	0-2
3.25 Ball State	R	-	2.0	1	0-0	0-1
3.30 Cincinnati	R	-	5.1	6	0-0	2-1
4.5 Rutgers	R	W	4.1	5	1-1	3-3
4.15 Toledo	S	W	5.0	3	1-0	0-3
4.19 WVU	R	-	4.0	7	4-4	1-2
4.29 MSVS	R	-	2.0	1	0-0	0-3
5.2 UConn	R	L	2.0	1	1-1	0-1
5.10 Pittsburgh	R	-	2.2	1	0-0	0-2
5.17 USF	S	-	4.2	9	6-6	2-6
Totals	2/10	2-2	35.2	46	22-21	8-28

Steven Mazur • RHP • Sr. • #18

2010 Opp	S/R	W/L	IP	H	R-ER	BB-SO
2.19 MVSU	R	-	1.0	0	0-0	0-1
2.21 MVSU	R	-	1.0	0	1-0	0-1
2.27 Ohio State	R	-	2.0	2	1-1	1-2
3.7 Stetson	R	S	1.0	1	0-0	0-2
3.13 Gonzaga	R	S	2.0	1	0-0	0-2
3.20 MSU-2	R	-	2.2	3	2-2	3-1
3.27 USF-2	R	-	1.0	0	0-0	0-1
4.1 Georgetown	R	-	0.0	1	0-0	0-0
4.6 Oakland	R	S	2.1	2	1-1	0-3
4.9 Rutgers	R	S	0.2	0	0-0	1-1
4.11 Rutgers	R	-	2.0	3	1-1	0-3
4.16 Seton Hall	R	W	2.1	1	0-0	1-4
4.23 Cincinnati	R	S	1.0	0	0-0	0-1
4.24 Cincinnati-1	R	L	0.2	2	2-2	2-0
4.27 Toledo	R	-	1.0	0	0-0	0-2
5.2 St. John's	R	-	1.1	1	0-0	0-1
5.9 WVU-2	R	-	1.0	3	4-4	1-0
5.12 CMU	R	-	1.0	0	0-0	0-3
5.15 Villanova	R	S	1.0	0	0-0	1-0
5.16 Villanova	R	S	0.2	0	0-0	0-1
Totals	0/20	1-1,7S	25.2	20	12-11	10-29

2009 Opp	S/R	W/L	IP	H	R-ER	BB-SO
2.21 Illinois	R	-	1.0	0	0-0	0-2
2.22 Purdue	R	W	2.0	0	0-0	1-1
3.1 Creighton	R	L	2.2	6	4-4	0-3
3.6 ORU	R	S	1.0	0	0-0	0-2
3.8 Wash. St.	R	-	1.0	0	0-0	0-1
3.10 Grambling	R	W	1.0	2	1-1	1-2
3.15 UTPA-1	R	-	1.0	5	3-3	0-0
3.17 BSU	R	S	1.0	1	0-0	0-2
3.22 Seton Hall	R	-	1.0	2	1-0	0-1
3.25 Oakland	R	-	1.1	1	0-0	0-1
3.28 Pitt	R	-	2.0	4	6-4	2-0
4.11 Cinci-2	R	-	0.2	0	0-0	0-1
4.15 Northwestern	R	-	1.0	1	2-2	1-1
4.22 Michigan-1	R	-	1.0	0	0-0	0-1
4.24 Louisville	R	L	1.0	3	2-2	1-0
4.28 UIC	R	-	2.1	6	5-5	0-3
5.10 USF	R	-	0.1	0	0-0	0-1
5.12 Illinois State	R	-	1.0	4	4-4	1-0
Totals	0/18	2-2,2S	22.1	35	28-24	7-22

2008 Opp	S/R	W/L	IP	H	R-ER	BB-SO
2.22 Liberty	R	-	2.0	0	0-0	0-0
2.24 Albany	R	-	0.1	1	1-1	0-0
3.2 St. Bon.	R	-	0.2	1	0-0	0-1
3.4 Maine	R	-	1.1	0	0-0	0-2
3.8 USA	R	-	1.2	0	0-0	1-1
3.14 Buffalo	R	-	1.0	0	0-0	0-1
3.16 UTPA	R	-	1.1	2	2-2	0-1
3.26 UWM	R	-	1.0	2	0-0	0-2
3.29 Cincinnati	R	-	1.2	2	1-1	0-4
4.4 Rutgers	R	-	0.1	1	0-0	1-0
4.8 Valpo	R	-	0.1	0	1-1	1-0
4.9 Manchester	R	-	2.0	2	2-1	2-2
4.16 NIU	R	W	2.0	1	0-0	0-2
4.20 WVU	R	-	0.1	0	0-0	1-0
4.23 IPFW	R	-	1.0	1	0-0	0-1

Relief Pitchers Career
Game-by-Game

4.25	SJU	R	-	1.1	3	4-4	0-3
5.9	Pittsburgh	R	-	0.2	1	1-0	0-0
5.13	Michigan	R	-	1.0	0	0-0	0-2
5.16	USF	R	-	2.1	0	0-0	0-3
5.21	WVU	R	-	1.1	1	1-1	0-0
Totals	0/20	1-0		23.2	18	13-11	6-25

2007 Opp	S/R	W/L	IP	H	R-ER	BB-SO	
2.17	PVA&M	R	-	1.0	2	2-1	0-1
3.11	Duquesne	R	-	1.0	0	0-0	1-0
3.21	W. Michigan	R	-	0.0	3	4-3	1-0
Totals	0/3	-	2.0	5	6-4	2-1	

Todd Miller • RHP • Jr. • #19

2010 Opp	S/R	W/L	IP	H	R-ER	BB-SO	
2.20	MVSU	R	S	2.0	3	0-0	1-2
2.26	Illinois	R	-	1.0	1	1-1	1-3
2.28	Penn State	R	W	1.1	0	0-0	2-1
3.6	Kansas State	R	-	1.2	2	1-1	0-0
4.28	Valparaiso	S	W	2.0	1	0-0	1-0
5.1	St. John's	R	-	1.0	0	0-0	0-0
5.12	CMU	R	-	1.0	0	0-0	0-0
5.14	Villanova	R	-	1.1	1	0-0	0-1
Totals	1/7	2-0,15	11.1	8	2-2	5-7	

2009 Opp

S/R	W/L	IP	H	R-ER	BB-SO		
2.20	Ohio State	R	-	1.2	0	0-0	1-2
2.22	Purdue	R	-	1.2	2	1-1	0-0
2.27	Gonzaga	R	L	4.0	4	3-3	1-3
3.6	ORU	R	W	2.0	3	1-1	1-1
3.8	Wash. St.	R	-	0.2	0	0-0	0-0
3.12	Illinois St.	R	L	2.0	2	1-1	1-0
3.14	Trinity	R	-	1.0	1	3-3	3-0
3.20	Seton Hall	R	-	2.0	0	0-0	0-1
3.22	Seton Hall	R	-	1.0	6	4-4	0-0
4.1	Toledo	S	-	2.0	4	3-3	0-0
4.15	Northwestern	R	-	2.1	3	1-1	0-0
4.22	Michigan-2	R	S	2.0	0	0-0	1-3
4.26	Louisville	R	-	0.2	4	2-2	0-0
4.29	BGSU	R	S	3.1	3	0-0	0-4
5.8	USF	R	S	2.1	1	0-0	0-3
5.11	W. Michigan	R	S	1.2	2	0-0	0-0
5.14	St. John's	R	-	2.0	3	0-0	0-3
5.19	St. John's	R	S	3.0	6	2-2	0-1
5.22	St. John's	R	-	1.1	2	1-1	0-0
Totals	1/18	1-2,55	36.2	46	22-22	8-21	

2008 Opp

S/R	W/L	IP	H	R-ER	BB-SO		
3.2	BC	R	-	1.0	1	1-1	0-2
3.7	A&M CC	R	-	1.0	0	0-0	0-0
3.20	Georgetown	R	-	2.0	3	0-0	0-1
4.8	Valpo	R	-	3.1	1	0-0	2-1
4.13	Villanova	R	-	1.0	0	0-0	0-0
4.19	WVU	R	-	1.0	3	3-3	1-0
4.25	SJU	R	-	1.0	0	0-0	0-2
5.12	WMU	R	-	3.2	0	0-0	0-3
5.16	USF	R	-	4.1	3	1-1	1-4
Totals	0/9	-	18.1	11	5-5	4-13	

David Mills • LHP • Sr. • #5

2010 Opp	S/R	W/L	IP	H	R-ER	BB-SO	
2.19	MVSU	R	-	0.2	3	2-2	0-0

3.7	Kansas State	R	-	1.0	0	0-0	0-1
3.9	UTPA	R	L	3.0	5	3-1	0-3
3.21	MSU	R	-	3.0	2	0-0	2-2
3.27	USF-1	R	-	2.0	2	0-0	1-1
4.2	Georgetown	R	-	1.0	1	1-1	0-0
4.6	Oakland	R	-	2.0	3	1-1	0-1
4.9	Rutgers	R	W	4.0	3	2-2	0-1
4.13	Chicago St.	R	S	0.1	0	0-0	0-0
4.16	Seton Hall	R	-	1.2	3	0-0	0-1
4.17	Seton Hall	R	S	1.1	0	0-0	0-2
4.18	Seton Hall	R	-	1.2	1	0-0	0-0
4.20	Michigan	R	-	1.0	1	0-0	0-0
4.23	Cincinnati	R	-	0.1	0	0-0	0-0
4.24	Cincinnati-1	R	-	1.2	1	0-0	0-1
4.28	Valparaiso	R	-	1.0	0	0-0	0-1
5.2	St. John's	R	-	1.0	2	2-2	0-0
5.9	WVU-2	R	-	0.1	0	0-0	0-0
5.12	CMU	S	-	2.0	1	0-0	0-2
5.14	Villanova	R	-	1.1	3	3-2	0-1
Totals	1/20	1-1,25	30.1	31	14-11	3-19	

2009 Opp

S/R	W/L	IP	H	R-ER	BB-SO		
2.22	Purdue	R	-	1.1	2	1-0	1-1
2.28	Dayton	R	-	1.2	1	0-0	0-1
3.8	Wash. St.	R	-	0.1	0	0-0	0-0
3.14	Trinity	R	W	2.0	0	0-0	1-2
3.18	Valparaiso	R	-	0.2	0	0-0	0-0
3.22	Seton Hall	R	-	2.2	3	1-1	1-2
4.9	Cinci	R	-	0.1	0	0-0	0-1
4.15	Northwestern	R	-	2.0	1	0-0	0-1
4.26	Louisville	R	-	2.1	5	5-5	0-0
5.2	UConn	R	-	3.0	3	1-1	1-2
5.10	USF	R	L	0.2	2	1-1	0-0
5.12	Illinois State	R	W	3.0	2	2-2	0-4
5.15	St. John's	R	S	3.0	7	3-2	0-2
5.20	Louisville	R	-	3.0	3	1-1	0-0
5.23	Louisville	R	-	1.2	2	1-1	0-2
Totals	0/15	2-1,5	27.2	32	16-14	4-18	

2008 Opp

S/R	W/L	IP	H	R-ER	BB-SO		
2.24	Albany	R	-	0.1	1	0-0	1-0
3.4	Maine	R	-	0.1	0	0-0	0-1
3.6	Lehigh	R	-	0.1	0	0-0	0-0
3.9	Arizona	R	-	2.0	4	2-2	0-1
4.4	Rutgers	R	-	0.1	0	0-0	0-1
4.8	Valpo	R	-	0.0	1	0-0	0-0
4.20	WVU	R	-	0.2	0	0-0	0-2
4.27	SJU	R	-	0.0	1	0-0	0-0
5.2	UConn	R	-	0.0	1	1-1	1-0
5.4	UConn	R	-	0.0	1	0-0	0-0
5.9	Pittsburgh	R	W	0.1	0	0-0	0-0
Totals	0/11	1-0	4.1	9	3-3	2-5	

2007 Opp

S/R	W/L	IP	H	R-ER	BB-SO		
3.12	Webber Intl.	R	-	2.0	3	1-1	1-0
3.15	NY Tech	R	-	1.0	0	0-0	0-0
3.21	W. Michigan	R	-	1.0	1	1-1	0-1
3.24	USF	R	-	0.0	0	2-2	3-0
4.10	IPFW	R	-	1.0	2	0-0	0-0
4.24	Ball State	R	-	1.0	1	0-0	0-0

4.28	Rutgers	R	-	0.1	3	2-2	0-1
Totals	0/7	-	6.1	10	6-6	4-2	

Adam Norton • RHP • Fr. • #1

2010 Opp	S/R	W/L	IP	H	R-ER	BB-SO	
2.26	Illinois	R	-	1.0	3	1-1	0-2
3.24	UIC	R	-	2.0	3	1-1	0-2
3.6	Oakland	S	W	4.0	5	2-2	0-6
3.14	Chicago St.	S	-	4.1	6	3-3	2-1
4.20	Michigan	R	-	3.1	4	1-1	2-1
4.28	Valparaiso	R	-	2.0	1	0-0	0-1
4.30	St. John's	R	-	1.0	1	0-0	0-2
5.8	WVU-1	R	-	3.0	6	5-4	1-3
Totals	2/6	1-0	20.2	29	13-12	5-18	

Ryan Richter • LHP • So. • #23

2010 Opp	S/R	W/L	IP	H	R-ER	BB-SO	
2.20	MVSU	R	-	0.2	0	0-0	0-0
2.26	Illinois	R	-	0.1	2	3-0	0-0
3.10	UTPA	R	-	3.1	2	2-2	1-4
3.23	Ball State	R	W	4.1	6	3-3	1-4
3.27	USF-2	R	-	3.1	2	0-0	1-4
4.3	Georgetown	R	-	4.2	5	3-2	2-2
4.10	Rutgers	R	-	3.0	11	10-10	0-2
4.20	Michigan	S	L	4.0	5	3-3	1-3
4.24	Cincinnati-2	R	-	2.1	4	2-2	1-0
4.28	Valparaiso	R	-	2.0	1	0-0	0-1
5.8	WVU-1	R	-	3.0	5	4-4	3-1
5.12	CMU	R	-	1.0	3	1-1	0-0
Totals	1/11	1-1	32.0	46	31-27	10-21	

2009 Opp

S/R	W/L	IP	H	R-ER	BB-SO		
3.7	#7 Rice	R	-	1.0	0	0-0	0-1
3.11	Grambling	R	-	3.0	4	2-1	0-1
3.18	Valparaiso	R	W	2.0	1	1-0	2-0
3.24	CMU	R	W	3.0	2	0-0	2-4
4.1	Toledo	R	W	4.0	3	1-1	1-4
4.11	Cinci-2	R	-	1.0	0	0-0	0-0
4.15	Northwestern	S	L	3.2	6	2-2	3-6
4.22	Michigan-2	S	W	5.0	5	3-3	3-1
4.26	Louisville	R	W	3.0	0	0-0	3-1
5.1	UConn	R	-	2.0	1	1-1	0-1
5.10	USF	R	-	0.1	0	0-0	0-0
5.12	Illinois State	R	-	2.0	1	1-1	1-0
5.20	Louisville	S	-	0.1	4	7-4	2-0
Totals	3/10	5-1	30.1	28	18-13	17-19	

Ryan Sharpley • RHP • Jr. • #34

2010 Opp	S/R	W/L	IP	H	R-ER	BB-SO	
2.21	MVSU	R	-	1.0	2	2-2	0-2
2.27	Ohio State	R	-	1.1	0	0-0	3-0
3.12	Pacific	R	-	1.2	3	1-1	0-2
3.23	Ball State	S	-	2.2	3	2-2	5-2
4.3	Georgetown	R	-	1.0	2	2-2	0-1
4.10	Rutgers	R	-	2.0	4	4-4	0-3
4.20	Michigan	R	-	2.0	2	0-0	1-4
4.27	Toledo	R	-	3.1	2	0-0	1-2
5.12	CMU	R	L	0.1	0	3-3	3-0
Totals	1/8	0-1	15.1	18	14-14	13-16	

Joe Spano • LHP • So. • #21

2010 Opp	S/R	W/L	IP	H	R-ER	BB-SO	
2.20	MVSU	R	-	0.1	0	0-0	0-0
2.21	MVSU	R	-	1.0	0	0-0	0-0
2.28	Penn State	R	-	0.1	0	0-0	0-0
3.6	Harvard	R	-	1.0	0	0-0	0-0



**Relief Pitchers Career
Game-by-Game**

3.12	Pacific	R	-	0.1	0	0-0	0-0	
3.13	Gonzaga	R	-	0.0	0	0-0	1-0	
3.14	Pacific	R	L	2.2	1	1-1	1-2	
3.20	MSU-2	R	L	0.0	1	1-1	0-0	
3.24	UIC	R	-	1.0	0	0-0	1-0	
3.26	USF	R	-	1.0	0	0-0	2-2	
4.1	Georgetown	R	L	1.1	2	1-1	0-0	
4.3	Georgetown	R	-	0.2	1	0-0	1-0	
4.6	Oakland	R	-	0.2	3	2-1	0-0	
4.9	Rutgers	R	-	0.1	0	0-0	0-0	
4.11	Rutgers	R	-	0.2	0	0-0	1-1	
4.17	Seton Hall	R	-	0.2	0	0-0	2-1	
4.21	Michigan	R	-	0.1	0	2-2	2-1	
4.27	Toledo	R	-	3.0	2	0-0	0-5	
5.1	St. John's	R	-	3.0	3	0-0	1-1	
5.8	WVU-1	R	-	1.0	2	6-6	3-2	
5.12	CMU	R	-	0.0	4	5-5	1-0	
Totals			0/23	0-3	21.1	21	20-18	21-20

2009	Opp	S/R	W/L	IP	H	R-ER	BB-SO	
2.22	Purdue	R	-	0.2	0	0-0	1-1	
2.27	Gonzaga	R	-	1.0	2	2-2	0-1	
3.7	#7 Rice	R	-	4.0	2	2-2	2-2	
3.14	Trinity	S	-	5.1	6	3-3	4-3	
3.21	Seton Hall	R	-	0.0	0	1-0	1-0	
3.25	Oakland	R	L	3.2	2	3-2	3-2	
4.24	Louisville	R	-	0.1	0	0-0	0-0	
5.2	UConn	R	-	1.0	0	0-0	1-1	
5.3	UConn	R	W	0.2	1	0-0	1-0	
5.8	USF	R	-	0.0	0	0-0	1-0	
5.12	Illinois State	S	-	2.0	2	1-0	2-2	
5.23	Louisville	R	-	0.0	1	0-0	0-0	
5.23	Louisville	R	-	0.2	1	0-0	0-0	
Totals			2/11	1-1	19.1	16	12-9	16-12

Joe Spizzirri • LHP • Jr. • #43

2010	Opp	S/R	W/L	IP	H	R-ER	BB-SO	
3.10	UTPA	R	-	0.1	0	0-0	0-1	
3.12	Pacific	R	-	1.0	1	0-0	0-0	
3.20	MSU-1	R	-	3.0	3	1-1	2-0	
3.24	UIC	R	-	1.1	2	0-0	0-1	
4.21	Michigan	R	-	1.0	3	4-4	2-1	
5.12	CMU	R	-	2.0	0	0-0	1-1	
Totals			0/6	-	8.2	9	5-5	5-4

Patrick Veerkamp • RHP • Fr. • #24

2010	Opp	S/R	W/L	IP	H	R-ER	BB-SO	
3.10	UTPA	S	L	2.2	3	4-4	3-1	
3.24	UIC	S	L	2.1	5	5-3	2-1	
4.21	Michigan	R	-	2.0	0	0-0	0-1	
Totals			2/1	0-2	7.0	8	9-7	5-3

Position Players Career
Game-by-Game

Ty Adams • OF • Jr. • #33

2008	Opp	AB-R-H-RBI	2B-3B-HR	BB	SB	SO
2.22	Liberty	0-0-0-0	0-0-0	0	0-0	0
*2.24	Albany	2-0-0-0	0-0-0	0	0-0	2
3.8	USA	1-0-0-0	0-0-0	0	0-0	1
3.9	Arizona	0-0-0-0	0-0-0	0	0-0	0
3.14	Buffalo	1-0-0-0	0-0-0	0	0-0	1
3.26	UWM	0-0-0-0	0-0-0	1	0-0	0
4.22	Chicago St.	1-0-1-0	0-0-0	0	0-0	0
4.30	MVSU	1-0-0-0	0-0-0	0	0-0	0
Totals		6-0-1-0	0-0-0	1	0-0	4

Brayden Ashdown • OF • Sr. • #12

2009	Opp	AB-R-H-RBI	2B-3B-HR	BB	SB	SO
2.21	Illinois	0-0-0-0	0-0-0	0	0-0	0
2.22	Purdue	2-2-2-3	0-0-0	0	0-0	0
*2.28	Dayton	3-1-1-2	1-0-0	1	0-0	1
*3.1	Creighton	3-0-1-0	0-0-0	0	1-1	1
3.6	ORU	0-0-0-0	0-0-0	0	0-0	0
3.8	Wash. St.	1-0-0-0	0-0-0	0	0-0	1
3.11	Grambling	0-0-0-0	0-0-0	0	0-0	0
*3.12	Illinois St.	3-0-0-0	0-0-0	0	0-0	1
3.14	Trinity	0-0-0-1	0-0-0	1	0-0	0
3.15	UTPA	1-0-1-1	0-0-0	0	0-0	0
3.15	UTPA	0-0-0-0	0-0-0	0	0-0	0
3.18	Valparaiso	0-0-0-0	0-0-0	0	0-0	0
*3.22	Seton Hall	3-1-0-0	0-0-0	0	0-0	0
3.25	Oakland	0-0-0-0	0-0-0	0	0-0	0
3.29	Pittsburgh	1-0-0-0	0-0-0	0	0-0	0
4.4	Villanova	0-1-0-0	0-0-0	1	0-0	0
4.11	Cinci-1	1-0-1-0	0-0-0	0	0-0	0
*4.11	Cinci-2	5-1-1-0	0-0-0	0	0-0	3
*4.15	N'western	4-0-1-0	0-0-0	0	0-1	2
4.22	Michigan	2-1-0-0	0-0-0	0	0-0	1
*4.24	Louisville	5-1-1-0	0-0-0	0	0-0	1
*4.25	Louisville	5-0-1-1	0-1-0	0	0-0	0
*4.26	Louisville	5-0-0-0	0-0-0	0	0-0	1
4.28	UIC	1-0-0-0	0-0-0	0	0-0	1
*4.29	BGSU	5-1-3-0	0-0-0	0	0-0	0
*5.1	UConn	4-0-1-1	0-1-0	0	0-0	1
*5.2	UConn	3-0-1-0	0-0-0	1	0-0	1
5.3	UConn	1-0-1-1	0-0-0	0	0-0	0
5.10	USF	0-0-0-0	0-0-0	0	0-0	0
*5.11	W. Michigan	3-1-2-1	0-0-0	3	0-0	0
*5.12	Illinois State	4-4-3-1	0-0-1	1	0-0	0
*5.14	St. John's	5-0-3-0	0-0-0	0	0-0	2
*5.15	St. John's	3-2-1-1	1-0-0	1	0-0	2
*5.16	St. John's	4-1-1-0	0-0-0	0	0-0	0
*5.19	St. John's	6-1-1-0	0-0-0	0	0-0	1
*5.20	Louisville	4-0-1-0	0-0-0	0	0-0	2
5.22	St. John's	1-0-0-0	0-0-0	0	0-0	0
*5.23	Louisville	4-0-0-0	0-0-0	0	0-0	0
*5.23	Louisville	4-1-1-0	0-0-0	0	0-0	1
Totals		96-19-29-13	2-2-1	6	1-2	23

2008	Opp	AB-R-H-RBI	2B-3B-HR	BB	SB	SO
2.23	Iowa	0-0-0-0	0-0-0	0	0-0	0
2.24	Albany	0-0-0-0	0-0-0	0	0-0	0
3.6	Lehigh	0-0-0-0	0-0-0	0	0-0	0
3.9	Arizona	1-0-0-0	0-0-0	0	0-0	0
3.14	Buffalo	1-0-1-0	0-0-0	0	0-0	0
3.20	Georgetown	2-0-0-0	0-0-0	0	0-0	1
3.26	UWM	2-1-1-1	1-0-0	0	0-0	1
4.9	Manchester	2-0-1-0	1-0-0	0	0-0	1
4.11	Villanova	0-1-0-0	0-0-0	0	0-0	0
4.13	Villanova	2-0-1-0	0-0-0	0	0-0	1
*4.18	WVU	5-2-2-1	1-0-0	0	0-0	1
*4.20	WVU	4-2-2-0	0-0-0	0	0-0	1
4.22	Chicago St.	1-1-1-1	0-0-1	0	0-0	0
*4.29	MSVS	3-0-1-0	0-0-0	1	1-1	0

4.30	MSVS	1-0-0-0	0-0-0	0	0-0	0
5.4	UConn	0-0-0-0	0-0-0	0	0-0	0
5.9	Pitt	1-0-0-0	0-0-0	0	0-0	0
5.12	WVU	1-0-0-0	0-0-0	0	0-0	0
5.13	Michigan	1-0-0-0	0-0-0	0	0-0	1
5.15	USF	0-0-0-0	0-0-0	0	0-0	0
5.20	USF	0-0-0-0	0-0-0	0	0-0	0
5.21	WVU	1-0-1-1	0-0-0	0	0-0	0
Totals		28-7-11-4	3-0-1	1	1-1	2

2007	Opp	AB-R-H-RBI	2B-3B-HR	BB	SB	SO
2.17	PV A&M	1-0-0-0	0-0-0	0	0-0	0
*2.17	Texas St.	2-0-0-0	0-0-0	0	0-0	1
2.24	TCU	0-0-0-0	0-0-0	0	0-0	0
*3.3	Iowa	2-1-1-0	1-0-0	0	0-0	0
*3.4	Nebraska	2-1-0-0	0-0-0	0	0-0	1
*3.10	Sacred Heart	3-0-0-0	0-0-0	0	0-0	0
*3.11	Harvard	2-0-0-0	0-0-0	0	0-0	0
3.12	Webber Int'l	0-1-0-0	0-0-0	0	0-0	0
3.14	Dayton	1-0-0-0	0-0-0	0	0-0	0
3.15	NY Tech	0-0-0-0	0-0-0	0	0-0	0
*3.17	Dayton	2-0-0-0	0-0-0	2	0-0	1
*3.20	Cleveland St.	4-0-2-2	1-0-0	0	0-0	0
*3.21	W. Michigan	4-1-1-1	0-0-0	1	0-0	2
*3.23	USF	3-0-1-0	0-0-0	0	0-0	1
*3.24	USF	2-0-0-0	0-0-0	0	0-0	2
*3.25	USF	4-0-2-0	0-0-0	0	0-0	1
*3.27	C. Michigan	2-0-0-0	0-0-0	0	0-0	2
3.28	Chicago St.	0-0-0-0	0-0-0	1	0-0	0
*3.30	Pittsburgh	2-1-1-0	0-0-0	1	0-0	0
*3.31	Pittsburgh	1-0-0-0	0-0-0	1	1-1	0
*4.3	Oakland	3-0-0-0	0-0-0	1	0-0	0
*4.5	Cincinnati	2-0-1-0	0-0-0	2	1-1	0
*4.6	Cincinnati	3-0-1-1	0-0-0	0	0-0	1
4.13	Georgetown	2-0-0-0	0-0-0	0	0-0	1
*4.14	Georgetown	3-0-0-0	0-0-0	0	0-0	0
4.21	WVU	0-0-0-0	0-0-0	0	0-0	0
4.22	WVU	0-0-0-0	0-0-0	0	0-0	0
*5.1	UIC	3-0-0-0	0-0-0	1	0-0	0
5.2	Franklin	1-0-0-0	0-0-0	0	0-0	0
5.6	Seton Hall	0-0-0-0	0-0-0	0	0-0	0
*5.12	Louisville	3-0-1-0	0-0-0	0	0-1	1
*5.13	Louisville	3-0-0-0	0-0-0	1	0-0	1
*5.17	UConn	3-0-0-0	0-0-0	1	0-0	1
*5.18	UConn	3-0-0-0	0-0-0	0	0-0	0
*5.19	UConn	4-1-0-0	0-0-0	0	0-0	1
*5.22	Rutgers	3-1-1-0	0-0-0	0	0-0	2
*5.23	Villanova	3-0-0-0	0-0-0	0	0-0	2
Totals		76-7-12-4	2-0-0	12	2-3	21

Billy Boockford • OF • Sr. • #17

2009	Opp	AB-R-H-RBI	2B-3B-HR	BB	SB	SO
*2.20	OSU	4-0-2-0	0-0-0	0	0-0	0
*2.22	Purdue	2-0-1-0	0-0-0	1	0-0	0
2.28	Dayton	0-0-0-0	0-0-0	1	0-0	0
*3.7	Rice	3-0-0-0	0-0-0	0	0-0	1
3.8	Wash. St.	1-0-0-0	0-0-0	0	0-0	1
3.11	Grambling	1-0-0-0	0-0-0	0	0-0	0
3.12	Illinois St.	0-0-0-0	0-0-0	0	0-0	0
3.15	UTPA	1-0-0-0	0-0-0	0	0-0	0
3.18	Valparaiso	1-0-1-0	0-0-0	0	0-0	0
3.22	Seton Hall	1-1-1-0	0-0-0	0	0-0	0
3.25	Oakland	0-0-0-0	0-0-0	0	0-0	0
*4.9	Cinci	5-0-2-2	0-0-0	0	0-0	1
*4.11	Cinci-1	2-0-1-1	0-0-0	1	0-0	0
*4.11	Cinci-2	3-0-1-1	0-0-0	1	0-0	1
*5.15	N'western	3-0-0-0	0-0-0	0	0-0	1
4.17	WVU	1-0-0-0	0-0-0	0	0-0	0
*4.22	Michigan-2	3-0-0-0	0-0-0	0	0-0	2
4.29	BGSU	0-0-0-0	0-0-0	0	0-0	0

5.12	Illinois State	0-0-0-0	0-0-0	0	0-0	0
5.23	Louisville	0-0-0-0	0-0-0	0	0-0	0
Totals		31-1-9-4	0-0-0	4	0-0	8

2008	Opp	AB-R-H-RBI	2B-3B-HR	BB	SB	SO
*2.22	Liberty	3-0-0-0	0-0-0	1	0-0	0
*2.23	Iowa	5-2-2-0	1-0-0	0	0-0	0
*2.24	Albany	4-1-1-0	1-0-0	0	0-0	1
*3.1	MSM	2-0-2-1	1-0-0	0	0-0	0
*3.2	St. Bona.	3-0-0-0	0-0-0	0	0-0	0
*3.2	BC	4-0-1-0	0-0-0	0	0-0	1
*3.4	Maine	5-0-2-0	0-0-0	0	0-0	0
3.6	Lehigh	1-0-0-0	0-0-0	0	0-0	1
*3.8	USA	4-1-1-0	0-0-0	0	0-0	1
*3.9	Arizona	4-0-1-0	0-0-0	0	0-0	1
*3.14	Buffalo	3-1-0-1	0-0-0	1	0-0	1
*3.15	SIU	2-1-1-1	0-0-0	0	0-0	0
*3.16	UTPA	4-1-2-1	0-0-0	0	0-0	0
*3.17	C. Michigan	2-0-0-0	0-0-0	0	0-0	0
*3.20	Georgetown	3-3-2-2	1-0-0	1	0-0	0
*3.21	Georgetown	2-0-0-0	0-0-0	0	0-0	1
*3.22	Georgetown	4-1-2-0	0-0-0	0	0-0	0
*3.25	Ball State	4-1-2-2	1-0-1	0	0-0	0
*3.26	UWM	3-1-1-1	0-0-0	1	0-0	2
*3.29	Cinci	3-0-0-0	0-0-0	0	0-0	0
*3.29	Cinci	3-1-2-1	0-0-0	0	0-0	0
*3.30	Cinci	4-0-0-0	0-0-0	0	0-0	2
*4.4	Rutgers	3-0-2-2	1-0-0	1	0-0	0
*4.5	Rutgers	4-1-1-0	0-0-0	0	0-0	0

**Position Players Career
Game-by-Game**

David Casey • 1B • Jr. • #44

2009	Opp	AB-R-H-RBI	2B-3B-HR	BB	SB	SO
2.20	OSU	1-0-0-0	0-0-0	0	0-0	1
2.28	Dayton	2-0-0-0	0-0-0	0	0-0	0
*3.6	ORU	3-0-1-0	0-0-0	0	0-0	1
*3.7	Rice	3-0-0-0	0-0-0	0	0-0	1
*3.8	Wash. St.	3-0-0-0	0-0-0	0	0-0	1
3.11	Grambling	1-0-1-1	0-0-0	0	0-0	0
3.12	Grambling	0-0-0-0	0-0-0	0	0-0	0
3.18	Valparaiso	0-1-0-0	0-0-0	0	0-0	0
3.20	Seton Hall	1-0-0-0	0-0-0	0	0-0	0
3.21	Seton Hall	1-0-0-0	0-0-0	0	0-0	0
3.24	CMU	1-1-1-0	0-0-0	1	0-0	0
*3.25	Oakland	4-1-2-0	1-0-0	1	0-0	2
*3.28	Pittsburgh	4-2-2-1	0-0-0	1	0-0	2
*4.1	Toledo	5-0-3-4	0-0-0	0	0-0	0
*4.3	Villanova	4-1-1-2	1-0-0	0	0-0	1
*4.4	Villanova	2-1-2-0	1-0-0	2	1-1	0
*4.9	Cinci	5-1-2-1	2-0-0	0	0-0	0
*4.11	Cinci-1	2-2-1-1	0-0-1	1	0-0	1
4.15	N'western	1-0-0-0	0-0-0	0	0-0	0
*4.17	WVU	3-1-2-0	0-0-0	0	0-0	1
*4.18	WVU-1	5-1-2-0	1-0-0	0	0-0	0
*4.18	WVU-2	4-0-2-1	0-0-0	0	0-0	0
*4.22	Michigan-1	3-0-0-0	0-0-0	1	0-0	2
4.24	Louisville	1-1-1-1	0-0-1	0	0-0	0
*4.25	Louisville	4-1-1-1	1-0-0	0	0-0	2
4.26	Louisville	2-1-1-5	0-0-1	0	0-0	0
*4.28	UIC	4-0-1-0	0-0-0	0	0-0	1
*5.1	UConn	5-0-1-1	0-0-0	0	0-0	2
5.2	UConn	2-0-0-0	0-0-0	0	0-0	1
*5.3	UConn	3-0-2-2	1-0-0	0	0-0	0
*5.8	USF	4-1-2-0	0-0-0	1	0-0	0
*5.9	USF	4-0-0-0	0-0-0	0	0-0	1
*5.10	USF	3-0-0-0	0-0-0	0	0-0	0
5.11	W. Michigan	1-0-0-0	0-0-0	0	0-0	1
5.14	St. John's	1-0-0-0	0-0-0	0	0-0	0
5.16	St. John's	1-0-0-0	0-0-0	0	0-0	0
5.20	Louisville	1-0-0-0	0-0-0	0	0-0	1
Totals		94-16-31-21	8-0-3	9	2-2	21

2008	Opp	AB-R-H-RBI	2B-3B-HR	BB	SB	SO
*2.22	Liberty	3-0-0-0	0-0-0	1	0-0	1
2.24	Albany	2-0-0-0	0-0-0	0	0-0	1
*3.4	Maine	2-1-1-0	0-0-0	1	0-0	1
*3.6	Lehigh	3-0-1-1	0-0-0	0	0-0	0
*3.7	TA&MCC	3-0-0-0	0-0-0	0	0-0	2
3.9	Arizona	2-0-0-0	0-0-0	0	0-0	0
3.14	Buffalo	1-0-0-0	0-0-0	0	0-0	0
3.20	Georgetown	3-0-1-0	1-0-0	0	0-0	1
3.26	UWM	2-0-1-2	1-0-0	0	0-0	0
*4.9	Manchester	3-1-1-2	1-0-0	1	0-0	0
4.13	Villanova	1-0-0-0	0-0-0	0	0-0	0
4.30	MSVS	2-0-0-0	0-0-0	0	0-0	1
Totals		27-2-5-5	3-0-0	3	0-0	7

Ryan Connolly • OF/C • Sr. • #10

2009	Opp	AB-R-H-RBI	2B-3B-HR	BB	SB	SO
2.27	Gonzaga	0-0-0-0	0-0-0	0	0-0	0
2.28	Dayton	1-0-1-1	1-0-0	0	0-0	0
3.11	Grambling	1-1-0-1	0-0-0	1	0-0	1
*3.14	Trinity	2-0-1-0	0-0-0	0	0-1	1
*3.15	UTPA	2-2-1-0	0-0-0	2	1-1	0
*3.15	UTPA	2-1-1-1	0-0-0	0	0-0	1
*3.17	Ball State	4-0-1-0	0-0-0	0	0-1	1
*3.18	Valparaiso	1-0-0-1	0-0-0	1	1-1	1
*3.20	Seton Hall	3-0-0-0	0-0-0	0	0-0	2
*3.21	Seton Hall	2-0-0-0	0-0-0	0	0-0	1
3.25	Oakland	0-0-0-0	0-0-0	0	0-1	0
3.28	Pittsburgh	0-0-0-0	0-0-0	1	0-0	0

4.9	Cinci	0-1-0-0	0-0-0	0	0-0	0
*4.11	Cinci-2	4-0-1-0	0-0-0	0	0-0	0
*4.29	BGSU	2-3-1-1	0-0-0	2	2-2	0
5.3	UConn	1-0-0-0	0-0-0	0	0-0	0
*5.8	USF	3-2-1-1	0-0-1	1	0-0	1
*5.9	USF	2-2-0-0	0-0-0	0	0-0	1
*5.10	USF	4-0-3-1	1-0-0	0	1-1	1
*5.11	W. Michigan	2-0-0-0	0-0-0	0	0-0	1
*5.12	Illinois State	3-1-1-2	1-0-0	1	0-0	1
*5.14	St. John's	5-2-2-5	0-0-2	0	0-0	1
*5.15	St. John's	4-1-2-2	0-0-0	1	0-1	1
*5.16	St. John's	4-1-1-1	0-0-1	1	0-0	1
*5.19	St. John's	3-3-1-0	0-0-0	2	0-0	1
*5.20	Louisville	3-0-0-0	0-0-0	1	0-0	2
*5.22	St. John's	5-2-2-1	2-0-0	0	0-0	3
*5.23	Louisville	4-1-2-0	1-0-0	0	0-0	1
*5.23	Louisville	4-0-1-1	0-0-0	0	0-0	1
Totals		71-23-23-19	6-0-4	14	5-9	24

2008	Opp	AB-R-H-RBI	2B-3B-HR	BB	SB	SO
2.23	Iowa	0-1-0-0	0-0-0	0	0-0	0
3.4	Maine	0-0-0-0	0-0-0	0	0-0	0
3.6	Lehigh	0-0-0-0	0-0-0	0	0-0	0
3.9	Arizona	1-0-1-0	0-0-0	0	0-0	0
3.26	UWM	1-0-0-1	0-0-0	0	0-0	0
4.9	Manchester	0-0-0-0	0-0-0	0	0-0	0
4.22	Chicago St.	1-0-0-0	0-0-0	0	0-0	1
4.30	MSVS	1-1-1-0	0-0-0	0	0-0	0
Totals		4-2-2-1	0-0-0	0	0-0	1

2007	Opp	AB-R-H-RBI	2B-3B-HR	BB	SB	SO
2.17	PV A&M	0-1-0-0	0-0-0	0	0-0	0
*2.18	Texas St.	2-0-1-0	1-0-0	1	0-0	0
*2.23	UNCW	4-0-1-0	0-0-0	0	0-0	0
*2.24	TCU	4-0-1-0	0-0-0	0	0-0	1
*2.25	Coastal Car.	3-0-0-0	0-0-0	0	0-0	1
*3.2	Stetson	2-0-0-0	0-0-0	1	0-1	2
*3.4	Nebraska	4-2-1-2	1-0-0	0	0-0	1
*3.10	Sacred Heart	2-0-0-0	0-0-0	0	0-0	0
3.11	Duquesne	1-0-1-1	1-0-0	0	0-0	0
3.12	Webber Int'l	2-0-0-0	0-0-0	0	0-0	1
*3.14	Dayton	3-0-1-0	1-0-0	1	0-1	1
*3.15	NY Tech	3-1-1-1	1-0-0	0	0-1	0
*3.16	FGCU	3-0-1-1	0-0-0	0	0-0	1
3.17	Dayton	2-0-0-0	0-0-0	0	0-0	2
3.21	W. Michigan	2-0-1-2	1-0-0	0	0-0	1
3.24	USF	0-0-0-0	0-0-0	1	0-0	0
*3.27	C. Michigan	4-0-0-0	0-0-0	0	0-0	1
3.28	Chicago St.	0-1-0-0	0-0-0	2	0-0	0
3.31	Pitt	1-0-0-0	0-0-0	0	0-0	1
4.5	Cinci	1-0-0-0	0-0-0	0	0-0	1
*4.15	Georgetown	1-2-1-0	0-0-0	3	1-1	0
*4.17	Toledo	3-0-0-0	0-0-0	0	0-0	2
*4.17	Purdue	3-0-0-0	0-0-0	0	0-0	1
*4.20	WVU	3-0-0-0	0-0-0	0	0-0	0
*4.21	WVU	4-2-1-0	0-0-0	1	0-0	1
*4.22	WVU	3-0-0-0	0-0-0	0	0-0	3
*4.28	Rutgers	2-4-2-2	0-1-0	2	1-1	0
*4.28	Rutgers	3-0-0-0	0-0-0	0	0-0	0
*4.29	Rutgers	4-1-1-0	1-0-0	0	0-0	3
*5.4	Seton Hall	2-0-1-0	0-0-0	1	0-0	0
*5.5	Seton Hall	4-0-0-0	0-0-0	0	0-0	3
*5.6	Seton Hall	3-0-0-0	0-0-0	0	0-0	1
*5.12	Louisville	3-0-0-0	0-0-0	0	0-0	1
5.23	Villanova	0-0-0-0	0-0-0	0	0-0	0
Totals		81-14-15-9	7-1-0	13	2-5	29

Mick Doyle • INF • Jr. • #26

2009	Opp	AB-R-H-RBI	2B-3B-HR	BB	SB	SO
*2.21	Illinois	4-2-3-2	0-0-0	0	0-1	0

*2.22	Purdue	3-1-2-1	0-0-0	1	0-0	0
*2.27	Gonzaga	3-0-1-0	0-0-0	1	0-1	1
2.28	Dayton	2-0-0-0	0-0-0	0	0-0	0
*3.1	Creighton	4-0-1-0	1-0-0	0	0-0	1
*3.6	ORU	4-0-1-0	0-0-0	0	0-0	1
*3.7	Rice	3-0-0-0	0-0-0	0	0-0	0
*3.8	Wash. St.	5-0-1-0	0-0-0	0	0-0	1
*3.10	Grambling	3-0-0-0	0-0-0	1	0-0	0
3.11	Grambling	0-0-0-0	0-0-0	0	0-0	0
*3.12	Illinois St.	2-1-0-0	0-0-0	2	1-1	0
*3.14	Trinity	3-0-1-3	0-0-0	1	0-0	1
*3.15	UTPA	3-1-0-1	0-0-0	0	0-0	0
*3.17	Ball State	2-0-0-0	0-0-0	1	0-0	1
*3.20	Seton Hall	3-1-1-0	1-0-0	0	0-0	0
*3.21	Seton Hall	3-0-0-0	0-0-0	0	0-0	3
3.24	CMU	0-0-0-0	0-0-0	0	0-0	0
*3.27	Pittsburgh	4-1-1-0	0-0-0	0	0-0	1
*3.28	Pittsburgh	3-0-2-1	0-0-0	1	0-0	0
4.1	Toledo	0-0-0-0	0-0-0	0	0-0	0
*4.4	Villanova	5-1-2-1	0-0-0	0	0-0	1
4.9	Cinci	0-0-0-0	0-0-0	0	0-0	0
*4.11	Cinci-2	3-1-1-0	1-0-0	1	0-0	0
*4.15	N'western	2-0-0-0	0-0-0	0	0-0	0
*4.17	WVU	3-0-2-1	0-0-0	0	0-0	0
*4.18	WVU-1	4-2-1-2	0-0-1	0	0-0	1
*4.18	WVU-2	3-0-2-0	0-0-0	0	0-0	0
*4.22	Michigan-1	4-1-1-0	1-0-0	0	0-0	1
*4.22	Michigan-2	1-0-1-1	0-0-0	1	0-0	0
*4.24	Louisville	4-0-2-1	1-0-0	0	0-0	1
*4.25	Louisville	5-1-2-2	0-0-1	0	0-0	1
*4.26	Louisville	4-1-3-3	1-0-0	0	0-0	0
*4.28	UIC	4-1-3-1	0-0-0	1	0-0	0
*4.29	BGSU	4-1-1-0	0-0-0	1	0-0	2
*5.1	UConn	4-1-1-3	0-0-0	0	0-0	1
*5.2	UConn	4-0-0-0	0-0-0	0	0-0	2
*5.3	UConn	4-0-2-1	1-0-0	0	1-1	0
*5.8	USF	4-0-0-0	0-0-0	1	0-0	2
*5.9	USF	4-0-0-0	0-0-0	0	0-0	2
*5.10	USF	4-1-1-1	0-0-0	0	1-1	0
*5.11	W. Michigan	4-0-0-0	0-0-0	0	0-0	2
*5.14	St. John's	5-1-1-0	0-0-0	0	0-0	0
*5.15	St. John's	1-2-1-2	0-0-0	2	0-0	0
*5.16	St. John's	3-2-2-0	0-0-0	1	0-0	0
*5.19	St. John's	4-3-2-0	1-0-0	2	0-0	1
*5.20	Louisville	3-0-0-0	0-0-0	0	0-0	1
*5.22	St. John's	4-1-2-0	1-0-0	1	0-0	0
*5.23	Louisville	4-1-2-3	0-0-1	0	0-0	0
*5.23	Louisville	4-1-2-1	1-0-0	0	0-0	1
Totals		156-29-51-31	10-0-3	19	3-5	29

2008	Opp	AB-R-H-RBI	2B-3B-HR	BB	
------	-----	------------	----------	----	--

Position Players Career
Game-by-Game

4.30	MSVS	0-0-0-0	0-0-0	0	0-0	0
*5.4	UConn	4-1-2-0	0-0-0	0	0-0	1
5.10	Pitt	1-0-0-0	0-0-0	0	0-0	0
5.15	USF	2-0-1-0	0-0-0	0	0-0	0
*5.16	USF	5-0-0-0	0-0-0	1	0-0	3
Totals		48-10-15-6	4-0-0	4	0-0	11

Matt Grosso • OF • Sr. • #8

2009 Opp	AB-R-H-RBI	2B-3B-HR	BB	SB	SO	
*2.21	Illinois	5-1-2-2	0-0-1	0	0-0	0
*2.22	Purdue	6-0-0-0	0-0-0	0	0-0	2
*2.27	Gonzaga	3-0-2-1	1-0-0	1	0-0	0
*2.28	Dayton	3-0-0-0	0-0-0	0	0-0	2
3.1	Creighton	1-0-0-0	0-0-0	0	0-0	0
*3.7	Rice	3-0-0-0	0-0-0	0	0-0	0
*3.10	Grambling	2-0-0-0	0-0-0	0	0-0	0
*3.11	Grambling	2-0-0-0	0-0-0	0	0-0	0
3.12	Illinois St.	1-0-0-0	0-0-0	0	0-0	1
3.14	Trinity	1-0-0-0	0-0-0	0	0-0	0
3.18	Valparaiso	1-0-0-0	0-0-0	0	0-0	0
3.21	Seton Hall	2-0-0-0	0-0-0	0	0-0	0
3.22	Seton Hall	1-0-0-0	0-0-0	0	0-0	0
3.24	CMU	1-1-1-0	0-0-0	1	0-0	0
*3.25	Oakland	4-1-2-1	0-0-0	1	0-0	0
*3.28	Pittsburgh	4-0-0-0	0-0-0	1	0-0	2
3.29	Pittsburgh	1-0-0-0	0-0-0	0	0-0	1
4.11	Cinci-1	1-0-0-0	0-0-0	0	0-0	1
4.15	N'western	1-0-0-0	0-0-0	0	0-0	0
4.28	UIC	1-0-0-0	0-0-0	0	0-0	0
Totals		44-3-7-4	1-0-1	4	0-0	9

Will Harford • INF/C • Sr. • #30

2008 Opp	AB-R-H-RBI	2B-3B-HR	BB	SB	SO	
2.24	Albany	0-0-0-0	0-0-0	1	0-0	0
3.9	Arizona	0-0-0-0	0-0-0	1	0-0	0
3.14	Buffalo	1-0-0-0	0-0-0	0	0-0	0
3.26	UWM	1-0-0-0	0-0-0	0	0-0	1
4.9	Manchester	1-0-0-0	0-0-0	0	0-0	1
4.22	Chicago St.	1-0-0-0	0-0-0	0	0-0	0
4.30	MVSU	1-0-0-0	0-0-0	0	0-0	0
Totals		5-0-0-0	0-0-0	2	0-0	2

2007 Opp	AB-R-H-RBI	2B-3B-HR	BB	SB	SO	
3.28	Chicago St.	1-0-0-0	0-0-0	0	0-0	0
Totals		1-0-0-0	0-0-0	0	0-0	0

Ryne Intlekofer • INF • Sr. • #29

2009 Opp	AB-R-H-RBI	2B-3B-HR	BB	SB	SO	
*2.20	OSU	3-0-0-0	0-0-0	0	0-0	0
2.21	Illinois	0-0-0-0	0-0-0	0	0-0	0
*2.22	Purdue	5-0-2-1	0-0-0	0	0-0	0
*2.28	Dayton	5-1-1-2	1-0-0	0	0-0	1
*3.1	Creighton	3-1-1-0	0-0-0	0	0-0	0
3.10	Grambling	1-0-0-0	0-0-0	0	0-0	1
3.11	Grambling	0-0-0-0	0-0-0	1	0-0	0
3.15	UTPA	0-0-0-0	0-0-0	0	0-0	0
*3.15	UTPA	3-1-1-3	0-0-0	0	0-0	1
3.17	Ball State	1-0-1-0	0-0-0	0	0-0	0
*3.18	Valparaiso	4-0-0-0	0-0-0	0	0-0	1
*3.22	Seton Hall	3-0-0-0	0-0-0	0	0-0	0
3.25	Oakland	0-0-0-0	0-0-0	0	0-0	0
*3.29	Pittsburgh	3-2-3-2	0-1-1	2	0-0	0
*4.1	Toledo	2-2-0-0	0-0-0	2	0-0	1
*4.3	Villanova	3-0-1-0	0-0-0	0	0-0	0
*4.4	Villanova	3-0-0-0	0-0-0	0	0-0	0
4.4	Villanova	0-0-0-0	0-0-0	0	0-0	0
*4.9	Cinci	5-0-2-0	0-0-0	0	0-0	1
*4.11	Cinci-1	2-0-0-0	0-0-0	0	0-0	1
4.15	N'western	0-0-0-0	0-0-0	0	0-0	0
*4.18	WVU-1	3-1-1-1	0-0-0	0	0-0	0

*4.18	WVU-2	3-0-1-0	0-1-0	0	0-0	1
4.22	Michigan-1	0-0-0-0	0-0-0	0	0-0	0
5.9	USF	0-1-0-0	0-0-0	0	0-0	0
5.10	USF	1-0-0-0	0-0-0	0	0-0	1
5.11	W. Michigan	0-0-0-0	0-0-0	0	0-0	0
5.12	Illinois State	1-1-0-1	0-0-0	1	0-0	0
5.14	St. John's	0-0-0-0	0-0-0	0	0-0	0
5.15	St. John's	1-0-0-0	0-0-0	0	0-0	0
5.20	Louisville	0-0-0-0	0-0-0	0	0-0	0
5.23	Louisville	0-0-0-0	0-0-0	0	0-0	0
5.23	Louisville	1-1-0-0	0-0-0	1	0-0	1
Totals		56-11-14-10	1-2-1	7	0-0	10

2008 Opp	AB-R-H-RBI	2B-3B-HR	BB	SB	SO	
2.23	Iowa	0-0-0-0	0-0-0	0	0-0	0
2.24	Albany	1-0-0-0	0-0-0	0	0-0	0
3.4	Maine	0-1-0-0	0-0-0	0	0-0	0
3.6	Lehigh	0-0-0-0	0-0-0	0	0-0	0
3.9	Arizona	1-0-0-0	0-0-0	0	0-0	0
3.14	Buffalo	0-0-0-0	0-0-0	0	0-0	0
3.20	Georgetown	2-0-1-2	0-0-0	0	0-0	0
3.22	Georgetown	0-0-0-0	0-0-0	0	0-0	0
3.26	UWM	1-0-1-0	0-1-0	0	0-0	0
4.8	Valpo	0-1-0-0	0-0-0	0	0-0	0
*4.9	Manchester	5-1-1-2	0-1-0	0	0-0	2
4.11	Villanova	0-1-0-0	0-0-0	0	0-0	0
4.13	Villanova	1-0-0-1	0-0-0	0	0-0	1
*4.19	WVU	2-0-0-0	0-0-0	0	0-0	1
4.22	Chicago St.	0-0-0-0	0-0-0	0	0-0	0
4.30	MVS	1-0-1-0	0-0-0	1	0-0	0
5.10	Pitt	0-0-0-0	0-0-0	0	0-0	0
5.13	Michigan	0-1-0-0	0-0-0	0	0-0	0
5.16	USF	0-0-0-0	0-0-0	0	0-0	0
Totals		24-5-4-5	0-2-0	1	0-0	4

2007 Opp	AB-R-H-RBI	2B-3B-HR	BB	SB	SO	
2.17	PV A&M	1-0-0-0	0-0-0	0	0-0	1
2.18	Texas St.	0-0-0-0	0-0-0	0	0-0	0
2.25	Coastal Car.	1-0-0-0	0-0-0	0	0-0	0
3.11	Duquesne	2-0-1-0	0-0-0	0	0-0	0
3.12	Webber Int'l	2-1-2-3	0-0-0	1	0-0	0
3.14	Dayton	0-0-0-0	0-0-0	0	0-0	0
*3.15	NY Tech	4-1-0-0	0-0-0	0	0-0	0
*3.17	Dayton	4-0-0-0	0-0-0	0	0-0	2
*3.20	Cleveland St.	3-0-0-0	0-0-0	0	0-0	3
*3.21	W. Michigan	4-1-2-2	1-0-0	0	0-0	2
*3.23	USF	2-0-0-0	0-0-0	0	0-0	0
*3.24	USF	3-1-1-1	0-0-0	0	1-1	1
*3.25	USF	3-0-0-0	0-0-0	0	0-0	1
3.28	Chicago St.	1-0-1-0	0-0-0	0	0-0	0
4.3	Oakland	0-0-0-0	0-0-0	0	0-0	0
4.5	Cinci	0-0-0-0	0-0-0	0	0-0	0
4.13	Georgetown	0-0-0-0	0-0-0	0	0-0	0
4.21	WVU	1-0-0-0	0-0-0	0	0-0	0
4.24	Ball State	1-0-0-0	0-0-0	0	0-0	0
Totals		32-4-7-6	1-0-0	1	1-1	10

Casey Martin • 1B • Sr. • #38

2009 Opp	AB-R-H-RBI	2B-3B-HR	BB	SB	SO	
2.21	Illinois	1-0-0-0	0-0-0	0	0-0	1
2.22	Purdue	1-2-1-0	0-0-0	1	0-0	0
2.27	Gonzaga	0-0-0-0	0-0-0	0	0-0	0
*2.28	Dayton	5-0-2-2	0-0-0	0	0-0	2
*3.1	Creighton	3-1-1-0	0-0-0	0	0-0	1
3.6	ORU	0-0-0-0	0-0-0	0	0-0	0
3.8	Wash. St.	2-0-0-0	0-0-0	0	0-0	0
3.10	Grambling	0-0-0-0	0-0-0	0	0-0	0
3.11	Grambling	1-0-0-0	0-0-0	0	0-0	0
*3.12	Illinois St.	3-0-0-0	0-0-0	0	0-0	0
3.14	Trinity	0-0-0-0	0-0-0	0	0-0	0

*3.15	UTPA	5-1-4-1	0-0-0	0	0-0	0
3.15	UTPA	0-0-0-0	0-0-0	0	0-0	0
3.17	Ball State	1-0-0-0	0-0-0	0	0-0	0
*3.18	Valparaiso	4-0-1-2	0-0-0	1	0-0	1
3.20	Seton Hall	0-0-0-0	0-0-0	0	0-0	0
3.22	Seton Hall	1-0-0-0	0-0-0	0	0-0	0
*3.24	CMU	3-0-0-0	0-0-0	0	0-0	0
*3.27	Pittsburgh	3-1-2-2	0-0-1	0	0-0	1
*3.29	Pittsburgh	3-1-0-0	0-0-0	2	0-0	1
4.3	Villanova	0-0-0-0	0-0-0	0	0-0	0
*4.4	Villanova	3-0-1-0	0-0-0	0	1-1	0
4.4	Villanova	1-1-1-0	0-0-0	0	0-0	0
4.9	Cinci	0-0-0-0	0-0-0	0	0-0	0
*4.11	Cinci-2	4-2-2-1	0-0-0	0	0-0	0
*4.15	N'western	3-0-1-0	0-0-0	0	0-0	0
4.17	WVU	1-0-0-0	1-0-0	0	0-0	0
*4.18	WVU-1	4-1-3-0	0-0-0	0	0-0	0
*4.18	WVU-2	3-0-0-0	0-0-0	0	0-0	0
*4.22	Michigan-1	2-0-1-1	0-0-0	0	0-0	0
*4.22	Michigan-2	2-0-1-0	0-0-0	0	0-0	0
*4.24	Louisville	4-0-1-0	0-0-0	1	0-0	3
4.25	Louisville	1-1-0-0	0-0-0	0	0-0	0
*4.26	Louisville	2-0-0-0	0-0-0	1	0-0	0
*4.28	UIC	4-0-1-1	0-0-0	0	0-0	1
*4.29	BGSU	3-1-1-1	0-0-0	1	0-0	1
*5.1	UConn	3-0-0-0	0-0-0	0	0-0	1
*5.2	UConn	2-0-0-0	0-0-0	0	0-0	0
5.3	UConn	0-0-0-0	0-0-0	0	0-0	0
5.8	USF	0-0-0-0	0-0-0	0	0-0	0
*5.11	W. Michigan	1-0-0-0	0-0-0	0	0-0	0
5.12	Illinois State	0-0-0-0	0-0-0	0	0-0	0
*5.14	St. John's	3-1-1-1	0-0-1	0	0-0	1
5.15	St. John's	1-0-0-0	0-0-0	0	0-0	1
5.19	St. John's	0-0-0-0	0-0-0	0	0-0	0
5.20	Louisville	0-0-0-0	0-0-0	1	0-0	0
5.23	Louisville	0-0-0-0	0-0-0	0	0-0	0
5.23	Louisville	0-0-0-0	0-0-0	1	0-0	0
Totals		83-13-25-12	1-0-2	9	1-1	15

2008 Opp	AB-R-H-RBI	2B-3B-HR	BB	SB	SO	
*2.22	Liberty	3-0-0-0	0-0-0	0	0-0	2
*2.23	Iowa	5-1-1-0	0-0-0	0	0-0	1
2.24	Albany	1-0-0-0	0-0-0	0	0-0	0
*3.1	MSM	2-2-0-0	0-0-0	0	0-0	0
*3.2	St. Bona.	3-0-1-1	1-0-0	0	0-0	1
*3.2	BC	3-0-1-0	1-0-0	0	0-0	0
3.4	Maine	2-0-1-1	0-0-0	0	0-0	0
*3.6	Lehigh	3-0-0-0	0-0-0	0	0-0	0
3.7	TA&MCC	1-0-0-0	0-0-0	0	0-0	1
*3.8	USA	3-1-1-1	1-0-0	1	0-0	1
*3.9	Arizona	0-0-0-0	0-0-0	0	0-0	0
*3.14	Buffalo	3-2-2-1	0-1-0	1	0-0	0
*3.15	SIU</					

Position Players Career
Game-by-Game

*4.16	NIU	2-0-0-0	0-0-0	0	0-0	1
4.18	WVU	1-0-0-0	0-0-0	0	0-0	0
*4.19	WVU	3-0-1-0	0-0-0	1	0-0	1
4.20	WVU	0-0-0-0	0-0-0	0	0-0	0
4.22	Chicago St.	0-0-0-0	0-0-0	0	0-0	0
*4.23	IPFW	4-1-1-0	0-0-0	1	0-0	1
*4.25	St. John's	3-0-1-0	0-0-0	0	0-0	0
*4.26	St. John's	3-1-1-0	0-0-0	0	0-0	1
4.27	St. John's	0-0-0-0	0-0-0	0	0-0	0
4.29	MVS	0-0-0-0	0-0-0	0	0-0	0
*4.30	MVS	3-1-2-3	0-0-1	0	0-0	0
5.3	UConn	0-1-0-0	0-0-0	1	0-0	0
*5.4	UConn	3-1-1-0	0-0-0	1	0-0	0
*5.9	Pitt	3-0-0-0	0-0-0	0	0-0	2
*5.10	Pitt	2-0-1-1	0-0-0	0	0-0	0
5.12	W. Michigan	1-0-0-0	0-0-0	0	0-0	0
5.13	Michigan	1-0-1-0	0-0-0	0	0-0	0
5.15	USF	0-0-0-0	0-0-0	0	0-0	0
5.16	USF	3-0-0-0	0-0-0	1	0-0	2
*5.21	WVU	3-0-0-0	0-0-0	1	0-0	0
Totals		89-17-25-18	3-1-3	9	0-0	18

Cameron McConnell • C • Jr. • #28

2009	Opp	AB-R-H-RBI	2B-3B-HR	BB	SB	SO
*2.21	Illinois	3-1-2-3	0-0-0	0	0-0	1
2.22	Purdue	2-2-1-0	0-0-0	0	0-0	0
*2.28	Dayton	5-1-0-0	0-0-0	0	0-0	3
*3.1	Creighton	3-0-1-0	0-0-0	0	0-0	0
*3.6	ORU	1-1-0-0	0-0-0	1	0-0	0
*3.7	Rice	2-0-1-0	0-0-0	0	0-1	0
*3.8	Wash. St.	5-1-1-0	0-0-0	0	0-0	0
3.10	Grambling	1-0-0-0	0-0-0	0	0-0	0
*3.11	Grambling	1-0-0-1	0-0-0	1	0-0	0
*3.12	Illinois St.	3-0-1-2	0-0-0	0	0-0	0
*3.14	Trinity	5-0-2-3	0-0-0	0	0-0	1
*3.15	UTPA	3-1-0-1	0-0-0	0	0-0	0
*3.17	Ball State	4-0-2-1	1-0-0	0	0-0	1
*3.18	Valparaiso	2-1-2-1	1-0-0	0	0-0	0
*3.20	Seton Hall	3-0-1-0	0-0-0	0	0-0	0
*3.21	Seton Hall	2-0-0-0	0-0-0	1	0-0	1
*3.22	Seton Hall	3-0-1-0	1-0-0	0	0-0	0
*3.24	CMU	5-0-1-1	0-0-0	0	0-0	2
3.25	Oakland	0-0-0-0	0-0-0	0	0-0	0
*3.27	Pittsburgh	3-0-0-0	0-0-0	0	0-0	0
*3.28	Pittsburgh	4-0-1-0	0-0-0	0	0-0	0
*3.29	Pittsburgh	5-2-2-4	0-1-1	0	0-0	0
*4.1	Toledo	5-0-0-0	0-0-0	0	0-0	0
*4.3	Villanova	3-0-1-0	0-0-0	0	0-0	0
*4.4	Villanova	3-1-1-1	0-0-1	0	0-0	1
*4.4	Villanova	4-0-2-2	0-1-0	1	0-0	0
*4.9	Cinci	4-0-2-1	0-0-0	0	0-0	0
*4.11	Cinci-1	2-0-0-0	0-0-0	0	0-0	0
*4.11	Cinci-2	4-0-0-0	0-0-0	0	0-0	1
*4.15	N'western	4-0-2-0	1-0-0	0	0-0	0
*4.17	WVU	3-0-0-0	0-0-0	0	0-0	0
*4.18	WVU-1	4-1-2-1	0-0-0	0	0-0	1
*4.18	WVU-2	3-0-1-0	0-0-0	0	0-0	0
*4.22	Michigan-1	2-0-0-0	0-0-0	0	0-0	0
*4.22	Michigan-2	3-0-0-0	0-0-0	0	0-0	1
*4.24	Louisville	4-1-1-0	0-0-0	0	0-0	1
*4.25	Louisville	5-1-1-0	0-0-0	0	0-0	1
*4.26	Louisville	4-0-0-0	0-0-0	1	0-0	1
*4.28	UIC	2-0-1-0	0-0-0	1	0-0	0
*5.1	UConn	4-0-0-0	0-0-0	0	0-0	2
*5.2	UConn	4-0-0-0	0-0-0	0	0-0	0
*5.3	UConn	3-0-0-0	0-0-0	0	0-0	1
*5.8	USF	4-1-1-0	0-0-0	0	0-0	1
*5.9	USF	4-1-2-0	0-0-0	0	0-0	0
*5.10	USF	4-0-1-0	0-0-0	0	0-0	1
*5.12	Illinois State	5-1-2-4	0-0-1	0	0-0	1

*5.14	St. John's	5-1-3-1	1-0-0	0	1-1	0
*5.15	St. John's	5-1-2-2	0-0-0	0	0-0	0
*5.16	St. John's	3-0-1-2	0-0-0	0	0-0	0
*5.19	St. John's	5-2-2-2	0-0-0	0	0-0	0
*5.20	Louisville	4-0-0-0	0-0-0	0	0-0	0
*5.22	St. John's	5-0-3-3	1-0-0	0	0-0	0
*5.23	Louisville	4-1-1-0	0-0-0	0	0-0	0
*5.23	Louisville	4-1-3-1	1-0-0	0	0-0	0
Totals		187-23-54-37	7-2-3	6	1-2	24

2008	Opp	AB-R-H-RBI	2B-3B-HR	BB	SB	SO
2.24	Albany	1-0-0-0	0-0-0	0	0-0	1
*3.2	St. Bona.	3-0-1-1	0-0-0	0	0-0	0
*3.8	USA	3-1-1-1	0-0-0	0	0-0	0
*3.9	Arizona	2-0-0-0	0-0-0	0	0-0	1
3.14	Buffalo	0-0-0-0	0-0-0	0	0-0	0
3.20	Georgetown	3-0-0-0	0-0-0	0	0-0	1
*3.26	UWM	3-1-2-1	0-0-0	0	0-0	0
*4.8	Valpo	2-0-0-0	0-0-0	0	0-0	0
4.9	Manchester	0-0-0-0	0-0-0	0	0-0	0
4.13	Villanova	1-0-0-0	0-0-0	0	0-0	0
*4.15	Toledo	4-0-1-0	1-0-0	0	0-0	0
*4.22	Chicago St.	2-2-1-0	1-0-0	1	0-0	1
*4.23	IPFW	3-0-0-0	0-0-0	0	0-0	0
*4.30	MVS	3-2-1-0	0-0-0	0	0-0	1
*5.17	USF	5-0-0-0	0-0-0	0	0-0	1
Totals		35-6-7-3	2-0-0	1	0-0	6

David Mills • OF/LHP • Sr. • #5

2009	Opp	AB-R-H-RBI	2B-3B-HR	BB	SB	SO
*2.20	OSU	4-0-1-0	0-0-0	0	0-0	1
*2.21	Illinois	5-1-2-1	0-0-0	0	0-0	0
*2.27	Gonzaga	5-1-2-1	0-0-0	0	0-0	1
3.1	Creighton	1-0-0-0	0-0-0	0	0-0	0
*3.6	ORU	4-0-0-0	0-0-0	0	0-0	1
*3.8	Wash. St.	2-2-0-0	0-0-0	3	0-0	0
*3.10	Grambling	2-0-1-0	0-0-0	2	1-2	0
*3.11	Grambling	3-2-1-0	1-0-0	1	1-1	0
*3.12	Illinois St.	2-0-0-0	0-0-0	2	1-1	1
*3.14	Trinity	2-2-1-0	0-0-0	3	0-0	0
*3.15	UTPA	5-1-2-3	1-0-0	0	0-0	0
*3.15	UTPA	4-0-2-2	0-0-0	0	0-0	0
*3.17	Ball State	4-0-1-1	0-0-0	0	1-2	0
*3.18	Valparaiso	4-2-2-1	0-0-0	1	0-0	1
*3.20	Seton Hall	4-3-3-2	0-0-0	0	0-0	0
*3.21	Seton Hall	4-1-1-0	0-0-0	0	0-0	0
*3.22	Seton Hall	4-1-2-0	0-0-0	1	0-0	0
*3.24	CMU	4-3-3-1	0-0-0	1	1-0	0
*3.25	Oakland	4-0-0-0	0-0-0	1	0-1	1
*3.27	Pittsburgh	4-0-1-1	0-0-0	0	0-0	1
*3.28	Pittsburgh	4-0-1-1	0-0-0	1	0-0	1
*3.29	Pittsburgh	4-0-2-1	0-0-0	0	0-0	1
*4.1	Toledo	4-1-2-2	1-0-0	1	0-0	0
*4.3	Villanova	2-0-1-0	0-0-0	1	0-0	0
*4.4	Villanova	4-1-2-1	0-1-1	0	0-0	1
*4.4	Villanova	3-0-1-0	0-0-0	0	0-0	0
*4.9	Cinci	4-0-0-0	0-0-0	0	0-0	0
*4.11	Cinci-1	3-0-0-0	0-0-0	0	0-0	1
*4.15	N'western	3-0-1-0	0-0-0	0	0-0	1
*4.17	WVU	4-0-0-0	0-0-0	0	0-0	0
*4.18	WVU-1	5-1-1-0	1-0-0	0	0-0	2
*4.18	WVU-2	2-1-1-1	0-0-0	2	0-0	0
*4.22	Michigan-1	4-1-2-0	0-0-0	0	0-0	1
*4.22	Michigan-2	2-0-1-1	0-0-0	1	0-0	0
*4.24	Louisville	3-0-0-0	0-0-0	0	0-0	3
*4.28	UIC	4-1-2-1	1-0-0	1	0-0	0
*4.29	BGSU	4-0-0-1	0-0-0	0	0-0	0
5.1	UConn	1-0-1-0	0-0-0	0	1-1	0
5.2	UConn	0-0-0-0	0-0-0	0	0-0	0
*5.3	UConn	4-1-1-0	0-0-0	0	0-0	0

*5.8	USF	4-0-2-2	0-1-0	1	0-1	0
*5.9	USF	4-0-0-0	0-0-0	0	0-0	0
*5.10	USF	4-2-1-0	0-0-0	0	1-1	0
5.12	Illinois State	0-0-0-0	0-0-0	0	0-0	0
5.20	Louisville	0-0-0-0	0-0-0	0	0-0	0
*5.22	St. John's	3-0-1-3	1-0-0	0	0-0	0
5.23	Louisville	1-1-1-1	0-1-0	0	0-0	0
Totals		151-29-49-28	6-3-1	24	7-11	17

2008	Opp	AB-R-H-RBI	2B-3B-HR	BB	SB	SO
3.9	Arizona	0-0-0-0	0-0-0	0	0-0	0
*3.14	Buffalo	2-2-2-2	0-1-0	1	0-0	0
*3.15	SIU	3-0-0-0	0-0-0	0	0-0	2
*3.16	UTPA	4-0-1-0	0-0-0	0	0-0	0
*3.17	C. Michigan	1-0-0-0	0-0-0	1	0-0	0
*3.20	Georgetown	4-1-2-1	0-0-0	0	0-0	1
*3.21	Georgetown	3-0-0-0	0-0-0	0	0-0	2
*3.22	Georgetown	5-1-2-0	1-0-0	0	0-0	0
*3.25	Ball State	4-0-1-1	0-0-0	0	0-0	0
*3.29	Cinci	2-1-1-0	0-0-0	0	0-0	0
*3.29	Cinci	4-0-1-0	0-0-0	0	0-0	0
*3.30	Cinci	5-0-3-1	0-0-0	0	0-0	0
*4.4	Rutgers	5-0-2-1	0-0-0	0	1-1	0
*4.5	Rutgers	2-2-1-2	0-1-0	0	0-0	1
*4.6	Rutgers	5-1-1-0	0-0-0	0	2-2	0
*4.8	Valpo	4-1-1-0	0-0-0	0	1-1	0
4.9	Manchester	1-0-1-0	0-0-0	0	1-1	0
*4.11	Villanova	4-0-3-1	0-0-0	0	0-0	1
*4.12	Villanova	5-2-3-0	0-0-0	0	0-0	1
*4.13	Villanova	4-1-2-0	0-0-0	0	1-1	0
*4.15	Toledo	3-0-0-0	0-0-0	1	0-0	0
*4.16	NIU	4-0-1-0	0-0-0	1	0-0	1
*4.18	WVU	5-0-2-2	1-0-0	1	0-0	0
*4.19	WVU	4-2-1-1	0-0-1	1	0-0	0
*4.20	WVU	4-2-2-4	0-1-1	0	0-0	0
*4.22	Chicago St.	2-2-1-0	0-1-0	1	0-0	0
*4.23	IPFW	4-0-1-0	0-0-0	0	0-0	0
*4.25	St. John's	5-1-1-0	0-0-0	0	0-0	1
*4.26	St. John's	4-0-2-1	0-0-0	0	0-0	0
*4.27	St. John's	4-0-2-0	0-0-0	0	0-0	0
*4.29	MVS	3-0-0-0	0-0-0	0	0-0	2
*4.30	MVS	3-3-3-2	0-1-0	0	1-1	0
*5.2	UConn	5-1-2-1	0-1-0	0	0-0	0
*5.3	UConn	5-1-1-0	0-0-0	0	0-0	1
*5.4	UConn	3-0-2-1	0-0-0	1	0-0	0
*5.9	Pitt	6-0-3-2	0-0-0	0	0-0	0
*5.10	Pitt	3-0-0-0	0-0-0	1	0-0	0
*5.12	W. Michigan	3-0-0-0	0-0-0	0	0-0	0
*5.13	Michigan	5-1-0-0	0-0-0	0	1-1	1
*5.15	USF	5-1-3-1	0-0-0	0	0-0	1
*5.16	USF	7-0-1-0	0-0-0	0	0-0	1
*5.17	USF	5-2-3-2	0-0-0	0		

Position Players Career
Game-by-Game

2007 Opp	AB-R-H-RBI	2B-3B-HR	BB	SB	SO
2.17 PV A&M	0-0-0-0	0-0-0	0	0-0	0
3.21 WMU	1-0-0-0	0-0-0	0	0-0	1
3.28 Chicago St.	3-2-2-0	1-0-0	0	0-0	1
4.24 Ball State	0-0-0-0	0-0-0	1	0-0	0
5.17 UConn	0-0-0-0	0-0-0	0	0-0	0
Totals	4-2-2-0	1-0-0	1	0-0	1

Alex Robinson • OF • So. • #2

2009 Opp	AB-R-H-RBI	2B-3B-HR	BB	SB	SO
2.22 Purdue	0-0-0-0	0-0-0	0	0-0	0
2.28 Dayton	1-1-1-0	0-0-0	0	0-0	0
3.7 Rice	1-0-0-0	0-0-0	0	0-0	1
3.8 Wash. St.	1-0-0-0	0-0-0	0	0-0	0
3.11 Grambling	1-0-0-0	0-0-0	0	0-0	0
*3.12 Illinois St.	4-0-0-0	0-0-0	0	0-0	1
3.18 Valparaiso	0-1-0-0	0-0-0	0	0-0	0
3.25 Oakland	1-0-0-0	0-0-0	0	0-0	1
4.1 Toledo	0-0-0-0	0-0-0	0	0-1	0
4.18 WVU-1	0-0-0-0	0-0-0	0	0-0	0
4.18 WVU-2	0-0-0-0	0-0-0	0	0-1	0
4.22 Michigan-1	0-0-0-0	0-0-0	0	0-0	0
Totals	9-2-1-0	0-0-0	0	0-2	3

Matt Scioscia • C/DH • Jr. • #14

2009 Opp	AB-R-H-RBI	2B-3B-HR	BB	SB	SO
*2.20 OSU	3-0-0-0	0-0-0	1	0-0	1
*2.22 Purdue	3-0-1-0	0-0-0	0	0-0	0
*2.27 Gonzaga	3-0-0-0	0-0-0	1	0-0	1
3.7 Rice	1-0-0-0	0-0-0	0	0-0	0
*3.10 Grambling	3-0-0-1	0-0-0	0	0-0	0
3.11 Grambling	0-0-0-0	0-0-0	0	0-0	0
*3.15 UTPA	3-1-1-0	0-0-0	0	0-0	0
*3.18 Valparaiso	3-0-1-0	0-0-0	0	0-0	0
3.22 Seton Hall	1-0-1-1	0-0-0	0	0-0	0
*3.24 CMU	3-0-1-2	0-0-0	0	0-0	1
*3.25 Oakland	3-0-1-1	0-0-0	0	0-0	0
*3.27 Pittsburgh	4-0-1-1	0-0-0	0	0-0	1
3.28 Pittsburgh	1-1-1-2	0-0-1	0	0-0	0
*3.29 Pittsburgh	6-0-1-0	0-0-0	0	0-0	3
*4.4 Villanova	4-0-1-1	0-0-0	0	0-0	0
*4.4 Villanova	4-0-0-1	0-0-0	0	0-0	0
4.5 N'western	1-0-0-0	0-0-0	0	0-0	0
4.17 WVU	1-0-1-0	0-0-0	0	0-0	0
*4.26 Louisville	2-1-1-0	1-0-0	0	0-0	0
4.28 UIC	2-0-0-1	0-0-0	0	0-0	0
*4.29 BGSU	5-0-2-4	1-0-0	0	0-0	0
*5.2 UConn	1-0-0-0	0-0-0	1	0-0	1
*5.11 W. Michigan	4-1-1-0	0-0-0	0	0-0	0
*5.12 Illinois State	2-0-1-0	0-0-0	0	0-0	0
5.16 St. John's	0-0-0-0	0-0-0	0	0-0	0
5.22 St. John's	1-0-0-0	0-0-0	0	0-0	0
*5.23 Louisville	2-1-1-0	0-0-0	0	0-0	0
*5.23 Louisville	2-0-1-0	0-0-0	0	0-0	0
Totals	68-5-18-15	2-0-1	3	0-0	8

2008 Opp	AB-R-H-RBI	2B-3B-HR	BB	SB	SO
2.23 Iowa	1-0-0-0	0-0-0	1	0-0	0
2.24 Albany	1-0-0-0	0-0-0	0	0-0	1
3.2 BC	1-0-0-0	0-0-0	0	0-0	0
3.4 Maine	1-0-0-0	0-0-0	0	0-0	1
3.6 Lehigh	1-0-0-0	0-0-0	0	0-0	1
3.26 UWM	1-0-0-0	0-0-0	0	0-0	0
4.22 Chicago St.	0-0-0-0	0-0-0	0	0-0	0
4.23 IPFW	0-0-0-0	0-0-0	1	0-0	0
4.30 MVS	1-1-1-3	0-0-1	0	0-0	0
5.10 Pitt	0-0-0-0	0-0-0	0	0-0	0
*5.13 Michigan	4-2-3-0	0-0-0	1	0-0	1
5.15 USF	1-0-0-0	0-0-0	0	0-0	0
*5.16 USF	3-0-2-1	1-0-0	0	0-0	0

*5.17 USF	5-0-0-0	0-0-0	0	0-0	1
*5.20 USF	3-0-1-0	0-0-0	0	0-0	1
*5.21 WVU	4-1-1-0	1-0-0	0	0-0	1
Totals	26-4-8-4	2-0-1	3	0-0	7

Greg Sherry • INF • Jr. • #15

2009 Opp	AB-R-H-RBI	2B-3B-HR	BB	SB	SO
*2.20 OSU	2-0-0-0	0-0-0	1	0-0	1
*2.21 Illinois	3-1-1-0	0-0-0	1	0-0	1
*2.27 Gonzaga	4-1-1-0	0-0-0	0	0-0	1
*2.28 Dayton	4-3-3-1	1-0-0	1	0-0	0
*3.1 Creighton	3-0-2-1	0-0-0	0	0-0	0
*3.6 ORU	3-0-1-0	0-0-0	0	0-0	0
*3.7 Rice	2-0-0-0	0-0-0	0	0-0	1
*3.8 Wash. St.	4-1-3-0	1-0-0	0	0-0	0
*3.10 Grambling	3-2-1-0	0-0-0	1	0-0	0
*3.11 Grambling	4-0-1-2	0-0-0	1	0-0	0
*3.12 Illinois St.	4-0-1-0	0-0-0	0	0-0	2
*3.14 Trinity	3-1-1-0	0-0-0	1	0-0	0
*3.15 UTPA	1-1-0-0	0-0-0	3	0-0	0
*3.15 UTPA	1-1-0-0	0-0-0	1	0-0	0
*3.17 Ball State	4-2-2-0	0-0-0	0	0-0	1
*3.18 Valparaiso	4-1-2-1	0-0-0	0	0-0	0
*3.20 Seton Hall	3-1-1-0	0-0-0	0	0-0	0
*3.21 Seton Hall	3-0-0-0	0-0-0	0	0-0	0
*3.22 Seton Hall	3-0-0-0	0-0-0	0	0-0	0
*3.24 CMU	5-1-3-3	0-0-0	0	0-0	0
*3.25 Oakland	3-0-1-1	0-0-0	0	0-0	0
*3.27 Pittsburgh	4-0-1-0	0-0-0	0	0-0	0
*3.28 Pittsburgh	5-2-3-1	0-0-0	0	0-0	0
*3.29 Pittsburgh	5-2-3-0	2-0-0	0	0-0	1
*4.1 Toledo	4-1-2-0	1-0-0	1	0-0	1
*4.3 Villanova	2-0-0-0	0-0-0	1	0-0	0
*4.4 Villanova	3-0-0-0	0-0-0	0	0-0	0
*4.4 Villanova	2-2-0-0	0-0-0	2	0-0	1
*4.9 Cinci	4-0-1-0	1-0-0	1	0-0	0
*4.11 Cinci-1	3-0-1-1	0-0-0	0	0-0	1
*4.11 Cinci-2	4-0-2-1	0-0-0	0	0-0	1
*4.15 N'western	3-0-0-0	0-0-0	0	0-0	0
*4.17 WVU	4-0-0-0	0-0-0	0	0-0	1
*4.22 Michigan-1	2-0-1-0	0-0-0	0	0-0	0
*4.22 Michigan-2	2-1-0-0	0-0-0	1	0-0	1
*4.24 Louisville	4-1-1-1	0-0-0	0	0-0	0
*4.25 Louisville	1-0-0-0	0-0-0	2	0-1	1
*4.26 Louisville	4-3-3-0	0-0-0	1	0-0	0
*4.28 UIC	2-1-0-0	0-0-0	0	0-0	1
*4.29 BGSU	3-2-1-0	0-0-0	1	0-0	0
*5.1 UConn	3-0-1-0	0-0-0	1	0-0	0
*5.2 UConn	4-0-0-0	0-0-0	0	0-0	1
*5.3 UConn	4-0-0-0	0-0-0	0	0-0	0
*5.8 USF	1-0-0-1	0-0-0	2	0-0	0
*5.9 USF	1-1-0-0	0-0-0	1	0-0	0
*5.10 USF	2-0-0-0	0-0-0	0	0-0	1
*5.11 W. Michigan	2-1-0-0	0-0-0	1	0-0	1
*5.12 Illinois State	4-1-0-0	0-0-0	1	0-0	0
*5.14 St. John's	4-0-1-1	0-0-0	0	0-0	1
*5.15 St. John's	3-0-0-1	0-0-0	0	0-0	0
*5.16 St. John's	4-0-0-0	0-0-0	0	0-0	2
*5.19 St. John's	3-3-1-2	0-0-0	2	0-0	0
*5.20 Louisville	4-0-1-0	0-0-0	0	0-0	0
*5.22 St. John's	4-0-0-0	0-0-0	0	0-0	1
*5.23 Louisville	3-0-0-0	0-0-0	0	0-0	0
*5.23 Louisville	3-0-1-0	0-0-0	0	0-0	0
Totals	176-37-48-18	6-0-0	29	0-1	25

2008 Opp	AB-R-H-RBI	2B-3B-HR	BB	SB	SO
2.24 Albany	1-1-1-0	0-0-0	0	0-0	0
3.1 MSM	0-0-0-0	0-0-0	0	0-0	0
*3.6 Lehigh	4-0-2-0	1-0-0	0	0-0	0
*3.7 TA&MCC	3-0-2-0	0-0-0	1	0-1	0

*3.8 USA	4-2-1-1	0-0-1	0	0-0	2
*3.9 Arizona	2-0-0-0	0-0-0	0	0-0	2
*3.14 Buffalo	3-3-3-0	0-0-0	1	0-0	0
*3.15 SIU	4-0-1-0	0-0-0	0	0-0	1
*3.16 UTPA	2-0-0-0	0-0-0	1	0-0	0
*3.17 C. Michigan	2-0-0-0	0-0-0	0	0-0	1
*3.20 Georgetown	6-5-4-2	1-0-0	0	0-0	2
*3.21 Georgetown	2-0-0-0	0-0-0	2	0-0	0
*3.22 Georgetown	3-0-0-1	0-0-0	0	0-0	0
*3.25 Ball State	0-0-0-0	0-0-0	0	0-0	0
*3.29 Cinci	4-0-0-0	0-0-0	0	0-0	0
*3.29 Cinci	3-0-1-1	0-0-0	0	0-0	0
*3.30 Cinci	4-1-1-0	0-0-0	0	0-0	1
*4.4 Rutgers	2-0-1-0	1-0-0	1	0-0	0
*4.5 Rutgers	2-1-0-0	0-0-0	1	0-0	0
*4.6 Rutgers	4-0-0-0	0-0-0	0	0-0	1
*4.8 Valpo	4-0-1-1	1-0-0	0	0-0	1
4.9 Manchester	2-1-2-0	0-0-0	0	0-0	0
*4.11 Villanova	3-0-1-0	0-0-0	0	0-0	1
*4.12 Villanova	4-0-2-1	0-0-0	0	0-0	1
*4.13 Villanova	6-1-2-2	1-0-0	0	0-0	1
*4.15 Toledo	3-1-2-0	1-0-0	0	0-0	0
*4.16 NIU	4-0-0-0	0-0-0	0	0-0	0
*4.18 WVU	3-1-3-1	0-0-0	0	0-0	0
*4.19 WVU	4-1-1-0	0-0-0	1	0-0	0
*4.20 WVU	4-0-0-0	0-0-0	1	0-0	1
*4.23 IPFW	5-0-0-0	0-0-0	0	0-0	0
*4.25 St. John's	3-0-0-0	0-0-0	1	0-0	0
*4.26 St. John's	3-1-3-0	0-0-0	0	0-1	0
*4.27 St. John's	5-0-1-0	0-0-0	0	0-0	2
*4.30 MVS	2-0-0-0	0-0-0	0	0-0	0
*5.2 UConn	4-1-1-1	0-0-1	0	0-0	1
*5.3 UConn	4-0-0-0	0-0-0	0	0-0	1
5.4 UConn	3-0-1-1	0-0-0	0	0-0	0
*5.9 Pitt	3-0-0-0	0-0-0	2	0-0	0
*5.10 Pitt	2-0-0-0	0-0-0	0	0-0	0
*5.12 W. Michigan	4-1-2-1	1-0-0	0	0-0	0
*5.13 Michigan	3-0-1-0	1-0-0	1	0-0	1
*5.15 USF	1-1-1-0	0-0-0	0	0-0	0
5.16 USF	1-0-0-0	0-0-0	0	0-0	1
*5.17 USF	4-3-3-0	1-0-0	1	1-1	0
*5.20 USF	1-1-0-0	0-0-0	2	0-0	1
*5.21 WVU	3-1-1-1	0-0-0	1	0-0	1
Totals	143-27-45-14	9-0-2	17	1-3	