



2010-11 NOTRE DAME MEN'S BASKETBALL



ATHLETIC MEDIA RELATIONS: Joyce Center Room 112 Notre Dame, IN 46556 Fax: (574) 631-7941
 MEDIA RELATIONS CONTACTS: Bernadette Cafarelli o: (574) 631-8458 c: (574) 532-0249 cafarelli.1@nd.edu
 Sean Carroll o: (574) 631-2664 c: (574) 340-2177 carroll.64@nd.edu

2010-11 Schedule

Date	Opponent	Time
11/1	MARIAN UNIVERSITY [^]	W, 85-52
11/6	CATHOLIC UNIVERSITY [^]	W, 72-47
11/12	GEORGIA SOUTHERN	W, 98-61
11/14	LIBERTY	W, 72-51
11/17	CHICAGO STATE	W, 102-62
11/22	MAINE	W, 97-72
<i>Old Spice Classic (Orlando, Fla.)</i>		
11/25	vs. Georgia (ESPN2)	7:00 p.m.
11/26	vs. California/Temple (ESPN2/ESPNU)	5/7 p.m.
11/28	vs. Boston College/Texas A&M/ Wisconsin/Manhattan (ESPN2/ESPNU)	TBA
11/30	INDIANA STATE	7:30 p.m.
12/8	vs. Kentucky! (ESPN)	9:30 p.m.
12/11	GONZAGA (ESPN2)	8:30 p.m.
12/19	STONY BROOK	4:30 p.m.
12/22	UMBC	7:30 p.m.
12/29	GEORGETOWN* (ESPN2)	7:00 p.m.
1/1	at Syracuse* (ESPNU)	3:30 p.m.
1/4	CONNECTICUT*	7:00 p.m.
1/8	ST. JOHN'S* (ESPNU)	8:00 p.m.
1/10	at Marquette* (ESPN2)	7:00 p.m.
1/16	at St. John's*	Noon
1/19	CINCINNATI* (ESPN2)	7:00 p.m.
1/22	MARQUETTE*	7:00 p.m.
1/24	at Pittsburgh* (ESPN)	7:00 p.m.
2/3	at DePaul* (ESPN/ESPN2)	9:00 p.m.
2/6	RUTGERS*	Noon
2/9	LOUISVILLE* (ESPNU)	7:00 p.m.
2/12	at USF*	Noon
2/19	at West Virginia* (CBS)	1:00 p.m.
2/23	at Providence*	7:00 p.m.
2/26	SETON HALL* (ESPNU)	7:00 p.m.
2/28	VILLANOVA* (ESPN)	7:00 p.m.
3/5	at Connecticut* (ESPN/ESPN2)	2:00 p.m.
3/8-12	BIG EAST Championship (ESPN) (Madison Square Garden; New York City)	
3/15-20	NCAA First-Third Rounds	
3/24-27	NCAA Championship Regionals	
4/2	NCAA Final Four-Semifinals (Houston, Texas)	
4/4	NCAA Final Four-Final (Houston, Texas)	

[^] - Exhibition Game
 ! - BIG EAST/SEC Invitational (Louisville, Ky.)
 * - BIG EAST Conference Game
 Home events in **BOLD CAPS**
 All times Eastern

Old Spice Classic • November 25, 26 & 28 Fieldhouse sponsored by HP at the ESPN Wide World of Sports Complex Orlando, Fla.



Notre Dame Tournament Schedule

11/25	vs. Georgia (ESPN2)	7:00 p.m. (ET)
11/26	vs. California/Temple (ESPN2/ESPNU)	5:00 p.m./7:00 p.m. (ET)
11/28	vs. Boston College/Texas A&M/ Wisconsin/Manhattan (ESPN2/ESPNU)	TBA

TV: ESPN2/ESPNU
 Jon Sciambi (play-by-play analyst)
 Len Elmore (color analyst)

Radio: Jack Nolan (play-by-play analyst)
 Jordan Cornette (color analyst)

Tournament Web Site: www.oldspiceclassic.com

NOTRE DAME PROBABLE STARTING LINEUP

2010-11 Statistics

No.	Player	Pos	Ht.	Wt.	Yr.	PPG	RPG	APG
1	Tyrone Nash	F	6-8	232	Sr.	11.8	8.0	3.5
21	Tim Abromaitis	F	6-8	235	Sr.	17.5	6.3	3.3
34	Carleton Scott	F	6-8	218	Sr.	9.5	6.5	2.3
14	Scott Martin	G	6-8	219	Sr.	9.3	4.3	2.7
23	Ben Hansbrough	G	6-3	206	Sr.	18.0	3.0	5.8

Irish Head To Old Spice Classic

- Notre Dame will step away from Purcell Pavilion at the Joyce Center for the first time this season to take part in the Old Spice Classic on Nov. 25, 26 and 28 in Orlando, Fla. The Fighting Irish begin play at 7:00 p.m. (ET) on Thursday versus Georgia at the ESPN Wide World of Sports Complex. The Irish will then play either California or Temple in second-round action on Friday. In the third game of the tournament on Sunday, the Irish will play either Boston College, Texas A&M, Wisconsin or Manhattan.
- Thursday will mark the second meeting all-time between Notre Dame and Georgia. The Irish defeated the Bulldogs 88-85 during the 1993-94 campaign in Athens, Ga. For a complete list of Notre Dame's series history versus the Old Spice Classic Field go to page 9 of this notes packet.
- Mike Brey is 8-7 all-time as a head coach versus teams from the SEC. Brey last posted a win over a team from the SEC when Notre Dame defeated Kentucky, 77-67, in the third round of the National Invitation Tournament on March 25, 2009, at Purcell Pavilion at the Joyce Center.

Success In In-Season Tournaments Under Brey

- Under head coach Mike Brey, Notre Dame has captured two in-season tournament crowns. The Irish won the 2001 Hawaii-Pacific Thanksgiving Classic in Honolulu, Hawaii as the Irish defeated Hawaii-Pacific (98-58), Tennessee-Chatanooga (97-84) and Monmouth (85-48). Notre Dame also won the 2002 BB&T Classic in Washington, DC with wins over Maryland (79-67) and Texas (98-92).



NOTRE DAME 2010-11 ROSTER

2010-11 Statistics

No.	Player	Pos	Ht.	Wt.	Yr.	PPG.	RPG	Hometown/High School
0	Eric Atkins	G	6-2	173	Fr.	8.5	2.5	Columbia, Md./Mount Saint Joseph
1	Tyrone Nash	F	6-8	232	Sr.	11.8	8.0	Queens, N.Y./Lawrence Woodmere Academy & Northfield Mt. Hermon
5	Tom Kopko	G	6-2	187	Sr.	0.8	0.5	Chicago, Ill./St. Laurence
12	Alex Dragicevich	G	6-8	215	Fr.	3.3	1.3	Northbrook, Ill./Glenbrook North
14	Scott Martin	G	6-8	219	Sr.	9.3	4.3	Valparaiso, Ind./Valparaiso
21	Tim Abromaitis	F	6-8	235	GS	17.5	6.3	Unionville, Conn./Farmington
22	Jerian Grant	G	6-5	185	Fr.	--	--	Bowie, Md./DeMatha
23	Ben Hansbrough	G	6-3	203	Sr.	18.0	3.0	Poplar Bluff, Mo./Poplar Bluff
25	Tom Knight	F	6-10	253	So.	2.3	1.8	Dixfield, Maine/Dirigo
32	Joey Brooks	G	6-6	215	So.	4.0	2.5	Houston, Texas/Strake Jesuit College Prep
33	Mike Broghammer	F	6-9	248	So.	2.3	1.8	Orono, Minn./Hopkins
34	Carleton Scott	F	6-8	218	Sr.	9.5	6.5	San Antonio, Texas/James Madison
45	Jack Cooley	F	6-9	244	So.	7.5	5.0	Glenview, Ill./Glenbrook South

Head Coach: Mike Brey (George Washington '82)

Assistant Coach: Anthony Solomon (Virginia '87)

Assistant Coach: Rod Balanis (Georgia Tech '93)

Assistant Coach: Martin Ingelsby (Notre Dame '01)

Coordinator of Basketball Operations: Harold Swanagan (Notre Dame '02)

Athletic Trainer: Skip Meyer (Central Connecticut State '74)

Pronunciation Guide

Tim Abromaitis	ab-row-MY-tis
Jack Cooley	COOL-ee
Mike Broghammer.....	BROGE-ham-mer
Alex Dragicevich	Drag-ee-vich
Jerian Grant.....	JARE-in
Ben Hansbrough.....	HANDS-bro
Tom Kopko	cop-COE

National Polls (Nov. 22)

AP Top 25

1. Duke
2. Michigan State
3. Ohio State
4. Kansas State
- 5. Pittsburgh**
6. Kansas
- 7. Villanova**
- 8. Kentucky**
- 9. Syracuse**
10. Purdue
11. Missouri
12. Baylor
13. Washington
14. Memphis
15. Minnesota
- 16t. Florida
- 16t. Georgetown**
18. San Diego State
19. Illinois
20. Texas
21. Temple
- 22. Gonzaga**
23. BYU
24. Tennessee
25. North Carolina

ESPN/USA Today Coaches Poll

1. Duke
2. Michigan State
3. Ohio State
4. Kansas State
- 5. Pittsburgh**
6. Kansas
- 7. Villanova**
8. Purdue
- 9. Kentucky**
- 10. Syracuse**
11. Washington
12. Missouri
13. Baylor
14. Florida
15. Memphis
- 16. Georgetown**
17. Minnesota
- 18. Gonzaga**
19. Illinois
20. Temple
21. Texas
22. San Diego State
23. Butler
24. Tennessee
25. North Carolina

Bold indicates 2010-11 Irish opponent

- Notre Dame also has posted two runner-up finishes, at the 2002 Guardians Classic in Kansas City, Md., as the Irish lost to Creighton (80-75) in the title game and the 2008 EA Sports Maui Invitational when they fell to North Carolina (102-87) in the championship contest.

- Notre Dame is competing in an in-season tournament for the fifth straight season and for the eighth time during the Mike Brey era. Last year, the Irish finished third in the Chicago Invitational.

- Notre Dame is 15-6 all-time under Brey in in-season tournaments. Go to pages 10-11 of this notes packet to see Notre Dame's all-time results in in-season tournaments.

So Far So Good

- Notre Dame is off to a 4-0 start for the third straight season and for the sixth time during the Mike Brey era. Notre Dame's best start under Brey was 7-0 in 2001-02.

- Notre Dame's 369 points (92.2 ppg) are the most for the Irish through the first four games of a season since the 2001-02 campaign (372).

Abro On Attack

- With his game-high 26 points in a 97-72 win over Maine on Monday, senior forward **Tim Abromaitis** now has reached double digits in all four games this season and he has 32 career games in double figures. It was his 10th career 20-plus point effort. It marked the third time during his career that he's recorded back-to-back 20-point outings. Abromaitis had 21 points versus Chicago State (Nov. 17).

Shooting Stars

- The Fighting Irish shot a season best 57.7% (30-52) from the field in Monday's 97-72 victory over Maine

- Against Maine, Notre Dame shot 92.6% from the free throw line (25-27). Prior to that performance, the last time the Irish shot above 90% from the charity stripe was on Jan. 30, 2010 vs. Rutgers (9-10). The 25 made free throws were a season-high total.

- Six Notre Dame players (Abromaitis, Nash, Scott, Hansbrough, Cooley, Martin) reached double figures in points against Maine. It marked the first time the Irish had six double-digit scorers since Jan. 14, 2003 (vs. DePaul).

Tyrone Takes Control

- With his 13 points and 11 rebounds against Maine on Monday, senior forward **Tyrone Nash** registered his second straight double-double and the third double-double of his career. Nash was 11-12 from the free throw line against the Black



Number of Career Games Led Irish In ...

Tim Abromaitis		Ben Hansbrough	
Scoring	8	Scoring	8
Blocks	5	Assists	17
Steals	7	Rebounds	3
Assists	3	Steals	13
Rebounds	3	Blocks	4
Eric Atkins		Tyrone Nash	
Assists	1	Steals	11
		Blocks	15
Mike Broghammer		Rebounds	7
Steals	1	Assists	8
Blocks	1		
		Carleton Scott	
Joey Brooks		Blocks	25
Steals	4	Steals	6
		Rebounds	8
Jack Cooley		Assists	2
Steals	1		
Blocks	3		

Free-Throw Shooting in Final Five Minutes and Overtime:

Tim Abromaitis	1-2 (.500)
Eric Atkins	0-0 (.000)
Mike Broghammer	0-0 (.000)
Joey Brooks	1-4 (.250)
Jack Cooley	0-0 (.000)
Alex Dragicevich	4-4 (1.000)
Jerian Grant	0-0 (.000)
Ben Hansbrough	2-2 (1.000)
Tom Knight	1-1 (1.000)
Tom Kopko	0-0 (.000)
Scott Martin	0-2 (.000)
Tyrone Nash	0-0 (.000)
Carleton Scott	0-0 (.000)
Total	9-15 (.600)
Opponents	11-14 (.786)

Irish On The Road Under Brey

	Away	Neutral	Overall
2010-11	0-0	0-0	0-0
2009-10	3-6	3-3	6-9
2008-09	3-8	3-4	6-12
2007-08	5-4	3-4	8-8
2006-07	3-5	3-3	6-8
2005-06	4-7	0-2	4-9
2004-05	4-6	0-1	4-7
2003-04	6-5	2-1	8-6
2002-03	4-5	6-3	10-8
2001-02	8-4	5-3	13-7
2000-01	6-4	2-2	8-6
Totals	46-54	27-26	73-80
	(.460)	(.509)	(.477)

Bears. He is 29-35 (.829) from the charity stripe this season. He entered this season as a 56.7% career free throw shooter (110-194).

- On Nov. 14, Nash tied a single-game career-high total with 16 points against Liberty. He made a single-game career-best 12 free throws, on a career-high 15 attempts, against the Flames.

- Nash is third on the team with 14 assists (3.5 apg) this season.

Double-Double Times Three

- **Tim Abromaitis**, **Tyrone Nash** and **Carleton Scott** all notched a double-double in the win over Chicago State on Nov. 17. It marked the first time three Irish players all recorded a double-double in the same game since Jan. 23, 2010 versus DePaul when Luke Harangody Ben Hansbrough and Nash accomplished the feat.

- For Abromaitis, it was his second career double-double as he tallied 21 points and a career-high tying 10 rebounds. He also had a career-high seven assists in the contest.

- Nash had 11 points and 10 rebounds against Chicago State to go along with a career-high seven assists.

- It was Scott's fourth career double-double with 17 points and 11 boards. The 17 points tied a career-high total. Scott had a double-double in three of the final six contests last season.

Novembers To Remember

- Notre Dame head coach Mike Brey never has lost a home game in November during his 10-plus seasons with the Fighting Irish. Notre Dame is 34-0 all-time at Purcell Pavilion at the Joyce Center in November under Brey.

- Notre Dame teams traditionally have played well under Brey during the month of November. In his 11 seasons on the Irish bench, Brey's teams have compiled a 45-7 (.865) record.

Hansbrough Staying Hot

- Senior guard **Ben Hansbrough** has led the Fighting Irish in scoring in three of the first four games of the season. He is averaging a team-best 18.0 points per game and has a team-high 23 assists (5.8 apg). Hansbrough is 16-27 (.593) from three-point range this season.

- Against Chicago State on Nov. 17, Hansbrough hit a single-game career-high six three pointers en route to tallying 22 points. It was the second time this season that he has hit the 20-point plateau. He has scored 20-plus points nine times during his career, including five times while at Notre Dame.

- Hansbrough has reached double-digits 53 times in his career, including 27 times with the Irish. He has reached double digits in every game this season and in a team-best six straight games dating back to last season.

- Hansbrough posted 20 points in the season opener against Georgia Southern (Nov. 12). With his 12th point of the contest, Hansbrough reached the 1,000th point mark for his career that spans two playing seasons at Mississippi State (2006-08) and one at Notre Dame (2009-10).

Martin Makes An Impact

- Senior guard **Scott Martin** scored a season-high 15 points on Monday versus Maine. It was his highest point output since he netted 17 against Missouri State on Dec. 23, 2007, during his freshman season at Purdue.

- Martin did not play in 2008-09 due to NCAA transfer rules and he missed all of last season with an ACL injury.

Ironmen

- **Tim Abromaitis**, **Ben Hansbrough** and **Tyrone Nash** all have played in the past 39 contests. Nash and Hansbrough both have started all 39 of those contests. Overall, Nash has played in a team-best 54 straight contests. The last game he did not play in was at Cincinnati on Feb. 4, 2009.

Topping The Century Mark

- In the 102-62 victory over Chicago State on Nov. 17, Notre Dame reached the 100-point mark for the first time since a 101-69 win over Bucknell last season (Dec. 22, 2009). It was the 13th time a Fighting Irish team has scored 100-plus points during the Mike Brey era.

- It was the first victory of at least 40 points for the Irish since a 108-62 win over Northern Illinois on Dec. 8, 2007.

Hitting The Glass

- The Fighting Irish have out-rebounded their opponents 183-112 this season, including a 62-35 edge on the offensive glass. On average, Notre Dame is hauling



2010-11 BIG EAST STANDINGS

(as of games played on Nov. 22)

	Overall Record	BIG EAST Record
Georgetown	5-0	0-0
Pittsburgh	5-0	0-0
NOTRE DAME	4-0	0-0
Providence	4-0	0-0
Syracuse	4-0	0-0
Villanova	4-0	0-0
Cincinnati	3-0	0-0
Connecticut	3-0	0-0
Louisville	3-0	0-0
Marquette	4-1	0-0
West Virginia	3-1	0-0
Rutgers	2-1	0-0
USF	2-2	0-0
DePaul	1-1	0-0
St. John's	1-1	0-0
Seton Hall	2-3	0-0

Players of the Week

Ashton Gibbs, Jr., G, Pittsburgh

Rookies of the Week

Sean Kilpatrick, Fr., G, Cincinnati

Notre Dame Weekly Honor Roll Honorees

Ben Hansbrough (Nov. 22)

down 17.8 more rebounds per game than its foes. The Irish held a 36-21 rebounding advantage over Maine on Monday.

A Passing Grade

• Notre Dame has registered 92 assists on its 120 made field goals this season (.767). As a team, the Irish boast a 2.24 assist-to-turnover ratio.

Draining From Deep

• The Irish have drained 10 or more three pointers in each of the past three games. Notre Dame went 10-28 from behind the arc against Liberty (Nov. 14) and followed that up with 12 treys, on 31 attempts, against Chicago State (Nov. 17). Notre Dame also hit 12 three-pointers, on 18 attempts, versus Maine on Monday.

• Notre Dame went 8-11 from three-point range in the first half against Maine on Monday. The eight made treys matched a season-high total for a half for the Irish. Notre Dame made eight three-pointers in the second half versus Chicago State.

Jack Attack

• Sophomore forward **Jack Cooley** scored a career-high 13 points on 6-7 shooting from the field against Maine on Monday. It was the second double-digit scoring output this season for Cooley, who netted a then career-high 11 points versus Georgia Southern in the season opener. Cooley is 13-16 (.813) from the field this season.

Impressive Opening Debut

• With its 98-61 win over Georgia Southern, Notre Dame now is 88-18 (.830) in season openers and 37-6 (.860) all-time in openers at Purcell Pavilion at the Joyce Center.

• Irish teams now are 11-0 all-time in season openers under head coach Mike Brey.

• The 98 points put up by the Irish were the highest point total in a season opener since a 99-53 victory over New Hampshire to start the 2001-02 season.

• The 37-point margin of victory was the largest in a season opener since a 43-point win (92-49) against IPFW to start the 2006-07 campaign.

• The 62 points scored by the Irish in the first half en route to a 62-23 halftime lead matched the most ever by Notre Dame team under head coach Mike Brey. Previously, Notre Dame had 62 points in the first half against Loyola-Chicago on Nov. 22, 2000.

• Georgia Southern's five first-half field goals tied for the fewest by an opponent in the Mike Brey era.

Home Cooking

• Notre Dame will open up the season by playing its first four games at home and will play eight of its 12 non-league opponents at home before opening up BIG EAST play against Georgetown on Wednesday, Dec. 29.

• Notre Dame's first games away from Purcell Pavilion at the Joyce Center will be at the Old Spice Classic at the ESPN Wide World of Sports Complex in Orlando, Fla., Nov. 25-28.

• Notre Dame also travels to Louisville, Ky., on Wednesday, Dec. 8 for a match-up against Kentucky in the SEC/BIG EAST Invitational. The game, which will be played at Freedom Hall, is part of a doubleheader that evening (the other game features Seton Hall and Arkansas). The Wildcats head into the 2010-11 campaign ranked 11th in the Associated Press and 10th in the ESPN/USA Today preseason rankings.

• Notre Dame's marquee matchup at home will be against Gonzaga on Saturday, Dec. 11. The first-ever matchup between the two schools is part of a two-game series. The Irish will head to Spokane during the 2011-12 campaign. The Zags are ranked 12th in both preseason polls.

Home Court Advantage

• Notre Dame has won 73 of its last 79 (.924) home games and is 31-5 (.861) in its last 36 BIG EAST regular-season home contests.

Tom Knight Gets Into The Act

• After sitting out all of last season, **Tom Knight** scored the first points of his career in the season opener against Georgia Southern as he finished with seven points and four rebounds in nine minutes of action.

No Opening Game Jitters For These Rookies

• Freshmen **Eric Atkins** and **Alex Dragicevich** showed little signs of opening night jitters in their collegiate debuts against Georgia Southern. Atkins played 22 min-



2010-11 Mike Brey Radio Show

The Mike Brey Radio Show is broadcast live from Legends on the campus of the University of Notre Dame. on Thursday nights at 7:00 pm during the basketball season. Irish fans can join head coach Mike Brey as well as Irish players for an in-depth look inside Notre Dame basketball. Notre Dame Men's Basketball Network play-by-play announcer Jack Nolan hosts the show which can be heard locally on NewsTalk 960 WSBT- AM and worldwide on www.und.com. The show will re-air on Friday nights on College Sports Nation on Sirius Radio (122) and XM (143).

Schedule

Show #1	Thursday, December 2
Show #2	Thursday, December 9
Show #3	Thursday, December 16
Show #4	Thursday, December 30
Show #5	Thursday, January 6
Show #6	Thursday, January 13
Show #7	Thursday, January 20
Show #8	Thursday, January 27
Show #9	Monday, February 7
Show #10	Thursday, February 17
Show #11	Thursday, February 24
Show #12	Thursday, March 3

2010-11 BIG EAST Teleconferences

(Contact the BIG EAST Conference for teleconference number information)

Jan. 6, Jan. 20, Feb. 3 and Feb. 17

11:00 a.m.	Buzz Williams, Marquette
11:08 a.m.	Bob Huggins, West Virginia
11:16 a.m.	Keno Davis, Providence
11:24 a.m.	Jim Calhoun, Connecticut
11:32 a.m.	Steve Lavin, St. John's
11:40 a.m.	Jamie Dixon, Pittsburgh
11:48 a.m.	Kevin Willard, Seton Hall
11:56 a.m.	John Thompson III, Georgetown

Jan. 13, Jan. 27, Feb. 10 and Feb. 24

11:00 a.m.	Jay Wright, Villanova
11:08 a.m.	Stan Heath, USF
11:16 a.m.	Mike Brey, Notre Dame
11:24 a.m.	Mike Rice, Rutgers
11:32 a.m.	Oliver Purnell, DePaul
11:40 a.m.	Mick Cronin, Cincinnati
11:48 a.m.	Jim Boeheim, Syracuse
11:56 a.m.	Rick Pitino, Louisville

Watch the Irish on UND.com ...

UND.com, the official web site of the University of Notre Dame athletics department, will feature a free broadcast for all Notre Dame non-conference home games during the 2010-11 season. The live streaming feed will feature the official radio play-by-play call from Jack Nolan and LaPhonso Ellis. Here is the list of games that will be carried by und.com ...

Nov. 12	Georgia Southern	8:30 p.m. (ET)
Nov. 14	Liberty	2:00 p.m. (ET)
Nov. 17	Chicago State	7:30 p.m. (ET)
Nov. 22	Maine	7:30 p.m. (ET)
Nov. 30	Indiana State	7:30 p.m. (ET)
Dec. 19	Stony Brook	4:30 p.m. (ET)
Dec. 22	UMBC	7:30 p.m. (ET)

2010-11 Notre Dame Basketball Radio Affiliates

Notre Dame Sports Properties originates the Notre Dame Radio Network which includes: WSBT AM 960 (South Bend, Ind.); WLS AM 890 (Chicago, Ill.); WXNT-AM 1430 in Indianapolis, Ind.; WNUY-FM 100.1 (Fort Wayne, Ind.); WRSW ESPN 1480 AM (Warsaw, Ind.); WEFM FM 95.9 (Michigan City, Ind.); WLUV-AM 1520 (Rockford, Ill.); WVIL-FM 101.3 (Jacksonville/Peoria, Ill.); WJLS-AM 560 (Beckley, W.Va.); WKKX-AM 1600 (Wheeling, W.Va.); SIRIUS Satellite (159) and XM Radio (117); and worldwide on www.und.com.

utes and scored nine points, grabbed three rebounds and dished off three assists. He made all four of field goal attempts and turned the ball over just twice. Dragicevich played 10 minutes and finished with nine points and grabbed three rebounds.

- Against Chicago State on Nov. 17, Atkins became the first Irish freshman to start a game since Luke Harangody and Tory Jackson started against Winthrop in the first round of the 2007 NCAA Tournament.

- By scoring 10 points against Liberty (Nov. 14) and 12 more versus Chicago State (Nov. 17), Atkins became the first Irish freshman to reach double figures in consecutive games since Harangody did so during the 2006-07 campaign.

- Atkins is averaging 8.5 points per game and he is second on the team with 17 assists (4.3 apg). He is averaging 24.5 minutes per game and boasts a 4.25 assist-to-turnover ratio.

378 And Counting

- Heading into the Georgia contest, Notre Dame has made at least one three-pointer in 378 straight contests dating back to the 1998-99 campaign. The Fighting Irish have made at least one three pointer during every game of the Mike Brey era. The last time an Irish team failed to hit a three-pointer in a game was in a 101-70 loss to Connecticut at the Hartford Civic Center on Jan. 12, 1999. Notre Dame finished 0-7 from beyond the arc in that contest. In 2008-09, the Irish set a single-season three-point record with 319.

Conference Call

- Notre Dame will face three America East Conference schools during the 2010-11 campaign — Maine (Nov. 22), Stony Brook (Dec. 19) and UMBC (Dec. 22). Irish teams are 12-0 all-time versus schools from the America East, including the 97-72 win over Maine on Nov. 22. The Irish also will meet two SEC foes during the season when they play Georgia in the Old Spice Classic on Nov. 25 and Kentucky in the SEC/BIG EAST Invitational on Dec. 8.

Irish Take Shot At Fifth Straight 20-Win Campaign

- Notre Dame will be aiming for its fifth consecutive 20-win campaign and eighth in the last 11 seasons under head coach Mike Brey. The last time Irish teams reached the 20-win mark in five straight campaigns was from 1983-89 when those Notre Dame squads under Digger Phelps strung together six consecutive 20-win seasons.

Postseason Stretch

- Notre Dame has earned appearances in the postseason in each of the last 11 years, which marks the longest stretch in school history. The Irish have been to the NCAA Tournament on six occasions and the National Invitation Tournament (NIT) five times during this current stretch. Under head coach Mike Brey, Notre Dame has played in the NCAAs six times and NIT four times.

BIG EAST Formula For Success

- Since his arrival at Notre Dame, head coach Mike Brey has led the Irish to a 98-68 (.590) record in BIG EAST regular-season games and a 6-10 mark in tournament play for an overall record of 104-78 (.571) against league foes. Brey's Irish teams have won 10 or more conference regular-season games in six of his 10 seasons. Prior to his arrival at Notre Dame, Irish teams had just a 35-53 (.398) regular-season record from 1995-2000.

BIG EAST Turnaround

- During head coach Mike Brey's tenure, Irish teams have only had two losing seasons in BIG EAST play — 6-10 in 2005-06 and 8-10 in 2008-09. Since the 2005-06 campaign when the Irish finished 6-10 after beginning the BIG EAST regular-season with a 1-8 record, Notre Dame has gone 48-29 (.623) over the last 77 regular-season contests. In addition to Notre Dame, only four other BIG EAST teams have had records of .500 or better eight or more times — Pittsburgh and Syracuse (nine times) and Notre Dame, Connecticut and Villanova (eight times).

BIG EAST Repeats

- For the fourth consecutive season, Notre Dame will meet Connecticut in a home-and-home series during the 2010-11 BIG EAST regular season. In addition to the Huskies, the Irish also are slated to play Marquette and St. John's twice this season. This will be the fourth year since the expansion to 16 teams that the Conference will employ an 18-game regular-season slate with all team playing each other once and three opponents twice in a home-and-away format. Notre Dame's single-game home opponents will be Cincinnati, Georgetown, Louisville, Rutgers, Seton Hall and Villanova. The road slate also will feature visits to DePaul,



2010-11 BIG EAST Preseason Coaches' Poll

	Pts.
1. Pittsburgh (12)	222
2. Villanova (1)	208
3. Syracuse (2)	187
4. Georgetown	173
5. West Virginia	164
6. St. John's (1)	145
7. NOTRE DAME	123
8. Louisville	121
Marquette	121
10. Connecticut	113
11. Seton Hall	104
12. Cincinnati	91
13. USF	54
14. Providence	36
15. Rutgers	32
16. DePaul	26

*First-place votes in parentheses

BIG EAST Preseason Player of the Year

Austin Freeman, Georgetown, Sr., G

BIG EAST Preseason Rookie of the Year

Fab Melo, Syracuse

Preseason All-BIG EAST First Team

Austin Freeman, Georgetown, Sr., G
Kemba Walker, Connecticut, Jr., G
Ashton Gibbs, Pittsburgh, Jr., G
Jeremy Hazell, Seton Hall, Sr., G
Corey Fisher, Villanova, Sr., G
Kevin Jones, West Virginia, Jr., F

Preseason All-BIG EAST Second Team

Chris Wright, Georgetown, Sr., G
Jimmy Butler, Marquette, Sr., F

Tim Abromaitis, Notre Dame, Sr., F

D.J. Kennedy, St. John's, Sr., G/F
Kris Joseph, Syracuse, Jr., F

Preseason All-BIG EAST Honorable Mention

Yancy Gates, Cincinnati, Sr., F
Darius Johnson-Odom, Marquette, Jr., G
Rick Jackson, Syracuse, Sr., F

Pittsburgh, Providence, USF, Syracuse and West Virginia.

Irish Set To Meet Kentucky In DIRECTV SEC/BIG EAST Invitational

• Notre Dame is scheduled to make its first-ever appearance in the DIRECTV SEC/BIG EAST Invitational in 2010 as the Irish are scheduled to meet Kentucky at Freedom Hall in Louisville, Ky., on Wednesday, Dec. 8 in a game that will be televised on ESPN. The contest is part of a doubleheader that evening (Seton Hall will face Arkansas in the other game).

• Notre Dame and Kentucky have met at Freedom Hall on 32 occasions with the first contest played in January 1937. The Wildcats own a 32-9 advantage in the games the two schools have played at Freedom Hall. The last time the Notre Dame and Kentucky faced each other at Freedom Hall was on Jan. 31, 1988 as the Wildcats earned a 78-69 victory.

Irish To Appear On Three BIG Monday Broadcasts

• As part of its 18-game national television slate in 2010-11, Notre Dame will be part of three ESPN Big Monday broadcasts. The first appearance for the Fighting Irish will be when head coach Mike Brey's squad travels to the Bradley Center in Milwaukee, Wis., to take on Marquette at 7:00 p.m. (ET) on Jan. 10 in a game that will be shown on ESPN2. Notre Dame's matchup at Pittsburgh on Jan. 24 at 7:00 p.m. (ET) at the Petersen Events Center will be shown on ESPN. The ESPN Big Monday cameras will make their only appearance at Purcell Pavilion at the Joyce Center at 7:00 p.m. (ET) on Feb. 28 when the Irish take on Villanova.

Lights, Camera, Action

• More than half of the 144 regular-season BIG EAST Conference men's basketball games will be seen on national television during the 2010-11 season, once again giving BIG EAST teams unprecedented exposure on the nation's leading television outlets. In total 73 of the regular-season contests will be on national television — either on CBS Sports, ESPN, ESPN2 or ESPNU. This will mark the fourth straight season in which all 144 regular-season league games will be televised.

106 Years Young

• The 2010-11 campaign marks the 106th season of basketball at Notre Dame and the 16th season as a member of the BIG EAST Conference. Notre Dame teams have posted a 1678-920 record for a .646 winning percentage. In 15 seasons as a member of the BIG EAST, the Irish own a 133-121 (.523) record all-time in conference regular-season play.

The Captains

• Seniors **Tim Abromaitis**, **Ben Hansbrough**, **Tyrone Nash** along with junior **Carleton Scott** will serve as captains during the 2010-11 season. All four are captains for the first time in their careers.

Elder Statesman

• Mike Brey is in his 11th season along the Irish sidelines and is the third-longest tenured coach in the BIG EAST, behind only Jim Boeheim of Syracuse and Jim Calhoun of Connecticut. Brey stands sixth all-time in the BIG EAST with 100 victories (104-78 overall that includes regular-season and tournament contests). He is the sixth coach in BIG EAST history to record 100 conference wins.

BIG EAST All-Time Winningest Coaches By Victories

(Includes conference regular-season and championship games)

1. Jim Boeheim, Syracuse	371
2. Jim Calhoun, Connecticut	289
3. John Thompson, Georgetown	231
4. Lou Carnesecca, St. John's	139
5. Rollie Massimino, Villanova	123
6. Mike Brey, Notre Dame	104

Basketball Bloodlines

• This year's Notre Dame roster features several players with some strong basketball bloodlines:

• **Tim Abromaitis** - His father, Jim, played basketball at the University of Connecticut (1975-80) and was drafted by the New Jersey Nets. His brother, Jason, played basketball at Yale (2003-07).

• **Mike Broghammer** - His uncle, Christian Laettner, played professional basketball for 13 seasons and was a member of the 1992 gold medal Dream Team. He played for Duke University (1988-92) and led the Blue Devils to national championships in 1991 and 1992.

• **Joey Brooks** - His father, Lott J. Brooks, III, played professional college



Hitting The Century Mark

Notre Dame has scored at least 100 points 13 times during the Mike Brey era. Most recently, the Fighting Irish deposited 102 points on Nov. 17 versus Chicago State. Here are Notre Dame's 100-point outputs during Brey's tenure.

Date	Opponent	Result
11/18/00	Sacred Heart	W, 104-58
11/22/00	Loyola (Chicago)	W, 107-68
2/9/02	at Georgetown (4ot)	W, 116-111
12/14/02	DePaul	W, 102-71
1/25/03	at Boston College (ot)	W, 101-96
2/18/06	at Seton Hall	W, 102-91
12/28/06	Rider	W, 101-51
1/30/07	at Syracuse	W, 103-91
12/8/07	Northern Illinois	W, 108-62
12/2/08	South Dakota	W, 102-76
2/21/09	at Providence	W, 103-84
12/22/09	Bucknell	W, 101-69
11/17/10	Chicago State	W, 102-62

Taking Care Of The Basketball

Under Irish head coach Mike Brey, Notre Dame always has been a team that has had a high number of assists and very few turnovers. Here's a look at the Irish under Brey:

	FGs	Assts	TOs	Asst/Bskt	Asst/TO
2000-01	814	527	434	.647	1.21
2001-02	934	629	435	.673	1.45
2002-03	917	558	446	.609	1.25
2003-04	766	434	329	.567	1.32
2004-05	671	415	341	.618	1.22
2005-06	772	468	364	.606	1.29
2006-07	869	552	414	.635	1.33
2007-08	914	608	429	.665	1.42
2008-09	988	601	343	.608	1.75
2009-10	918	585	362	.637	1.62
2010-11	120	92	41	.767	2.24

basketball at Eckerd College (1974-78).

- **Jerian Grant** - His father, Harvey, played basketball at the University of Oklahoma (1986-88), and was the 12th pick overall in the 1988 NBA Draft and played from 1988-99 in the NBA. His uncle, Horace Grant, played at Clemson, and was the 10th overall pick in the NBA Draft by the Chicago Bulls. He is the owner of four NBA championship rings. His older brother, Jerai, is a senior on the Clemson basketball team, while a younger brother, Jerami is a junior on the DeMatha basketball team.

- **Ben Hansbrough** - His brother, Tyler, played basketball at the University of North Carolina (2005-09). A three-time All-American, he was the 2008 National Player of the Year and led the Tar Heels to the 2009 national championship. Currently, he is in his second season with the Indiana Pacers, and was the 13th pick overall in the 2009 NBA Draft.

- **Tom Knight** - His father, Karl, played basketball at Bowdoin (1976-80).

DeMatha Connection

• **Jerian Grant** is the first Irish basketball player from DeMatha to attend Notre Dame during the Mike Brey era. Brey played and coached at DeMatha and also is the alma mater of assistant coach Rod Balanis. Former Irish players who also played at DeMatha include Bob Whitmore (1967-69), Sid Catlett (1969-71) and Adrian Dantley (1974-76).

Irish Ink One For 2011

- **Pat Connaughton**, a 6-5, 195-pound swingman from Arlington, Mass., was the lone early-November 2011 signee for head coach Mike Brey.

- A four-year starter at St. John's Prep in Danvers, Mass., Connaughton averaged 24.0 points and 17.9 rebounds in 2009-10 as he led St. John's to one of the best seasons in program history as the squad finished with a 21-3 marks that included a 15-game win streak during the season. In addition, his squad won the Catholic Conference championship and finished the regular season with a 7-1 league record. His team was ranked seventh in the final Massachusetts state polls after making the school's first appearance since 1974 in the Division 1 state finals.

- Connaughton was the only junior selected to the Boston Globe Super Team and the Boston Herald High Dream Team. He was selected as Most Valuable Player (MVP) of the Catholic Conference and was named to the Catholic Conference All-Star Team. In addition, he was selected as his team's MVP and served as team captain.

- He is ranked 73rd nationally by Scout.com and 100th by ESPNU.

Brey Serving as Chairman of NCAA Men's Basketball Rules Committee

- **Mike Brey** was elected chair of the 2010-11 NCAA Men's Basketball Rules Committee in May 2010 and is serving his fourth year on the rules committee.

Adidas And Notre Dame Unveil Lightest, Most Technologically Advanced College Basketball Uniforms

- At the start of the 2010-11 basketball season, adidas and the University of Notre Dame basketball teams unveiled the lightest and most technologically advanced college basketball uniforms ever. Designed and developed by adidas, the uniforms are 30 percent lighter and dry twice as fast as previous uniforms to help enhance the Fighting Irish's performance by keeping players cooler, drier and more comfortable on the court.

- The new Notre Dame uniforms, made from 60 percent recycled materials, feature adidas' Formotion technology, which reduces seams, decreases friction between the garment and the player's skin and optimizes the player's natural movement through specially constructed material. adidas reduced uniform weight and increased player comfort by switching front and back numbers from heavier, dense materials to a more breathable mesh.

- The new Notre Dame uniform absorbs moisture in less than three seconds as a result of adidas CLIMACOOL fabrics. The jersey moves heat and sweat away from the body through a combination of moisture management materials, ventilation channels and three dimensional garments, helping the uniform dry twice as quickly.

- Along with Notre Dame, 10 other schools will debut the new uniforms this season, including University of Cincinnati, Indiana University, University of Kansas, University of Louisville, University of Michigan, University of Nebraska, North Carolina State University, University of Tennessee, UCLA and University of Wisconsin.

- In addition to the NCAA teams wearing the new uniforms, all 30 NBA teams will wear Revolution 30 jerseys this season featuring similar adidas technology.



GAME-BY-GAME STARTING LINEUPS

Date	Opponent (Result)	Starting Lineup	No. of Times	Record With Lineup
11/12	Georgia Southern (W, 98-61)	Abromaitis-Hansbrough-Martin-Nash-Scott	1	1-0
11/14	Liberty (W, 72-51)	Abromaitis-Hansbrough-Martin-Nash-Scott	2	2-0
11/17	Chicago State (W, 102-62)	Abromaitis-Atkins-Hansbrough-Nash-Scott	1	1-0
11/22	Maine (W, 97-72)	Abromaitis-Hansbrough-Martin-Nash-Scott	3	3-0

Notre Dame's Record in 2010-11 when ...

Played at the Purcell Pavilion.....	4-0	Plays on Television	0-0
Played on the road.....	0-0	Plays in November	4-0
Played at a neutral site.....	0-0	Plays in December	0-0
BIG EAST Conference record (all games)	0-0	Plays in January	0-0
Non-conference record	4-0	Plays in February	0-0
Leading at halftime	4-0	Plays in March.....	0-0
Trailing at halftime.....	0-0	Plays in Day Games.....	1-0
Tied at halftime.....	0-0	Plays in Night Games	3-0
Playing an overtime game.....	0-0	Plays on Sundays	1-0
Shoots .500 or better	1-0	Plays on Mondays.....	1-0
Shoots .500 or less.....	3-0	Plays on Tuesdays	0-0
Opponents shoots .500 or less.....	4-0	Plays on Wednesdays	1-0
Shoots better than opponent.....	4-0	Plays on Thursdays.....	0-0
Shoots worse than opponent.....	0-0	Plays on Fridays.....	1-0
Shoots same as opponent	0-0	Plays on Saturdays	0-0
Makes more free throws than opponent.....	3-0	Final Margin is 5 points or less	0-0
Makes less free throws than opponent	1-0	Final Margin is 6-10 points	0-0
Same number of free throws	0-0	Final Margin is 11-20 points	0-0
Outrebounds opponents	4-0	Final Margin is 20-plus points.....	4-0
Outrebounded by opponent	0-0	Has a player score 20-plus points	3-0
Same number of rebounds.....	0-0	Has a player score 30-plus points	0-0
Has more turnovers than opponent.....	1-0	Scores 59 points or less	0-0
Has fewer turnovers than opponent.....	3-0	Scores 60-69 points.....	0-0
Has same number of turnovers	0-0	Scores 70-79 points.....	1-0
Bench outscores opponent's bench.....	2-0	Scores 80-89 points	0-0
Outscored by opponent's bench	1-0	Scores 90-plus points.....	3-0
Bench points are the same.....	1-0		
Plays a ranked opponent.....	0-0		
Makes 10 or more three-pointers	3-0		
No Notre Dame player fouls out.....	4-0		
One Notre Dame player fouls out.....	0-0		
Two or more Notre Dame players foul out.....	0-0		
Wears White Uniforms	3-0		
Wears Blue Uniforms	0-0		
Wears Gold Uniforms.....	1-0		
Wears Black Uniforms.....	0-0		
Plays in an In-Season Tournament.....	0-0		



NOTRE DAME VS. THE OLD SPICE CLASSIC FIELD

BOSTON COLLEGE

Notre Dame leads 11-10

Home: 8-4, Away: 2-6, Neutral: 1-0

Date	Site	Result	Score
2-7-63	Notre Dame, IN	W	74-66
12-18-65	Notre Dame, IN	L	89-93
3-19-84	Springfield, MA	W	66-52
2-14-89	Notre Dame, IN	L	72-83
1-9-90	Chestnut Hill, MA	W	80-67
1-31-91	Notre Dame, IN	L	77-79
12-11-91	Chestnut Hill, MA	L	54-78
12-20-92	Notre Dame, IN - ot	W	73-70
12-2-93	Chestnut Hill, MA	L	79-87
1-29-95	Notre Dame, IN	W	74-68
1-9-96	Chestnut Hill, MA	L	57-72
1-11-97	Notre Dame, IN	L	61-73
3-1-97	Chestnut Hill, MA	L	74-76
2-11-98	Notre Dame, IN	W	75-72
1-27-99	Chestnut Hill, MA	L	67-78
2-28-99	Notre Dame, IN	W	78-59
1-12-00	Notre Dame, IN	W	86-77
2-21-01	Notre Dame, IN	W	76-75
1-25-02	Chestnut Hill, MA (ot)	W	101-96
2-4-04	Chestnut Hill, MA	L	69-76
2-8-05	Notre Dame, IN	W	68-65

CALIFORNIA

California leads 1-0

Home: 0-0, Away: 0-0, Neutral: 0-1

Date	Site	Result	Score
12-27-66	Honolulu, HI*	L	63-69

*-Rainbow Classic

GEORGIA

Notre Dame leads 1-0

Home: 0-0, Away: 0-0, Neutral: 1-0

Date	Site	Result	Score
2-6-94	Atlanta, GA	W	88-85

MANHATTAN

Notre Dame leads 9-3

Home: 5-1, Away: 4-2, Away: 0-0

Date	Site	Result	Score
12-29-56	New York, NY*	L	79-86
1-10-76	Notre Dame, IN	W	88-71
2-17-77	New York, NY*	W	80-76
1-17-78	Notre Dame, IN	W	81-64
2-15-79	New York, NY*	W	86-63
2-6-80	Notre Dame, IN	W	93-49
2-22-84	New York, NY*	W	63-58
11-25-84	Notre Dame, IN	W	67-52
2-19-86	New York, NY*	W	102-47
3-25-92	Notre Dame, IN#	W	74-58
1-22-94	Notre Dame, IN	L	50-57
2-6-96	New York, NY*	L	44-65

*-Madison Square Garden

#-Postseason NIT

TEMPLE

Series tied 2-2

Home: 1-0, Away: 1-1, Neutral: 1-0

Date	Site	Result	Score
2-12-34	Philadelphia, PA	W	42-33
3-11-35	Philadelphia, PA	L	26-34
1-29-89	Notre Dame, IN	W	64-60
2-16-91	Hershey, PA	L	46-70

TEXAS A&M

First Meeting

WISCONSIN

Notre Dame leads 16-11

Home: 9-3, Away: 6-8, Neutral: 1-0

Date	Site	Result	Score
2-8-27	Madison, WI	W	19-14
2-7-28	Madison, WI	W	21-14
12-13-37	Notre Dame, IN	W	33-31
12-10-38	Madison, WI	L	39-45
12-12-39	Notre Dame, IN	W	51-33
12-14-40	Madison, WI	L	43-44
12-13-41	Madison, WI	L	35-43
12-14-42	Notre Dame, IN (ot)	W	61-59
12-11-43	Milwaukee, WI	W	41-31
12-31-43	Notre Dame, IN	L	45-47
12-16-44	Madison, WI	W	57-46
12-15-45	Notre Dame, IN	W	65-51
12-14-46	Madison, WI (ot)	L	49-53
12-13-48	Notre Dame, IN	W	60-54
12-13-49	Madison, WI	L	48-56
12-11-50	Notre Dame, IN	W	67-61
12-8-51	Madison, WI	W	63-53
12-3-54	Notre Dame, IN	W	72-61
12-5-55	Notre Dame, IN	L	66-70
12-8-56	Madison, WI	W	75-55
12-7-57	Madison, WI	L	75-53
12-13-58	Madison, WI	L	54-56
12-7-59	Notre Dame, IN	W	78-58
2-1-65	Notre Dame, IN	L	90-98
12-4-65	Madison, WI	L	79-97
12-5-67	Madison, WI	W	81-73
12-11-68	Notre Dame, IN	W	57-56



NOTRE DAME IN-SEASON TOURNAMENT RESULTS

1947-48

Hoosier Classic at Butler Field House in Indianapolis, IN

January 1, 1948-
Indiana 72, Notre Dame 46
January 2, 1948-
Notre Dame 42, Purdue 40

1948-49

Hoosier Classic at Butler Field House in Indianapolis, IN

December 27, 1948-
Notre Dame 51, Purdue 50
December 28, 1948-
Indiana 50, Notre Dame 47

1949-50

Hoosier Classic at Butler Field House in Indianapolis, IN

December 29, 1949-
Indiana 79, Notre Dame 69
December 30, 1949-
Notre Dame 59, Purdue 41

1950-51

Hoosier Classic at Butler Field House in Indianapolis, IN

December 22, 1950-
Notre Dame 83, Purdue 70
December 23, 1950-
Indiana 64, Notre Dame 56

1951-52

Hoosier Classic at Butler Field House in Indianapolis, IN

December 28, 1951-
Indiana 67, Notre Dame 54
December 29, 1951-
Notre Dame 64, Purdue 54

1952-53

Michigan State Classic in East Lansing, MI

December 19, 1952-
Kansas State 80, Notre Dame 64
December 20, 1952-
Notre Dame 68, UCLA 60

1954-55

Sugar Bowl Tournament in New Orleans, LA

December 29, 1954-
Notre Dame 66, Loyola (La.) 45
December 30, 1954-
Notre Dame 74, Holy Cross 69 (championship)

1955-56

Sugar Bowl Tournament in New Orleans, LA

December 29, 1955-
Notre Dame 86, Alabama 80
December 30, 1955-
Notre Dame 70, Utah 65 (championship)

1956-57

ECAC Holiday Festival at Madison Square Garden in New York

December 26, 1956-
Notre Dame 72, NYU 71
December 28, 1956-
Notre Dame 91, Brigham Young 66 (semifinals)
December 29, 1956-
Manhattan 86, Notre Dame 79 (championship)

1957-58

Hoosier Classic at Butler Field House in Indianapolis, IN

December 27, 1957-
Notre Dame 68, Purdue 61
December 28, 1957-
Notre Dame 89, Indiana 74

1958-59

Bluegrass Festival in Louisville, KY

December 19, 1958-
North Carolina 81, Notre Dame 77
December 20, 1958-
Notre Dame 61, Louisville 53 (consolation)

Hoosier Classic at Butler Field House in Indianapolis, IN

December 26, 1958-
Notre Dame 73, Indiana 67
December 27, 1958-
Purdue 74, Notre Dame 59

1959-60

Hoosier Classic at Butler Field House in Indianapolis, IN

December 22, 1959-
Notre Dame 82, Purdue 79
December 23, 1959-
Indiana 71, Notre Dame 60

1960-61

Hoosier Classic at Butler Field House in Indianapolis, IN

December 27, 1960-
Purdue 78, Notre Dame 58
December 28, 1960-
Notre Dame 69, Illinois 66

1966-67

Rainbow Classic in Honolulu, HI

December 27, 1966-
California 69, Notre Dame 63
December 28, 1966-
Montana 70, Notre Dame 69 (consolation)

1969-70

Sugar Bowl Tournament in New Orleans, LA

December 29, 1969-
Notre Dame 84, West Virginia 80
December 30, 1969-
South Carolina 84, Notre Dame 83
(championship OT)

1986-87

Coca-Cola NIT Classic at Joyce Center in Notre Dame, IN

November 21, 1986-
Western Kentucky 80, Notre Dame 63

1990-91

Dodge/NIT Classic at Joyce Center in Notre Dame, IN

November 15, 1990-
Notre Dame 56, Fordham 46 (first round)
November 17, 1990-
Notre Dame 77, Iowa 68 (second round)



Dodge/NIT Classic at Madison Square Garden in New York

November 21, 1990-
Arizona 91, Notre Dame 61 (semifinal)
November 23, 1990-
Duke 85, Notre Dame 77 (consolation)

1992-93**Sugar Bowl Tournament at Lakefront Coliseum in New Orleans, LA**

December 28, 1992-
Notre Dame 45, New Orleans 43
December 29, 1992-
Notre Dame 68, St. Joseph's (Pa.) 65

1993-94**Maui Classic in Lahaina, HI**

December 21, 1993-
Arizona 98, Notre Dame 79
December 22, 1993-
Notre Dame 94, Chaminade 78
December 23, 1993-
Texas 89, Notre Dame 72

1994-95**Far West Classic at Portland Memorial Coliseum in Portland, OR**

December 27, 1994-
Notre Dame 72, Oregon State 69
December 28, 1994-
Oregon 73, Notre Dame 69

1998-99**Great Alaska Shootout at Sullivan Arena in Anchorage, AK**

November 26, 1998-
Duke 111, Notre Dame 82
November 27, 1998-
Alaska-Anchorage 88, Notre Dame 82 (OT)
November 28, 1998-
Notre Dame 81, Southern Utah 77

1999-2000**Preseason NIT at Value City Arena in Columbus, OH**

November 16, 1999-
Notre Dame 59, Ohio State 57 (first round)

Preseason NIT at Joyce Center Arena in Notre Dame, IN

November 18, 1999-
Notre Dame 107, Siena 96
(second round)

Preseason NIT at Madison Square Garden in New York, NY

November 24, 1999-
Arizona 76, Notre Dame 60 (semifinal)
November 26, 1999-
Maryland 72, Notre Dame 67 (consolation)

2001-02**Hawaii-Pacific Thanksgiving Classic at Blaisdell Center in Honolulu, HI**

November 23, 2001-
Notre Dame 98, Hawaii-Pacific 58

November 24, 2001-

Notre Dame 97, Tennessee-Chattanooga 84

November 25, 2001-

Notre Dame 85, Monmouth 48 (championship)

2002-03**Guardians Classic at Joyce Center in Notre Dame, IN and at Municipal Auditorium in Kansas City, MO**

November 17, 2002-

Notre Dame 76, Belmont 48

November 18, 2002-

Notre Dame 89, IUPUI 45

November 25, 2002-

Notre Dame 75, Furman 50

November 26, 2002-

Notre Dame 80, Creighton 75 (championship)

BB&T Classic at MCI Center in Washington, DC

December 7, 2002-

Notre Dame 79, Maryland 67

December 8, 2002-

Notre Dame 98, Texas 92 (championship)

2006-07**Preseason NIT at Conseco Fieldhouse in Indianapolis, IN**

November 13, 2006-

Butler 71, Notre Dame 69

November 14, 2006-

Notre Dame 92, Lafayette 60 (consolation)

2007-08**Paradise Jam in St. Thomas, USVI**

November 16, 2007-

Notre Dame 76, Monmouth 33

November 18, 2007-

Baylor 68, Notre Dame 64

November 19, 2007-

Georgia Tech 70, Notre Dame 69

2008-09**EA Sports Maui Invitational in Maui, HI**

November 24, 2008-

Notre Dame 88, Indiana 50

November 25, 2008-

Notre Dame 81, Texas 80

November 26, 2008-

North Carolina 102, Notre Dame 87

2009-10**Chicago Invitational Challenge in Notre Dame, IN and at UIC Pavilion in Chicago, IL**

November 22, 2009-

Notre Dame 91, Liberty 72

November 24, 2009-

Notre Dame 80, Kennesaw State 62

November 27, 2009-

Northwestern 72, Notre Dame 58

November 28, 2009-

Notre Dame 64, Saint Louis 52



Head Coach Mike Brey

2007 & 2008 BIG EAST Coach of the Year
Third Longest Tenured Coach in BIG EAST
Record at Notre Dame: 215-113 (.655)
Overall Record: 314-165 (.656)

- 24-year veteran of the college ranks...
 - University of Notre Dame (head coach)
2000-10 (11th season)
 - University of Delaware (head coach)
1995-2000 (five seasons)
 - Duke University (assistant coach)
1987-95 (nine seasons)

	Overall	BIG EAST (regular season)
2000-01	20-10	11-5 (1st place-West Division)
2001-02	22-11	10-6 (2nd place-West Division)
2002-03	24-10	10-6 (3rd place-West Division)
2003-04	19-13	9-7 (7th place)
2004-05	17-12	9-7 (6th place)
2005-06	16-14	6-10 (t11th place)
2006-07	24-8	11-5 (4th place)
2007-08	25-8	14-4 (t2nd place)
2008-09	21-15	8-10 (t9th place)
2009-10	23-12	10-8 (t7th place)
2010-11	4-0	0-0
	215-113 (.655)	98-68 (.590)

- Has guided eight of his 15 teams to NCAA tournament play; has led a team to postseason play 13 times (five NIT appearances)
- Has mentored two BIG EAST Player of the Year honorees — Troy Murphy (2001) and Luke Harangody (2008) — and nine first-team all-BIG EAST honorees
- Spent eight years as an assistant coach under Mike Krzyzewski at Duke and during that time the Blue Devils advanced to the Final Four six times and won national championships in both 1991 and '92
- Played at DeMatha High School under legendary coach Morgan Wootten and graduated from there in 1977. Also served as an assistant coach for Wootten from 1982-87
- Received DeMatha High School's Distinguished Alumnus Award in October 2003
- Awarded an honorary monogram by the Notre Dame Monogram Club in December of 2006 and inducted in University of Delaware Athletic Hall of Fame in November of 2007
- Recipient of 2003 Coaches vs. Cancer Champion Award in recognition of his fund-raising efforts for the Coaches vs. Cancer Program and a member of the CVC National Council
- Along with wife Tish received the Distinguished Service Award and the 2007 March of Dimes Franklin D. Roosevelt Award. The couple has raised nearly \$2 million for the South Bend/Michiana area



Mike Brey vs. Ranked Opponents:

Overall: 30-62

at Notre Dame: 30-55

(2009-10: 4-4; 2008-09: 3-9; 2007-08: 2-6; 2006-07: 4-2;

2005-06: 1-7; 2004-05: 2-5; 2003-04: 2-8; 2002-03: 5-6;

2001-02: 3-6; 2000-01: 4-3)

at Delaware: 0-6

Mike Brey in Overtime Games at Notre Dame:

Overall: 5-7

at Georgetown (2/9/02)116-111 (4 OT)

at Boston College (1/25/03)101-96

vs. Georgetown (2/1/03)93-92 (2OT)

at Pittsburgh (1/4/06)97-100 (2OT)

vs. Georgetown (1/24/06)82-85 (2OT)

at Louisville (2/4/06)86-89

at Connecticut (2/21/06)74-75

at Michigan (3/20/06)84-87 (2OT)

vs. Providence (1/31/08)81-74

at Louisville (1/12/09)73-87

at Louisville (2/17/10)89-91 (2OT)

at Marquette (3/6/10)63-60

Irish Record Under Brey In Games Decided By ...

1 point 11-11

2 points 6-11

3 points 14-16

4 points 3-6

5 points 5-7

6 points 10-5

7 points 15-7

8 points 5-10

9 points 6-4

10 points 12-6

11-15 points 43-20

16-20 points 27-8

21-30 points 24-2

31-40 points 24-0

41-50 points 10-0

50+points 0-0

Total 215-113



BIG EAST Coaching Percentage

Regular Season and BIG EAST Tournament

	W-L	Pct.	Yrs.	Tour.	Pct.
1. Jamie Dixon, Pittsburgh	94-41	.696	8	11-6	.647
2. John Thompson, Georgetown	231-123	.653	20	33-13	.717
3. Bob Huggins, West Virginia	41-22	.651	4	7-2	.778
4. Jim Boeheim, Syracuse	371-204	.645	32	45-26	.634
5. Jim Calhoun, Connecticut	289-163	.639	25	28-18	.609
6. Lou Carnesecca, St. John's	139-80	.635	13	12-11	.522
7. Buzz Williams, Marquette	26-15	.634	3	3-2	.600
8. Rick Pitino, Providence/Louisville	81-48	.628	8	5-6	.455
9. John Thompson III, Georgetown	74-44	.627	7	11-5	.688
10. Mike Jarvis, St. John's	57-36	.613	5	7-4	.636
11. Tom Crean, Marquette	34-22	.607	3	3-3	.500
12. Ben Howland, Pittsburgh	43-29	.597	4	8-3	.727
13. Jay Wright, Villanova	98-69	.587	10	8-9	.471
14. Rollie Massimino, Villanova	123-92	.572	12	13-12	.520
15. Mike Brey, Notre Dame	104-78	.571	11	6-10	.375

BIG EAST Coaching Wins

Regular Season and BIG EAST Tournament

	W-L	Pct.	Yrs.	Tour.	Pct.
1. Jim Boeheim, Syracuse	371-204	.645	32	45-26	.634
2. Jim Calhoun, Connecticut	289-163	.639	25	28-18	.609
3. John Thompson, Georgetown	231-123	.653	20	33-13	.717
4. Lou Carnesecca, St. John's	139-80	.635	13	12-11	.522
5. Rollie Massimino, Villanova	123-92	.572	12	13-12	.520
6. Mike Brey, Notre Dame	104-78	.571	11	6-10	.375
7. Jay Wright, Villanova	98-69	.587	10	8-9	.471
8. Steve Lappas, Villanova	97-79	.551	9	10-8	.556
9. Jamie Dixon, Pittsburgh	94-41	.696	8	11-6	.647
10. P.J. Carlesimo, Seton Hall	90-130	.409	9	13-10	.565

Bold indicates active BIG EAST head coach



Notre Dame Highs and Lows Under Mike Brey

Notre Dame – Team Game Highs (1st Half)

Points 62 vs. Loyola-Chicago (11/22/00)
..... 62 vs. Georgia Southern (11/12/10)*
Field Goals Made 24 vs. IPFW (11/10/06)*
..... 24 vs. Syracuse (1/30/07)
Field Goals Attempted 43 vs. New Hampshire (11/16/01)*
..... 43 vs. Syracuse (1/30/07)
Field Goal Percentage 75.0% (18-24) vs. West Virginia (1/9/10)*
3 PT Field Goals Made 14 vs. South Dakota (12/2/08)*
3 PT Field Goals Attempted 23 vs. South Dakota (12/2/08)*
3 PT Field Goals Percentage ..85.7% (6-7) vs. West Virginia (1/9/10)*
Free Throws Made 18 vs. Liberty (11/22/09)*
..... 18 vs. Maine (11/22/10)*
Free Throws Attempted 24 vs. Liberty (11/22/09)*
Free Throw Percentage 100.0% on 17 occasions
Total Rebounds 32 vs. Chicago State (11/17/10)*
Offensive Rebounds 15 vs. Savannah State (12/22/08)*
Defensive Rebounds 24 vs. Northern Illinois (11/28/07)*
Assists 19 vs. Canisius (12/19/00)*
Steals 12 vs. New Hampshire (11/16/01)*
Blocked Shots 13 vs. Belmont (11/17/02)*
Turnovers 14 vs. Monmouth (11/16/07)
Fouls 11 vs. Villanova (1/8/05)*
..... 11 vs. Georgia Southern (11/12/10)*

Notre Dame – Team Game Highs (2nd Half)

Points 68 vs. Georgetown (4OT) (2/9/02)
Field Goals Made 24 vs. Pittsburgh (1/4/06)
Field Goals Attempted 63 vs. Georgetown (4OT) (2/9/02)
Field Goal Percentage 72.0% vs. Lafayette (11/14/06)
3 PT Field Goals Made 11 vs. St. John's (3/6/04)
..... 11 vs. North Carolina (11/26/08)
3 PT Field Goals Attempted 24 vs. Pittsburgh (1/4/06)
3 PT Field Goals Percentage . 75.0% (6-8) vs. Connecticut (2/21/05)
Free Throws Made 27 vs. Seton Hall (2/18/06)
Free Throws Attempted 30 vs. Seton Hall (2/18/06)
Free Throw Percentage 100.0% on four occasions
Total Rebounds 34 vs. Seton Hall (1/8/01)
Offensive Rebounds 15 vs. Army (12/19/04)*
Defensive Rebounds 25 vs. Sacred Heart (11/18/00)*
Assists 16 vs. Army (12/19/04)*
..... 16 vs. Maine (11/22/10)*
Steals 14 vs. New Hampshire (11/16/01)*
Blocked Shots 6 vs. Belmont (11/17/02)*
..... 6 vs. IUPUI (12/9/09)*
Turnovers 13 vs. Niagara (12/21/05)*
..... 13 vs. Marquette (1/12/08)
Fouls 26 vs. Pittsburgh (1/4/06)

Notre Dame – Team Game Highs (Total)

Points 116 vs. Georgetown (4OT) (2/9/02)
Field Goals Made 42 vs. Canisius (12/19/00)*
Field Goals Attempted 94 vs. Georgetown (4OT) (2/9/02)
Field Goal Percentage 66.7% (34-51) vs. Pittsburgh (1/30/02)*
3 PT Field Goals Made 19 vs. South Dakota (12/2/08)*#
3 PT Field Goals Attempted 44 vs. Canisius (12/22/00)
3 PT Field Goals Percentage 72.7% (16-22) vs. Loyola Chicago
(11/22/00)*#
Free Throws Made 33 vs. Seton Hall (2/18/06)
Free Throws Attempted 45 vs. Columbia (12/23/05)*
Free Throw Percentage 100% (5-5) vs. Illinois (3/22/03)
..... 100% (19-19) vs. Villanova (1/8/05)*#
Total Rebounds 64 vs. Georgetown (4OT) (2/9/02)
Offensive Rebounds 24 vs. Seton Hall (1/8/01)
Defensive Rebounds 41 vs. Northern Illinois (12/8/07)*
Assists 32 vs. Canisius (12/19/00)*#
Steals 26 vs. New Hampshire (11/16/01)*#
Blocked Shots 19 vs. Belmont (12/17/02)*#
Turnovers 24 vs. Marquette (1/12/08)
Fouls 32 vs. Pittsburgh (1/4/06)

Notre Dame – Team Game Lows (1st Half)

Points 17 vs. Connecticut (3/3/10)*
Field Goals Made 6 vs. Connecticut (2/21/04)
..... 6 vs. Cincinnati (1/15/08)*
Field Goals Attempted 21 vs. Canisius College (12/22/01)
..... 21 vs. Pittsburgh (3/11/10)
Field Goal Percentage 18.8% (6-32) vs. Connecticut (2/21/04)
3 PT Field Goals Made 0 vs. West Virginia (1/7/04)
3 PT Field Goals Attempted 4 vs. St. Louis (11/28/09)
3 PT Field Goals Percentage .. 0.0% (0-7) vs. West Virginia (1/7/04)*
..... 0.0% (0-10) vs. Michigan (12/3/05)*
Free Throws Made 0 on ten occasions
Free Throws Attempted 0 on seven occasions
Free Throw Percentage 0.0% on ten occasions
Total Rebounds 9 vs. UCF (12/6/09)*
..... 9 vs. Pittsburgh (3/11/10)
Offensive Rebounds 0 vs. West Virginia (1/9/10)*
Defensive Rebounds 6 vs. Louisville (2/17/10)
Assists 1 vs. Villanova (1/27/07)*
Steals 0 on six occasions
Blocked Shots 0 on 30 occasions
Turnovers 0 vs. DePaul (1/23/10)*
Fouls 0 vs. Samford (12/30/04)*

Notre Dame – Team Game Lows (2nd Half)

Points 18 vs. Pittsburgh (3/11/10)
Field Goals Made 5 vs. West Virginia (1/9/10)*
..... 5 vs. Pittsburgh (3/11/10)
Field Goals Attempted 13 vs. Pittsburgh (3/11/10)
Field Goal Percentage 21.4% (6-28) vs. Harvard (11/19/04)*
3 PT Field Goals Made 0 vs. Loyola Marymount (11/22/08)
..... 0 vs. Connecticut (11/29/09)
..... 0 vs. Providence (1/31/08)*
3 PT Field Goals Attempted 3 vs. Loyola Marymount (11/22/08)
..... 3 vs. Indiana (12/8/04)
3 PT Field Goals Percentage ... 0.0% (0-6) vs. Providence (1/31/08)*
Free Throws Made 0 vs. Pittsburgh (1/12/04)
..... 0 vs. Indiana (11/24/08)
..... 0 vs. Old Dominion (3/18/10)
Free Throws Attempted 0 vs. Indiana (11/24/08)
..... 0 vs. Old Dominion (3/18/10)
Free Throw Percentage 0.0% on four occasions
Total Rebounds 7 vs. Rutgers (3/1/03)
Offensive Rebounds 2 on three occasions
Defensive Rebounds 4 vs. Rutgers (3/1/03)
Assists 0 vs. Harvard (11/19/04)
Steals 0 on 10 occasions
Blocked Shots 0 on 24 occasions
Turnovers 0 vs. West Virginia (3/10/04)
Fouls 3 on three occasions

Notre Dame – Team Game Lows (Total)

Points 41 vs. Washington State (3/22/08)
Field Goals Made 13 vs. Rutgers (3/1/03)
..... 13 vs. Washington State (3/22/08)
Field Goals Attempted 34 vs. Pittsburgh (3/11/10)
Field Goal Percentage 24.5% (13-53) vs. Washington State (3/22/08)
3 PT Field Goals Made 1 vs. Pittsburgh (2/3/01)
3 PT Field Goals Attempted 8 vs. Pittsburgh (2/3/01)
3 PT Field Goals Percentage 10.5% vs. Rutgers (2/14/02)
Free Throws Made 1 vs. Connecticut (2/28/09)
Free Throws Attempted 3 vs. Old Dominion (3/18/10)
Free Throw Percentage 20.0% (1-5) vs. Connecticut (2/28/09)
Total Rebounds 21 vs. Rutgers (3/1/03)
Offensive Rebounds 3 vs. DePaul (12/14/02)*
Defensive Rebounds 14 vs. DePaul (12/11/04)*
Assists 6 vs. Mississippi (3/18/01)
Steals 1 on three occasions
Blocked Shots 0 on six occasions
Turnovers 2 vs. DePaul (1/23/10)*
Fouls 6 on three occasions

* Indicates game played at the Purcell Pavilion, Notre Dame, Ind.

Indicates school record



Opponent Highs and Lows Under Mike Brey

Opponent – Team Game Highs (1st Half)

Points	53, Arizona (3/27/03)
Field Goals Made	23, Arizona (3/27/03)
Field Goals Attempted	44, Georgetown (3/4/01)*
Field Goal Percentage	61.5% (16-26), UCF (12/6/09)*
3 PT Field Goals Made	9, Syracuse (1/11/06)*
	9, Lehigh (11/27/06)*
3 PT Field Goals Attempted	19, Syracuse (1/11/06)*
3 PT Field Goal Percentage	81.8% (9-11), Lehigh (11/26/06)*
Free Throws Made	14, Sacred Heart (11/18/00)*
Free Throws Attempted	19, Sacred Heart (11/18/00)*
Free Throw Percentage	100.0%, on 19 occasions
Total Rebounds	33, Connecticut (2/21/04)
Offensive Rebounds	16, Northern Illinois (11/24/03)*
Defensive Rebounds	21, on five occasions
Assists	15, Seton Hall (2/11/10)
Steals	9, Miami (Fla.) (2/23/02)
	9, Marquette (1/12/08)
Blocked Shots	10, Connecticut (2/21/04)
Turnovers	16, Loyola (Chicago) (11/22/00)*
Fouls	16, three times

Opponent – Team Game Highs (2nd Half)

Points	68, Georgetown (4 OT) (2/9/02)
Field Goals Made	21, Syracuse (2/24/08)*
Field Goals Attempted	49, Syracuse (2/24/08)*
Field Goal Percentage	68.2% (15-22), American (12/21/03)*
3 PT Field Goals Made	9, Texas (12/8/02)
	9, West Virginia (1/9/10)*
3 PT Field Goals Attempted	22, Tennessee Tech (12/17/00)*
3 PT Field Goal Percentage	100.0% (3-3), Seton Hall (2/5/03)
Free Throws Made	24, Pittsburgh (2 OT) (1/4/06)
Free Throws Attempted	39, Pittsburgh (2 OT) (1/4/06)
Free Throw Percentage	100.0% on five occasions
Total Rebounds	38, Georgetown (4 OT) (2/9/02)
Offensive Rebounds	16, Syracuse (2/24/08)*
Defensive Rebounds	27, Georgetown (4 OT) (2/9/02)
Assists	19, Pittsburgh (2 OT) (1/4/06)
Steals	9, on two occasions
Blocked Shots	11, Georgetown (4 OT) (2/9/02)
Turnovers	15, New Hampshire (11/16/01)*
Fouls	20, Seton Hall (2/18/06)

Opponent – Team Game Highs (Total)

Points	111, Georgetown (4 OT) (2/9/02)
Field Goals Made	41, Syracuse (3/4/03)*
Field Goals Attempted	82, Syracuse (2/24/08)*
Field Goal Percentage	63.0% (29-46), American (12/21/03)*
3 PT Field Goals Made	14, Texas (12/7/02)
	14, Lehigh (11/27/06)*
3 PT Field Goals Attempted	37, West Virginia (1/9/10)*
3 PT Field Goal Percentage	73.7% (14-19), Lehigh (11/27/06)*
Free Throws Made	35, Louisville (2OT) (2/17/10)
Free Throws Attempted	46, Pittsburgh (2 OT) (1/4/06)
Free Throw Percentage (min. 8 att.)	100%, West Virginia (8-8) (2/2/00)*
	100%, Savannah State (8-8) (12/22/08)*
Total Rebounds	59, Connecticut (2/21/04)
Offensive Rebounds	27, Loyola (Chicago) (11/22/00)*
Defensive Rebounds	42, Connecticut (1/24/09)*
Assists	30, Pittsburgh (2 OT) (1/4/06)
Steals	13, Niagara (12/21/05)*
Blocked Shots	19, Connecticut (OT) (2/21/06)
Turnovers	30, New Hampshire (11/16/01)*
Fouls	31, Columbia (12/23/05)*

Opponent – Team Game Lows (1st Half)

Points	12, The Citadel (11/19/06)*
Field Goals Made	5, The Citadel (11/19/06)*
	5, Georgia Southern (11/12/10)*
Field Goals Attempted	18, Georgetown (2/27/10)
Field Goal Percentage	20.7% (6-29), Pittsburgh (1/12/02)
3 PT Field Goals Made	0, on 10 occasions
3 PT Field Goals Attempted	2, Georgetown (2/9/02)
3 PT Field Goal Percentage	0.0%, on 10 occasions
Free Throws Made	0, on 27 occasions
Free Throws Attempted	0, on 14 occasions
Free Throw Percentage	0.0%, on 27 occasions
Total Rebounds	7, Georgetown (2/27/10)
	7, Maine (11/22/10)*
Offensive Rebounds	0, Lafayette (11/14/06)
Defensive Rebounds	5, on three occasions
Assists	2, on eight occasions
Steals	0, on 11 occasions
Blocked Shots	0, on 30 occasions
Turnovers	1, on four occasions
Fouls	1, Pittsburgh (2/12/05)
	1, DePaul (12/31/08)
	1, West Virginia (3/12/10)

Opponent – Team Game Lows (2nd Half)

Points	8, Monmouth (11/16/07)
Field Goals Made	3, Monmouth (11/16/07)
Field Goals Attempted	19, Old Dominion (3/18/10)
Field Goal Percentage	13.0% (3-23), Monmouth (11/16/07)
3 PT Field Goals Made	0, on nine occasions
3 PT Field Goals Attempted	3, on six occasions
3 PT Field Goal Percentage	0.0% on ten occasions
Free Throws Made	0, Monmouth (1/25/01)
	0, West Virginia (1/9/10)*
Free Throws Attempted	1, Monmouth (1/25/01)
	1, West Virginia (1/9/10)*
Free Throw Percentage	0.0% (0-1), Monmouth (1/25/01)
	0.0% (0-1), West Virginia (1/9/10)*
Total Rebounds	6, Marquette (3/6/10)
Offensive Rebounds	0, Kentucky (3/25/09)*
Defensive Rebounds	0, Marquette (3/6/10)
Assists	3, Virginia Tech (2/22/03)*
	1, UAB (3/17/09)*
	1, Pittsburgh (3/11/10)
Steals	0, on six occasions
Blocked Shots	0, on 21 occasions
Turnovers	0, West Virginia (3/10/04)
	0, Pittsburgh (1/31/09)
Fouls	4, on four occasions

Opponent – Team Game Lows (Total)

Points	33, Monmouth (11/16/07)
Field Goals Made	12, Bucknell (11/22/02)*
Field Goals Attempted	35, Rutgers (3/1/03)
Field Goal Percentage	21.1% (12-57), Bucknell (11/22/02)*
3 PT Field Goals Made	1, on five occasions
3 PT Field Goals Attempted	7, Seton Hall (2/5/03)
3 PT Field Goal Percentage	5.9% (1-17), Cincinnati (1/24/00)
Free Throws Made	0, Charleston Southern (11/26/04)*
Free Throws Attempted	0, Charleston Southern (11/26/04)*
Free Throw Percentage	0.0% (0-0), Charleston Southern (11/26/04)*
Total Rebounds	19, Winston-Salem St. (11/29/06)*
Offensive Rebounds	3, Army (12/19/04)*
	3, West Virginia (2/1/06)
Defensive Rebounds	12, Georgetown (2/27/10)
Assists	5, Bucknell (11/22/02)*
Steals	1, on three occasions
Blocked Shots	0, on 11 occasions
Turnovers	3, Marquette, (1/26/09)*
Fouls	7, Connecticut (1/24/09)*
	7, Connecticut (2/28/09)

* - Indicates games played at Purcell Pavilion, Notre Dame, Ind.



Notre Dame Highs and Lows in a BIG EAST Game

Notre Dame – BIG EAST Team Game Highs (1st Half)

Points 61 vs. Syracuse (1/30/07)
 Field Goals Made 24 vs. Syracuse (1/30/07)
 Field Goals Attempted 43 vs. Syracuse (1/30/07)
 Field Goal Percentage 75.0% (18-24) vs. West Virginia (1/9/10)*
 3 PT Field Goals Made 11 vs. Pittsburgh (1/31/09)
 3 PT Field Goals Attempted 11 vs. Providence (2/21/09)
 3 PT Field Goals Percentage 22 vs. Pittsburgh (1/31/09)
 3 PT Field Goals Percentage 85.7% (6-7) vs. West Virginia (1/9/10)*
 Free Throws Made 13 vs. Seton Hall (2/11/10)
 Free Throws Attempted 19 vs. Villanova (1/27/10)
 Free Throw Percentage 100.0% on 12 occasions
 Total Rebounds 29 vs. Connecticut (1/5/08)
 Offensive Rebounds 14 vs. Providence (2/19/05)
 Defensive Rebounds 23 vs. Louisville (2/12/09)*
 Assists 17 vs. West Virginia (1/9/10)*
 Steals 7 on four occasions
 Blocked Shots 7 vs. Connecticut (2/9/04)*
 Turnovers 7 vs. West Virginia (1/9/05)
 Fouls 12 vs. St. John's (1/23/07)
 Fouls 11 vs. Villanova (1/8/05)*

Notre Dame – BIG EAST Team Game Highs (2nd Half)

Points 68 vs. Georgetown (4OT) (2/9/02)
 Field Goals Made 24 vs. Pittsburgh (1/4/06)
 Field Goals Attempted 63 vs. Georgetown (4OT) (2/9/02)
 Field Goal Percentage 71.4% vs. Georgetown (2/27/10)
 3 PT Field Goals Made 11 vs. St. John's (3/6/04)
 3 PT Field Goals Attempted 24 vs. Pittsburgh (1/4/06)
 3 PT Field Goals Percentage 71.4% (6-8) vs. Connecticut (2/21/05)
 Free Throws Made 27 vs. Seton Hall (2/18/06)
 Free Throws Attempted 30 vs. Seton Hall (2/18/06)
 Free Throw Percentage 100.0% (13-13) vs. Villanova (1/8/05)*
 Total Rebounds 100.0% (4-4) vs. Marquette (1/26/09)*
 Total Rebounds 34 vs. Seton Hall (1/8/01)
 Offensive Rebounds 18 vs. Seton Hall (1/8/01)
 Defensive Rebounds 27 vs. Georgetown (3/4/04)*
 Assists 14 vs. Cincinnati (1/15/08)*
 Steals 6 vs. Villanova (1/17/07)
 Blocked Shots 5 vs. Georgetown (2/27/10)
 Turnovers 13 vs. Marquette (1/12/08)
 Fouls 26 vs. Pittsburgh (1/4/06)

Notre Dame – BIG EAST Team Game Highs (Total)

Points 116 vs. Georgetown (4OT) (2/9/02)
 Field Goals Made 41 vs. Georgetown (4OT) (2/9/02)
 Field Goals Attempted 94 vs. Georgetown (4OT) (2/9/02)
 Field Goal Percentage 66.7% (34-51) vs. Pittsburgh (1/30/02)*
 3 PT Field Goals Made 17 vs. St. John's (3/6/04)#
 3 PT Field Goals Attempted 17 vs. Louisville (2/4/06)#
 3 PT Field Goals Percentage 36 vs. Pittsburgh (1/4/06)
 3 PT Field Goals Percentage 61.9% (13-21) vs. Providence (1/14/06)*
 Free Throws Made 34 vs. Cincinnati (1/15/08)*
 Free Throws Attempted 42 vs. Cincinnati (1/15/08)*
 Free Throw Percentage 100.0% (19-19) vs. Villanova (1/14/03)#*
 Total Rebounds 64 vs. Georgetown (4OT) (2/9/02)
 Offensive Rebounds 24 vs. Seton Hall (1/8/01)
 Defensive Rebounds 35 vs. Louisville (2/12/09)*
 Assists 25 vs. Cincinnati (2/4/10)*
 Steals 10 on six occasions
 Blocked Shots 9 vs. Connecticut (2/9/04)*
 Turnovers 26 vs. Pittsburgh (2/8/00)
 Fouls 32 vs. Pittsburgh (1/4/06)

*Indicates game played at the Purcell Pavilion, Notre Dame, Ind.
 #Indicates school record

Notre Dame – BIG EAST Team Game Lows (1st Half)

Points 17 vs. Connecticut (3/3/10)*
 Field Goals Made 6 vs. Connecticut (2/21/04)
 Field Goals Attempted 6 vs. Cincinnati (1/15/08)*
 Field Goals Attempted 21 vs. Pittsburgh (3/11/10)
 Field Goal Percentage 18.8% (6-32) vs. Connecticut (2/21/04)
 3 PT Field Goals Made 0 vs. West Virginia (1/7/04)
 3 PT Field Goals Attempted 0 vs. Connecticut (1/12/99)
 3 PT Field Goals Percentage 5 on three occasions
 3 PT Field Goals Percentage 8.3% (1-12) vs. Providence (1/21/03)
 Free Throws Made 0 on nine occasions
 Free Throws Attempted 0 on seven occasions
 Free Throw Percentage 0.0% on nine occasions
 Total Rebounds 9 vs. Pittsburgh (3/11/10)
 Offensive Rebounds 0 on four occasions
 Defensive Rebounds 6 vs. Louisville (2/17/10)
 Assists 1 vs. Villanova (1/27/07)*
 Steals 0 on five occasions
 Blocked Shots 0 on 18 occasions
 Turnovers 0 vs. DePaul (1/23/10)*
 Fouls 2 vs. West Virginia (2/18/09)
 Fouls 2 vs. Georgetown (2/27/10)

Notre Dame – BIG EAST Team Game Lows (2nd Half)

Points 18 vs. Pittsburgh (3/11/10)
 Field Goals Made 5 vs. West Virginia (1/9/10)*
 Field Goals Attempted 5 vs. Pittsburgh (3/11/10)
 Field Goals Attempted 13 vs. Pittsburgh (3/11/10)*
 Field Goal Percentage 26.3% (5-19) vs. West Virginia (1/9/10)*
 3 PT Field Goals Made 0 vs. Connecticut (1/12/99)
 3 PT Field Goals Attempted 0 vs. Providence (1/31/08)*
 3 PT Field Goals Percentage 3 vs. Pittsburgh (3/11/10)*
 3 PT Field Goals Percentage 0.0% (0-6) vs. Providence (1/31/08)*
 Free Throws Made 0 vs. Pittsburgh (1/12/04)
 Free Throws Attempted 2 on three occasions
 Free Throw Percentage 0.0% (0-2) vs. Pittsburgh (1/12/04)
 Total Rebounds 7 vs. Rutgers (3/1/03)
 Offensive Rebounds 2 vs. Connecticut (3/3/10)*
 Defensive Rebounds 4 vs. Rutgers (3/1/03)
 Assists 2 on three occasions
 Steals 0 on nine occasions
 Blocked Shots 0 on 16 occasions
 Turnovers 0 vs. West Virginia (3/10/04)
 Fouls 3 vs. West Virginia (1/7/04)*
 Fouls 3 vs. Pittsburgh (2/24/10)*

Notre Dame – BIG EAST Team Game Lows (Total)

Points 48 vs. Georgetown (1/7/06)
 Field Goals Made 13 vs. Rutgers (3/1/03)
 Field Goals Attempted 34 vs. Pittsburgh (3/11/10)
 Field Goal Percentage 29.7% (19-64) vs. Connecticut (2/21/04)
 3 PT Field Goals Made 0 vs. Connecticut (1/12/99)
 3 PT Field Goals Attempted 6 vs. Seton Hall (2/6/99)
 3 PT Field Goals Percentage 10.5% vs. Rutgers (2/14/02)
 Free Throws Made 1 vs. Connecticut (2/28/09)
 Free Throws Attempted 4 vs. Pittsburgh (3/8/01)
 Free Throw Percentage 4 vs. Connecticut (1/24/09)*
 Free Throw Percentage 20.0% (1-5) vs. Connecticut (2/28/09)
 Total Rebounds 21 vs. Rutgers (3/1/03)
 Offensive Rebounds 4 on three occasions
 Defensive Rebounds 17 vs. Georgetown (2/27/10)
 Assists 7 vs. Rutgers (3/1/03)
 Steals 7 vs. Pittsburgh (3/8/01)
 Steals 1 vs. Marquette (1/26/09)*
 Steals 1 vs. Cincinnati (2/4/09)
 Blocked Shots 0 vs. Georgetown (1/6/07)
 Turnovers 0 vs. Marquette (3/6/10)
 Turnovers 2 vs. DePaul (1/23/10)*
 Fouls 6 vs. West Virginia (1/7/04)*

*Indicates game played at the Purcell Pavilion, Notre Dame, Ind.
 #Indicates school record



Opponent Highs and Lows in a BIG EAST Game

Opponent – BIG EAST Team Game High (1st Half)

Points	54, Connecticut (1/12/99)
Field Goals Made	22, Syracuse (3/4/03)*
Field Goals Attempted	44, Georgetown (3/4/01)*
Field Goal Percentage	65.2% (15-23), Providence (2/21/96)*
3 PT Field Goals Made	9 on three occasions
3 PT Field Goals Attempted	19, West Virginia (2/2/00)*
	19, Syracuse (1/11/06)*
3 PT Field Goals Percentage	100.0% (5-5), Connecticut (2/8/97)*
Free Throws Made	21, Connecticut (1/12/99)
Free Throws Attempted	23, Connecticut (1/12/99)
Free Throw Percentage	100.0% on nine occasions
Total Rebounds	33, Connecticut (2/21/04)
Offensive Rebounds	14, Georgetown (3/8/03)
Defensive Rebounds	21, on three occasions
Assists	15, Seton Hall (2/11/10)
Steals	9, Marquette (1/12/08)
Blocked Shots	10, Connecticut (2/21/04)
Turnovers	14, Pittsburgh (1/6/03)
Fouls	15, Villanova (1/27/10)

Opponent – BIG EAST Team Game High (2nd Half)

Points	68, Georgetown (4OT) (2/9/02)
Field Goals Made	23, Georgetown (4OT) (2/9/02)
Field Goals Attempted	60, Georgetown (4OT) (2/9/02)
Field Goal Percentage	66.7% (20-30), Pittsburgh (3/5/05)*
3 PT Field Goals Made	9, Pittsburgh (1/29/97)
	9, West Virginia (1/9/10)*
3 PT Field Goals Attempted	20, Miami (2/23/02)
3 PT Field Goals Percentage	83.3% (5-6), Boston College (3/1/97)
Free Throws Made	24, Pittsburgh (1/4/06)
Free Throws Attempted	39, Pittsburgh (1/4/06)
Free Throw Percentage	100.0% (14-14), Miami (1/28/00)*
Total Rebounds	31, Syracuse (2/24/08)*
Offensive Rebounds	16, Syracuse (2/24/08)*
Defensive Rebounds	26, Connecticut (2/21/04)
Assists	19, Pittsburgh (1/4/06)
Steals	8, Marquette (1/12/08)
Blocked Shots	11, Georgetown (4 OT) (2/9/02)
Turnovers	10, Rutgers (1/31/04)
Fouls	20, Seton Hall (2/18/06)

Opponent – BIG EAST Team Game High (Total)

Points	111, Georgetown (2/9/02)
Field Goals Made	41, Syracuse (3/4/03)*
Field Goals Attempted	87, Georgetown (1/7/97)
Field Goal Percentage	56.5% (34-60), Syracuse (1/17/04)*
3 PT Field Goals Made	14, Syracuse (1/16/00)
3 PT Field Goals Attempted	37, West Virginia (1/9/10)*
3 PT Field Goals Percentage	71.4% (5-7), Seton Hall (2/5/03)
Free Throws Made	35, Louisville (2OT) (2/10/10)
Free Throws Attempted	46, Pittsburgh (1/4/06)
Free Throw Percentage	94.4% (17-18), Miami (1/25/00)*
Total Rebounds	59, Connecticut (2/21/04)
Offensive Rebounds	32, Georgetown (1/7/97)
Defensive Rebounds	42, Connecticut (1/24/09)*
Assists	30, Pittsburgh (1/4/06)
Steals	24, Georgetown (2/10/99)*
Blocked Shots	19, Connecticut (OT) (2/21/06)
Turnovers	23, Villanova (1/6/02)*
Fouls	33, West Virginia (2/11/97)*

Opponent – BIG EAST Team Game Lows (1st Half)

Points	16, Georgetown (3/4/04)*
Field Goals Made	6, Georgetown (2/16/05)*
Field Goals Attempted	18, Georgetown (2/27/10)
Field Goal Percentage	20.7% (6-29), Pittsburgh (1/12/02)
3 PT Field Goals Made	0 on eight occasions
3 PT Field Goals Attempted	2, Georgetown (2/1/03)*
3 PT Field Goals Percentage	0.0% on three occasions
Free Throws Made	0 on nine occasions
Free Throws Attempted	0, on five occasions
Free Throw Percentage	0.0% on nine occasions
Total Rebounds	7, Georgetown (2/27/10)
Offensive Rebounds	0, Virginia Tech (1/20/04)
Defensive Rebounds	5, Pittsburgh (2/24/10)*
Assists	2, USF (2/15/06)*
	2, Seton Hall (3/10/10)
Steals	0 on six occasions
Blocked Shots	0 on 11 occasions
Turnovers	1 on three occasions*
Fouls	1, DePaul (12/31/08)
	1, West Virginia (3/12/10)

Opponent – BIG EAST Team Game Lows (2nd Half)

Points	16, Pittsburgh (3/11/10)*
Field Goals Made	5, West Virginia (1/9/02)
Field Goals Attempted	17, Boston College (1/9/96)
Field Goal Percentage	22.7%, West Virginia (1/9/02)
3 PT Field Goals Made	0, Connecticut (2/26/01)
	0, Pittsburgh (3/11/10)
3 PT Field Goals Attempted	2, Connecticut (2/28/09)
3 PT Field Goals Percentage	0.0% (0-3), Connecticut (2/26/01)
	0.0% (0-3), Pittsburgh (3/11/10)
Free Throws Made	0, on three occasions
Free Throws Attempted	0, Pittsburgh (1/29/97)
	0, St. John's (1/23/07)
Free Throw Percentage	0.0% on three occasions
Total Rebounds	6, Marquette (3/6/10)
Offensive Rebounds	0, Marquette (3/6/10)
Defensive Rebounds	3, Virginia Tech (2/22/03)*
Assists	1, Pittsburgh (3/11/10)
Steals	0, on four occasions
Blocked Shots	0, on 10 occasions
Turnovers	0, West Virginia (3/10/04)
	0, Pittsburgh (1/31/09)
Fouls	2, Connecticut (2/21/05)

Opponent – BIG EAST Team Game Lows (Total)

Points	45, Pittsburgh (3/11/10)*
Field Goals Made	17 on three occasions
Field Goals Attempted	40, Syracuse (2/5/05)
Field Goal Percentage	28.1% (18-64), Georgetown (3/4/04)*
3 PT Field Goals Made	1, Georgetown (2/7/98)
	1, South Florida (2/15/06)*
3 PT Field Goals Attempted	7, Seton Hall (2/5/03)
3 PT Field Goals Percentage	9.5% (2-21), Seton Hall (2/6/99)
Free Throws Made	1, DePaul (2/2/08)*
	1, Rutgers (2/25/09)*
Free Throws Attempted	3, Connecticut (2/12/00)*
	3, DePaul (2/2/08)*
Free Throw Percentage	20.0% (1-5), Rutgers (2/25/09)*
Total Rebounds	20, Georgetown (2/27/10)
Offensive Rebounds	4, West Virginia (2/18/03)
Defensive Rebounds	12, Georgetown (2/27/10)
Assists	6, Syracuse (2/5/05)
	6, Seton Hall (3/10/10)
Steals	1, Connecticut (3/11/04)
Blocked Shots	0 on four occasions
Turnovers	3, Marquette (1/26/09)*
Fouls	7, Connecticut (1/24/09)*
	7, Connecticut (2/28/09)

* Indicates game played at the Purcell Pavilion, Notre Dame, Ind.



The Last Time ...

Notre Dame recorded a ...

30-Point win was on 11/12/10 - ND 98, Georgia Southern 61 (37 points)*
40-Point win was on 11/17/10 - ND 102, Chicago State 62 (40 points)*
50-Point win was on 12/28/06 - ND 101, Rider 51 (50 points)
30-Point loss was on 1/7/99 - ND 62, Villanova 93 (31 points)*

Notre Dame shot ...

60% on FGs was on 12/22/09 - 60.7% (37-61) vs. Bucknell (ND 101 - Bucknell 69)*
65% on FGs was on 1/30/02 - 66.7% (34-51) vs. Pittsburgh (ND 89 - Pittsburgh 76)*
90% on FTs was on 11/22/10 - 92.6% (25-27) vs. Maine (ND 97 - Maine 72)*

Notre Dame ...

Won 10 games in a row was from 11/24/07 thru 1/5/08 (10 straight)
Won 15 games in a row was from 12/31/53 thru 3/9/54 (18 straight)
Won 20 games in a row never
Lost 5 games in a row was from 1/12/09 thru 2/7/09 (7 straight)
Scored 100 points was on 11/17/10 (ND 102 - Chicago State 62)*
- Scored 100 points on the road was on 2/21/09 (ND 103 - Providence 84)
- Scored 100 points at a neutral site was on 3/12/78 (ND 100 - Houston 77) (NCAA First Round, Tulsa, OK)
- Scored 100 points and lost was on 3/20/71 (ND 106 - Houston 119) (NCAA Regional Semi-finals at Wichita, KS)
Allowed 100 points was on 11/26/08 vs. North Carolina (ND 87 - North Carolina 102)
Scored less than 50 points was on 3/22/08 vs. Washington State (ND 41 - Washington State 61)
Allowed less than 50 points was on 3/11/10 vs. Pittsburgh (ND 50 - Pittsburgh 45)*
Played an Overtime Game was on 3/6/10 (OT) at Marquette (ND 63 - Marquette 60)
- Played in a Multi-Overtime Game was on 2/17/10 (2OT) at Louisville (ND 89 - Louisville 91)
Won on a "last second" shot was on 3/19/09 vs. New Mexico (ND 70 - Pittsburgh 68 - Tory Jackson layup at 00:02)*
Had 5 double figure scorers. was on 11/17/10 vs. Chicago State (ND 102 - Chicago State 90) Ben Hansbrough 22, Tim Abromaitis 21, Carleton Scott 17, Eric Atkins 12, Ty Nash 11*
Had 6 double figure scorers was on 11/22/10 vs. Maine (ND 97 - Maine 72) Tim Abromaitis 26, Scott Martin 15, Ty Nash 13, Ben Hansbrough 11, Carleton Scott 11, Jack Cooley 13*
Had 7 double figure scorers never
Had two double-figure rebounders was on 11/17/10 vs. Chicago State (ND 102 - Chicago State 62) Carleton Scott 11, Ty Nash 10, Tim Abromaitis 10*
Had two players with double-doubles was on 1/23/10 vs. DePaul (ND 87 - DePaul 77) Luke Harangody (24 pts, 11 rebs), Ben Hansbrough (15 pts, 10 rebs), Tyrone Nash (13 pts, 10 rebs)*
Had three players with double-doubles ... was on 11/17/10 vs. Chicago State (ND 102 - Chicago State 62) Tim Abromaitis (21 pts, 10 rebs), Carleton Scott (17 pts, 11 rebs), Tyrone Nash (11 pts, 10 rebs)*
Had two 30-point scorers was on 2/18/06 vs. Seton Hall (ND 102 - Seton Hall 91) Chris Quinn - 34, Colin Falls - 32
Had two 20-point scorers was on 11/17/10 vs. Chicago State (ND 102 - Chicago State 62) Ben Hansbrough 22, Tim Abromaitis 21
Had three 20-point scorers was on 3/8/07 vs. Syracuse (ND 89 - Syracuse 83) Russell Carter 24, Luke Harangody 20, Colin Falls 23
Made 10 three-point field goals was on 11/17/10 vs. Chicago State - 12-31 (38.7%) (ND 102 - Chicago State 62)*
Committed 10 turnovers or less was on 11/22/10 - 10 turnovers vs. Maine (ND 97 - Maine 72)*
Committed 5 turnovers or less was on 1/23/10 - 2 turnovers vs. DePaul (ND 87 - DePaul 77)*
Committed 25 turnovers was on 2/8/00 - 26 turnovers vs. Villanova (ND 69 - Villanova 86)
Forced 25 turnovers was on 11/16/01 - 30 turnovers vs. New Hampshire (ND 95 - New Hampshire 53)

An Irish player had ...

25+ points was on 11/22/10 - Tim Abromaitis (26) vs. Maine (ND 97 - Maine 72)*
30+ points was on 2/4/10 - Luke Harangody (37) vs. Cincinnati (ND 83 - Cincinnati 65)*
35+ points was on 2/4/10 - Luke Harangody (37) vs. Cincinnati (ND 83 - Cincinnati 65)*
40+ points was on 2/28/08 - Luke Harangody (40) vs. Louisville (ND 85 - Louisville 90)
15 or more rebounds was on 2/7/10 - Luke Harangody (15) vs. USF (ND 65 - USF 62)*
20 rebounds was on 3/22/08 - Luke Harangody (22) vs. Washington State (ND 41 - Washington State 61)
a "double-double" was on 11/22/10 - Ty Nash (13 pts., 11 rebs.) vs. Maine (ND 97 - Maine 72)*
a "triple-double" was on 11/16/01 - Chris Thomas (24 pts, 11 ast, 11 steals) vs. New Hampshire (ND 99 - New Hampshire 53)*
20 points and 10 rebounds was on 11/17/10 - Tim Abromaitis (21 pts., 10 rebs.) vs. Chicago State (ND 102 - Chicago State 62)*
20 points and 20 rebounds was on 1/8/01 - Troy Murphy (25 pts, 20 rebs) vs. Seton Hall (ND 76 - Seton Hall 78)
10 assists was on 1/18/10 - Tory Jackson (15) vs. Syracuse (ND 71 - Syracuse 84)*
10 blocks was on 11/17/02 - Jordan Cornette (11) vs. Belmont (ND 76 - Belmont 48)*#
10 steals was on 11/16/01 - Chris Thomas (11) vs. New Hampshire (ND 99, New Hampshire 53)*#

An opposing player had ...

25+ points was on 2/17/10 - Samardo Samuels (36), Louisville (2OT) (ND 89 - Louisville 91)
30+ points was on 2/17/10 - Samardo Samuels (36), Louisville (2OT) (ND 89 - Louisville 91)
35+ points was on 2/17/10 - Samardo Samuels (36), Louisville (2OT) (ND 89 - Louisville 91)
40+ points was on 2/8/87 - Danny Manning (40), Kansas (ND 60 - Kansas 70)
15 rebounds was on 1/2/10 - Stanley Robinson (16), Connecticut (ND 70 - Connecticut 82)
20 rebounds was on 1/31/09 - DeJuan Blair (22), Pittsburgh (ND 80 - Pittsburgh 93)
a "double-double" was on 11/14/10 - John Brown (10 pts., 12 rebs.), Liberty (ND 72 - Liberty 51)*
a "triple-double" was on 2/21/06 - Marcus Williams (18 pts, 10 rebs, 13 asts) Connecticut (ND 74 - Connecticut 75 - OT)
20 points and 10 rebounds was on 1/2/10 - Stanley Robinson (22 pts., 16 rebs.), Connecticut (ND 70 - Connecticut 82)
20 points and 20 rebounds was on 1/31/09 - DeJuan Blair (23 pts., 22 rebs.), Pittsburgh (ND 80 - Pittsburgh 93)
10 assists was on 2/11/10 - Eugene Harvey (10), Seton Hall (ND 87 - Seton Hall 90)
10 blocks was on 1/5/08 - Hasheem Thabeet (10), Connecticut (ND 73 - Connecticut 67)*
10 steals was on 1/29/89 - Mark Macon (11), Temple (ND 64 - Temple 60)*

*indicates Notre Dame home game; #school record; @Purcell Pavilion record



The Last Time In A BIG EAST Game...

Notre Dame Recorded a ...

30-Point win..... was on 2/12/09 - ND 90, Louisville 57 (33 points)*
 40-Point win..... never
 50-Point win..... never
 30-Point loss..... was on 1/7/99 - ND 62, Villanova 93 (31 points)

Notre Dame Shot ...

60% on FGs was on 1/6/01 - 60.8% (31-51) vs. Rutgers (ND 87 - Rutgers 80)*
 65% on FGs was on 1/30/02 - 66.7% (34-51) vs. Pittsburgh (ND 89 - Pittsburgh 76)*
 90% on FTs was on 1/30/10 - 90.0% (9-10) vs. Rutgers (ND 73 - Rutgers 74)

Notre Dame ...

Won 5 BIG EAST games in a row..... was from 2/24/10 thru 3/11/10 (6 straight)
 Won 10 BIG EAST games in a row..... never
 Lost 5 BIG EAST games in a row..... was from 1/12/09 thru 2/4/09 - (6 straight)
 Scored 100 points..... was on 2/21/09 (ND 103 - Providence 84)
 - Scored 100 points on the road..... was on 2/21/09 (ND 103 - Providence 84)
 - Scored 100 points on the neutral site never
 - Scored 100 points and lost..... never
 Allowed 100 points was on 1/17/07 vs. Villanova (ND 87 - Villanova 102)
 Scored less than 50 points was on 1/6/07 vs. Georgetown (ND 48 - Georgetown 66)
 Allowed less than 50 points..... was on 3/11/10 vs. Pittsburgh (ND 50 - Pittsburgh 45)*
 Played an Overtime Game..... was on 3/6/10 (OT) at Marquette (ND 63 - Marquette 60)
 - Played in a Multi-Overtime Game..... was on 2/17/10 (2OT) at Louisville (ND 89 - Louisville 91)
 Won on a "last second" shot was on 2/9/03 vs. Pittsburgh (ND 66 - Pittsburgh 64 - Torin Francis layup at 00:00.6)*
 Had 5 double figure scorers..... was on 2/11/10 vs. Seton Hall (ND 87 - Seton Hall 90) Tory Jackson 25, Tim Abromaitis 18, Luke Harangody 13, Tyrone Nash 13, Ben Hansbrough 10
 Had 6 double figure scorers..... never
 Had 7 double figure scorers..... never
 Had two double-figure rebounders was on 1/23/10 vs. DePaul (ND 87 - DePaul 77) Luke Harangody 11, Tyrone Nash 10, Ben Hansbrough 10*
 Had two players with double-doubles was on 1/23/10 vs. DePaul (ND 87 - DePaul 77) Luke Harangody (24 pts, 11 rebs), Ben Hansbrough (15 pts, 10 rebs), Tyrone Nash (13 pts, 10 rebs)*
 Had three players with double-doubles . was on 1/23/10 vs. DePaul (ND 87 - DePaul 77) Luke Harangody (24 pts, 11 rebs), Ben Hansbrough (15 pts, 10 rebs), Tyrone Nash (13 pts, 10 rebs)*
 Had four players with double-doubles...was on 2/9/02 vs. Georgetown (Notre Dame 116, Georgetown 111 - 4OT) - Matt Carroll (30 pts, 10 rebs, Ryan Humphrey (23 pts, 14 rebs), Chris Thomas (22 pts, 12 asts.), Harold Swanagan (11 pts, 10 reb.)
 Had two 30-point scorers was on 2/18/06 vs. Seton Hall (ND 102 - Seton Hall 91) - Chris Quinn - 34, Colin Falls - 32
 Had two 20-point scorers was on 2/17/10 vs. Louisville (2OT) (ND 89 - Louisville 91) Tim Abromaitis 29, Ben Hansbrough 21
 Had three 20-point scorers was on 3/8/07 vs. Syracuse (ND 89 - Syracuse 83) - Russell Carter 24, Luke Harangody 20, Colin Falls 23
 Made 10 three-point field goals was on 2/24/10 - 10-18 (.556) vs. Pittsburgh (ND 68 - Pitt 53)*
 Committed 10 turnovers or less was on 3/10/10 - 10 turnovers vs. Seton Hall (ND 68 - Seton Hall 56)
 Committed 5 turnovers or less was on 1/23/10 - 2 turnovers vs. DePaul (ND 87 - DePaul 77)*
 Committed 25 turnovers was on 2/8/00 - 26 turnovers vs. Villanova (ND 69 - Villanova 86)
 Forced 25 turnovers..... never

An Irish player had ...

25+ points was on 2/17/10 - Tim Abromaitis (29) vs. Louisville (2OT) (ND 89 - Louisville 91)
 30+ points was on 2/4/10 - Luke Harangody (37) vs. Cincinnati (ND 83 - Cincinnati 65)*
 35+ points was on 2/4/10 - Luke Harangody (37) vs. Cincinnati (ND 83 - Cincinnati 65)*
 40+ points was on 2/28/08 - Luke Harangody (40) vs. Louisville (ND 85 - Louisville 90)
 15 or more rebounds..... was on 2/7/10 - Luke Harangody (15) vs. USF (ND 65 - USF 62)*
 20 rebounds was on 1/8/01 - Troy Murphy (20) vs. Seton Hall (ND 76 - Seton Hall 78)
 a "double-double" was on 3/10/10 - Luke Harangody (20 pts., 10 rebs.) vs. Seton Hall (ND 68 - Seton Hall 56)
 a "triple-double" never
 20 points and 10 rebounds..... was on 2/4/10 - Luke Harangody (37 pts., 14 rebs.) vs. Cincinnati (ND 83 - Cincinnati 65)*
 20 points and 10 rebounds..... was on 3/10/10 - Luke Harangody (20 pts., 10 rebs.) vs. Seton Hall (ND 68 - Seton Hall 56)
 10 assists was on 1/18/10 - Tory Jackson (15) vs. Syracuse (ND 71 - Syracuse 84)*
 10 blocks..... never
 10 steals..... never

An opposing player had ...

25+ points was on 2/17/10 - Samardo Samuels (36), Louisville (2OT) (ND 89 - Louisville 91)
 30+ points was on 2/17/10 - Samardo Samuels (36), Louisville (2OT) (ND 89 - Louisville 91)
 35+ points was on 2/17/10 - Samardo Samuels (36), Louisville (2OT) (ND 89 - Louisville 91)
 40+ points never
 15 rebounds was on 1/2/10 - Stanley Robinson (16), Connecticut (ND 70 - Connecticut 82)
 20 rebounds was on 1/31/09 - DeJuan Blair (22), Pittsburgh (ND 80 - Pittsburgh 93)
 a "double-double" was on 3/3/10 - Gavin Edwards (10 pts., 11 rebs.), Connecticut (ND 58 - Connecticut 50)*
 a "triple-double" was on 2/21/06 - Marcus Williams (18 pts, 10 rebs, 13 asts), Connecticut (ND 74 - Connecticut 75 - OT)
 20 points and 10 rebounds..... was on 1/2/10 - Stanley Robinson (22 pts., 16 rebs.), Connecticut (ND 70 - Connecticut 82)
 20 points and 20 rebounds..... was on 1/31/09 - DeJuan Blair (23 pts., 22 rebs.), Pittsburgh (ND 80 - Pittsburgh 93)
 10 assists was on 2/11/10 - Eugene Harvey (10), Seton Hall (ND 87 - Seton Hall 90)
 10 blocks..... was on 1/5/08 - Hasheem Thabeet (10), Connecticut (ND 73 - Connecticut 67)*
 10 steals..... never

Note: Notre Dame began playing as a member of the BIG EAST Conference in 1995-96.

* indicates Notre Dame home game; @ indicates Purcell Pavilion record; # indicates school record





0 Eric Atkins

Freshman • 6-2 • 173
Columbia, Md. • Mount Saint Joseph

Career Games With:

Double Figure Points	2
20-Plus Points	N/A
30-Plus Points	N/A
10-Plus Rebounds	N/A
10-Plus Assists	N/A
Double-Double	N/A

QUICK HITS:

- Played 20 or more minutes in each game of the season
- Registered first points in an Irish uniform against Georgia Southern, posting 9 points on 4-4 shooting, including 1-1 from three-point range
- Reached double figures for the first time with the Irish, recording 10 points against Liberty
- Posted a couple more firsts againsts Chicago State, notching his first start with the Irish while also becoming first freshman to reach double figures in two straight games since Luke Harangody in 2006-07
- Recorded first block of career against Maine

Season and Career Bests

Points	Season 12 (vs. Chicago State 11/17/10) Career 12 (vs. Chicago State 11/17/10)	FG's	Season 4 (on three occasions) Career 4 (on three occasions)
Rebounds	Season 3 (on three occasions) Career 3 (on three occasions)	3PT FG's	Season 2 (on two occasions) Career 2 (on two occasions)
Assists	Season 5 (on two occasions) Career 5 (on two occasions)	FT's	Season 2 (vs. Chicago State 11/17/10) Career 2 (vs. Chicago State 11/17/10)
Steals	Season -- Career --	Minutes	Season 32 (vs. Chicago State 11/17/10) Career 32 (vs. Chicago State 11/17/10)
Blocks	Season 1 (vs. Maine 11/22/10) Career 1 (vs. Maine 11/22/10)		

Game-By-Game Stats

	Start	FG-A	3P-A	FT-A	Reb	PF	TP	A	TO	BK	S	Min
Georgia Southern		4-4	1-1	0-0	3	1	9	3	2	0	0	22
Liberty		4-7	2-3	0-0	1	0	10	4	1	0	0	22
Chicago State	*	4-7	2-4	2-2	3	3	12	5	1	0	0	32
Maine		1-7	1-3	0-0	3	2	3	5	0	1	0	22
Georgia												
California/Temple												
BC/TAMU/Wisc./Manhattan												
Indiana State												
Kentucky												
Gonzaga												
Stony Brook												
UMBC												
Georgetown												
Syracuse												
Connecticut												
St. John's												
Marquette												
St. John's												
Cincinnati												
Marquette												
Pittsburgh												
DePaul												
Rutgers												
Louisville												
USF												
West Virginia												
Providence												
Seton Hall												
Villanova												
Connecticut												

Career Stats vs. BIG EAST

Opponent	GP-GS	Min.	FG-A	3PT-A	FT-A	Reb.	A	PF	B	S	Pts.
Cincinnati	0-0	0	0-0	0-0	0-0	0/0.0	0	0	0	0	0/0.0
Connecticut	0-0	0	0-0	0-0	0-0	0/0.0	0	0	0	0	0/0.0
DePaul	0-0	0	0-0	0-0	0-0	0/0.0	0	0	0	0	0/0.0
Georgetown	0-0	0	0-0	0-0	0-0	0/0.0	0	0	0	0	0/0.0
Louisville	0-0	0	0-0	0-0	0-0	0/0.0	0	0	0	0	0/0.0
Marquette	0-0	0	0-0	0-0	0-0	0/0.0	0	0	0	0	0/0.0
Pittsburgh	0-0	0	0-0	0-0	0-0	0/0.0	0	0	0	0	0/0.0
Providence	0-0	0	0-0	0-0	0-0	0/0.0	0	0	0	0	0/0.0
Rutgers	0-0	0	0-0	0-0	0-0	0/0.0	0	0	0	0	0/0.0
St. John's	0-0	0	0-0	0-0	0-0	0/0.0	0	0	0	0	0/0.0
Seton Hall	0-0	0	0-0	0-0	0-0	0/0.0	0	0	0	0	0/0.0
USF	0-0	0	0-0	0-0	0-0	0/0.0	0	0	0	0	0/0.0
Syracuse	0-0	0	0-0	0-0	0-0	0/0.0	0	0	0	0	0/0.0
Villanova	0-0	0	0-0	0-0	0-0	0/0.0	0	0	0	0	0/0.0
West Virginia	0-0	0	0-0	0-0	0-0	0/0.0	0	0	0	0	0/0.0

Career Statistics


Season	GP-GS	Min	Avg	FG-A	Pct	3FG-A	Pct	FT-A	Pct	O-D-TOT	Avg	PF-FO	Ast	TO	Blk	Stl	Pts	Avg
2010-11	4-1	98	24.5	13-25	.520	6-11	.545	2-2	1.000	1-9-10	2.5	6-0	17	4	1	0	34	8.5
TOTAL	4-1	98	24.5	13-25	.520	6-11	.545	2-2	1.000	1-9-10	2.5	6-0	17	4	1	0	34	8.5

Career BIG EAST Statistics

Season	GP-GS	Min	Avg	FG-A	Pct	3FG-A	Pct	FT-A	Pct	O-D-TOT	Avg	PF-FO	Ast	TO	Blk	Stl	Pts	Avg
2010-11																		
TOTAL																		

Has Not Played
Has Not Played





1 Tyrone Nash

Senior • 6-8 • 232

Queens, N.Y. • Lawrence Woodmere Academy & Northfield Mt. Hermon

Career Games With:

Double Figure Points	17
20-Plus Points	N/A
30-Plus Points	N/A
10-Plus Rebounds	5
10-Plus Assists	N/A
Double-Double	3

QUICK HITS:

- Has started in 40 contests over career for the Irish, including a string of 39 consecutive games, both leading the current roster
- Set a career high in free throws, knocking down 12 against Liberty (on 15 attempts), also tying his career high in points with 16 against the Flames
- Posted first double-double of season against Chicago State, going for 11 points and 10 rebounds and set career high for assists with 7
- Matched career high in rebounds, pulling down 11 against Maine, en route to second straight double double (13 points, 11 rebounds)

Season and Career Bests

Points	Season 16 (vs. Liberty 11/14/10)	FG's	Season 4 (vs. Chicago State 11/17/10)
Career 16 (on two occasions)	Career 6 (vs. Loyola Marymount 12/12/09)	3PT FG's	Season --
Rebounds	Season 11 (vs. Maine 11/22/10)	Career --	FT's
Career 11 (on two occasions)	Career 7 (vs. Chicago State 11/17/10)	Season 12 (vs. Liberty 11/14/10)	Career 12 (vs. Liberty 11/14/10)
Assists	Season 7 (vs. Chicago State 11/17/10)	Minutes	Season 29 (vs. Maine 11/22/10)
Career 7 (vs. Chicago State 11/17/10)	Career 3 (on three occasions)	Career 38 (vs. St. John's 2/14/10)	
Steals	Season 1 (vs. Georgia Southern (11/12/10)		
Career 3 (on three occasions)			
Blocks	Season --		
Career 3 (vs. USF 2/7/10)			

Game-By-Game Stats

	Start	FG-A	3P-A	FT-A	Reb	PF	TP	A	TO	BK	S	Min
Georgia Southern	*	2-3	0-0	3-4	2	2	7	1	1	0	1	22
Liberty	*	2-4	0-0	12-15	9	0	16	1	1	0	0	28
Chicago State	*	4-6	0-0	3-4	10	2	11	7	1	0	0	26
Maine	*	1-4	0-0	11-12	11	2	13	5	1	0	0	29
Georgia												
California/Temple												
BC/TAMU/Wisc./Manhattan												
Indiana State												
Kentucky												
Gonzaga												
Stony Brook												
UMBC												
Georgetown												
Syracuse												
Connecticut												
St. John's												
Marquette												
St. John's												
Cincinnati												
Marquette												
Pittsburgh												
DePaul												
Rutgers												
Louisville												
USF												
West Virginia												
Providence												
Seton Hall												
Villanova												
Connecticut												

Career Stats vs. BIG EAST

Opponent	GP-GS	Min.	FG-A	3PT-A	FT-A	Reb.	A	PF	B	S	Pts.
Cincinnati	2-2	39	1-2	0-0	2-5	6/3.0	2	9	0	1	4/2.0
Connecticut	4-2	77	13-28	0-0	2-8	22/5.5	5	6	0	3	28/7.0
DePaul	2-1	34	4-6	0-0	5-7	10/5.0	2	2	0	0	13/6.5
Georgetown	3-1	33	2-3	0-0	4-5	6/2.0	3	2	1	0	8/2.3
Louisville	2-1	42	2-6	0-0	0-2	10/5.0	4	6	1	1	4/2.0
Marquette	3-1	48	4-6	0-0	7-10	11/5.5	3	6	0	2	15/7.5
Pittsburgh	3-1	81	6-11	0-0	9-14	14/4.7	9	4	2	4	21/7.0
Providence	2-1	38	8-13	0-0	0-0	10/5.0	0	6	1	1	16/8.0
Rutgers	2-1	34	6-8	0-0	1-4	3/1.5	2	5	0	3	13/4.3
St. John's	3-1	65	5-10	0-0	6-9	8/2.7	7	5	2	3	16/5.3
Seton Hall	3-2	66	8-14	0-1	6-12	13/4.3	2	6	0	1	22/7.3
USF	4-2	66	7-16	0-0	10-12	18/4.5	3	9	3	2	24/6.0
Syracuse	3-1	21	0-3	0-0	1-2	2/0.7	0	4	0	1	1/0.3
Villanova	2-2	48	5-8	0-0	6-13	17/8.5	3	8	0	1	16/8.0
West Virginia	4-2	86	7-11	0-0	5-11	18/4.5	4	11	1	0	19/4.8


Career Statistics

Season	GP-GS	Min	Avg	FG-A	Pct	3FG-A	Pct	FT-A	Pct	O-D-TOT	Avg	PF-FO	Ast	TO	Blk	Stl	Pts	Avg
2007-08	15-0	59	3.9	6-13	.462	0-1	.000	3-11	.273	8-12-20	1.3	6-0	5	3	1	2	15	1.0
2008-09	34-1	384	11.3	37-73	.507	0-0	.000	27-50	.540	51-70-121	3.6	52-2	23	13	6	15	101	3.0
2009-10	35-35	923	26.4	96-177	.542	0-0	.000	80-133	.602	79-104-183	5.2	101-3	59	48	16	24	272	7.8
2010-11	4-4	105	26.3	9-17	.529	0-0	.000	29-35	.829	14-18-32	8.0	6-0	14	4	0	1	47	11.8
TOTAL	88-40	1471	16.7	148-280	.529	0-1	.000	139-229	.607	152-204-356	4.0	165-5	101	68	23	42	435	4.9

Career BIG EAST Statistics

Season	GP-GS	Min	Avg	FG-A	Pct	3FG-A	Pct	FT-A	Pct	O-D-TOT	Avg	PF-FO	Ast	TO	Blk	Stl	Pts	Avg
2007-08	6-0	9	1.5	1-2	.500	0-1	.000	2-4	.500	1-1-2	0.3	0-0	0	0	0	0	4	0.7
2008-09	16-1	148	9.3	17-30	.567	0-0	.000	5-18	.278	21-26-47	2.9	25-1	7	2	2	6	39	2.4
2009-10	18-18	508	28.2	52-100	.520	0-0	.000	52-77	.675	45-55-100	5.6	59-3	33	21	8	14	156	8.7
2010-11										Has Not Played								
TOTAL	40-19	665	16.6	70-132	.530	0-1	.000	59-99	.596	67-82-149	3.7	84-4	40	23	10	20	199	5.0





5 Tom Kopko | Senior • 6-2 • 187 Chicago, Ill. • St. Laurence

Career Games With:

Double Figure Points.....	N/A
20-Plus Points.....	N/A
30-Plus Points.....	N/A
10-Plus Rebounds.....	N/A
10-Plus Assists.....	N/A
Double-Double.....	N/A

QUICK HITS:

- Played in each of the first four contests of the season (Georgia Southern, Liberty, Chicago State, Maine)
- Matched most career minutes against Chicago State, playing 5 minutes
- Posted first points of the season against Maine, connecting on a three pointer

Season and Career Bests

Points	Season 3 (vs. Maine 11/22/10)	FG's	Season 1 (vs. Maine 11/22/10)
Career 5 (vs. Northern Illinois 12/8/07)	Career 2 (vs. Northern Illinois 12/8/07)	3PT FG's	Season 1 (vs. Maine 11/22/10)
Rebounds	Season 1 (on two occasions)	Career 1 (on three occasions)	FT's
Career 2 (vs. Monmouth 11/16/07)	Career 1 (on two occasions)	Season --	Career 1 (vs. Savannah State 12/22/08)
Assists	Season --	Minutes	Season 5 (vs. Chicago State 11/17/10)
Career 1 (on two occasions)	Career 1 (vs. USC Upstate 11/16/08)	Career 5 (on two occasions)	
Steals	Season --		
Career 1 (vs. USC Upstate 11/16/08)			
Blocks	Season --		
Career --			

Game-By-Game Stats

	Start	FG-A	3P-A	FT-A	Reb	PF	TP	A	TO	BK	S	Min
Georgia Southern		0-2	0-1	0-0	1	0	0	0	0	0	0	3
Liberty		0-0	0-0	0-0	0	0	0	0	0	0	0	1
Chicago State		0-2	0-1	0-0	1	0	0	0	0	0	0	5
Maine		1-1	1-1	0-0	0	0	3	0	0	0	0	3
Georgia												
California/Temple												
BC/TAMU/Wisc./Manhattan												
Indiana State												
Kentucky												
Gonzaga												
Stony Brook												
UMBC												
Georgetown												
Syracuse												
Connecticut												
St. John's												
Marquette												
St. John's												
Cincinnati												
Marquette												
Pittsburgh												
DePaul												
Rutgers												
Louisville												
USF												
West Virginia												
Providence												
Seton Hall												
Villanova												
Connecticut												

Career Stats vs. BIG EAST

Opponent	GP-GS	Min.	FG-A	3PT-A	FT-A	Reb.	A	PF	B	S	Pts.
Cincinnati	0-0	0	0-0	0-0	0-0	0/0.0	0	0	0	0	0/0.0
Connecticut	0-0	0	0-0	0-0	0-0	0/0.0	0	0	0	0	0/0.0
DePaul	0-0	0	0-0	0-0	0-0	0/0.0	0	0	0	0	0/0.0
Georgetown	0-0	0	0-0	0-0	0-0	0/0.0	0	0	0	0	0/0.0
Louisville	0-0	0	0-0	0-0	0-0	0/0.0	0	0	0	0	0/0.0
Marquette	0-0	0	0-0	0-0	0-0	0/0.0	0	0	0	0	0/0.0
Pittsburgh	0-0	0	0-0	0-0	0-0	0/0.0	0	0	0	0	0/0.0
Providence	0-0	0	0-0	0-0	0-0	0/0.0	0	0	0	0	0/0.0
Rutgers	0-0	0	0-0	0-0	0-0	0/0.0	0	0	0	0	0/0.0
St. John's	0-0	0	0-0	0-0	0-0	0/0.0	0	0	0	0	0/0.0
Seton Hall	1-0	1	0-0	0-0	0-0	0/0.0	0	0	0	0	0/0.0
South Florida	0-0	0	0-0	0-0	0-0	0/0.0	0	0	0	0	0/0.0
Syracuse	0-0	0	0-0	0-0	0-0	0/0.0	0	0	0	0	0/0.0
Villanova	0-0	0	0-0	0-0	0-0	0/0.0	0	0	0	0	0/0.0
West Virginia	0-0	0	0-0	0-0	0-0	0/0.0	0	0	0	0	0/0.0

Career Statistics

Season	GP-GS	Min	Avg	FG-A	Pct	3FG-A	Pct	FT-A	Pct	O-D-TOT	Avg	PF-FO	Ast	TO	Blk	Stl	Pts	Avg
2007-08	5-0	11	2.2	2-4	.500	1-3	.333	0-1	.000	1-1-2	0.4	1-0	0	0	0	0	5	1.0
2008-09	6-0	12	2.0	3-7	.429	0-3	.000	1-2	.500	0-0-0	0.0	0-0	3	1	0	2	7	1.2
2009-10	8-0	13	1.6	3-6	.500	2-4	.500	0-0	.000	0-0-0	0.0	2-0	0	1	0	0	8	1.0
2010-11	4-0	12	3.0	1-5	.200	1-3	.333	0-0	.000	2-0-2	0.5	0-0	0	0	0	0	3	0.8
TOTAL	23-0	48	2.1	9-22	.409	4-13	.308	1-3	.333	3-1-4	0.2	3-0	3	2	0	2	23	1.0

Career BIG EAST Statistics

Season	GP-GS	Min	Avg	FG-A	Pct	3FG-A	Pct	FT-A	Pct	O-D-TOT	Avg	PF-FO	Ast	TO	Blk	Stl	Pts	Avg
2007-08	1-0	0	0.0	0-0	.000	0-0	.000	0-0	.000	0-0-0	0.0	0-0	0	0	0	0	0	0.0
2008-09																		
2009-10																		
2010-11																		
TOTAL	1-0	0	0.0	0-0	.000	0-0	.000	0-0	.000	0-0-0	0.0	0-0	0	0	0	0	0	0.0





12 Alex Dragicevich | Freshman • 6-8 • 215 Northbrook, Ill. • Glenbrook North

Career Games With:

Double Figure Points.....	N/A
20-Plus Points.....	N/A
30-Plus Points.....	N/A
10-Plus Rebounds.....	N/A
10-Plus Assists.....	N/A
Double-Double.....	N/A

QUICK HITS:

- Played in each of first four contests for the Irish
- Scored first points with the Irish against Georgia Southern, recording 9 points on 2-5 shooting, including a perfect 4-4 from the free throw line
- Also grabbed first rebounds of career against Georgia Southern, pulling down 3 boards in the contest

Season and Career Bests

Points		FG's	
Season	9 (vs. Georgia Southern 11/12/10)	Season	2 (vs. Georgia Southern 11/12/10)
Career	9 (vs. Georgia Southern 11/12/10)	Career	2 (vs. Georgia Southern 11/12/10)
Rebounds		3PT FG's	
Season	3 (vs. Georgia Southern 11/12/10)	Season	1 (vs. Georgia Southern 11/12/10)
Career	3 (vs. Georgia Southern 11/12/10)	Career	1 (vs. Georgia Southern 11/12/10)
Assists		FT's	
Season	--	Season	4 (vs. Georgia Southern 11/12/10)
Career	--	Career	4 (vs. Georgia Southern 11/12/10)
Steals		Minutes	
Season	--	Season	10 (vs. Georgia Southern 11/12/10)
Career	--	Career	10 (vs. Georgia Southern 11/12/10)
Blocks			
Season	--		
Career	--		

Game-By-Game Stats

	Start	FG-A	3P-A	FT-A	Reb	PF	TP	A	TO	BK	S	Min
Georgia Southern		2-5	1-2	4-4	3	1	9	0	0	0	0	10
Liberty		0-0	0-0	0-0	0	0	0	0	0	0	0	1
Chicago State		1-2	0-0	2-2	1	0	4	0	0	0	0	7
Maine		0-0	0-0	0-0	1	0	0	0	0	0	0	4
Georgia												
California/Temple												
BC/TAMU/Wisc./Manhattan												
Indiana State												
Kentucky												
Gonzaga												
Stony Brook												
UMBC												
Georgetown												
Syracuse												
Connecticut												
St. John's												
Marquette												
St. John's												
Cincinnati												
Marquette												
Pittsburgh												
DePaul												
Rutgers												
Louisville												
USF												
West Virginia												
Providence												
Seton Hall												
Villanova												
Connecticut												

Career Stats vs. BIG EAST

Opponent	GP-GS	Min.	FG-A	3PT-A	FT-A	Reb.	A	PF	B	S	Pts.
Cincinnati	0-0	0	0-0	0-0	0-0	0/0.0	0	0	0	0	0/0.0
Connecticut	0-0	0	0-0	0-0	0-0	0/0.0	0	0	0	0	0/0.0
DePaul	0-0	0	0-0	0-0	0-0	0/0.0	0	0	0	0	0/0.0
Georgetown	0-0	0	0-0	0-0	0-0	0/0.0	0	0	0	0	0/0.0
Louisville	0-0	0	0-0	0-0	0-0	0/0.0	0	0	0	0	0/0.0
Marquette	0-0	0	0-0	0-0	0-0	0/0.0	0	0	0	0	0/0.0
Pittsburgh	0-0	0	0-0	0-0	0-0	0/0.0	0	0	0	0	0/0.0
Providence	0-0	0	0-0	0-0	0-0	0/0.0	0	0	0	0	0/0.0
Rutgers	0-0	0	0-0	0-0	0-0	0/0.0	0	0	0	0	0/0.0
St. John's	0-0	0	0-0	0-0	0-0	0/0.0	0	0	0	0	0/0.0
Seton Hall	0-0	0	0-0	0-0	0-0	0/0.0	0	0	0	0	0/0.0
USF	0-0	0	0-0	0-0	0-0	0/0.0	0	0	0	0	0/0.0
Syracuse	0-0	0	0-0	0-0	0-0	0/0.0	0	0	0	0	0/0.0
Villanova	0-0	0	0-0	0-0	0-0	0/0.0	0	0	0	0	0/0.0
West Virginia	0-0	0	0-0	0-0	0-0	0/0.0	0	0	0	0	0/0.0


Career Statistics

Season	GP-GS	Min	Avg	FG-A	Pct	3FG-A	Pct	FT-A	Pct	O-D-TOT	Avg	PF-FO	Ast	TO	Blk	Stl	Pts	Avg
2010-11	4-0	22	5.5	3-7	.429	1-2	.500	6-6	1.000	1-4-5	1.3	1-0	0	0	0	0	13	3.3
TOTAL	4-0	22	5.5	3-7	.429	1-2	.500	6-6	1.000	1-4-5	1.3	1-0	0	0	0	0	13	3.3

Career BIG EAST Statistics

Season	GP-GS	Min	Avg	FG-A	Pct	3FG-A	Pct	FT-A	Pct	O-D-TOT	Avg	PF-FO	Ast	TO	Blk	Stl	Pts	Avg
2010-11																		
TOTAL																		





14 Scott Martin | Senior • 6-8 • 219 Valparaiso, Ind. • Valparaiso

Career Games With:

Double Figure Points	14 (1 with ND)
20-Plus Points.....	N/A
30-Plus Points.....	N/A
10-Plus Rebounds.....	N/A
10-Plus Assists	N/A
Double-Double	N/A

QUICK HITS:

- Took to the court for first time since '07-08 season against Georgia Southern, scoring 7 points along with 5 rebounds in 22 minutes of play
- Missed contest against Chicago State due to back spasms
- Returned to starting lineup against Maine, recording first game in double figures with the Irish after scoring 15 points

Season and Career Bests

Points	Season 15 (vs. Maine 11/22/10) Career 17 (vs. Missouri St. 12/23/07)	FG's	Season 6 (vs. Maine 11/22/10) Career 6 (on three occasions)
Rebounds	Season 5 (on two occasions) Career 9 (vs. Northwestern 3/1/08)	3PT FG's	Season 2 (vs. Maine 11/22/10) Career 2 (on seven occasions)
Assists	Season 3 (on two occasions) Career 5 (vs. Minnesota 2/27/08)	FT's	Season 3 (vs. Georgia Southern 11/12/10) Career 8 (vs. Florida International 12/29/07)
Steals	Season 1 (vs. Liberty 11/14/10) Career 4 (vs. Clemson 11/27/07)	Minutes	Season 29 (vs. Liberty 11/14/10) Career 33 (vs. Indiana State 12/1/07)
Blocks	Season 1 (vs. Liberty 11/14/10) Career 3 (on two occasions)		

Game-By-Game Stats

	Start	FG-A	3P-A	FT-A	Reb	PF	TP	A	TO	BK	S	Min
Georgia Southern	*	2-7	0-3	3-3	5	4	7	2	2	0	0	22
Liberty	*	2-9	1-5	1-4	3	0	6	3	2	1	1	29
Chicago State												
Maine	*	6-8	2-3	1-2	5	2	15	3	2	0	0	28
Georgia												
California/Temple												
BC/TAMU/Wisc./Manhattan												
Indiana State												
Kentucky												
Gonzaga												
Stony Brook												
UMBC												
Georgetown												
Syracuse												
Connecticut												
St. John's												
Marquette												
St. John's												
Cincinnati												
Marquette												
Pittsburgh												
DePaul												
Rutgers												
Louisville												
USF												
West Virginia												
Providence												
Seton Hall												
Villanova												
Connecticut												

Career Stats vs. BIG EAST

Opponent	GP-GS	Min.	FG-A	3PT-A	FT-A	Reb.	A	PF	B	S	Pts.
Cincinnati	0-0	0	0-0	0-0	0-0	0/0.0	0	0	0	0	0/0.0
Connecticut	0-0	0	0-0	0-0	0-0	0/0.0	0	0	0	0	0/0.0
DePaul	0-0	0	0-0	0-0	0-0	0/0.0	0	0	0	0	0/0.0
Georgetown	0-0	0	0-0	0-0	0-0	0/0.0	0	0	0	0	0/0.0
Louisville	1-1	22	3-6	0-1	5-8	3/3.0	0	4	0	1	11/11.0
Marquette	0-0	0	0-0	0-0	0-0	0/0.0	0	0	0	0	0/0.0
Pittsburgh	0-0	0	0-0	0-0	0-0	0/0.0	0	0	0	0	0/0.0
Providence	0-0	0	0-0	0-0	0-0	0/0.0	0	0	0	0	0/0.0
Rutgers	0-0	0	0-0	0-0	0-0	0/0.0	0	0	0	0	0/0.0
St. John's	0-0	0	0-0	0-0	0-0	0/0.0	0	0	0	0	0/0.0
Seton Hall	0-0	0	0-0	0-0	0-0	0/0.0	0	0	0	0	0/0.0
USF	0-0	0	0-0	0-0	0-0	0/0.0	0	0	0	0	0/0.0
Syracuse	0-0	0	0-0	0-0	0-0	0/0.0	0	0	0	0	0/0.0
Villanova	0-0	0	0-0	0-0	0-0	0/0.0	0	0	0	0	0/0.0
West Virginia	0-0	0	0-0	0-0	0-0	0/0.0	0	0	0	0	0/0.0

Career Statistics

Season	GP-GS	Min	Avg	FG-A	Pct	3FG-A	Pct	FT-A	Pct	O-D-TOT	Avg	PF-FO	Ast	TO	Blk	Stl	Pts	Avg
2007-08	32-8	700	21.9	84-225	.373	26-83	.313	78-112	.696	42-79-121	3.8	78-3	44	48	21	31	272	8.5
2008-09																		
2009-10																		
2010-11	3-3	79	26.3	10-24	.417	3-11	.273	5-9	.556	3-10-13	4.3	6-0	8	6	1	1	28	9.3
TOTAL	35-11	779	22.3	94-249	.378	29-94	.309	83-121	.686	45-89-134	3.8	84-3	52	54	22	32	300	8.6

Career BIG EAST Statistics

Season	GP-GS	Min	Avg	FG-A	Pct	3FG-A	Pct	FT-A	Pct	O-D-TOT	Avg	PF-FO	Ast	TO	Blk	Stl	Pts	Avg
2008-09																		
2009-10																		
2010-11																		
TOTAL	0-0	0	0.0	0-0	.000	0-0	.000	0-0	.000	0-0-0	0.0	0-0	0	0	0	0	0	0.0





21 Tim Abromaitis | Graduate Student • 6-8 • 235 Unionville, Conn. • Farmington

Career Games With:

Double Figure Points.....	32
20-Plus Points.....	10
30-Plus Points.....	2
10-Plus Rebounds.....	2
10-Plus Assists.....	N/A
Double-Double.....	2

QUICK HITS:

- Has started 30 of the last 31 contests for the Irish
- Reached double-figure points four times this season
- Eclipsed 20 points in a game two times this season
- Posted first double-double of the season against Chicago State, notching 21 points along with 10 rebounds (matching his career best in rebounds)
- Set career high in assists against Chicago State, dishing out 7 assists
- Had best scoring game of young season, posting 26 points (8-9 FG's, 4-5 3FG's) against Maine

Season and Career Bests

Points	Season 26 (vs. Maine 11/22/10) Career 31 (vs. UCF 12/6/09)	FG's	Season 8 (vs. Maine 11/22/10) Career 11 (vs. Louisville 2/17/10)
Rebounds	Season 10 (vs. Chicago State 11/17/10) Career 10 (on two occasions)	3PT FG's	Season 4 (vs. Maine 11/22/10) Career 5 (on three occasions)
Assists	Season 7 (vs. Chicago State 11/17/10) Career 7 (vs. Chicago State 11/17/10)	FT's	Season 8 (vs. Chicago State 11/17/10) Career 12 (vs. Seton Hall 2/11/10)
Steals	Season 2 (vs. Liberty 11/14/10) Career 2 (on three occasions)	Minutes	Season 34 (vs. Liberty 11/14/10) Career 45 (vs. Louisville 2/17/10)
Blocks	Season 1 (on two occasions) Career 2 (vs. Georgetown 2/27/10)		

Game-By-Game Stats

	Start	FG-A	3P-A	FT-A	Reb	PF	TP	A	TO	BK	S	Min
Georgia Southern	*	2-13	1-7	5-6	5	1	10	3	1	0	0	22
Liberty	*	4-12	2-9	3-4	7	2	13	0	2	1	2	34
Chicago State	*	6-15	1-8	8-9	10	0	21	7	0	1	1	30
Maine	*	8-9	4-5	6-6	3	2	26	3	0	0	1	27

Georgia	
California/Temple	
BC/TAMU/Wisc./Manhattan	
Indiana State	
Kentucky	
Gonzaga	
Stony Brook	
UMBC	
Georgetown	
Syracuse	
Connecticut	
St. John's	
Marquette	
St. John's	
Cincinnati	
Marquette	
Pittsburgh	
DePaul	
Rutgers	
Louisville	
USF	
West Virginia	
Providence	
Seton Hall	
Villanova	
Connecticut	

Career Stats vs. BIG EAST

Opponent	GP-GS	Min.	FG-A	3PT-A	FT-A	Reb.	A	PF	B	S	Pts.
Cincinnati	2-2	66	11-20	4-5	12-15	11/5.5	4	6	1	3	38/19.0
Connecticut	2-1	70	7-21	2-9	2-2	8/4.0	2	4	0	2	18/9.0
DePaul	1-1	33	9-16	5-9	7-8	6/6.0	3	0	0	1	30/30.0
Georgetown	2-1	36	7-19	1-9	6-6	4/2.0	3	2	2	1	21/10.5
Louisville	1-1	45	11-18	2-4	5-6	5/5.0	0	4	1	0	29/29.0
Marquette	2-1	44	6-18	1-9	7-8	9/4.5	4	0	0	0	20/10.0
Pittsburgh	2-2	73	7-15	3-6	7-8	7/3.5	1	2	2	0	24/12.0
Providence	1-1	30	8-14	5-8	1-2	7/7.0	1	2	0	0	22/22.0
Rutgers	1-1	39	6-13	3-7	2-2	10/10.0	2	4	0	0	17/17.0
St. John's	1-1	39	7-11	4-6	6-8	6/6.0	1	1	0	1	24/24.0
Seton Hall	3-2	66	5-13	3-7	14-14	14/4.7	2	5	0	0	27/9.0
USF	2-2	63	7-16	3-8	1-1	8/4.0	5	3	0	1	18/9.0
Syracuse	1-1	38	10-17	5-11	1-2	2/2.0	3	4	1	0	26/26.0
Villanova	1-1	37	3-13	2-8	8-10	5/5.0	2	3	0	0	16/16.0
West Virginia	2-2	64	6-14	3-7	9-11	11/5.5	2	6	0	2	24/12.0

Career Statistics

Season	GP-GS	Min	Avg	FG-A	Pct	3FG-A	Pct	FT-A	Pct	O-D-TOT	Avg	PF-FO	Ast	TO	Blk	Stl	Pts	Avg
2007-08	12-0	40	3.3	6-21	.286	1-8	.125	7-7	1.000	5-7-12	1.0	5-0	3	4	1	1	20	1.7
2008-09										Did Not Play								
2009-10	35-26	1104	31.5	183-370	.495	81-189	.429	117-134	.873	43-123-166	4.7	76-1	52	42	11	17	564	16.1
2010-11	4-4	113	28.3	20-49	.408	8-29	.276	22-25	.880	5-20-25	6.3	5-0	13	3	2	4	70	17.5
TOTAL	51-30	1257	24.6	209-440	.475	90-226	.398	146-166	.880	53-150-203	4.0	86-1	68	49	14	22	654	12.8

Career BIG EAST Statistics

Season	GP-GS	Min	Avg	FG-A	Pct	3FG-A	Pct	FT-A	Pct	O-D-TOT	Avg	PF-FO	Ast	TO	Blk	Stl	Pts	Avg
2007-08	3-0	5	1.7	1-2	.500	0-1	.000	2-2	1.000	0-0-0	0.0	1-0	1	1	0	0	4	1.3
2008-09										Did Not Play								
2009-10	18-17	647	35.9	102-217	.470	45-109	.413	78-90	.867	28-74-102	5.7	37-1	34	25	6	9	327	18.2
2010-11										Has Not Played								
TOTAL	21-17	652	31.0	103-219	.470	45-110	.409	80-92	.870	28-74-102	4.9	38-1	35	26	6	9	331	15.8





22 Jerian Grant | Freshman • 6-5 • 185 Bowie, Md. • DeMatha

Career Games With:

Double Figure Points.....	N/A
20-Plus Points.....	N/A
30-Plus Points.....	N/A
10-Plus Rebounds.....	N/A
10-Plus Assists.....	N/A
Double-Double.....	N/A

QUICK HITS:

- Has not played during the 2010-11 season due to injury

Season and Career Bests

Points		FG's	
Season	--	Season	--
Career	--	Career	--
Rebounds		3PT FG's	
Season	--	Season	--
Career	--	Career	--
Assists		FT's	
Season	--	Season	--
Career	--	Career	--
Steals		Minutes	
Season	--	Season	--
Career	--	Career	--
Blocks			
Season	--		
Career	--		

Game-By-Game Stats

	Start	FG-A	3P-A	FT-A	Reb	PF	TP	A	TO	BK	S	Min
Georgia Southern												DNP - Injured
Liberty												DNP - Injured
Chicago State												DNP - Injured
Maine												DNP - Injured
Georgia												
California/Temple												
BC/TAMU/Wisc./Manhattan												
Indiana State												
Kentucky												
Gonzaga												
Stony Brook												
UMBC												
Georgetown												
Syracuse												
Connecticut												
St. John's												
Marquette												
St. John's												
Cincinnati												
Marquette												
Pittsburgh												
DePaul												
Rutgers												
Louisville												
USF												
West Virginia												
Providence												
Seton Hall												
Villanova												
Connecticut												

Career Stats vs. BIG EAST

Opponent	GP-GS	Min.	FG-A	3PT-A	FT-A	Reb.	A	PF	B	S	Pts.
Cincinnati	0-0	0	0-0	0-0	0-0	0/0.0	0	0	0	0	0/0.0
Connecticut	0-0	0	0-0	0-0	0-0	0/0.0	0	0	0	0	0/0.0
DePaul	0-0	0	0-0	0-0	0-0	0/0.0	0	0	0	0	0/0.0
Georgetown	0-0	0	0-0	0-0	0-0	0/0.0	0	0	0	0	0/0.0
Louisville	0-0	0	0-0	0-0	0-0	0/0.0	0	0	0	0	0/0.0
Marquette	0-0	0	0-0	0-0	0-0	0/0.0	0	0	0	0	0/0.0
Pittsburgh	0-0	0	0-0	0-0	0-0	0/0.0	0	0	0	0	0/0.0
Providence	0-0	0	0-0	0-0	0-0	0/0.0	0	0	0	0	0/0.0
Rutgers	0-0	0	0-0	0-0	0-0	0/0.0	0	0	0	0	0/0.0
St. John's	0-0	0	0-0	0-0	0-0	0/0.0	0	0	0	0	0/0.0
Seton Hall	0-0	0	0-0	0-0	0-0	0/0.0	0	0	0	0	0/0.0
USF	0-0	0	0-0	0-0	0-0	0/0.0	0	0	0	0	0/0.0
Syracuse	0-0	0	0-0	0-0	0-0	0/0.0	0	0	0	0	0/0.0
Villanova	0-0	0	0-0	0-0	0-0	0/0.0	0	0	0	0	0/0.0
West Virginia	0-0	0	0-0	0-0	0-0	0/0.0	0	0	0	0	0/0.0

Career Statistics

Season	GP-GS	Min	Avg	FG-A	Pct	3FG-A	Pct	FT-A	Pct	O-D-TOT	Avg	PF-FO	Ast	TO	Blk	Stl	Pts	Avg	
2010-11																			
TOTAL																			

Career BIG EAST Statistics

Season	GP-GS	Min	Avg	FG-A	Pct	3FG-A	Pct	FT-A	Pct	O-D-TOT	Avg	PF-FO	Ast	TO	Blk	Stl	Pts	Avg	
2010-11																			
TOTAL																			





23 Ben Hansbrough | Senior • 6-3 • 203 Poplar Bluff, Mo. • Poplar Bluff

Career Games With:

Double Figure Points53 (27 at ND)
 20-Plus Points.....9 (5 at ND)
 30-Plus Points.....N/A
 10-Plus Rebounds.....1 (1 at ND)
 10-Plus Assists2 (2 at ND)
 Double-Double2 (2 at ND)

QUICK HITS:

- Has started all 39 contests since putting on an Irish uniform
- Recorded his eighth career 20-point game in the season-opener against Georgia Southern
- Has reached double figures in points in four contests this season, including two times reaching the 20-point mark
- Has led the team in scoring in three games this season
- Tied a then-career high with 5 three pointers against Liberty, marking the fourth time he has hit that many three's
- Set a new career high in three pointers against Chicago State, drilling 6-10 from beyond the arc
- Set a season high for assists on the season when he dished out 9 against Maine

Season and Career Bests

Points	22 (vs. Chicago State 11/17/10) Career 23 (vs. T. A&M Corpus Christi 12/2/06)	FG's	7 (on three occasions) Career 7 (on four occasions)
Rebounds	5 (vs. Chicago State 11/17/10) Career 10 (vs. DePaul 1/23/10)	3PT FG's	6 (vs. Chicago State 11/17/10) Career 6 (vs. Chicago State 11/17/10)
Assists	9 (vs. Maine 11/22/10) Career 10 (on two occasions)	FT's	6 (vs. Maine 11/22/10) Career 10 (vs. Louisville 2/17/10)
Steals	2 (vs. Georgia Southern 11/12/10) Career 4 (on four occasions)	Minutes	34 (vs. Liberty 11/14/10) Career 48 (vs. Louisville 2/17/10)
Blocks	-- Career 1 (on five occasions)		

Game-By-Game Stats

	Start	FG-A	3P-A	FT-A	Reb	PF	TP	A	TO	BK	S	Min
Georgia Southern	*	7-10	4-7	2-2	3	3	20	4	2	0	2	24
Liberty	*	7-13	5-8	0-0	2	3	19	4	1	0	1	34
Chicago State	*	7-13	6-10	2-5	5	2	22	6	2	0	0	30
Maine	*	2-7	1-2	6-6	2	2	11	9	3	0	0	30

Georgia
California/Temple
BC/TAMU/Wisc./Manhattan
Indiana State
Kentucky
Gonzaga
Stony Brook
UMBC
Georgetown
Syracuse
Connecticut
St. John's
Marquette
St. John's
Cincinnati
Marquette
Pittsburgh
DePaul
Rutgers
Louisville
USF
West Virginia
Providence
Seton Hall
Villanova
Connecticut

Career Stats vs. BIG EAST

Opponent	GP-GS	Min.	FG-A	3PT-A	FF-A	Reb.	A	PF	B	S	Pts.
Cincinnati	2-2	78	7-17	3-12	3-6	9/4.5	14	6	0	2	20/10.0
Connecticut	2-2	78	4-19	3-10	9-12	7/3.5	3	9	0	6	20/10.0
DePaul	1-1	34	4-9	2-4	5-7	10/10.0	7	1	0	0	15/15.0
Georgetown	1-1	39	7-10	3-5	4-5	3/3.0	4	3	1	1	21/21.0
Louisville	1-1	48	4-14	3-10	10-12	8/8.0	3	1	0	2	21/21.0
Marquette	1-1	42	1-6	0-5	2-2	2/2.0	3	4	0	1	4/4.0
Pittsburgh	2-2	74	8-16	2-7	2-3	12/6.0	7	5	1	1	20/10.0
Providence	1-1	39	3-8	1-5	3-5	8/8.0	10	2	1	0	10/10.0
Rutgers	1-1	37	6-12	3-4	3-3	5/5.0	5	3	0	4	18/18.0
St. John's	1-1	40	5-8	3-4	0-0	4/4.0	3	3	0	0	13/13.0
Seton Hall	2-2	72	6-16	3-9	2-3	6/3.0	5	5	1	1	17/8.5
USF	2-2	75	5-15	3-8	3-6	8/4.0	5	5	0	0	16/8.0
Syracuse	1-1	31	2-7	2-7	3-3	1/1.0	2	4	0	0	9/9.0
Villanova	1-1	19	2-3	1-2	2-2	1/1.0	2	5	0	1	7/7.0
West Virginia	2-2	79	7-16	5-9	4-8	11/5.5	13	3	0	2	23/11.5


Career Statistics

Season	GP-GS	Min	Avg	FG-A	Pct	3FG-A	Pct	FT-A	Pct	O-D-TOT	Avg	PF-FO	Ast	TO	Blk	Stl	Pts	Avg	
2006-07	35-9	827	23.6	75-175	.429	47-114	.440	58-74	.784	15-83-98	2.8	60-1	112	65	0	35	255	7.3	
2007-08	30-28	1005	33.5	98-236	.415	62-173	.358	56-71	.789	20-95-115	3.8	68-2	77	48	2	31	314	10.5	
2008-09	Did Not Play Due To Transfer Rules																		
2009-10	35-35	1241	35.5	129-284	.454	67-162	.414	94-129	.729	29-107-136	3.9	82-2	153	63	5	37	419	12.0	
2010-11	4-4	118	29.5	23-43	.535	16-27	.593	10-13	.769	3-9-12	3.0	10-0	23	8	0	3	72	18.0	
TOTAL	104-76	3191	30.7	325-738	.440	192-476	.403	218-287	.760	67-294-361	3.5	220-5	365	184	7	106	1060	10.2	

Career BIG EAST Statistics

Season	GP-GS	Min	Avg	FG-A	Pct	3FG-A	Pct	FT-A	Pct	O-D-TOT	Avg	PF-FO	Ast	TO	Blk	Stl	Pts	Avg	
2009-10	18-18	670	37.2	62-149	.416	31-86	.360	50-70	.714	18-69-87	4.8	52-2	76	36	3	19	205	11.4	
2010-11	Has Not Played																		
TOTAL	18-18	670	37.2	62-149	.416	31-86	.360	50-70	.714	18-69-87	4.8	52-2	76	36	3	19	205	11.4	





25 Tom Knight | Sophomore • 6-10 • 253 Dixfield, Maine • Dirigo

Career Games With:

Double Figure Points.....	N/A
20-Plus Points.....	N/A
30-Plus Points.....	N/A
10-Plus Rebounds.....	N/A
10-Plus Assists.....	N/A
Double-Double.....	N/A

QUICK HITS:

- After sitting out last season, scored first points of Irish career against Georgia Southern in a 7-point, 4-rebound performance over his 9 minutes of game time
- Has seen playing time in each of the first four games of the year (Georgia Southern, Liberty, Chicago State, Maine)
- Recorded first block of Irish career against Chicago State

Season and Career Bests

Points	Season 7 (vs. Georgia Southern 11/12/10) Career 7 (vs. Georgia Southern 11/12/10)	FG's	Season 3 (vs. Georgia Southern 11/12/10) Career 3 (vs. Georgia Southern 11/12/10)
Rebounds	Season 4 (vs. Georgia Southern 11/12/10) Career 4 (vs. Georgia Southern 11/12/10)	3PT FG's	Season -- Career --
Assists	Season 1 (on two occasions) Career 1 (on two occasions)	FT's	Season 1 (vs. Georgia Southern 11/12/10) Career 1 (vs. Georgia Southern 11/12/10)
Steals	Season -- Career --	Minutes	Season 9 (vs. Georgia Southern 11/12/10) Career 9 (vs. Georgia Southern 11/12/10)
Blocks	Season 1 (vs. Chicago State 11/17/10) Career 1 (vs. Chicago State 11/17/10)		

Game-By-Game Stats

	Start	FG-A	3P-A	FT-A	Reb	PF	TP	A	TO	BK	S	Min
Georgia Southern		3-3	0-0	1-1	4	1	7	1	1	0	0	9
Liberty		0-1	0-0	0-0	1	0	0	1	0	0	0	1
Chicago State		0-2	0-0	0-0	2	0	0	0	0	1	0	7
Maine		1-2	0-0	0-0	0	0	2	0	0	0	0	6
Georgia												
California/Temple												
BC/TAMU/Wisc./Manhattan												
Indiana State												
Kentucky												
Gonzaga												
Stony Brook												
UMBC												
Georgetown												
Syracuse												
Connecticut												
St. John's												
Marquette												
St. John's												
Cincinnati												
Marquette												
Pittsburgh												
DePaul												
Rutgers												
Louisville												
USF												
West Virginia												
Providence												
Seton Hall												
Villanova												
Connecticut												

Career Stats vs. BIG EAST

Opponent	GP-GS	Min.	FG-A	3PT-A	FT-A	Reb.	A	PF	B	S	Pts.
Cincinnati	0-0	0	0-0	0-0	0-0	0/0.0	0	0	0	0	0/0.0
Connecticut	0-0	0	0-0	0-0	0-0	0/0.0	0	0	0	0	0/0.0
DePaul	0-0	0	0-0	0-0	0-0	0/0.0	0	0	0	0	0/0.0
Georgetown	0-0	0	0-0	0-0	0-0	0/0.0	0	0	0	0	0/0.0
Louisville	0-0	0	0-0	0-0	0-0	0/0.0	0	0	0	0	0/0.0
Marquette	0-0	0	0-0	0-0	0-0	0/0.0	0	0	0	0	0/0.0
Pittsburgh	0-0	0	0-0	0-0	0-0	0/0.0	0	0	0	0	0/0.0
Providence	0-0	0	0-0	0-0	0-0	0/0.0	0	0	0	0	0/0.0
Rutgers	0-0	0	0-0	0-0	0-0	0/0.0	0	0	0	0	0/0.0
St. John's	0-0	0	0-0	0-0	0-0	0/0.0	0	0	0	0	0/0.0
Seton Hall	0-0	0	0-0	0-0	0-0	0/0.0	0	0	0	0	0/0.0
USF	0-0	0	0-0	0-0	0-0	0/0.0	0	0	0	0	0/0.0
Syracuse	0-0	0	0-0	0-0	0-0	0/0.0	0	0	0	0	0/0.0
Villanova	0-0	0	0-0	0-0	0-0	0/0.0	0	0	0	0	0/0.0
West Virginia	0-0	0	0-0	0-0	0-0	0/0.0	0	0	0	0	0/0.0


Career Statistics

Season	GP-GS	Min	Avg	FG-A	Pct	3FG-A	Pct	FT-A	Pct	O-D-TOT	Avg	PF-FO	Ast	TO	Blk	Stl	Pts	Avg
2009-10										Did Not Play								
2010-11	4-0	23	5.8	4-8	.500	0-0	.000	1-1	1.000	4-3-7	1.8	1-0	2	1	1	0	9	2.3
TOTAL	4-0	23	5.8	4-8	.500	0-0	.000	1-1	1.000	4-3-7	1.8	1-0	2	1	1	0	9	2.3

Career BIG EAST Statistics

Season	GP-GS	Min	Avg	FG-A	Pct	3FG-A	Pct	FT-A	Pct	O-D-TOT	Avg	PF-FO	Ast	TO	Blk	Stl	Pts	Avg
2009-10										Did Not Play								
2010-11										Has Not Played								
TOTAL										Has Not Played								





32 Joey Brooks | Sophomore • 6-6 • 215 Houston, Texas • Strake Jesuit Prep School

Career Games With:

Double Figure Points	1
20-Plus Points	N/A
30-Plus Points	N/A
10-Plus Rebounds	N/A
10-Plus Assists	N/A
Double-Double	N/A

QUICK HITS:

- Has played in each of first four games of season
- Played career high in minutes in the season opener against Georgia Southern, seeing 19 minutes of action (7 points, 3 rebounds)
- Matches his career high of four rebounds against Chicago State

Season and Career Bests

Points	Season 7 (vs. Georgia Southern 11/12/10)	FG's	Season 3 (vs. Georgia Southern 11/12/10)
Career 12 (vs. Bucknell 12/22/09)	Career 3 (on two occasions)	3PT FG's	Season 1 (vs. Georgia Southern 11/12/10)
Rebounds	Season 4 (vs. Chicago State 11/17/10)	Career 1 (on five occasions)	FT's
Career 4 (on two occasions)	Career 2 (vs. Chicago State 11/17/10)	Career 6 (vs. Bucknell 12/22/09)	Season 3 (vs. Chicago State 11/17/10)
Assists	Season 2 (vs. Georgia Southern 11/12/10)	Career 19 (vs. Georgia Southern 11/12/10)	Career 19 (vs. Georgia Southern 11/12/10)
Career 2 (on two occasions)	Minutes	Season 19 (vs. Georgia Southern 11/12/10)	Career 19 (vs. Georgia Southern 11/12/10)
Steals	Season 3 (vs. Georgia Southern 11/12/10)		
Career 3 (vs. Georgia Southern 11/12/10)			
Blocks	Season --		
Career --			

Game-By-Game Stats

	Start	FG-A	3P-A	FT-A	Reb	PF	TP	A	TO	BK	S	Min
Georgia Southern		3-7	1-4	0-0	3	2	7	2	1	0	3	19
Liberty		2-2	0-0	0-0	3	1	4	1	0	0	0	12
Chicago State		1-6	0-4	3-6	4	0	5	1	2	0	1	17
Maine		0-0	0-0	0-0	0	2	0	1	1	0	0	9
Georgia												
California/Temple												
BC/TAMU/Wisc./Manhattan												
Indiana State												
Kentucky												
Gonzaga												
Stony Brook												
UMBC												
Georgetown												
Syracuse												
Connecticut												
St. John's												
Marquette												
St. John's												
Cincinnati												
Marquette												
Pittsburgh												
DePaul												
Rutgers												
Louisville												
USF												
West Virginia												
Providence												
Seton Hall												
Villanova												
Connecticut												

Career Stats vs. BIG EAST

Opponent	GP-GS	Min.	FG-A	3PT-A	FT-A	Reb.	A	PF	B	S	Pts.
Cincinnati	2-0	3	1-1	1-1	0-0	1/0.5	0	0	0	0	3/1.5
Connecticut	2-0	1	0-0	0-0	0-0	1/0.5	1	1	0	0	0/0.0
DePaul	1-0	2	0-0	0-0	0-0	1/1.0	0	0	0	0	0/0.0
Georgetown	0-0	0	0-0	0-0	0-0	0/0.0	0	0	0	0	0/0.0
Louisville	1-0	2	0-0	0-0	0-0	0/0.0	0	1	0	0	0/0.0
Marquette	0-0	0	0-0	0-0	0-0	0/0.0	0	0	0	0	0/0.0
Pittsburgh	0-0	0	0-0	0-0	0-0	0/0.0	0	0	0	0	0/0.0
Providence	0-0	0	0-0	0-0	0-0	0/0.0	0	0	0	0	0/0.0
Rutgers	1-0	3	0-1	0-0	0-0	0/0.0	0	0	0	1	0/0.0
St. John's	1-0	5	0-0	0-0	2-2	0/0.0	0	0	0	0	2/2.0
Seton Hall	2-0	8	1-1	0-0	1-2	0/0.0	0	2	0	1	3/1.5
USF	0-0	0	0-0	0-0	0-0	0/0.0	0	0	0	0	0/0.0
Syracuse	0-0	0	0-0	0-0	0-0	0/0.0	0	0	0	0	0/0.0
Villanova	1-0	7	1-2	0-0	0-0	0/0.0	1	0	0	1	2/2.0
West Virginia	1-0	9	2-3	1-1	0-0	0/0.0	0	1	0	0	5/5.0

Career Statistics

Season	GP-GS	Min	Avg	FG-A	Pct	3FG-A	Pct	FT-A	Pct	O-D-TOT	Avg	PF-FO	Ast	TO	Blk	Stl	Pts	Avg
2009-10	22-0	86	3.9	15-31	.484	4-7	.571	11-16	.688	5-4-9	0.4	12-0	4	5	0	9	45	2.0
2010-11	4-0	57	14.3	6-15	.400	1-8	.125	3-6	.500	4-6-10	2.5	5-0	5	4	0	4	16	4.0
TOTAL	26-0	143	5.5	21-46	.457	5-15	.333	14-22	.636	9-10-19	0.7	17-0	9	9	0	13	61	2.3

Career BIG EAST Statistics

Season	GP-GS	Min	Avg	FG-A	Pct	3FG-A	Pct	FT-A	Pct	O-D-TOT	Avg	PF-FO	Ast	TO	Blk	Stl	Pts	Avg
2009-10	11-0	39	3.5	5-8	.625	2-2	1.000	3-4	.750	0-3-3	0.3	5-0	2	1	0	3	15	1.4
2010-11										Has Not Played								
TOTAL	11-0	39	3.5	5-8	.625	2-2	1.000	3-4	.750	0-3-3	0.3	5-0	2	1	0	3	15	1.4





33 Mike Broghammer | Sophomore • 6-9 • 248 Orono, Minn. • Hopkins

Career Games With:

Double Figure Points.....	N/A
20-Plus Points.....	N/A
30-Plus Points.....	N/A
10-Plus Rebounds.....	N/A
10-Plus Assists.....	N/A
Double-Double.....	N/A

QUICK HITS:

- Matched career high in points and minutes in season opener against Georgia Southern, recording 5 points in 11 minutes of action
- Set career high in rebounds against Chicago State, pulling down four boards in the contest

Season and Career Bests

Points	Season 5 (vs. Georgia Southern 11/12/10) Career 5 (on three occasions)	FG's	Season 2 (on two occasions) Career 2 (on five occasions)
Rebounds	Season 4 (vs. Chicago State 11/17/10) Career 4 (vs. Chicago State 11/17/10)	3PT FG's	Season -- Career 1 (vs. Bucknell 12/22/09)
Assists	Season -- Career 1 (on two occasions)	FT's	Season 1 (vs. Georgia Southern 11/12/10) Career 1 (on five occasions)
Steals	Season -- Career 2 (vs. Louisville 2/17/10)	Minutes	Season 11 (vs. Georgia Southern 11/12/10) Career 11 (on two occasions)
Blocks	Season 1 (vs. Georgia Southern 11/12/10) Career 1 (on two occasions)		

Game-By-Game Stats

	Start	FG-A	3P-A	FT-A	Reb	PF	TP	A	TO	BK	S	Min
Georgia Southern	2-6	0-0	1-2	2	4	5	0	0	1	0	11	
Liberty	0-1	0-0	0-0	1	0	0	0	0	0	0	1	
Chicago State	2-4	0-0	0-2	4	3	4	0	1	0	0	10	
Maine	0-0	0-0	0-0	0	0	0	0	1	0	0	4	
Georgia												
California/Temple												
BC/TAMU/Wisc./Manhattan												
Indiana State												
Kentucky												
Gonzaga												
Stony Brook												
UMBC												
Georgetown												
Syracuse												
Connecticut												
St. John's												
Marquette												
St. John's												
Cincinnati												
Marquette												
Pittsburgh												
DePaul												
Rutgers												
Louisville												
USF												
West Virginia												
Providence												
Seton Hall												
Villanova												
Connecticut												

Career Stats vs. BIG EAST

Opponent	GP-GS	Min.	FG-A	3PT-A	FT-A	Reb.	A	PF	B	S	Pts.
Cincinnati	0-0	0	0-0	0-0	0-0	0/0.0	0	0	0	0	0/0.0
Connecticut	1-0	1	0-0	0-0	0-0	0/0.0	0	0	0	0	0/0.0
DePaul	0-0	0	0-0	0-0	0-0	0/0.0	0	0	0	0	0/0.0
Georgetown	0-0	0	0-0	0-0	0-0	0/0.0	0	0	0	0	0/0.0
Louisville	1-0	10	1-2	0-0	0-0	1/1.0	0	5	0	2	2/2.0
Marquette	0-0	0	0-0	0-0	0-0	0/0.0	0	0	0	0	0/0.0
Pittsburgh	1-0	3	0-1	0-0	0-0	0/0.0	0	0	0	0	0/0.0
Providence	0-0	0	0-0	0-0	0-0	0/0.0	0	0	0	0	0/0.0
Rutgers	0-0	0	0-0	0-0	0-0	0/0.0	0	0	0	0	0/0.0
St. John's	0-0	0	0-0	0-0	0-0	0/0.0	0	0	0	0	0/0.0
Seton Hall	0-0	0	0-0	0-0	0-0	0/0.0	0	0	0	0	0/0.0
USF	0-0	0	0-0	0-0	0-0	0/0.0	0	0	0	0	0/0.0
Syracuse	0-0	0	0-0	0-0	0-0	0/0.0	0	0	0	0	0/0.0
Villanova	0-0	0	0-0	0-0	0-0	0/0.0	0	0	0	0	0/0.0
West Virginia	0-0	0	0-0	0-0	0-0	0/0.0	0	0	0	0	0/0.0


Career Statistics

Season	GP-GS	Min	Avg	FG-A	Pct	3FG-A	Pct	FT-A	Pct	O-D-TOT	Avg	PF-FO	Ast	TO	Blk	Stl	Pts	Avg
2009-10	13-0	71	5.5	10-22	.455	1-4	.250	3-7	.429	8-6-14	1.1	13-1	2	4	1	4	24	1.8
2010-11	4-0	26	6.5	4-11	.364	0-0	.000	1-4	.250	5-2-7	1.8	7-0	0	2	1	0	9	2.3
TOTAL	17-0	97	5.7	14-33	.424	1-4	.250	4-11	.364	13-8-21	1.2	20-1	2	6	2	4	33	1.9

Career BIG EAST Statistics

Season	GP-GS	Min	Avg	FG-A	Pct	3FG-A	Pct	FT-A	Pct	O-D-TOT	Avg	PF-FO	Ast	TO	Blk	Stl	Pts	Avg
2009-10	3-0	14	4.7	1-3	.333	0-0	.000	0-0	.000	1-0-1	0.3	5-1	0	1	0	2	2	0.7
2010-11										Has Not Played								
TOTAL	3-0	14	4.7	1-3	.333	0-0	.000	0-0	.000	1-0-1	0.3	5-1	0	1	0	2	2	0.7





34 Carleton Scott | Senior • 6-8 • 218 San Antonio, Texas • James Madison

Career Games With:

Double Figure Points.....	6
20-Plus Points.....	N/A
30-Plus Points.....	N/A
10-Plus Rebounds.....	5
10-Plus Assists.....	N/A
Double-Double.....	4

QUICK HITS:

- Has started in 13 consecutive contests for the Irish
- Has reached double figures in points two times this season
- Recorded first double-double of the season against Chicago State, posting 17 points (matches career high) along with a team-leading 11 rebounds
- Also matched career high in three-point field goals with three against the Cougars
- Tied career high in three pointers the following game against Maine, netting three more

Season and Career Bests

Points	Season 17 (vs. Chicago State 11/17/10) Career 17 (on two occasions)	FG's	Season 6 (vs. Chicago State 11/17/10) Career 7 (vs. Georgetown 2/27/10)
Rebounds	Season 11 (vs. Chicago State 11/12/10) Career 14 (vs. Connecticut 3/3/10)	3PT FG's	Season 3 (on two occasions) Career 3 (on three occasions)
Assists	Season 4 (vs. Georgia Southern 11/12/10) Career 4 (vs. Georgia Southern 11/12/10)	FT's	Season 2 (on two occasions) Career 4 (vs. Louisville 2/17/10)
Steals	Season 1 (on two occasions) Career 2 (vs. Liberty 11/22/09)	Minutes	Season 25 (vs. Liberty 11/14/10) Career 42 (at Marquette 3/6/10)
Blocks	Season 3 (vs. Chicago State 11/17/10) Career 4 (vs. Bucknell 12/22/09)		

Game-By-Game Stats

	Start	FG-A	3P-A	FT-A	Reb	PF	TP	A	TO	BK	S	Min
Georgia Southern	*	2-3	0-1	2-2	7	4	6	4	0	0	1	20
Liberty	*	2-6	0-3	0-2	6	3	4	2	3	2	0	25
Chicago State	*	6-8	3-4	2-2	11	4	17	3	2	3	1	23
Maine	*	4-7	3-4	0-0	2	1	11	0	0	2	1	24

Georgia
California/Temple
BC/TAMU/Wisc./Manhattan
Indiana State
Kentucky
Gonzaga
Stony Brook
UMBC
Georgetown
Syracuse
Connecticut
St. John's
Marquette
St. John's
Cincinnati
Marquette
Pittsburgh
DePaul
Rutgers
Louisville
USF
West Virginia
Providence
Seton Hall
Villanova
Connecticut

Opponent	GP-GS	Min.	FG-A	3PT-A	FT-A	Reb.	A	PF	B	S	Pts.
Cincinnati	3-0	35	5-10	1-4	0-1	7/2.3	0	6	2	1	11/3.7
Connecticut	4-1	55	4-12	2-6	2-4	16/4.0	4	3	4	1	12/3.0
DePaul	1-0	8	0-2	0-1	0-0	1/1.0	0	0	0	0	0/0.0
Georgetown	1-1	35	7-8	3-4	0-0	9/9.0	3	3	3	2	17/17.0
Louisville	3-1	37	2-5	1-2	4-4	7/2.3	1	5	4	1	9/3.0
Marquette	1-1	42	5-10	1-3	3-4	13/13.0	1	2	0	0	14/14.0
Pittsburgh	2-1	53	5-7	2-3	0-0	5/2.5	2	8	1	1	12/6.0
Providence	2-0	3	0-0	0-0	0-0	1/0.5	0	2	0	0	0/0.0
Rutgers	1-0	0	0-0	0-0	0-0	0/0	0	0	0	0	0/0.0
St. John's	2-0	28	3-6	1-2	0-0	6/3.0	3	4	1	0	7/3.5
Seton Hall	2-1	31	6-11	1-4	0-0	11/5.5	1	5	1	1	13/6.5
USF	2-0	17	1-1	1-1	0-0	6/3.0	1	2	2	0	3/1.5
Syracuse	2-0	20	1-5	0-2	0-0	9/4.5	2	3	0	0	2/1.0
Villanova	2-0	13	0-1	0-1	0-0	2/1.0	1	3	3	1	0/0.0
West Virginia	2-1	35	3-7	2-5	0-0	5/2.5	2	2	1	0	8/4.0

Career Statistics

Season	GP-GS	Min	Avg	FG-A	Pct	3FG-A	Pct	FT-A	Pct	O-D-TOT	Avg	PF-FO	Ast	TO	Blk	Stl	Pts	Avg
2007-08										Did Not Play								
2008-09	20-0	90	4.5	20-31	.645	3-7	.429	7-9	.778	6-17-23	1.2	10-0	7	2	3	5	50	2.5
2009-10	34-9	641	18.9	68-138	.493	19-54	.352	16-21	.762	45-112-157	4.6	63-3	37	29	37	16	171	5.0
2010-11	4-4	92	23.0	14-24	.583	6-12	.500	4-6	.667	5-21-26	6.5	12-0	9	5	7	3	38	9.5
TOTAL	58-13	823	14.2	102-193	.528	28-73	.384	27-36	.750	56-150-206	3.6	85-3	53	36	47	24	259	4.5

Career BIG EAST Statistics

Season	GP-GS	Min	Avg	FG-A	Pct	3FG-A	Pct	FT-A	Pct	O-D-TOT	Avg	PF-FO	Ast	TO	Blk	Stl	Pts	Avg
2007-08										Did Not Play								
2008-09	11-0	16	1.5	4-6	.667	1-2	.500	0-0	.000	0-5-5	0.5	3-0	0	0	1	0	9	0.8
2009-10	17-5	317	18.6	29-65	.446	13-30	.433	9-13	.692	20-60-80	4.7	32-1	18	11	19	7	80	4.7
2010-11										Has Not Played								
TOTAL	28-5	333	11.9	33-71	.465	14-32	.438	9-13	.692	20-65-85	3.0	35-1	18	11	20	7	89	3.2





45 Jack Cooley | Sophomore • 6-9 • 244 Glenview, Ill. • Glenbrook South

Career Games With:

Double Figure Points.....	2
20-Plus Points.....	N/A
30-Plus Points.....	N/A
10-Plus Rebounds.....	N/A
10-Plus Assists.....	N/A
Double-Double.....	N/A

QUICK HITS:

- Recorded double figure points for the first time in Irish career against Georgia Southern, netting 11 points
- Set career high in points (13) and field goals (6) against Maine, along with matching his career high in blocks with two

Season and Career Bests

Points		FG's	
Season	13 (vs. Maine 11/22/10)	Season	6 (vs. Maine 11/22/10)
Career	13 (vs. Maine 11/22/10)	Career	6 (vs. Maine 11/22/10)
Rebounds		3PT FG's	
Season	6 (vs. Georgia Southern 11/12/10)	Season	--
Career	8 (vs. Bucknell 12/22/09)	Career	--
Assists		FT's	
Season	1 (vs. Georgia Southern 11/12/10)	Season	3 (vs. Georgia Southern 11/12/10)
Career	1 (on two occasions)	Career	3 (vs. Georgia Southern 11/12/10)
Steals		Minutes	
Season	--	Season	16 (vs. Georgia Southern 11/12/10)
Career	2 (vs. Louisville 2/17/10)	Career	19 (vs. Louisville 2/17/10)
Blocks			
Season	2 (vs. Maine 11/22/10)		
Career	2 (vs. Bucknell 12/22/09)		

Game-By-Game Stats

	Start	FG-A	3P-A	FT-A	Reb	PF	TP	A	TO	BK	S	Min
Georgia Southern		4-5	0-0	3-3	6	2	11	1	0	1	0	16
Liberty		0-0	0-0	0-0	4	2	0	0	2	0	0	12
Chicago State		3-4	0-0	0-2	5	1	6	0	0	1	0	13
Maine		6-7	0-0	1-1	5	2	13	0	2	2	0	14
Georgia												
California/Temple												
BC/TAMUWisc./Manhattan												
Indiana State												
Kentucky												
Gonzaga												
Stony Brook												
UMBC												
Georgetown												
Syracuse												
Connecticut												
St. John's												
Marquette												
St. John's												
Cincinnati												
Marquette												
Pittsburgh												
DePaul												
Rutgers												
Louisville												
USF												
West Virginia												
Providence												
Seton Hall												
Villanova												
Connecticut												

Career Stats vs. BIG EAST

Opponent	GP-GS	Min.	FG-A	3PT-A	FT-A	Reb.	A	PF	B	S	Pts.
Cincinnati	1-0	1	0-0	0-0	0-0	0/0.0	0	0	0	0	0/0.0
Connecticut	2-0	9	1-2	0-0	1-2	3/1.5	0	2	0	0	3/1.5
DePaul	0-0	0	0-0	0-0	0-0	0/0.0	0	0	0	0	0/0.0
Georgetown	1-0	12	2-2	0-0	0-0	3/3.0	0	0	0	0	4/4.0
Louisville	1-0	19	1-1	0-0	0-1	5/5.0	0	5	1	2	2/2.0
Marquette	0-0	0	0-0	0-0	0-0	0/0.0	0	0	0	0	0/0.0
Pittsburgh	1-0	13	0-1	0-0	0-1	4/4.0	0	3	1	0	0/0.0
Providence	0-0	0	0-0	0-0	0-0	0/0.0	0	0	0	0	0/0.0
Rutgers	0-0	0	0-0	0-0	0-0	0/0.0	0	0	0	0	0/0.0
St. John's	1-0	1	0-0	0-0	0-0	0/0.0	0	0	0	0	0/0.0
Seton Hall	0-0	2	0-0	0-0	0-0	0/0.0	0	0	0	0	0/0.0
USF	1-0	0	0-0	0-0	0-0	0/0.0	0	1	0	0	0/0.0
Syracuse	0-0	0	0-0	0-0	0-0	0/0.0	0	0	0	0	0/0.0
Villanova	1-0	3	0-0	0-0	0-0	0/0.0	0	0	0	0	0/0.0
West Virginia	0-0	0	0-0	0-0	0-0	0/0.0	0	0	0	0	0/0.0

Career Statistics

Season	GP-GS	Min	Avg	FG-A	Pct	3FG-A	Pct	FT-A	Pct	O-D-TOT	Avg	PF-FO	Ast	TO	Blk	Stl	Pts	Avg
2009-10	21-0	111	5.3	8-20	.400	0-0	.000	4-12	.333	22-15-37	1.8	19-1	1	4	5	3	20	1.0
2010-11	4-0	55	13.8	13-16	.813	0-0	.000	4-6	.667	10-10-20	5.0	7-0	1	4	4	1	30	7.5
TOTAL	25-0	166	6.6	21-36	.583	0-0	.000	8-18	.444	32-25-57	2.3	26-1	2	8	9	4	50	2.0

Career BIG EAST Statistics

Season	GP-GS	Min	Avg	FG-A	Pct	3FG-A	Pct	FT-A	Pct	O-D-TOT	Avg	PF-FO	Ast	TO	Blk	Stl	Pts	Avg
2009-10	9-0	59	6.6	4-6	.667	0-0	.000	1-4	.250	7-8-15	1.7	14-1	0	1	2	2	9	1.0
2010-11										Has Not Played								
TOTAL	9-0	59	6.6	4-6	.667	0-0	.000	1-4	.250	7-8-15	1.7	14-1	0	1	2	2	9	1.0



GAME #1	NOTRE DAME		98									
GEORGIA SOUTHERN		61										
November 12, 2010 • Notre Dame, Ind.												
Purcell Pavilion at the Joyce Center												
Georgia Southern	FG-A	3FG-A	FTA	REB	PF	TP	A	TO	BK	ST	MIN	
Marvin Baynham	1-2	0-0	0-0	1-3-4	5	2	0	1	0	0	18	
Cameron Baskerville	0-2	0-1	0-0	0-0-0	3	0	1	2	1	1	13	
Ben Drayton III	3-10	2-6	2-2	0-3-0	0	10	4	5	0	1	35	
Eric Ferguson	6-11	0-1	14-16	2-3-5	4	26	1	5	0	1	37	
Jelani Hewitt	1-6	1-4	0-1	1-1-2	4	3	2	2	0	1	23	
Rory Spencer	5-10	0-0	8-13	2-5-7	3	18	2	1	2	1	34	
Tre Bussey	0-6	0-2	0-0	2-3-5	2	0	1	1	0	0	28	
Zuri James	0-1	0-1	2-2	0-0-0	0	2	0	0	0	0	3	
Sam Mike	0-0	0-0	0-0	0-0-0	3	0	0	0	0	0	9	
Team	0-1-1											
Totals	16-48	3-15	26-34	8-19-27	24	61	11	17	3	4	200	
Total FG%	1st Half: 5-23, 21.7%			2nd Half: 11-25, 44.0%			Game: 33.3%					
3-PT FG%	1st Half: 1-10, 10.0%			2nd Half: 2-5, 40.0%			Game: 20.0%					
FT %	1st Half: 12-15, 80.0%			2nd Half: 14-19, 73.7%			Game: 76.5%					
Deadball Rebounds: 3												
Notre Dame	FG-A	3FG-A	FTA	REB	PF	TP	A	TO	BK	ST	MIN	
Tyrone Nash	2-3	0-0	3-4	0-2-2	2	7	1	1	0	1	22	
Tim Abramaitis	2-13	1-7	5-6	1-4-5	1	10	3	1	0	1	22	
Carleton Scott	2-3	0-1	2-2	1-6-7	4	6	4	0	0	1	20	
Scott Martin	2-7	0-3	3-3	1-4-5	4	7	2	2	0	0	22	
Ben Hansbrough	7-10	4-7	2-2	0-3-3	3	20	4	2	0	2	24	
Eric Atkins	4-4	1-1	0-0	0-3-3	1	9	3	2	0	0	22	
Tom Kopko	0-2	0-1	0-0	1-0-1	0	0	0	0	0	0	3	
Alex Dragicevich	2-5	1-2	4-4	1-2-3	1	9	0	0	0	0	10	
Tom Knight	3-3	0-0	1-1	3-1-4	1	7	1	1	0	0	9	
Joey Brooks	3-7	1-4	0-0	2-1-3	2	7	2	1	0	3	19	
Mike Broghammer	2-6	0-0	1-2	2-0-2	4	5	0	1	0	1	11	
Jack Cooley	4-5	0-0	3-3	4-2-6	2	11	1	0	1	1	16	
Team	1-1-2											
Totals	33-68	8-26	24-27	17-29-46	25	98	21	10	2	8	200	
Total FG%	1st Half: 20-33, 60.6%			2nd Half: 13-35, 37.1%			Game: 48.5%					
3-PT FG%	1st Half: 5-13, 38.5%			2nd Half: 3-13, 23.1%			Game: 30.8%					
FT %	1st Half: 17-19, 89.5%			2nd Half: 7-8, 87.5%			Game: 88.9%					
Deadball Rebounds: 2												
SCORE BY PERIODS	1		2		F							
Georgia Southern	23	38	61									
Notre Dame	62	36	98									
OFFICIALS: William McCarthy, Mike Roberts, Chris Beaver												
TECHNICALS: Georgia Southern - None. Notre Dame - None.												
ATTENDANCE: 8,165												
Notes: Notre Dame improved to 88-18 all-time in season openers and 37-6 in openers at Purcell Pavilion ... The Irish are 11-0 all-time in season opener under Mike Brey ... Notre Dame improved to 20-1 all-time against team from the Southern Conference ... Notre Dame's 98 points were the highest point-total in a season-opening game since a 99-53 victory over New Hampshire to open the 2001-02 campaign ... The 37-point win was the largest point in a season opener since a 43-point win (92-49) against IPFW to start the 2006-07 season ... The 62 first-half points matched the most in a first half under Mike Brey ... Notre Dame held Georgia Southern to just five field goals in the first half which matched the fewest by an Irish team under Brey ... Ben Hansbrough scored his 1,000 career point and topped the 20-plus point mark for the eighth time in his career ... Jack Cooley's 11 points were a career high and the first time that he had scored in double figures.												

GAME #3	NOTRE DAME		102									
CHICAGO STATE		62										
November 17, 2010 • Notre Dame, Ind.												
Purcell Pavilion at the Joyce Center												
Chicago State	FG-A	3FG-A	FTA	REB	PF	TP	A	TO	BK	ST	MIN	
Carl Montgomery	6-16	1-2	1-2	3-4-7	2	14	0	2	0	1	29	
Hajji Martin	4-6	0-0	6-10	3-5-8	3	14	0	1	0	1	22	
Christian Wall	4-12	2-5	4-4	0-4-4	4	14	5	2	1	2	35	
Victor Scott	3-7	2-6	1-2	0-0-0	3	9	4	0	0	0	31	
Antonio Lofton	0-3	0-2	1-2	0-1-1	3	1	4	3	0	0	18	
Steve Martin Jr.	0-0	0-0	0-0	0-0-0	0	0	1	1	0	0	9	
Ardarius Simmons	1-4	0-1	0-0	0-1-1	2	2	2	2	0	0	18	
Jonathan Montgomery	3-9	2-4	0-0	0-1-1	4	8	1	0	0	1	24	
Quincy Ukaigwe	0-3	0-0	0-0	0-3-3	3	0	0	0	0	0	11	
Pawal Kielbasa	0-1	0-0	0-0	0-1-1	1	0	0	0	0	0	3	
Team	1-1-2											
Totals	21-61	7-20	13-20	7-21-28	25	62	17	11	1	5	200	
Total FG%	1st Half: 10-31, 32.3%			2nd Half: 11-30, 36.7%			Game: 34.4%					
3-PT FG%	1st Half: 6-14, 42.9%			2nd Half: 1-6, 16.7%			Game: 35.0%					
FT %	1st Half: 5-8, 62.5%			2nd Half: 8-12, 66.7%			Game: 65.0%					
Deadball Rebounds: 1												
Notre Dame	FG-A	3FG-A	FTA	REB	PF	TP	A	TO	BK	ST	MIN	
Tyrone Nash	4-6	0-0	3-4	6-4-10	2	11	7	1	0	0	26	
Tim Abramaitis	6-15	1-8	8-9	3-7-10	0	21	7	0	1	1	30	
Carleton Scott	6-8	3-4	2-2	2-9-11	4	17	3	2	3	1	23	
Eric Atkins	4-7	2-4	2-2	1-2-3	3	12	5	1	0	0	32	
Ben Hansbrough	7-13	6-10	2-5	1-4-5	2	22	6	2	0	0	30	
Tom Kopko	0-2	0-1	0-0	1-0-1	0	0	0	0	0	0	7	
Alex Dragicevich	1-2	0-0	2-2	0-1-1	0	4	0	0	0	0	7	
Tom Knight	0-2	0-0	0-0	0-2-2	0	0	0	0	1	0	7	
Joey Brooks	1-6	0-4	3-6	1-3-4	0	5	1	2	0	1	17	
Mike Broghammer	2-4	0-0	0-2	2-2-4	3	4	0	1	0	0	10	
Jack Cooley	3-4	0-0	0-2	3-2-5	1	6	0	0	1	0	13	
Team	0-3-3											
Totals	34-69	12-31	22-34	20-39-59	15	102	29	9	6	3	200	
Total FG%	1st Half: 18-33, 54.5%			2nd Half: 16-36, 44.4%			Game: 49.3%					
3-PT FG%	1st Half: 4-15, 26.7%			2nd Half: 8-16, 50.0%			Game: 38.7%					
FT %	1st Half: 12-20, 60.0%			2nd Half: 10-14, 71.4%			Game: 64.7%					
Deadball Rebounds: 6												
SCORE BY PERIODS	1		2		F							
Chicago State	31	31	62									
Notre Dame	52	50	102									
OFFICIALS: Paul Janssen, Gene Steratore, Lamar Simpson												
TECHNICALS: Chicago State - None. Notre Dame - None.												
ATTENDANCE: 6,252												
Notes: Eric Atkins started in place of Scott Martin who missed the game due to back spasms ... It marked the first time an Irish freshman had started a game since the 2006-07 season ... Ben Hansbrough topped the 20-point mark for the second time this season and ninth time in his career ... He also has reached double figures in 52 career outings (26 times at Notre Dame) ... His six three-pointers were a career high ... Tim Abramaitis and Tyrone Nash each notched their second career double ... Carleton Scott posted his fourth career double ... Notre Dame had three players with double doubles for the first time since Jan. 23, 2010 vs. DePaul ... Abramaitis registered his ninth career 20-plus point outing ... Notre Dame recorded its first 40-plus point victory since a 108-62 victory over Northern Illinois on Dec. 8, 2007 ... Notre Dame reached the 100-plus point mark for the 13th time during the Mike Brey era ... The Irish improved to 33-0 all-time in home games at Purcell Pavilion at the Joyce Center during the month of November under Brey.												

GAME #2	NOTRE DAME		72									
LIBERTY		51										
November 14, 2010 • Notre Dame, Ind.												
Purcell Pavilion at the Joyce Center												
Liberty	FG-A	3FG-A	FTA	REB	PF	TP	A	TO	BK	ST	MIN	
Sommy Ogukwe	1-2	0-0	0-2	0-3-3	4	2	0	0	0	0	12	
Evay Gordon	3-16	1-9	2-3	1-2-3	4	9	4	3	0	0	32	
David Minaya	5-10	0-1	2-2	2-2-4	0	12	0	1	0	0	23	
John Brown	5-11	0-0	0-0	5-7-12	4	10	2	3	0	3	33	
Jesse Sanders	2-5	0-2	0-0	1-4-5	2	4	5	3	0	0	29	
Chene Phillips	2-3	1-1	0-0	1-0-1	1	5	1	1	0	0	12	
James Spencer	0-0	0-0	0-0	0-0-0	0	0	1	0	0	0	2	
Jeremy Anderson	0-0	0-0	0-0	0-0-0	1	0	0	1	0	0	8	
Joel Vander Pol	0-1	0-0	0-0	0-0-0	4	0	0	0	0	0	6	
Antwan Burrus	0-3	0-0	0-0	0-1-1	5	0	1	2	1	0	19	
John Caleb Sanders	3-5	3-4	0-0	1-0-1	1	9	0	1	0	0	10	
Carle McCasters	0-3	0-0	0-0	1-2-3	0	0	0	0	1	0	14	
Team	2-1-3											
Totals	21-59	5-17	4-7	14-22-36	26	51	14	15	2	3	200	
Total FG%	1st Half: 10-26, 38.5%			2nd Half: 11-33, 33.3%			Game: 35.6%					
3-PT FG%	1st Half: 2-8, 25.0%			2nd Half: 3-9, 33.3%			Game: 29.4%					
FT %	1st Half: 0-0, 00.0%			2nd Half: 4-7, 57.1%			Game: 57.1%					
Deadball Rebounds: 1												
Notre Dame	FG-A	3FG-A	FTA	REB	PF	TP	A	TO	BK	ST	MIN	
Tyrone Nash	2-4	0-0	12-15	4-5-9	0	16	1	1	0	0	28	
Tim Abramaitis	4-12	2-9	3-4	1-6-7	2	13	0	2	1	2	34	
Carleton Scott	2-6	0-3	0-2	2-4-6	3	4	2	3	2	0	25	
Scott Martin	2-9	1-5	1-4	2-1-3	0	6	3	2	1	1	29	
Ben Hansbrough	7-13	5-8	0-0	0-2-2	3	19	4	1	0	1	34	
Eric Atkins	4-7	2-3	0-0	0-1-1	0	10	4	1	0	0	22	
Tom Kopko	0-0	0-0	0-0	0-0-0	0	0	0	0	0	0	1	
Alex Dragicevich	0-0	0-0	0-0	0-0-0	0	0	0	0	0	0	1	
Tom Knight	0-1	0-0	0-0	1-0-1	0	0	1	0	0	0	1	
Joey Brooks	2-2	0-0	0-0	1-2-3	1	4	1	0	0	0	12	
Mike Broghammer	0-1	0-0	0-0	1-0-1	0	0	0	0	0	0	1	
Jack Cooley	0-0	0-0	0-0	2-2-4	0	0	0	2	0	0	12	
Team	1-1-2											
Totals	23-55	10-28	16-25	16-26-42	11	72	16	12	4	4	200	
Total FG%	1st Half: 12-27, 44.4%			2nd Half: 11-28, 39.3%			Game: 41.8%					
3-PT FG%	1st Half: 7-15, 46.7%			2nd Half: 3-13, 23.1%			Game: 35.7%					
FT %	1st Half: 10-15, 66.7%											

Old Spice Classic

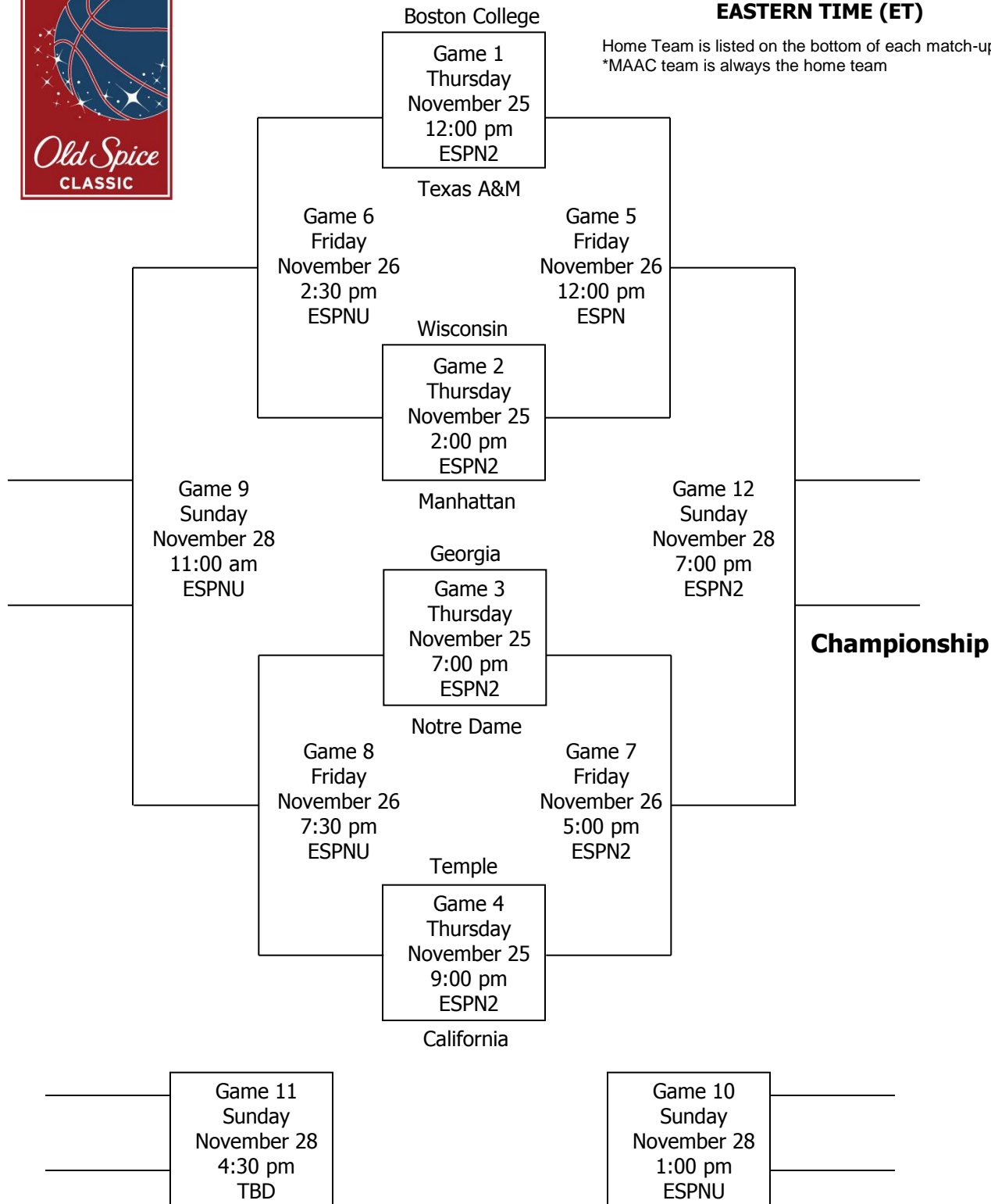
Hosted by ESPN and the MAAC

November 25, 26 & 28, 2010 • Disney's Wide World of Sports Complex
Orlando, FL



*** All times listed in
EASTERN TIME (ET)**

Home Team is listed on the bottom of each match-up
*MAAC team is always the home team



Notre Dame Fighting Irish
 2010-11 Record: 4-0

Tim Abromaitis: ab-row-MY-tis
 Mike Broghammer: BROKE-ham-mer
 Jack Cooley: COOL-ee

Alex Dragicevich: Drag-ee-vich
 Jerian Grant: JARE-in
 Ben Hansbrough: HANDS-bro

Tom Kopko: cop-COE

		PPG	RPG	APG	FG%	3FG%	FT%	
0	Eric Atkins G • 6-2 • 173 • Fr. Columbia, Md. • Mount Saint Joseph	'10-11 Career Bests:	8.5 2.5 Season:	4.25 4.25 Pts:	52.0 52.0 Career	54.5 54.5 Pts:	1.000 1.000 Rebs:	<ul style="list-style-type: none"> • Played more than 20 minutes in every game • First freshman with back-to-back double figure game since Luke Harangody (06-07) • Started first career game versus Chicago State
1	Tyrone Nash F • 6-8 • 232 • Sr. Queens, N.Y. • Lawrence Woodmere Academy & Northfield Mt. Hermon	'10-11 Career Bests:	11.8 4.9 Season:	8.0 4.0 Pts:	3.5 1.15 Career:	52.9 52.9 Pts:	.000 .000 Rebs:	<ul style="list-style-type: none"> • Tied career high points (16) and free throws made (12) against Liberty • Started 40 games for Irish, 39 consecutive • Leads team with 29 FT's made and 35 attempts
5	Tom Kopko G • 6-2 • 187 • Sr. Chicago, Ill. • St. Laurence	'10-11 Career Bests:	0.8 1.0 Season:	0.5 0.2 Pts:	0.0 0.13 Career:	20.0 40.9 Pts:	33.3 33.3 Rebs:	<ul style="list-style-type: none"> • Played in each of first four games • Three pointer against Maine marked first points of season
12	Alex Dragicevich G • 6-8 • 215 • Fr. Northbrook, Ill. • Glenbrook North	'10-11 Career Bests:	3.3 3.3 Season:	1.3 1.3 Pts:	0.0 0.0 Career:	42.9 42.9 Pts:	50.0 50.0 Rebs:	<ul style="list-style-type: none"> • Scored season-high 9 points against Georgia Southern • Played in each of first four games of season
14	Scott Martin G • 6-8 • 219 • Sr. Valparaiso, Ind. • Valparaiso	'10-11 Career Bests:	9.3 8.6 Season:	4.3 3.8 Pts:	2.67 1.49 Career:	41.7 37.8 Pts:	27.3 30.9 Rebs:	<ul style="list-style-type: none"> • Made first appearance in Irish uniform against Georgia Southern, returning from ACL injury • Earned first double figure scoring with the Irish against Maine, recording 15 points • Missed Chicago State game with back spasms
21	Tim Abromaitis F • 6-8 • 235 • GS Unionville, Conn. • Farmington	'10-11 Career Bests:	17.5 12.8 Season:	6.3 4.0 Pts:	3.25 1.33 Career:	40.8 47.5 Pts:	27.6 39.8 Rebs:	<ul style="list-style-type: none"> • Posted two 20+ point games on teh season • Scored season best 26 points against Maine • Started 30 of last 31 games for the Irish • Led team in scoring once this season • Reached double figures every game this season
22	Jerian Grant G • 6-5 • 185 • Fr. Bowie, Md. • DeMatha	'10-11 Career Bests:	0.0 0.0 Season:	0.0 0.0 Pts:	0.0 0.0 Career:	.000 .000 Pts:	.000 .000 Rebs:	<ul style="list-style-type: none"> • Has not played this season due to injury
23	Ben Hansbrough G • 6-3 • 203 • Sr. Poplar Bluff, Mo. • Poplar Bluff	'10-11 Career Bests:	18.0 10.2 Season:	3.0 3.5 Pts:	5.75 3.51 Career:	53.5 44.0 Pts:	59.3 40.3 Rebs:	<ul style="list-style-type: none"> • Started all 39 contests as member of Irish • Led team in scoring three times on season • Set career high with 6 three pointers against Chicago State • Scored 20+ points twice on the season
25	Tom Knight F • 6-10 • 253 • So. Dixfield, Maine • Dirigo	'10-11 Career Bests:	2.3 2.3 Season:	1.8 1.8 Pts:	0.5 0.5 Career:	50.0 50.0 Pts:	.000 .000 Rebs:	<ul style="list-style-type: none"> • Earned first game time with Irish against Georgia Southern • Played in each of first four games of season • Set highs in points (7) and rebounds (4) in a personal best 9 minutes of play against Georgia Southern
32	Joey Brooks G • 6-6 • 215 • So. Houston, Texas • Strake Jesuit College Prep	'10-11 Career Bests:	4.0 2.3 Season:	2.5 0.7 Pts:	1.25 0.35 Career:	40.0 45.7 Pts:	12.5 33.3 Rebs:	<ul style="list-style-type: none"> • Played in each of first four games • Played career high 19 minutes against Georgia Southern
33	Mike Broghammer F • 6-9 • 248 • So. Orono, Minn. • Hopkins	'10-11 Career Bests:	2.3 1.9 Season:	1.8 1.2 Pts:	0.0 0.0 Career:	36.4 42.4 Pts:	.000 25.0 Rebs:	<ul style="list-style-type: none"> • Played in all four games of the season • Matched career high in points with 5 against Georgia Southern • Tied career best with 4 rebounds against Chicago State
34	Carleton Scott F • 6-8 • 218 • Sr. San Antonio, Texas • James Madison	'10-11 Career Bests:	9.5 4.5 Season:	6.5 3.6 Pts:	2.25 0.91 Career:	58.3 52.8 Pts:	50.0 38.4 Rebs:	<ul style="list-style-type: none"> • Started in 13 straight games for the Irish • Posted double-double (17 pts, 11 rebs.) versus Chicago State • Career best 4 assists versus Georgia Southern • Reached double figures twice this season
45	Jack Cooley F • 6-9 • 244 • So. Glenview, Ill. • Glenbrook South	'10-11 Career Bests:	7.5 2.0 Season:	5.0 2.3 Pts:	0.25 0.08 Career:	81.3 58.3 Pts:	.000 .000 Rebs:	<ul style="list-style-type: none"> • Played in each of first four contests • Reached double figure scoring in two games • Set career high with 13 points against Maine • Leading team with an 81.3 FG% (13-16) on the early season

2010-11 Notre Dame Men's Basketball
 Notre Dame Combined Team Statistics (as of Nov 22, 2010)
 All games

RECORD:	OVERALL	HOME	AWAY	NEUTRAL
ALL GAMES	4-0	4-0	0-0	0-0
CONFERENCE	0-0	0-0	0-0	0-0
NON-CONFERENCE	4-0	4-0	0-0	0-0

##	Player	gp-gs	min	avg	Total		3-Point		F-Throw		Rebounds				pf	dq	a	to	blk	stl	pts	avg
					fg-fga	fg%	3fg-fga	3fg%	ft-fta	ft%	off	def	tot	avg								
23	HANSBROUGH, Ben	4-4	118	29.5	23-43	.535	16-27	.593	10-13	.769	3	9	12	3.0	10	0	23	8	0	3	72	18.0
21	ABROMAITIS, Tim	4-4	113	28.3	20-49	.408	8-29	.276	22-25	.880	5	20	25	6.3	5	0	13	3	2	4	70	17.5
01	NASH, Tyrone	4-4	105	26.3	9-17	.529	0-0	.000	29-35	.829	14	18	32	8.0	6	0	14	4	0	1	47	11.8
34	SCOTT, Carleton	4-4	92	23.0	14-24	.583	6-12	.500	4-6	.667	5	21	26	6.5	12	0	9	5	7	3	38	9.5
14	MARTIN, Scott	3-3	79	26.3	10-24	.417	3-11	.273	5-9	.556	3	10	13	4.3	6	0	8	6	1	1	28	9.3
00	ATKINS, Eric	4-1	98	24.5	13-25	.520	6-11	.545	2-2	1.000	1	9	10	2.5	6	0	17	4	1	0	34	8.5
45	COOLEY, Jack	4-0	55	13.8	13-16	.813	0-0	.000	4-6	.667	10	10	20	5.0	7	0	1	4	4	1	30	7.5
32	BROOKS, Joey	4-0	57	14.3	6-15	.400	1-8	.125	3-6	.500	4	6	10	2.5	5	0	5	4	0	4	16	4.0
12	DRAGICEVICH, Alex	4-0	22	5.5	3-7	.429	1-2	.500	6-6	1.000	1	4	5	1.3	1	0	0	0	0	0	13	3.3
25	KNIGHT, Tom	4-0	23	5.8	4-8	.500	0-0	.000	1-1	1.000	4	3	7	1.8	1	0	2	1	1	0	9	2.3
33	BROGHAMMER, Mike	4-0	26	6.5	4-11	.364	0-0	.000	1-4	.250	5	2	7	1.8	7	0	0	2	1	0	9	2.3
05	KOPKO, Tom	4-0	12	3.0	1-5	.200	1-3	.333	0-0	.000	2	0	2	0.5	0	0	0	0	0	0	3	0.8
Team											5	9	14									
Total.....		4	800		120-244	.492	42-103	.408	87-113	.770	62	121	183	45.8	66	0	92	41	17	17	369	92.2
Opponents.....		4	800		88-230	.383	22-68	.324	48-70	.686	35	77	112	28.0	94	-	58	49	9	15	246	61.5

TEAM STATISTICS	ND	OPP	Date	Opponent	Score	Att.
SCORING	369	246	11-12-10	GEORGIA SOUTHERN	w 98-61	8165
Points per game	92.2	61.5	11-14-10	LIBERTY	w 72-51	6478
Scoring margin	+30.8	-	11-17-10	CHICAGO STATE	w 102-62	6252
FIELD GOALS-ATT	120-244	88-230	11-22-10	MAINE	w 97-72	6303
Field goal pct	.492	.383	* - Conference game			
3 POINT FG-ATT	42-103	22-68				
3-point FG pct	.408	.324				
3-pt FG made per game	10.5	5.5				
FREE THROWS-ATT	87-113	48-70				
Free throw pct	.770	.686				
F-Throws made per game	21.8	12.0				
REBOUNDS	183	112				
Rebounds per game	45.8	28.0				
Rebounding margin	+17.8	-				
ASSISTS	92	58				
Assists per game	23.0	14.5				
TURNOVERS	41	49				
Turnovers per game	10.3	12.3				
Turnover margin	+2.0	-				
Assist/turnover ratio	2.2	1.2				
STEALS	17	15				
Steals per game	4.3	3.8				
BLOCKS	17	9				
Blocks per game	4.3	2.3				
ATTENDANCE	27198	0				
Home games-Avg/Game	4-6800	0-0				
Neutral site-Avg/Game	-	0-0				

Score by Periods	1st	2nd	Totals
Notre Dame	207	162	369
Opponents	110	136	246

2010-11 Notre Dame Men's Basketball
 Notre Dame Season Box Score (as of Nov 22, 2010)
 All games

RECORD:	OVERALL	HOME	AWAY	NEUTRAL
ALL GAMES	4-0	4-0	0-0	0-0
CONFERENCE	0-0	0-0	0-0	0-0
NON-CONFERENCE	4-0	4-0	0-0	0-0

##	Player	gp-gs	min	avg	Total		3-Point		F-Throw		Rebounds				pf	dq	a	to	blk	stl	pts	avg
					fg-fga	fg%	3fg-fga	3fg%	ft-fa	ft%	off	def	tot	avg								
23	HANSBROUGH, Ben	4-4	118	29.5	23-43	.535	16-27	.593	10-13	.769	3	9	12	3.0	10	0	23	8	0	3	72	18.0
21	ABROMAITIS, Tim	4-4	113	28.3	20-49	.408	8-29	.276	22-25	.880	5	20	25	6.3	5	0	13	3	2	4	70	17.5
01	NASH, Tyrone	4-4	105	26.3	9-17	.529	0-0	.000	29-35	.829	14	18	32	8.0	6	0	14	4	0	1	47	11.8
34	SCOTT, Carleton	4-4	92	23.0	14-24	.583	6-12	.500	4-6	.667	5	21	26	6.5	12	0	9	5	7	3	38	9.5
14	MARTIN, Scott	3-3	79	26.3	10-24	.417	3-11	.273	5-9	.556	3	10	13	4.3	6	0	8	6	1	1	28	9.3
00	ATKINS, Eric	4-1	98	24.5	13-25	.520	6-11	.545	2-2	1.000	1	9	10	2.5	6	0	17	4	1	0	34	8.5
45	COOLEY, Jack	4-0	55	13.8	13-16	.813	0-0	.000	4-6	.667	10	10	20	5.0	7	0	1	4	4	1	30	7.5
32	BROOKS, Joey	4-0	57	14.3	6-15	.400	1-8	.125	3-6	.500	4	6	10	2.5	5	0	5	4	0	4	16	4.0
12	DRAGICEVICH, Alex	4-0	22	5.5	3-7	.429	1-2	.500	6-6	1.000	1	4	5	1.3	1	0	0	0	0	0	13	3.3
25	KNIGHT, Tom	4-0	23	5.8	4-8	.500	0-0	.000	1-1	1.000	4	3	7	1.8	1	0	2	1	1	0	9	2.3
33	BROGHAMMER, Mike	4-0	26	6.5	4-11	.364	0-0	.000	1-4	.250	5	2	7	1.8	7	0	0	2	1	0	9	2.3
05	KOPKO, Tom	4-0	12	3.0	1-5	.200	1-3	.333	0-0	.000	2	0	2	0.5	0	0	0	0	0	0	3	0.8
Team											5	9	14									
Total.....		4	800		120-244	.492	42-103	.408	87-113	.770	62	121	183	45.8	66	0	92	41	17	17	369	92.2
Opponents.....		4	800		88-230	.383	22-68	.324	48-70	.686	35	77	112	28.0	94	-	58	49	9	15	246	61.5

Score by Periods	1st	2nd	Totals
Notre Dame	207	162	369
Opponents	110	136	246

2010-11 Notre Dame Men's Basketball
 Notre Dame Season Schedule/Results & Leaders (as of Nov 22, 2010)
 All games

RECORD:	OVERALL	HOME	AWAY	NEUTRAL
ALL GAMES	4-0	4-0	0-0	0-0
CONFERENCE	0-0	0-0	0-0	0-0
NON-CONFERENCE	4-0	4-0	0-0	0-0

Date	Opponent	Score	Att.	High Points	High Rebounds
11-12-10	GEORGIA SOUTHERN	w 98-61	8165	(20)HANSBROUGH, Ben	(7)SCOTT, Carleton
11-14-10	LIBERTY	w 72-51	6478	(19)HANSBROUGH, Ben	(9)NASH, Tyrone
11-17-10	CHICAGO STATE	w 102-62	6252	(22)HANSBROUGH, Ben	(11)SCOTT, Carleton
11-22-10	MAINE	w 97-72	6303	(26)ABROMAITIS, Tim	(11)NASH, Tyrone

* - Conference game

Attendance Summary	Games	Attend	Avg/Game
Home	4	27198	6800
Away	0	0	0
Neutral	0	0	0
Total	4	27198	6800

2010-11 Notre Dame Men's Basketball
 Notre Dame Extended Season Box Score (as of Nov 22, 2010)
 All games

RECORD:	OVERALL	HOME	AWAY	NEUTRAL
ALL GAMES	4-0	4-0	0-0	0-0
CONFERENCE	0-0	0-0	0-0	0-0
NON-CONFERENCE	4-0	4-0	0-0	0-0

##	Player	gp-gs	min	avg	Total		3-Point		F-Throw		Rebounds				pf	dq	a	a/g	to	to/g	a/to	blk	blk/g	stl	stl/g	pts	avg
					fg-fga	fg%	3fg-fga	3fg%	ft-fa	ft%	off	def	tot	avg													
23	HANSBROUGH, Ben	4-4	118	29.5	23-43	.535	16-27	.593	10-13	.769	3	9	12	3.0	10	0	23	5.75	8	2.00	2.88	0	0.00	3	0.75	72	18.0
21	ABROMAITIS, Tim	4-4	113	28.3	20-49	.408	8-29	.276	22-25	.880	5	20	25	6.3	5	0	13	3.25	3	0.75	4.33	2	0.50	4	1.00	70	17.5
01	NASH, Tyrone	4-4	105	26.3	9-17	.529	0-0	.000	29-35	.829	14	18	32	8.0	6	0	14	3.50	4	1.00	3.50	0	0.00	1	0.25	47	11.8
34	SCOTT, Carleton	4-4	92	23.0	14-24	.583	6-12	.500	4-6	.667	5	21	26	6.5	12	0	9	2.25	5	1.25	1.80	7	1.75	3	0.75	38	9.5
14	MARTIN, Scott	3-3	79	26.3	10-24	.417	3-11	.273	5-9	.556	3	10	13	4.3	6	0	8	2.67	6	2.00	1.33	1	0.33	1	0.33	28	9.3
00	ATKINS, Eric	4-1	98	24.5	13-25	.520	6-11	.545	2-2	1.000	1	9	10	2.5	6	0	17	4.25	4	1.00	4.25	1	0.25	0	0.00	34	8.5
45	COOLEY, Jack	4-0	55	13.8	13-16	.813	0-0	.000	4-6	.667	10	10	20	5.0	7	0	1	0.25	4	1.00	0.25	4	1.00	1	0.25	30	7.5
32	BROOKS, Joey	4-0	57	14.3	6-15	.400	1-8	.125	3-6	.500	4	6	10	2.5	5	0	5	1.25	4	1.00	1.25	0	0.00	4	1.00	16	4.0
12	DRAGICEVICH, Alex	4-0	22	5.5	3-7	.429	1-2	.500	6-6	1.000	1	4	5	1.3	1	0	0	0.00	0	0.00	0.00	0	0.00	0	0.00	13	3.3
25	KNIGHT, Tom	4-0	23	5.8	4-8	.500	0-0	.000	1-1	1.000	4	3	7	1.8	1	0	2	0.50	1	0.25	2.00	1	0.25	0	0.00	9	2.3
33	BROGHAMMER, Mike	4-0	26	6.5	4-11	.364	0-0	.000	1-4	.250	5	2	7	1.8	7	0	0	0.00	2	0.50	0.00	1	0.25	0	0.00	9	2.3
05	KOPKO, Tom	4-0	12	3.0	1-5	.200	1-3	.333	0-0	.000	2	0	2	0.5	0	0	0	0.00	0	0.00	0.00	0	0.00	0	0.00	3	0.8
Total.....		4	800		120-244	.492	42-103	.408	87-113	.770	62	121	183	45.8	66	0	92	23.00	41	10.25	2.24	17	4.25	17	4.25	369	92.2
Opponents.....		4	800		88-230	.383	22-68	.324	48-70	.686	35	77	112	28.0	94	-	58	14.50	49	12.25	1.18	9	2.25	15	3.75	246	61.5

Score by Periods	1st	2nd	Totals
Notre Dame	207	162	369
Opponents	110	136	246

2010-11 Notre Dame Men's Basketball
 Notre Dame Overall Team Statistics (as of Nov 22, 2010)
 All games

TEAM STATISTICS	ND	OPP
SCORING	369	246
Points per game	92.2	61.5
Scoring margin	+30.8	-
FIELD GOALS-ATT	120-244	88-230
Field goal pct	.492	.383
3 POINT FG-ATT	42-103	22-68
3-point FG pct	.408	.324
3-pt FG made per game	10.5	5.5
FREE THROWS-ATT	87-113	48-70
Free throw pct	.770	.686
F-Throws made per game	21.8	12.0
REBOUNDS	183	112
Rebounds per game	45.8	28.0
Rebounding margin	+17.8	-
ASSISTS	92	58
Assists per game	23.0	14.5
TURNOVERS	41	49
Turnovers per game	10.3	12.3
Turnover margin	+2.0	-
Assist/turnover ratio	2.2	1.2
STEALS	17	15
Steals per game	4.3	3.8
BLOCKS	17	9
Blocks per game	4.3	2.3
WINNING STREAK	4	-
Home win streak	4	-
ATTENDANCE	27198	0
Home games-Avg/Game	4-6800	0-0
Neutral site-Avg/Game	-	0-0

Score by Periods	1st	2nd	Totals
Notre Dame	207	162	369
Opponents	110	136	246

2010-11 Notre Dame Men's Basketball
 Notre Dame Team Game-by-Game Comparison (as of Nov 22, 2010)
 All games

Opponent	1st	2nd	Score	Mar	Total FG	FG Pct	3-Pointers	3FG Pct	Free Throws	FT Pct	Rebounds	Assist	T/Over	Block	Steal	Fouls
GEORGIA SOUTHERN	62/23	36/38	98-61	+37	33-68/16-48	.485/.333	8-26/3-15	.308/.200	24-27/26-34	.889/.765	46/27 +19	21/11	10/17	2/3	8/4	25/24
LIBERTY	41/22	31/29	72-51	+21	23-55/21-59	.418/.356	10-28/5-17	.357/.294	16-25/4-7	.640/.571	42/36 +6	16/14	12/15	4/2	4/3	11/26
CHICAGO STATE	52/31	50/31	102-62	+40	34-69/21-61	.493/.344	12-31/7-20	.387/.350	22-34/13-20	.647/.650	59/28 +31	29/17	9/11	6/1	3/5	15/25
MAINE	52/34	45/38	97-72	+25	30-52/30-62	.577/.484	12-18/7-16	.667/.438	25-27/5-9	.926/.556	36/21 +15	26/16	10/6	5/3	2/3	15/19

Note: Game totals are displayed in the format TEAM/OPPONENT for each category

2010-11 Notre Dame Men's Basketball
 Notre Dame Points-Rebounds-Assists (as of Nov 22, 2010)
 All games

Opponent	Date	Score		00	01	05	12	14	21	23
				ATKINS,ERI	NASH,TYRON	KOPKO,TOM	DRAGICEVIC	MARTIN,SCO	ABROMAITIS	HANSBROUGH
GEORGIA SOUTHERN	11-12-10	98-61	w	9-3-3	7-2-1	0-1-0	9-3-0	7-5-2	10-5-3	20-3-4
LIBERTY	11-14-10	72-51	w	10-1-4	16-9-1	0-0-0	0-0-0	6-3-3	13-7-0	19-2-4
CHICAGO STATE	11-17-10	102-62	w	12-3-5	11-10-7	0-1-0	4-1-0	DNP	21-10-7	22-5-6
MAINE	11-22-10	97-72	w	3-3-5	13-11-5	3-0-0	0-1-0	15-5-3	26-3-3	11-2-9

Opponent	Date	Score		25	32	33	34	45
				KNIGHT,TOM	BROOKS,JOE	BROGHAMME	SCOTT,CARL	COOLEY,JAC
GEORGIA SOUTHERN	11-12-10	98-61	w	7-4-1	7-3-2	5-2-0	6-7-4	11-6-1
LIBERTY	11-14-10	72-51	w	0-1-1	4-3-1	0-1-0	4-6-2	0-4-0
CHICAGO STATE	11-17-10	102-62	w	0-2-0	5-4-1	4-4-0	17-11-3	6-5-0
MAINE	11-22-10	97-72	w	2-0-0	0-0-1	0-0-0	11-2-0	13-5-0

2010-11 Notre Dame Men's Basketball
 Notre Dame Team High/Low Analysis (as of Nov 22, 2010)
 All games

Notre Dame - TEAM GAME HIGHS

POINTS	102	CHICAGO STATE (11-17-10)
	98	GEORGIA SOUTHERN (11-12-10)
	97	MAINE (11-22-10)
	72	LIBERTY (11-14-10)
FIELD GOALS MADE	34	CHICAGO STATE (11-17-10)
	33	GEORGIA SOUTHERN (11-12-10)
FIELD GOAL ATTEMPTS	69	CHICAGO STATE (11-17-10)
	68	GEORGIA SOUTHERN (11-12-10)
FIELD GOAL PERCENTAGE	.577 (30-52)	MAINE (11-22-10)
	.493 (34-69)	CHICAGO STATE (11-17-10)
3 PT FIELD GOALS MADE	12	MAINE (11-22-10)
	12	CHICAGO STATE (11-17-10)
3 PT FG ATTEMPTS	31	CHICAGO STATE (11-17-10)
	28	LIBERTY (11-14-10)
3 PT FG PERCENTAGE	.667 (12-18)	MAINE (11-22-10)
	.387 (12-31)	CHICAGO STATE (11-17-10)
FREE THROWS MADE	25	MAINE (11-22-10)
	24	GEORGIA SOUTHERN (11-12-10)
FREE THROW ATTEMPTS	34	CHICAGO STATE (11-17-10)
	27	MAINE (11-22-10)
	27	GEORGIA SOUTHERN (11-12-10)
FREE THROW PERCENTAGE	.926 (25-27)	MAINE (11-22-10)
	.889 (24-27)	GEORGIA SOUTHERN (11-12-10)
REBOUNDS	59	CHICAGO STATE (11-17-10)
	46	GEORGIA SOUTHERN (11-12-10)
ASSISTS	29	CHICAGO STATE (11-17-10)
	26	MAINE (11-22-10)
STEALS	8	GEORGIA SOUTHERN (11-12-10)
	4	LIBERTY (11-14-10)
BLOCKED SHOTS	6	CHICAGO STATE (11-17-10)
	5	MAINE (11-22-10)
TURNOVERS	12	LIBERTY (11-14-10)
	10	MAINE (11-22-10)
	10	GEORGIA SOUTHERN (11-12-10)
FOULS	25	GEORGIA SOUTHERN (11-12-10)
	15	MAINE (11-22-10)
	15	CHICAGO STATE (11-17-10)

2010-11 Notre Dame Men's Basketball
 Notre Dame High/Low Analysis (as of Nov 22, 2010)
 All games

Opponent - GAME HIGHS

POINTS	72		MAINE (11-22-10)
	62		CHICAGO STATE (11-17-10)
	61		GEORGIA SOUTHERN (11-12-10)
	51		LIBERTY (11-14-10)
FIELD GOALS MADE	30		MAINE (11-22-10)
	21		CHICAGO STATE (11-17-10)
	21		LIBERTY (11-14-10)
FIELD GOAL ATTEMPTS	62		MAINE (11-22-10)
	61		CHICAGO STATE (11-17-10)
FIELD GOAL PERCENTAGE	.484	(30-62)	MAINE (11-22-10)
	.356	(21-59)	LIBERTY (11-14-10)
3 PT FIELD GOALS MADE	7		MAINE (11-22-10)
	7		CHICAGO STATE (11-17-10)
3 PT FG ATTEMPTS	20		CHICAGO STATE (11-17-10)
	17		LIBERTY (11-14-10)
3 PT FG PERCENTAGE	.438	(7-16)	MAINE (11-22-10)
	.350	(7-20)	CHICAGO STATE (11-17-10)
FREE THROWS MADE	26		GEORGIA SOUTHERN (11-12-10)
	13		CHICAGO STATE (11-17-10)
FREE THROW ATTEMPTS	34		GEORGIA SOUTHERN (11-12-10)
	20		CHICAGO STATE (11-17-10)
FREE THROW PERCENTAGE	.765	(26-34)	GEORGIA SOUTHERN (11-12-10)
	.650	(13-20)	CHICAGO STATE (11-17-10)
REBOUNDS	36		LIBERTY (11-14-10)
	28		CHICAGO STATE (11-17-10)
ASSISTS	17		CHICAGO STATE (11-17-10)
	16		MAINE (11-22-10)
STEALS	5		CHICAGO STATE (11-17-10)
	4		GEORGIA SOUTHERN (11-12-10)
BLOCKED SHOTS	3		MAINE (11-22-10)
	3		GEORGIA SOUTHERN (11-12-10)
TURNOVERS	17		GEORGIA SOUTHERN (11-12-10)
	15		LIBERTY (11-14-10)
FOULS	26		LIBERTY (11-14-10)
	25		CHICAGO STATE (11-17-10)

2010-11 Notre Dame Men's Basketball
 Notre Dame High/Low Analysis (as of Nov 22, 2010)
 All games

Notre Dame - GAME LOWS

POINTS	72	LIBERTY (11-14-10)
	97	MAINE (11-22-10)
	98	GEORGIA SOUTHERN (11-12-10)
	102	CHICAGO STATE (11-17-10)
FIELD GOALS MADE	23	LIBERTY (11-14-10)
	30	MAINE (11-22-10)
FIELD GOAL ATTEMPTS	52	MAINE (11-22-10)
	55	LIBERTY (11-14-10)
FIELD GOAL PERCENTAGE	.418 (23-55)	LIBERTY (11-14-10)
	.485 (33-68)	GEORGIA SOUTHERN (11-12-10)
3 PT FIELD GOALS MADE	8	GEORGIA SOUTHERN (11-12-10)
	10	LIBERTY (11-14-10)
3 PT FG ATTEMPTS	18	MAINE (11-22-10)
	26	GEORGIA SOUTHERN (11-12-10)
3 PT FG PERCENTAGE	.308 (8-26)	GEORGIA SOUTHERN (11-12-10)
	.357 (10-28)	LIBERTY (11-14-10)
FREE THROWS MADE	16	LIBERTY (11-14-10)
	22	CHICAGO STATE (11-17-10)
FREE THROW ATTEMPTS	25	LIBERTY (11-14-10)
	27	GEORGIA SOUTHERN (11-12-10)
	27	MAINE (11-22-10)
FREE THROW PERCENTAGE	.640 (16-25)	LIBERTY (11-14-10)
	.647 (22-34)	CHICAGO STATE (11-17-10)
REBOUNDS	36	MAINE (11-22-10)
	42	LIBERTY (11-14-10)
ASSISTS	16	LIBERTY (11-14-10)
	21	GEORGIA SOUTHERN (11-12-10)
STEALS	2	MAINE (11-22-10)
	3	CHICAGO STATE (11-17-10)
BLOCKED SHOTS	2	GEORGIA SOUTHERN (11-12-10)
	4	LIBERTY (11-14-10)
TURNOVERS	9	CHICAGO STATE (11-17-10)
	10	GEORGIA SOUTHERN (11-12-10)
	10	MAINE (11-22-10)
FOULS	11	LIBERTY (11-14-10)
	15	CHICAGO STATE (11-17-10)
	15	MAINE (11-22-10)

2010-11 Notre Dame Men's Basketball
 Notre Dame High/Low Analysis (as of Nov 22, 2010)
 All games

Opponent - GAME LOWS

POINTS	51		LIBERTY (11-14-10)
	61		GEORGIA SOUTHERN (11-12-10)
	62		CHICAGO STATE (11-17-10)
	72		MAINE (11-22-10)
FIELD GOALS MADE	16		GEORGIA SOUTHERN (11-12-10)
	21		LIBERTY (11-14-10)
	21		CHICAGO STATE (11-17-10)
FIELD GOAL ATTEMPTS	48		GEORGIA SOUTHERN (11-12-10)
	59		LIBERTY (11-14-10)
FIELD GOAL PERCENTAGE	.333	(16-48)	GEORGIA SOUTHERN (11-12-10)
	.344	(21-61)	CHICAGO STATE (11-17-10)
3 PT FIELD GOALS MADE	3		GEORGIA SOUTHERN (11-12-10)
	5		LIBERTY (11-14-10)
3 PT FG ATTEMPTS	15		GEORGIA SOUTHERN (11-12-10)
	16		MAINE (11-22-10)
3 PT FG PERCENTAGE	.200	(3-15)	GEORGIA SOUTHERN (11-12-10)
	.294	(5-17)	LIBERTY (11-14-10)
FREE THROWS MADE	4		LIBERTY (11-14-10)
	5		MAINE (11-22-10)
FREE THROW ATTEMPTS	7		LIBERTY (11-14-10)
	9		MAINE (11-22-10)
FREE THROW PERCENTAGE	.556	(5-9)	MAINE (11-22-10)
	.571	(4-7)	LIBERTY (11-14-10)
REBOUNDS	21		MAINE (11-22-10)
	27		GEORGIA SOUTHERN (11-12-10)
ASSISTS	11		GEORGIA SOUTHERN (11-12-10)
	14		LIBERTY (11-14-10)
STEALS	3		LIBERTY (11-14-10)
	3		MAINE (11-22-10)
BLOCKED SHOTS	1		CHICAGO STATE (11-17-10)
	2		LIBERTY (11-14-10)
TURNOVERS	6		MAINE (11-22-10)
	11		CHICAGO STATE (11-17-10)
FOULS	19		MAINE (11-22-10)
	24		GEORGIA SOUTHERN (11-12-10)

2010-11 Notre Dame Men's Basketball
 Notre Dame Player High/Low Analysis (as of Nov 22, 2010)
 All games

Notre Dame - INDIVIDUAL GAME HIGHS

Points	26		ABROMAITIS, Tim vs Maine (11-22-10)
	22		HANSBROUGH, Ben vs Chicago State (11-17-10)
	21		ABROMAITIS, Tim vs Chicago State (11-17-10)
	20		HANSBROUGH, Ben vs Georgia Southern (11-12-10)
	19		HANSBROUGH, Ben vs Liberty (11-14-10)
Field Goals Made	8		ABROMAITIS, Tim vs Maine (11-22-10)
	7		HANSBROUGH, Ben vs Chicago State (11-17-10)
	7		HANSBROUGH, Ben vs Liberty (11-14-10)
	7		HANSBROUGH, Ben vs Georgia Southern (11-12-10)
Field Goal Att.	15		ABROMAITIS, Tim vs Chicago State (11-17-10)
	13		HANSBROUGH, Ben vs Chicago State (11-17-10)
	13		HANSBROUGH, Ben vs Liberty (11-14-10)
	13		ABROMAITIS, Tim vs Georgia Southern (11-12-10)
FG Pct (min 5 made)	.889	(8-9)	ABROMAITIS, Tim vs Maine (11-22-10)
	.857	(6-7)	COOLEY, Jack vs Maine (11-22-10)
3-Point FG Made	6		HANSBROUGH, Ben vs Chicago State (11-17-10)
	5		HANSBROUGH, Ben vs Liberty (11-14-10)
3-Point FG Att.	10		HANSBROUGH, Ben vs Chicago State (11-17-10)
	9		ABROMAITIS, Tim vs Liberty (11-14-10)
3-Pt FG Pct (min 2 made)	.800	(4-5)	ABROMAITIS, Tim vs Maine (11-22-10)
	.750	(3-4)	SCOTT, Carleton vs Maine (11-22-10)
	.750	(3-4)	SCOTT, Carleton vs Chicago State (11-17-10)
Free Throws Made	12		NASH, Tyrone vs Liberty (11-14-10)
	11		NASH, Tyrone vs Maine (11-22-10)
Free Throw Att.	15		NASH, Tyrone vs Liberty (11-14-10)
	12		NASH, Tyrone vs Maine (11-22-10)
FT Pct (min 3 made)	1.000	(6-6)	ABROMAITIS, Tim vs Maine (11-22-10)
	1.000	(6-6)	HANSBROUGH, Ben vs Maine (11-22-10)
	1.000	(4-4)	DRAGICEVICH, Alex vs Georgia Southern (11-12-10)
	1.000	(3-3)	COOLEY, Jack vs Georgia Southern (11-12-10)
	1.000	(3-3)	MARTIN, Scott vs Georgia Southern (11-12-10)
Rebounds	11		NASH, Tyrone vs Maine (11-22-10)
	11		SCOTT, Carleton vs Chicago State (11-17-10)
Assists	9		HANSBROUGH, Ben vs Maine (11-22-10)
	7		ABROMAITIS, Tim vs Chicago State (11-17-10)
	7		NASH, Tyrone vs Chicago State (11-17-10)
Steals	3		BROOKS, Joey vs Georgia Southern (11-12-10)
	2		ABROMAITIS, Tim vs Liberty (11-14-10)
	2		HANSBROUGH, Ben vs Georgia Southern (11-12-10)
Blocked Shots	3		SCOTT, Carleton vs Chicago State (11-17-10)
	2		SCOTT, Carleton vs Maine (11-22-10)
	2		COOLEY, Jack vs Maine (11-22-10)
	2		SCOTT, Carleton vs Liberty (11-14-10)
Turnovers	3		HANSBROUGH, Ben vs Maine (11-22-10)
	3		SCOTT, Carleton vs Liberty (11-14-10)
Fouls	4		SCOTT, Carleton vs Chicago State (11-17-10)
	4		MARTIN, Scott vs Georgia Southern (11-12-10)
	4		SCOTT, Carleton vs Georgia Southern (11-12-10)
	4		BROGHAMMER, Mike vs Georgia Southern (11-12-10)

2010-11 Notre Dame Men's Basketball
 Notre Dame Opponent High/Low Analysis (as of Nov 22, 2010)
 All games

OPPONENT INDIVIDUAL GAME HIGHS

Points	26		FERGUSON, Eric vs Georgia Southern (11-12-10)
	18		SPENCER, Rory vs Georgia Southern (11-12-10)
	16		McLEMORE, Gerald vs Maine (11-22-10)
	15		BARNIES, Troy vs Maine (11-22-10)
	14		MARTIN, Hajji vs Chicago State (11-17-10)
	14		MONTGOMERY, Carl vs Chicago State (11-17-10)
	14		WALL, Christian vs Chicago State (11-17-10)
Field Goals Made	7		McLEMORE, Gerald vs Maine (11-22-10)
	6		BARNIES, Troy vs Maine (11-22-10)
	6		MONTGOMERY, Carl vs Chicago State (11-17-10)
	6		FERGUSON, Eric vs Georgia Southern (11-12-10)
Field Goal Att.	16		MONTGOMERY, Carl vs Chicago State (11-17-10)
	16		GORDON, Evan vs Liberty (11-14-10)
FG Pct (min 5 made)	.545	(6-11)	FERGUSON, Eric vs Georgia Southern (11-12-10)
	.538	(7-13)	McLEMORE, Gerald vs Maine (11-22-10)
3-Point FG Made	3		SANDERS, John Caleb vs Liberty (11-14-10)
	2		SINGLETON, Raheem vs Maine (11-22-10)
	2		McLEMORE, Gerald vs Maine (11-22-10)
	2		WALL, Christian vs Chicago State (11-17-10)
	2		MONTGOMERY, Jonathan vs Chicago State (11-17-10)
	2		SCOTT, Victor vs Chicago State (11-17-10)
	2		DRAYTON III, Ben vs Georgia Southern (11-12-10)
3-Point FG Att.	9		GORDON, Evan vs Liberty (11-14-10)
	7		McLEMORE, Gerald vs Maine (11-22-10)
3-Pt FG Pct (min 2 made)	.750	(3-4)	SANDERS, John Caleb vs Liberty (11-14-10)
	.500	(2-4)	SINGLETON, Raheem vs Maine (11-22-10)
	.500	(2-4)	MONTGOMERY, Jonathan vs Chicago State (11-17-10)
Free Throws Made	14		FERGUSON, Eric vs Georgia Southern (11-12-10)
	8		SPENCER, Rory vs Georgia Southern (11-12-10)
Free Throw Att.	16		FERGUSON, Eric vs Georgia Southern (11-12-10)
	13		SPENCER, Rory vs Georgia Southern (11-12-10)
FT Pct (min 3 made)	1.000	(4-4)	WALL, Christian vs Chicago State (11-17-10)
	.875	(14-16)	FERGUSON, Eric vs Georgia Southern (11-12-10)
Rebounds	12		BROWN, John vs Liberty (11-14-10)
	8		MARTIN, Hajji vs Chicago State (11-17-10)
Assists	5		McLEMORE, Gerald vs Maine (11-22-10)
	5		WALL, Christian vs Chicago State (11-17-10)
	5		SANDERS, Jesse vs Liberty (11-14-10)
Steals	3		BROWN, John vs Liberty (11-14-10)
	2		WALL, Christian vs Chicago State (11-17-10)
Blocked Shots	2		SPENCER, Rory vs Georgia Southern (11-12-10)
	1		BARNIES, Troy vs Maine (11-22-10)
	1		McNALLY, Sean vs Maine (11-22-10)
	1		FRASER, Alasdair vs Maine (11-22-10)
	1		WALL, Christian vs Chicago State (11-17-10)
	1		MCMASTERS, Carter vs Liberty (11-14-10)
	1		BURRUS, Antwan vs Liberty (11-14-10)
	1		BASKERVILLE, Cameron vs Georgia Southern (11-12-10)
Turnovers	5		DRAYTON III, Ben vs Georgia Southern (11-12-10)
	5		FERGUSON, Eric vs Georgia Southern (11-12-10)
Fouls	5		BURNATOWSKI, Murphy vs Maine (11-22-10)
	5		BURRUS, Antwan vs Liberty (11-14-10)
	5		BAYNHAM, Marvin vs Georgia Southern (11-12-10)

Individual Career History

ABROMAITIS, Tim

Season	gp-gs	min/avg	Total		3-Point		F-Throws		Rebounds				pf	fo	ast	to	blk	stl	Scoring	
			fg-fga	pct	fg-fga	pct	ft-fta	pct	off	def	tot	avg							pts	avg
2007-08	12-0	40/3.3	6-21	.286	1-8	.125	7-7	1.000	5	7	12	1.0	5	0	3	4	1	1	20	1.7
2009-10	35-26	1104/31.5	183-370	.495	81-189	.429	117-134	.873	43	123	166	4.7	76	1	52	42	11	17	564	16.1
2010-11	4-4	113/28.3	20-49	.408	8-29	.276	22-25	.880	5	20	25	6.3	5	0	13	3	2	4	70	17.5
TOTAL	51-30	1257/24.6	209-440	.475	90-226	.398	146-166	.880	53	150	203	4.0	86	1	68	49	14	22	654	12.8

ATKINS, Eric

Season	gp-gs	min/avg	Total		3-Point		F-Throws		Rebounds				pf	fo	ast	to	blk	stl	Scoring	
			fg-fga	pct	fg-fga	pct	ft-fta	pct	off	def	tot	avg							pts	avg
2010-11	4-1	98/24.5	13-25	.520	6-11	.545	2-2	1.000	1	9	10	2.5	6	0	17	4	1	0	34	8.5
TOTAL	4-1	98/24.5	13-25	.520	6-11	.545	2-2	1.000	1	9	10	2.5	6	0	17	4	1	0	34	8.5

BROGHAMMER, Mike

Season	gp-gs	min/avg	Total		3-Point		F-Throws		Rebounds				pf	fo	ast	to	blk	stl	Scoring	
			fg-fga	pct	fg-fga	pct	ft-fta	pct	off	def	tot	avg							pts	avg
2009-10	13-0	71/5.5	10-22	.455	1-4	.250	3-7	.429	8	6	14	1.1	13	1	2	4	1	4	24	1.8
2010-11	4-0	26/6.5	4-11	.364	0-0	.000	1-4	.250	5	2	7	1.8	7	0	0	2	1	0	9	2.3
TOTAL	17-0	97/5.7	14-33	.424	1-4	.250	4-11	.364	13	8	21	1.2	20	1	2	6	2	4	33	1.9

BROOKS, Joey

Season	gp-gs	min/avg	Total		3-Point		F-Throws		Rebounds				pf	fo	ast	to	blk	stl	Scoring	
			fg-fga	pct	fg-fga	pct	ft-fta	pct	off	def	tot	avg							pts	avg
2009-10	22-0	86/3.9	15-31	.484	4-7	.571	11-16	.688	5	4	9	0.4	12	0	4	5	0	9	45	2.0
2010-11	4-0	57/14.3	6-15	.400	1-8	.125	3-6	.500	4	6	10	2.5	5	0	5	4	0	4	16	4.0
TOTAL	26-0	143/5.5	21-46	.457	5-15	.333	14-22	.636	9	10	19	0.7	17	0	9	9	0	13	61	2.3

COOLEY, Jack

Season	gp-gs	min/avg	Total		3-Point		F-Throws		Rebounds				pf	fo	ast	to	blk	stl	Scoring	
			fg-fga	pct	fg-fga	pct	ft-fta	pct	off	def	tot	avg							pts	avg
2009-10	21-0	111/5.3	8-20	.400	0-0	.000	4-12	.333	22	15	37	1.8	19	1	1	4	5	3	20	1.0
2010-11	4-0	55/13.8	13-16	.813	0-0	.000	4-6	.667	10	10	20	5.0	7	0	1	4	4	1	30	7.5
TOTAL	25-0	166/6.6	21-36	.583	0-0	.000	8-18	.444	32	25	57	2.3	26	1	2	8	9	4	50	2.0

DRAGICEVICH, Alex

Season	gp-gs	min/avg	Total		3-Point		F-Throws		Rebounds				pf	fo	ast	to	blk	stl	Scoring	
			fg-fga	pct	fg-fga	pct	ft-fta	pct	off	def	tot	avg							pts	avg
2010-11	4-0	22/5.5	3-7	.429	1-2	.500	6-6	1.000	1	4	5	1.3	1	0	0	0	0	0	13	3.3
TOTAL	4-0	22/5.5	3-7	.429	1-2	.500	6-6	1.000	1	4	5	1.3	1	0	0	0	0	0	13	3.3

GRANT, Jerian

Individual Career History

HANSBROUGH, Ben

Season	gp-gs	min/avg	Total		3-Point		F-Throws		Rebounds				Scoring							
			fg-fga	pct	fg-fga	pct	ft-fta	pct	off	def	tot	avg	pf	fo	ast	to	blk	stl	pts	avg
2006-07*	35-9	827/23.6	75-175	.429	47-114	.412	58-74	.784	15	83	98	2.8	60	1	112	65	0	35	255	7.3
2007-08*	30-28	1005/33.5	98-236	.415	62-173	.358	56-71	.789	20	95	115	3.8	68	2	77	48	2	31	314	10.5
2009-10	35-35	1241/35.5	129-284	.454	67-162	.414	94-129	.729	29	107	136	3.9	82	2	153	63	5	37	419	12.0
2010-11	4-4	118/29.5	23-43	.535	16-27	.593	10-13	.769	3	9	12	3.0	10	0	23	8	0	3	72	18.0
TOTAL	39-39	1359/34.8	152-327	.465	83-189	.439	104-142	.732	32	116	148	3.8	92	2	176	71	5	40	491	12.6
All*	104-76	3191/30.7	325-738	.440	192-476	.403	218-287	.760	67	294	361	3.5	220	5	365	184	7	106	1060	10.2

* Statistics from prior team/school

KNIGHT, Tom

Season	gp-gs	min/avg	Total		3-Point		F-Throws		Rebounds				Scoring							
			fg-fga	pct	fg-fga	pct	ft-fta	pct	off	def	tot	avg	pf	fo	ast	to	blk	stl	pts	avg
2010-11	4-0	23/5.8	4-8	.500	0-0	.000	1-1	1.000	4	3	7	1.8	1	0	2	1	1	0	9	2.3
TOTAL	4-0	23/5.8	4-8	.500	0-0	.000	1-1	1.000	4	3	7	1.8	1	0	2	1	1	0	9	2.3

KOPKO, Tom

Season	gp-gs	min/avg	Total		3-Point		F-Throws		Rebounds				Scoring							
			fg-fga	pct	fg-fga	pct	ft-fta	pct	off	def	tot	avg	pf	fo	ast	to	blk	stl	pts	avg
2007-08	5-0	11/2.2	2-4	.500	1-3	.333	0-1	.000	1	1	2	0.4	1	0	0	0	0	0	5	1.0
2008-09	6-0	12/2.0	3-7	.429	0-3	.000	1-2	.500	0	0	0	0.0	0	0	3	1	0	2	7	1.2
2009-10	8-0	13/1.6	3-6	.500	2-4	.500	0-0	.000	0	0	0	0.0	2	0	0	1	0	0	8	1.0
2010-11	4-0	12/3.0	1-5	.200	1-3	.333	0-0	.000	2	0	2	0.5	0	0	0	0	0	0	3	0.8
TOTAL	23-0	48/2.1	9-22	.409	4-13	.308	1-3	.333	3	1	4	0.2	3	0	3	2	0	2	23	1.0

MARTIN, Scott

Season	gp-gs	min/avg	Total		3-Point		F-Throws		Rebounds				Scoring							
			fg-fga	pct	fg-fga	pct	ft-fta	pct	off	def	tot	avg	pf	fo	ast	to	blk	stl	pts	avg
2007-08*	32-8	700/21.9	84-225	.373	26-83	.313	78-112	.696	42	79	121	3.8	78	3	44	48	21	31	272	8.5
2010-11	3-3	79/26.3	10-24	.417	3-11	.273	5-9	.556	3	10	13	4.3	6	0	8	6	1	1	28	9.3
TOTAL	3-3	79/26.3	10-24	.417	3-11	.273	5-9	.556	3	10	13	4.3	6	0	8	6	1	1	28	9.3
All*	35-11	779/22.3	94-249	.378	29-94	.309	83-121	.686	45	89	134	3.8	84	3	52	54	22	32	300	8.6

* Statistics from prior team/school

NASH, Tyrone

Season	gp-gs	min/avg	Total		3-Point		F-Throws		Rebounds				Scoring							
			fg-fga	pct	fg-fga	pct	ft-fta	pct	off	def	tot	avg	pf	fo	ast	to	blk	stl	pts	avg
2007-08	15-0	59/3.9	6-13	.462	0-1	.000	3-11	.273	8	12	20	1.3	6	0	5	3	1	2	15	1.0
2008-09	34-1	384/11.3	37-73	.507	0-0	.000	27-50	.540	51	70	121	3.6	52	2	23	13	6	15	101	3.0
2009-10	35-35	923/26.4	96-177	.542	0-0	.000	80-133	.602	79	104	183	5.2	101	3	59	48	16	24	272	7.8
2010-11	4-4	105/26.3	9-17	.529	0-0	.000	29-35	.829	14	18	32	8.0	6	0	14	4	0	1	47	11.8
TOTAL	88-40	1471/16.7	148-280	.529	0-1	.000	139-229	.607	152	204	356	4.0	165	5	101	68	23	42	435	4.9

SCOTT, Carleton

Season	gp-gs	min/avg	Total		3-Point		F-Throws		Rebounds				Scoring							
			fg-fga	pct	fg-fga	pct	ft-fta	pct	off	def	tot	avg	pf	fo	ast	to	blk	stl	pts	avg
2008-09	20-0	90/4.5	20-31	.645	3-7	.429	7-9	.778	6	17	23	1.2	10	0	7	2	3	5	50	2.5
2009-10	34-9	641/18.9	68-138	.493	19-54	.352	16-21	.762	45	112	157	4.6	63	3	37	29	37	16	171	5.0
2010-11	4-4	92/23.0	14-24	.583	6-12	.500	4-6	.667	5	21	26	6.5	12	0	9	5	7	3	38	9.5
TOTAL	58-13	823/14.2	102-193	.528	28-73	.384	27-36	.750	56	150	206	3.6	85	3	53	36	47	24	259	4.5