



2016-17 NOTRE DAME HOCKEY GAME NOTES

Fighting Irish Media ▶ Dan Colleran ▶ dcollera@nd.edu ▶ 574-339-9810 (c) ▶ UND.com/NDHockey

2016-17 SCHEDULE

OCTOBER

2	USNTDP (Exhibition)	W, 5-1
7	Arizona State [CSN+]	W, 9-2
8	Arizona State	W, 4-2
14	at #4/4 Minnesota Duluth [FCS]	L, 4-3
15	at #4/4 Minnesota Duluth	W, 3-1
21	Penn State [CSN+]	T, 3-3 (ot)
22	Penn State [NBCSN]	L, 3-2 (ot)
27	Connecticut * [CSN]	L, 4-2
28	Connecticut *	W, 6-2

NOVEMBER

12	at Northeastern *	W, 5-2
13	at Northeastern *	T, 0-0
17	#5/6 UMass Lowell *	L, 4-1
18	#5/6 UMass Lowell *	W, 4-1
25	Holy Cross \$	W, 5-3
26	Clarkson \$	L, 2-0

DECEMBER

2	at Massachusetts * [ASN]	L, 5-4
3	at Massachusetts *	W, 3-0
10	#3/4 Boston College * [NBCSN]	W, 3-2
31	Alaska	W, 5-0

JANUARY

1	Alaska	W, 4-0
6	Michigan Tech [NBCSN]	W, 3-1
7	Michigan Tech [NBCSN]	L, 4-2
13	at Merrimack *	W, 2-1
14	at Merrimack *	L, 4-2
20	New Hampshire *	7:35 p.m.
21	New Hampshire *	7:05 p.m.
28	at Boston College *	7:05 p.m.

FEBRUARY

3	Vermont * [NBCSN]	7:35 p.m.
4	Vermont * [NBCSN]	6:35 p.m.
10	vs. Maine * ^	7:05 p.m.
11	at Maine *	7:05 p.m.
17	Providence * [NBCSN]	7:35 p.m.
18	Providence * [NBCSN]	7:05 p.m.
24	at Boston University *	6:05 p.m.
25	at Boston University *	7:05 p.m.

MARCH

3-5	Hockey East First Round &	TBA
10-12	Hockey East Quarterfinals &	TBA
17	Hockey East Semifinals %	TBA
18	Hockey East Championship %	TBA
24	NCAA Regional @	TBA
25	NCAA Regional @	TBA
26	NCAA Regional @	TBA

APRIL

6	NCAA Frozen Four #	TBA
8	NCAA Frozen Four #	TBA

Home Games in bold

All times are subject to change and listed in EST [denotes television coverage] | additional coverage TBA

* - denotes a Hockey East game

\$ - Shillelagh Tournament (at Notre Dame, Ind.)

^ - Cross Insurance Arena (Portland, Maine)

& - Campus sites

% - TD Garden (Boston, Mass.)

@ - 2017 NCAA Regionals

East Regional [Providence, R.I.]

West Regional [Fargo, N.D.]

Midwest Regional [Cincinnati, Ohio]

Northeast Regional [Manchester, N.H.]

- 2017 NCAA Frozen Four hosted by the University of Notre Dame and the Chicago Sports Commission [United Center | Chicago, Ill.]

GAMES 24 & 25



#14/15 University of Notre Dame Fighting Irish

(13-8-2, 6-4-1 HEA)



University of New Hampshire Wildcats

(11-8-3, 6-2-2 HEA)

GAMES 24 | 25

Matchup: Notre Dame vs. New Hampshire

Date: Friday, Jan. 20 | Saturday, Jan. 21

Time: 7:35 p.m. (ET) | 7:05 p.m. (ET)

Site: Notre Dame, Indiana

Arena: Compton Family Ice Arena (5,022)

Television: None

Live Streaming: NBC Sports App

Play-by-Play: Tony Simeone | Friday

Play-by-Play: Nik Valdiserri | Saturday

Analyst: Conor Clingen

Live Radio | Audio: WZOC 94.3 FM | WatchND

Play-by-Play: Darin Pritchett

Live Stats: UND.com

Live Updates: @NDHockey

Series History: ND trails, 5-7-0 (12 games)

OVERVIEW

▶ The Fighting Irish return home to play host to New Hampshire for a two-game series at the Compton Family Ice Arena.

▶ The teams are separated by one point in the Hockey East standings, with UNH in fifth (10 GP, 14 points) and Notre Dame in sixth (11 GP, 13 points).

▶ The series will feature two of the nation's top-five point scorers in Anders Bjork (15-20-35) and Tyler Kelleher (14-26-40).

What's Inside

University Information & Quick Facts	2
Notes	1-5
Series History	2
National Polls & Notre Dame in the Polls	4
2016-17 Honors & Awards	4
Roster by Major/School	5
Notre Dame Roster & Coaching Staff	6
Geographic Breakdown	6
Head Coach Jeff Jackson	7
The Last Time ...	8
Notre Dame's Record When ...	8
2016-17 Stats	9-14
2016-17 Individual Game-by-Game	15
2016-17 Box Scores	16-21
Individual Player Pages/Career Highs	22-34
Cal Petersen Notes/In The Records Book	35-36

▶ Bjork ranks tied for first in the country with five game-winning goals.

▶ Junior goaltender Cal Petersen ranks 11th in the country with a 2.06 goals against average (third in Hockey East), while his .922 save percentage ranks 14th nationally (third in Hockey East).

100

Junior **Anders Bjork (99 GP)** is expected to skate in his 100th career game. He will become the fourth Irish player to reach that milestone this season, joining **Jordan Gross, Jake Evans** and **Luke Ripley**.

73

Junior goaltender **Cal Petersen** has started 73 consecutive games in the Irish net dating back to his freshman season, which is the 10th-longest streak in the NCAA Div. I records book.

35

Junior **Anders Bjork** has 35 points this season on 15 goals and 20 assists. His 35 points rank third in Hockey East and tied for fifth in the country.



NDHockey



ND_Hockey



NotreDameHockey



NotreDameHockey

UNIVERSITY INFORMATION

School: University of Notre Dame
 Location: Notre Dame, IN 46556
 Founded: 1842
 Enrollment: 8,475 (undergraduate), 12,126 (total)
 Nickname: Fighting Irish
 Colors: Gold and Blue
 Affiliation: NCAA Division I
 Conference: Hockey East Association (HEA)
 President: Rev. John I. Jenkins, C.S.C. (Notre Dame '76)
 Provost: Thomas Burish
 NCAA Faculty Representative: Patricia Bellia (Harvard '91)
 Athletics Director: Jack Swarbrick (Notre Dame '76)
 Sr. Assoc. Athletic Director/Sport Administrator: Tom Nevala (Notre Dame '90)
 Ticket Office Phone: (574) 631-7356
 Home Ice (capacity): Compton Family Ice Arena (5,022)
 Charles "Lefty" Smith Rink
 Ice Surface: 200 x 90

HOCKEY STAFF INFORMATION

Head Coach: Jeff Jackson (Michigan State '78)
 Record at Notre Dame: 258-163-49 (12th season)
 Record Overall 440-215-74 (18th season)
 Hockey East Record/Years: 40-25-10 (fourth season)
 Associate Head Coach: Paul Pooley (Ohio State '84)
 Associate Coach: Andy Slaggert (Notre Dame '89)
 Volunteer Assistant Coach: Kevin Lind (Notre Dame '14)
 Coordinator of Hockey Operations: Nick Sieregij (Wisconsin-River Falls '06)
 Athletic Trainer: Kevin Ricks
 Equipment Specialist: Scott Eastman
 Strength and Conditioning: Tony Rolinski
 Senior Team Managers: Taek Lee, Meghan Thompson, Amelia Legault-Laroche
 Administrative Assistant: Sue Halasz
 Hockey Office Phone: (574) 631-3630
 Hockey Office Fax: (574) 631-4897

MEDIA RELATIONS INFORMATION

Associate Director, Athletics Communications (Hockey SID): Dan Colleran
 Office Phone: (574) 631-7519
 Cell Phone: (574) 339-9810
 Hockey Media Relations E-Mail: dcollera@nd.edu
 Compton Family Ice Arena Press Box Phone: (574) 631-4899
 Mailing Address: University of Notre Dame
 100 Compton Family Ice Arena
 Notre Dame, IN 46629
 Web Site: www.und.com/NDHockey
 Twitter: @NDHockey
 Instagram: ND_Hockey
 Facebook: facebook.com/NotreDameHockey
 Snapchat NotreDameHockey

TEAM INFORMATION

2015-16 Overall Record: 19-11-7
 2015-16 Hockey East Record/Finish 15-5-2 (3rd)
 2015-16 Postseason: Hockey East Quarterfinals
 NCAA Midwest Regional Semifinals
 Letter Winners Returning: 17 (10 forwards, 5 defensemen, 2 goaltenders)
 Letter Winners Lost: 7 (4 forwards, 2 defensemen, 1 goaltender)
 Newcomers: 8 (5 forwards, 2 defensemen, 1 goaltender)
 2016-17 Captain: Cal Petersen (C)
 2016-17 Alternate Captains: Anders Bjork (A), Jake Evans (A)
 Luke Ripley (A)
 NCAA Appearances Eight (Last: 2016)
 NCAA Frozen Four Appearances Two (2008 & 2011)
 All-Americans 12 players/13 times (Last: Robbie Russo in 2015)
 Academic All-Americans Nine (Last: Peter Schneider in 2015)

NEW HAMPSHIRE AT A GLANCE

- ▶ The Wildcats enter the weekend with an 11-8-3 record, including a 6-2-2 mark in Hockey East play.
- ▶ New Hampshire most recently took part in Frozen Fenway and skated to a 2-2 tie with Northeastern (Jan. 14).
- ▶ The Wildcats also played the Huskies on Jan. 12 and posted a 5-3 win, including a pair of goals by Patrick Grasso.
- ▶ Senior forward Tyler Kelleher leads the team and ranks third in the country with 40 points on 14 goals and 26 assists.
- ▶ Grasso is also tied for the team lead with 14 goals, while senior defenseman Matias Cleland ranks second on the team with 25 points (1-24-25).
- ▶ Junior goaltender Daniel Tirone has played the majority of the minutes in goal for the Wildcats, posting an 11-6-3 record to go along with a 2.49 goals against average and a .914 save percentage.
- ▶ New Hampshire is 4-3-0 on the road this season and is 9-0-0 when leading after two periods of play in 2016-17.

BY THE NUMBERS (national rank/60)*

Category	UNH	ND
Goals/game	3.59 (7)	3.26 (t-13)
GAA/game	2.95 (34)	2.17 (8)
Power Play %	22.90 (8)	19.00 (23)
PK %	80.70 (39)	84.50 (23)
Penalties/game	4.63 (4)	5.36 (17)
PIM/game	9.25 (1)	13.09 (32)

* - As of Jan. 18

BJORK PLAYING LEAD ROLE

- ▶ Junior forward Anders Bjork, a 2014 fifth-round pick by Boston, is one of the country's leading scorers with 15 goals and 20 assists for 35 points.
- ▶ Bjork has been held without a point in just five of Notre Dame's 23 games this season (one of which was the 0-0, two-period tie at Northeastern on Nov. 13).
- ▶ Bjork has posted 11 multi-point games this season, including four-point games against Arizona State (Oct. 8) and UConn (Oct. 28).
- ▶ The Irish are 13-4-1 on the season when Bjork notches at least one point (8-2-0 when he scores at least one goal).
- ▶ Bjork reached the 25-point plateau in his 15th game of the season, marking the fastest any Notre Dame player has reach 25 points in the Coach Jackson era (and dating back to at least 2001-02).

Series History

NOTRE DAME vs. NEW HAMPSHIRE

- ▶ Notre Dame has won its last three meetings with New Hampshire, including a road sweep last year (Jan. 22-23).
- ▶ Notre Dame won last year's games by scores of 5-1 and 3-2, with Mario Lucia scoring the third period, game winner in the game two win.
- ▶ The teams have met twice in the NCAA Tournament, including a 7-3 Notre Dame win in the first round of the 2008 NCAA West Regional (Colorado Springs, Colorado) and a 2-1 Notre Dame victory in the 2011 NCAA Northeast Regional Final (Manchester, N.H.).
- ▶ In the 2011 Northeast Regional Final win that sent Notre Dame to the Frozen Four in St. Paul, Minnesota, Stephen Johns and Billy Maday scored for the Irish, Riley Sheahan notched two assists and Mike Johnson made 37 saves.

CAREER STATS vs. NEW HAMPSHIRE

Jordan Gross	4 GP, 0-6-6
Anders Bjork	4 GP, 1-2-3
Bobby Nardella	2 GP, 0-3-3
Connor Hurlay	4 GP, 1-1-2
Jake Evans	3 GP, 1-1-2
Tony Bretzman	2 GP, 1-0-1
Ben Ostlie	2 GP, 1-0-1
Luke Ripley	4 GP, 0-1-1
Dawson Cook	3 GP, 0-0-0
Dennis Gilbert	2 GP, 0-0-0
Jack Jenkins	2 GP, 0-0-0
Dylan Malmquist	2 GP, 0-0-0
Andrew Oglevie	2 GP, 0-0-0
Joe Wegwerth	2 GP, 0-0-0
Cal Petersen	3-3 (GP-GS), 2-1-0, 2.47 GAA, .902 Sv.%
Chad Katunar	2-1 (GP-GS), 1-0-0 3.20 GAA, .894 Sv.%

THE SERIES

Series: UNH leads 7-5-0 (12 games)
 At Notre Dame: UNH leads 3-1-0
 At Durham: UNH leads 4-2-0
 At Neutral Sites: ND leads 2-0-0
 Overtime Wins: None
 One-Goal Wins: UNH 2, ND 2
 Last Meeting: Jan. 23, 2016 (ND win, 3-2)
 Current Streak: ND 3 wins

YEAR	SITE	W	L	T	RESULT
1990-91	New Hampshire		L		1-2
1991-92	Notre Dame		L		1-7
	Notre Dame		L		2-8
1999-00	New Hampshire		L		1-2
2007-08	Colorado Spr., Colo. (N)	W			7-3
2010-11	Manchester, N.H. (N)	W			2-1
2013-14	New Hampshire		L		2-4
	New Hampshire		L		2-5
2014-15	Notre Dame		L		2-5
	Notre Dame	W			5-3
2015-16	New Hampshire	W			5-1
	New Hampshire	W			3-2

SERIES SCORING TOTAL AVG.

Notre Dame	33	2.75
New Hampshire	43	3.58

BJORK RANKS

Category	HEA Rank*	NCAA Rank*
Goals (15)	2nd	t-7th
Assists (20)	t-6th	t-10th
Points (35)	3rd	t-5th
GWG (5)	1st	t-1st
Pts./game (1.52)	3rd	8th
Pts. in 3rd (7-8-15)	t-2nd	t-2nd

* - As of Jan. 17

IRON MAN

► Cal Petersen has started 73 consecutive games in the Notre Dame net, dating back to a 5-1 win at Maine on Feb. 7, 2015.

Consecutive Goaltender Starts (NCAA DI)

1. Ben Scrivens, Cornell (2007-10)	104
2. David McKee, Cornell (2004-06)	102
3. Andrew Volkening, Air Force (2007-10)	97
4. John Muse, Boston College (2008-09)	81
5. Andy Illes, Cornell (2011-14)	80
5. Dan Murphy, Clarkson (1994-98)	80
7. John Lothrub, Minnesota (1964-66)	78
8. Joe Cannata, Merrimack (2009-12)	77
9. Brant Nicklin, Duluth (1996-98)	76

10. Cal Petersen, Notre Dame (2014 -) 73

► Petersen has appeared in 74 straight games, dating back to a 4-4 tie at Maine on Feb. 6, 2015), which also ranks 10th in the NCAA DI records book.

INJURY REPORT

► Sophomore defenseman Bobby Nardella was injured at Merrimack (Jan. 13) and will be sidelined indefinitely with a lower body injury per Head Coach Jeff Jackson.

SECOND AND THIRD PERIOD SURGES

► This season, Notre Dame is out scoring opponents by a 30-17 margin (+13) in the second period and by a 31-14 (+17) margin in the third period.

► Notre Dame's 31 third period goals are tied for fourth in the country.

► The Fighting Irish are averaging 1.41 goals per third period, which is sixth in the country (Notre Dame has played only 21 third periods this season due to the shortened game at Northeastern on Nov. 13).

► Anders Bjork is tied for second in the country with 15 third-period points.

AT THE FACEOFF DOT

► At .563, the Irish head into the weekend with the second-best faceoff winning percentage (746W-580L).

► Jake Evans ranks second in Hockey East and eighth in the country in faceoff winning percentage with a .625 mark (303W-182L).

OGLEVIE ON THE OFFENSIVE

► Sophomore forward Andrew Oglevie has 24 points (11-13-24) through 23 games.

► Last season as a freshman, Oglevie totalled nine points (5-4-9) in 31 games.

► Oglevie's offensive production has been boosted by increased time on the power play, where he has scored four goals and added 10 assists for 14 points.

PETERSEN'S SHUTOUT STREAK

► From Dec. 10 - Jan. 6, Cal Petersen went 207:10 without allowing a goal, including back-to-back shutouts of Alaska (Dec. 31 - Jan. 1).

► That stretch is the second-longest shutout streak in program history.

1. Steven Summerhays -- 231:50

(Feb. 14 - March 1, 2014):

2. Cal Petersen -- 207:10

(Dec. 10, 2016 - Jan. 6, 2017)

3. David Brown -- 193:27

(Oct. 17-Nov. 8, 2003)

► The back-to-back shutouts over Alaska were Notre Dame's first consecutive shutouts since a home series against Boston University on February 21-22, 2014 (Steven Summerhays played game one in net and then Summerhays and Joe Rogers played in game two).

STRENGTH OF SCHEDULE

► The Irish have played a tough schedule in 2016-17, including a non-conference road series at current No. 3/4 Minnesota Duluth and a non-conference home series against

Current Irish in the National Hockey League Draft



Connor Hurley

2013 | Second Round | 38th Overall

Buffalo Sabres



Cal Petersen

2013 | Fifth Round | 129th Overall

Buffalo Sabres



Anders Bjork

2014 | Fifth Round | 146th Overall

Boston Bruins



Jake Evans

2014 | Seventh Round | 207th Overall


Montreal Canadiens



Joe Wegwerth

2014 | Fourth Round | 92nd Overall

Florida Panthers



Dennis Gilbert

2015 | Third Round | 91st Overall

Chicago Blackhawks



Cam Morrison

2016 | Second Round | 40th Overall

Colorado Avalanche



Andrew Peeke

2016 | Second Round | 34th Overall

Columbus Blue Jackets



**USCHO.com Division I Men's Poll
(Jan. 16, 2017)**

Rk. Team (1st-place votes)	Record	Points	Last Wk.
1. Penn State (30)	16- 2-1	964	4
2. Denver (16)	15- 5-4	941	1
3. Boston University (1)	13- 5-2	880	5
4. Minnesota Duluth (1)	13- 5-4	866	3
5. UMass Lowell (2)	15- 5-3	811	6
6. Harvard	11- 4-1	704	2
7. Minnesota	13- 5-2	672	9
8. North Dakota	13- 7-3	654	7
9. Union	16- 5-2	619	11
10. Boston College	14- 8-2	535	8
11. Ohio State	11- 4-5	489	10
12. Vermont	15- 7-2	441	12
13. Western Michigan	11- 6-3	406	14
14. Notre Dame	13- 8-2	325	13
15. Cornell	11- 4-1	280	19
16. St. Lawrence	12- 6-6	264	16
17. Quinnipiac	13-10-2	199	15
18. Bemidji State	15- 8-3	157	17
19. Omaha	13- 8-3	93	NR
20. Minnesota State	14- 8-2	77	18

Others receiving votes: Michigan Tech 36, St. Cloud State 31, Providence 22, Robert Morris 20, Air Force 8, Miami 5, Wisconsin 1.

**USA Today/USA Hockey Magazine
College Hockey Poll
(Jan. 16, 2017)**

Rk. Team, Points (1st-place votes)	Last Week	Record
1. University of Denver, 480 (18)	1	15-5-4
2. Penn State University, 470 (16)	4	16-2-1
3. Minnesota Duluth, 436	2	13-5-4
4. Boston University, 425	5	13-5-2
5. UMass Lowell, 381	6	15-5-3
6. Harvard University, 296	3	11-4-1
7. University of Minnesota, 281	9	13-5-2
8. University of North Dakota, 277	7	13-7-3
9. Union College, 246	11	16-5-2
10. Boston College, 218	8	14-8-2
11. Ohio State University, 150	10	11-4-5
12. Western Michigan, 141	14	11-6-3
13. University of Vermont, 132	12	15-7-2
14. Cornell University, 61	--	11-4-1
15. University of Notre Dame, 40	13	13-8-2

Others Receiving Votes: St. Lawrence University, 28; Quinnipiac University, 9; St. Cloud State University, 5; Minnesota State University, 3; Robert Morris University, 1.

Notre Dame in the Polls

Date	USCHO.com	USAToday
Preseason	9	8
Oct. 10	5	6
Oct. 17	3	4
Oct. 24	7	6
Oct. 31	9	9
Nov. 7	9	9
Nov. 14	9	9
Nov. 21	12	11
Nov. 28	12	12
Dec. 5	14	13
Dec. 12	12	14
Dec. 19	12	12
Jan. 2	12	12
Jan. 9	13	13
Jan. 16	14	15

► Prior to Oct. 10-17 of this season, the last time the Irish had reached the top five in the polls was on Nov. 11, 2013 (No. 4 in USCHO.com and No. 3 in the USA Today/USA Hockey Magazine).

current No. 1/2 Penn State.

► Notre Dame has posted wins at then #4 Minnesota Duluth (3-1 on Oct. 15), versus then #5/6 UMass Lowell (4-1 on Nov. 18) and over then #3/4 Boston College (3-2 on Dec. 10).

► USCHO.com currently ranks Notre Dame's strength of schedule 15th.

TOP MARKS IN THE COUNTRY

► Released on Nov. 15, the Irish rank third in NCAA Div. I hockey in the Graduation Success Rate (GSR) with a score of 94 (Bowling Green is first with 100, followed by Air Force at 96).

► Notre Dame also ranks first in NCAA Div. I hockey in the Federal Rate (measured by the federal government in its Department of Education report) with a score of 82.

► Miami is second in the Federal Rate with a score of 79.

► The University of Notre Dame has claimed a share of the 2016 national championship for graduating student-athletes in all sports - in the process posting the top NCAA Graduation Success Rate (GSR) figure (98) for its student-athletes for the 10th straight year.

JACKSON REACHES 250

► In the midst of his 12th season behind the Irish bench, Head Coach Jeff Jackson notched his 250th career win with Notre Dame in the 5-2 victory at Northeastern on Nov. 12. (now 258-163-49).

► Only Charles "Lefty" Smith has more wins as Notre Dame's head coach (307-320-31).

JACKSON RANKS (entering the weekend)

► Head Coach Jeff Jackson ranks second in active career winning percentage (minimum of five Division I seasons):

.657 -- Red Berenson, Michigan (843-418-90)

.654 -- Jeff Jackson, Notre Dame (440-215-74)

NHL ALUMNI REPORT (as of Jan. 18)

► Eight former Notre Dame hockey players have played in the NHL this season, including several stretches where all eight were in the NHL at the

2016-17 Honors

Anders Bjork

► Hockey East Player of the Month (Nov. 2)

► Hockey East Player of the Week (Oct. 10 & Dec. 12)

► 2016 Shillelagh Tournament All-Tournament Team (Nov. 26)

► Hockey East Honor Roll (Oct. 31, Nov. 28)

Tory Dello

► 2016 Shillelagh Tournament All-Tournament Team (Nov. 26)

Jake Evans

► Hockey East Honor Roll (Dec. 5)

Jordan Gross

► Hockey East Honor Roll (Jan. 2)

Cam Morrison

► Hockey East Honor Roll (Jan. 2)

Bobby Nardella

► Hockey East Honor Roll (Oct. 10 & Nov. 21)

Andrew Oglvie

► Hockey East Honor Roll (Oct. 17 & Jan. 16)

Cal Petersen

► Mike Richter Award Watch List (Oct. 7)

► Hockey East Co-Defensive Player of the Week (Jan. 2)

► Hockey East Honor Roll

(Oct. 17, Nov. 21 & Jan. 16)

Andrew Peeke

► Hockey East Honor Roll (Jan. 9)

same time (Nov. 21-28, Dec. 16-23, Jan. 8 - pres.).

► It marks the first time in program history when eight former players were on active NHL rosters at the same time.

► The single-season record for most former Irish players skating in the NHL during a season is nine (2011-12).

► Vinnie Hinostroza scored his first career goal and added his first two career assists in Chicago's 4-3 overtime win against Vancouver (Nov. 19).

HOCKEY EAST STANDINGS

	Hockey East							Overall				
	GP	W	L	T	Pts	GF	GA	W	L	T	GF	GA
Boston College	13	9	3	1	19	44	28	14	9	2	79	59
Boston University	11	7	2	2	16	29	20	14	5	2	68	43
UMass Lowell	11	7	3	1	15	33	22	15	5	3	80	53
Vermont	12	7	4	1	15	33	32	15	7	2	80	60
New Hampshire	10	6	2	2	14	39	24	11	8	3	79	65
Notre Dame	11	6	4	1	13	32	25	13	8	2	75	50
Connecticut	11	5	4	2	12	29	29	9	8	6	67	63
Merrimack	10	2	5	3	7	22	31	8	11	3	49	58
Providence	10	2	6	2	6	25	31	10	8	4	65	52
Maine	10	2	7	1	5	24	38	8	11	3	68	74
Massachusetts	11	2	8	1	5	24	41	5	16	2	47	77
Northeastern	12	1	8	3	5	29	42	7	10	5	76	69

► Bryan Rust notched his first career hat trick in Pittsburgh's 8-5 win over Ottawa (Dec. 5), including a penalty shot goal (Ian Cole also had two assists in that victory).

► Rust became the third former Irish player to record an NHL hat trick, joining Palmieri (1) and Dave Poulin (5).

Eric Condra, Tampa Bay: 10 GP, 0-0-0

Vinnie Hinostroza, Chicago: 38 GP, 6-6-12

Stephen Johns, Dallas: 32 GP, 4-4-8

Riley Sheahan, Detroit: 42 GP, 0-6-6

Kyle Palmieri, New Jersey: 44 GP, 10-17-27

Anders Lee, New York Islanders: 42 GP, 15-6-21

Ian Cole, Pittsburgh: 43 GP, 2-13-15

Bryan Rust, Pittsburgh: 40 GP, 11-8-19

YOUTH MOVEMENT

► According to research by College Hockey Inc., Notre Dame is the third-youngest team in college hockey this season (as of Oct. 1, 2016):

Boston College -- 20 years, 49 days

Boston University -- 20 years, 108 days

Notre Dame -- 20 years, 272 days

► Freshman forward Cam Morrison (born in August of 1998) is the fifth-youngest player in NCAA Division I men's college hockey this season.

IN OVERTIME

► The Irish are 0-1-1 in overtime this season, with both of those results coming against Penn State (Oct. 21-22).

► Two players on the current roster have overtime, game-winning goals:

► Jake Evans in a 3-2 win vs. Miami on Dec. 28, 2014 in the Florida College Hockey Classic.

► Connor Hurley in a 3-2 win at Merrimack on Nov. 14, 2014.

HOCKEY EAST PLAYOFF SETUP

► All 12 teams will once again make the Hockey East playoffs, with the top-four seeds earning first round byes.

► Those top-four teams will then host best-of-three second round series to determine who advances to the semifinals at the TD Garden (Boston, Massachusetts).

► Teams 5-8 will host first round, best-of-three series to open the Hockey East playoffs. 724

SHORTENED SERIES FINALE AT NU

► On Sunday, Nov. 13, with Notre Dame and Northeastern tied 0-0 after two periods of play at Matthews Arena, the game was suspended when a broken down Zamboni led to unsafe ice conditions at Matthews Arena.

► The game was then declared a 0-0 tie by Hockey East on Wednesday, Nov. 16 and marked

Cal Petersen's sixth career shutout.

NINE GOAL NIGHT

► In Notre Dame's 9-2 win over Arizona State (Oct. 7), the Irish scored at least nine goals for the first time since a 10-2 victory over Canisius on Dec. 29, 2010.

► In addition, Notre Dame tallied six power-play goals for the first time since a 9-5 win over Northern Michigan on Feb. 13, 2009.

CAPTAIN CAL

► Junior goaltender Cal Petersen is the first goaltender in program history to wear the captain's "C" for the Irish.

► Petersen started all 37 games in 2015-16 and led the nation in percentage of team minutes played while posting a 19-11-7 record.

► He finished 2015-16 with a 2.20 goals-against average and a .927 save percentage, which ranked 12th in the country.

2016 NHL DRAFT: IRISH HISTORY MADE

► Current freshmen Cam Morrison (Second Round, 40th overall by the Colorado Avalanche) and Andrew Peeke (Second Round, 34th overall by Columbus) were each selected in the 2016 NHL Entry Draft.

► It marked the first NHL draft in which two Irish hockey players were selected within the first 40 picks.

► Peeke and Morrison also become the 78th and 79th Irish hockey players to be selected in the NHL Entry Draft.

► Additionally, at least one Notre Dame player has now been drafted in each draft dating back to 2004 (12 seasons).

NOTRE DAME IN THE NCAA TOURNAMENT

► Last season, the Fighting Irish made their eighth all-time appearance in the NCAA Championship field, including their sixth since 2008.

► Under Head Coach Jeff Jackson, the Irish made Frozen Four trips in 2008 and 2011.

NOTRE DAME & HOCKEY EAST

► The 2016-17 season will mark Notre Dame's final season in Hockey East before joining the Big Ten Conference as an affiliate member in men's ice hockey.

► In Notre Dame's previous three seasons in Hockey East, the Irish have finished the regular season tied for seventh (2014), fifth (2015) and third (2016).

► During Notre Dame's final season in the CCHA (2012-13), the Irish placed second in the regular-season standings and then won the tournament championship.

2016-17 Roster By School and/or Major

Marketing (Mendoza College of Business)

Anders Bjork (Jr.)

Bo Brauer (Jr.)

Dawson Cook (Jr.)

Finance (Mendoza College of Business)

Tony Bretzman (Jr.)

Luke Ripley (Jr.)

Management Consulting (Mendoza College of Business)

Jake Evans (Jr.)

Jordan Gross (Jr.)

Ben Ostlie (Sr.)

Cal Petersen (Jr.)

Mendoza College of Business

Jack Jenkins (So.)

Dylan Malmquist (So.)

Political Science (College of Arts & Letters)

Dennis Gilbert (So.)

Connor Hurley (Jr.)

Bobby Nardella (So.)

Andrew Oglevie (So.)

College of Arts & Letters

Joe Wegwerth (So.)

Finance & Economics (double major)

Chad Katunar (Jr.)

Economics & Chinese (double major)

Peter Mark (Jr.)

First Year of Studies

Cal Burke (Fr.)

Tory Dello (Fr.)

Felix Holmberg (Fr.)

Cale Morris (Fr.)

Cam Morrison (Fr.)

Luke Novak (Fr.)

Mike O'Leary (Fr.)

Andrew Peeke (Fr.)

FAMILY TIES

► Sophomore forward Anders Bjork is part of the fourth Notre Dame hockey-playing son to follow his father to Notre Dame.

► His father, Kirt Bjork, was an All-America at Notre Dame during the 1982-83 campaign and is tied for 12th on Notre Dame's all-time points list with 161 (141 GP, 76-85-161).

► Kirt is currently a director of regional development in Notre Dame's development office.

► Anders Bjork also has another family tie to Irish hockey, as his cousin is former Irish standout Erik Condra, who is currently a member of the Tampa Bay Lightning.

2016-17 Notre Dame Hockey Roster

No.	Name	Height	Weight	Position	Yr.	Hometown	Last Team (League)
2	Tony Bretzman	5-11	175	Defenseman	JR	Mendota Heights, Minn.	Langley Rivermen (BCHL)
3	Jordan Gross	5-10	186	Defenseman	JR	Maple Grove, Minn.	Green Bay Gamblers (USHL)
4	Dennis Gilbert	6-2	220	Defenseman	SO	Williamsville, N.Y.	Chicago Steel (USHL)
6	Tory Dello	6-0	190	Defenseman	FR	Crystal Lake, Ill.	Tri-City Storm (USHL)
8	Ben Ostlie	6-2	200	Forward	SR	Edina, Minn.	Omaha Lancers (USHL)
9	Dawson Cook	6-2	213	Forward	JR	Cadillac, Mich.	Green Bay Gamblers (USHL)
10	Anders Bjork	6-0	181	Forward	JR	Mequon, Wis.	U.S. National Under-18 Team
11	Cal Burke	5-10	184	Forward	FR	Boxborough, Mass.	Cedar Rapids RoughRiders (USHL)
12	Felix Holmberg	5-10	175	Forward	FR	Stockholm, Sweden	AIK J20 (SuperElit)
15	Andrew Oglevie	5-10	181	Forward	SO	Fullerton, Calif.	Cedar Rapids RoughRiders (USHL)
16	Connor Hurley	6-2	185	Forward	JR	Edina, Minn.	Green Bay Gamblers (USHL)
17	Peter Mark	6-0	180	Defenseman	JR	Minneapolis, Minn.	Saint Thomas Academy (USHS)
18	Jake Evans	6-0	191	Forward	JR	Toronto, Ontario	St. Michael's Buzzers (OJHL)
19	Mike O'Leary	6-1	195	Forward	FR	Halifax, Nova Scotia	Dubuque Fighting Saints (USHL)
21	Joe Wegwerth	6-3	230	Forward	SO	Brewster, N.Y.	Cedar Rapids RoughRiders (USHL)
22	Andrew Peeke	6-2	200	Defenseman	FR	Parkland, Fla.	Green Bay Gamblers (USHL)
23	Luke Novak	6-0	182	Forward	FR	Waukesha, Wis.	New Jersey Hitmen (USPHL)
24	Luke Ripley	6-5	207	Defenseman	JR	Kitimat, British Columbia	Powell River Kings (BCHL)
25	Dylan Malmquist	5-11	185	Forward	SO	Edina, Minn.	Edina (USHS)
26	Cam Morrison	6-3	212	Forward	FR	Aurora, Ontario	Youngstown Phantoms (USHL)
27	Bobby Nardella	5-9	175	Defenseman	SO	Rosemont, Ill.	Tri-City Storm (USHL)
28	Jack Jenkins	5-11	192	Forward	SO	Lake Bluff, Ill.	Fargo Force (USHL)
29	Bo Brauer	6-3	210	Forward	JR	Edina, Minn.	Nanaimo Clippers (BCHL)
32	Cale Morris	6-1	190	Goaltender	FR	Larkspur, Colo.	Waterloo Black Hawks (USHL)
33	Chad Katunar	6-5	210	Goaltender	SR	Victoria, British Columbia	Penticton Vees (BCHL)
40	Cal Petersen	6-3	190	Goaltender	JR	Waterloo, Iowa	Waterloo Black Hawks (USHL)

Coaches

Jeff Jackson: Head Coach (Michigan State '78, 12th season at Notre Dame)

Paul Pooley: Associate Head Coach (Ohio State '84)

Andy Slaggert: Associate Coach (Notre Dame '89)

Kevin Lind: Volunteer Assistant Coach (Notre Dame '14)

John Micheletto: Special Assistant to the Coaching Staff (Dartmouth '88)

Nick Siergiej: Coordinator of Hockey Operations (Wisconsin – River Falls '06)

Athletic Trainer: Kevin Ricks

Equipment Specialist: Scott Eastman

Will Moran: Hockey and Programming Intern

Pronunciation Key

8	Ben AWST-lee
10	Anders BEE-york
15	Andrew Oh-GLE-Vee
25	Dylan Mall-mm-quist
32	KALE Morris
33	Chad Cat -en-arh

California (1)

Andrew Oglevie Fullerton, California

Colorado (1)

Cale Morris Larkspur, Colorado

Florida (1)

Andrew Peeke Parkland, Florida

Illinois (3)

Tory Dello Crystal Lake, Illinois
Bobby Nardella Rosemont, Illinois
Jack Jenkins Lake Bluff, Illinois

Iowa (1)

Cal Petersen Waterloo, Iowa

Massachusetts (1)

Cal Burke Boxborough, Massachusetts

Michigan (1)

Dawson Cook Cadillac, Michigan

Minnesota (7)

Tony Bretzman Mendota Heights, Minnesota
Jordan Gross Maple Grove, Minnesota
Ben Ostlie Edina, Minnesota
Connor Hurley Edina, Minnesota
Dylan Malmquist Edina, Minnesota
Peter Mark Minneapolis, Minnesota
Bo Brauer Edina, Minnesota

New York (2)

Dennis Gilbert Williamsville, New York
Joe Wegwerth Brewster, New York

Wisconsin (2)

Anders Bjork Mequon, Wisconsin
Luke Novak Waukesha, Wisconsin

Canada (5)

Jake Evans Toronto, Ontario
Chad Katunar Victoria, British Columbia
Cam Morrison Aurora, Ontario
Mike O'Leary Halifax, Nova Scotia
Luke Ripley Kitimat, British Columbia

Sweden (1)

Felix Holmberg Stockholm, Sweden

THE JACKSON FILE

Full Name

• Jeffery L. Jackson

Birthdate

• June 22, 1955

Hometown

• Roseville, Michigan

Education

- Bachelor's Degree in Communications Michigan State '78
- Bachelor's Degree in Education Michigan State '79



Collegiate Coaching Experience

- Assistant Coach, Lake Superior State (1986-90)
- Head Coach, Lake Superior State (1990-96)
Record: 182-52-25 (.751); two NCAA titles, two CCHA regular-season titles, four CCHA tournament championships
- Head Coach, University of Notre Dame (2005-):
 - **Two** CCHA regular-season titles
 - **Three** CCHA tournament titles
 - **Six** NCAA appearances
 - **Two** NCAA Frozen Four appearances

International Coaching Experience

- National Coach and Senior Director, U.S. National Team Developmental Program (1996-2000)
- Head Coach, U.S. Junior National Team (1996-97)
- Won silver medal at World Junior Championships
- Assistant Coach, U.S. Olympic Team (1998)

Junior Hockey Experience

- Head Coach, OHL's Guelph Storm (2000-03)
Record: 87-67-24 (4)

Professional Experience

- Assistant Coach, New York Islanders (2003-05)

Coaching Honors

- CCHA Coach of the Year (1990-91)
- CCHA Coach of the Year (2006-07)
- Spencer Penrose Award (2006-07)
- CCHA Coach of the Year (2010-11)

Jackson's Year-By-Year Collegiate Record

Year	Overall		Conference	
	W - L - T	.Pct	W - L - T	.Pct
1990-91	36 - 5 - 4	.844	26 - 2 - 4	.875
1991-92	30 - 9 - 4	.744	20 - 8 - 4	.688
1992-93	32 - 8 - 5	.767	20 - 5 - 5	.750
1993-94	31 - 10 - 4	.733	18 - 8 - 4	.667
1994-95	23 - 12 - 6	.634	14 - 9 - 4	.593
1995-96	30 - 8 - 2	.775	22 - 6 - 2	.767
2005-06	13 - 19 - 4	.417	11 - 13 - 4	.464
2006-07	32 - 7 - 3	.798	21 - 4 - 3	.804
2007-08	27 - 16 - 4	.617	15 - 9 - 4	.607
2008-09	31 - 6 - 3	.813	21 - 4 - 3	.804
2009-10	13 - 17 - 8	.447	9 - 12 - 7	.446
2010-11	25 - 14 - 5	.625	18 - 7 - 3	.696
2011-12	19 - 18 - 3	.513	12 - 13 - 3	.482
2012-13	25 - 13 - 3	.646	17 - 8 - 3	.661
2013-14	23 - 15 - 2	.600	9 - 9 - 2	.500
2014-15	18 - 19 - 5	.488	10 - 7 - 5	.568
2015-16	19 - 11 - 7	.608	15 - 5 - 2	.727
Totals	427-207-72	.656	278-130-62	.657

Head Coach JEFF JACKSON

► The 2015-16 hockey season marks University of Notre Dame hockey coach Jeff Jackson's 12th season behind the Irish bench. The highly regarded Jackson now has over 30 years of coaching experience.

► Notre Dame's Jeff Jackson era began in 2005 when the University searched for a man who could move the program among the elite hockey schools in the country.

► The veteran coach owned a resume packed with success at the collegiate, junior hockey, professional and international levels.

► During his 11-year run, Notre Dame has become one of the nation's top teams, winning the Central Collegiate Hockey Association's (CCHA) regular-season title twice (2006-07 and 2008-09) while earning three Mason Cup championships ('07, '09 and the final one in 2013).

► During Jackson's tenure, his teams have made seven trips to the NCAA Tournament (2006-09, 2010-11, 2012-14 and now 2016), advancing to the Frozen Four twice, playing in the 2008 title game and the 2011 national semifinals.

► Then in 2013-14, the team's first season in Hockey East, the Irish upset the conference's top team - Boston College - in the quarterfinals to advance to the TD Garden (Boston, Massachusetts) for the Hockey East semifinals

► Between 2006-09, the Irish turned in win totals of 32, 27 and 31 for three consecutive seasons of 25 or more wins and three consecutive NCAA tournament appearances, a first in program history.

► Jackson's success on the ice also has had a major impact off the ice for the Irish. With the wins came a commitment from the University that led to the new home of Irish hockey - The Compton Family Ice Arena - one of the finest college hockey facilities in the nation. The new venue opened for business on Oct. 21, 2011.

► Since Jackson's arrival, the Irish have had 32 players selected in the National Hockey League Entry Draft, including three first round selections. In that same span, 20 players from USA Hockey's National Team Developmental

Program have matriculated to Notre Dame.

► During his tenure, the Irish have had five players garner All-America honors -- Robbie Russo in 2015, Anders Lee in 2013, Ian Cole and Erik Condra in 2009 and David Brown in 2007.

► In addition, 14 of Jackson's players have gone on to play in the NHL (most recently Vince Hinostroza and Stephen Johns in 2015-16).

► In Jackson's first 11 seasons with Notre Dame, the Irish have played with poise and discipline, relying on team defense, strong goaltending and excellent special teams play. They also laid the foundation for future seasons with major success on the recruiting trail.

► In taking over the Irish coaching duties in 2005, Jackson became the first Notre Dame head coach to have won an NCAA Division I championship with another program before being hired as an Irish head coach.

► Success is nothing new for Jackson at the NCAA Division I level. In six years as the head coach at Lake Superior State (1990-96), Jackson's teams won two NCAA titles in 1992 and 1994 (also advancing to the finals in 1993), two CCHA regular-season championships (1991 and 1996) and four CCHA Mason Cup trophies (1991, 1992, 1993 and 1995).

► A 1978 graduate of Michigan State University with a degree in communications, Jackson followed with an education degree from Michigan State in 1979.

► In May 2003, Inside College Hockey, ranked Jackson 12th on its list of the 16 greatest college coaches of all-time with only five of the 16 still active in coaching.

► Jackson is a member of the USA Hockey Coaches Achievement Program, the American Hockey Coaches Association and the National Hockey League Coaches Association.

THE LAST TIME

TEAM

Notre Dame won in overtime	December 29, 2014 vs. Miami (3-2, ot)
Notre Dame lost in overtime	October 22, 2016 vs. Penn State (3-2)
Notre Dame tied in overtime	October 21, 2016 vs. Penn State (3-3, ot)
Notre Dame won in overtime (Hockey East game)	November 14, 2014 at Merrimack (3-2, ot)
Notre Dame lost in overtime (Hockey East game)	February 19, 2016 at Providence College (3-2, ot)
Notre Dame tied in overtime (Hockey East game)	November 20, 2015 at UMass Lowell (2-2, ot)
Notre Dame scored 10 or more goals in a game	December 29, 2010 vs. Canisius (10-2)
Notre Dame allowed 10 or more goals in a game	March 12, 2005 at Michigan (10-1)

Notre Dame had a home shutout	January 1, 2017 vs. Alaska (Cal Petersen, 21 saves)
Notre Dame had a road shutout	December 3, 2016 at Massachusetts (Cal Petersen, 22 saves)
Notre Dame had a neutral site shutout	October 13, 2012 vs. Maine (Steven Summerhays, 22 saves)
Notre Dame had a shutout in a HE game	December 3, 2016 at Massachusetts (Cal Petersen, 22 saves)
Notre Dame was shutout in a HE game	Nov. 13, 2016 at Northeastern (Jake Theut, 22 saves in a two period game)
.....	January 29, 2016 vs. Boston College (Thatcher Demko, 28 saves)

Notre Dame was shutout at home	November 26, 2016 vs. Clarkson (Jake Keilley, 35 saves)
Notre Dame was shutout on the road	Nov. 13, 2016 at Northeastern (Jake Theut, 22 saves in a two period game)
.....	November 7, 2014 at Minnesota (Adam Wilcox, 20 saves)

Notre Dame won 1-0	February 27, 2016 vs. Boston University (Cal Petersen, 39 saves)
Notre Dame had 35 or more shots in a game	January 14, 2017 at Merrimack (37 shots)
Notre Dame had 40 or more shots in a game	October 27, 2016 vs. UConn (49 shots)
Notre Dame had 50 or more shots in a game	October 7 vs. Arizona State (51 shots)
Notre Dame surrendered 35 or more shots in a game	November 17, 2016 vs. UMass Lowell (35 shots)
Notre Dame surrendered 40 or more shots in a game	February 13, 2016 vs. Maine (41 shots)
Notre Dame surrendered 50 or more shots in a game	January 1, 2016 at Denver (50 shots)
Notre Dame had three PP goals in a game	October 25, 2014 vs. Niagara (7-0 win)
Notre Dame had four PP goals in a game	October 20, 2013 vs. Michigan Tech (7-3 win)
Notre Dame had six PP goals in a game	October 7, 2016 vs. Arizona State (9-2 win)
.....	February 13, 2009 vs. No. Michigan (9-5 win)

Notre Dame had one shorthanded goal	December 10, 2016 vs. Boston College (Anders Bjork in a 3-2 win)
Notre Dame had two shorthanded goals	January 7, 2011 at Northern Michigan (8-1 win)
.....	November 20, 2010 vs. Michigan State (4-2 win)
Notre Dame surrendered five PP goals	December 4, 2004 vs. Michigan (8-0 loss)
Notre Dame surrendered four PP goals	February 1, 2013 at Ohio State (6-3 loss)
Notre Dame surrendered three PP goals	December 2, 2016 at UMass (5-4 loss)
Notre Dame surrendered two short-handed goals	February 8, 2013 vs. Michigan (7-4 win)

INDIVIDUAL

Notre Dame player scored a hat trick	October 16, 2015 - Steven Fogarty (at Penn State)
Notre Dame defenseman scored a hat trick	January 18, 2015 - Robbie Russo (at UConn)
Notre Dame player scored four goals	October 19, 1995 - Brian Urick (at Alaska-Fairbanks)
Notre Dame player scored five goals	December 29, 1971 - Ian Williams (at Dartmouth)
Notre Dame player had three assists	December 31, 2016 - Jordan Gross (vs. Alaska - 0-3-3)
Notre Dame player had four assists	December 29, 2010 - Stephen Johns (vs. Canisius - 0g, 4a)
Notre Dame player had five assists	October 21, 1994 - Jamie Ling (vs. Waterloo - 2g, 5a)
Notre Dame player had four points	October 28, 2016 - Anders Bjork (vs. UConn - 2-3-4)
Notre Dame player had five points	February 13, 2009 - Erik Condra (vs. Northern Michigan - 2g, 3a)
Notre Dame player had six points	October 21, 1994 - Jamie Ling (vs. Waterloo - 2g, 5a)
Notre Dame player had seven points	October 21, 1994 - Jamie Ling (vs. Waterloo - 2g, 5a)

Notre Dame goalie made 35+ saves	February 27, 2016 - Cal Petersen (vs. Boston University, 1-0 win, 39 saves)
Notre Dame goalie made 40+ saves	February 13, 2016 - Cal Petersen (vs. Maine, 5-1 win, 40 saves)
Notre Dame goalie made 50+ saves	March 6, 2015 - Cal Petersen (vs. UMass, 4-3 loss, 87 saves)

Opposing player scored a hat trick	November 11, 2011 - Cody Knyk (Alaska)
Opposing player scored four goals	March 12, 1994 - Colin Ward (Western Michigan)
Opposing player scored five goals	November 10, 1973 - Tom Ross (Michigan State)

Opposing player had four assists	December 2, 2011 - Ludwig Karlsson (Northeastern - 0g, 4a)
Opposing player had five assists	January 20, 1996 - Kevin Hilton (Michigan - 0g, 5a)

Opposing player had four points	March 12, 2016 - Kevin Roy (Northeastern - 2g, 2a)
Opposing player had five points	January 27, 2001 - Jeff Hamilton (Yale - 2g, 3a)
Opposing player had six points	January 11, 1994 - John Gruden (Ferris State - 4g, 3a)
Opposing player had seven points	January 11, 1994 - John Gruden (Ferris State - 4g, 3a)

Opposing goalie made 35+ saves	November 26, 2016 - Jake Kielly (Clarkson, 35 saves, 2-0 Clarkson win)
Opposing goalie made 40+ saves	October 27, 2016 - Adam Huska (UConn, 47 saves, 4-2 UConn win)
Opposing goalie made 50+ saves	March 6, 2015 - Steve Mastalerz (UMass, 75 saves, 4-3 win)

Notre Dame had a penalty shot	November 15, 2013 - Connor Hurley (missed at Merrimack)
.....	December 6, 2013 - Jeff Costello (scored vs. Massachusetts)
.....	March 16, 2013 - Bryan Rust (scored vs. Bowling Green)
.....	Jan. 26, 2013 - Anders Lee (stopped by Ferris State)
Opp. had a penalty shot	January 29, 2016 - Colin White - Boston College (saved by Cal Petersen, BC wins 4-0)
.....	January 22, 2016 - Ara Nazarian - New Hampshire (scored on Cal Petersen, ND wins 5-1)
.....	December 10, 2015 - Colin White - Boston College (saved by Cal Petersen, ND wins 4-3)

SERIES

Notre Dame swept a two-game series	December 31, 2016 - January 1, 2017 (vs. Alaska, 5-0, 4-0)
Notre Dame swept in a two-game series	January 23-24, 2015 (Northeastern (2-3, 2-4)
Notre Dame swept a Hockey East home series	February 12-13, 2016 (vs. Maine, 4-1, 5-1)
Notre Dame swept a Hockey East road series	February 5-6, 2016 (at Vermont, 2-1, 3-1)

The Last Time Notre Dame ... (Comebacks)

Erased a two-goal deficit to win or tie	vs. Boston College on Dec. 10, 2016 (W, 3-2)
Erased a two-goal, third period deficit to win or tie	at Boston College on Dec. 10, 2015 (W, 4-3)

NOTRE DAME'S 2016-17 RECORD WHEN

Overall	13-8-2
In Hockey East games	6-4-1
Non-conference games	7-4-1
Home	9-5-1
Road	4-3-1
Neutral	0-0-0
In overtime games	0-1-1

When Notre Dame scores first	9-3-0
When opponents score first	4-5-1
When Notre Dame leads after one period	4-1-0
When Notre Dame trails after one period	3-5-0
When score is tied after one period	6-2-2
When Notre Dame leads after two periods	9-0-0
When Notre Dame trails after two periods	0-6-1
When score is tied after two periods	4-2-1
When Notre Dame outshoots opponent	12-4-2
When opponent outshoots Notre Dame	1-4-0
When shots are even	0-0-0
In Game 1 of weekend series*	6-4-1
In Game 2 of weekend series*	6-4-1
In Game 1 of Hockey East weekend series	2-3-0
In Game 2 of Hockey East weekend series	3-1-1

* - Includes Shillelagh Tournament games

In one-goal games	2-3-0
In two-goal games	4-4-0

When scoring two or more goals	12-6-1
When scoring three or more goals	11-2-1
When scoring four or more goals	7-1-0
When scoring five or more goals	6-0-0

Against Ranked Opponents

vs. #3/4 Boston College	1-0-0
at #4/4 Minnesota Duluth	1-1-0
vs. #5/6 UMass Lowell	1-1-0

Month-By-Month

Notre Dame in October	4-3-1
Notre Dame in November	3-2-1
Notre Dame in December	3-1-0
Notre Dame in January	3-2-0
Notre Dame in February
Notre Dame in March

Vs. Conferences

Atlantic Hockey	1-0-0
Big Ten	0-1-1
ECAC	0-1-0
Hockey East	6-4-1
Independent	2-0-0
NCHC	1-1-0
WCHA	3-1-0

Date	Opponent	Score	Att.	Record:	Overall	Home	Away	Neutral					
Oct 07	ARIZONA STATE	W 9-2	3356	ALL GAMES	13-8-2	9-5-1	4-3-1	0-0-0					
Oct 08	ARIZONA STATE	W 4-2	3554	CONFERENCE	6-4-1	3-2-0	3-2-1	0-0-0					
Oct 14	at #4 Minnesota Duluth	L 3-4	5526	NON-CONFERENCE	7-4-1	6-3-1	1-1-0	0-0-0					
Oct 15	at #4 Minnesota Duluth	W 3-1	6014										
Oct 21	PENN STATE	Tot 3-3	3411										
Oct 22	PENN STATE	Lot 2-3	3518										
* Oct 27	UCONN	L 2-4	2936	## Player	gp	g	a	pts	sh	sh%	pen-min	pp	sh
* Oct 28	UCONN	W 6-2	4065	10 Anders Bjork	23	15	20	35	80	.188	4-8	3	1
* Nov 12	at Northeastern	W 5-2	3511	15 Andrew Oglevie	23	11	13	24	77	.143	3-6	4	0
* Nov 13	at Northeastern	T 0-0	1444	18 Jake Evans	23	7	14	21	60	.117	10-31	1	1
* Nov 17	#5 UMASS LOWELL	L 1-4	3151	3 Jordan Gross	23	6	13	19	83	.072	6-12	4	0
* Nov 18	#5 UMASS LOWELL	W 4-1	4653	25 Dylan Malmquist	23	5	12	17	38	.132	8-16	2	0
Nov 25	HOLY CROSS	W 5-3	4581	16 Connor Hurley	21	4	12	16	26	.154	11-22	0	0
Nov 26	CLARKSON	L 0-2	3865	27 Bobby Nardella	22	5	10	15	62	.081	8-24	3	0
* Dec 2	at Massachusetts	L 4-5	2481	26 Cam Morrison	23	6	7	13	49	.122	4-8	2	0
* Dec 3	at Massachusetts	W 3-0	3039	22 Andrew Peeke	23	3	7	10	33	.091	5-10	0	0
* Dec 10	#3 BOSTON COLLEGE	W 3-2	5022	21 Joe Wegwerth	22	5	4	9	40	.125	6-12	3	0
Dec 31	ALASKA	W 5-0	4149	4 Dennis Gilbert	23	0	9	9	29	.000	5-10	0	0
Jan 01	ALASKA	W 4-0	4023	6 Tory Dello	22	1	5	6	37	.027	15-49	0	0
Jan 06	MICHIGAN TECH	W 3-1	4328	28 Jack Jenkins	19	3	2	5	42	.071	1-2	0	0
Jan 07	MICHIGAN TECH	L 2-4	4741	11 Cal Burke	23	1	4	5	35	.029	4-8	0	0
* Jan 13	at Merrimack	W 2-1	2251	9 Dawson Cook	22	1	2	3	23	.043	4-8	0	0
* Jan 14	at Merrimack	L 2-4	2271	29 Bo Brauer	9	2	0	2	6	.333	2-12	1	0
TEAM STATISTICS													
ND				OPP									
SHOT STATISTICS													
Goals-Shot attempts	75-761			50-601									
Shot pct.	.099			.083									
Goals/Game	3.3			2.2									
Shots/Game	33.1			26.1									
POWER PLAYS													
Goals-Power Plays	23-121			16-102									
Conversion Percent	.190			.157									
Shot Attempts	175			128									
Shot Percent	.131			.125									
GOAL BREAKDOWN													
Power Play	23			16									
Short-handed	2			0									
Empty net	3			3									
Penalty	0			0									
Unassisted	3			2									
Overtime	0			1									
PENALTIES													
Number	122			145									
Minutes	298			363									
Penalties/Game	5.3			6.3									
Pen minutes/Game	13.0			15.8									
Attendance Summary													
						ND				Opponent			
Total						59353				26537			
Dates/Avg Per Date						15/3957				8/3317			
Neutral Site #/Avg						0/0							
Goals by Period													
					1st	2nd	3rd	OT	Total				
Notre Dame					14	30	31	0	75				
Opponents					18	17	14	1	50				
Saves by Period													
					1st	2nd	3rd	OT	Total				
Notre Dame					180	189	177	5	551				
Opponents					225	251	207	3	686				

##	Player	gp	Shots					+/-	Penalties				Goals								
			g	a	pts	sh	sh%		pen-min	min	maj	oth	pp	sh	fg	gw	gt	ot	ht	pn	ua
10	Anders Bjork	23	15	20	35	80	.188	+14	4-8	4	0	0	3	1	2	5	0	0	0	0	1
15	Andrew Oglevie	23	11	13	24	77	.143	+8	3-6	3	0	0	4	0	2	1	0	0	0	0	1
18	Jake Evans	23	7	14	21	60	.117	+11	10-31	8	1	1	1	1	1	0	0	0	0	0	0
3	Jordan Gross	23	6	13	19	83	.072	+7	6-12	6	0	0	4	0	1	1	1	0	0	0	0
25	Dylan Malmquist	23	5	12	17	38	.132	+5	8-16	8	0	0	2	0	1	1	0	0	0	0	0
16	Connor Hurley	21	4	12	16	26	.154	+5	11-22	11	0	0	0	0	2	1	0	0	0	0	0
27	Bobby Nardella	22	5	10	15	62	.081	+7	8-24	7	0	1	3	0	1	0	0	0	0	0	0
26	Cam Morrison	23	6	7	13	49	.122	+5	4-8	4	0	0	2	0	0	1	0	0	0	0	0
22	Andrew Peeke	23	3	7	10	33	.091	+6	5-10	5	0	0	0	0	0	1	0	0	0	0	0
21	Joe Wegwerth	22	5	4	9	40	.125	+2	6-12	6	0	0	3	0	1	0	0	0	0	0	1
4	Dennis Gilbert	23	0	9	9	29	.000	+16	5-10	5	0	0	0	0	0	0	0	0	0	0	0
6	Tory Dello	22	1	5	6	37	.027	+4	15-49	12	1	2	0	0	0	0	0	0	0	0	0
28	Jack Jenkins	19	3	2	5	42	.071	-2	1-2	1	0	0	0	0	1	2	0	0	0	0	0
11	Cal Burke	23	1	4	5	35	.029	-2	4-8	4	0	0	0	0	0	0	0	0	0	0	0
9	Dawson Cook	22	1	2	3	23	.043	+2	4-8	4	0	0	0	0	0	0	0	0	0	0	0
29	Bo Brauer	9	2	0	2	6	.333	+1	2-12	1	0	1	1	0	0	0	0	0	0	0	0
2	Tony Bretzman	6	0	1	1	4	.000	-1	0-0	0	0	0	0	0	0	0	0	0	0	0	0
12	Felix Holmberg	7	0	0	0	4	.000	0	0-0	0	0	0	0	0	0	0	0	0	0	0	0
19	Mike O'Leary	20	0	0	0	11	.000	+2	7-22	6	0	1	0	0	0	0	0	0	0	0	0
8	Ben Ostlie	16	0	0	0	6	.000	-1	3-6	3	0	0	0	0	0	0	0	0	0	0	0
24	Luke Ripley	21	0	0	0	16	.000	-3	13-26	13	0	0	0	0	0	0	0	0	0	0	0
TM	TEAM	16	0	0	0	0	.000	0	3-6	3	0	0	0	0	0	0	0	0	0	0	0
	Total	23	75	135	210	761	.099	+86	122-298	114	2	6	23	2	12	13	1	0	0	0	3
	Opponents	23	50	86	136	601	.083	-	145-363	134	3	8	16	0	10	8	0	1	0	0	2

##	Goalie	gp-gs	Goal average			Saves		Record				Goals allowed				
			minutes	ga	avg	saves	pct	w	l	t	sho	pp	sh	en	pen	sog
40	Cal Petersen	23-23	1338:47	46	2.06	544	.922	13	8	2	4	16	0	0	0	0
32	Cale Morris	1-0	19:43	1	3.04	7	.875	0	0	0	0	0	0	0	0	0
TM	EMPTY NET	16-0	7:50	3	-	0	.000	0	0	0	0	0	0	3	0	0
	Total	23-0	1366:20	50	2.20	551	.917	13	8	2	4	16	0	3	0	0
	Opponents	23-0	1366:20	75	3.29	686	.901	8	13	2	2	23	2	3	0	0

##	Points	GP	G	A	Pts	Sh	##	Assists	GP	G	A	Pts	Sh
10	Anders Bjork	23	15	20	35	80	10	Anders Bjork	23	15	20	35	80
15	Andrew Oglevie	23	11	13	24	77	18	Jake Evans	23	7	14	21	60
18	Jake Evans	23	7	14	21	60	15	Andrew Oglevie	23	11	13	24	77
3	Jordan Gross	23	6	13	19	83	3	Jordan Gross	23	6	13	19	83
25	Dylan Malmquist	23	5	12	17	38	25	Dylan Malmquist	23	5	12	17	38
16	Connor Hurley	21	4	12	16	26	16	Connor Hurley	21	4	12	16	26
27	Bobby Nardella	22	5	10	15	62	27	Bobby Nardella	22	5	10	15	62
26	Cam Morrison	23	6	7	13	49	4	Dennis Gilbert	23	0	9	9	29
22	Andrew Peeke	23	3	7	10	33	26	Cam Morrison	23	6	7	13	49
21	Joe Wegwerth	22	5	4	9	40	22	Andrew Peeke	23	3	7	10	33

##	Goals	GP	G	A	Pts	Sh	##	Shots	GP	G	A	Pts	Sh	Sh%
10	Anders Bjork	23	15	20	35	80	3	Jordan Gross	23	6	13	19	83	.072
15	Andrew Oglevie	23	11	13	24	77	10	Anders Bjork	23	15	20	35	80	.188
18	Jake Evans	23	7	14	21	60	15	Andrew Oglevie	23	11	13	24	77	.143
3	Jordan Gross	23	6	13	19	83	27	Bobby Nardella	22	5	10	15	62	.081
26	Cam Morrison	23	6	7	13	49	18	Jake Evans	23	7	14	21	60	.117
25	Dylan Malmquist	23	5	12	17	38	26	Cam Morrison	23	6	7	13	49	.122
27	Bobby Nardella	22	5	10	15	62	28	Jack Jenkins	19	3	2	5	42	.071
21	Joe Wegwerth	22	5	4	9	40	21	Joe Wegwerth	22	5	4	9	40	.125
16	Connor Hurley	21	4	12	16	26	25	Dylan Malmquist	23	5	12	17	38	.132
22	Andrew Peeke	23	3	7	10	33	6	Tory Dello	22	1	5	6	37	.027

##	Power-Play Goals	GP	PPG	##	Shot Pct.	GP	G	A	Pts	Sh	Sh%
3	Jordan Gross	23	4	29	Bo Brauer	9	2	0	2	6	.333
15	Andrew Oglevie	23	4	10	Anders Bjork	23	15	20	35	80	.188
10	Anders Bjork	23	3	16	Connor Hurley	21	4	12	16	26	.154
21	Joe Wegwerth	22	3	15	Andrew Oglevie	23	11	13	24	77	.143
27	Bobby Nardella	22	3	25	Dylan Malmquist	23	5	12	17	38	.132
25	Dylan Malmquist	23	2	21	Joe Wegwerth	22	5	4	9	40	.125
26	Cam Morrison	23	2	26	Cam Morrison	23	6	7	13	49	.122
##	Short-Handed Goals	GP	SHG	18	Jake Evans	23	7	14	21	60	.117
10	Anders Bjork	23	1	22	Andrew Peeke	23	3	7	10	33	.091
18	Jake Evans	23	1	27	Bobby Nardella	22	5	10	15	62	.081

##	Game-Winning Goals	GP	GWG	##	Penalties	GP	Pen	Min
10	Anders Bjork	23	5	6	Tory Dello	22	15	49
28	Jack Jenkins	19	2	24	Luke Ripley	21	13	26
## <th>Plus/Minus</th> <th>GP</th> <th>+/-</th> <td>16</td> <td>Connor Hurley</td> <td>21</td> <td>11</td> <td>22</td>	Plus/Minus	GP	+/-	16	Connor Hurley	21	11	22
4	Dennis Gilbert	23	+16	18	Jake Evans	23	10	31
10	Anders Bjork	23	+14	25	Dylan Malmquist	23	8	16
18	Jake Evans	23	+11	27	Bobby Nardella	22	8	24
15	Andrew Oglevie	23	+8	19	Mike O'Leary	20	7	22
3	Jordan Gross	23	+7	3	Jordan Gross	23	6	12
27	Bobby Nardella	22	+7	21	Joe Wegwerth	22	6	12
22	Andrew Peeke	23	+6	22	Andrew Peeke	23	5	10
25	Dylan Malmquist	23	+5	## <th>Penalty Minutes</th> <th>GP</th> <th>Pen</th> <th>Min</th>	Penalty Minutes	GP	Pen	Min
16	Connor Hurley	21	+5	6	Tory Dello	22	15	49
26	Cam Morrison	23	+5	18	Jake Evans	23	10	31
				24	Luke Ripley	21	13	26
				27	Bobby Nardella	22	8	24
				16	Connor Hurley	21	11	22
				19	Mike O'Leary	20	7	22
				25	Dylan Malmquist	23	8	16
				3	Jordan Gross	23	6	12
				21	Joe Wegwerth	22	6	12
				29	Bo Brauer	9	2	12

Date	Opponent		Score	Shots	Overall	Conf	Time	Att.	Goalie of record
Oct 07	ARIZONA STATE	W	9-2	51/19	1-0-0	0-0-0	2:45	3356	Cal Petersen
Oct 08	ARIZONA STATE	W	4-2	37/25	2-0-0	0-0-0	2:18	3554	Cal Petersen
Oct 14	at #4 Minnesota Duluth	L	3-4	23/32	2-1-0	0-0-0	2:20	5526	Cal Petersen
Oct 15	at #4 Minnesota Duluth	W	3-1	38/28	3-1-0	0-0-0	2:13	6014	Cal Petersen
Oct 21	PENN STATE	Tot	3-3	33/32	3-1-1	0-0-0	2:27	3411	Cal Petersen
Oct 22	PENN STATE	Lot	2-3	28/33	3-2-1	0-0-0	2:20	3518	Cal Petersen
* Oct 27	UCONN	L	2-4	49/25	3-3-1	0-1-0	2:23	2936	Cal Petersen
* Oct 28	UCONN	W	6-2	39/32	4-3-1	1-1-0	2:00	4065	Cal Petersen
* Nov 12	at Northeastern	W	5-2	28/25	5-3-1	2-1-0	2:20	3511	Cal Petersen
* Nov 13	at Northeastern	T	0-0	22/16	5-3-2	2-1-1	1:28	1444	Cal Petersen
* Nov 17	#5 UMASS LOWELL	L	1-4	23/35	5-4-2	2-2-1	2:00	3151	Cal Petersen
* Nov 18	#5 UMASS LOWELL	W	4-1	34/22	6-4-2	3-2-1	2:10	4653	Cal Petersen
Nov 25	HOLY CROSS	W	5-3	30/20	7-4-2	3-2-1	1:58	4581	Cal Petersen
Nov 26	CLARKSON	L	0-2	35/27	7-5-2	3-2-1	2:07	3865	Cal Petersen
* Dec 2	at Massachusetts	L	4-5	25/24	7-6-2	3-3-1	2:29	2481	Cal Petersen
* Dec 3	at Massachusetts	W	3-0	36/22	8-6-2	4-3-1	2:20	3039	Cal Petersen
* Dec 10	#3 BOSTON COLLEGE	W	3-2	32/17	9-6-2	5-3-1	2:15	5022	Cal Petersen
Dec 31	ALASKA	W	5-0	38/34	10-6-2	5-3-1	2:11	4149	Cal Petersen
Jan 01	ALASKA	W	4-0	36/21	11-6-2	5-3-1	2:05	4023	Cal Petersen
Jan 06	MICHIGAN TECH	W	3-1	26/28	12-6-2	5-3-1	2:17	4328	Cal Petersen
Jan 07	MICHIGAN TECH	L	2-4	25/34	12-7-2	5-3-1	2:25	4741	Cal Petersen
* Jan 13	at Merrimack	W	2-1	36/22	13-7-2	6-3-1	2:07	2251	Cal Petersen
* Jan 14	at Merrimack	L	2-4	37/28	13-8-2	6-4-1	2:13	2271	Cal Petersen

Team Record	W-L-T	Attendance	Dates	Total	Avg.
Overall:	13-8-2	Total:	23	85890	3734
Conference:	6-4-1	Home:	15	59353	3957
Home:	9-5-1	Away:	8	26537	3317
Away:	4-3-1	Neutral:	0	0	0
Neutral:	0-0-0				
Overtime:	0-1-1				

Date	Opponent	Score	Goals	Shots		Penalties		Power Plays	
				Assists	Shots	Pen-Min	Pen-Min	G-Ch	G-Ch
Oct 07	ARIZONA STATE	9-2	9 / 2	17 / 4	51 / 19	17-66	/ 31-116	6-19	/ 0-9
Oct 08	ARIZONA STATE	4-2	4 / 2	8 / 4	37 / 25	5-10	/ 12-32	1-9	/ 1-4
Oct 14	at Minnesota Duluth	3-4	3 / 4	5 / 7	23 / 32	6-12	/ 6-12	2-6	/ 1-6
Oct 15	at Minnesota Duluth	3-1	3 / 1	6 / 1	38 / 28	4-8	/ 3-6	1-3	/ 0-4
Oct 21	PENN STATE	3-3	3 / 3	4 / 6	33 / 32	9-18	/ 11-22	0-10	/ 1-8
Oct 22	PENN STATE	2-3	2 / 3	4 / 5	28 / 33	5-10	/ 6-12	2-6	/ 0-5
Oct 27	UCONN	2-4	2 / 4	4 / 7	49 / 25	1-2	/ 6-12	0-6	/ 1-1
Oct 28	UCONN	6-2	6 / 2	11 / 4	39 / 32	2-4	/ 1-2	1-1	/ 1-2
Nov 12	at Northeastern	5-2	5 / 2	10 / 4	28 / 25	4-8	/ 2-4	1-2	/ 2-4
Nov 13	at Northeastern	0-0	0 / 0	0 / 0	22 / 16	4-8	/ 6-12	0-4	/ 0-3
Nov 17	UMASS LOWELL	1-4	1 / 4	2 / 7	23 / 35	6-12	/ 5-10	0-4	/ 0-5
Nov 18	UMASS LOWELL	4-1	4 / 1	8 / 2	34 / 22	7-25	/ 4-8	0-4	/ 0-6
Nov 25	HOLY CROSS	5-3	5 / 3	8 / 4	30 / 20	2-4	/ 4-8	1-4	/ 1-2
Nov 26	CLARKSON	0-2	0 / 2	0 / 2	35 / 27	6-23	/ 8-16	0-7	/ 0-4
Dec 2	at Massachusetts	4-5	4 / 5	7 / 9	25 / 24	4-8	/ 2-4	1-2	/ 3-4
Dec 3	at Massachusetts	3-0	3 / 0	6 / 0	36 / 22	7-14	/ 4-8	0-2	/ 0-5
Dec 10	BOSTON COLLEGE	3-2	3 / 2	4 / 4	32 / 17	4-8	/ 6-12	1-6	/ 2-4
Dec 31	ALASKA	5-0	5 / 0	9 / 0	38 / 34	6-12	/ 6-12	2-5	/ 0-4
Jan 01	ALASKA	4-0	4 / 0	7 / 0	36 / 21	5-10	/ 5-21	2-5	/ 0-5
Jan 06	MICHIGAN TECH	3-1	3 / 1	4 / 2	26 / 28	5-10	/ 6-12	0-6	/ 1-5
Jan 07	MICHIGAN TECH	2-4	2 / 4	4 / 6	25 / 34	5-10	/ 4-8	1-3	/ 0-4
Jan 13	at Merrimack	2-1	2 / 1	3 / 2	36 / 22	6-12	/ 4-8	0-4	/ 1-6
Jan 14	at Merrimack	2-4	2 / 4	4 / 6	37 / 28	2-4	/ 3-6	1-3	/ 1-2
Totals		75-50	75 / 50	135 / 86	761 / 601	122-298	/ 145-363	23-121	/ 16-102

Note: Game totals are displayed in the format TEAM/OPPONENT for each category

Date	Opponent	Score	Att.	Record:	Overall	Home	Away	Neutral
* Oct 27	UCONN	L 2-4	2936	ALL GAMES	6-4-1	3-2-0	3-2-1	0-0-0
* Oct 28	UCONN	w 6-2	4065	CONFERENCE	6-4-1	3-2-0	3-2-1	0-0-0
* Nov 12	at Northeastern	w 5-2	3511	NON-CONFERENCE	0-0-0	0-0-0	0-0-0	0-0-0
* Nov 13	at Northeastern	T 0-0	1444					
* Nov 17	#5 UMASS LOWELL	L 1-4	3151					
* Nov 18	#5 UMASS LOWELL	w 4-1	4653					
* Dec 2	at Massachusetts	L 4-5	2481					
* Dec 3	at Massachusetts	w 3-0	3039					
* Dec 10	#3 BOSTON COLLEGE	w 3-2	5022					
* Jan 13	at Merrimack	w 2-1	2251					
* Jan 14	at Merrimack	L 2-4	2271					

#	Player	gp	g	a	pts	sh	sh%	pen-min	pp	sh
10	Anders Bjork	11	8	8	16	39	.205	3-6	1	1
15	Andrew Oglevie	11	5	6	11	32	.156	2-4	0	0
18	Jake Evans	11	4	6	10	36	.111	4-8	0	0
27	Bobby Nardella	10	2	6	8	27	.074	2-4	1	0
16	Connor Hurley	11	2	5	7	8	.250	5-10	0	0
4	Dennis Gilbert	11	0	7	7	15	.000	2-4	0	0
22	Andrew Peeke	11	3	3	6	21	.143	4-8	0	0
26	Cam Morrison	11	2	3	5	24	.083	1-2	0	0
3	Jordan Gross	11	2	2	4	33	.061	0-0	2	0
28	Jack Jenkins	11	1	2	3	27	.037	0-0	0	0
21	Joe Wegwerth	11	1	2	3	19	.053	1-2	1	0
11	Cal Burke	11	0	3	3	18	.000	1-2	0	0
25	Dylan Malmquist	11	0	3	3	19	.000	4-8	0	0
9	Dawson Cook	11	1	1	2	13	.077	3-6	0	0
6	Tory Dello	10	1	1	2	7	.143	5-21	0	0
2	Tony Bretzman	3	0	1	1	3	.000	0-0	0	0
29	Bo Brauer	3	0	0	0	1	.000	0-0	0	0
12	Felix Holmberg	3	0	0	0	3	.000	0-0	0	0
19	Mike O'Leary	9	0	0	0	4	.000	4-8	0	0
8	Ben Ostlie	6	0	0	0	1	.000	0-0	0	0
24	Luke Ripley	11	0	0	0	11	.000	6-12	0	0
Total		11	32	59	91	361	.089	47-105	5	1
Opponents		11	25	45	70	268	.093	43-86	11	0

TEAM STATISTICS	ND	OPP
SHOT STATISTICS		
Goals-Shot attempts	32-361	25-268
Shot pct.	.089	.093
Goals/Game	2.9	2.3
Shots/Game	32.8	24.4
POWER PLAYS		
Goals-Power Plays	5-38	11-42
Conversion Percent	.132	.262
Shot Attempts	55	52
Shot Percent	.091	.212
GOAL BREAKDOWN		
Power Play	5	11
Short-handed	1	0
Empty net	1	3
Penalty	0	0
Unassisted	1	1
Overtime	0	0
PENALTIES		
Number	47	43
Minutes	105	86
Penalties/Game	4.3	3.9
Pen minutes/Game	9.5	7.8

#	Goalie	gp	min	ga	gaavg	saves	save%	w-l-t
40	Cal Petersen	11	636:50	22	2.07	243	.917	6-4-1
TM	EMPTY NET	6	3:10	3	-	0	.000	0-0-0
Total		11	640:00	25	2.34	243	.907	6-4-1
Opponents		11	640:00	32	3.00	329	.911	4-6-1

Attendance Summary	ND	Opponent
Total	19827	14997
Dates/Avg Per Date	5/3965	6/2500
Neutral Site #/Avg	0/0	

Goals by Period	1st	2nd	3rd	Total
Notre Dame	3	13	16	32
Opponents	9	8	8	25

Saves by Period	1st	2nd	3rd	Total
Notre Dame	90	77	76	243
Opponents	103	129	97	329

Opponent	Date	Score	2 BRETZMAN,T	3 GROSS,JORD	4 GILBERT,DEN	6 DELLO,TORY	8 OSTLIE,BEN	9 COOK,DAWS	10 BJORK,ANDE	11 BURKE,CAL	12 HOLMBERG,F	15 OGLEVIE,AN	16 HURLEY,CON
ASU	Oct 07	9-2 W	DNP	1-2-3	0-1-1	0-2-2	DNP	DNP	2-1-3	0-1-1	0-0-0	1-2-3	0-2-2
ASU	Oct 08	4-2 W	0-0-0	0-1-1	0-0-0	0-0-0	0-0-0	0-0-0	2-2-4	0-0-0	DNP	0-0-0	1-2-3
at UMD	Oct 14	3-4 L	DNP	0-0-0	0-0-0	0-0-0	0-0-0	0-0-0	1-0-1	0-0-0	0-0-0	1-1-2	0-1-1
at UMD	Oct 15	3-1 W	0-0-0	1-0-1	0-0-0	0-0-0	0-0-0	0-0-0	0-2-2	0-0-0	DNP	1-0-1	0-1-1
PSU	Oct 21	3-3 t	DNP	1-1-2	0-0-0	0-0-0	0-0-0	0-1-1	0-1-1	0-0-0	0-0-0	1-0-1	0-0-0
PSU	Oct 22	2-3 L	0-0-0	0-1-1	0-0-0	0-0-0	0-0-0	0-0-0	0-0-0	0-0-0	DNP	0-2-2	0-0-0
UCONN	Oct 27	2-4 L	DNP	0-0-0	0-0-0	1-0-1	0-0-0	0-0-0	0-1-1	0-0-0	DNP	0-1-1	0-1-1
UCONN	Oct 28	6-2 W	DNP	0-0-0	0-2-2	0-1-1	DNP	0-1-1	2-2-4	0-0-0	0-0-0	0-1-1	1-1-2
at NU	Nov 12	5-2 W	DNP	1-0-1	0-2-2	0-0-0	DNP	0-0-0	0-2-2	0-0-0	0-0-0	1-2-3	0-0-0
at NU	Nov 13	0-0 t	DNP	0-0-0	0-0-0	0-0-0	0-0-0	0-0-0	0-0-0	0-0-0	0-0-0	0-0-0	0-0-0
UML	Nov 17	1-4 L	DNP	0-1-1	0-0-0	0-0-0	0-0-0	0-0-0	0-0-0	0-0-0	DNP	0-0-0	1-0-1
UML	Nov 18	4-1 W	DNP	0-0-0	0-0-0	0-0-0	0-0-0	1-0-1	1-1-2	0-2-2	DNP	0-0-0	0-1-1
HC	Nov 25	5-3 W	DNP	0-1-1	0-0-0	0-2-2	0-0-0	0-0-0	1-2-3	0-0-0	0-0-0	1-0-1	1-1-2
CLARKSON	Nov 26	0-2 L	DNP	0-0-0	0-0-0	0-0-0	DNP	0-0-0	0-0-0	0-0-0	DNP	0-0-0	0-0-0
at UMASS	Dec 2	4-5 L	DNP	0-1-1	0-0-0	0-0-0	DNP	0-0-0	2-0-2	0-0-0	DNP	0-1-1	0-1-1
at UMASS	Dec 3	3-0 W	0-1-1	0-0-0	0-1-1	DNP	0-0-0	0-0-0	0-1-1	0-1-1	DNP	1-0-1	0-0-0
BC	Dec 10	3-2 W	0-0-0	0-0-0	0-0-0	0-0-0	DNP	0-0-0	2-0-2	0-0-0	DNP	1-0-1	0-1-1
UAF	Dec 31	5-0 W	DNP	0-3-3	0-1-1	0-0-0	0-0-0	0-0-0	0-2-2	1-0-1	DNP	1-0-1	DNP
UAF	Jan 01	4-0 W	DNP	1-1-2	0-0-0	0-0-0	0-0-0	0-0-0	1-1-2	0-0-0	DNP	0-1-1	DNP
MTU	Jan 06	3-1 W	DNP	0-1-1	0-0-0	0-0-0	0-0-0	0-0-0	0-1-1	0-0-0	DNP	0-0-0	0-0-0
MTU	Jan 07	2-4 L	DNP	0-0-0	0-0-0	0-0-0	0-0-0	0-0-0	0-0-0	0-0-0	DNP	0-1-1	0-0-0
at MER	Jan 13	2-1 W	DNP	0-0-0	0-1-1	0-0-0	DNP	0-0-0	1-0-1	0-0-0	DNP	1-0-1	0-0-0
at MER	Jan 14	2-4 L	0-0-0	1-0-1	0-1-1	0-0-0	0-0-0	0-0-0	0-1-1	0-0-0	DNP	1-1-2	0-0-0

Opponent	Date	Score	18 EVANS,JAKE	19 O'LEARY,MIK	21 WEGWERTH,	22 PEEKE,ANDR	24 RIPLEY,LUKE	25 MALMQUIST,	26 MORRISON,C	27 NARDELLA,B	28 JENKINS,JAC	29 BRAUER,BO	32 MORRIS,CAL
ASU	Oct 07	9-2 W	0-1-1	0-0-0	0-1-1	0-0-0	0-0-0	1-1-2	0-2-2	2-1-3	0-0-0	2-0-2	0-0-0
ASU	Oct 08	4-2 W	0-0-0	0-0-0	DNP	0-0-0	0-0-0	1-2-3	0-0-0	0-1-1	0-0-0	DNP	DNP
at UMD	Oct 14	3-4 L	0-2-2	0-0-0	0-0-0	0-0-0	0-0-0	0-0-0	1-1-2	0-0-0	DNP	DNP	DNP
at UMD	Oct 15	3-1 W	0-0-0	0-0-0	0-0-0	0-0-0	DNP	1-2-3	0-0-0	0-1-1	DNP	0-0-0	DNP
PSU	Oct 21	3-3 t	1-1-2	0-0-0	0-0-0	0-0-0	0-0-0	0-0-0	0-0-0	0-0-0	DNP	DNP	DNP
PSU	Oct 22	2-3 L	0-1-1	0-0-0	2-0-2	0-0-0	DNP	0-0-0	0-0-0	0-0-0	DNP	0-0-0	DNP
UCONN	Oct 27	2-4 L	1-0-1	0-0-0	0-0-0	0-0-0	0-0-0	0-1-1	0-0-0	0-0-0	0-0-0	DNP	DNP
UCONN	Oct 28	6-2 W	0-1-1	0-0-0	1-0-1	0-1-1	0-0-0	0-1-1	1-0-1	0-0-0	1-0-1	DNP	DNP
at NU	Nov 12	5-2 W	1-2-3	0-0-0	0-0-0	1-0-1	0-0-0	0-0-0	1-1-2	0-1-1	0-0-0	DNP	DNP
at NU	Nov 13	0-0 t	0-0-0	DNP	0-0-0	0-0-0	0-0-0	0-0-0	0-0-0	0-0-0	0-0-0	DNP	DNP
UML	Nov 17	1-4 L	0-0-0	0-0-0	0-0-0	0-0-0	0-0-0	0-1-1	0-0-0	0-0-0	0-0-0	DNP	DNP
UML	Nov 18	4-1 W	0-0-0	DNP	0-0-0	1-1-2	0-0-0	0-0-0	0-0-0	1-2-3	0-1-1	0-0-0	DNP
HC	Nov 25	5-3 W	0-1-1	DNP	1-0-1	0-0-0	0-0-0	0-1-1	1-0-1	0-0-0	0-0-0	DNP	DNP
CLARKSON	Nov 26	0-2 L	0-0-0	0-0-0	0-0-0	0-0-0	0-0-0	0-0-0	0-0-0	0-0-0	0-0-0	0-0-0	DNP
at UMASS	Dec 2	4-5 L	0-1-1	0-0-0	0-0-0	1-1-2	0-0-0	0-0-0	0-0-0	1-2-3	0-0-0	0-0-0	DNP
at UMASS	Dec 3	3-0 W	2-0-2	0-0-0	0-1-1	0-0-0	0-0-0	0-0-0	0-1-1	0-0-0	0-0-0	DNP	DNP
BC	Dec 10	3-2 W	0-1-1	0-0-0	0-1-1	0-0-0	0-0-0	0-0-0	0-1-1	0-0-0	0-0-0	DNP	DNP
UAF	Dec 31	5-0 W	0-1-1	0-0-0	0-0-0	0-0-0	0-0-0	2-0-2	1-1-2	0-1-1	0-0-0	0-0-0	DNP
UAF	Jan 01	4-0 W	1-0-1	0-0-0	0-1-1	0-1-1	0-0-0	0-2-2	0-0-0	0-0-0	1-0-1	0-0-0	DNP
MTU	Jan 06	3-1 W	1-0-1	0-0-0	1-0-1	0-1-1	0-0-0	0-1-1	0-0-0	0-0-0	1-0-1	0-0-0	DNP
MTU	Jan 07	2-4 L	0-1-1	0-0-0	0-0-0	0-2-2	0-0-0	0-0-0	1-0-1	1-0-1	0-0-0	DNP	DNP
at MER	Jan 13	2-1 W	0-0-0	0-0-0	0-0-0	0-0-0	0-0-0	0-0-0	0-0-0	0-1-1	0-1-1	0-0-0	DNP
at MER	Jan 14	2-4 L	0-1-1	0-0-0	0-0-0	0-0-0	0-0-0	0-0-0	0-0-0	DNP	0-0-0	DNP	DNP

Hockey Game Box Score (Final)
Arizona State vs #8 Notre Dame (Oct 07, 2016 at Notre Dame, Ind.)

Arizona State (0-1-0) vs. Notre Dame (1-0-0, 0-0-0 HEA)
Date: Oct 07, 2016 • Location: Notre Dame, Ind. • Arena: Compton Ice Arena
Attendance: 3356 • Start time: 7:35 PM • End time: 10:10 PM • Total time: 2:45

TEAM SUMMARY
Arizona State 1 2 3 Tot +/-
Notre Dame 1 2 3 Tot +/-

GOALTENDERS
Arizona State Dec Min GA 1 2 3 Saves
Notre Dame Dec Min GA 1 2 3 Saves

PENALTY SUMMARY
Prd Player Team Min/Offense Time
Prd Player Team Min/Offense Time

Hockey Game Box Score (Final)
Arizona State vs #8 Notre Dame (Oct 08, 2016 at Notre Dame, Ind.)

Arizona State (0-2-0) vs. Notre Dame (2-0-0, 0-0-0 HEA)
Date: Oct 08, 2016 • Location: Notre Dame, Ind. • Arena: Compton Ice Arena
Attendance: 3554 • Start time: 7:05 PM • End time: 9:23 PM • Total time: 2:18

TEAM SUMMARY
Arizona State 1 2 3 Tot +/-
Notre Dame 1 2 3 Tot +/-

GOALTENDERS
Arizona State Dec Min GA 1 2 3 Saves
Notre Dame Dec Min GA 1 2 3 Saves

PENALTY SUMMARY
Prd Player Team Min/Offense Time
Prd Player Team Min/Offense Time

Win-Cal Petersen (2-0-0), Loss-Robert Levin (0-1-0).
Referee's signature

Hockey Game Box Score (Final)
#5 Notre Dame vs #4 Minnesota Duluth (Oct 14, 2016 at Duluth, Minn.)

Notre Dame (2-1-0)(0-0-0 HEA) vs. Minnesota Duluth (3-0-2)(0-0-0 NCHC)
Date: Oct 14, 2016 • Location: Duluth, Minn. • Arena: AMSOL Arena
Attendance: 5526 • Start time: 9:27 pm • End time: 9:27 • Total time: 2:20

Prd Time Team Scored by Assists Vis. on ice Home on ice
Goals by Period
Team 1 2 3 Tot
ASU 1 0 1 2
ND 3 3 3 9

TEAM SUMMARY
Notre Dame 1 2 3 Tot +/-
Minnesota Duluth 1 2 3 Tot +/-

GOALTENDERS
Notre Dame Dec Min GA 1 2 3 Saves
Minnesota Duluth Dec Min GA 1 2 3 Saves

PENALTY SUMMARY
Prd Player Team Min/Offense Time
Prd Player Team Min/Offense Time

Win-Nick Deery (1-0-2), Loss-Cal Petersen (2-1-0).

Hockey Game Box Score (Final)
#5 Notre Dame vs #4 Minnesota Duluth (Oct 15, 2016 at Duluth, Minn.)

Notre Dame (3-1-0)(0-0-0 HEA) vs. Minnesota Duluth (3-1-2)(0-0-0 NCHC)
Date: Oct 15, 2016 • Location: Duluth, Minn. • Arena: AMSOL Arena
Attendance: 6014 • Start time: 7:07 pm • End time: 9:20 • Total time: 2:13

Prd Time Team Scored by Assists Vis. on ice Home on ice
Goals by Period
Team 1 2 3 Tot
UMD 1 2 0 3
UMD 3 1 0 4

TEAM SUMMARY
Notre Dame 1 2 3 Tot +/-
Minnesota Duluth 1 2 3 Tot +/-

GOALTENDERS
Notre Dame Dec Min GA 1 2 3 Saves
Minnesota Duluth Dec Min GA 1 2 3 Saves

PENALTY SUMMARY
Prd Player Team Min/Offense Time
Prd Player Team Min/Offense Time

Win-Cal Petersen (3-1-0), Loss-Hunter Shepard (0-1-0).
Referee's signature

Hockey Game Box Score (Final) Penn State vs #3 Notre Dame (Oct 21, 2016 at Notre Dame, Ind.)

Penn State (3-1-1, 0-0-0 BIG) vs. Notre Dame (3-1-1, 0-0-0 HEA) Date: Oct 21, 2016 • Location: Notre Dame, Ind. • Arena: Compton Family Arena Attendance: 3411 • Start time: 7:35 PM • End time: 10:02 PM • Total time: 2:27

Table with columns: Prd, Time, Team, Scored by, Assists, Vis. on ice, Home on ice, Goals by Period, Shots by Period, Power Play Goals-Att (SH), and TEAM SUMMARY.

GOALTENDERS table with columns: #, Penn State, Dec, Min, GA, 1, 2, 3, OT, Saves, #, Notre Dame, Dec, Min, GA, 1, 2, 3, OT, Saves.

PENALTY SUMMARY table with columns: Prd, Player, Team, Min/Offense, Time, Prd, Player, Team, Min/Offense, Time.

Penn State-Jones, Peyton (2-0-1). Notre Dame-Cal Petersen (3-1-1). Timeout by Penn State at 1:39 in OT period.

Referee's signature

Hockey Game Box Score (Final) Penn State vs #3 Notre Dame (Oct 22, 2016 at Notre Dame, Ind.)

Penn State (3-1-1, 0-0-0 BIG) vs. Notre Dame (3-2-1, 0-0-0 HEA) Date: Oct 22, 2016 • Location: Notre Dame, Ind. • Arena: Compton Ice Arena Attendance: 3518 • Start time: 7:10 PM • End time: 9:30 PM • Total time: 2:20

Table with columns: Prd, Time, Team, Scored by, Assists, Vis. on ice, Home on ice, Goals by Period, Shots by Period, Power Play Goals-Att (SH), and TEAM SUMMARY.

GOALTENDERS table with columns: #, Penn State, Dec, Min, GA, 1, 2, 3, OT, Saves, #, Notre Dame, Dec, Min, GA, 1, 2, 3, OT, Saves.

PENALTY SUMMARY table with columns: Prd, Player, Team, Min/Offense, Time, Prd, Player, Team, Min/Offense, Time.

Win-Jones, Peyton (3-0-1). Loss-Cal Petersen (3-2-1). PSU Timeout at 12:49 of 2nd Period.

Referee's signature

Hockey Game Box Score (Final) UCONN vs #6 Notre Dame (Oct 27, 2016 at Notre Dame, Ind.)

UCONN (3-1-2, 1-0-0 HEA) vs. Notre Dame (3-3-1, 0-1-0 HEA) Date: Oct 27, 2016 • Location: Notre Dame, Ind. • Arena: Compton Family Arena Attendance: 2936 • Start time: 7:35 PM • End time: 9:58 PM • Total time: 2:23

Table with columns: Prd, Time, Team, Scored by, Assists, Vis. on ice, Home on ice, Goals by Period, Shots by Period, Power Play Goals-Att (SH), and TEAM SUMMARY.

GOALTENDERS table with columns: #, UCONN, Dec, Min, GA, 1, 2, 3, Saves, #, Notre Dame, Dec, Min, GA, 1, 2, 3, Saves.

PENALTY SUMMARY table with columns: Prd, Player, Team, Min/Offense, Time, Prd, Player, Team, Min/Offense, Time.

Win-Huska, Adam (1-1-1). Loss-Cal Petersen (3-3-1). Referee's signature

Hockey Game Box Score (Final) UCONN vs #6 Notre Dame (Oct 28, 2016 at Notre Dame, Ind.)

UCONN (3-2-3, 1-1-0) vs. Notre Dame (4-3-1, 1-1-0) Date: Oct 28, 2016 • Location: Notre Dame, Ind. • Arena: Compton Ice Arena Attendance: 4065 • Start time: 7:35 PM • End time: 9:35 • Total time: 2:00

Table with columns: Prd, Time, Team, Scored by, Assists, Vis. on ice, Home on ice, Goals by Period, Shots by Period, Power Play Goals-Att (SH), and TEAM SUMMARY.

GOALTENDERS table with columns: #, UCONN, Dec, Min, GA, 1, 2, 3, Saves, #, Notre Dame, Dec, Min, GA, 1, 2, 3, Saves.

PENALTY SUMMARY table with columns: Prd, Player, Team, Min/Offense, Time, Prd, Player, Team, Min/Offense, Time.

Win-Cal Petersen (4-3-1). Loss-Nichols, Rob (2-1-2). Referee's signature



Hockey Game Box Score (Final)
#9 Notre Dame vs Northeastern (Nov 12, 2016 at Boston, Mass.)

Notre Dame (5-3-1, 2-1-1 HEA) vs. Northeastern (3-4-3, 0-3-1 HEA)
Date: Nov 12, 2016 • Location: Boston, Mass. • Arena: Matthews Arena
Attendance: 3511 • Start time: 7:00pm • End time: 9:20pm • Total time: 2:20

Table with columns: Prd, Time, Team, Scored by, Assists, Vis. on ice, Home on ice, Goals by Period. Includes player names like Sikura, Dylan/4 and Gaudette, Adam/7.

TEAM SUMMARY table with columns: #, Notre Dame, 1, 2, 3, Tot +/-, #, Northeastern, 1, 2, 3, Tot +/-.

GOALTENDERS table with columns: #, Notre Dame, Dec, Min, GA, 1, 2, 3, Saves, #, Northeastern, Dec, Min, GA, 1, 2, 3, Saves.

PENALTY SUMMARY table with columns: Prd, Player, Team, Min/Offense, Time, Prd, Player, Team, Min/Offense, Time.

Win-Cal Petersen (5-3-1). Loss-Ruck, Ryan (3-4-3). Referee's signature

Hockey Game Box Score (Final)
#9 Notre Dame vs Northeastern (Nov 13, 2016 at Boston, Mass.)

Notre Dame (5-3-2, 2-1-1) vs. Northeastern (3-4-4, 0-3-2)
Date: Nov 13, 2016 • Location: Boston, Mass. • Arena: Matthews Arena
Attendance: 1444 • Start time: 3:00 pm • End time: 4:28 pm • Total time: 1:28

Table with columns: Prd, Time, Team, Scored by, Assists, Vis. on ice, Home on ice, Goals by Period. Includes player names like Jordan Gross and Owens, Trevor.

TEAM SUMMARY table with columns: #, Notre Dame, 1, 2, 3, Tot +/-, #, Northeastern, 1, 2, 3, Tot +/-.

GOALTENDERS table with columns: #, Notre Dame, Dec, Min, GA, 1, 2, 3, Saves, #, Northeastern, Dec, Min, GA, 1, 2, 3, Saves.

PENALTY SUMMARY table with columns: Prd, Player, Team, Min/Offense, Time, Prd, Player, Team, Min/Offense, Time.

Notre Dame-Cal Petersen (5-3-2). Northeastern-Theut, Jake (0-0-1). Referee's signature

Hockey Game Box Score (Final)
#5 UMass Lowell vs #9 Notre Dame (Nov 17, 2016 at Notre Dame, Ind.)

UMass Lowell (8-3-2, 4-1-0 HEA) vs. Notre Dame (5-4-2, 2-2-1 HEA)
Date: Nov 17, 2016 • Location: Notre Dame, Ind. • Arena: Compton Family Arena
Attendance: 3151 • Start time: 7:35 PM • End time: 9:35 PM • Total time: 2:00

Table with columns: Prd, Time, Team, Scored by, Assists, Vis. on ice, Home on ice, Goals by Period. Includes player names like Panico, Tommy and Smith, C.J./8.

TEAM SUMMARY table with columns: #, UMass Lowell, 1, 2, 3, Tot +/-, #, Notre Dame, 1, 2, 3, Tot +/-.

GOALTENDERS table with columns: #, UMass Lowell, Dec, Min, GA, 1, 2, 3, Saves, #, Notre Dame, Dec, Min, GA, 1, 2, 3, Saves.

PENALTY SUMMARY table with columns: Prd, Player, Team, Min/Offense, Time, Prd, Player, Team, Min/Offense, Time.

Win-Wall, Tyler (8-2-1). Loss-Cal Petersen (5-4-2). Referee's signature

Hockey Game Box Score (Final)
#5 UMass Lowell vs #9 Notre Dame (Nov 18, 2016 at Notre Dame, Ind.)

UMass Lowell (8-4-2, 4-2-0 HEA) vs. Notre Dame (6-4-2, 3-2-1 HEA)
Date: Nov 18, 2016 • Location: Notre Dame, Ind. • Arena: Compton Family Arena
Attendance: 4653 • Start time: 7:35 PM • End time: 9:45 PM • Total time: 2:10

Table with columns: Prd, Time, Team, Scored by, Assists, Vis. on ice, Home on ice, Goals by Period. Includes player names like Panico, Tommy and Anders Bjork/8.

TEAM SUMMARY table with columns: #, UMass Lowell, 1, 2, 3, Tot +/-, #, Notre Dame, 1, 2, 3, Tot +/-.

GOALTENDERS table with columns: #, UMass Lowell, Dec, Min, GA, 1, 2, 3, Saves, #, Notre Dame, Dec, Min, GA, 1, 2, 3, Saves.

PENALTY SUMMARY table with columns: Prd, Player, Team, Min/Offense, Time, Prd, Player, Team, Min/Offense, Time.

Win-Cal Petersen (6-4-2). Loss-Hernberg, Chris (0-1-1). Referee's signature

#3 Boston College vs #13 Notre Dame (Dec 10, 2016 at Notre Dame, Ind.)

Boston College (13-6-1, 8-1-1 HEA) vs. Notre Dame (9-6-2, 5-3-1 HEA)
Date: Dec 10, 2016 • Location: Notre Dame, Ind. • Arena: Compton Ice Arena
Attendance: 5022 • Start time: 7:10 PM • End time: 9:25 PM • Total time: 2:15

Table with columns: Prd, Time, Team, Scored by, Assists, Vis. on ice, Home on ice, Goals by Period. Shows game progression from 1st to 3rd period.

TEAM SUMMARY

Summary table for Boston College and Notre Dame with columns: #, Team, 1, 2, 3, Tot +/-, Goals, Saves, Penalties.

GOALTENDERS

Goaltender statistics for Boston College and Notre Dame.

PENALTY SUMMARY

Penalty summary table listing player names, teams, and times of infractions.

Win-Cal Petersen (9-6-2). Loss-Joe Woll (10-6-1).

Referee's signature

Hockey Game Box Score (Final) Alaska vs #12 Notre Dame (Dec 31, 2016 at Notre Dame, Ind.)

Alaska (6-13-2, 5-9-2 WCHA) vs. Notre Dame (10-6-2, 5-3-1 HEA)
Date: Dec 31, 2016 • Location: Notre Dame, Ind. • Arena: Compton Family Arena
Attendance: 4149 • Start time: 4:05 PM • End time: 6:16 PM • Total time: 2:11

Table with columns: Prd, Time, Team, Scored by, Assists, Vis. on ice, Home on ice, Goals by Period. Shows game progression from 1st to 3rd period.

TEAM SUMMARY

Summary table for Alaska and Notre Dame with columns: #, Team, 1, 2, 3, Tot +/-, Goals, Saves, Penalties.

GOALTENDERS

Goaltender statistics for Alaska and Notre Dame.

PENALTY SUMMARY

Penalty summary table listing player names, teams, and times of infractions.

Win-Cal Petersen (10-6-2). Loss-Jones, Davis (1-5-1).

Referee's signature

Hockey Game Box Score (Final) Alaska vs #12 Notre Dame (Jan 01, 2017 at Notre Dame, Ind.)

Alaska (6-14-2, 5-9-2 WCHA) vs. Notre Dame (11-6-2, 5-3-1 HEA)
Date: Jan 01, 2017 • Location: Notre Dame, Ind. • Arena: Compton Ice Arena
Attendance: 4023 • Start time: 2:05 PM • End time: 4:10 PM • Total time: 2:05

Table with columns: Prd, Time, Team, Scored by, Assists, Vis. on ice, Home on ice, Goals by Period. Shows game progression from 1st to 2nd period.

TEAM SUMMARY

Summary table for Alaska and Notre Dame with columns: #, Team, 1, 2, 3, Tot +/-, Goals, Saves, Penalties.

GOALTENDERS

Goaltender statistics for Alaska and Notre Dame.

PENALTY SUMMARY

Penalty summary table listing player names, teams, and times of infractions.

Win-Cal Petersen (11-6-2). Loss-Jens, Jesse (5-9-1).

Referee's signature

Hockey Game Box Score (Final) Michigan Tech vs #12 Notre Dame (Jan 06, 2017 at Notre Dame, Ind.)

Michigan Tech (13-9-3, 11-3-2 WCHA) vs. Notre Dame (12-6-2, 5-3-1 HEA)
Date: Jan 06, 2017 • Location: Notre Dame, Ind. • Arena: Compton Family Arena
Attendance: 4328 • Start time: 7:40 PM • End time: 9:57 PM • Total time: 2:17

Table with columns: Prd, Time, Team, Scored by, Assists, Vis. on ice, Home on ice, Goals by Period. Shows game progression from 1st to 3rd period.

TEAM SUMMARY

Summary table for Michigan Tech and Notre Dame with columns: #, Team, 1, 2, 3, Tot +/-, Goals, Saves, Penalties.

GOALTENDERS

Goaltender statistics for Michigan Tech and Notre Dame.

PENALTY SUMMARY

Penalty summary table listing player names, teams, and times of infractions.

Win-Cal Petersen (12-6-2). Loss-Angus Redmond (12-4-1).

Referee's signature

Hockey Game Box Score (Final) Michigan Tech vs #12 Notre Dame (Jan 07, 2017 at Notre Dame, Ind.)

Michigan Tech (14-9-3, 11-3-2 WCHA) vs. Notre Dame (12-7-2, 5-3-1 HEA) Date: Jan 07, 2017 • Location: Notre Dame, Ind. • Arena: Caperon Family Arena Attendance: 4741 • Start time: 7:10 PM • End time: 9:35 PM • Total time: 2:25

Box score table for Michigan Tech vs #12 Notre Dame, including columns for Prd, Time, Team, Scored by, Assists, Vis. on ice, Home on ice, Goals by Period, Shots by Period, Power Play Goals-Att (Sh), Penalties-Minutes by Prd, and GOALTENDERS.

Referee's signature

Hockey Game Box Score (Final) #13 Notre Dame vs Merrimack (01/13/17 at North Andover, Mass.)

Notre Dame (13-7-2, 6-3-1 HEA) vs. Merrimack (7-11-3, 1-5-3 HEA) Date: 01/13/17 • Location: North Andover, Mass. • Arena: Lawler Rink Attendance: 2251 • Start time: 7:05pm • End time: 9:12pm • Total time: 2:07

Box score table for #13 Notre Dame vs Merrimack, including columns for Prd, Time, Team, Scored by, Assists, Vis. on ice, Home on ice, Goals by Period, Shots by Period, Power Play Goals-Att (Sh), Penalties-Minutes by Prd, and GOALTENDERS.

Referee's signature

Hockey Game Box Score (Final) #13 Notre Dame vs Merrimack (01/14/17 at North Andover, Mass.)

Notre Dame (13-8-2, 6-4-1 HEA) vs. Merrimack (8-11-3, 2-5-3 HEA) Date: 01/14/17 • Location: North Andover, Mass. • Arena: Lawler Rink Attendance: 2271 • Start time: 6:05pm • End time: 8:18pm • Total time: 2:13

Box score table for #13 Notre Dame vs Merrimack, including columns for Prd, Time, Team, Scored by, Assists, Vis. on ice, Home on ice, Goals by Period, Shots by Period, Power Play Goals-Att (Sh), Penalties-Minutes by Prd, and GOALTENDERS.

Referee's signature



#2 Tony Bretzman

Jr. | F | Mendota Heights, Minnesota
Langley Rivermen (BCHL)

Career Highs

Goals: 1 (2x - vs. UConn 11/1/15)
Assists: 1 (2x - at UMass 12/3/16)
Points: 1 (4x - at UMass 12/3/16)
Multi-point games: n/a
Point Streak: n/a

2016-17 Notes

- Notched an assist in Notre Dame's 3-0 win at UMass (Dec. 3), which was his fourth game of the season.

Bretzman's Career Stats

Season	GP	G	A	Points	Shots	Shot%	Pen-Min	+/-	PPG	SHG	GWG
2014-15	17	1	1	2	8	.125	3-6	-2	0	0	1
2015-16	8	1	0	1	5	.200	2-4	+2	0	0	0
2016-17	6	0	1	1	4	.000	0-0	-1	0	0	0
TOTAL	31	2	2	4	17	.118	5-10	-1	0	0	1



#3 Jordan Gross

JR. | D | Maple Grove, Minnesota
Green Bay Gamblers (USHL)

2016-17 Notes

- Opened the season with a three-point game (1G, 2A) against Arizona State (Oct. 7), tying his career high mark in the 9-2 win.
- Gross has played 102 consecutive games to start his Notre Dame career.
- Notched the third period, game tying goal in Notre Dame's 3-3 tie with Penn State on Oct. 21 (also had an assist in that game).
- Notched a power-play goal in Notre Dame's 5-2 win at Northeastern (Nov. 12).
- Notched a career-high three assists in Notre Dame's 5-0 win over Alaska (Dec. 31) and then added a goal and an assist in the 4-0 game two win over the Nanooks (Jan. 1) for a five-point weekend.

Career Highs

Goals: 2 (2x - vs. Northeastern 11/12/15)
Assists: 3 (vs. Alaska 12/31/16)
Points: 3 (2x - Arizona State 10/7/16)
Multi-point games: 19
Point Streak: 9 games
(Dec. 5 - Jan. 23, 2015; 3-8-11)

Gross's Career Stats

Season	GP	G	A	Points	Shots	Shot%	Pen-Min	+/-	PPG	SHG	GWG
2014-15	42	7	21	28	92	.076	7-14	+8	1	0	1
2015-16	37	9	22	31	113	.080	11-30	+15	2	0	1
2016-17	23	6	13	19	83	.072	6-12	+7	4	0	1
TOTAL	102	22	56	78	288	.076	24-56	+30	7	0	3



#4 Dennis Gilbert

So. | D | Buffalo, New York
Chicago Steel (USHL)

Career Highs

Goals: 1 (2x - at BC 12/10/15)
Assists: 2 (4x - at Northeastern 11/12/16)
Points: 2 (4x - at Northeastern 11/12/16)
Multi-point games: 5
Point Streak: 3 games
(Oct. 31 - Nov. 6, 2015; 0-4-4)

2016-17 Notes

- Tied a career high with two assists in Notre Dame's 6-2 win over UConn (Oct. 28).
- Then had a two-assist game in Notre Dame's next contest, a 5-2 win at Northeastern (Nov. 12).

Gilbert's Career Stats

Season	GP	G	A	Points	Shots	Shot%	Pen-Min	+/-	PPG	SHG	GWG
2015-16	37	2	8	10	54	.037	17-34	+5	1	0	1
2016-17	23	0	9	9	29	.000	5-10	+16	0	0	0
TOTAL	60	2	17	19	83	.024	22-44	+21	1	0	1



#6 Tory Dello

Rr. | D | Crystal Lake, Illinois
Tri-City Storm (USHL)

Career Highs

Goals: 1 (vs. UConn 10/27/16)
Assists: 2 (vs. Holy Cross 11/25/16)
Points: 2 (vs. Holy Cross 11/25/16)
Multi-point games: 1
Point Streak: 2 games
(Oct. 27-28, 2016; 1-1-2)


2016-17 Notes

- Registered his first career point in his first career game by notching an assist on Anders Bjork's game-winning, power-play goal against Arizona State (Oct. 7).

- Notched his first career goal in the 4-2 loss to UConn (Oct. 27).
- Had a career-high two assists in Notre Dame's 5-3 win over Holy Cross in the Shillelagh Tournament.

Dello's Career Stats

Season	GP	G	A	Points	Shots	Shot%	Pen-Min	+/-	PPG	SHG	GWG
2016-17	22	1	5	6	37	.027	15-49	+4	0	0	0
TOTAL	22	1	5	6	37	.027	15-49	+4	0	0	0



#8 Ben Ostlie

Sr. | F | Edina, Minnesota
Omaha Lancers (USHL)

Career Highs

Goals: 1 (2x - at PSU 10/17/15)
Assists: 1 (3x - vs. Western Michigan 1/8/16)
Points: 1 (5x - vs. Western Michigan 1/8/16)
Multi-point games: n/a

2016-17 Notes

Ostlie's Career Stats

Season	GP	G	A	Points	Shots	Shot%	Pen-Min	+/-	PPG	SHG	GWG
2013-14	12	0	0	0	10	.000	3-6	-3	0	0	0
2014-15	24	1	2	3	13	.077	2-4	0	0	0	0
2015-16	27	1	1	2	17	.059	2-4	-5	0	0	0
2016-17	16	0	0	0	6	.000	3-6	-1	0	0	0
TOTAL	79	2	3	5	46	.043	10-20	-9	0	0	0



#9 Dawson Cook

Jr. | F | Cadillac, Michigan
Green Bay Gamblers (USHL)

Career Highs

Goals: 1 (5x - vs. UMass Lowell 11/18/16)
Assists: 1 (4x - vs. UConn 10/28/16)
Points: 1 (9x - vs. UMass Lowell 11/18/16)
Multi-point games: n/a
Point Streak: 2 games
(Nov. 28 - Dec. 4, 2015)

2016-17 Notes

- Scored in Notre Dame's 4-1 win over then No. 4/5 UMass Lowell (Nov. 18).

Cook's Career Stats

Season	GP	G	A	Points	Shots	Shot%	Pen-Min	+/-	PPG	SHG	GWG
2014-15	35	1	1	2	11	.091	4-8	-6	0	0	0
2015-16	32	3	1	4	16	.188	2-4	-2	0	0	1
2016-17	22	1	2	3	23	.043	4-8	+2	0	0	0
TOTAL	89	5	4	9	50	.100	10-20	-6	0	0	1



#10 Anders Bjork

Jr. | F | Mequon, Wisconsin
U.S. National U-18 Team

Career Highs

Goals: 2 (6x - vs. BC 12/10/16)
Assists: 2 (14x - vs. Alaska 12/31/16)
Points: 4 (2x - vs. UConn 10/28/16)
Multi-point games: 21
Point Streak: 10 games
(Nov. 28 - Jan. 23, 2016; 7-8-15)

2016-17 Notes

- Opened the season by scoring two goals and adding an assist in Notre Dame's 9-2 win over Arizona State (Oct. 7).
- The next night against the Sun Devils, posted a career-high four points on two goals and two assists.
- Had the game-winning goal on both wins over Arizona State and was named the Hockey East Player of the Week for his seven-point weekend (Oct. 10).
- Scored a highlight reel goal at Minnesota Duluth (Oct. 14) when he beat the defense and finished with a high wrist shot for his fifth goal of the season.
- Had a pair of assists in Notre Dame's 3-1 win at No. 4 Minnesota Duluth (Oct. 15).
- Posted his second four-point game of the season in Notre Dame's 6-2 win over UConn (Oct. 28), including two goals and two assists.

- Finished October with 16 points (7-9-17) and was named the Hockey East Player of the Month.
- Had a goal and two assists to lead Notre Dame past Holy Cross, 5-3, in the opening round of the Shillelagh Tournament (Nov. 25).
- Had two third-period goals in Notre Dame's 5-4 loss at UMass (Dec. 2).
- Scored two goals, including the shorthanded game-winning tally, in Notre Dame's comeback win, 3-2, over then No. 3/4 Boston College (Dec. 10).
- Was named the Hockey East Player of the Week on Dec. 12 following his performance against the Eagles.
- Notched two assists in Notre Dame's 5-0 win over Alaska (Dec. 31) and then added a goal and an assist in the 4-0 game two win over the Nanooks (Jan. 1) for a four-point weekend.
- Scored the third period game winner in Notre Dame's 2-1 win at Merrimack (Jan. 13).

Bjork's Career Stats

Season	GP	G	A	Points	Shots	Shot%	Pen-Min	+/-	PPG	SHG	GWG
2014-15	41	7	15	22	74	.095	7-14	-3	1	1	0
2015-16	35	12	23	35	92	.130	4-8	+28	3	0	0
2016-17	23	15	20	35	80	.188	4-8	+14	3	1	5
TOTAL	99	34	58	92	246	.138	15-30	+39	7	2	5



#11 Cal Burke

Fr. | F | Boxborough, Massachusetts
Cedar Rapids RoughRiders (USHL)

Career Highs

Goals: 1 (vs. Alaska 12/31/16)
Assists: 2 (vs. UMass Lowell 11/18/16)
Points: 2 (vs. UMass Lowell 11/18/16)
Multi-point games: 1
Point Streak: --

2016-17 Notes

- Opened his Irish career by notching an assist in the first game of the season, a 9-2 win over Arizona State (Oct. 7).
- Posted his first career multi-point game with two assists in Notre Dame's 4-1 win over UMass Lowell (Nov. 18).

- Scored his first career goal in Notre Dame's 5-0 win over Alaska (Dec. 31).

Burke's Career Stats

Season	GP	G	A	Points	Shots	Shot%	Pen-Min	+/-	PPG	SHG	GWG
2016-17	23	1	4	5	35	.029	4-8	-2	0	0	0
TOTAL	23	1	4	5	35	.029	4-8	-2	0	0	0



#12 Felix Holmberg

Fr. | F | Stockholm, Sweden
AIK J20 (SuperElit)

Career Highs

Goals: --
Assists: --
Points: --
Multi-point games: --
Point Streak: --

2016-17 Notes

- Made his Irish debut in Notre Dame's 9-2 season-opening victory over Arizona State (Oct. 7)
- Holmberg is the fifth European to play for the Irish and the third from Stockholm, Sweden (Calle Ridderwall was the last from 2077-11).

Holmberg's Career Stats

Season	GP	G	A	Points	Shots	Shot%	Pen-Min	+/-	PPG	SHG	GWG
2016-17	7	0	0	0	4	.000	0-0	0	0	0	0
TOTAL	7	0	0	0	4	.000	0-0	0	0	0	0



#15 Andrew Oglevie

So. | F | Fullerton, California
Cedar Rapids RoughRiders

Career Highs

Goals: 2 (vs. Merrimack 1/15/16)
Assists: 2 (4x - at Northeastern 11/12/16)

Points: 3 (3x - at Northeastern 11/12/16)
Multi-point games: 7
Point Streak: 7 games
(Oct. 14 - Nov. 12, 2016; 4-7-11)


2016-17 Notes

- Opened the season by tying his career-high point total with three (1G, 2A) in Notre Dame's season-opening 92 win over Arizona State.
- Had a power-play goal and an assist in Notre Dame's 4-3 loss at #4 Minnesota Duluth (Oct. 14).
- Added a power-play goal in Notre Dame's 3-1 win at Minnesota Duluth (Oct. 15).
- Had a goal and two assists in Notre Dame's 5-2 win at Northeastern (Nov.

- 12).
- Scored the first (and game-winning) goal in Notre Dame's 3-0 win at UMass (Dec. 3).
- Scored the game-tying goal in Notre Dame's 3-2 comeback win over then No. 3/4 Boston College (Dec. 10).
- Had a power-play goal to put the Irish up 3-0 in Notre Dame's 5-0 win over Alaska (Dec. 31).
- Scored the game-tying goal in Notre Dame's 2-1 win at Merrimack (Jan. 13).
- Had a goal and an assist in Notre Dame's 4-2 loss at Merrimack (Jan. 14).

Oglevie's Career Stats

Season	GP	G	A	Points	Shots	Shot%	Pen-Min	+/-	PPG	SHG	GWG
2015-16	31	5	4	9	59	.085	4-8	+9	0	0	2
2016-17	23	11	13	24	77	.143	3-6	+8	4	0	1
TOTAL	54	16	17	33	136	.118	7-14	+17	4	0	3



#16 Connor Hurley

Jr. | F | Edina, Minnesota
Green Bay Gamblers (USHL)

Career Highs


Goals: 1 (11x - vs. UConn 10/28/16)
Assists: 3 (vs. UConn 11/1/15)
Points: 3 (2x - vs. Arizona State 10/8/16)
Multi-point games: 12
Point Streak: 3 games
(Oct. 18-25, 2014; 1-4-5)

2016-17 Notes

- Opened the season with a two assist game against Arizona State (Oct. 7).
- Followed with a goal and an two assists in game two versus the Sun Devils (Oct. 8), tying his career high with three points in the game.
- Had a goal and an assist in Notre Dame’s 6-2 win over UConn (Oct. 28).
- Scored the opening goal and added an assist in Notre Dame’s 5-3 win over Holy Cross in the Shillelagh Tournament (Nov. 25).

Hurley’s Career Stats

Season	GP	G	A	Points	Shots	Shot%	Pen-Min	+/-	PPG	SHG	GWG
2014-15	41	4	10	14	59	.068	3-6	+5	0	0	1
2015-16	36	6	12	18	56	.107	5-10	+7	2	0	0
2016-17	21	4	12	16	26	.154	11-22	+5	0	0	1
TOTAL	98	14	34	48	141	.099	19-38	+17	2	0	2



#17 Peter Mark

Jr. | D | Minneapolis, Minn.
Saint Thomas Academy

Career Highs

Goals: --
Assists: --
Points: --
Multi-point games: --
Point Streak: --

2016-17 Notes

- Joined the Irish for the 2016-17 season after playing the previous two seasons with Notre Dame’s club team.

Mark’s Career Stats



#18 Jake Evans

Jr. | F | Toronto, Ontario
St. Michael's Buzzers (OJHL)

Career Highs

Goals: 2 (2x - at UMass 12/3/16)
Assists: 3 (2x - vs. Minnesota 11/6/15)
Points: 3 (5x - at Northeastern 11/12/16)
Multi-point games: 15
Point Streak: 7 games
(Dec. 2-pres; 4-4-8)

2016-17 Notes

- Had a two assist game at No. 4 Minnesota Duluth (Oct. 14).
- Scored his first career shorthanded goal in Notre Dame's 3-3 overtime tie with Penn State (Oct. 21).
- Had a goal and two assists in Notre Dame's 5-2 win at Northeastern (Nov. 12).
- Scored the second and third (empty net) goals in Notre Dame's 3-0 win at UMass (Dec. 3).

Evans' Career Stats

Season	GP	G	A	Points	Shots	Shot%	Pen-Min	+/-	PPG	SHG	GWG
2014-15	41	7	10	17	63	.111	11-22	+4	1	0	1
2015-16	37	8	25	33	55	.145	9-29	+15	4	0	1
2016-17	23	7	14	21	60	.117	10-31	+11	1	1	0
TOTAL	101	22	49	71	178	.124	30-82	+30	6	1	2



#19 Mike O'Leary

Fr. | F | Halifax, Nova Scotia
Dubuque Fighting Saints (USHL)

Career Highs

Goals: --
Assists: --
Points: --
Multi-point games: --

2016-17 Notes

- Made his Notre Dame Debut on Oct. 7 versus Arizona State.

O'Leary's Career Stats

Season	GP	G	A	Points	Shots	Shot%	Pen-Min	+/-	PPG	SHG	GWG
2016-17	20	0	0	0	11	.000	7-22	+2	0	0	0
TOTAL	20	0	0	0	11	.000	7-22	+2	0	0	0



#21 Joe Wegwerth

So. | F | Brewster, New York
Cedar Rapids RoughRiders

Career Highs

Goals: 2 (vs. Penn State 10/22/16)
Assists: 1 (7x - vs. Alaska 1/11/17)
Points: 2 (vs. Penn State 10/22/16)
Multi-point games: 1
Point Streak: 2 games
(Nov. 28 - Dec. 4, 2015)

2016-17 Notes

- Posted his first career two-goal game against Penn State (Oct. 22), when he scored a pair of power-play goals.
- Added a power-play goal in Notre Dame's 6-2 win over UConn (Oct. 28).
- Scored the third goal in Notre Dame's 3-1 win over Michigan Tech (Jan. 6).

Wegwerth's Career Stats

Season	GP	G	A	Points	Shots	Shot%	Pen-Min	+/-	PPG	SHG	GWG
2015-16	30	1	3	4	29	.034	9-18	-4	0	0	0
2016-17	22	5	4	9	40	.125	6-12	+2	3	0	0
TOTAL	52	6	7	13	69	.087	15-30	-2	3	0	0



#22 Andrew Peeke

Fr. | D | Parkland, Florida
Green Bay Gamblers (USHL)

Career Highs

Goals: 1 (at Northeastern 11/12/16)
Assists: 2 (vs. Michigan Tech 1/7/17)
Points: 2 (3x - vs. Michigan Tech 1/7/17)
Multi-point games: 3
Point Streak: --

2016-17 Notes

- Made his Notre Dame Debut on Oct. 7 versus Arizona State.
- Notched his first career point with an assist in Notre Dame's 6-2 win over UConn (Oct. 28).
- Scored his first career goal in Notre

Dame's 5-2 win at Northeastern (Nov. 12).

- Had the game-winning goal and added an assist for his first career multi-point game in Notre Dame's 4-1 win over then fifth-ranked UMass Lowell (Nov. 18).
- Notched a goal and an assist in the third period of Notre Dame's 5-4 loss at UMass (Dec. 2).
- Posted a career-high two assists in Notre Dame's loss to Michigan Tech (Jan. 7).

Peeke's Career Stats

Season	GP	G	A	Points	Shots	Shot%	Pen-Min	+/-	PPG	SHG	GWG
2016-17	23	3	7	10	33	.091	5-10	+6	0	0	1
TOTAL	23	3	7	10	33	.091	5-10	+6	0	0	1



#23 Luke Novak

Fr. | F | Waukesha, Wis.
New Jersey Hitmen (USPHL)

Career Highs

Goals: --
Assists: --
Points: --
Multi-point games: --
Point Streak: --

2016-17 Notes

Novak's Career Stats



#24 Luke Ripley

Jr. | D | Kitimat, British Columbia
Powell River Kings (BCHL)

Career Highs

Goals: 1 (3x - vs. Northeastern 3/12/16)
Assists: 1 (12x - at Providence 2/19/16)
Points: 1 (15x - vs. Northeastern 3/12/16)
Multi-point games: n/a
Point Streak: 3 games
(Jan. 31-Feb. 7, 2015; 0-3-3)

2016-17 Notes

Ripley's Career Stats

Season	GP	G	A	Points	Shots	Shot%	Pen-Min	+/-	PPG	SHG	GWG
2014-15	42	2	6	8	32	.062	15-30	+4	0	0	1
2015-16	37	1	6	7	40	.025	18-47	+12	0	0	0
2016-17	21	0	0	0	16	.000	13-26	-3	0	0	0
TOTAL	100	3	12	15	88	.034	46-103	+13	0	0	1



#25 Dylan Malmquist

So. | F | Edina, Minnesota
Edina HS

Career Highs

Goals: 2 (2x - vs. Alaska 12/31/16)
Assists: 2 (4x - vs. Alaska 1/1/17)
Points: 3 (3x - at Minnesota Duluth 10/15/16)
Multi-point games: 7
Point Streak: 2 games
(six times, active streak)

2016-17 Notes

- Had a five-point opening series versus Arizona State, including a goal and an assist in game one (Oct. 7) and a goal and two assists in game two (Oct. 8).
- Had a goal and two assists to lead the Irish to a 3-1 win at fourth-ranked Minnesota Duluth (Oct. 15).
- Notched two goals, including the game winner, in Notre Dame's 5-0 win over Alaska (Dec. 31) and then added two assists in the 4-0 game two win over the Nanooks (Jan. 1) for a four-point weekend.

Malmquist's Career Stats

Season	GP	G	A	Points	Shots	Shot%	Pen-Min	+/-	PPG	SHG	GWG
2015-16	36	11	6	17	59	.186	7-25	+9	2	0	2
2016-17	23	5	12	17	38	.132	8-16	+5	2	0	1
TOTAL	59	16	18	34	97	.165	15-41	+14	4	0	3



#26 Cam Morrison

Fr. | F | Aurora, Ontario
Youngstown Phantoms (USHL)

Career Highs

Goals: 1 (6x - vs. Michigan Tech 1/7/16)
Assists: 2 (vs. Arizona State 10/7/16)
Points: 2 (4x - vs. Alaska 12/31/16)
Multi-point games: 4
Point Streak: 3 games
(Dec. 3 - Dec. 31, 2016; 1-3-4)

2016-17 Notes

- Posted two assists in his first career game, a 9-2 Notre Dame win over Arizona State (Oct. 7).
- Scored his first career goal and added an assist for a two point game in a 4-3

- Scored a goal in Notre Dame's 6-2 win over UConn (Oct. 28).
- Had the game-winning goal (first of his career) and added an assist in Notre Dame's 5-2 comeback win at Northeastern (Nov. 12).
- Notched a goal and an assist in Notre Dame's 5-0 win over Alaska (Dec. 31).

Morrison's Career Stats

Season	GP	G	A	Points	Shots	Shot%	Pen-Min	+/-	PPG	SHG	GWG
2016-17	23	6	7	13	49	.122	4-8	+5	2	0	1
TOTAL	23	6	7	13	49	.122	4-8	+5	2	0	1



#27 Bobby Nardella

So. | D | Rosemont, Illinois
Tri-City Storm (USHL)

Career Highs

Goals: 2 (vs. Arizona State 10/7/16)
Assists: 2 (4x - at New Hampshire 1/22/16)
Points: 3 (3x - at UMass 12/2/16)
Multi-point games: 7
Point Streak: 6 games
(Jan. 2-23; 2-10-12)

2016-17 Notes

- Opened the season with a career-high two goals in Notre Dame's 9-2 win over Arizona State (Oct. 7).
- Had a goal and two assists in the third period of Notre Dame's 5-4 loss at UMass (Dec. 2).

Nardella's Career Stats

Season	GP	G	A	Points	Shots	Shot%	Pen-Min	+/-	PPG	SHG	GWG
2015-16	35	4	20	24	69	.058	9-18	+9	1	0	1
2016-17	22	5	10	15	62	.081	8-24	+7	3	0	0
TOTAL	57	9	30	39	131	.069	17-42	+16	4	0	1



#28 Jack Jenkins

So. | F | Lake Bluff, Illinois
Fargo Force (USHL)

Career Highs

Goals: 1 (5x - vs. Michigan Tech 1/6/17)
Assists: 1 (4x - at Merrimack 1/13/17)
Points: 1 (9x - at Merrimack 1/13/17)
Multi-point games: n/a
Point Streak: 2 games
(Feb. 12-13, 2016; 1-1-2)

2016-17 Notes

- Notched his first goal of the season in Notre Dame's 6-2 win over UConn (Oct. 28).
- Scored the game winner in Notre Dame's 4-0 win over Alaska (Jan. 1), his

second career game winner.

- Then scored the game winner in Notre Dame's next game, a 3-1 victory over Michigan Tech (Jan. 6).
- Assisted on Anders Bjork's third period game winner in Notre Dame's 2-1 victory at Merrimack (Jan. 13).

Jenkins' Career Stats

Season	GP	G	A	Points	Shots	Shot%	Pen-Min	+/-	PPG	SHG	GWG
2015-16	28	2	2	4	28	.071	1-2	-1	0	0	1
2016-17	19	3	2	5	42	.071	1-2	-2	0	0	2
TOTAL	47	5	4	9	70	.071	2-4	-3	0	0	3



#29 Bo Brauer

Jr. | F | Edina, Minnesota
Naniamo Clippers (BCHL)

Career Highs

Goals: 2 (vs. Arizona State 10/7/16)
Assists: n/a
Points: 2 (vs. Arizona State 10/7/16)
Multi-point games: 1
Point Steak: n/a

2016-17 Notes

- Scored the first two goals of his career in Notre Dame's season-opening 9-2 win over Arizona State (Oct. 7).

Brauer's Career Stats

Season	GP	G	A	Points	Shots	Shot%	Pen-Min	+/-	PPG	SHG	GWG
2014-15	2	0	0	0	1	.000	1-2	0	0	0	0
2015-16	1	0	0	0	-	-	0-0	0	0	0	0
2016-17	9	2	0	2	6	.333	2-12	+1	1	0	0
TOTAL	12	2	0	2	-	-	3-14	+1	1	0	0



#32 Cale Morris

Fr. | G | Larkspur, Colorado
 Waterloo Black Hawks (USHL)

Career Highs

Saves: 7 (vs. Arizona State 10/7/16)

Goals Against: 1

Shutouts: n/a

2016-17 Notes

- Made his first career appearance in Notre Dame's season-opening 9-2 win over Arizona State (Oct. 7) when he played the third period.

Morris' Career Stats

Goalie	GP-GS	Minutes	GA	GAAvg	Saves	Save%	W	L	T	Sho	PPG	SHG
2016-17	1-0	19:43	1	3.04	7	.875	0	0	0	0.0	0	0
TOTAL	1-0	19:43	1	3.04	7	.875	0	0	0	0.0	0	0

Cale Morris 2016-17 Game-by-Game

Date	Opponent	Score	Minutes	GA	GAAvg	Saves	Save%	W	L	T	PP	SH	EN	PN	SO
Oct 07, 2016	ARIZONA STATE	9-2	19:43	1	3.04	7	.875	0	0	0	0	0	0	0	0
Totals			19:43	1	3.04	7	.875	0	0	0	0	0	0	0	0



#33 Chad Katunar

Sr. | G | Victoria, British Columbia
 Penticton Veeps (BCHL)

Career Highs

Saves:

- 35 (vs. Union 11/28/14)

Assists: n/a

Goals Against: 5 (at UMass 12/5/14)

Shutouts: n/a

2016-17 Notes

- Along with Andy Ryan, one of the team's two representatives on the Student-Athlete Advisory Committee.
- Made his season debut by playing the final 6:08 of Notre Dame's 4-1 loss to eighth-ranked Harvard (Nov. 27), turning aside all three shots he faced.

Katunar's Career Stats

Goalie	GP-GS	Minutes	GA	GAAvg	Saves	Save%	W	L	T	Sho	PPG	SHG
2013-14	5-3	178:03	7	2.36	52	.881	2	1	0	0.0	2	0
2014-15	15-11	737:08	37	3.01	329	.899	5	3	2	0.0	8	2
2015-16	2-0	13:37	0	0.00	4	1.000	0	0	0	0.0	0	0
TOTAL	22-14	928:48	44	2.84	385	.897	7	4	2	0.0	10	2



#40 Cal Petersen

Jr. | G | Waterloo, Iowa
Waterloo Black Hawks (USHL)

Career Highs

Saves:

- 87 (L, 4-3 in 5 OT vs. UMass 3/6/15)*
- 55 (W, 3-1 vs. BC 2/28/15)
- 49 (T, 1-1 at Denver 1/1/16)
- 44 (W, 3-2 at BU 2/21/15)

* - NCAA Record

Assists: n/a

Goals Against: 6

- at UMass Lowell (3/15/15)
- vs. Northeastern (3/12/16)

Shutouts: 9

1. vs. Niagara | 10/25/14 (23 saves)
2. at UMass | 12/6/14 (14 saves)
3. vs. Providence College | 2/13/15 (38 saves)
4. vs. UMass | 3/8/15 (23 saves)
5. vs. Boston University | 2/27/16 (39 saves)
6. vs. Northeastern | 11/13/16
(16 saves in a two-period game)
7. at UMass | 12/3/16 (22 saves)
8. vs. Alaska | 12/31/16 (34 saves)
9. vs. Alaska | 1/1/17 (21 saves)

2016-17 Notes

- Stopped 27 of the 28 shots he faced in Notre Dame's 3-1 win at fourth-ranked Minnesota Duluth (Oct. 15).
- Made 29 saves in Notre Dame's 3-3 overtime tie with Penn State (Oct. 21).
- Stopped all 16 shots he faced in Notre Dame's two period tie with Northeastern (Nov. 13) to record his sixth career shutout.
- Made a then season-high 31 saves against UMass Lowell (Nov. 17).

- Stopped all 22 shots he faced to post his second shutout of the season and the seventh of his career in Notre Dame's 3-0 win at UMass (Dec. 3).
- Made a season-high 34 saves in Notre Dame's 5-0 win over Alaska for his eighth-career shutout (Dec. 31).
- Followed that up by stopping all 21 shots he faced in game two versus Alaska (Jan. 1) for his first career back-to-back shutouts.
- Named the Hockey East Co-Defensive Player of the Week following the shutouts against the Nanooks (Jan. 2).
- From Dec. 10 - Jan. 6, Petersen went 207:10 without allowing a goal, which is the second longest shutout streak in program history.
- Stopped 21 of the 22 shots he faced in Notre Dame's 2-1 win at Merrimack (Jan. 13).

Cal Petersen 2016-17 Game-by-Game

Date	Opponent	Score	Minutes	GA	GAAvg	Saves	Save%	W	L	T	PP	SH	EN	PN	SO
Oct 07, 2016	ARIZONA STATE	9-2	39:41	1	1.51	10	.909	1	0	0	0	0	0	0	0
Oct 08, 2016	ARIZONA STATE	4-2	59:34	2	1.81	23	.917	2	0	0	1	0	0	0	0
Oct 14, 2016	at Minnesota Duluth	3-4	58:26	4	2.66	28	.897	2	1	0	1	0	0	0	0
Oct 15, 2016	at Minnesota Duluth	3-1	59:25	1	2.21	27	.917	3	1	0	0	0	0	0	0
Oct 21, 2016	PENN STATE	3-3	64:39	3	2.34	29	.914	3	1	1	1	0	0	0	0
Oct 22, 2016	PENN STATE	2-3	61:17	3	2.45	30	.913	3	2	1	0	0	0	0	0
Oct 27, 2016	UCONN	2-4	59:21	3	2.53	21	.908	3	3	1	1	0	0	0	0
Oct 28, 2016	UCONN	6-2	60:00	2	2.47	30	.912	4	3	1	1	0	0	0	0
Nov 12, 2016	at Northeastern	5-2	60:00	2	2.41	23	.913	5	3	1	2	0	0	0	0
Nov 13, 2016	at Northeastern	0-0	39:52	0	2.24	16	.919	5	3	2	0	0	0	0	0
Nov 17, 2016	UMASS LOWELL	1-4	59:50	3	2.31	31	.918	5	4	2	0	0	0	0	0
Nov 18, 2016	UMASS LOWELL	4-1	60:00	1	2.20	21	.920	6	4	2	0	0	0	0	0
Nov 25, 2016	HOLY CROSS	5-3	59:49	3	2.26	17	.916	7	4	2	1	0	0	0	0
Nov 26, 2016	CLARKSON	0-2	59:23	2	2.25	25	.917	7	5	2	0	0	0	0	0
Dec 2, 2016	at Massachusetts	4-5	59:28	5	2.44	19	.909	7	6	2	3	0	0	0	0
Dec 3, 2016	at Massachusetts	3-0	59:56	0	2.28	22	.914	8	6	2	0	0	0	0	0
Dec 10, 2016	BOSTON COLLEGE	3-2	60:00	2	2.26	15	.913	9	6	2	2	0	0	0	0
Dec 31, 2016	ALASKA	5-0	60:00	0	2.13	34	.919	10	6	2	0	0	0	0	0
Jan 01, 2017	ALASKA	4-0	59:56	0	2.02	21	.923	11	6	2	0	0	0	0	0
Jan 06, 2017	MICHIGAN TECH	3-1	60:00	1	1.96	27	.925	12	6	2	1	0	0	0	0
Jan 07, 2017	MICHIGAN TECH	2-4	59:47	4	2.06	30	.922	12	7	2	0	0	0	0	0
Jan 13, 2017	at Merrimack	2-1	60:00	1	2.01	21	.924	13	7	2	1	0	0	0	0
Jan 14, 2017	at Merrimack	2-4	58:23	3	2.06	24	.922	13	8	2	1	0	0	0	0
Totals			1338:47	46	2.06	544	.922	13	8	2	16	0	0	0	0

Petersen's Career Stats

Goalie	GP-GS	Minutes	GA	GAAvg	Saves	Save%	W	L	T	Sho	PPG	SHG
2014-15	33-31	1891:36	79	2.51	892	.919	13	16	3	4.0	19	2
2015-16	37-37	2231:52	82	2.20	1049	.927	19	11	7	1.0	22	0
2016-17	23-23	1338:47	46	2.06	544	.922	13	8	2	4.0	16	0
TOTAL	93-91	5462:15	207	2.27	2485	.923	45	35	12	9.0	57	2

Notre Dame's Career Goaltending Records

Goals-Against Average

1. Jordan Pearce (2005-09)	1.98
2. Steven Summerhays (2010-14)	2.19
3. Cal Petersen (2014-)	2.27
4. David Brown (2003-07)	2.32
5. Mike Johnson (2009-13)	2.62
6. Morgan Cey (2001-05)	2.79

Save Percentage

1. Cal Petersen (2014-)	.923
2. Jordan Pearce (2005-09)	.918
3. David Brown (2003-07)	.916
4. Steven Summerhays (2010-14)	.914
5. Morgan Cey (2001-05)	.912
6. Mike Johnson (2009-13)	.901

Saves

1. Lance Madson (1986-90)	3,519
2. Morgan Cey (2001-05)	3,146
3. Matt Eisler (1994-98)	2,892
4. Dick Tomasoni (1968-72)	2,756

5. Lee Moher (1974-78)	2,730
6. David Brown (2003-07)	2,662
7. Dave Laurion (1978-82)	2,600
8. Bob McNamara (1979-83)	2,577
9. Mark Kronholm (1970-74)	2,566
10. Greg Louder (1990-94)	2,494
-- Cal Petersen (2014-)	2,485

Minutes Played

1. Lance Madson (1986-90)	6,900:19
2. Morgan Cey (2001-05)	6,465:04
3. David Brown (2003-07)	6,326:14
4. Matt Eisler (1994-98)	6,276:30
5. Steven Summerhays (2010-14)	5,910:45
6. Greg Louder (1990-94)	5,521:56
7. Jordan Pearce (2005-09)	5,506:02
8. Dave Laurion (1978-82)	5,485:00
9. Cal Petersen (2014-)	5,462:15
10. Mike Johnson (2009-13)	5,390:42

Shutouts

1. Steven Summerhays (2010-14)	13
2. David Brown (2003-07)	12
2. Jordan Pearce (2005-09)	12
4. Cal Petersen (2014-)	9
5. Morgan Cey (2001-05)	6
6. Mark Kronholm (1970-74)	4

Notre Dame's Single-Season Goaltending Records

Goals-Against Average

1. David Brown (2006-07)	1.58
2. Jordan Pearce (2008-09)	1.68
3. Steven Summerhays (2012-13)	2.01
Steven Summerhays (2013-14)	2.01
5. Jordan Pearce (2007-08)	2.04
6. Cal Petersen (2015-16)	2.20
7. David Brown (2003-04)	2.32

Save Percentage

1. Jordan Pearce (2008-09)	.9312
2. David Brown (2006-07)	.9305
3. Cal Petersen (2015-16)	.927
4. David Brown (2003-04)	.925
5. Morgan Cey (2003-04)	.924

Saves

1. Lance Madson (1988-89)	1,288
2. Mark Kronholm (1973-74)	1,113
3. Morgan Cey (2002-03)	1,054
4. Cal Petersen (2015-16)	1,049
5. Mark Kronholm (1972-73)	980
6. Lance Madson (1989-90)	968
7. Greg Louder (1990-91)	935
8. Morgan Cey (2001-02)	927
9. Jordan Pearce (2007-08)	925
10. Steven Summerhays (2013-14)	912

Percent of Team Minutes Played

1. Cal Petersen (2015-16)	98.6%
2. Greg Louder (1990-91)	98.3%
3. Morgan Cey (2002-03)	97.9%
4. Jordan Pearce (2008-09)	96.2%

Minutes Played

1. Jordan Pearce (2007-08)	2,558
2. David Brown (2006-07)	2,390
3. Jordan Pearce (2008-09)	2,326
4. Steven Summerhays (2013-14)	2,234
5. Cal Petersen (2015-16)	2,231
6. Lance Madson (1988-89)	2,213
7. Forrest Karr (1998-99)	2,161
8. Morgan Cey (2002-03)	2,136
9. Mike Johnson (2010-11)	2,087
10. Steven Summerhays (2012-13)	2,086

NCAA Records Book

Consecutive Goaltender Starts (NCAA DI)

1. Ben Scrivens, Cornell (2007-10)	104
2. David McKee, Cornell (2004-06)	102
3. Andrew Volkening, Air Force (2007-10)	97
4. John Muse, Boston College (2008-09)	81
5. Andy Illes, Cornell (2011-14)	80
5. Dan Murphy, Clarkson (1994-98)	80
7. John Lothrub, Minnesota (1964-66)	78
8. Joe Cannata, Merrimack (2009-12)	77
9. Brant Nicklin, Minnesota Duluth (1996-98)	76
10. Cal Petersen, Notre Dame (2014 -)	73