



2016-17 NOTRE DAME HOCKEY GAME NOTES

Fighting Irish Media ▶ Dan Colleran ▶ dcollera@nd.edu ▶ 574-339-9810 (c) ▶ UND.com/NDHockey

2016-17 SCHEDULE

OCTOBER

2	USNTDP (Exhibition)	W, 5-1
7	Arizona State [CSN+]	W, 9-2
8	Arizona State	W, 4-2
14	at #4/4 Minnesota Duluth [FCS]	L, 4-3
15	at #4/4 Minnesota Duluth	W, 3-1
21	Penn State [CSN+]	T, 3-3 (ot)
22	Penn State [NBCSN]	L, 3-2 (ot)
27	Connecticut * [CSN]	L, 4-2
28	Connecticut *	W, 6-2

NOVEMBER

12	at Northeastern *	W, 5-2
13	at Northeastern *	T, 0-0
17	#5/6 UMass Lowell *	L, 4-1
18	#5/6 UMass Lowell *	W, 4-1
25	Holy Cross \$	W, 5-3
26	Clarkson \$	L, 2-0

DECEMBER

2	at Massachusetts * [ASN]	L, 5-4
3	at Massachusetts *	W, 3-0
10	#3/4 Boston College * [NBCSN]	W, 3-2
31	Alaska	W, 5-0

JANUARY

1	Alaska	W, 4-0
6	Michigan Tech [NBCSN]	W, 3-1
7	Michigan Tech [NBCSN]	L, 4-2
13	at Merrimack *	W, 2-1
14	at Merrimack *	L, 4-2
20	New Hampshire *	T, 2-2 (ot)
21	New Hampshire *	W, 3-0
28	at #11/13 Boston College *	L, 6-4

FEBRUARY

3	#12/13 Vermont * [NBCSN]	T, 4-4 (ot)
4	#12/13 Vermont * [NBCSN]	W, 4-1
10	vs. Maine * ^	W, 3-2
11	at Maine *	W, 4-2
17	#10 Providence * [NBCSN]	W, 4-1
18	#10 Providence * [NBCSN]	T, 3-3 (ot)
24	at #5/6 Boston University * [ASN]	6:05 p.m.
25	at #5/6 Boston University *	7:05 p.m.

MARCH

3-5	Hockey East First Round &	TBA
10-12	Hockey East Quarterfinals &	TBA
17	Hockey East Semifinals %	TBA
18	Hockey East Championship %	TBA
24	NCAA Regional @	TBA
25	NCAA Regional @	TBA
26	NCAA Regional @	TBA

APRIL

6	NCAA Frozen Four #	TBA
8	NCAA Frozen Four #	TBA

Home Games in bold

All times are subject to change and listed in EST [denotes television coverage] | additional coverage TBA

* - denotes a Hockey East game

\$ - Shillelagh Tournament (at Notre Dame, Ind.)

^ - Cross Insurance Arena (Portland, Maine)

& - Campus sites

% - TD Garden (Boston, Mass.)

@ - 2017 NCAA Regionals

East Regional [Providence, R.I.]

West Regional [Fargo, N.D.]

Midwest Regional [Cincinnati, Ohio]

Northeast Regional [Manchester, N.H.]

- 2017 NCAA Frozen Four hosted by the University of Notre Dame and the Chicago Sports Commission [United Center | Chicago, Ill.]

GAMES 33 & 34



#13/14 University of Notre Dame Fighting Irish

(18-9-5, 11-5-4 HEA)



#5/6 Boston University Terriers

(20-9-3, 12-5-3 HEA)

GAMES 33 | 34

Matchup: Notre Dame at Boston University

Date: Friday, Feb. 24 | Saturday, Feb. 25

Time: 6:05 p.m. (EST) | 7:05 p.m. (EST)

Site: Boston, Massachusetts

Arena: Agganis Arena

Television: ASN (Friday) | None (Saturday)

Play-By-Play: Tim Neverett

Analyst: Billy Jaffe

Live Streaming: americansportsnet.com/live
campusinsiders.com/live

Live Radio | Audio: WZOC 94.3 FM & WatchND

Play-by-Play: Darin Pritchett

Live Stats: Hockeystatline.com

Live Updates: @NDHockey

Series History: ND leads 7-4-2 (13 games)

OVERVIEW

▶ The Irish will close out the regular season with a weekend series at Boston University with everything to play for, including a possible top-four seed and subsequent first round bye in the Hockey East playoffs.

▶ Third-place Notre Dame (26 points) could still finish anywhere between first and fifth depending on this weekend's results, but one point would secure a top-four finish.

What's Inside

University Information & Quick Facts	2
Notes	1-5
Series History	2
National Polls & Notre Dame in the Polls	4
2016-17 Honors & Awards	4
Roster by Major/School	5
Notre Dame Roster & Coaching Staff	6
Geographic Breakdown	6
Head Coach Jeff Jackson	7
The Last Time ...	8
Notre Dame's Record When ...	8
2016-17 Stats	9-14
2016-17 Individual Game-by-Game	15
2016-17 Box Scores	16-23
Individual Player Pages/Career Highs	24-35
Cal Petersen Notes/In The Records Book	36-38

▶ Second-place Boston University (27 points) is locked into finishing between first and fourth.

▶ The Irish are now 4-0-2 over their last six games, which is their longest unbeaten streak of the season and it is tied for the eighth-longest active unbeaten streak in the country.

100

With an assist in last Saturday's 3-3 tie versus Providence, junior forward **Anders Bjork** became the 51st player in program history to reach 100 career points.

82

Junior goaltender **Cal Petersen** has started 82 consecutive games in the Irish net dating back to a 5-1 win over Maine on Feb. 7, 2015. It is the fourth-longest streak in NCAA history (men's DI).

3

Notre Dame is one of just four schools with three of the nation's top-30 scorers, including **Anders Bjork** (19-24-43), **Andrew Oglevie** (18-16-34) and **Jake Evans** (10-23-33).



NDHockey



ND_Hockey



NotreDameHockey

UNIVERSITY INFORMATION

School: University of Notre Dame
 Location: Notre Dame, IN 46556
 Founded: 1842
 Enrollment: 8,475 (undergraduate), 12,126 (total)
 Nickname: Fighting Irish
 Colors: Gold and Blue
 Affiliation: NCAA Division I
 Conference: Hockey East Association (HEA)
 President: Rev. John I. Jenkins, C.S.C. (Notre Dame '76)
 Provost: Thomas Burish
 NCAA Faculty Representative: Patricia Bellia (Harvard '91)
 Athletics Director: Jack Swarbrick (Notre Dame '76)
 Sr. Assoc. Athletic Director/Sport Administrator: Tom Nevala (Notre Dame '90)
 Ticket Office Phone: (574) 631-7356
 Home Ice (capacity): Compton Family Ice Arena (5,022)
 Charles "Lefty" Smith Rink
 Ice Surface: 200 x 90

HOCKEY STAFF INFORMATION

Head Coach: Jeff Jackson (Michigan State '78)
 Record at Notre Dame: 263-164-52 (12th season)
 Record Overall 445-216-77 (18th season)
 Hockey East Record/Years: 45-26-123 (fourth season)
 Associate Head Coach: Paul Pooley (Ohio State '84)
 Associate Coach: Andy Slaggert (Notre Dame '89)
 Volunteer Assistant Coach: Kevin Lind (Notre Dame '14)
 Coordinator of Hockey Operations: Nick Siergiej (Wisconsin-River Falls '06)
 Athletic Trainer: Kevin Ricks
 Equipment Specialist: Scott Eastman
 Strength and Conditioning: Tony Rolinski
 Senior Team Managers: Taek Lee, Meghan Thompson, Amelia Legault-Laroche
 Administrative Assistant: Sue Halasz
 Hockey Office Phone: (574) 631-3630
 Hockey Office Fax: (574) 631-4897

MEDIA RELATIONS INFORMATION

Associate Director, Athletics Communications (Hockey SID): Dan Colleran
 Office Phone: (574) 631-7519
 Cell Phone: (574) 339-9810
 Hockey Media Relations E-Mail: dcollera@nd.edu
 Compton Family Ice Arena Press Box Phone: (574) 631-4899
 Mailing Address: University of Notre Dame
 100 Compton Family Ice Arena
 Notre Dame, IN 46629
 Web Site: www.und.com/NDHockey
 Twitter: @NDHockey
 Instagram: ND_Hockey
 Facebook: facebook.com/NotreDameHockey
 Snapchat NotreDameHockey

TEAM INFORMATION

2015-16 Overall Record: 19-11-7
 2015-16 Hockey East Record/Finish 15-5-2 (3rd)
 2015-16 Postseason: Hockey East Quarterfinals
 NCAA Midwest Regional Semifinals
 Letter Winners Returning: 17 (10 forwards, 5 defensemen, 2 goaltenders)
 Letter Winners Lost: 7 (4 forwards, 2 defensemen, 1 goaltenders)
 Newcomers: 8 (5 forwards, 2 defensemen, 1 goaltender)
 2016-17 Captain: Cal Petersen (C)
 2016-17 Alternate Captains: Anders Bjork (A), Jake Evans (A)
 Luke Ripley (A)
 NCAA Appearances Eight (Last: 2016)
 NCAA Frozen Four Appearances Two (2008 & 2011)
 All-Americans 12 players/13 times (Last: Robbie Russo in 2015)
 Academic All-Americans Nine (Last: Peter Schneider in 2015)

HOCKEY EAST PLAYOFF PICTURE

- ▶ All 12 teams will make the Hockey East playoffs, with the top-four seeds earning first round byes.
- ▶ The top-four teams will host best-of-three quarterfinal series to determine who advances to the semifinals at the TD Garden in Boston, Massachusetts (March 17).
- ▶ Teams 5-8 will host first round, best-of-three series to open the Hockey East playoffs.
- ▶ Notre Dame can still finish between first and fifth-place, which means the Irish will host a home playoff series.
- ▶ In addition to second place Boston University hosting the Irish, first-place Boston College will play a home-and-home series versus fourth-place UMass Lowell.
- ▶ The Irish need one point against Boston University to secure a first round bye.
- ▶ To win the regular season championship outright, Notre Dame would need to sweep Boston University and for UMass Lowell to sweep Boston College (series will be played Thursday-Friday).
- ▶ Notre Dame is the only team in the league to have won or tied each of its Hockey East series so far this season.

BY THE NUMBERS (national rank/60)

Category	BU	ND
Goals/game	3.25 (13)	3.31 (11)
GAA/game	2.28 (11)	2.22 (6)
Power Play %	19.0 (24)	18.2 (29)
PK %	85.7 (9)	85.6 (11)
PIM/game	13.6 (23)	11.6 (46)

GOALTENDING SNAPSHOT

- ▶ This weekend's series will feature two of the top goaltenders in the country in Cal Petersen and Jake Oettinger (HEA Rank/National Rank)

Category	Oettinger	Petersen
GAA	2.07 (1/8)	2.09 (2/10)
Save %	.926 (3/11)	.926 (2/10)
Shutouts	4 (2/t-6)	5 (1/t-1)

SERIES QUICK HITS

- ▶ Cal Petersen is 2-1-1 all-time against Boston University with a 1.73 goals against average and a .952 save percentage.
- ▶ Boston University (20 years and 108 days) and Notre Dame (20 years and 272) days opened the season with the second- and third-youngest rosters based on average age (research by College Hockey Inc.).
- ▶ The Notre Dame (8) and Boston University (10) rosters include a combined 18 NHL Draft selections.

Series History

- ▶ The Irish and Terriers have only played 13 times (ND leads 7-4-2) but have met at least once in six of the last seven seasons.
- ▶ Notre Dame is 4-1-1 in regular-season Hockey East games against Boston University and the Irish also won a first round playoff game against the Terriers, 3-2 on March 8, 2014 (Compton Family Ice Arena).
- ▶ Last season, the teams split the final regular season weekend of play, with Cal Petersen stopping all 39 shots he faced in Notre Dame's 1-0, game two win (Feb. 27).
- ▶ Dylan Malmquist scored the game winner in that 1-0 victory.
- ▶ To end the 2014-15 regular season, Notre Dame went 1-0-1 at then second-ranked Boston University (Feb. 21-22).

CAREER STATS vs. BOSTON UNIVERSITY

Jordan Gross	4 GP, 0-3-3
Anders Bjork	4 GP, 1-1-2
Dylan Malmquist	2 GP, 1-1-2
Jake Evans	4 GP, 1-0-1
Bobby Nardella	2 GP, 0-1-1
Connor Hurley	4 GP, 1-0-1
Dennis Gilbert	2 GP, 0-0-0
Luke Ripley	4 GP, 0-0-0
Jack Jenkins	2 GP, 0-0-0
Andrew Oglevie	2 GP, 0-0-0
Ben Ostlie	1 GP, 0-0-0
Dawson Cook	4 GP, 0-0-0
Joe Wegwerth	1 GP, 0-0-0
Cal Petersen	4-4 (GP-GS), 2-1-1, 1.73 GAA, .952 Sv.%

THE SERIES

Series: ND leads 7-4-2 (13 games)
 At Notre Dame: ND leads 5-1-0
 At Boston University: ND leads, 2-1-1
 At Neutral Sites: BU leads 2-0-1
 Overtime Wins: None
 Current Series Streak: n/a

YEAR	SITE	W	L	T	RESULT
1970-71	Boston Arena		L		3-7
1995-96	Milwaukee, Wis. (N)		L		3-7
2009-10	Boston	W			3-0
2010-11	St. Louis, Mo. (N)		L		4-5
	Hoffman Estates, Ill. (N)			T	3-3 (ot)
2011-12	Notre Dame	W			5-2
2013-14	Notre Dame	W			2-0
	Notre Dame	W			2-0
	Notre Dame	W			3-2
2014-15	Boston			T	2-2 (ot)
	Boston	W			3-2
2015-16	Notre Dame		L		2-3
	Notre Dame	W			1-0

SERIES SCORING	TOTAL	AVG.
Notre Dame	36	2.77
Boston University	37	2.84

IRISH STREAKS AND TRENDS

- ▶ Dennis Gilbert has a career-long, five-game point streak (0-9-9) and he also has 13 assists over the last 11 games.
- ▶ Anders Bjork has a four-game point streak (3-2-5).
- ▶ Jake Evans has a three-game point streak (1-3-4) and dating back to Dec. 2, Evans has notched at least one point in 16 of Notre Dame's last 18 games (7-14-21).
- ▶ Bobby Nardella has a three-game point streak (1-3-4).
- ▶ Tory Dello has a two-game point streak (0-2-2).
- ▶ The Irish are 9-3-2 since returning from break (Dec. 31).

SECONDARY SCORING

- ▶ During Notre Dame's current six-game unbeaten streak, 14 players have recorded at least two points, while 16 players have notched at least one point.
- ▶ The Irish have scored 22 goals over the last six games, with 11 players combining to score those 22 goals: Oglevie (4), Bjork (3), Gross (2), Malmquist (2), Burke (2), Jenkins (2), Evans (2), O'Leary (1), Brauer (1), Nardella (1) and Morrison (1).

JACKSON RANKS (entering the weekend)

- ▶ Head Coach Jeff Jackson recently moved to first in active career winning percentage (minimum of five Division I seasons): **.65514--Jeff Jackson, Notre Dame (445-216-77)** .65489 -- Red Berenson, Michigan (844-423-92)

LAST WEEKEND: SERIES WIN VS. PC

- ▶ The Irish won an important weekend home series versus 10th-ranked Providence with a win and a tie.
- ▶ In game one, with the score tied at 1-1 following two periods of play, Notre Dame put together a three-goal third period to skate to a 4-1 victory.
- ▶ Cal Burke scored what proved to be the game winner just 59 seconds into the third period and then Anders Bjork added a shorthanded goal and power-play tally later in the third to secure the win, which snapped Providence College's nine-game winning streak.
- ▶ In game two, a resilient Notre Dame team erased one-goal deficits on three occasions to tie Providence, 3-3.
- ▶ After Bobby Nardella scored in the first period and Jake Evans scored in the second, it was Cam Morrison who tipped in the game-tying goal at 8:40 of the third period.

PETERSEN EARNS WEEKLY HONOR

- ▶ After leading the Irish to a win and a tie against Providence College, junior goaltender Cal Petersen was named the Hockey East's Defensive Player of the Week (Feb. 20).
- ▶ In Friday night's 4-1 win, Petersen turned aside 33 of the 34 shots he faced to secure the win.
- ▶ Then in Saturday night's back-and-forth game, he made two game-saving stops in the third period to preserve the tie and finished with 39 saves in the game.
- ▶ In the series, Petersen posted a 1.92 goals against average and a .947 save percentage.

IRON MAN

- ▶ Cal Petersen has started 82 consecutive games in the Notre Dame net, dating back to a 5-1 win at Maine on Feb. 7, 2015.

Consecutive Goaltender Starts (NCAA DI)

1. Ben Scrivens, Cornell (2007-10)	104
2. David McKee, Cornell (2004-06)	102
3. Andrew Volkening, Air Force (2007-10)	97
4. Cal Petersen, Notre Dame (2014 -)	82
5. John Muse, Boston College (2008-09)	81
6. Andy Illes, Cornell (2011-14)	80
7. Dan Murphy, Clarkson (1994-98)	80
8. John Lothrub, Minnesota (1964-66)	78
9. Joe Cannata, Merrimack (2009-12)	77
10. Brant Nicklin, M. Duluth (1996-98)	76

- ▶ Petersen has appeared in 83 straight games, dating back to a 4-4 tie at Maine on Feb. 6,

Current Irish in the National Hockey League Draft



Connor Hurley

2013 | Second Round | 38th Overall
Buffalo Sabres



Cal Petersen

2013 | Fifth Round | 129th Overall
Buffalo Sabres



Anders Bjork

2014 | Fifth Round | 146th Overall
Boston Bruins




Jake Evans

2014 | Seventh Round | 207th Overall
Montreal Canadiens



Joe Wegwerth

2014 | Fourth Round | 92nd Overall
Florida Panthers



Dennis Gilbert

2015 | Third Round | 91st Overall
Chicago Blackhawks



Cam Morrison

2016 | Second Round | 40th Overall
Colorado Avalanche



Andrew Peeke

2016 | Second Round | 34th Overall
Columbus Blue Jackets



**USCHO.com Division I Men's Poll
(Feb. 20, 2017)**

Rk. Team (1st-place votes)	Record	Points	Last Wk.
1. Denver (33)	22- 6-4	981	2
2. Minnesota Duluth (14)	19- 5-6	954	1
3. Harvard (3)	20- 5-2	913	3
4. Minnesota	20- 8-2	831	5
5. UMass Lowell	20- 9-3	734	6
6. Boston University	20- 9-3	733	4
7. Union	22- 8-2	709	7
8. Western Michigan	18- 8-4	695	8
9. Cornell	17- 6-4	555	12
10. Providence	18- 9-5	498	10
11. Penn State	18- 8-2	454	9
12. Ohio State	16- 8-6	447	14
13. Notre Dame	18- 9-5	412	15
14. Boston College	18-12-4	388	11
15. Vermont	17-10-5	289	16
16. North Dakota	15-13-3	262	13
17. Air Force	21- 8-5	170	19
18. St. Cloud State	15-14-1	154	18
19. Wisconsin	17-10-1	136	20
20. St. Lawrence	15-10-7	74	17

Others receiving votes: Others receiving votes: Bemidji State 34, Omaha 33, Quinnipiac 17, Canisius 16, Michigan Tech 7, Minnesota State 3, Northeastern 1.

**USA Today/USA Hockey Magazine
College Hockey Poll
(Feb. 20, 2017)**

Rk. Team, Points (1st-place votes)	Last Week	Record
1. University of Denver, 494 (21)	2	22-6-4
2. Minnesota Duluth, 485 (13)	1	19-5-6
3. Harvard University, 445	3	20-5-2
4. University of Minnesota, 403	5	20-8-2
5. Boston University, 353	4	20-9-3
6. Western Michigan University, 316	9	18-8-4
7. UMass Lowell, 305	6	20-9-3
8. Union College, 303	7	22-8-2
9. Cornell University, 201	13	17-6-4
10. Providence College, 187	10	18-9-5
11. Penn State University, 163	8	18-8-2
12. Ohio State University, 140	14	16-8-6
13. Boston College, 97	11	18-12-4
14. University of Notre Dame, 73	--	18-9-5
15. University of North Dakota, 49	12	15-13-3

Others Receiving Votes: University of Vermont, 23; **University of Notre Dame, 19;** St. Lawrence University, 6; United States Air Force Academy, 3.

Notre Dame in the Polls

Date	USCHO.com	USAToday
Preseason	9	8
Oct. 10	5	6
Oct. 17	3	4
Oct. 24	7	6
Oct. 31	9	9
Nov. 7	9	9
Nov. 14	9	9
Nov. 21	12	11
Nov. 28	12	12
Dec. 5	14	13
Dec. 12	12	14
Dec. 19	12	12
Jan. 2	12	12
Jan. 9	13	13
Jan. 16	14	15
Jan. 23	15	15
Jan. 30	17	RV
Feb. 6	16	RV
Feb. 13	15	RV
Feb. 20	13	14

► Prior to Oct. 10-17 of this season, the last time the Irish had reached the top five in the polls was on Nov. 11, 2013 (No. 4 in USCHO.com and No. 3 in the USA Today/USA Hockey Magazine).

2015), which ranks fifth in the NCAA DI records book (see page 38).

OGLEVIE ON THE OFFENSIVE

- Sophomore forward Andrew Oglevie has 34 points (18-16-34) in 32 games.
- Oglevie's 34 points are tied for 11th in Hockey East and tied for 23rd in the country (his 18 goals are tied for seventh in Hockey East).
- Last season as a freshman, Oglevie totalled nine points (5-4-9) in 31 games.
- Oglevie's offensive production has been boosted by increased time on the power play, where he has scored four goals and added 10 assists for 14 points.
- Oglevie notched his first career shorthanded goal at Boston College (Jan. 28).

AT THE FACEOFF DOT

- At .546, Notre Dame has the fourth-best faceoff winning percentage in the country.
- Jake Evans ranks second in Hockey East and ninth in the country in faceoff winning percentage with a .600 mark (410W-237L).

INJURY REPORT

- Joe Wegwerth has been sidelined (indefinitely) after sustaining a lower body injury versus Vermont (Feb. 3).

VOTE BJORK/PETERSEN IN 2017

- The Hobey Baker Fan Ballot was revealed by the Hobey Baker Memorial Award Foundation on Jan. 30 and high-scoring junior forward Anders Bjork and stalwart junior goaltender Cal Petersen were included on the fan ballot.
- All 60 Division I college coaches vote for three players from their own conference and three players from the rest of the college hockey.
- Then, the Vote for Hobey aggregate fan vote's one percent is factored in and 10 finalists will be announced in the middle of March.
- The Hobey Baker Selection Committee,

2016-17 Honors

Anders Bjork

- Vote For Hobey Baker Candidate (Jan. 30)
- Hockey Humanitarian Award Finalist (Feb. 2)
- Hockey East Player of the Month (Nov. 2)
- Hockey East Player of the Week (Oct. 10 & Dec. 12)
- 2016 Shillelagh Tournament All-Tournament Team (Nov. 26)
- Hockey East Honor Roll (Oct. 31, Nov. 28, Feb. 20)

Tory Dello

- 2016 Shillelagh Tournament All-Tournament Team (Nov. 26)

Jake Evans

- Hockey East Honor Roll (Dec. 5 & Jan. 23)

Dennis Gilbert

- Hockey East Player of the Week (Jan. 13)

Jordan Gross

- Hockey East Honor Roll (Jan. 2)

Cam Morrison

- Hockey East Honor Roll (Jan. 2)

Bobby Nardella

- Hockey East Honor Roll (Oct. 10 & Nov. 21)

Andrew Oglevie

- Hockey East Honor Roll (Oct. 17, Jan. 16, Jan. 30, Feb. 6 & Feb. 13)

Andrew Peeke

- Hockey East Honor Roll (Jan. 9 & Jan. 23)

Cal Petersen

- Vote For Hobey Baker Candidate (Jan. 30)
- Mike Richter Award Watch List (Oct. 7)
- Hockey East Defensive Player of the Week (Jan. 2 & Feb. 20)
- Hockey East Honor Roll (Oct. 17, Nov. 21, Jan. 16, Jan. 23 & Feb. 6)
- ASN National Player of the Week (Jan. 23)

along with a second aggregate of the fan's one percent vote, will be combined to come up with the "Hobey Hat Trick" which will be announced on March 30.

- The winner will then be announced at the 2017 NCAA Division I Men's Frozen Four, which is being hosted by the University of Notre Dame and the Chicago Sports Commission at the

HOCKEY EAST STANDINGS

		Hockey East						Overall					
		GP	W	L	T	Pts	GF	GA	W	L	T	GF	GA
1	Boston College	20	13	4	3	29	72	49	18	12	4	110	87
2	Boston University	20	12	5	3	27	59	43	20	9	3	104	73
3	Notre Dame	20	11	5	4	26	63	46	18	9	5	106	71
4	UMass Lowell	20	12	7	1	25	69	49	20	9	3	116	80
5	Providence	20	10	7	3	23	58	54	18	9	5	98	75
6	Vermont	20	9	7	4	22	56	59	17	10	5	103	87
7	Merrimack	20	7	7	6	20	53	55	13	13	6	80	82
8	Northeastern	20	8	9	3	19	64	62	15	12	5	118	95
9	New Hampshire	20	7	9	4	18	64	68	12	15	5	104	109
10	Connecticut	20	6	10	4	16	46	56	10	14	8	84	90
11	Maine	20	4	14	2	10	48	70	10	18	4	92	106
12	Massachusetts	20	2	17	1	5	39	80	5	25	2	62	116

United Center in Chicago.

BJORK A HUMANITARIAN FINALIST

► Junior forward Anders Bjork has been selected as one of the five finalist for the 2017 Hockey Humanitarian award, which is presented annually to college finest citizen for leadership in community service.

► Bjork was announced as one of 15 nominees for the award on Jan. 19 and then on Feb. 2, the committee announced the five finalists including, Bjork, Collin Delia (Merrimack), Danny Divis and Justin McKenzie (St. Michael's), David Goodwin (Penn State) and Mike Nervick (Quinnipiac).

► The 2017 Hockey Humanitarian Award recipient will be recognized in a ceremony on Friday, April 7, at the 2017 NCAA Division I Men's Frozen Four, which is being hosted by the University of Notre Dame and the Chicago Sports Commission at the United Center in Chicago.

► Bjork spends a lot of time volunteering in the community, especially with a third grade class just a few blocks south of campus at the Perley Fine Arts Academy in South Bend.

BJORK PLAYING LEAD ROLE

► Junior forward Anders Bjork, a 2014 fifth-round pick by Boston, is one of the country's leading scorers with 19 goals and 24 assists for 43 points.

► The Irish are 18-5-1 when Bjork registers at least one point (1-4-3 when he does not and is in the lineup).

► The Irish are 10-3-0 when he scores at least one goal.

► Bjork has posted 13 multi-point games this season, including four-point games against Arizona State (Oct. 8) and UConn (Oct. 28).

► Bjork became the first Irish player to reach the 40-point plateau since 2014-15, when Vince Hinostroza (11-33-44) and Robbie Russo (15-26-41) both did so.

► Bjork reached the 25-point plateau in his 15th game of the season, marking the fastest any Notre Dame player has reach 25 points in the Coach Jackson era (and dating back to at least 2001-02).

► Bjork notched the 100th point of his Irish career with an assist versus Providence (Feb. 18), becoming the 51st player in program history to reach 100-career points.

► Bjork is the first player to reach 100 points since Mario Lucia accomplished the feat last season and he is the first junior to do so since T.J. Tynan and Anders Lee in 2013.

► Bjork, who is part of the fourth father-son duo to play at Notre Dame, joins his father Kirt

as the first father-son tandem to each register 100-career points at Notre Dame (Kirt was a 1983 All-American who totaled 161 points on 76 goals and 85 assists).

BJORK RANKS

Category	HEA Rank*	NCAA Rank*
Goals (19)	t-5th	t-8th
Assists (24)	t-9th	t-16th
Points (43)	5th	9th
GWG (5)	t-1st	t-2nd
Pts./game (1.40)	6th	11th

SECOND AND THIRD PERIOD SURGES

► This season, Notre Dame is out scoring opponents by a 38-23 margin (+15) in the second period and by a 44-23 (+21) margin in the third period.

► Notre Dame's 44 third period goals are tied with Boston University and Nebraska Omaha the second most in the country.

► The Fighting Irish are averaging 1.42 goals per third period, which is second in the country (Notre Dame has played only 31 third periods this season due to the shortened game at Northeastern on Nov. 13).

PETERSEN'S SHUTOUT STREAK

► From Dec. 10 - Jan. 6, Cal Petersen went 207:10 without allowing a goal, including back-to-back shutouts of Alaska (Dec. 31 - Jan. 1).

► That stretch is the second-longest shutout streak in program history.

1. Steven Summerhays -- 231:50

(Feb. 14 - March 1, 2014):

2. Cal Petersen -- 207:10

(Dec. 10, 2016 - Jan. 6, 2017)

3. David Brown -- 193:27

(Oct. 17-Nov. 8, 2003)

► The back-to-back shutouts over Alaska were Notre Dame's first consecutive shutouts since a home series against Boston University on February 21-22, 2014 (Steven Summerhays played game one in net and then Summerhays and Joe Rogers played in game two).

NHL ALUMNI REPORT (as of Feb. 22)

► Eight former Notre Dame hockey players have played in the NHL this season, including several stretches where all eight were in the NHL at the same time (Nov. 21-28, Dec. 16-23, Jan. 8 - 17).

► It marked the first time in program history when eight former players were on active NHL rosters at the same time.

► The single-season record for most former Irish players skating in the NHL during a season is nine (2011-12).

► Vinnie Hinostroza scored his first career goal and added his first two career assists in

2016-17 Roster
By School and/or Major

Marketing (Mendoza College of Business)

- Anders Bjork (Jr.)
- Bo Brauer (Jr.)
- Dawson Cook (Jr.)

Finance (Mendoza College of Business)

- Tony Bretzman (Jr.)
- Luke Ripley (Jr.)

Management Consulting (Mendoza College of Business)

- Jake Evans (Jr.)
- Jordan Gross (Jr.)
- Ben Ostlie (Sr.)
- Cal Petersen (Jr.)

Mendoza College of Business

- Jack Jenkins (So.)
- Dylan Malmquist (So.)

Political Science (College of Arts & Letters)

- Dennis Gilbert (So.)
- Connor Hurley (Jr.)
- Bobby Nardella (So.)
- Andrew Oglevie (So.)

College of Arts & Letters

- Joe Wegwerth (So.)

Finance & Economics (double major)

- Chad Katunar (Jr.)

Economics & Chinese (double major)

- Peter Mark (Jr.)

First Year of Studies

- Cal Burke (Fr.)
- Tory Dello (Fr.)
- Felix Holmberg (Fr.)
- Cale Morris (Fr.)
- Cam Morrison (Fr.)
- Luke Novak (Fr.)
- Mike O'Leary (Fr.)
- Andrew Peeke (Fr.)

Chicago's 4-3 overtime win against Vancouver (Nov. 19).

► Bryan Rust notched his first career hat trick in Pittsburgh's 8-5 win over Ottawa (Dec. 5), including a penalty shot goal (Ian Cole also had two assists in that victory).

► Rust became the third former Irish player to record an NHL hat trick, joining Palmieri (1) and Dave Poulin (5).

- Eric Condra, Tampa Bay: 13 GP, 0-0-0
- Vinnie Hinostroza, Chicago: 48 GP, 6-8-14
- Stephen Johns, Dallas: 44 GP, 4-4-8
- Riley Sheahan, Detroit: 58 GP, 0-9-9
- Kyle Palmieri, New Jersey: 58 GP, 16-20-36
- Anders Lee, New York Islanders: 58 GP, 22-14-36
- Ian Cole, Pittsburgh: 59 GP, 4-15-19
- Bryan Rust, Pittsburgh: 50 GP, 12-13-25

JACKSON REACHES 250

► In the midst of his 12th season behind the

2016-17 Notre Dame Hockey Roster

No.	Name	Height	Weight	Position	Yr.	Hometown	Last Team (League)
2	Tony Bretzman	5-11	175	Defenseman	JR	Mendota Heights, Minn.	Langley Rivermen (BCHL)
3	Jordan Gross	5-10	186	Defenseman	JR	Maple Grove, Minn.	Green Bay Gamblers (USHL)
4	Dennis Gilbert	6-2	220	Defenseman	SO	Williamsville, N.Y.	Chicago Steel (USHL)
6	Tory Dello	6-0	190	Defenseman	FR	Crystal Lake, Ill.	Tri-City Storm (USHL)
8	Ben Ostlie	6-2	200	Forward	SR	Edina, Minn.	Omaha Lancers (USHL)
9	Dawson Cook	6-2	213	Forward	JR	Cadillac, Mich.	Green Bay Gamblers (USHL)
10	Anders Bjork	6-0	181	Forward	JR	Mequon, Wis.	U.S. National Under-18 Team
11	Cal Burke	5-10	184	Forward	FR	Boxborough, Mass.	Cedar Rapids RoughRiders (USHL)
12	Felix Holmberg	5-10	175	Forward	FR	Stockholm, Sweden	AIK J20 (SuperElit)
15	Andrew Oglevie	5-10	181	Forward	SO	Fullerton, Calif.	Cedar Rapids RoughRiders (USHL)
16	Connor Hurley	6-2	185	Forward	JR	Edina, Minn.	Green Bay Gamblers (USHL)
17	Peter Mark	6-0	180	Defenseman	JR	Minneapolis, Minn.	Saint Thomas Academy (USHS)
18	Jake Evans	6-0	191	Forward	JR	Toronto, Ontario	St. Michael's Buzzers (OJHL)
19	Mike O'Leary	6-1	195	Forward	FR	Halifax, Nova Scotia	Dubuque Fighting Saints (USHL)
21	Joe Wegwerth	6-3	230	Forward	SO	Brewster, N.Y.	Cedar Rapids RoughRiders (USHL)
22	Andrew Peeke	6-2	200	Defenseman	FR	Parkland, Fla.	Green Bay Gamblers (USHL)
23	Luke Novak	6-0	182	Forward	FR	Waukesha, Wis.	New Jersey Hitmen (USPHL)
24	Luke Ripley	6-5	207	Defenseman	JR	Kitimat, British Columbia	Powell River Kings (BCHL)
25	Dylan Malmquist	5-11	185	Forward	SO	Edina, Minn.	Edina (USHS)
26	Cam Morrison	6-3	212	Forward	FR	Aurora, Ontario	Youngstown Phantoms (USHL)
27	Bobby Nardella	5-9	175	Defenseman	SO	Rosemont, Ill.	Tri-City Storm (USHL)
28	Jack Jenkins	5-11	192	Forward	SO	Lake Bluff, Ill.	Fargo Force (USHL)
29	Bo Brauer	6-3	210	Forward	JR	Edina, Minn.	Nanaimo Clippers (BCHL)
32	Cale Morris	6-1	190	Goaltender	FR	Larkspur, Colo.	Waterloo Black Hawks (USHL)
33	Chad Katunar	6-5	210	Goaltender	SR	Victoria, British Columbia	Penticton Vees (BCHL)
40	Cal Petersen	6-3	190	Goaltender	JR	Waterloo, Iowa	Waterloo Black Hawks (USHL)

Coaches

Jeff Jackson: Head Coach (Michigan State '78, 12th season at Notre Dame)

Paul Pooley: Associate Head Coach (Ohio State '84)

Andy Slaggert: Associate Coach (Notre Dame '89)

Kevin Lind: Volunteer Assistant Coach (Notre Dame '14)

John Micheletto: Special Assistant to the Coaching Staff (Dartmouth '88)

Nick Siergiej: Coordinator of Hockey Operations (Wisconsin – River Falls '06)

Athletic Trainer: Kevin Ricks

Equipment Specialist: Scott Eastman

Will Moran: Hockey and Programming Intern

Pronunciation Key

8	Ben AWST-lee
10	Anders BEE-york
15	Andrew Oh-GLE-Vee
25	Dylan Mall-mm-quist
32	KALE Morris
33	Chad Cat -en-arh

California (1)

Andrew Oglevie Fullerton, California

Colorado (1)

Cale Morris Larkspur, Colorado

Florida (1)

Andrew Peeke Parkland, Florida

Illinois (3)

Tory Dello Crystal Lake, Illinois
 Bobby Nardella Rosemont, Illinois
 Jack Jenkins Lake Bluff, Illinois

Iowa (1)

Cal Petersen Waterloo, Iowa

Massachusetts (1)

Cal Burke Boxborough, Massachusetts

Michigan (1)

Dawson Cook Cadillac, Michigan

Minnesota (7)

Tony Bretzman Mendota Heights, Minnesota
 Jordan Gross Maple Grove, Minnesota
 Ben Ostlie Edina, Minnesota
 Connor Hurley Edina, Minnesota
 Dylan Malmquist Edina, Minnesota
 Peter Mark Minneapolis, Minnesota
 Bo Brauer Edina, Minnesota

New York (2)

Dennis Gilbert Williamsville, New York
 Joe Wegwerth Brewster, New York

Wisconsin (2)

Anders Bjork Mequon, Wisconsin
 Luke Novak Waukesha, Wisconsin

Canada (5)

Jake Evans Toronto, Ontario
 Chad Katunar Victoria, British Columbia
 Cam Morrison Aurora, Ontario
 Mike O'Leary Halifax, Nova Scotia
 Luke Ripley Kitimat, British Columbia

Sweden (1)

Felix Holmberg Stockholm, Sweden

THE JACKSON FILE

Full Name

• Jeffery L. Jackson

Birthdate

• June 22, 1955

Hometown

• Roseville, Michigan

Education

• Bachelor's Degree in Communications
Michigan State '78
• Bachelor's Degree in Education
Michigan State '79



Collegiate Coaching Experience

• Assistant Coach, Lake Superior State (1986-90)
• Head Coach, Lake Superior State (1990-96)
Record: 182-52-25 (.751); two NCAA titles, two CCHA regular-season titles, four CCHA tournament championships
• Head Coach, University of Notre Dame (2005-):
- **Two** CCHA regular-season titles
- **Three** CCHA tournament titles
- **Six** NCAA appearances
- **Two** NCAA Frozen Four appearances

International Coaching Experience

• National Coach and Senior Director, U.S. National Team Developmental Program (1996-2000)
• Head Coach, U.S. Junior National Team (1996-97)
• Won silver medal at World Junior Championships
• Assistant Coach, U.S. Olympic Team (1998)

Junior Hockey Experience

• Head Coach, OHL's Guelph Storm (2000-03)
Record: 87-67-24 (4)

Professional Experience

• Assistant Coach, New York Islanders (2003-05)

Coaching Honors

• CCHA Coach of the Year (1990-91)
• CCHA Coach of the Year (2006-07)
• Spencer Penrose Award (2006-07)
• CCHA Coach of the Year (2010-11)

Jackson's Year-By-Year Collegiate Record

Year	Overall			Conference		
	W	L	T	W	L	T
1990-91	36	5	4	26	2	4
1991-92	30	9	4	20	8	4
1992-93	32	8	5	20	5	5
1993-94	31	10	4	18	8	4
1994-95	23	12	6	14	9	4
1995-96	30	8	2	22	6	2
2005-06	13	19	4	11	13	4
2006-07	32	7	3	21	4	3
2007-08	27	16	4	15	9	4
2008-09	31	6	3	21	4	3
2009-10	13	17	8	9	12	7
2010-11	25	14	5	18	7	3
2011-12	19	18	3	12	13	3
2012-13	25	13	3	17	8	3
2013-14	23	15	2	9	9	2
2014-15	18	19	5	10	7	5
2015-16	19	11	7	15	5	2
Totals	427	207	72	278	130	62
	.656			.657		

Head Coach JEFF JACKSON

▶ The 2016-17 hockey season marks University of Notre Dame hockey coach Jeff Jackson's 12th season behind the Irish bench. The highly regarded Jackson now has over 30 years of coaching experience.

▶ Notre Dame's Jeff Jackson era began in 2005 when the University searched for a man who could move the program among the elite hockey schools in the country.

▶ The veteran coach owned a resume packed with success at the collegiate, junior hockey, professional and international levels.

▶ During his now 12-year run, Notre Dame has become one of the nation's top teams, winning the Central Collegiate Hockey Association's (CCHA) regular-season title twice (2006-07 and 2008-09) while earning three Mason Cup championships ('07, '09 and the final one in 2013).

▶ During Jackson's tenure, his teams have made seven trips to the NCAA Tournament (2006-09, 2010-11, 2012-14 and now 2016), advancing to the Frozen Four twice, playing in the 2008 title game and the 2011 national semifinals.

▶ Then in 2013-14, the team's first season in Hockey East, the Irish upset the conference's top team - Boston College - in the quarterfinals to advance to the TD Garden (Boston, Massachusetts) for the Hockey East semifinals

▶ Between 2006-09, the Irish turned in win totals of 32, 27 and 31 for three consecutive seasons of 25 or more wins and three consecutive NCAA tournament appearances, a first in program history.

▶ Jackson's success on the ice also has had a major impact off the ice for the Irish. With the wins came a commitment from the University that led to the new home of Irish hockey - The Compton Family Ice Arena - one of the finest college hockey facilities in the nation. The new venue opened for business on Oct. 21, 2011.

▶ Since Jackson's arrival, the Irish have had 32 players selected in the National Hockey League Entry Draft, including three first round selections. In that same span, 20 players from USA Hockey's National Team Developmental

Program have matriculated to Notre Dame.

▶ During his tenure, the Irish have had five players garner All-America honors -- Robbie Russo in 2015, Anders Lee in 2013, Ian Cole and Erik Condra in 2009 and David Brown in 2007.

▶ In addition, 14 of Jackson's players have gone on to play in the NHL (most recently Vince Hinostroza and Stephen Johns in 2015-16).

▶ Jackson's Notre Dame teams have played with poise, discipline, team speed and also have featured strong goaltending and excellent special teams play.

▶ In taking over the Irish coaching duties in 2005, Jackson became the first Notre Dame head coach to have won an NCAA Division I championship with another program before being hired as an Irish head coach.

▶ Success is nothing new for Jackson at the NCAA Division I level. In six years as the head coach at Lake Superior State (1990-96), Jackson's teams won two NCAA titles in 1992 and 1994 (also advancing to the finals in 1993), two CCHA regular-season championships (1991 and 1996) and four CCHA Mason Cup trophies (1991, 1992, 1993 and 1995).

▶ A 1978 graduate of Michigan State University with a degree in communications, Jackson followed with an education degree from Michigan State in 1979.

▶ In May 2003, Inside College Hockey, ranked Jackson 12th on its list of the 16 greatest college coaches of all-time with only five of the 16 still active in coaching.

▶ Jackson is a member of the USA Hockey Coaches Achievement Program, the American Hockey Coaches Association and the National Hockey League Coaches Association.

THE LAST TIME

TEAM

Notre Dame won in overtime	December 29, 2014 vs. Miami (3-2, ot)
Notre Dame lost in overtime	October 22, 2016 vs. Penn State (3-2)
Notre Dame tied in overtime	February 18, 2017 vs. Providence (3-3, ot)
Notre Dame won in overtime (Hockey East game)	November 14, 2014 at Merrimack (3-2, ot)
Notre Dame lost in overtime (Hockey East game)	February 19, 2016 at Providence College (3-2, ot)
Notre Dame tied in overtime (Hockey East game)	February 18, 2017 vs. Providence (3-3, ot)
Notre Dame scored 10 or more goals in a game	December 29, 2010 vs. Canisius (10-2)
Notre Dame allowed 10 or more goals in a game	March 12, 2005 at Michigan (10-1)

Notre Dame had a home shutout	January 21, 2017 vs. New Hampshire (Cal Petersen, 31 saves)
Notre Dame had a road shutout	December 3, 2016 at Massachusetts (Cal Petersen, 22 saves)
Notre Dame had a neutral site shutout	October 13, 2012 vs. Maine (Steven Summerhays, 22 saves)
Notre Dame had a shutout in a HE game	January 21, 2017 vs. New Hampshire (Cal Petersen, 31 saves)
Notre Dame was shutout in a HE game	Nov. 13, 2016 at Northeastern (Jake Theut, 22 saves in a two period game)

.....	January 29, 2016 vs. Boston College (Thatcher Demko, 28 saves)
Notre Dame was shutout at home	November 26, 2016 vs. Clarkson (Jake Keilley, 35 saves)
Notre Dame was shutout on the road	Nov. 13, 2016 at Northeastern (Jake Theut, 22 saves in a two period game)

.....	November 7, 2014 at Minnesota (Adam Wilcox, 20 saves)
Notre Dame won 1-0	February 27, 2016 vs. Boston University (Cal Petersen, 39 saves)
Notre Dame had 35 or more shots in a game	February 18, 2017 vs. Providence (35 shots)
Notre Dame had 40 or more shots in a game	February 11, 2017 at Maine (40 shots)
Notre Dame had 50 or more shots in a game	October 7 vs. Arizona State (51 shots)
Notre Dame surrendered 35 or more shots in a game	February 18, 2017 vs. Providence (45 shots)
Notre Dame surrendered 40 or more shots in a game	February 18, 2017 vs. Providence (45 shots)
Notre Dame surrendered 50 or more shots in a game	January 1, 2016 at Denver (50 shots)
Notre Dame had three PP goals in a game	October 25, 2014 vs. Niagara (7-0 win)
Notre Dame had four PP goals in a game	October 20, 2013 vs. Michigan Tech (7-3 win)
Notre Dame had six PP goals in a game	October 7, 2016 vs. Arizona State (9-2 win)

.....	February 13, 2009 vs. No. Michigan (9-5 win)
Notre Dame had one shorthanded goal	February 17, 2017 vs. Providence (Anders Bjork in a 4-1 win)
Notre Dame had two shorthanded goals	January 7, 2011 at Northern Michigan (8-1 win)
.....	November 20, 2010 vs. Michigan State (4-2 win)
Notre Dame surrendered five PP goals	December 4, 2004 vs. Michigan (8-0 loss)
Notre Dame surrendered four PP goals	February 1, 2013 at Ohio State (6-3 loss)
Notre Dame surrendered three PP goals	December 2, 2016 at UMass (5-4 loss)
Notre Dame surrendered two short-handed goals	February 8, 2013 vs. Michigan (7-4 win)

INDIVIDUAL

Notre Dame player scored a hat trick	October 16, 2015 - Steven Fogarty (at Penn State)
Notre Dame defenseman scored a hat trick	January 18, 2015 - Robbie Russo (at UConn)
Notre Dame player scored four goals	October 19, 1995 - Brian Urlick (at Alaska-Fairbanks)
Notre Dame player scored five goals	December 29, 1971 - Ian Williams (at Dartmouth)
Notre Dame player had three assists	December 31, 2016 - Jordan Gross (vs. Alaska - 0-3-3)
Notre Dame player had four assists	December 29, 2010 - Stephen Johns (vs. Canisius - 0g, 4a)
Notre Dame player had five assists	October 21, 1994 - Jamie Ling (vs. Waterloo - 2g, 5a)
Notre Dame player had four points	October 28, 2016 - Anders Bjork (vs. UConn - 2-3-4)
Notre Dame player had five points	February 13, 2009 - Erik Condra (vs. Northern Michigan - 2g, 3a)
Notre Dame player had six points	October 21, 1994 - Jamie Ling (vs. Waterloo - 2g, 5a)
Notre Dame player had seven points	October 21, 1994 - Jamie Ling (vs. Waterloo - 2g, 5a)

Notre Dame goalie made 35+ saves	February 18, 2017 - Cal Petersen (vs. Providence, 3-3 tie, 39 saves)
Notre Dame goalie made 40+ saves	February 3, 2017 - Cal Petersen (vs. Vermont, 4-4 tie, 43 saves)
Notre Dame goalie made 50+ saves	March 6, 2015 - Cal Petersen (vs. UMass, 4-3 loss, 87 saves)

Opposing player scored a hat trick	November 11, 2011 - Cody Knyk (Alaska)
Opposing player scored four goals	March 12, 1994 - Colin Ward (Western Michigan)
Opposing player scored five goals	November 10, 1973 - Tom Ross (Michigan State)

Opposing player had four assists	December 2, 2011 - Ludwig Karlsson (Northeastern - 0g, 4a)
Opposing player had five assists	January 20, 1996 - Kevin Hilton (Michigan - 0g, 5a)

Opposing player had four points	March 12, 2016 - Kevin Roy (Northeastern - 2g, 2a)
Opposing player had five points	January 27, 2001 - Jeff Hamilton (Yale - 2g, 3a)
Opposing player had six points	January 11, 1994 - John Gruden (Ferris State - 4g, 3a)
Opposing player had seven points	January 11, 1994 - John Gruden (Ferris State - 4g, 3a)

Opposing goalie made 35+ saves	February 1, 2017 - Matt Morris (Maine, 36 saves, 4-2 ND win)
Opposing goalie made 40+ saves	January 20, 2017 - Danny Tirone (New Hampshire, 47 saves, 2-2 tie)
Opposing goalie made 50+ saves	March 6, 2015 - Steve Mastalerz (UMass, 75 saves, 4-3 win)

Notre Dame had a penalty shot	January 21, 2017 - Joe Wegwerth (saved vs. New Hampshire)
Notre Dame scored on a penalty shot	December 6, 2013 - Jeff Costello (scored vs. Massachusetts)
.....	March 16, 2013 - Bryan Rust (scored vs. Bowling Green)
Opp. had a penalty shot	January 29, 2016 - Colin White - Boston College (saved by Cal Petersen, BC wins 4-0)
.....	January 22, 2016 - Ara Nazarian - New Hampshire (scored on Cal Petersen, ND wins 5-1)
.....	December 10, 2015 - Colin White - Boston College (saved by Cal Petersen, ND wins 4-3)

SERIES

Notre Dame swept a two-game series	February 10-11, 2017 (vs./at Maine, 3-2, 4-2)
Notre Dame swept in a two-game series	January 23-24, 2015 (Northeastern (2-3, 2-4)
Notre Dame swept a Hockey East home series	February 12-13, 2016 (vs. Maine, 4-1, 5-1)
Notre Dame swept a Hockey East road series	February 10-11, 2017 (vs./at Maine, 3-2, 4-2)

The Last Time Notre Dame ... (Comebacks)

Erased a two-goal deficit to win or tie	at Maine on Feb. 11, 2017 (W, 4-2)
.....	vs. Vermont on Feb. 3, 2017 (T, 4-4)
.....	vs. Boston College on Dec. 10, 2016 (W, 3-2)
Erased a two-goal, third period deficit to win or tie	vs. Vermont on Feb. 3, 2017 (T, 4-4)
.....	at Boston College on Dec. 10, 2015 (W, 4-3)

NOTRE DAME'S 2016-17 RECORD WHEN

Overall	18-9-5
In Hockey East games	11-5-4
Non-conference games	7-4-1
Home	12-5-4
Road	6-4-1
Neutral	0-0-0
In overtime games	0-1-4

When Notre Dame scores first	12-5-2
When opponents score first	6-5-2
When Notre Dame leads after one period	7-2-1
When Notre Dame trails after one period	5-5-1
When score is tied after one period	6-2-3
When Notre Dame leads after two periods	12-1-1
When Notre Dame trails after two periods	0-6-2
When score is tied after two periods	6-2-2
When Notre Dame outshoots opponent	15-4-3
When opponent outshoots Notre Dame	3-5-2
When shots are even	0-0-0
In Game 1 of weekend series*	8-4-3
In Game 2 of weekend series*	9-4-2
In Game 1 of Hockey East weekend series	4-3-3
In Game 2 of Hockey East weekend series	6-1-2

* - Includes Shillelagh Tournament games

In one-goal games	3-3-0
In two-goal games	5-5-0

When scoring two or more goals	17-7-4
When scoring three or more goals	16-3-3
When scoring four or more goals	10-2-1
When scoring five or more goals	6-0-0

Against Ranked Opponents

vs. #3/4 Boston College	1-0-0
at #4/4 Minnesota Duluth	1-1-0
vs. #5/6 UMass Lowell	1-1-0
vs. #10/10 Providence College	1-0-1
at #11/13 Boston College	0-1-0
vs. #12/13 Vermont	1-0-1

Month-By-Month

Notre Dame in October	4-3-1
Notre Dame in November	3-2-1
Notre Dame in December	3-1-0
Notre Dame in January	4-3-1
Notre Dame in February	4-0-2
Notre Dame in March

Vs. Conferences

Atlantic Hockey	1-0-0
Big Ten	0-1-1
ECAC	0-1-0
Hockey East	11-5-4
Independent	2-0-0
NCHC	1-1-0
WCHA	3-1-0

Date	Opponent	Score	Att.	Record:	Overall	Home	Away	Neutral						
Oct 07	ARIZONA STATE	W 9-2	3356	ALL GAMES	18-9-5	12-5-4	6-4-1	0-0-0						
Oct 08	ARIZONA STATE	W 4-2	3554	CONFERENCE	11-5-4	6-2-3	5-3-1	0-0-0						
Oct 14	at #4 Minnesota Duluth	L 3-4	5526	NON-CONFERENCE	7-4-1	6-3-1	1-1-0	0-0-0						
Oct 15	at #4 Minnesota Duluth	W 3-1	6014											
Oct 21	PENN STATE	Tot 3-3	3411											
Oct 22	PENN STATE	Lot 2-3	3518											
* Oct 27	UCONN	L 2-4	2936	## Player	gp	g	a	pts	sh	sh%	pen-min	pp	sh	
* Oct 28	UCONN	W 6-2	4065	10 Anders Bjork	31	19	24	43	109	.174	6-12	4	2	
* Nov 12	at Northeastern	W 5-2	3511	15 Andrew Oglevie	32	18	16	34	105	.171	4-8	4	1	
* Nov 13	at Northeastern	T 0-0	1444	18 Jake Evans	32	10	23	33	89	.112	14-39	1	1	
* Nov 17	#5 UMASS LOWELL	L 1-4	3151	3 Jordan Gross	32	8	19	27	128	.062	6-12	5	0	
* Nov 18	#5 UMASS LOWELL	W 4-1	4653	25 Dylan Malmquist	32	8	13	21	56	.143	9-18	3	0	
Nov 25	HOLY CROSS	W 5-3	4581	4 Dennis Gilbert	32	0	20	20	40	.000	9-18	0	0	
Nov 26	CLARKSON	L 0-2	3865	27 Bobby Nardella	26	6	13	19	70	.086	8-24	4	0	
* Dec 2	at Massachusetts	L 4-5	2481	26 Cam Morrison	32	8	8	16	62	.129	4-8	3	0	
* Dec 3	at Massachusetts	W 3-0	3039	16 Connor Hurley	21	4	12	16	26	.154	11-22	0	0	
* Dec 10	#3 BOSTON COLLEGE	W 3-2	5022	22 Andrew Peeke	32	4	9	13	51	.078	6-12	0	0	
Dec 31	ALASKA	W 5-0	4149	11 Cal Burke	32	3	8	11	65	.046	4-8	0	0	
Jan 01	ALASKA	W 4-0	4023	21 Joe Wegwerth	26	6	4	10	46	.130	7-14	3	0	
Jan 06	MICHIGAN TECH	W 3-1	4328	6 Tory Dello	31	1	9	10	67	.015	22-63	0	0	
Jan 07	MICHIGAN TECH	L 2-4	4741	28 Jack Jenkins	28	5	3	8	69	.072	2-4	0	0	
* Jan 13	at Merrimack	W 2-1	2251	31 Dawson Cook	31	1	4	5	34	.029	4-8	0	0	
* Jan 14	at Merrimack	L 2-4	2271	9 Bo Brauer	18	3	0	3	9	.333	3-14	1	0	
* Jan 20	NEW HAMPSHIRE	Tot 2-2	4504	19 Mike O'Leary	29	1	1	2	16	.062	12-32	0	0	
* Jan 21	NEW HAMPSHIRE	W 3-0	4652	12 Felix Holmberg	16	1	0	1	8	.125	1-2	0	0	
* Jan 28	at #13 Boston College	L 4-6	7884	2 Tony Bretzman	11	0	1	1	6	.000	1-2	0	0	
* Feb 03	#12 VERMONT	Tot 4-4	4520	40 Cal Petersen	32	0	1	1	0	.000	1-2	0	0	
* Feb 04	#12 VERMONT	W 4-1	4744	8 Ben Ostlie	22	0	0	0	9	.000	5-10	0	0	
* Feb 10	at Maine	W 3-2	4990	24 Luke Ripley	30	0	0	0	21	.000	16-32	0	0	
* Feb 11	at Maine	W 4-2	4392	TM TEAM	19	0	0	0	0	.000	3-6	0	0	
* Feb 17	#10 PROVIDENCE COLLEGE	W 4-1	4509	Total	32	106	188	294	1086	.098	158-370	28	4	
* Feb 18	#10 PROVIDENCE COLLEGE	Tot 3-3	5022	Opponents	32	71	116	187	909	.078	185-443	19	1	
TEAM STATISTICS				ND	OPP									
SHOT STATISTICS														
Goals-Shot attempts		106-1086	71-909											
Shot pct.		.098	.078											
Goals/Game		3.3	2.2											
Shots/Game		33.9	28.4											
POWER PLAYS														
Goals-Power Plays		28-152	19-130											
Conversion Percent		.184	.146											
Shot Attempts		244	175											
Shot Percent		.115	.109											
GOAL BREAKDOWN														
Power Play		28	19											
Short-handed		4	1											
Empty net		4	4											
Penalty		0	0											
Unassisted		6	5											
Overtime		0	1											
PENALTIES														
Number		158	185											
Minutes		370	443											
Penalties/Game		4.9	5.8											
Pen minutes/Game		11.6	13.8											
				## Goalie	gp	min	ga	gaavg	saves	save%	w-l-t			
				40 Cal Petersen	32	1892:12	66	2.09	831	.926	18-9-5			
				32 Cale Morris	1	19:43	1	3.04	7	.875	0-0-0			
				TM EMPTY NET	19	9:25	4	-	0	.000	0-0-0			
				Total	32	1921:20	71	2.22	838	.922	18-9-5			
				Opponents	32	1921:20	106	3.31	980	.902	9-18-5			
				Attendance Summary				ND	Opponent					
				Total				87304	43803					
				Dates/Avg Per Date				21/4157	11/3982					
				Neutral Site #/Avg				0/0						
				Goals by Period				1st	2nd	3rd	OT	Total		
				Notre Dame				24	38	44	0	106		
				Opponents				24	23	23	1	71		
				Saves by Period				1st	2nd	3rd	OT	Total		
				Notre Dame				274	284	268	12	838		
				Opponents				319	356	295	10	980		

##	Player	gp	Shots					+/-	Penalties				Goals								
			g	a	pts	sh	sh%		pen-min	min	maj	oth	pp	sh	fg	gw	gt	ot	ht	pn	ua
10	Anders Bjork	31	19	24	43	109	.174	+14	6-12	6	0	0	4	2	3	5	0	0	0	0	3
15	Andrew Oglevie	32	18	16	34	105	.171	+17	4-8	4	0	0	4	1	4	2	0	0	0	0	2
18	Jake Evans	32	10	23	33	89	.112	+12	14-39	12	1	1	1	1	1	0	0	0	0	0	0
3	Jordan Gross	32	8	19	27	128	.062	+9	6-12	6	0	0	5	0	1	2	1	0	0	0	0
25	Dylan Malmquist	32	8	13	21	56	.143	+5	9-18	9	0	0	3	0	2	3	0	0	0	0	0
4	Dennis Gilbert	32	0	20	20	40	.000	+24	9-18	9	0	0	0	0	0	0	0	0	0	0	0
27	Bobby Nardella	26	6	13	19	70	.086	+7	8-24	7	0	1	4	0	1	0	0	0	0	0	0
26	Cam Morrison	32	8	8	16	62	.129	+3	4-8	4	0	0	3	0	0	1	2	0	0	0	0
16	Connor Hurley	21	4	12	16	26	.154	+5	11-22	11	0	0	0	0	2	1	0	0	0	0	0
22	Andrew Peeke	32	4	9	13	51	.078	+8	6-12	6	0	0	0	0	0	1	0	0	0	0	0
11	Cal Burke	32	3	8	11	65	.046	+4	4-8	4	0	0	0	0	0	1	0	0	0	0	0
21	Joe Wegwerth	26	6	4	10	46	.130	+1	7-14	7	0	0	3	0	1	0	1	0	0	0	1
6	Tory Dello	31	1	9	10	67	.015	+10	22-63	19	1	2	0	0	0	0	0	0	0	0	0
28	Jack Jenkins	28	5	3	8	69	.072	0	2-4	2	0	0	0	0	3	2	0	0	0	0	0
9	Dawson Cook	31	1	4	5	34	.029	+5	4-8	4	0	0	0	0	0	0	0	0	0	0	0
29	Bo Brauer	18	3	0	3	9	.333	0	3-14	2	0	1	1	0	0	0	0	0	0	0	0
19	Mike O'Leary	29	1	1	2	16	.062	+3	12-32	11	0	1	0	0	0	0	0	0	0	0	0
12	Felix Holmberg	16	1	0	1	8	.125	-1	1-2	1	0	0	0	0	0	0	0	0	0	0	0
2	Tony Bretzman	11	0	1	1	6	.000	-1	1-2	1	0	0	0	0	0	0	0	0	0	0	0
40	Cal Petersen	32	0	1	1	0	.000	0	1-2	1	0	0	0	0	0	0	0	0	0	0	0
8	Ben Ostlie	22	0	0	0	9	.000	0	5-10	5	0	0	0	0	0	0	0	0	0	0	0
24	Luke Ripley	30	0	0	0	21	.000	-3	16-32	16	0	0	0	0	0	0	0	0	0	0	0
TM	TEAM	19	0	0	0	0	.000	0	3-6	3	0	0	0	0	0	0	0	0	0	0	0
	Total	32	106	188	294	1086	.098	+122	158-370	150	2	6	28	4	18	18	4	0	0	0	6
	Opponents	32	71	116	187	909	.078	-	185-443	174	3	8	19	1	13	9	0	1	0	0	5

##	Goalie	gp-gs	Goal average			Saves		Record				Goals allowed				
			minutes	ga	avg	saves	pct	w	l	t	sho	pp	sh	en	pen	sog
40	Cal Petersen	32-32	1892:12	66	2.09	831	.926	18	9	5	5	19	0	0	0	0
32	Cale Morris	1-0	19:43	1	3.04	7	.875	0	0	0	0	0	0	0	0	0
TM	EMPTY NET	19-0	9:25	4	-	0	.000	0	0	0	0	0	1	4	0	0
	Total	32-0	1921:20	71	2.22	838	.922	18	9	5	5	19	1	4	0	0
	Opponents	32-0	1921:20	106	3.31	980	.902	9	18	5	2	28	4	4	0	0

##	Points	GP	G	A	Pts	Sh	##	Assists	GP	G	A	Pts	Sh	
10	Anders Bjork	31	19	24	43	109	10	Anders Bjork	31	19	24	43	109	
15	Andrew Oglevie	32	18	16	34	105	18	Jake Evans	32	10	23	33	89	
18	Jake Evans	32	10	23	33	89	4	Dennis Gilbert	32	0	20	20	40	
3	Jordan Gross	32	8	19	27	128	3	Jordan Gross	32	8	19	27	128	
25	Dylan Malmquist	32	8	13	21	56	15	Andrew Oglevie	32	18	16	34	105	
4	Dennis Gilbert	32	0	20	20	40	25	Dylan Malmquist	32	8	13	21	56	
27	Bobby Nardella	26	6	13	19	70	27	Bobby Nardella	26	6	13	19	70	
26	Cam Morrison	32	8	8	16	62	16	Connor Hurley	21	4	12	16	26	
16	Connor Hurley	21	4	12	16	26	22	Andrew Peeke	32	4	9	13	51	
22	Andrew Peeke	32	4	9	13	51	6	Tory Dello	31	1	9	10	67	
##	Goals	GP	G	A	Pts	Sh	##	Shots	GP	G	A	Pts	Sh	Sh%
10	Anders Bjork	31	19	24	43	109	3	Jordan Gross	32	8	19	27	128	.062
15	Andrew Oglevie	32	18	16	34	105	10	Anders Bjork	31	19	24	43	109	.174
18	Jake Evans	32	10	23	33	89	15	Andrew Oglevie	32	18	16	34	105	.171
3	Jordan Gross	32	8	19	27	128	18	Jake Evans	32	10	23	33	89	.112
25	Dylan Malmquist	32	8	13	21	56	27	Bobby Nardella	26	6	13	19	70	.086
26	Cam Morrison	32	8	8	16	62	28	Jack Jenkins	28	5	3	8	69	.072
27	Bobby Nardella	26	6	13	19	70	6	Tory Dello	31	1	9	10	67	.015
21	Joe Wegwerth	26	6	4	10	46	11	Cal Burke	32	3	8	11	65	.046
28	Jack Jenkins	28	5	3	8	69	26	Cam Morrison	32	8	8	16	62	.129
16	Connor Hurley	21	4	12	16	26	25	Dylan Malmquist	32	8	13	21	56	.143
##	Power-Play Goals	GP	PPG	##	Shot Pct.	GP	G	A	Pts	Sh	Sh%			
3	Jordan Gross	32	5	29	Bo Brauer	18	3	0	3	9	.333			
27	Bobby Nardella	26	4	10	Anders Bjork	31	19	24	43	109	.174			
15	Andrew Oglevie	32	4	15	Andrew Oglevie	32	18	16	34	105	.171			
10	Anders Bjork	31	4	16	Connor Hurley	21	4	12	16	26	.154			
26	Cam Morrison	32	3	25	Dylan Malmquist	32	8	13	21	56	.143			
25	Dylan Malmquist	32	3	21	Joe Wegwerth	26	6	4	10	46	.130			
21	Joe Wegwerth	26	3	26	Cam Morrison	32	8	8	16	62	.129			
##	Short-Handed Goals	GP	SHG	12	Felix Holmberg	16	1	0	1	8	.125			
10	Anders Bjork	31	2	18	Jake Evans	32	10	23	33	89	.112			
18	Jake Evans	32	1	27	Bobby Nardella	26	6	13	19	70	.086			
15	Andrew Oglevie	32	1	##	Penalties	GP	Pen	Min						
6	Tory Dello	31	22	63										
24	Luke Ripley	30	16	32										
18	Jake Evans	32	14	39										
19	Mike O'Leary	29	12	32										
16	Connor Hurley	21	11	22										
25	Dylan Malmquist	32	9	18										
4	Dennis Gilbert	32	9	18										
27	Bobby Nardella	26	8	24										
21	Joe Wegwerth	26	7	14										
22	Andrew Peeke	32	6	12										
##	Game-Winning Goals	GP	GWG	##	Penalty Minutes	GP	Pen	Min						
10	Anders Bjork	31	5	6	Tory Dello	31	22	63						
25	Dylan Malmquist	32	3	18	Jake Evans	32	14	39						
28	Jack Jenkins	28	2	19	Mike O'Leary	29	12	32						
15	Andrew Oglevie	32	2	24	Luke Ripley	30	16	32						
3	Jordan Gross	32	2	27	Bobby Nardella	26	8	24						
##	Plus/Minus	GP	+/-	16	Connor Hurley	21	11	22						
4	Dennis Gilbert	32	+24	25	Dylan Malmquist	32	9	18						
15	Andrew Oglevie	32	+17	4	Dennis Gilbert	32	9	18						
10	Anders Bjork	31	+14	21	Joe Wegwerth	26	7	14						
18	Jake Evans	32	+12	29	Bo Brauer	18	3	14						
6	Tory Dello	31	+10											
3	Jordan Gross	32	+9											
22	Andrew Peeke	32	+8											
27	Bobby Nardella	26	+7											
25	Dylan Malmquist	32	+5											
16	Connor Hurley	21	+5											

Date	Opponent		Score	Shots	Overall	Conf	Time	Att.	Goalie of record
Oct 07	ARIZONA STATE	W	9-2	51/19	1-0-0	0-0-0	2:45	3356	Cal Petersen
Oct 08	ARIZONA STATE	W	4-2	37/25	2-0-0	0-0-0	2:18	3554	Cal Petersen
Oct 14	at #4 Minnesota Duluth	L	3-4	23/32	2-1-0	0-0-0	2:20	5526	Cal Petersen
Oct 15	at #4 Minnesota Duluth	W	3-1	38/28	3-1-0	0-0-0	2:13	6014	Cal Petersen
Oct 21	PENN STATE	Tot	3-3	33/32	3-1-1	0-0-0	2:27	3411	Cal Petersen
Oct 22	PENN STATE	Lot	2-3	28/33	3-2-1	0-0-0	2:20	3518	Cal Petersen
* Oct 27	UCONN	L	2-4	49/25	3-3-1	0-1-0	2:23	2936	Cal Petersen
* Oct 28	UCONN	W	6-2	39/32	4-3-1	1-1-0	2:00	4065	Cal Petersen
* Nov 12	at Northeastern	W	5-2	28/25	5-3-1	2-1-0	2:20	3511	Cal Petersen
* Nov 13	at Northeastern	T	0-0	22/16	5-3-2	2-1-1	1:28	1444	Cal Petersen
* Nov 17	#5 UMASS LOWELL	L	1-4	23/35	5-4-2	2-2-1	2:00	3151	Cal Petersen
* Nov 18	#5 UMASS LOWELL	W	4-1	34/22	6-4-2	3-2-1	2:10	4653	Cal Petersen
Nov 25	HOLY CROSS	W	5-3	30/20	7-4-2	3-2-1	1:58	4581	Cal Petersen
Nov 26	CLARKSON	L	0-2	35/27	7-5-2	3-2-1	2:07	3865	Cal Petersen
* Dec 2	at Massachusetts	L	4-5	25/24	7-6-2	3-3-1	2:29	2481	Cal Petersen
* Dec 3	at Massachusetts	W	3-0	36/22	8-6-2	4-3-1	2:20	3039	Cal Petersen
* Dec 10	#3 BOSTON COLLEGE	W	3-2	32/17	9-6-2	5-3-1	2:15	5022	Cal Petersen
Dec 31	ALASKA	W	5-0	38/34	10-6-2	5-3-1	2:11	4149	Cal Petersen
Jan 01	ALASKA	W	4-0	36/21	11-6-2	5-3-1	2:05	4023	Cal Petersen
Jan 06	MICHIGAN TECH	W	3-1	26/28	12-6-2	5-3-1	2:17	4328	Cal Petersen
Jan 07	MICHIGAN TECH	L	2-4	25/34	12-7-2	5-3-1	2:25	4741	Cal Petersen
* Jan 13	at Merrimack	W	2-1	36/22	13-7-2	6-3-1	2:07	2251	Cal Petersen
* Jan 14	at Merrimack	L	2-4	37/28	13-8-2	6-4-1	2:13	2271	Cal Petersen
* Jan 20	NEW HAMPSHIRE	Tot	2-2	49/28	13-8-3	6-4-2	2:11	4504	Cal Petersen
* Jan 21	NEW HAMPSHIRE	W	3-0	43/31	14-8-3	7-4-2	2:07	4652	Cal Petersen
* Jan 28	at #13 Boston College	L	4-6	33/44	14-9-3	7-5-2	2:15	7884	Cal Petersen
* Feb 03	#12 VERMONT	Tot	4-4	34/47	14-9-4	7-5-3	2:33	4520	Cal Petersen
* Feb 04	#12 VERMONT	W	4-1	28/32	15-9-4	8-5-3	2:21	4744	Cal Petersen
* Feb 10	at Maine	W	3-2	28/31	16-9-4	9-5-3	2:10	4990	Cal Petersen
* Feb 11	at Maine	W	4-2	40/19	17-9-4	10-5-3	2:09	4392	Cal Petersen
* Feb 17	#10 PROVIDENCE COLLEGE	W	4-1	35/34	18-9-4	11-5-3	2:20	4509	Cal Petersen
* Feb 18	#10 PROVIDENCE COLLEGE	Tot	3-3	35/42	18-9-5	11-5-4	2:30	5022	Cal Petersen

Team Record	W-L-T	Attendance	Dates	Total	Avg.
Overall:	18-9-5	Total:	32	131107	4097
Conference:	11-5-4	Home:	21	87304	4157
Home:	12-5-4	Away:	11	43803	3982
Away:	6-4-1	Neutral:	0	0	0
Neutral:	0-0-0				
Overtime:	0-1-4				

Date	Opponent	Score	Goals	Shots		Penalties		Power Plays	
				Assists	Shots	Pen-Min	Pen-Min	G-Ch	G-Ch
Oct 07	ARIZONA STATE	9-2	9 / 2	17 / 4	51 / 19	17-66	/ 31-116	6-19	/ 0-9
Oct 08	ARIZONA STATE	4-2	4 / 2	8 / 4	37 / 25	5-10	/ 12-32	1-9	/ 1-4
Oct 14	at Minnesota Duluth	3-4	3 / 4	5 / 7	23 / 32	6-12	/ 6-12	2-6	/ 1-6
Oct 15	at Minnesota Duluth	3-1	3 / 1	6 / 1	38 / 28	4-8	/ 3-6	1-3	/ 0-4
Oct 21	PENN STATE	3-3	3 / 3	4 / 6	33 / 32	9-18	/ 11-22	0-10	/ 1-8
Oct 22	PENN STATE	2-3	2 / 3	4 / 5	28 / 33	5-10	/ 6-12	2-6	/ 0-5
Oct 27	UCONN	2-4	2 / 4	4 / 7	49 / 25	1-2	/ 6-12	0-6	/ 1-1
Oct 28	UCONN	6-2	6 / 2	11 / 4	39 / 32	2-4	/ 1-2	1-1	/ 1-2
Nov 12	at Northeastern	5-2	5 / 2	10 / 4	28 / 25	4-8	/ 2-4	1-2	/ 2-4
Nov 13	at Northeastern	0-0	0 / 0	0 / 0	22 / 16	4-8	/ 6-12	0-4	/ 0-3
Nov 17	UMASS LOWELL	1-4	1 / 4	2 / 7	23 / 35	6-12	/ 5-10	0-4	/ 0-5
Nov 18	UMASS LOWELL	4-1	4 / 1	8 / 2	34 / 22	7-25	/ 4-8	0-4	/ 0-6
Nov 25	HOLY CROSS	5-3	5 / 3	8 / 4	30 / 20	2-4	/ 4-8	1-4	/ 1-2
Nov 26	CLARKSON	0-2	0 / 2	0 / 2	35 / 27	6-23	/ 8-16	0-7	/ 0-4
Dec 2	at Massachusetts	4-5	4 / 5	7 / 9	25 / 24	4-8	/ 2-4	1-2	/ 3-4
Dec 3	at Massachusetts	3-0	3 / 0	6 / 0	36 / 22	7-14	/ 4-8	0-2	/ 0-5
Dec 10	BOSTON COLLEGE	3-2	3 / 2	4 / 4	32 / 17	4-8	/ 6-12	1-6	/ 2-4
Dec 31	ALASKA	5-0	5 / 0	9 / 0	38 / 34	6-12	/ 6-12	2-5	/ 0-4
Jan 01	ALASKA	4-0	4 / 0	7 / 0	36 / 21	5-10	/ 5-21	2-5	/ 0-5
Jan 06	MICHIGAN TECH	3-1	3 / 1	4 / 2	26 / 28	5-10	/ 6-12	0-6	/ 1-5
Jan 07	MICHIGAN TECH	2-4	2 / 4	4 / 6	25 / 34	5-10	/ 4-8	1-3	/ 0-4
Jan 13	at Merrimack	2-1	2 / 1	3 / 2	36 / 22	6-12	/ 4-8	0-4	/ 1-6
Jan 14	at Merrimack	2-4	2 / 4	4 / 6	37 / 28	2-4	/ 3-6	1-3	/ 1-2
Jan 20	NEW HAMPSHIRE	2-2	2 / 2	3 / 3	49 / 28	4-8	/ 4-8	0-3	/ 1-3
Jan 21	NEW HAMPSHIRE	3-0	3 / 0	6 / 0	43 / 31	4-8	/ 5-10	0-3	/ 0-3
Jan 28	at Boston College	4-6	4 / 6	8 / 11	33 / 44	4-8	/ 5-10	0-3	/ 0-3
Feb 03	VERMONT	4-4	4 / 4	8 / 4	34 / 47	6-12	/ 6-12	1-5	/ 1-5
Feb 04	VERMONT	4-1	4 / 1	5 / 1	28 / 32	5-10	/ 6-12	0-4	/ 0-3
Feb 10	at Maine	3-2	3 / 2	3 / 3	28 / 31	4-8	/ 5-10	0-4	/ 1-4
Feb 11	at Maine	4-2	4 / 2	8 / 4	40 / 19	4-8	/ 5-10	2-5	/ 0-3
Feb 17	PROVIDENCE COLLEGE	4-1	4 / 1	6 / 0	35 / 34	3-6	/ 1-2	1-1	/ 0-2
Feb 18	PROVIDENCE COLLEGE	3-3	3 / 3	6 / 4	35 / 42	2-4	/ 3-6	1-3	/ 0-2
Totals		106-71	106 / 71	188 / 116	1086 / 909	158-370	/ 185-443	28-152	/ 19-130

Note: Game totals are displayed in the format TEAM/OPPONENT for each category

Date	Opponent	Score	Att.	Record:	Overall	Home	Away	Neutral
* Oct 27	UCONN	L 2-4	2936	ALL GAMES	11-5-4	6-2-3	5-3-1	0-0-0
* Oct 28	UCONN	W 6-2	4065	CONFERENCE	11-5-4	6-2-3	5-3-1	0-0-0
* Nov 12	at Northeastern	W 5-2	3511	NON-CONFERENCE	0-0-0	0-0-0	0-0-0	0-0-0
* Nov 13	at Northeastern	T 0-0	1444					
* Nov 17	#5 UMASS LOWELL	L 1-4	3151					
* Nov 18	#5 UMASS LOWELL	W 4-1	4653					
* Dec 2	at Massachusetts	L 4-5	2481					
* Dec 3	at Massachusetts	W 3-0	3039					
* Dec 10	#3 BOSTON COLLEGE	W 3-2	5022					
* Jan 13	at Merrimack	W 2-1	2251					
* Jan 14	at Merrimack	L 2-4	2271					
* Jan 20	NEW HAMPSHIRE	Tot 2-2	4504					
* Jan 21	NEW HAMPSHIRE	W 3-0	4652					
* Jan 28	at #13 Boston College	L 4-6	7884					
* Feb 03	#12 VERMONT	Tot 4-4	4520					
* Feb 04	#12 VERMONT	W 4-1	4744					
* Feb 10	at Maine	W 3-2	4990					
* Feb 11	at Maine	W 4-2	4392					
* Feb 17	#10 PROVIDENCE COLLEGE	W 4-1	4509					
* Feb 18	#10 PROVIDENCE COLLEGE	Tot 3-3	5022					

TEAM STATISTICS	ND	OPP
SHOT STATISTICS		
Goals-Shot attempts	63-686	46-576
Shot pct.	.092	.080
Goals/Game	3.2	2.3
Shots/Game	34.3	28.8
POWER PLAYS		
Goals-Power Plays	10-69	14-70
Conversion Percent	.145	.200
Shot Attempts	124	99
Shot Percent	.081	.141
GOAL BREAKDOWN		
Power Play	10	14
Short-handed	3	1
Empty net	2	4
Penalty	0	0
Unassisted	4	4
Overtime	0	0
PENALTIES		
Number	83	83
Minutes	177	166
Penalties/Game	4.2	4.2
Pen minutes/Game	8.9	8.3

Record:	Overall	Home	Away	Neutral
ALL GAMES	11-5-4	6-2-3	5-3-1	0-0-0
CONFERENCE	11-5-4	6-2-3	5-3-1	0-0-0
NON-CONFERENCE	0-0-0	0-0-0	0-0-0	0-0-0

##	Player	gp	g	a	pts	sh	sh%	pen-min	pp	sh
10	Anders Bjork	19	12	12	24	68	.176	5-10	2	2
18	Jake Evans	20	7	15	22	65	.108	8-16	0	0
15	Andrew Oglevie	20	12	9	21	60	.200	3-6	0	1
4	Dennis Gilbert	20	0	18	18	26	.000	6-12	0	0
3	Jordan Gross	20	4	8	12	78	.051	0-0	3	0
27	Bobby Nardella	14	3	9	12	35	.086	2-4	2	0
22	Andrew Peeke	20	4	5	9	39	.103	5-10	0	0
11	Cal Burke	20	2	7	9	48	.042	1-2	0	0
26	Cam Morrison	20	4	4	8	37	.108	1-2	1	0
25	Dylan Malmquist	20	3	4	7	37	.081	5-10	1	0
16	Connor Hurley	11	2	5	7	8	.250	5-10	0	0
28	Jack Jenkins	20	3	3	6	54	.056	1-2	0	0
6	Tory Dello	19	1	5	6	37	.027	12-35	0	0
21	Joe Wegwerth	15	2	2	4	25	.080	2-4	1	0
9	Dawson Cook	20	1	3	4	24	.042	3-6	0	0
19	Mike O'Leary	18	1	1	2	9	.111	9-18	0	0
29	Bo Brauer	12	1	0	1	4	.250	1-2	0	0
12	Felix Holmberg	12	1	0	1	7	.143	1-2	0	0
2	Tony Bretzman	8	0	1	1	5	.000	1-2	0	0
40	Cal Petersen	20	0	1	1	0	.000	1-2	0	0
8	Ben Ostlie	12	0	0	0	4	.000	2-4	0	0
24	Luke Ripley	20	0	0	0	16	.000	9-18	0	0
Total		20	63	112	175	686	.092	83-177	10	3
Opponents		20	46	75	121	576	.080	83-166	14	1

##	Goalie	gp	min	ga	gaavg	saves	save%	w-l-t
40	Cal Petersen	20	1190:15	42	2.12	530	.927	11-5-4
TM	EMPTY NET	9	4:45	4	-	0	.000	0-0-0
Total		20	1195:00	46	2.31	530	.920	11-5-4
Opponents		20	1195:00	63	3.16	623	.908	5-11-4

Attendance Summary	ND	Opponent
Total	47778	32263
Dates/Avg Per Date	11/4343	9/3585
Neutral Site #/Avg	0/0	

Goals by Period	1st	2nd	3rd	OT	Total
Notre Dame	13	21	29	0	63
Opponents	15	14	17	0	46

Saves by Period	1st	2nd	3rd	OT	Total
Notre Dame	184	172	167	7	530
Opponents	197	234	185	7	623

Hockey Game Box Score (Final) Penn State vs #3 Notre Dame (Oct 21, 2016 at Notre Dame, Ind.)

Penn State (2-1-1, 0-0-0 B1G) vs. Notre Dame (3-1-1, 0-0-0 HEA) Date: Oct 21, 2016 • Location: Notre Dame, Ind. • Arena: Compton Family Arena Attendance: 3411 • Start time: 7:35 PM • End time: 10:02 PM • Total time: 2:27

Game box score table for Penn State vs #3 Notre Dame. Includes columns for Prd, Time, Team, Scored by, Assists, Vis. on ice, Home on ice, Goals by Period, Shots by Period, Power Play Goals-Att (Sh), and Penalties-Minutes by Prd.

GOALTENDERS table for Penn State vs #3 Notre Dame. Lists goalie names, teams, and statistics including Dec, Min, GA, 1, 2, 3, OT, Saves.

PENALTY SUMMARY table for Penn State vs #3 Notre Dame. Lists player names, teams, and statistics including Prd, Player, Team, MinOffense, Time.

Penn State-Jones, Peyton (2-0-1). Notre Dame-Cal Petersen (3-1-1). Timeout by Notre Dame at 14:45 in 3rd period. Timeout by Penn State at 1:39 in OT period.

Referee's signature

Hockey Game Box Score (Final) Penn State vs #3 Notre Dame (Oct 22, 2016 at Notre Dame, Ind.)

Penn State (3-1-1, 0-0-0 B1G) vs. Notre Dame (3-2-1, 0-0-0 HEA) Date: Oct 22, 2016 • Location: Notre Dame, Ind. • Arena: Compton Ice Arena Attendance: 3518 • Start time: 7:10 PM • End time: 9:30 PM • Total time: 2:20

Game box score table for Penn State vs #3 Notre Dame. Includes columns for Prd, Time, Team, Scored by, Assists, Vis. on ice, Home on ice, Goals by Period, Shots by Period, Power Play Goals-Att (Sh), and Penalties-Minutes by Prd.

GOALTENDERS table for Penn State vs #3 Notre Dame. Lists goalie names, teams, and statistics including Dec, Min, GA, 1, 2, 3, OT, Saves.

PENALTY SUMMARY table for Penn State vs #3 Notre Dame. Lists player names, teams, and statistics including Prd, Player, Team, MinOffense, Time.

Win-Jones, Peyton (3-0-1). Loss-Cal Petersen (3-2-1). PSU Timeout at 12:49 of 2nd Period.

Referee's signature

Hockey Game Box Score (Final) UCONN vs #6 Notre Dame (Oct 27, 2016 at Notre Dame, Ind.)

UCONN (3-1-2, 1-0-0 HEA) vs. Notre Dame (3-3-1, 0-1-0 HEA) Date: Oct 27, 2016 • Location: Notre Dame, Ind. • Arena: Compton Family Arena Attendance: 2936 • Start time: 7:35 PM • End time: 9:58 PM • Total time: 2:23

Game box score table for UCONN vs #6 Notre Dame. Includes columns for Prd, Time, Team, Scored by, Assists, Vis. on ice, Home on ice, Goals by Period, Shots by Period, Power Play Goals-Att (Sh), and Penalties-Minutes by Prd.

GOALTENDERS table for UCONN vs #6 Notre Dame. Lists goalie names, teams, and statistics including Dec, Min, GA, 1, 2, 3, Saves.

PENALTY SUMMARY table for UCONN vs #6 Notre Dame. Lists player names, teams, and statistics including Prd, Player, Team, MinOffense, Time.

Win-Huska, Adam (1-1-1). Loss-Cal Petersen (3-3-1).

Referee's signature

Hockey Game Box Score (Final) UCONN vs #6 Notre Dame (Oct 28, 2016 at Notre Dame, Ind.)

UCONN (3-2-3, 1-1-0) vs. Notre Dame (4-3-1, 1-1-0) Date: Oct 28, 2016 • Location: Notre Dame, Ind. • Arena: Compton Ice Arena Attendance: 4065 • Start time: 7:35 PM • End time: 9:35 • Total time: 2:00

Game box score table for UCONN vs #6 Notre Dame. Includes columns for Prd, Time, Team, Scored by, Assists, Vis. on ice, Home on ice, Goals by Period, Shots by Period, Power Play Goals-Att (Sh), and Penalties-Minutes by Prd.

GOALTENDERS table for UCONN vs #6 Notre Dame. Lists goalie names, teams, and statistics including Dec, Min, GA, 1, 2, 3, Saves.

PENALTY SUMMARY table for UCONN vs #6 Notre Dame. Lists player names, teams, and statistics including Prd, Player, Team, MinOffense, Time.

Win-Cal Petersen (4-3-1). Loss-Nichols, Rob (2-1-2).

Referee's signature

Hockey Game Box Score (Final)
#9 Notre Dame vs Northeastern (Nov 12, 2016 at Boston, Mass.)

Notre Dame (5-3-1, 2-1-1 HEA) vs. Northeastern (3-4-3, 0-3-1 HEA)
Date: Nov 12, 2016 • Location: Boston, Mass. • Arena: Matthews Arena
Attendance: 3511 • Start time: 7:00pm • End time: 9:20pm • Total time: 2:20

Table with columns: Prd, Time, Team, Scored by, Assists, Vis. on ice, Home on ice, Goals by Period. Includes player names like Jordan Gross, Denis Gilbert, etc.

TEAM SUMMARY table with columns: #, Notre Dame, 1, 2, 3, Tot, +/-, #, Northeastern, 1, 2, 3, Tot, +/-.

GOALTEENDERS table with columns: #, Notre Dame, Dec, Min, GA, 1, 2, 3, Saves, #, Northeastern, Dec, Min, GA, 1, 2, 3, Saves.

PENALTY SUMMARY table with columns: Prd, Player, Team, Min/Offense, Time, Prd, Player, Team, Min/Offense, Time.

Win-Cal Petersen (5-3-1). Loss-Ruck, Ryan (3-4-3).

Referee's signature

Hockey Game Box Score (Final)
#9 Notre Dame vs Northeastern (Nov 13, 2016 at Boston, Mass.)

Notre Dame (5-3-2, 2-1-1) vs. Northeastern (3-4-4, 0-3-2)
Date: Nov 13, 2016 • Location: Boston, Mass. • Arena: Matthews Arena
Attendance: 1444 • Start time: 3:00 pm • End time: 4:28 pm • Total time: 1:28

Table with columns: Prd, Time, Team, Scored by, Assists, Vis. on ice, Home on ice, Goals by Period. Includes player names like Jordan Gross, Denis Gilbert, etc.

TEAM SUMMARY table with columns: #, Notre Dame, 1, 2, 3, Tot, +/-, #, Northeastern, 1, 2, 3, Tot, +/-.

GOALTEENDERS table with columns: #, Notre Dame, Dec, Min, GA, 1, 2, 3, Saves, #, Northeastern, Dec, Min, GA, 1, 2, 3, Saves.

PENALTY SUMMARY table with columns: Prd, Player, Team, Min/Offense, Time, Prd, Player, Team, Min/Offense, Time.

Notre Dame-Cal Petersen (5-3-2). Northeastern-Theut, Jake (0-0-1).

Referee's signature

Hockey Game Box Score (Final)
#5 UMass Lowell vs #9 Notre Dame (Nov 17, 2016 at Notre Dame, Ind.)

UMass Lowell (8-3-2, 4-1-0 HEA) vs. Notre Dame (5-4-2, 2-2-1 HEA)
Date: Nov 17, 2016 • Location: Notre Dame, Ind. • Arena: Compton Family Arena
Attendance: 3151 • Start time: 7:35 PM • End time: 9:35 PM • Total time: 2:00

Table with columns: Prd, Time, Team, Scored by, Assists, Vis. on ice, Home on ice, Goals by Period. Includes player names like Panico, Tommy, Kapla, Michael, etc.

TEAM SUMMARY table with columns: #, UMass Lowell, 1, 2, 3, Tot, +/-, #, Notre Dame, 1, 2, 3, Tot, +/-.

GOALTEENDERS table with columns: #, UMass Lowell, Dec, Min, GA, 1, 2, 3, Saves, #, Notre Dame, Dec, Min, GA, 1, 2, 3, Saves.

PENALTY SUMMARY table with columns: Prd, Player, Team, Min/Offense, Time, Prd, Player, Team, Min/Offense, Time.

Win-Wall, Tyler (8-2-1). Loss-Cal Petersen (5-4-2).

Referee's signature

Hockey Game Box Score (Final)
#5 UMass Lowell vs #9 Notre Dame (Nov 18, 2016 at Notre Dame, Ind.)

UMass Lowell (8-4-2, 4-2-0 HEA) vs. Notre Dame (6-4-2, 3-2-1 HEA)
Date: Nov 18, 2016 • Location: Notre Dame, Ind. • Arena: Compton Family Arena
Attendance: 4653 • Start time: 7:35 PM • End time: 9:45 PM • Total time: 2:10

Table with columns: Prd, Time, Team, Scored by, Assists, Vis. on ice, Home on ice, Goals by Period. Includes player names like Panico, Tommy, Kapla, Michael, etc.

TEAM SUMMARY table with columns: #, UMass Lowell, 1, 2, 3, Tot, +/-, #, Notre Dame, 1, 2, 3, Tot, +/-.

GOALTEENDERS table with columns: #, UMass Lowell, Dec, Min, GA, 1, 2, 3, Saves, #, Notre Dame, Dec, Min, GA, 1, 2, 3, Saves.

PENALTY SUMMARY table with columns: Prd, Player, Team, Min/Offense, Time, Prd, Player, Team, Min/Offense, Time.

Win-Cal Petersen (6-4-2). Loss-Hernberg, Chris (0-1-1).

Referee's signature

#3 Boston College vs #13 Notre Dame (Dec 10, 2016 at Notre Dame, Ind.)

Boston College (13-6-1, 8-1-1 HEA) vs. Notre Dame (9-6-2, 5-3-1 HEA)
Date: Dec 10, 2016 • Location: Notre Dame, Ind. • Arena: Compton Ice Arena
Attendance: 5022 • Start time: 7:10 PM • End time: 9:25 PM • Total time: 2:15

Table with columns: Prd, Time, Team, Scored by, Assists, Vis. on ice, Home on ice, Goals by Period. Includes game log and team totals.

TEAM SUMMARY

Table comparing Boston College and Notre Dame statistics: Goals, Assists, Shots, Penalties, and Goalies.

Table comparing Notre Dame statistics: Goals, Assists, Shots, Penalties, and Goalies.

GOALTENDERS

Table listing goalies for both teams and their performance metrics: Saves, Goals Against, and Time Played.

PENALTY SUMMARY

Table listing penalties for both teams: Player name, team, type of penalty, and time of occurrence.

Win-Cal Petersen (9-6-2). Loss-Joe Woll (10-6-1).

Referee's signature

Hockey Game Box Score (Final) Alaska vs #12 Notre Dame (Dec 31, 2016 at Notre Dame, Ind.)

Alaska (6-13-2, 5-9-2 WCHA) vs. Notre Dame (10-6-2, 5-3-1 HEA)
Date: Dec 31, 2016 • Location: Notre Dame, Ind. • Arena: Compton Family Arena
Attendance: 4149 • Start time: 4:05 PM • End time: 6:16 PM • Total time: 2:11

Table with columns: Prd, Time, Team, Scored by, Assists, Vis. on ice, Home on ice, Goals by Period. Includes game log and team totals.

TEAM SUMMARY

Table comparing Alaska and Notre Dame statistics: Goals, Assists, Shots, Penalties, and Goalies.

Table comparing Notre Dame statistics: Goals, Assists, Shots, Penalties, and Goalies.

GOALTENDERS

Table listing goalies for both teams and their performance metrics: Saves, Goals Against, and Time Played.

PENALTY SUMMARY

Table listing penalties for both teams: Player name, team, type of penalty, and time of occurrence.

Win-Cal Petersen (10-6-2). Loss-Jones, Davis (1-5-1).

Referee's signature

Hockey Game Box Score (Final) Alaska vs #12 Notre Dame (Jan 01, 2017 at Notre Dame, Ind.)

Alaska (6-14-2, 5-9-2 WCHA) vs. Notre Dame (11-6-2, 5-3-1 HEA)
Date: Jan 01, 2017 • Location: Notre Dame, Ind. • Arena: Compton Ice Arena
Attendance: 4023 • Start time: 2:05 PM • End time: 4:10 PM • Total time: 2:05

Table with columns: Prd, Time, Team, Scored by, Assists, Vis. on ice, Home on ice, Goals by Period. Includes game log and team totals.

TEAM SUMMARY

Table comparing Alaska and Notre Dame statistics: Goals, Assists, Shots, Penalties, and Goalies.

Table comparing Notre Dame statistics: Goals, Assists, Shots, Penalties, and Goalies.

GOALTENDERS

Table listing goalies for both teams and their performance metrics: Saves, Goals Against, and Time Played.

PENALTY SUMMARY

Table listing penalties for both teams: Player name, team, type of penalty, and time of occurrence.

Win-Cal Petersen (11-6-2). Loss-Jens, Jesse (5-9-1).

Referee's signature

Hockey Game Box Score (Final) Michigan Tech vs #12 Notre Dame (Jan 06, 2017 at Notre Dame, Ind.)

Michigan Tech (13-9-3, 11-3-2 WCHA) vs. Notre Dame (12-6-2, 5-3-1 HEA)
Date: Jan 06, 2017 • Location: Notre Dame, Ind. • Arena: Compton Family Arena
Attendance: 4326 • Start time: 7:40 PM • End time: 9:57 PM • Total time: 2:17

Table with columns: Prd, Time, Team, Scored by, Assists, Vis. on ice, Home on ice, Goals by Period. Includes game log and team totals.

TEAM SUMMARY

Table comparing Michigan Tech and Notre Dame statistics: Goals, Assists, Shots, Penalties, and Goalies.

Table comparing Notre Dame statistics: Goals, Assists, Shots, Penalties, and Goalies.

GOALTENDERS

Table listing goalies for both teams and their performance metrics: Saves, Goals Against, and Time Played.

PENALTY SUMMARY

Table listing penalties for both teams: Player name, team, type of penalty, and time of occurrence.

Win-Cal Petersen (12-6-2). Loss-Angus Redmond (12-4-1).

Referee's signature

Hockey Game Box Score (Final) Michigan Tech vs #12 Notre Dame (Jan 07, 2017 at Notre Dame, Ind.)

Michigan Tech (14-9-3, 11-3-2 WCHA) vs. Notre Dame (12-7-2, 5-3-1 HEA) Date: Jan 07, 2017 • Location: Notre Dame, Ind. • Arena: Compton Family Arena Attendance: 4741 • Start time: 7:10 PM • End time: 9:35 PM • Total time: 2:25

Box score table for Michigan Tech vs Notre Dame, including columns for Prd, Time, Team, Scored by, Assists, Vis. on ice, Home on ice, Goals by Period, Shots by Period, Power Play Goals-Att (Sh), Penalties-Minutes by Prd, and GOALTENDERS.

GOALTENDERS table showing statistics for Michigan Tech and Notre Dame, including Dec, Min, GA, 1, 2, 3, Saves.

PENALTY SUMMARY table listing player names, teams, and penalty types such as 2.Hooking, 2.Tripping, 2.Holding.

Win-Angus Redmond (13-4-1). Loss-Cal Petersen (12-7-2). Referee's signature

Hockey Game Box Score (Final) #13 Notre Dame vs Merrimack (01/13/17 at North Andover, Mass.)

Notre Dame (13-7-2, 6-3-1 HEA) vs. Merrimack (7-11-3, 1-5-3 HEA) Date: 01/13/17 • Location: North Andover, Mass. • Arena: Lawler Rink Attendance: 2251 • Start time: 7:05pm • End time: 9:12pm • Total time: 2:07

Box score table for Notre Dame vs Merrimack, including columns for Prd, Time, Team, Scored by, Assists, Vis. on ice, Home on ice, Goals by Period, Shots by Period, Power Play Goals-Att (Sh), Penalties-Minutes by Prd, and GOALTENDERS.

GOALTENDERS table showing statistics for Notre Dame and Merrimack, including Dec, Min, GA, 1, 2, 3, Saves.

PENALTY SUMMARY table listing player names, teams, and penalty types such as 2.Cross-Checking, 2.Tripping, 2.Holding.

Win-Cal Petersen (13-7-2). Loss-Collin Delia (1-5-0). Referee's signature

Hockey Game Box Score (Final) #13 Notre Dame vs Merrimack (01/14/17 at North Andover, Mass.)

Notre Dame (13-8-2, 6-4-1 HEA) vs. Merrimack (8-11-3, 2-5-3 HEA) Date: 01/14/17 • Location: North Andover, Mass. • Arena: Lawler Rink Attendance: 2271 • Start time: 6:05pm • End time: 8:18pm • Total time: 2:13

Box score table for Notre Dame vs Merrimack, including columns for Prd, Time, Team, Scored by, Assists, Vis. on ice, Home on ice, Goals by Period, Shots by Period, Power Play Goals-Att (Sh), Penalties-Minutes by Prd, and GOALTENDERS.

GOALTENDERS table showing statistics for Notre Dame and Merrimack, including Dec, Min, GA, 1, 2, 3, Saves.

PENALTY SUMMARY table listing player names, teams, and penalty types such as 2.Hooking, 2.Tripping, 2.Holding.

Win-Collin Delia (2-5-0). Loss-Cal Petersen (13-8-2). Referee's signature

Hockey Game Box Score (Final) New Hampshire vs #14 Notre Dame (Jan 20, 2017 at Notre Dame, Ind.)

New Hampshire (11-8-4, 6-2-3 HEA) vs. Notre Dame (13-8-3, 6-4-2 HEA) Date: Jan 20, 2017 • Location: Notre Dame, Ind. • Arena: Compton Family Arena Attendance: 4504 • Start time: 7:35 PM • End time: 9:46 PM • Total time: 2:11

Box score table for New Hampshire vs Notre Dame, including columns for Prd, Time, Team, Scored by, Assists, Vis. on ice, Home on ice, Goals by Period, Shots by Period, Power Play Goals-Att (Sh), Penalties-Minutes by Prd, and GOALTENDERS.

GOALTENDERS table showing statistics for New Hampshire and Notre Dame, including Dec, Min, GA, 1, 2, 3, Saves.

PENALTY SUMMARY table listing player names, teams, and penalty types such as 2.Hitting From Behind, 2.Holding, 2.Tripping.

New Hampshire-Danny Tirono (11-6-4). Notre Dame-Cal Petersen (13-8-3). Referee's signature



Hockey Game Box Score (Final) #16 Notre Dame vs Maine (Feb 10, 2017 at Portland, Maine)

Notre Dame (16-9-4, 9-5-3) vs. Maine (10-16-3, 4-12-1)
Date: Feb 10, 2017 • Location: Portland, Maine • Arena: CrossInsurance Arena
Attendance: 4990 • Start time: 7:05pm • End time: 9:15pm • Total time: 2:10

Table with columns: Prd, Time, Team, Scored by, Assists, Vis. on ice, Home on ice, Goals by Period. Shows game details for the first 5 periods.

TEAM SUMMARY

Summary table for the game, including team statistics for Notre Dame and Maine, and individual player stats.

GOALTENDERS

Table listing goalkeepers for both teams, including their names and statistics.

PENALTY SUMMARY

Table listing penalties for both teams, including player names, times, and types of infractions.

Win-Cal Petersen (16-9-4). Loss-Rob McGovern (9-12-3).

Referee's signature

Hockey Game Box Score (Final) #16 Notre Dame vs Maine (Feb 11, 2017 at Orono, ME)

Notre Dame (17-9-4, 10-5-3) vs. Maine (10-17-3, 4-13-1)
Date: Feb 11, 2017 • Location: Orono, ME • Arena: Alford Arena
Attendance: 4392 • Start time: 7:05pm • End time: 9:14pm • Total time: 2:09

Table with columns: Prd, Time, Team, Scored by, Assists, Vis. on ice, Home on ice, Goals by Period. Shows game details for the first 5 periods.

TEAM SUMMARY

Summary table for the game, including team statistics for Notre Dame and Maine, and individual player stats.

GOALTENDERS

Table listing goalkeepers for both teams, including their names and statistics.

PENALTY SUMMARY

Table listing penalties for both teams, including player names, times, and types of infractions.

Win-Cal Petersen (17-9-4). Loss-Matt Morris (1-5-0).

Referee's signature

Hockey Game Box Score (Final) #10 Providence College vs #15 Notre Dame (Feb 17, 2017 at Notre Dame, Ind.)

Providence College (18-9-4, 10-7-2 HEA) vs. Notre Dame (18-9-4, 11-5-3 HEA)
Date: Feb 17, 2017 • Location: Notre Dame, Ind. • Arena: Compton Family Arena
Attendance: 4509 • Start time: 7:40 PM • End time: 10:00 PM • Total time: 2:20

Table with columns: Prd, Time, Team, Scored by, Assists, Vis. on ice, Home on ice, Goals by Period. Shows game details for the first 5 periods.

TEAM SUMMARY

Summary table for the game, including team statistics for Providence College and Notre Dame, and individual player stats.

GOALTENDERS

Table listing goalkeepers for both teams, including their names and statistics.

PENALTY SUMMARY

Table listing penalties for both teams, including player names, times, and types of infractions.

Win-Cal Petersen (18-9-4). Loss-Hawkeye, Hayden (18-9-4).

Referee's signature

Hockey Game Box Score (Final) #10 Providence College vs #15 Notre Dame (Feb 18, 2017 at Notre Dame, Ind.)

Providence College (18-9-5, 10-7-3 HEA) vs. Notre Dame (18-9-5, 11-5-4 HEA)
Date: Feb 18, 2017 • Location: Notre Dame, Ind. • Arena: Compton Family Arena
Attendance: 5022 • Start time: 7:10 PM • End time: 9:40 PM • Total time: 2:30

Table with columns: Prd, Time, Team, Scored by, Assists, Vis. on ice, Home on ice, Goals by Period. Shows game details for the first 5 periods.

TEAM SUMMARY

Summary table for the game, including team statistics for Providence College and Notre Dame, and individual player stats.

GOALTENDERS

Table listing goalkeepers for both teams, including their names and statistics.

PENALTY SUMMARY

Table listing penalties for both teams, including player names, times, and types of infractions.

Providence College-Hawkeye, Hayden (18-9-5). Notre Dame-Cal Petersen (18-9-5).

Referee's signature



#2 Tony Bretzman

Jr. | F | Mendota Heights, Minnesota
Langley Rivermen (BCHL)

Career Highs

Goals: 1 (2x - vs. UConn 11/1/15)
Assists: 1 (2x - at UMass 12/3/16)
Points: 1 (4x - at UMass 12/3/16)
Multi-point games: n/a
Point Streak: n/a

2016-17 Notes

- Notched an assist in Notre Dame's 3-0 win at UMass (Dec. 3), which was his fourth game of the season.

Bretzman's Career Stats

Season	GP	G	A	Points	Shots	Shot%	Pen-Min	+/-	PPG	SHG	GWG
2014-15	17	1	1	2	8	.125	3-6	-2	0	0	1
2015-16	8	1	0	1	5	.200	2-4	+2	0	0	0
2016-17	11	0	1	1	6	.000	1-2	-1	0	0	0
TOTAL	36	2	2	4	19	.105	6-12	-1	0	0	1



#3 Jordan Gross

JR. | D | Maple Grove, Minnesota
Green Bay Gamblers (USHL)

2016-17 Notes

- Opened the season with a three-point game (1G, 2A) against Arizona State (Oct. 7), tying his career high mark in the 9-2 win.
- Gross has played 111 consecutive games to start his Notre Dame career.
- Notched the third period, game tying goal in Notre Dame's 3-3 tie with Penn State on Oct. 21 (also had an assist in that game).
- Notched a power-play goal in Notre Dame's 5-2 win at Northeastern (Nov. 12).
- Notched a career-high three assists in Notre Dame's 5-0 win over Alaska (Dec. 31) and then added a goal and an assist in the 4-0 game two win over the Nanooks (Jan. 1) for a five-point weekend.
- Had a pair of assists in Notre Dame's 6-4 loss at Boston College (Jan. 28).
- Scored the game winner in Notre

- Dame's 4-1 win over Vermont (Feb. 4).
- Had a power-play goal and an assist in Notre Dame's 4-2 win at Maine (Feb. 11).

Career Highs

Goals: 2 (2x - vs. Northeastern 11/12/15)
Assists: 3 (vs. Alaska 12/31/16)
Points: 3 (2x - Arizona State 10/7/16)
Multi-point games: 20
Point Streak: 9 games
(Dec. 5 - Jan. 23, 2015; 3-8-11)

Gross's Career Stats

Season	GP	G	A	Points	Shots	Shot%	Pen-Min	+/-	PPG	SHG	GWG
2014-15	42	7	21	28	92	.076	7-14	+8	1	0	1
2015-16	37	9	22	31	113	.080	11-30	+15	2	0	1
2016-17	32	8	19	27	128	.062	6-12	+9	5	0	2
TOTAL	111	24	62	86	333	.072	24-56	+32	8	0	4



#4 Dennis Gilbert

So. | D | Buffalo, New York
Chicago Steel (USHL)

Career Highs

Goals: 1 (2x - at BC 12/10/15)
Assists: 2 (8x - vs. Providence 2/18/17)
Points: 2 (9x - vs. Providence 2/18/17)
Multi-point games: 9
Point Streak: 5 games
(Feb. 4 - pres., 2017; 0-9-9)

2016-17 Notes

- Tied a career high with two assists in Notre Dame's 6-2 win over UConn (Oct. 28).
- Then had a two-assist game in Notre Dame's next contest, a 5-2 win at Northeastern (Nov. 12).
- Also posted a two-assist game in in

Notre Dame's 6-4 loss at Boston College (Jan. 28).

- Notched a pair of assists in Notre Dame's 3-2 win over Maine in Portland (Feb. 10) and added an assist the next night for a three-point weekend.
- Was named the Hockey East Defensive Player of the Week following that sweep of Maine (Feb. 13).
- Had a pair of assists in Notre Dame's 4-1 win over 10th-ranked Providence (Feb. 17) and then also had a pair of assists in game two against Providence (Feb. 18).

Gilbert's Career Stats

Season	GP	G	A	Points	Shots	Shot%	Pen-Min	+/-	PPG	SHG	GWG
2015-16	37	2	8	10	54	.037	17-34	+5	1	0	1
2016-17	32	0	20	20	40	.000	9-18	+24	0	0	0
TOTAL	69	2	28	30	94	.021	26-52	+29	1	0	1



#6 Tory Dello

Rr. | D | Crystal Lake, Illinois
Tri-City Storm (USHL)

Career Highs

Goals: 1 (vs. UConn 10/27/16)
Assists: 2 (vs. Holy Cross 11/25/16)
Points: 2 (vs. Holy Cross 11/25/16)
Multi-point games: 1
Point Streak: 2 games
(three times)


2016-17 Notes

- Registered his first career point in his first career game by notching an assist on Anders Bjork's game-winning, power-play goal against Arizona State (Oct. 7).

- Notched his first career goal in the 4-2 loss to UConn (Oct. 27).
- Had a career-high two assists in Notre Dame's 5-3 win over Holy Cross in the Shillelagh Tournament.
- Had an assist in both games against 10th-ranked Providence (Feb. 17-18) to help the Irish win the series (1-0-1).

Dello's Career Stats

Season	GP	G	A	Points	Shots	Shot%	Pen-Min	+/-	PPG	SHG	GWG
2016-17	31	1	9	10	67	.015	22-63	+10	0	0	0
TOTAL	31	1	9	10	67	.015	22-63	+10	0	0	0



#8 Ben Ostlie

Sr. | F | Edina, Minnesota
Omaha Lancers (USHL)

Career Highs

Goals: 1 (2x - at PSU 10/17/15)
Assists: 1 (3x - vs. Western Michigan 1/8/16)
Points: 1 (5x - vs. Western Michigan 1/8/16)
Multi-point games: n/a

2016-17 Notes

Ostlie's Career Stats

Season	GP	G	A	Points	Shots	Shot%	Pen-Min	+/-	PPG	SHG	GWG
2013-14	12	0	0	0	10	.000	3-6	-3	0	0	0
2014-15	24	1	2	3	13	.077	2-4	0	0	0	0
2015-16	27	1	1	2	17	.059	2-4	-5	0	0	0
2016-17	22	0	0	0	9	.000	5-10	0	0	0	0
TOTAL	85	2	3	5	49	.041	12-24	-8	0	0	0



#9 Dawson Cook

Jr. | F | Cadillac, Michigan
Green Bay Gamblers (USHL)

Career Highs

Goals: 1 (5x - vs. UMass Lowell 11/18/16)
Assists: 1 (6x - at Maine 2/11/17)
Points: 1 (11x - at Maine 2/11/17)
Multi-point games: n/a
Point Streak: 2 games
(Nov. 28 - Dec. 4, 2015)

2016-17 Notes

- Scored in Notre Dame's 4-1 win over then No. 4/5 UMass Lowell (Nov. 18).

Cook's Career Stats

Season	GP	G	A	Points	Shots	Shot%	Pen-Min	+/-	PPG	SHG	GWG
2014-15	35	1	1	2	11	.091	4-8	-6	0	0	0
2015-16	32	3	1	4	16	.188	2-4	-2	0	0	1
2016-17	31	1	4	5	34	.029	4-8	+5	0	0	0
TOTAL	98	5	6	11	61	.082	10-20	-3	0	0	1



#10 Anders Bjork

Jr. | F | Mequon, Wisconsin
U.S. National U-18 Team

Career Highs

Goals: 2 (7x - vs. Providence 2/17/17)
Assists: 2 (14x - vs. Alaska 12/31/16)
Points: 4 (2x - vs. UConn 10/28/16)
Multi-point games: 23
Point Streak: 10 games
(Nov. 28 - Jan. 23, 2016; 7-8-15)

2016-17 Notes

- Opened the season by scoring two goals and adding an assist in Notre Dame's 9-2 win over Arizona State (Oct. 7).
- The next night against the Sun Devils, posted a career-high four points on two goals and two assists.
- Had the game-winning goal on both wins over Arizona State and was named the Hockey East Player of the Week for his seven-point weekend (Oct. 10).
- Scored a highlight reel goal at Minnesota Duluth (Oct. 14) when he beat the defense and finished with a high wrist shot for his fifth goal of the season.
- Had a pair of assists in Notre Dame's 3-1 win at No. 4 Minnesota Duluth (Oct. 15).
- Posted his second four-point game of the season in Notre Dame's 6-2 win over

- UConn (Oct. 28), including two goals and two assists.
- Finished October with 16 points (7-9-17) and was named the Hockey East Player of the Month.
- Had a goal and two assists to lead Notre Dame past Holy Cross, 5-3, in the opening round of the Shillelagh Tournament (Nov. 25).
- Had two third-period goals in Notre Dame's 5-4 loss at UMass (Dec. 2).
- Scored two goals, including the shorthanded game-winning tally, in Notre Dame's comeback win, 3-2, over then No. 3/4 Boston College (Dec. 10).
- Was named the Hockey East Player of the Week on Dec. 12 following his performance against the Eagles.
- Notched two assists in Notre Dame's 5-0 win over Alaska (Dec. 31) and then added a goal and an assist in the 4-0 game two win over the Nanooks (Jan. 1) for a four-point weekend.
- Scored the third period game winner in Notre Dame's 2-1 win at Merrimack (Jan. 13).
- Bjork's five game-winning goals are the most by a Notre Dame player since 2010-11, when Anders Leed had seven.
- Bjork reached the 25-point plateau in his 15th game of the season, the fastest a Notre Dame player has reached 25 points under Head Coach Jeff Jackson.
- Had a goal and an assist in Notre Dame's 6-4 loss at Boston College (Jan. 28).
- Missed game one (Feb. 3) of the Vermont series due to illness, but returned to the lineup for game two (Feb. 4).
- Named one of five finalists for the 2017 Hockey Humanitarian Award (Feb. 2).
- Had an unassisted goal to put the Irish up 2-0 in an eventual 3-2 victory over Maine (Feb. 10).
- Notched a shorthanded goal and a

- power-play tally in the third period to lift the Irish to a 4-1 win over 10th-ranked Providence (Feb. 17).
- Had an assist in the 3-3 tie versus Providence (Feb. 18) to reach 100-career points, becoming the 51st player in program history to notch at least 100 career points.

Bjork's Career Stats

Season	GP	G	A	Points	Shots	Shot%	Pen-Min	+/-	PPG	SHG	GWG
2014-15	41	7	15	22	74	.095	7-14	-3	1	1	0
2015-16	35	12	23	35	92	.130	4-8	+28	3	0	0
2016-17	31	19	24	43	109	.174	6-12	+14	4	2	5
TOTAL	107	38	62	100	275	.138	17-34	+39	8	3	5



#11 Cal Burke

Fr. | F | Boxborough, Massachusetts
Cedar Rapids RoughRiders (USHL)

Career Highs

Goals: 1 (3x - vs. Providence 2/17/17)
Assists: 2 (vs. UMass Lowell 11/18/16)
Points: 2 (vs. UMass Lowell 11/18/16)
Multi-point games: 1
Point Streak: 5 games;
(Feb. 3 - pres.)

2016-17 Notes

- Opened his Irish career by notching an assist in the first game of the season, a 9-2 win over Arizona State (Oct. 7).
- Posted his first career multi-point game with two assists in Notre Dame's 4-1 win

over UMass Lowell (Nov. 18).

- Scored his first career goal in Notre Dame's 5-0 win over Alaska (Dec. 31).
- Scored the empty net tally to seal Notre Dame's 4-1 win over Vermont (Feb. 4).
- Scored his first career game winner 59 seconds into the third period against 10th-ranked Providence in Notre Dame's 4-1 win (Feb.17).

Burke's Career Stats

Season	GP	G	A	Points	Shots	Shot%	Pen-Min	+/-	PPG	SHG	GWG
2016-17	32	3	8	11	65	.046	4-8	+4	0	0	1
TOTAL	32	3	8	11	65	.046	4-8	+4	0	0	1



#12 Felix Holmberg

Fr. | F | Stockholm, Sweden
AIK J20 (SuperElit)

2016-17 Notes

- Made his Irish debut in Notre Dame's 9-2 season-opening victory over Arizona State (Oct. 7)
- Holmberg is the fifth European to play for the Irish and the third from Stockholm, Sweden (Calle Ridderwall was the last from 2077-11).
- Battled an illness during the middle of the season and then returned to the lineup against New Hampshire (1/20/17).
- Scored his first career goal in Notre Dame's 6-4 loss at Boston College (Jan. 28).

Career Highs

Goals: 1 (at Boston College 1/28/17)
Assists: --
Points: 1 (at Boston College 1/28/17)
Multi-point games: --
Point Streak: --

Holmberg's Career Stats

Season	GP	G	A	Points	Shots	Shot%	Pen-Min	+/-	PPG	SHG	GWG
2016-17	16	1	0	1	8	.125	1-2	-1	0	0	0
TOTAL	16	1	0	1	8	.125	1-2	-1	0	0	0



#15 Andrew Oglevie

So. | F | Fullerton, California
Cedar Rapids RoughRiders

Career Highs

Goals: 2 (2X - at Boston College 1/28/17)
Assists: 2 (5x - vs. New Hampshire 1/21/17)
Points: 3 (3x - at Northeastern 11/12/16)
Multi-point games: 9
Point Streak: 11 games
(Jan. 7 - Feb. 17; 9-5-14)


2016-17 Notes

- Opened the season by tying his career-high point total with three (1G, 2A) in Notre Dame's season-opening 92 win over Arizona State.
- Had a power-play goal and an assist in Notre Dame's 4-3 loss at #4 Minnesota Duluth (Oct. 14).
- Added a power-play goal in Notre Dame's 3-1 win at Minnesota Duluth (Oct. 15).
- Had a goal and two assists in Notre Dame's 5-2 win at Northeastern (Nov. 12).
- Scored the first (and game-winning) goal in Notre Dame's 3-0 win at UMass (Dec. 3).
- Scored the game-tying goal in Notre Dame's 3-2 comeback win over then No. 3/4 Boston College (Dec. 10).
- Had a power-play goal to put the Irish up 3-0 in Notre Dame's 5-0 win over Alaska (Dec. 31).
- Scored the game-tying goal in Notre

- Dame's 2-1 win at Merrimack (Jan. 13).
- Had a goal and an assist in Notre Dame's 4-2 loss at Merrimack (Jan. 14).
- Had a goal and an assist in Notre Dame's 3-0 win over New Hampshire (Jan. 21).
- Had two goals, including his first career shorthanded goal, in Had a pair of assists in Notre Dame's 6-4 loss at Boston College (Jan. 28).
- Had a goal in each game against the Catamounts (Feb. 3-4, 2017), helping lead the Irish to a 1-0-1 weekend.
- Scored in each win over Maine (Feb. 10-11).

Oglevie's Career Stats

Season	GP	G	A	Points	Shots	Shot%	Pen-Min	+/-	PPG	SHG	GWG
2015-16	31	5	4	9	59	.085	4-8	+9	0	0	2
2016-17	32	18	16	34	105	.171	4-8	+17	4	1	2
TOTAL	63	23	20	43	164	.140	8-16	+26	4	1	4



#16 Connor Hurley

Jr. | F | Edina, Minnesota
Green Bay Gamblers (USHL)

Career Highs

Goals: 1 (11x - vs. UConn 10/28/16)
Assists: 3 (vs. UConn 11/1/15)
Points: 3 (2x - vs. Arizona State 10/8/16)
Multi-point games: 12
Point Streak: 3 games
(Oct. 18-25, 2014; 1-4-5)

2016-17 Notes

- Opened the season with a two assist game against Arizona State (Oct. 7).
- Followed with a goal and an two assists in game two versus the Sun Devils (Oct.

- 8), tying his career high with three points in the game.
- Had a goal and an assist in Notre Dame's 6-2 win over UConn (Oct. 28).
- Scored the opening goal and added an assist in Notre Dame's 5-3 win over Holy Cross in the Shillelagh Tournament (Nov. 25).
- Will miss the remainder of the season (undisclosed).

Hurley's Career Stats

Season	GP	G	A	Points	Shots	Shot%	Pen-Min	+/-	PPG	SHG	GWG
2014-15	41	4	10	14	59	.068	3-6	+5	0	0	1
2015-16	36	6	12	18	56	.107	5-10	+7	2	0	0
2016-17	21	4	12	16	26	.154	11-22	+5	0	0	1
TOTAL	98	14	34	48	141	.099	19-38	+17	2	0	2



#17 Peter Mark

Jr. | D | Minneapolis, Minn.
Saint Thomas Academy

Career Highs

Goals: --
Assists: --
Points: --
Multi-point games: --
Point Streak: --

2016-17 Notes

- Joined the Irish for the 2016-17 season after playing the previous two seasons with Notre Dame's club team.

Mark's Career Stats



#18 Jake Evans

Jr. | F | Toronto, Ontario
St. Michael's Buzzers (OJHL)

Career Highs

Goals: 2 (2x - at UMass 12/3/16)
Assists: 3 (2x - vs. Minnesota 11/6/15)
Points: 3 (5x - at Northeastern 11/12/16)
Multi-point games: 1
Point Streak: 7 games
(Dec. 2-Jan. 7; 4-4-8)

2016-17 Notes

- Had a two assist game at No. 4 Minnesota Duluth (Oct. 14).
- Scored his first career shorthanded goal in Notre Dame's 3-3 overtime tie with Penn State (Oct. 21).
- Had a goal and two assists in Notre Dame's 5-2 win at Northeastern (Nov. 12).
- Scored the second and third (empty net) goals in Notre Dame's 3-0 win at UMass (Dec. 3).
- Had a goal and an assist in Notre Dame's 3-0 win over New Hampshire (Jan. 21).
- Had a pair of assists in Notre Dame's 6-4 loss at Boston College (Jan. 28).
- Had a goal and an assist over the final 3:10 of the third period in Notre Dame's comeback tie over #12 Vermont (Feb. 3).
- Scored a game-tying goal and added an assist in the 3-3 tie versus 10th-ranked Providence (Feb. 18).

Evans' Career Stats

Season	GP	G	A	Points	Shots	Shot%	Pen-Min	+/-	PPG	SHG	GWG
2014-15	41	7	10	17	63	.111	11-22	+4	1	0	1
2015-16	37	8	25	33	55	.145	9-29	+15	4	0	1
2016-17	32	10	23	33	89	.112	14-39	+12	1	1	0
TOTAL	110	25	58	83	207	.121	34-90	+31	6	1	2



#19 Mike O'Leary

Fr. | F | Halifax, Nova Scotia
 Dubuque Fighting Saints (USHL)

Career Highs

Goals: 1 (vs. Vermont 2/4/17)
 Assists: 1 (vs. Vermont 2/3/17)
 Points: 1 (2 x - vs. Vermont 2/4/17)
 Multi-point games: --

2016-17 Notes

- Made his Notre Dame Debut on Oct. 7 versus Arizona State.
- Had the primary assist on Bo Brauer's first period goal in the 4-4 overtime tie with Vermont, marking his first career point.
- Scored his first career goal against Vermont (Feb. 4), giving the Irish a 3-1

lead in an eventual 4-1 victory.

O'Leary's Career Stats

Season	GP	G	A	Points	Shots	Shot%	Pen-Min	+/-	PPG	SHG	GWG
2016-17	29	1	1	2	16	.062	12-32	+3	0	0	0
TOTAL	29	1	1	2	16	.062	12-32	+3	0	0	0



#21 Joe Wegwerth

So. | F | Brewster, New York
 Cedar Rapids RoughRiders

Career Highs

Goals: 2 (vs. Penn State 10/22/16)
 Assists: 1 (7x - vs. Alaska 1/11/17)
 Points: 2 (vs. Penn State 10/22/16)
 Multi-point games: 1
 Point Streak: 2 games
 (Nov. 28 - Dec. 4, 2015)

2016-17 Notes

- Posted his first career two-goal game against Penn State (Oct. 22), when he scored a pair of power-play goals.
- Added a power-play goal in Notre Dame's 6-2 win over UConn (Oct. 28).
- Scored the third goal in Notre Dame's 3-1 win over Michigan Tech (Jan. 6).
- Scored the third period, game-tying goal in the 2-2 overtime tie versus New Hampshire (1/20/17).
- Injured in the first game of the Vermont series and has been sidelined indefinitely (lower body injury).

Wegwerth's Career Stats

Season	GP	G	A	Points	Shots	Shot%	Pen-Min	+/-	PPG	SHG	GWG
2015-16	30	1	3	4	29	.034	9-18	-4	0	0	0
2016-17	26	6	4	10	46	.130	7-14	+1	3	0	0
TOTAL	56	7	7	14	75	.093	16-32	-3	3	0	0



#22 Andrew Peeke

Fr. | D | Parkland, Florida
Green Bay Gamblers (USHL)

Career Highs

Goals: 1 (at Northeastern 11/12/16)
Assists: 2 (2 x - vs. Vermont 2/3/17)
Points: 2 (4x - vs. Vermont 2/3/17)
Multi-point games: 4
Point Streak: 3 games
(Jan. 1 - Jan. 7, 2017)

2016-17 Notes

- Made his Notre Dame Debut on Oct. 7 versus Arizona State.
- Notched his first career point with an assist in Notre Dame’s 6-2 win over UConn (Oct. 28).
- Scored his first career goal in Notre Dame’s 5-2 win at Northeastern (Nov. 12).
- Had the game-winning goal and added an assist for his first career multi-point game in Notre Dame’s 4-1 win over then fifth-ranked UMass Lowell (Nov. 18).
- Notched a goal and an assist in the third period of Notre Dame’s 5-4 loss at UMass (Dec. 2).
- Posted a career-high two assists in Notre Dame’s loss to Michigan Tech (Jan. 7).
- Scored the the second goal in Notre Dame’s 3-0 win over new Hampshire

(Jan. 21).

- Notched a pair of assists in Notre Dame’s 4-4 comeback tie versus Vermont (Feb. 3).

Peeke’s Career Stats

Season	GP	G	A	Points	Shots	Shot%	Pen-Min	+/-	PPG	SHG	GWG
2016-17	32	4	9	13	51	.078	6-12	+8	0	0	1
TOTAL	32	4	9	13	51	.078	6-12	+8	0	0	1



#23 Luke Novak

Fr. | F | Waukesha, Wis.
New Jersey Hitmen (USPHL)

Career Highs

Goals: --
Assists: --
Points: --
Multi-point games: --
Point Streak: --

2016-17 Notes

Novak’s Career Stats



#24 Luke Ripley

Jr. | D | Kitimat, British Columbia
Powell River Kings (BCHL)

Career Highs

Goals: 1 (3x - vs. Northeastern 3/12/16)
Assists: 1 (12x - at Providence 2/19/16)
Points: 1 (15x - vs. Northeastern 3/12/16)
Multi-point games: n/a
Point Streak: 3 games
(Jan. 31-Feb. 7, 2015; 0-3-3)

2016-17 Notes

Ripley's Career Stats

Season	GP	G	A	Points	Shots	Shot%	Pen-Min	+/-	PPG	SHG	GWG
2014-15	42	2	6	8	32	.062	15-30	+4	0	0	1
2015-16	37	1	6	7	40	.025	18-47	+12	0	0	0
2016-17	30	0	0	0	21	.000	16-32	-3	0	0	0
TOTAL	109	3	12	15	93	.032	49-109	+13	0	0	1



#25 Dylan Malmquist

So. | F | Edina, Minnesota
Edina HS

Career Highs

Goals: 2 (3x - at Maine 2/11/17)
Assists: 2 (4x - vs. Alaska 1/1/17)
Points: 3 (3x - at Minnesota Duluth 10/15/16)
Multi-point games: 8
Point Streak: 2 games
(six times, active streak)

2016-17 Notes

- Had a five-point opening series versus Arizona State, including a goal and an assist in game one (Oct. 7) and a goal and two assists in game two (Oct. 8).
- Had a goal and two assists to lead the Irish to a 3-1 win at fourth-ranked Minnesota Duluth (Oct. 15).
- Notched two goals, including the game winner, in Notre Dame's 5-0 win over Alaska (Dec. 31) and then added two assists in the 4-0 game two win over the Nanooks (Jan. 1) for a four-point weekend.
- Scored the game winner in Notre Dame's 3-0 win over New Hampshire (Jan. 21).
- Scored two goals, including the game winner, in Notre Dame's 4-2 win at Maine (Feb. 11).

Malmquist's Career Stats

Season	GP	G	A	Points	Shots	Shot%	Pen-Min	+/-	PPG	SHG	GWG
2015-16	36	11	6	17	59	.186	7-25	+9	2	0	2
2016-17	32	8	13	21	56	.143	9-18	+5	3	0	3
TOTAL	68	19	19	38	115	.165	16-43	+14	5	0	5



#26 Cam Morrison

Fr. | F | Aurora, Ontario
Youngstown Phantoms (USHL)

Career Highs

Goals: 1 (8x - vs. Providence 2/18/17)
Assists: 2 (vs. Arizona State 10/7/16)
Points: 2 (4x - vs. Alaska 12/31/16)
Multi-point games: 4
Point Streak: 3 games
(Dec. 3 - Dec. 31, 2016; 1-3-4)

2016-17 Notes

- Posted two assists in his first career game, a 9-2 Notre Dame win over Arizona State (Oct. 7).
- Scored his first career goal and added an assist for a two point game in a 4-3 loss at Minnesota Duluth (Oct. 14).

- Scored a goal in Notre Dame's 6-2 win over UConn (Oct. 28).
- Had the game-winning goal (first of his career) and added an assist in Notre Dame's 5-2 comeback win at Northeastern (Nov. 12).
- Notched a goal and an assist in Notre Dame's 5-0 win over Alaska (Dec. 31).
- Scored the game-tying goal with 1:13 to play in the third period in Notre Dame's 4-4 comeback tie versus Vermont (Feb. 3).
- Scored the third period, game-tying goal in a 3-3 tie versus 10th-ranked Providence (Feb. 18).

Morrison's Career Stats

Season	GP	G	A	Points	Shots	Shot%	Pen-Min	+/-	PPG	SHG	GWG
2016-17	32	8	8	16	62	.129	4-8	+3	3	0	1
TOTAL	32	8	8	16	62	.129	4-8	+3	3	0	1



#27 Bobby Nardella

So. | D | Rosemont, Illinois
Tri-City Storm (USHL)

Career Highs

Goals: 2 (vs. Arizona State 10/7/16)
Assists: 2 (5x - at Maine 2/11/17)
Points: 3 (3x - at UMass 12/2/16)
Multi-point games: 8
Point Streak: 6 games
(Jan. 2-23; 2-10-12)

2016-17 Notes

- Opened the season with a career-high two goals in Notre Dame's 9-2 win over Arizona State (Oct. 7).
- Had a goal and two assists in the third period of Notre Dame's 5-4 loss at UMass (Dec. 2).
- Injured in the first game of the

- Merrimack series and missed six game (lower body injury) before returning for the Maine series (Feb. 10).
- Posted two assists in Notre Dame's 4-2 win at Maine (Feb. 11).
- Had a game-tying, power-play goal against 10th-ranked Providence in the 3-3 overtime tie (Feb. 18).

Nardella's Career Stats

Season	GP	G	A	Points	Shots	Shot%	Pen-Min	+/-	PPG	SHG	GWG
2015-16	35	4	20	24	69	.058	9-18	+9	1	0	1
2016-17	26	6	13	19	70	.086	8-24	+7	4	0	0
TOTAL	61	10	33	43	139	.072	17-42	+16	5	0	1



#28 Jack Jenkins

So. | F | Lake Bluff, Illinois
Fargo Force (USHL)

Career Highs

Goals: 1 (7x - vs. Providence 2/17/17)
Assists: 1 (5x - vs. New Hampshire 1/20/17)
Points: 1 (12x - vs. Providence 2/17/17)
Multi-point games: n/a
Point Streak: 2 games
(Feb. 12-13, 2016; 1-1-2)

2016-17 Notes

- Notched his first goal of the season in Notre Dame's 6-2 win over UConn (Oct. 28).
- Scored the game winner in Notre Dame's 4-0 win over Alaska (Jan. 1), his

second career game winner.

- Then scored the game winner in Notre Dame's next game, a 3-1 victory over Michigan Tech (Jan. 6).
- Assisted on Anders Bjork's third period game winner in Notre Dame's 2-1 victory at Merrimack (Jan. 13).
- Scored the opening goal in Notre Dam's 3-2 win over Maine (Feb. 10).
- Also scored the opening goal in Notre Dame's 4-1 win over 10th-ranked Providence (Feb. 17).

Jenkins' Career Stats

Season	GP	G	A	Points	Shots	Shot%	Pen-Min	+/-	PPG	SHG	GWG
2015-16	28	2	2	4	28	.071	1-2	-1	0	0	1
2016-17	28	5	3	8	69	.072	2-4	0	0	0	2
TOTAL	56	7	5	12	97	.072	3-6	-1	0	0	3



#29 Bo Brauer

Jr. | F | Edina, Minnesota
Naniamo Clippers (BCHL)

Career Highs

Goals: 2 (vs. Arizona State 10/7/16)
Assists: n/a
Points: 2 (vs. Arizona State 10/7/16)
Multi-point games: 1
Point Steak: n/a

2016-17 Notes

- Scored the first two goals of his career in Notre Dame's season-opening 9-2 win over Arizona State (Oct. 7).
- Score Notre Dame's second goal in the 4-4 overtime tie with Vermont (Feb. 3).

Brauer's Career Stats

Season	GP	G	A	Points	Shots	Shot%	Pen-Min	+/-	PPG	SHG	GWG
2014-15	2	0	0	0	1	.000	1-2	0	0	0	0
2015-16	1	0	0	0	-	-	0-0	0	0	0	0
2016-17	18	3	0	3	9	.333	3-14	0	1	0	0
TOTAL	21	3	0	3	-	-	4-16	0	1	0	0



#32 Cale Morris

Fr. | G | Larkspur, Colorado
Waterloo Black Hawks (USHL)

Career Highs

Saves: 7 (vs. Arizona State 10/7/16)
Goals Against: 1
Shutouts: n/a

2016-17 Notes

- Made his first career appearance in Notre Dame's season-opening 9-2 win over Arizona State (Oct. 7) when he played the third period.

Morris' Career Stats

Goalie	GP-GS	Minutes	GA	GAAvg	Saves	Save%	W	L	T	Sho	PPG	SHG
2016-17	1-0	19:43	1	3.04	7	.875	0	0	0	0.0	0	0
TOTAL	1-0	19:43	1	3.04	7	.875	0	0	0	0.0	0	0

Cale Morris 2016-17 Game-by-Game

Date	Opponent	Score	Minutes	GA	GAAvg	Saves	Save%	W	L	T	PP	SH	EN	PN	SO
Oct 07, 2016	ARIZONA STATE	9-2	19:43	1	3.04	7	.875	0	0	0	0	0	0	0	0
Totals			19:43	1	3.04	7	.875	0	0	0	0	0	0	0	0



#33 Chad Katunar

Sr. | G | Victoria, British Columbia
Penticton Veeps (BCHL)

Career Highs

Saves:
- 35 (vs. Union 11/28/14)
Assists: n/a
Goals Against: 5 (at UMass 12/5/14)
Shutouts: n/a

2016-17 Notes

Katunar's Career Stats

Goalie	GP-GS	Minutes	GA	GAAvg	Saves	Save%	W	L	T	Sho	PPG	SHG
2013-14	5-3	178:03	7	2.36	52	.881	2	1	0	0.0	2	0
2014-15	15-11	737:08	37	3.01	329	.899	5	3	2	0.0	8	2
2015-16	2-0	13:37	0	0.00	4	1.000	0	0	0	0.0	0	0
TOTAL	22-14	928:48	44	2.84	385	.897	7	4	2	0.0	10	2



#40 Cal Petersen
 Jr. | G | Waterloo, Iowa
 Waterloo Black Hawks (USHL)

Career Highs

Saves:

- 87 (L, 4-3 in 5 OT vs. UMass 3/6/15)*
- 55 (W, 3-1 vs. BC 2/28/15)
- 49 (T, 1-1 at Denver 1/1/16)
- 44 (W, 3-2 at BU 2/21/15)
- * - *NCAA Record*

Assists: 1 (vs. Vermont 2/4/16)

Goals Against: 6

- at UMass Lowell (3/15/15)
- vs. Northeastern (3/12/16)

Shutouts: 9

1. vs. Niagara | 10/25/14 (23 saves)
2. at UMass | 12/6/14 (14 saves)
3. vs. Providence College | 2/13/15 (38 saves)
4. vs. UMass | 3/8/15 (23 saves)
5. vs. Boston University | 2/27/16 (39 saves)
6. vs. Northeastern | 11/13/16
 (16 saves in a two-period game)
7. at UMass | 12/3/16 (22 saves)
8. vs. Alaska | 12/31/16 (34 saves)
9. vs. Alaska | 1/1/17 (21 saves)
10. vs. New Hampshire | 1/21/17 (31 saves)

2016-17 Notes

- Stopped 27 of the 28 shots he faced in Notre Dame's 3-1 win at fourth-ranked Minnesota Duluth (Oct. 15).
- Made 29 saves in Notre Dame's 3-3 overtime tie with Penn State (Oct. 21).
- Stopped all 16 shots he faced in Notre Dame's two period tie with Northeastern (Nov. 13) to record his sixth career shutout.
- Made a then season-high 31 saves against UMass Lowell (Nov. 17).
- Stopped all 22 shots he faced to post his second shutout of the season and the seventh of his career in Notre Dame's 3-0 win at UMass (Dec. 3).
- Made a season-high 34 saves in Notre

Dame's 5-0 win over Alaska for his eighth-career shutout (Dec. 31).

- Followed that up by stopping all 21 shots he faced in game two versus Alaska (Jan. 1) for his first career back-to-back shutouts.
- Named the Hockey East Co-Defensive Player of the Week following the shutouts against the Nanooks (Jan. 2).
- From Dec. 10 - Jan. 6, Petersen went 207:10 without allowing a goal, which is the second longest shutout streak in program history.
- Stopped 21 of the 22 shots he faced in Notre Dame's 2-1 win at Merrimack (Jan. 13).
- Stopped all 31 shots he faced in Notre Dame's 3-0 win over New Hampshire (Jan. 21).
- Stopped 31 of the 32 shots he faced in Notre Dame's 4- win over Vermont and recorded his first career assist on Cal Burke's empty net goal.
- Stopped 33 of the 34 shots he faced to lead the Irish to a 4-1 win over 10th-ranked Providence (Feb. 17).
- Helped the Irish to a 1-0-1 weekend against Providence, including stopping 33 of 34 shots in game one and totaling 39 saves in game two (Feb. 17-18).

Cal Petersen 2016-17 Game-by-Game

Date	Opponent	Score	Minutes	GA	GAAvg	Saves	Save%	W	L	T	PP	SH	EN	PN	SO
Oct 07, 2016	ARIZONA STATE	9-2	39:41	1	1.51	10	.909	1	0	0	0	0	0	0	0
Oct 08, 2016	ARIZONA STATE	4-2	59:34	2	1.81	23	.917	2	0	0	1	0	0	0	0
Oct 14, 2016	at Minnesota Duluth	3-4	58:26	4	2.66	28	.897	2	1	0	1	0	0	0	0
Oct 15, 2016	at Minnesota Duluth	3-1	59:25	1	2.21	27	.917	3	1	0	0	0	0	0	0
Oct 21, 2016	PENN STATE	3-3	64:39	3	2.34	29	.914	3	1	1	1	0	0	0	0
Oct 22, 2016	PENN STATE	2-3	61:17	3	2.45	30	.913	3	2	1	0	0	0	0	0
Oct 27, 2016	UCONN	2-4	59:21	3	2.53	21	.908	3	3	1	1	0	0	0	0
Oct 28, 2016	UCONN	6-2	60:00	2	2.47	30	.912	4	3	1	1	0	0	0	0
Nov 12, 2016	at Northeastern	5-2	60:00	2	2.41	23	.913	5	3	1	2	0	0	0	0
Nov 13, 2016	at Northeastern	0-0	39:52	0	2.24	16	.919	5	3	2	0	0	0	0	0
Nov 17, 2016	UMASS LOWELL	1-4	59:50	3	2.31	31	.918	5	4	2	0	0	0	0	0
Nov 18, 2016	UMASS LOWELL	4-1	60:00	1	2.20	21	.920	6	4	2	0	0	0	0	0
Nov 25, 2016	HOLY CROSS	5-3	59:49	3	2.26	17	.916	7	4	2	1	0	0	0	0
Nov 26, 2016	CLARKSON	0-2	59:23	2	2.25	25	.917	7	5	2	0	0	0	0	0
Dec 2, 2016	at Massachusetts	4-5	59:28	5	2.44	19	.909	7	6	2	3	0	0	0	0
Dec 3, 2016	at Massachusetts	3-0	59:56	0	2.28	22	.914	8	6	2	0	0	0	0	0
Dec 10, 2016	BOSTON COLLEGE	3-2	60:00	2	2.26	15	.913	9	6	2	2	0	0	0	0
Dec 31, 2016	ALASKA	5-0	60:00	0	2.13	34	.919	10	6	2	0	0	0	0	0
Jan 01, 2017	ALASKA	4-0	59:56	0	2.02	21	.923	11	6	2	0	0	0	0	0
Jan 06, 2017	MICHIGAN TECH	3-1	60:00	1	1.96	27	.925	12	6	2	1	0	0	0	0
Jan 07, 2017	MICHIGAN TECH	2-4	59:47	4	2.06	30	.922	12	7	2	0	0	0	0	0
Jan 13, 2017	at Merrimack	2-1	60:00	1	2.01	21	.924	13	7	2	1	0	0	0	0
Jan 14, 2017	at Merrimack	2-4	58:23	3	2.06	24	.922	13	8	2	1	0	0	0	0
Jan 20, 2017	NEW HAMPSHIRE	2-2	64:49	2	2.05	26	.922	13	8	3	1	0	0	0	0
Jan 21, 2017	NEW HAMPSHIRE	3-0	60:00	0	1.97	31	.926	14	8	3	0	0	0	0	0
Jan 28, 2017	at Boston College	4-6	58:48	5	2.09	38	.923	14	9	3	0	0	0	0	0
Feb 03, 2017	VERMONT	4-4	64:48	4	2.15	43	.923	14	9	4	1	0	0	0	0
Feb 04, 2017	VERMONT	4-1	60:00	1	2.11	31	.925	15	9	4	0	0	0	0	0
Feb 10, 2017	at Maine	3-2	60:00	2	2.11	29	.925	16	9	4	1	0	0	0	0
Feb 11, 2017	at Maine	4-2	60:00	2	2.11	17	.924	17	9	4	0	0	0	0	0
Feb 17, 2017	PROVIDENCE COLLEGE	4-1	60:00	1	2.07	33	.926	18	9	4	0	0	0	0	0
Feb 18, 2017	PROVIDENCE COLLEGE	3-3	65:00	3	2.09	39	.926	18	9	5	0	0	0	0	0
Totals			1892:12	66	2.09	831	.926	18	9	5	19	0	0	0	0

Petersen's Career Stats

Goalie	GP-GS	Minutes	GA	GAvg	Saves	Save%	W	L	T	Sho	PPG	SHG
2014-15	33-31	1891:36	79	2.51	892	.919	13	16	3	4.0	19	2
2015-16	37-37	2231:52	82	2.20	1049	.927	19	11	7	1.0	22	0
2016-17	32-32	1892:12	66	2.09	831	.926	18	9	5	5.0	19	0
TOTAL	102-10	6015:40	227	2.26	2772	.924	50	36	15	10.0	60	2

Notre Dame's Career Goaltending Records

Goals-Against Average

1. Jordan Pearce (2005-09)	1.98
2. Steven Summerhays (2010-14)	2.19
3. Cal Petersen (2014-)	2.26
4. David Brown (2003-07)	2.32
5. Mike Johnson (2009-13)	2.62
6. Morgan Cey (2001-05)	2.79

Save Percentage

1. Cal Petersen (2014-)	.924
2. Jordan Pearce (2005-09)	.918
3. David Brown (2003-07)	.916
4. Steven Summerhays (2010-14)	.914
5. Morgan Cey (2001-05)	.912
6. Mike Johnson (2009-13)	.901

Saves

1. Lance Madson (1986-90)	3,519
2. Morgan Cey (2001-05)	3,146
3. Matt Eisler (1994-98)	2,892
4. Cal Petersen (2014-)	2,772

Minutes Played

5. Dick Tomasoni (1968-72)	2,756
6. Lee Moher (1974-78)	2,730
7. David Brown (2003-07)	2,662
8. Dave Laurion (1978-82)	2,600
9. Bob McNamara (1979-83)	2,577
10. Mark Kronholm (1970-74)	2,566

Minutes Played

1. Lance Madson (1986-90)	6,900:19
2. Morgan Cey (2001-05)	6,465:04
3. David Brown (2003-07)	6,326:14
4. Matt Eisler (1994-98)	6,276:30
5. Cal Petersen (2014-)	6,015:40
6. Steven Summerhays (2010-14)	5,910:45
7. Greg Louder (1990-94)	5,521:56
8. Jordan Pearce (2005-09)	5,506:02
9. Dave Laurion (1978-82)	5,485:00
10. Mike Johnson (2009-13)	5,390:42

Games Played

1. Lance Madson (1986-90)	115
2. Morgan Cey (2001-05)	112
3. David Brown (2003-07)	111
3. Matt Eisler (1994-98)	111
5. Steven Summerhays (2010-14)	106
6. Greg Louder (1990-94)	103
7. Cal Petersen (2014-)	102
8. Mike Johnson (2009-13)	99
9. Jordan Pearce (2005-09)	94
10. Dave Laurion (1978-82)	91

Shutouts

1. Steven Summerhays (2010-14)	13
2. David Brown (2003-07)	12
2. Jordan Pearce (2005-09)	12
4. Cal Petersen (2014-)	10
5. Morgan Cey (2001-05)	6
6. Mark Kronholm (1970-74)	4

Notre Dame's Single-Season Goaltending Records

Goals-Against Average

1. David Brown (2006-07)	1.58
2. Jordan Pearce (2008-09)	1.68
3. Steven Summerhays (2012-13)	2.01
Steven Summerhays (2013-14)	2.01
5. Jordan Pearce (2007-08)	2.04
6. Cal Petersen (2016-17)	2.09
7. Cal Petersen (2015-16)	2.20
8. David Brown (2003-04)	2.32

Save Percentage

1. Jordan Pearce (2008-09)	.9312
2. David Brown (2006-07)	.9305
3. Cal Petersen (2015-16)	.927
4. Cal Petersen (2016-16)	.926
5. David Brown (2003-04)	.925
6. Morgan Cey (2003-04)	.924

Saves

1. Lance Madson (1988-89)	1,288
2. Mark Kronholm (1973-74)	1,113
3. Morgan Cey (2002-03)	1,054
4. Cal Petersen (2015-16)	1,049
5. Mark Kronholm (1972-73)	980
6. Lance Madson (1989-90)	968
7. Greg Louder (1990-91)	935
8. Morgan Cey (2001-02)	927
9. Jordan Pearce (2007-08)	925
10. Steven Summerhays (2013-14)	912

Percent of Team Minutes Played

1. Cal Petersen (2015-16)	98.6%
2. Cal Petersen (2016-17)	98.5%
3. Greg Louder (1990-91)	98.3%
4. Morgan Cey (2002-03)	97.9%
5. Jordan Pearce (2008-09)	96.2%

Minutes Played

1. Jordan Pearce (2007-08)	2,558
2. David Brown (2006-07)	2,390
3. Jordan Pearce (2008-09)	2,326
4. Steven Summerhays (2013-14)	2,234
5. Cal Petersen (2015-16)	2,231
6. Lance Madson (1988-89)	2,213
7. Forrest Karr (1998-99)	2,161
8. Morgan Cey (2002-03)	2,136
9. Mike Johnson (2010-11)	2,087
10. Steven Summerhays (2012-13)	2,086

NCAA Records Book

Consecutive Goaltender Starts (NCAA DI)

1. Ben Scrivens, Cornell (2007-10)	104
2. David McKee, Cornell (2004-06)	102
3. Andrew Volkening, Air Force (2007-10)	97
4. Cal Petersen, Notre Dame (2014 -)	82
5. John Muse, Boston College (2008-09)	81
6. Andy Illes, Cornell (2011-14)	80
6. Dan Murphy, Clarkson (1994-98)	80
8. John Lothrub, Minnesota (1964-66)	78
9. Joe Cannata, Merrimack (2009-12)	77
10. Brant Nicklin, Minn. Duluth (1996-98)	76

Consecutive Goaltender Games Played (NCAA DI)

1. Dan Murphy, Clarkson (1994-98)	122
2. Andrew Volkening, Air Force (2007-10)	119
3. Ben Scrivens, Cornell (2007-10)	104
4. David McKee, Cornell (2004-06)	102
5. Cal Petersen, Notre Dame (2014 -)	83
6. John Muse, Boston College (2008-09)	81
7. Andy Illes, Cornell (2011-14)	80
8. John Lothrub, Minnesota (1964-66)	78
9. Joe Cannata, Merrimack (2009-12)	77
10. Brant Nicklin, Minn. Duluth (1996-98)	76