

NOTRE DAME FOOTBALL



Fighting Irish Media ▶ Michael Bertsch ▶ mberts1@nd.edu ▶ 574-532-4154 ▶ Leigh Torbin ▶ ltorbin@nd.edu ▶ 407-325-5703 ▶ UND.com

Countdown To Kickoff

14 Notre Dame last played a non-Saturday regular season game on Thursday, Sept. 5, 1996, collecting a 14-7 season-opening win at Vanderbilt. (Page 4)

13 Only 13 teams have more than Notre Dame's 39 wins since 2012. (Page 9)

12 Sophomore **Justin Yoon** has made each of his last 12 field goals, the fourth-longest streak in school history. (Page 14)

11 The Irish claim 11 consensus national championships and a share of 11 more. The 10th consensus championship came following a 38-10 win over Texas in the 1978 Cotton Bowl. **Vagas Ferguson** was the offensive MVP with 100 rushing yards and a 17-yard TD catch from **Joe Montana**. (Page 5)

10 Notre Dame is opening its season with a true road game for the first time in 10 years (2006) when the Irish commenced their season with a 14-10 win at Georgia Tech. (Page 5)

9 Notre Dame's nine wins over Texas are the most of any school that has never been in a conference with the Longhorns.

8 Head coach **Brian Kelly** begins his seventh year at Notre Dame. He won at least eight games in each of his first six seasons at the helm, the only Irish coach to accomplish that feat. (Page 2)

7 Notre Dame returns just seven starters (three on offense and four on defense) in 2016. Since 2004, the previous low total of returning starters entering a season was 10 (2007).

6 Each of Notre Dame's last six regular starting tight ends have been NFL draftees with five of the six going in either the first or second rounds. (Page 11)

5 The Irish have captured each of the last five meetings with Texas and hold a 9-2 advantage in the all-time series. (Page 5)

4 Notre Dame is undefeated in four all-time meetings with Texas in Austin, claiming victories in '13, 1915, 1952 and 1996. (Page 5)

3 Since 2000, other than **Josh Adams**, only three "Power 5" true freshmen have averaged at least seven yards with at least 100 carries: Jamaal Charles of Texas, C.J. Spiller of Clemson and Nick Chubb of Georgia. (Page 13)

2 Notre Dame ranks second all-time with 892 victories, while Texas is in third place with 886. (Page 5)

1 Notre Dame is one of just five teams nationally that returns multiple starting quarterbacks that beat a "Power 5" team in 2015. (Page 11)

0 Notre Dame landed at No. 10 in the Associated Press preseason poll. No Fighting Irish team has been ranked higher to open a season since being No. 2 in 2006.

Game 1

AP: #10
COACH: #9
0-0

AP: RV
COACH: RV
0-0 • 0-0 B12

TIME, DATE AND PLACE

- ▶ 7:30 p.m. ET; Sunday, Sept. 4, 2016
- ▶ Darrell K Royal-Texas Memorial Stadium (100,119); Austin, Texas

TELEVISION

- ▶ ABC national telecast with Joe Tessitore (play-by-play), Todd Blackledge (analysis) and Holly Rowe (sideline).

RADIO

- ▶ IMG College Sports is the exclusive national rights-holder for Irish football radio broadcasts. Notre Dame games will be broadcast to 117 affiliates by Don Criqui (play-by-play) and Allen Pinkett (analysis). This broadcast can be heard live on SiriusXM Satellite Radio (channel 129).
- ▶ The broadcast will be preceded by a one hour pre-game show hosted by Tony Castricone with interviews conducted by Jack Nolan. It will be followed by a national post-game show hosted by Castricone, Criqui and Pinkett.
- ▶ All games can be heard in South Bend on WSBT 96.1 FM & 960 AM, and Sunny 101.5 FM.

TICKETS

- ▶ Texas is expecting a sellout on Sunday night.
- ▶ Notre Dame has played in front of sellout crowds in 287 of its previous 336 games (.854) overall. Notre Dame has played before 658 sellouts in 937 total games (.702) since 1930. The Irish have sold out 297 of their last 298 home games dating back to 1964, including each of the last 249 in a row since 1973.
- ▶ Every Notre Dame game in 2015 attracted a sellout crowd, including a Temple record 69,280 at Lincoln Financial Field in Philadelphia on Oct. 31 and a Heinz Field-era Pitt record 68,400 on Nov. 7.

SERIES INFO

- ▶ Notre Dame leads the series with Texas, 9-2, including a 4-0 record in Austin.
- ▶ This is the first meeting between the Irish and Longhorns in Texas since a 27-24 Notre Dame victory on Sept. 21, 1996, in Austin, Texas.

THE COACHES

- ▶ **Notre Dame:** Brian Kelly, 55-23 at Notre Dame (7th year), 226-80-2 overall (26th year), 1-0 vs. Texas
- ▶ **Texas:** Charlie Strong, 11-14 at Texas (3rd year), 48-30 overall (6th year), 0-1 vs. Notre Dame

WHAT TO WATCH FOR

- ▶ Notre Dame opens a season with a true road game for the first time since 2006 as it heads to Austin, Texas, a city where the Irish stand at 4-0 all-time.

What's Inside

- Countdown to Kickoff..... 1
- Brian Kelly Notes..... 2-3
- All-Time Season Openers..... 4
- National Rankings..... 5
- Notre Dame-Texas Series Notes..... 5-6
- Season-Opener Top Performers..... 6
- Team Notes..... 6-14
- Notre Dame's Record When..... 7
- Starter Sheet..... 8
- Notre Dame By The Numbers..... 9
- Honors/Awards..... 10
- Inside ND Football/ND Football Replays..... 11
- Irish in the NFL..... 12
- 2016 Opponents..... 13
- Media Information..... 14
- Coaching Staff Game Day Locations..... 14
- Miscellaneous Notes..... 14-15
- Alphabetical / Numerical Roster..... 16-17
- Pronunciation Guide..... 17
- Depth Chart..... 18
- The Last Time..... 19-21
- 2015 Season Results..... 22
- 2015 Team Stats..... 23
- 2015 Individual Stats..... 24-26
- 2015 Defensive Stats..... 27
- 2015 Game Superlatives..... 28-31
- 2015 Game-by-Game Stats..... 32
- 2015 Opponent Game-by-Game Stats..... 33
- 2015 Game-by-Game Comparison..... 34
- 2015 Red Zone Stats..... 35
- 2015 Conversions and Time of Possession... 36
- 2015 Game-by-Game Participation..... 37-38
- 2015 Game-by-Game Individual Stats... 39-46

NDFootball

NDFootball

NDFBrecruiting

Notre Dame Football

NDFBrecruiting

2016 Notre Dame Schedule

Date	ND Rank	Opp Rank	Opponent	Location	TV	Time/Score
Sept. 4	10/9	RV/RV	Texas	Austin, Texas		7:30 p.m. ET
Sept. 10	-/-	-/-	Nevada	Notre Dame, Ind.		3:30 p.m. ET
Sept. 17	-/-	12/11	Michigan State	Notre Dame, Ind.		7:30 p.m. ET
Sept. 24	-/-	-/RV	Duke	Notre Dame, Ind.		3:30 p.m. ET
Oct. 1	-/-	-/-	vs. Syracuse	East Rutherford, N.J.		TBA
Oct. 8	-/-	-/-	at NC State	Raleigh, N.C.		TBA
Oct. 15	-/-	8/7	Stanford	Notre Dame, Ind.		7:30 p.m. ET
Oct. 22			Bye Week			
Oct. 29	-/-	RV/RV	Miami	Notre Dame, Ind.		3:30 p.m. ET
Nov. 5	-/-	RV/RV	vs. Navy	Jacksonville, Fla.		11:30 a.m. ET
Nov. 12	-/-	-/-	vs. Army	San Antonio, Texas		3:30 p.m. ET
Nov. 19	-/-	-/-	Virginia Tech	Notre Dame, Ind.		3:30 p.m. ET
Nov. 26	-/-	20/17	at USC	Los Angeles, Calif.		TBA

* Rankings are Associated Press/Amway Coaches polls



2012 AP National Coach of the Year

2012 Walter Camp National Coach of the Year

2012 Sporting News National Coach of the Year

2012 Home Depot National Coach of the Year

2012 Liberty Mutual National Coach of the Year

2012 AFCA National Coach of the Year

2009 Home Depot National Coach of the Year

Head coach Brian Kelly, a veteran of 25 seasons as a collegiate head coach, brings a championship tradition to his seventh year as the 29th head football coach at the University of Notre Dame.

Currently the winningest active coach in the NCAA Football Bowl Subdivision, Kelly has guided the Irish to 55 wins over his tenure, ranking fifth in school history. Kelly is the first coach to ever take Notre Dame to a bowl game in each of his first six years at the helm.

His 149 victories as a head coach since 2001 are more than all but two active FBS head coaches – Oklahoma's Bob Stoops and Ohio State's Urban Meyer.

KELLY'S HEAD COACHING RESUME

- ▶ Twenty-third college coach to reach 200 career victories with at least five years of service or 50 victories at a school that was classified as a major college at the time
- ▶ Second-youngest and fifth-fastest coach to ever reach 200 career victories with at least five years of service or 50 victories at a school that was classified as a major college at the time
- ▶ Only coach in school history to lead the Irish to at least eight victories over each of his first six seasons – a feat only 20 coaches have ever done at contract bowl eligible schools
- ▶ Only two-time winner of The Home Depot Coach of the Year Award (2009, 2012)
- ▶ First coach in school history to lead the Irish to bowl games during each of his first six seasons
- ▶ First coach to take Notre Dame to bowl games in six straight seasons at any stage in his career since Lou Holtz (1987-95)
- ▶ First coach with six consecutive seasons of at least eight wins since Lou Holtz reached the milestone seven straight years (1987-93)
- ▶ With 10 wins in both 2012 and 2015, Kelly joins Knute Rockne, Ara Parseghian and Holtz as the only Notre Dame coaches to hit the double-digit mark in wins twice
- ▶ Kelly is 21-16 (.568) in his career against Associated Press Top 25 teams
- ▶ Recorded the seventh-most wins (98-33) among active NCAA FBS coach since 2006
- ▶ Owns the seventh-best winning percentage (.752) among active NCAA FBS coaches since 2007
- ▶ Ranks first and eighth among active NCAA FBS coaches in career victories (226) and career winning percentage (.737), respectively
- ▶ Led Notre Dame to an undefeated regular season in 2012 -- its first undefeated regular season in 24 years (1988)
- ▶ Guided Notre Dame to the 2013 Bowl Championship Series title game and its highest national ranking (No. 4/3) to close a season since 1993 (No. 2/2)
- ▶ Oversaw the first football program to be ranked number one in the football polls and first in NCAA GSR graduation rates while also playing for the BCS title
- ▶ Swept just about every possible coach of the year award in 2012 -- Home Depot, Associated Press, Walter Camp Football Foundation, Sporting News, Liberty Mutual and American Football Coaches Association
- ▶ Only the second Irish coach to win 12 games in a season (Lou Holtz also did it in 1988)
- ▶ Continued focus on academics as Notre Dame won the 2014 American Football Coaches Association Academic Achievement Award with a 100 percent graduation rate for the freshmen football student-athlete class of 2007
- ▶ Each of Kelly's last 10 teams have participated in a bowl game, encompassing each of his six Notre Dame teams, each of his three Cincinnati teams, and his final team at Central Michigan (2006)
- ▶ Each of Kelly's last 11 teams (including 2015) have finished the year with a winning record, including his 6-5 Chippewa squad in 2005
- ▶ Every team of Kelly's head coaching tenure, except for his first Central Michigan team that went 4-7 in 2004, has finished at .500 or better (24 out of 25 years)
- ▶ Nine active FBS coaches have guided their respective schools to an undefeated regular season since 2009 and only four of those eight coaches, including Brian Kelly, have done it on multiple occasions
- ▶ Career record includes six seasons at Notre Dame where he has fashioned a 55-23 record that has included 11 losses by a combined 33 points (3.0 per game)
- ▶ Helped the Irish win 47 of their last 64 games dating back to 2011

- ▶ Three seasons at Cincinnati from 2007-09, including a 34-6 record (.850) and two straight outright BIG EAST Conference title teams that earned BCS appearances in 2008 (FedEx Orange Bowl) and 2009 (Allstate Sugar Bowl)
- ▶ Three seasons at Central Michigan University from 2004-06, including a 19-16 overall record (.542) featuring a 9-4 mark and Mid-American Conference title in 2006
- ▶ Thirteen seasons at Grand Valley State University from 1991-2003, including a 118-35-2 record (.767) highlighted by NCAA Division II national championships in 2002 (14-0) and 2003 (14-1)
- ▶ An overall record of 226-80-2 (.737) in those 25 seasons as a head coach
- ▶ A record of 16-8 (.667) record in postseason play as a head coach

EIGHT IS GREAT FOR KELLY

- ▶ Head coach **Brian Kelly** has won at least eight games in each of his first six seasons with the Irish.
- ▶ Kelly is the first Irish coach to win eight games in each of his first six seasons. Setting the previous high, **Dan Devine** began his career with the Irish by posting four straight seasons with at least eight wins from 1975-78.
- ▶ Before Kelly's current run, no Notre Dame head coach had posted six consecutive eight-win seasons at any juncture of his career since **Lou Holtz** reached the milestone seven straight years from 1987-93.
- ▶ Kelly is the first coach in Notre Dame history to lead the Irish to a bowl game in each of his first six seasons. He joins Holtz as the only coaches to guide Notre Dame to bowl berths in six consecutive years at any juncture of their tenures at the school.
- ▶ With 55 wins through his first five years at Notre Dame (2010-15), Kelly has won more games at this stage of his Irish career than any coach other than Holtz's 56.

KELLY BEATS ELITE TEAMS

- ▶ **Brian Kelly** is 11-12 (.478) against Associated Press Top 25 teams as the head coach at Notre Dame and 21-16 (.568) overall, the eighth-best career winning percentage in such games among active coaches.
- ▶ Of the coaches at contract bowl eligible schools who has faced at least 10 AP-ranked teams, Kelly's career .568 winning percentage ranks eighth among his peers.

Career Record vs. AP Top 25 (Minimum 10 games)

	Coach	School	Record	Pct.
1.	Urban Meyer	Ohio State	32-13	.711
2.	David Shaw	Stanford	20-9	.690
3.	Bob Stoops	Oklahoma	55-28	.663
4.	Mark Helfrich	Oregon	9-5	.643
5.	Nick Saban	Alabama	63-38	.624
6.	Jimbo Fisher	Florida State	13-8	.619
7.	Jim Mora	UCLA	12-8	.600
8.	Brian Kelly	Notre Dame	21-16	.568
9.	Les Miles	LSU	45-35	.563
10.	Gary Patterson	TCU	21-17	.553

- ▶ Of Kelly's 55 wins at Notre Dame, 30 have come against teams which finished the year with a winning record. Only eight programs have more wins against teams above .500 than Notre Dame since 2010.

KELLY RANKS AMONG TOP ACTIVE COACHES NATIONALLY

- ▶ Now in his seventh year at Notre Dame, **Brian Kelly** has helped the Irish secure a 44-6 record when entering halftime with a lead and a 41-5 mark when leading after three quarters.
- ▶ Kelly is 188-13 in his coaching career when taking a lead into the fourth quarter and 124-7 since 2001. He owns a 177-16 record when taking a lead into halftime, including a 122-8 mark since 2001.
- ▶ Kelly is 154-29 when scoring first.
- ▶ Kelly is 177-27-1 when outrushing his opponent.
- ▶ Kelly is 132-12 when his team wins the turnover battle.
- ▶ Kelly is 43-18-2 in games decided by three points or less.
- ▶ Kelly is 64-21 in the month of November, including a 28-9 mark since 2006.
- ▶ Kelly is 68-8 when his team scores a defensive or special teams touchdown.
- ▶ Kelly is 144-11 when his team scores 30+ points, including a 82-2 mark with 40+ points.
- ▶ Kelly is 144-6-1 when his team allows 19 points or less.
- ▶ Kelly is 165-44-1 coming off a victory.
- ▶ Kelly-coached teams have won 81 of their last 82 games when holding their opponents to less than 20 points. Kelly-coached teams owned a 57-game winning streak in games where they held their opponents to less than 20 points, which ended in the 2011 Champs Sports Bowl loss to Florida State (18-14). Kelly's previous such loss came on Dec. 8, 2001, when North Dakota edged Grand Valley State, 17-14, in the NCAA Division II title game
- ▶ Since 2001, Brian Kelly has the third-most wins among all active Football Bowl Subdivision coaches, trailing only Oklahoma's Bob Stoops (158) and Ohio State's Urban Meyer (153):

Winningest Active NCAA FBS Coaches (By Victories, Since 2001)

Name, School	W	L	T	Pct.
1. Bob Stoops, Oklahoma	158	41	0	0.794
2. Urban Meyer, Ohio State	153	27	0	0.850
3. Brian Kelly, Notre Dame	149	47	0	0.760
4. Mark Richt, Miami, Fla.	145	51	0	0.740
Nick Saban, Alabama	145	30	0	0.829
6. Gary Patterson, TCU	143	47	0	0.753
7. Les Miles, LSU	140	53	0	0.725
8. Kirk Ferentz, Iowa	123	68	0	0.644
9. Paul Johnson, Georgia Tech	119	76	0	0.610
10. Tommy Tuberville, Cincinnati	115	61	0	0.653

► Since 2006, Brian Kelly has the seventh-most wins of any active NCAA Football Bowl Subdivision coach. Kelly has won 98 contests (98-33) over that span.

Winningest Active NCAA FBS Coaches (By Victories, Since 2006)

Name, School	W	L	T	Pct.
1. Chris Petersen, Washington	107	24	0	0.817
2. Urban Meyer, Ohio State	105	16	0	0.868
Nick Saban, Alabama	105	18	0	0.854
4. Bob Stoops, Oklahoma	104	30	0	0.776
5. Les Miles, LSU	101	30	0	0.771
6. Gary Patterson, TCU	100	29	0	0.775
7. Brian Kelly, Notre Dame	98	33	0	0.748
8. Bronco Mendenhall, Virginia	93	37	0	0.715
Mark Richt, Miami, Fla.	93	38	0	0.710
Mark Dantonio, Michigan State	93	38	0	0.710

► Brian Kelly ranks as the seventh-most successful active NCAA Football Bowl Subdivision coach in winning percentage since 2007.

Winningest Active NCAA FBS Coaches (By Win Percentage, Since 2007)

Name, School	W	L	T	Pct.
1. Urban Meyer, Ohio State	92	15	0	0.860
2. Nick Saban, Alabama	104	18	0	0.852
3. Chris Petersen, Washington	94	24	0	0.797
4. Bob Stoops, Oklahoma	93	27	0	0.775
5. Gary Patterson, TCU	89	27	0	0.767
6. Les Miles, LSU	90	28	0	0.763
7. Brian Kelly, Notre Dame	88	29	0	0.752
8. Mark Dantonio, Michigan State	87	33	0	0.725
9. Mark Richt, Miami, Fla.	84	34	0	0.712
10. Mike Gundy, Oklahoma State	83	34	0	0.709

► Brian Kelly ranks first and eighth among active NCAA Football Bowl Subdivision coaches in both victories and winning percentage, respectively. Here is a look at the top 10 winningest active coaches in the FBS (min. six years completed as FBS head coach, record at four-year colleges only):

Winningest Active NCAA FBS Coaches (By Victories)

Name, School	Years	W	L	T	Pct.
1. Brian Kelly, Notre Dame	25	226	80	2	0.737
2. Bill Snyder, Kansas State	23	193	101	1	0.656
3. Nick Saban, Alabama	19	191	60	1	0.760
4. Bob Stoops, Oklahoma	16	179	46	0	0.796
5. Paul Johnson, Georgia Tech	18	168	83	0	0.669
6. Terry Bowden, Akron	21	159	92	2	0.632
7. Tommy Tuberville, Cincinnati	19	155	91	0	0.630
8. Rich Rodriguez, Arizona	21	153	104	2	0.595
Urban Meyer, Ohio State	13	153	27	0	0.850
10. Mark Richt, Miami, Fla.	14	144	52	0	0.735

*Minimum five years as FBS head coach; record at four-year colleges only

Winningest Active NCAA FBS Coaches (By Win Percentage)

Name, School	Years	W	L	T	Pct.
1. Urban Meyer, Ohio State	13	153	27	0	0.850
2. Jimbo Fisher, Florida State	6	67	14	0	0.827
3. Chris Petersen, Washington	9	107	24	0	0.817
4. Bob Stoops, Oklahoma	16	179	46	0	0.796
5. David Shaw, Stanford	5	54	14	0	0.794
6. Nick Saban, Alabama	19	191	60	1	0.760
7. Gary Patterson, TCU	15	143	47	0	0.753
8. Brian Kelly, Notre Dame	25	226	80	2	0.737
9. Dabo Swinney, Clemson	7	75	27	0	0.735
Mark Richt, Miami, Fla.	14	144	52	0	0.735

*Minimum five years as FBS head coach; record at four-year colleges only

► Among college coaches with at least five years of service or 50 victories at a school that was classified as a major college at the time, Kelly was the 23rd to reach 200 career victories. Here is that list of coaches:
 ► Amongst the list, Kelly was the second-youngest and fifth-fastest to ever reach 200 career victories.

Rank	Coach	Age in Yrs.-Days	Rank	Coach	Career Game (Record at Time)
1.	Pop Warner	46-240	1.	Joe Paterno	246 (200-44-2)
2.	Brian Kelly	51-310	2.	Tom Osborne	249 (200-46-3)
3.	Jim Tressel	54-298	3.	Bo Schembechler	262 (200-55-7)
4.	Vince Dooley	56-84	4.	Woody Hayes	268 (200-60-8)
5.	Tom Osborne	56-224	5.	Brian Kelly	270 (200-68-2)

KELLY'S WINNING WAYS

► Eight active FBS coaches have guided their respective schools to an undefeated regular season since 2009. Only four of those eight coaches, including **Brian Kelly**, have done it on multiple occasions.

Brian Kelly

2012 – Notre Dame – 12-1 (Lost in BCS Championship Game)
 2009 – Cincinnati – 12-0 (Did not coach bowl game)

Urban Meyer

2013 – Ohio State – 12-2 (Lost in Big Ten Championship Game and Orange Bowl)
 2012 – Ohio State – 12-0
 2009 – Florida – 13-1 (Lost in SEC Championship Game)

Jimbo Fisher

2014 – Florida State – 13-0 (Lost in College Football Playoff semifinal)
 2013 – Florida State – 14-0

Gary Patterson

2010 – TCU – 13-0
 2009 – TCU – 12-1 (Lost in Fiesta Bowl)

BRIAN KELLY'S OVERALL RECORD

Grand Valley State Totals (13 seasons)	118-35-2	.768
Central Michigan Totals (3 seasons)	19-16	.543
Cincinnati Totals (3 seasons)	34-6	.850
Notre Dame Totals (6 seasons)	55-23	.705
Overall Totals (25 seasons)	226-80-2	.737

**All-Time
Season Openers**

Year	W/L	Opp.	Result	Year	W/L	Opp.	Result	Year	W/L	Opp.	Result
*1887	L	Michigan	0-8	*1950	W	(1) North Carolina (2:40) (20)	14-7	*2011	L	(16) USF (R)	20-23
*1888	L	Michigan	6-26	*1951	W	(14) Indiana	48-6	2012	W	Navy (Aviva Stadium)	50-10
1889	W	Northwestern	9-0	1952	T	(10) Pennsylvania (12)	7-7	*2013	W	(14) Temple	28-6
*1892	W	South Bend H.S.	56-0	1953	W	(1) Oklahoma (6)	28-21	*2014	W	(17) Rice	48-17
*1893	W	Kalamazoo	34-0	*1954	W	(2) Texas (4)	21-0	2015	W	(11) Texas (NT)	38-3
*1894	W	Hillsdale	14-0	*1955	W	(11) SMU	17-0	RECORD 106-16-5			
*1895	W	Northwestern Law	20-0	1956	L	(3) SMU (NT)(1:50)	13-19	*home games			
*1896	L	Chicago Physicians & Surgeons	0-4	1957	W	Purdue	12-0	<i>Beginning in 1936, the number in front of the opponent indicates Notre Dame's ranking in the AP poll. The number following the opponent indicates its ranking. (NT) night game; (R) game played in rain; (0:00) time remaining when deciding points were scored.</i>			
*1897	T	Rush Medical	0-0	*1958	W	(5) Indiana	18-0	SEASON OPENERS			
1898	W	Illinois	5-0	*1959	W	North Carolina (R)	28-8	▶ The Irish are 106-16-5 (.854) in season openers and have won 24 of their last 29.			
*1899	W	Englewood H.S.	29-5	*1960	W	California	21-7	▶ Notre Dame, which failed to score first in six consecutive season openers (2003-08), hit pay dirt first in five of the last six years.			
*1900	W	Goshen	55-0	*1961	W	Oklahoma	19-6	▶ Notre Dame has captured its last 17 season openers when scoring first, a span that dates back to the 1986 defeat to Michigan.			
*1901	T	South Bend Athletic Club	0-0	1962	W	Oklahoma	13-7	▶ Since 1958, the Irish in season openers are 36-3 (.923) when scoring first and 13-6 (.684) when the opponent scores first.			
*1902	W	Michigan State	33-0	*1963	L	Wisconsin (1:07) (6)	9-14	▶ Here's a breakdown of each Notre Dame head coach's record in season openers (post 1913):			
*1903	W	Michigan State	12-0	1964	W	Wisconsin (R)	31-7	Harper: 5-0 Rockne: 13-0 Anderson: 2-0-1			
*1904	W	Wabash	12-4	1965	W	(3) California	48-6	Layden: 6-1 Leahy: 9-0-2 McKeever: 1-0			
*1905	W	North Division H.S. (Chicago)	44-0	*1966	W	(6) Purdue (8)	26-14	Devore: 1-1 Brennan: 4-1 Kuharich: 4-0			
*1906	W	Franklin	26-0	*1967	W	(1) California	41-8	Parseghian: 11-0 Devine: 4-2 Faust: 3-2			
*1907	W	Chicago Physicians & Surgeons	32-0	*1968	W	(3) Oklahoma (5)	45-21	Holtz: 9-2 Davie: 4-1 Willingham: 2-1			
*1908	W	Hillsdale	39-0	*1969	W	(11) Northwestern	35-10	Weis: 4-1 Kelly: 5-1			
*1909	W	Olivet	58-0	1970	W	(6) Northwestern	35-14	OPENERS AN INDICATOR?			
*1910	W	Olivet	48-0	*1971	W	(2) Northwestern	50-7	▶ In the 106 seasons when Notre Dame won its opener, the Irish went on to post a winning record 97 times (91.5%), with four losing seasons and five .500 records.			
*1911	W	Ohio Northern	32-6	1972	W	(13) Northwestern	37-0	▶ In the 16 seasons when the Irish lost their opener, the Irish posted a winning record seven times and a losing mark eight times (with one .500 season).			
*1912	W	St. Viator	116-7	*1973	W	(8) Northwestern	44-0	▶ In the five seasons when Notre Dame registered a tie in its opener, the Irish had four winning records and one losing record.			
*1913	W	Ohio Northern	87-0	1974	W	(2) Georgia Tech (NT)	31-7	EVEN MORE ON OPENERS			
*1914	W	Alma	56-0	1975	W	(9) Boston College (NT) (Schaefer Stad.)	17-3	At Home: 76-11-3 On The Road: 24-4-2			
*1915	W	Alma	32-0	*1976	L	(11) Pittsburgh (9)	10-31	Neutral Site Games: 6-1 In Overtime: 1-0			
*1916	W	Case Tech	48-0	1977	W	(3) Pittsburgh (7)	19-9	On Television: 35-8 On NBC: 13-3			
*1917	W	Kalamazoo	55-0	*1978	L	(5) Missouri (12:50)	0-3	On ABC: 16-3 On ESPN: 2-1			
1918	W	Case Tech	26-6	1979	W	(9) Michigan (6)	12-10	On CBS: 4-1 On Raycom: 1-0			
*1919	W	Kalamazoo	14-0	*1980	W	(11) Purdue (9)	31-10	Afternoon Games: 94-13-5 Night Games: 12-3			
*1920	W	Kalamazoo	39-0	*1981	W	(4) LSU	27-9	Decided By 7 or Less: 17-10-5 Scoring 40+ Points: 34-0			
*1921	W	Kalamazoo	56-0	*1982	W	(20) Michigan (NT) (10)	23-17	Scoring 30+ Points: 53-0 Scoring 20-29 Points: 29-3			
*1922	W	Kalamazoo	46-0	1983	W	(5) Purdue	52-6	Scoring 0-19 Points: 23-13-5 Allowing 40+ Points: 0-0			
*1923	W	Kalamazoo	74-0	1984	L	(8) Purdue (Hoosier Dome)	21-23	Allowing 30+ Points: 0-2 Allowing 20-29 Points: 8-7			
*1924	W	Lombard	40-0	1985	L	(13) Michigan	12-20	Allowing 0-19 Points: 98-7-5			
*1925	W	Baylor (R)	41-0	*1986	L	Michigan (3)	23-24	Scoring First (since 1958): 36-3			
*1926	W	Beloit	77-0	1987	W	(16) Michigan (9)	26-7	Opp. Scores First (since 1958): 13-6			
*1927	W	Coe (R)	28-7	*1988	W	(13) Michigan (1:13) (NT) (9)	19-17	*Both teams are AP-ranked: 13-2-1			
*1928	W	Loyola (New Orleans)	12-6	1989	W	(2) Virginia (NT) (Giants Stadium)	36-13	*Neither team is ranked: 22-2-1			
1929	W	Indiana	14-0	*1990	W	(1) Michigan (NT) (1:40) (4)	28-24	*ND is ranked higher: 34-6-1			
*1930	W	SMU (4:00)	20-14	*1991	W	(7) Indiana	49-27	*Opponent is ranked higher: 8-4			
1931	W	Indiana	25-0	1992	W	(3) Northwestern (Soldier Field)	42-7	Vs. In-state Opponents: 22-1-1			
*1932	W	Haskell	73-0	*1993	W	(7) Northwestern	27-12	* post 1936 when the AP instituted national rankings			
*1933	T	Kansas	0-0	1994	W	(3) Northwestern (NT) (Soldier Field)	42-15				
*1934	L	Texas	6-7	*1995	L	(9) Northwestern	15-17				
*1935	W	Kansas	28-7	1996	W	(6) Vanderbilt (NT)	14-7				
*1936	W	Carnegie Tech	21-7	*1997	W	(11) Georgia Tech (2:37)	17-13				
*1937	W	Drake	21-0	*1998	W	(22) Michigan (5)	36-20				
*1938	W	Kansas	52-0	*1999	W	(18) Kansas	48-13				
*1939	W	Purdue	3-0	*2000	W	Texas A&M (23)	24-10				
*1940	W	College of Pacific	25-7	2001	L	(23) Nebraska (5) (NT)	10-27				
*1941	W	Arizona	38-7	2002	W	Maryland (21) (NT) (Giants Stadium)	22-0				
1942	T	Wisconsin	7-7	*2003	W	Washington State	29-26 (1 OT)				
1943	W	Pittsburgh	41-0	2004	L	at BYU (NT)	17-20				
1944	W	Pittsburgh	58-0	2005	W	at Pittsburgh (23) (NT)	42-21				
*1945	W	Illinois	7-0	2006	W	(2) at Georgia Tech (NT)	14-10				
1946	W	Illinois	26-6	*2007	L	Georgia Tech	3-33				
1947	W	Pittsburgh	40-6	*2008	W	San Diego State	21-13				
*1948	W	Purdue	28-27	*2009	W	(23) Nevada	35-0				
*1949	W	Indiana	49-6	*2010	W	Purdue	23-12				

NOTRE DAME - TEXAS SERIES NOTES

- ▶ Notre Dame leads the all-time series with Texas, 9-2, dating back to 1913. Only Notre Dame, Vanderbilt (8-3-1) and Kansas State (9-7) have faced Texas at least 10 times and own a winning record against the Longhorns.
- ▶ The Irish have won each of the last five meetings.
- ▶ Notre Dame is 4-0 all-time in Austin, claiming victories in '13, 1915, 1952 and 1996.
- ▶ The teams last met in Austin on Sept. 21, 1996, with the Irish claiming a 27-24 victory in Austin on **Jim Sanson's** 39-yard field goal as time expired.
- ▶ Notre Dame holds a 3-1 edge in games played at Notre Dame Stadium, most recently picking up a 38-3 win on Sept. 5, 2015.
- ▶ On three occasions, the teams met in the Cotton Bowl with national championship ramifications. The Longhorns secured their 1969 national title by beating the Irish, 21-17, in the 1970 Cotton Bowl, Notre Dame's first bowl game since the 1925 Rose Bowl. A year later, the Irish upset No. 1 Texas, 24-11, to stop a 30-game Longhorn winning streak and deny Texas back-to-back consensus national titles. The 1978 Cotton Bowl saw Notre Dame roll to a 38-10 victory over Texas and secure a consensus national championship.
- ▶ Notre Dame has been ranked in the Associated Press Top 25 against Texas for each of the nine meetings since the poll began in 1936. The Longhorns enter the Notre Dame game unranked for the second time in AP Poll history with the other coming in last year's meeting.
- ▶ Oddly, the higher-ranked team is just 3-5 in this series. Prior to last season, the higher-ranked team had not won since Texas claimed the 1970 Cotton Bowl.

IRISH, LONGHORNS RANK AMONG NCAA'S TOP ALL-TIME PROGRAMS

- ▶ College football royalty will be on display Sunday when the Irish travel to face Texas.
- ▶ Notre Dame boasts 11 consensus national championships and have claimed a share of 11 more. Texas has four consensus national championships and could claim 11 others. Thus, Notre Dame and Texas have combined for 15 consensus national championships and own a share of 37 national titles.
- ▶ Notre Dame is the winningest program in major college football history by winning percentage at .7322. Texas ranks seventh at .7090.
- ▶ By total wins, Notre Dame ranks second nationally (892) while Texas stands third at 886.
- ▶ Notre Dame and Texas have combined to produce nine Heisman Trophy winners (seven by Notre Dame and two by Texas) and 152 consensus All-Americans (99 for Notre Dame and 53 for Texas).

NOTRE DAME - TEXAS CONNECTIONS

- ▶ The Irish boast five student-athletes from the state of Texas although none hail from Austin.
- ▶ Texas does not have any student-athletes from Michiana.
- ▶ Texas quarterback **Trey Holtz** is the son of former Notre Dame wide receiver and assistant coach **Skip Holtz**, now the head coach at Louisiana Tech, and the grandson of former Notre Dame head coach **Lou Holtz**.
- ▶ Texas head coach **Charlie Strong** served as Notre Dame's defensive line coach from 1995-98, working under Holtz for the first two years and **Bob Davie** for the second two years. Current Irish running backs coach **Autry Denson** played for the Irish each of those four years.
- ▶ While's Notre Dame's history is ripe with stars who are native Texans, 1987 Heisman Trophy winner **Tim Brown** (Dallas/Woodrow Wilson H.S.) heads the list. Brown was enshrined into the Pro Football Hall of Fame in 2015 after a prosperous National Football League career spent primarily with the Los Angeles/Oakland Raiders.
- ▶ A number of players from Notre Dame and Texas either attended the same high school or hail from the same hometown.

Notre Dame	Hometown/High School	Texas
Durham Smythe, TE	Belton High School and Belton, Texas	Zach Shackelford, OL
Jeff Riney, K/P	Katy High School and Katy, Texas	Kyle Porter, RB
Buster Sheridan, WR	Mount Carmel High School and Chicago, Illinois	David Gonzalez, DE
Devin Butler, DB	Washington, District of Columbia	Kai Locksley, QB
Ashton White, DB		

TEXAS TWO-STEP

- ▶ Notre Dame will play twice in the state of Texas this season as the Irish will also travel to San Antonio on Nov. 12 to face Army at the Alamodome in the annual Shamrock Series game.
- ▶ The 2016 season marks just the second time the Irish have played in Texas twice in the same year. The 1915 squad defeated Texas, 36-7, on Nov. 25 (Thanksgiving Day) in Austin and then beat Rice, 55-2, on Nov. 27 in Houston.

OPENING ON THE ROAD

- ▶ Notre Dame is opening its season with a true road game for the first time since 2006 when the Irish commenced their season with a 14-10 win at Georgia Tech on Sept. 2. That capped a run of three straight road season-openers for the Irish that also included a 2005 win at Pittsburgh (42-21 on Sept. 3) and a 2004 loss at BYU (17-20 on Sept. 4) - Notre Dame's last loss in a season-opener played on the road.
- ▶ The Irish opened their 2012 season away from Notre Dame Stadium but did so at the neutral site of Aviva Stadium in Dublin, Ireland, downing Navy, 50-10.
- ▶ Notre Dame will open the next two seasons at home (Sept. 2, 2017, vs. Temple and Sept. 1, 2018, vs. Michigan) before returning to the road to inaugurate the 2019 season on Sept. 2, Labor Day night, at Louisville.

National Rankings

ASSOCIATED PRESS (Preseason)

Rk	School	Record	Pts
1.	Alabama (33)	0-0	1469
2.	Clemson (16)	0-0	1443
3.	Oklahoma (4)	0-0	1352
4.	Florida State (5)	0-0	1325
5.	LSU (1)	0-0	1269
6.	Ohio State (1)	0-0	1224
7.	Michigan (1)	0-0	1147
8.	Stanford	0-0	1029
9.	Tennessee	0-0	1021
10.	NOTRE DAME	0-0	1006
11.	Ole Miss	0-0	718
12.	Michigan State	0-0	710
13.	TCU	0-0	707
14.	Washington	0-0	651
15.	Houston	0-0	644
16.	UCLA	0-0	496
17.	Iowa	0-0	484
18.	Georgia	0-0	448
19.	Louisville	0-0	447
20.	USC	0-0	344
21.	Oklahoma State	0-0	316
22.	North Carolina	0-0	283
23.	Baylor	0-0	280
24.	Oregon	0-0	218
25.	Florida	0-0	180

Others Receiving Votes

Miami 159, Texas A&M 81, Utah 74, Washington State 68, Boise State 49, San Diego State 46, Wisconsin 42, Auburn 22, Pittsburgh 15, Arkansas 14, **Texas 12**, Nebraska 11, **Navy 8**, Northwestern 5, Western Kentucky 4, South Florida 2, Toledo 2.

AMWAY COACHES (Preseason)

Rk	School	Record	Pts
1.	Alabama (55)	0-0	1585
2.	Clemson (7)	0-0	1524
3.	Oklahoma	0-0	1398
4.	Florida State (1)	0-0	1351
5.	Ohio State	0-0	1321
6.	LSU	0-0	1241
7.	Stanford	0-0	1149
8.	Michigan	0-0	1062
9.	NOTRE DAME	0-0	1034
10.	Tennessee (1)	0-0	960
11.	Michigan State	0-0	901
12.	Ole Miss	0-0	792
13.	Houston	0-0	668
14.	TCU	0-0	649
15.	Iowa	0-0	579
16.	Georgia	0-0	525
17.	USC	0-0	468
18.	Washington	0-0	454
19.	Oklahoma State	0-0	426
20.	North Carolina	0-0	422
21.	Baylor	0-0	383
22.	Oregon	0-0	361
23.	Louisville	0-0	331
24.	UCLA	0-0	296
25.	Florida	0-0	245

Others Receiving Votes

Miami 120, Wisconsin 82, Utah 73, Boise State 73, Washington State 47, Texas A&M 37, **Texas 34**, Arkansas 34, Northwestern 31, **Navy 30**, Mississippi State 19, San Diego State 18, Nebraska 17, Auburn 17, Western Kentucky 11, Pittsburgh 8, BYU 6, Appalachian State 4, **Duke 3**, South Florida 2, Arizona 2, Marshall 2, Toledo 2, Northern Illinois 1, Memphis 1, Indiana 1.

2016 opponents in **bold**

Top Performances In Season Openers

INDIVIDUAL

Total Offense

341 by Tommy Rees vs. Temple (8.31.2013)

Rushing Yards

176 by Angelo Dabiero, 1 TD, vs. Oklahoma (9.30.1961)

Touchdown Rushes

3 by Rashon Powers-Neal vs. Pittsburgh (9.3.2005)

3 by Everett Golson vs. Rice (8.30.2014)

Passing Yards

346 by Tommy Rees vs. Temple (8.31.2013)

Pass Attempts

47 by Brady Quinn vs. BYU (9.4.2004)

Pass Completions

26 by Brady Quinn vs. BYU (9.4.2004)

Touchdown Passes

4 by Ron Powlus vs. Northwestern (9.3.1994)

4 by Jimmy Clausen vs. Nevada (9.5.2009)

Receptions

13 by Jim Seymour vs. Purdue (9.24.1966)

*Receiving Yards

276 by Jim Seymour vs. Purdue (9.24.1966)

Touchdown Receptions

3 by Jim Seymour vs. Purdue (9.24.1966)

3 by Michael Floyd vs. Nevada (9.5.2009)

*All Purpose Yards

361 by Willie Maher vs. Kalamazoo (9.29.1923)

Points Kicking

17 by Nicholas Setta vs. Washington State (9.6.2003)

*Field Goals

5 by Nicholas Setta vs. Maryland (8.31.2002)

5 by Nicholas Setta vs. Washington State (9.6.2003)

Kickoff Return Yards

253 by Paul Castner vs. Kalamazoo (9.30.1922)

Punt Return Yards

225 by Vince McNally vs. Beloit (10.2.1926)

Interceptions

3 by Shane Walton vs. Maryland (8.31.2002)

Tackles

18 by Courtney Watson vs. Nebraska (9.8.2001)

TEAM

Points Scored

116 (W 116-7); 1912 vs. St. Viator

Points Scored (quarter)

35 (W 56-0); 1921 (first) vs. Kalamazoo

Points Scored (half)

64 (W 116-7); 1912 (second) vs. St. Viator

Points Allowed

33 (L 3-33); 2007 vs. Georgia Tech

Points Allowed (quarter)

17 (L 10-27); 2001 (first) vs. Nebraska

Points Allowed (half)

27 (L 10-27); 2001 (first) vs. Nebraska

NOTRE DAME VS. THE BIG 12 CONFERENCE

► Notre Dame has played 35 games against teams that currently comprise the Big 12 Conference, with an .843 winning percentage in those games (29-5-1). The Irish played 30 games against Nebraska (16), Colorado (five), Texas A&M (five) and Missouri (four) prior to their moves to the Big Ten, Pac-12 and SEC, respectively.

► Notre Dame's .843 winning percentage against Big 12 foes is the highest for the Irish against any "Power 5" conference.

► Notre Dame leads every series it has played against Big 12 teams.

► No current member of the Big 12 has defeated the Irish more than twice.

► The Irish had won their last nine games versus current Big 12 teams (Texas in '95 and '96, West Virginia in '97, Baylor in '98, Kansas and Oklahoma in '99 and '12, West Virginia in '00 and '01) until a 35-21 loss to Oklahoma on Sept. 28, 2013, at Notre Dame Stadium.

► Most of Notre Dame's all-time games versus the current Big 12 teams have been against two teams: Texas (11 meetings) and Oklahoma (11 meetings).

► Notre Dame has never played Iowa State, Kansas State, Oklahoma State or Texas Tech - representing four of the nine "Power 5" schools which the Irish have never faced. The Irish have also never faced Arkansas, Auburn, Kentucky, Mississippi State or Virginia Tech on the gridiron.

Notre Dame vs. Big 12 Conference

	Home				Away				Neutral				Overall			
	Won	Lost	Tied	Pct.	Won	Lost	Tied	Pct.	Won	Lost	Tied	Pct.	Won	Lost	Tied	Pct.
Baylor	2	0	0	1.000	0	0	0	.000	0	0	0	.000	2	0	0	1.000
Iowa State	0	0	0	.000	0	0	0	.000	0	0	0	.000	0	0	0	.000
Kansas	3	0	1	.750	1	1	0	.500	0	0	0	.000	4	1	1	.750
Kansas State	0	0	0	.000	0	0	0	.000	0	0	0	.000	0	0	0	.000
Oklahoma	4	2	0	.667	5	0	0	1.000	0	0	0	.000	9	2	0	.818
Oklahoma State	0	0	0	.000	0	0	0	.000	0	0	0	.000	0	0	0	.000
Texas	3	1	0	.750	4	0	0	1.000	2	1	0	.667	9	2	0	.818
TCU	1	0	0	1.000	0	0	0	.000	0	0	0	.000	1	0	0	1.000
Texas Tech	0	0	0	.000	0	0	0	.000	0	0	0	.000	0	0	0	.000
West Virginia	2	0	0	1.000	1	0	0	1.000	1	0	0	1.000	4	0	0	1.000
TOTALS	15	3	1	.816	11	1	0	.917	3	1	0	.750	29	5	1	.843

ON THIS DATE

► Notre Dame is 2-2 all-time on Sept. 4 with the home team winning each of those four games.

► The team's all-time Sept. 4 results follow:

Year	Site	ND Coach	W/L/T	Score	ND Rank	Opponent	Opp. Coach	Opp. Rank
1993	Home	Lou Holtz	W	27-12	7	Northwestern	Gary Barnett	NR
1999	Away	Bob Davie	L	22-26	16	Michigan	Lloyd Carr	7
2004	Away	Tyrone Willingham	L	17-20	NR	BYU	Gary Crowton	NR
2010	Home	Brian Kelly	W	23-12	NR	Purdue	Danny Hope	NR

IRISH IN THE TOP 10

► Notre Dame is ranked No. 10 in the Associated Press poll.

► The Irish are playing their 423rd game while ranked in the AP top 10, compiling a record of 321-88-13 (.776) to date.

► Notre Dame is 19-6 under head coach **Brian Kelly** when ranked in the AP top 10 with each of the six losses coming against teams ranked No. 12 or better. The Irish were ranked in the top 10 for 10 of last year's 13 games, including each of the final six contests.

► Notre Dame is 19-6-1 (.750) all-time when ranked No. 10. The last time Notre Dame took the field at No. 10 was on Oct. 21, 2006, with the Irish collecting a 20-17 win over UCLA at Notre Dame Stadium.

NOTRE DAME IN SEPTEMBER

► Notre Dame is 141-58-4 (.704) all-time during the month of September.

► The Irish are 75-24-1 (.755) in September games at Notre Dame Stadium.

► Notre Dame is 86-24-2 (.777) in September games at home.

► The Irish are 66-34-3 (.655) in September games away from Notre Dame Stadium.

► Notre Dame is 49-32-2 (.602) in September in an opponent's home facility.

► The Irish are 17-2-1 (.875) in September neutral site games.

► Notre Dame is 16-7-0 (.696) in September under head coach **Brian Kelly** and has won 15 of its last 17 September games.

KELLY SHINES AT NIGHT

► Notre Dame has not played more night games - or won more night games - than under **Brian Kelly**.

► The Irish have played under the lights 35 times under Kelly, topping the 26 night games played under **Lou Holtz** for the most under any Irish head coach. Kelly's 23 wins at night exceeds Holtz's 20 for the school high as well.

► Notre Dame went 4-2 last year at night with home wins over Texas (Sept. 5), USC (Oct. 17), Temple (Oct. 31) and Boston College (Nov. 21) along with losses at Clemson (Oct. 3) and at Stanford (Nov. 28).

► The Irish are not strangers to playing at night on the road in particular. Of the team's 35 regular-season games at road or neutral sites under Kelly, 27 of the games have been contested at night for the benefit of television.

IRISH AT TOP OF WINNING PERCENTAGE LIST

- ▶ Notre Dame ranks as the winningest team in college football history based on its .7322 winning percentage over 127 seasons of football and an 892-313-42 record during that period. Michigan (925 wins) is the only team with more overall wins than Notre Dame.
- ▶ Here's the NCAA top 10 teams in terms of winning percentage and total victories heading into the 2016 season:

Team	Years	W	L	T	Pct.
1. Notre Dame	127	892	313	42	.7322
2. Michigan	136	925	331	36	.7299
3. Boise State (1996)	48	417	159	2	.7232
4. Ohio State@	126	875	320	53	.7224
5. Oklahoma	121	861	319	53	.7198
6. Alabama#	121	864	326	43	.7182
7. Texas	123	886	354	33	.7090
8. USC#	123	813	333	54	.7000
9. Nebraska	126	880	368	41	.6988
10. Penn State	129	856	382	42	.6852

Indicates record adjusted by action of the NCAA Committee on Infractions.

@ Indicates record adjusted by action of institution.

Team	Wins
1. Michigan	925
2. Notre Dame	892
3. Texas	886
4. Nebraska	880
5. Ohio State@	875
6. Alabama#	864
7. Oklahoma	861
8. Penn State	856
9. Tennessee	820
10. USC#	813

Indicates record adjusted by action of the NCAA Committee on Infractions.

@ Indicates record adjusted by action of institution.

GRADUATE STUDENTS AIM FOR THIRD 10-WIN SEASON

- ▶ After winning 12 games in 2012 and 10 in 2015, all under head coach **Brian Kelly**, Notre Dame is aiming for its third 10-win season in a five-year span.
- ▶ Kelly is looking to become just the third Irish head coach to claim a trio of 10-win seasons in a five-year span, joining **Ara Parseghian** (1970, 1973 and 1974) and **Lou Holtz** (1988, 1989, 1991, 1992 and 1993).
- ▶ Kelly, **Knute Rockne**, Parseghian and Holtz are the only Notre Dame coaches to lead the Irish to at least 10 wins in a season on multiple occasions.
- ▶ Four players remain on the Irish roster from the 2012 team that won 12 games and played for the national championship: RB **Josh Anderson**, LS **Scott Daly**, OL **Mark Harrell** and DL **Jarron Jones**.

IRISH ON A PRETTY GOOD RUN

- ▶ Notre Dame boasts a 39-13 record in its 52 outings since the start of the 2012 season. There are only 13 Football Bowl Subdivision teams which can beat that lofty 39-win mark during the past three years and only 13 that eclipse Notre Dame's .750 winning percentage since 2012.
- ▶ Since opening the 2011 season with an 0-2 record, Notre Dame has won 47 of its last 63 games—good for a .746 winning percentage. The Irish hold the 14th-best winning percentage in the nation since Sept. 17, 2011.
- ▶ The Irish are one of 10 teams in the nation with at least eight wins in each of the last six seasons (2010-15), joining Alabama, Boise State, Florida State, LSU, Northern Illinois, Oklahoma, Oregon, Stanford and Wisconsin.
- ▶ Notre Dame's run of winning eight games in each of the past six seasons (2010-15) is its best clip since winning at least eight games for seven straight years from 1987-93.

IRISH COMBINE ATHLETIC AND ACADEMIC SUCCESS

- ▶ Of the schools ranked in the current Associated Press top 10, Notre Dame has the second-best graduation success rate.

AP Rank	School	GSR
8	Stanford	99
10	Notre Dame	93
1	Alabama	86
2	Clemson	84
6	Ohio State	81
4	Florida State	73
7	Michigan	72
5	LSU	70
3	Oklahoma	65
9	Tennessee	60

Notre Dame's Record When...

	Kelly Career	Kelly at ND	2015
At Home	122-29-1	29-8	6-0
On The Road	89-45-1	14-11	3-2
Neutral Site Games	15-6	12-4	1-1
In Overtime	6-4	2-2	0-0
Coming off a loss	47-25	13-9	1-1
Coming off a win	165-44-1	41-14	9-2
Coming off an open date	19-2	8-1	1-0
Vs. AP top 25	21-16	11-12	2-3
Both teams are AP-ranked	11-12	7-10	2-3
Neither team is ranked	48-24	16-8	0-0
Ranked higher	55-11	33-8	10-2
Opponent is ranked higher	8-11	5-7	0-1
Vs. In-state Opponents	75-22-2	5-0	0-0
In August	5-2	2-0	0-0
In September	68-30	16-7	4-0
In October	78-22-2	18-5	3-1
In November	64-21	16-8	3-1
In December	11-2	3-1	0-0
In January	0-3	0-2	0-1
On Television	85-30*	55-23	10-3
On NBC	34-8	34-8	6-0
On NBCSN	1-0	1-0	1-0
On ABC	14-6	12-6	3-1
On ESPN	11-7	3-5	0-1
On ESPN2	8-2	1-0	0-0
On CBS	3-1	3-1	0-0
On FOX	0-3	0-3	0-1
CBS College Sports	1-0	1-0	0-0
Afternoon Games	150-56-2	32-12	6-2
Night Games	76-24	23-11	4-1
Decided By 3 or Less	42-17-2	9-6	1-2
Decided By 7 or Less	75-33-2	20-10	2-0
Scoring First	154-29	40-11	8-0
Opponent Scores First	70-51-2	15-12	2-3
Leading At Halftime	177-16	44-6	8-0
Tied At Halftime	15-3	4-1	1-0
Trailing At Halftime	32-61-2	7-16	1-3
Leading After 3 Qtrs.	188-13	43-5	9-1
Tied After 3 Qtrs.	12-4-1	4-3	0-0
Trailing After 3 Qtrs.	23-64-1	8-15	1-2
Scoring 40+ Points	82-2	14-1	4-0
Scoring 30-39 Points	62-9	16-5	3-1
Scoring 20-29 Points	59-32-1	17-10	2-2
Scoring 0-19 Points	23-37-1	8-7	1-0
Allowing 40+ Points	7-20	1-6	0-1
Allowing 30-39 Points	16-31	5-10	2-1
Allowing 20-29 Points	58-24-1	10-7	5-1
Allowing 0-19 Points	144-6-1	38-1	3-0
Outrushing Opponent	177-27-1	40-6	6-1
Getting Outrushed	45-51-1	14-17	3-2
Passing For More Yds	150-52-1	37-19	6-2
Passing For Fewer Yds	75-27-1	18-4	4-1
Outgaining Opponent	189-26-1	44-9	8-2
Getting Outgained	35-51-1	11-14	2-1
Winning Time of Poss.	122-27	33-5	6-1
Losing Time of Poss.	102-51-2	22-18	4-2
Scoring a Def./ST TD	68-9	9-5	3-1
Allowing a Def./ST TD	20-26	6-7	1-0
Fewer Penalty Yards	67-39-1	29-14	7-2
More Penalty Yards	150-38-1	25-8	3-1
Winning Turnover Battle	132-12	29-1	4-0
Losing Turnover Battle	57-47-1	16-19	4-3
Individual 100-yard rusher	102-24-1	19-7	8-1
Individual 100-yard receiver	88-30	18-13	6-3
Individual 200-yard passer	152-41-1	38-16	8-3
Opponent 100-yard rusher	43-41-1	11-13	3-2
Opponent 100-yard receiver	64-35	8-10	2-1
Opponent 200-yard passer	86-42-1	19-18	5-2

* excludes regular season games from GVSU era (unknown TV games).
Some records fail to include two contests; Nov. 16, 1991 vs. Valparaiso and Oct. 26, 1996 vs. Saginaw Valley State (detailed stats unavailable)

HOME IS WHERE THE HEART IS

- ▶ The offseason addition of **Jeff Burris** to the Notre Dame football staff as a senior defensive analyst only adds to the bevy of Irish legends currently helping the 2016 team. Burris, a consensus All-American and team captain in 1993, first round NFL Draft pick by the Buffalo Bills and 10-year NFL veteran, spent the past three seasons as the assistant defensive backs coach for the Miami Dolphins.
- ▶ In 2015, three former Irish stars were added to head coach **Brian Kelly's** staff.
- ▶ Arguably the best defensive back Notre Dame has produced, defensive backs coach **Todd Lyght** was a two-time consensus All-American and a starter on the 1988 national championship team. The fifth overall pick in the 1991 NFL Draft by the St. Louis Rams, Lyght played in the league for 12 years. He earned All-Pro accolades and won a Super Bowl ring with the Rams in Super Bowl XXXIV.
- ▶ Running backs coach **Autry Denson** was a three-year starter and two-time team Most Valuable Player, Denson starred for Notre Dame from 1995-98. He is the all-time leading rusher in school history with his 4,318 yards.
- ▶ Former Irish quarterback **Ron Powlus** rejoined the Irish last year as the program's director of player development. Powlus is charged with helping the intellectual, social and spiritual development of the team's student-athletes. He is the program's primary point of contact with the student welfare and development and academic services for student-athletes in addition to holding a role coordinating community service projects.

GREAT FOR TELEVISION

- ▶ Notre Dame has appeared on national or regional television in 289 consecutive games entering the 2016 season.
- ▶ The Irish have made 406 appearances on network television -- more than any other school.

FOUR CAPTAINS NAMED FOR 2015 SEASON

- ▶ On August 24, Notre Dame head coach **Brian Kelly** announced four captains for the 2016 team, senior wide receiver **Torii Hunter Jr.**, senior left tackle **Mike McGlinchey**, senior linebacker **James Onwualu**, and senior defensive lineman **Isaac Rochell**.
- ▶ Reflecting the national nature of Notre Dame's recruiting base, all four are from different states as Hunter hails from Texas, McGlinchey from Pennsylvania, Onwualu from Minnesota and Rochell from Georgia. The last time Notre Dame had at least four captains, all from different states came in 2009 with **Jimmy Clausen** (California), **Eric Olsen** (New York), **Kyle McCarthy** (Ohio) and **Scott Smith** (Illinois).
- ▶ It marks the first time since 2011 that a member of the Martin family has not served as a team captain. **Zack Martin**, now an All-Pro guard for the Dallas Cowboys served as a captain in 2012 and 2013 while his brother **Nick Martin**, now a center for the Houston Texans, served as a captain in 2014 and 2015. The Martins become the first pair of brothers to serve as team captains for the Notre Dame football team over multiple seasons, and are only the second brother combination in program history to be named captain along with **Bob Golic** (1978) and **Mike Golic Sr.** (1984).

HARRY'S HEROES: OFFENSIVE LINE WILL BE STURDY AGAIN

- ▶ Under the mindful eye of coach **Harry Heistand**, the Notre Dame offensive line has seen four players selected in the first three rounds of the NFL draft over the past three years, including first rounders **Ronnie Stanley**, who went to Baltimore with the sixth overall pick in 2016, and **Zack Martin**, the 16th overall pick by the Dallas Cowboys in 2014.
- ▶ The unit aims to follow the lead of a 2015 unit which opened holes, protected passers and allowed the Irish to average 200 yards rushing and 200 yards passing per game. The Irish had not accomplished this feat since 1977.
- ▶ Senior and team captain **Mike McGlinchey** will flip over from starting right tackle to replace Stanley at left tackle. McGlinchey started all 13 games in 2015 and will serve as a leader for this unit both on and off of the field. Senior **Hunter Bivin** brings 17 games worth of Notre Dame experience into the backup post behind McGlinchey.
- ▶ The stout **Quenton Nelson** earned a spot on Sports Illustrated's preseason All-American team and is poised to start at left guard. The junior started 11 of the 12 games he played in last fall, ably filling the space between first-round pick Stanley at left tackle and second-round pick **Nick Martin** at center. Sophomore **Trevor Ruhland** is listed as Nelson's backup heading into the 2016 season opener.
- ▶ Junior **Sam Mustipher** has earned the starting nod at center. Texas will be his first career start after appearing in nine games last fall as a reserve and on special teams.
- ▶ The right guard position saw senior **Colin McGovern** edge our a tough challenge from sophomore **Tristen Hoge** during fall camp. McGovern will make the first start of his career at Texas after playing in 10 games previously off of the bench. The nephew of former NFL running back Merrill Hoge, Tristen is also an option to see time as a backup center where he is competing with graduate student **Mark Harrell** for the role.
- ▶ Junior **Alex Bars** aims to continue to tradition of strong right tackles for the Irish, a starting role held by McGlinchey in 2015 and Stanley in both 2013 and 2014. Bars started two games at left guard last fall (wins over Navy and USC) in place of an injured Nelson before an ankle injury of his own against the Trojans prematurely ended Bars' season. Freshman **Tommy Kraemer** is slated to backup Bars as the season commences.

TOUGH TO BEAT WHEN WINNING THE RUSHING BATTLE

- ▶ Since the start of the 2005 season, Notre Dame has won 59 of its past 65 games when recording more rushing yards than its opponent, including a 6-1 mark in 2015 (wins over Texas, Virginia, UMass, USC, Temple and Wake Forest with a loss at Stanford).
- ▶ Seventh-year head coach **Brian Kelly** has his own fairly remarkable run when his teams outrush their opponents. He is 177-27-1 in his career and 40-6 at Notre Dame when winning the rushing battle.
- ▶ The Irish were 5-2 in 2013 when outrushing their opponents a year after Notre Dame outrushed 10 of its 13 opponents in 2012 and went 9-1 in those games. The Irish were 5-1 in 2014 when outrushing their opponent.

Notre Dame Football By The Numbers

- .732** - Notre Dame's all-time winning percentage, the highest in college football history.
- 2** - Notre Dame is one of two teams, college or professional, to have all of its games broadcast on national radio and is the only team to have all of its home games televised nationally (NBC).
- 6** - College Football Hall of Fame coaches - Jesse Harper, Lou Holtz, Knute Rockne, Frank Leahy, Ara Parseghian and Dan Devine.
- 7** - Heisman Trophy winners: Angelo Bertelli (1943), Johnny Lujack (1947), Leon Hart (1949), John Lattner (1953), Paul Hornung (1956), John Huarte (1964) and Tim Brown (1987).
- 9** - Notre Dame claimed the 2015 national championship for graduating its student-athletes in all sports -- in the process posting the top NCAA Graduation Success Rate (GSR) figure (98) for its student-athletes for the ninth straight year.
- 11** - Consensus national championships - Since the Associated Press poll began in 1936, only Alabama (10) has more AP titles than Notre Dame's eight (1943-46-47-49-66-73-77-88). The Irish also earned consensus national titles in 1924, 1929 and 1930 prior to the AP rankings.
- 12** - Unbeaten and untied seasons.
- 12** - Representatives in the Pro Football Hall of Fame.
- 22** - Seasons in which the team has been voted the national champion by at least one selector.
- 32** - Unanimous first-team All-Americans -- more than any other school (not including 2015).
- 35** - Bowl games in which the Irish have taken part.
- 43** - Irish players that have captured NFL Super Bowl titles.
- 44** - College Football Hall of Fame players.
- 67** - Notre Dame players selected in the first round of the NFL Draft.
- 99** - Consensus All-Americans -- more than any other school (not including 2015).
- 99** - Percent graduation rate among football players who enter on scholarship and remain at least four years.
- 108** - Out of 127 seasons in which Notre Dame has finished with a winning record.
- 128** - Seasons of college football (including 2016).
- 190** - Selections on All-America first teams.
- 249** - Consecutive sellouts at Notre Dame Stadium.
- 289** - Consecutive games televised nationally or regionally.
- 406** - Appearances by the Irish on network television -- more than any other school.
- 492** - Irish players drafted into the National Football League.

2016 Notre Dame Honors/Awards

Josh Adams, So., RB

Doak Walker Award Watch List

Scott Daly, Gr., LS

Phil Steele Preseason Third Team All-American

Tarean Folston, Sr., RB

Doak Walker Award Watch List

Torii Hunter Jr., Sr., WR

Team Captain

Alizé Jones, So., TE

Mackey Award Watch List

Jarron Jones, Gr., DL

Outland Trophy Watch List

DeShone Kizer, Jr., QB

Maxwell Award Watch List
Walter Camp Award Watch List
Davey O'Brien Award Watch List

Mike McGlinchey, Sr., OL

Outland Trophy Watch List
USA Today Preseason Second Team All-American
CBS Sports Preseason Second Team All-American
Phil Steele Preseason Third Team All-American
Athlon Sports Preseason Fourth Team All-American
Team Captain

Quinton Nelson, Jr., OL

Sports Illustrated Preseason First Team All-American
USA Today Preseason Second Team All-American
Athlon Sports Preseason Third Team All-American

James Onwualu, Sr., LB

Team Captain

Isaac Rochell, Sr., DL

Bednarik Award Watch List
Nagurski Trophy Watch List
Team Captain

Drue Tranquill, Jr., S

Lott IMPACT Trophy Watch List

Justin Yoon, So., PK

Groza Award Watch List

Malik Zaire, Sr., QB

Maxwell Award Watch List

30 IS THE WAY TO CARRY THE DAY

- ▶ The number 30 has proven critical when predicting Notre Dame's overall success until recently.
- ▶ The Irish stand at 37-6 (.860) in its last 43 games when they have run the ball at least 30 times. Notre Dame had a run of 26 consecutive games where it did not lose a game in which it had at least 30 rushing attempts snapped on Oct. 18, 2014, at No. 2 Florida State. The Irish ran the ball effectively against the Seminoles, gaining 157 yards on 35 carries (4.5 average) but lost a game for the first time when carrying the ball at least 30 times since an 18-14 defeat vs. Florida State in the 2011 Champs Sports Bowl in Orlando.
- ▶ Conversely, Notre Dame has lost its last eight games when rushing the ball less than 30 times, dating back to a 59-33 win over Air Force on Oct. 8, 2011, when the Irish ran the ball 29 times for 266 yards.
- ▶ Notre Dame ran the ball at least 30 times in each of its 13 games in 2015.
- ▶ The Irish went 8-3 in 2014 when rushing the ball at least 30 times. Notre Dame carried the ball at least 30 times in each of its first 10 games along with its Music City Bowl win over No. 22 LSU.
- ▶ The Irish have run the ball at least 30 times in each of their last 14 games, extending back to a loss at USC on Nov. 29, 2014, in which the Irish had just 25 carries against the Trojans during a loss at the Los Angeles Memorial Coliseum.

DOUBLE CENTURY GROUND GAME

- ▶ Notre Dame is 38-4 since the start of the 2002 season when it gains 200 or more yards rushing.
- ▶ The Irish opened the 2015 season by rushing for 214 yards in its 38-3 win over Texas, 253 yards at Virginia on Sept. 12, 215 against No. 14 Georgia Tech on Sept. 19 and 457 against UMass on Sept. 26.
- ▶ Last year marked the first time that Notre Dame has opened a season with four consecutive 200-yard rushing efforts since 1989 when Notre Dame reeled off 11 in a row to begin the campaign before being held to 142 yards at Miami (Fla.) on Nov. 25.
- ▶ Notre Dame rushed for 1,139 yards over its first four games of the 2015 season. It marked the most rushing yards for an Irish squad through four games since 1992 (1,264 yards).
- ▶ The Irish ran for at least 200 yards six times in 2015, posting a 5-1 record in those contests. The lone loss came at No. 9 Stanford (Nov. 28) when the Irish ran for 299 yards but lost, 38-36. The 299 rushing yards are the most surrendered by Stanford on its home field since Washington ran for 388 on Nov. 3, 2007.
- ▶ Notre Dame capped its 2014 season in style with 263 rushing yards in a Music City Bowl win over No. 22 LSU. Only Auburn and Mississippi State (both 268) ran for more yards against the Tigers last year.
- ▶ Combining that Music City Bowl sum and the first four games of 2015, it marks the first time the Irish have run for at least 200 yards in five consecutive games at any point in a season since ending the 2000 season with six straight 200-yard rushing efforts.

IRISH HANG ONTO THE FOOTBALL

- ▶ Notre Dame's running backs have established an impressive resume for holding onto the football since the arrival of head coach **Brian Kelly**. In 2015, **C.J. Prosise** (156 carries), **Josh Adams** (117), **Dexter Williams** (21), **Tarean Folston** (3) and **Josh Anderson** (2) carried the ball 299 times while losing just three fumbles, one coming amidst the rains of Hurricane Joaquin at No. 12 Clemson on Oct. 3 and the other two against the nation's top-ranked defense in Boston College on Nov. 21.
- ▶ Notre Dame running backs have lost 15 fumbles over 2,058 carries since 2010, an average of just one lost fumble for every 137.2 carries, or one every 5.2 games.
- ▶ The Irish trio of **Cam McDaniel**, Folston and **Greg Bryant** toted the rock 316 times in 2014 and only lost a fumble twice.
- ▶ Here is a look at the success Irish running backs have had in terms of ball security since the arrival of head coach **Brian Kelly**:

Year	Carries by RBs	Fumbles Lost
2010	325	2
2011	357	3
2012	378	3
2013	383	2
2014	316	2
2015	299	3
Total	2,058	15

AMPLE DEPTH AT RUNNING BACK

- ▶ As anticipated, one of the better positional battles of preseason camp came from the running back corps where the starter for Texas has yet to be named.
- ▶ **Tarean Folston** started 10 games in 2014 and took the first snap of 2015 but would be lost for the season due to a knee injury after just three carries. Back at full-speed, Folston is ready to expand upon the form that saw him rush for 889 yards in 2014, gaining 5.1 yards per carry. He produced a quartet of 100-yard rushing efforts as a sophomore, including a 120 yards at Florida State and a career-high 149 yards against Navy.
- ▶ Sophomore **Josh Adams** stepped up after Folston's injury and set a Notre Dame freshman record by running for 835 yards in 2015. Averaging 7.1 yards per carry, Adams produced three of the top five single-game freshmen rushing performances in Irish lore, capped by his school freshman record 168 yards at Stanford. He eclipsed the 100-yard plateau in three of Notre Dame's final five games of the 2015 campaign.
- ▶ Sophomore **Dexter Williams** served as a dependable option last fall and will push his teammates again this year. Williams worked his way into seven contests and scored his first career TD in the win over UMass.
- ▶ Freshman **Tony Jones Jr.** put forth a solid preseason camp in a loaded position group while graduate student **Josh Anderson**, a former walk-on, adds a measure of experience to the backfield.

WIDE OPEN WIDE RECEIVER POSITION

- ▶ Notre Dame has a talented yet inexperienced group of wide receivers.
- ▶ Aside from senior **Torii Hunter Jr.** (28 catches for 363 yards and two TDs in 2015), the unit has combined for two career catches — an eight-yard grab by sophomore **Equanimeous St. Brown** (vs. UMass on Sept. 26) and a reception for zero yards by sophomore **C.J. Sanders** (vs. UMass on Sept. 26).
- ▶ Sanders, who missed most of spring practice with an injury, is the top option at slot receiver heading into the year. He showed his open-field running ability in 2015 as the team's top returner, bringing both a punt and kickoff to pay dirt. St. Brown stands as a projected starter on the outside. He showed promise on special teams last fall, blocking a punt in the win over USC that the Irish returned for a TD.
- ▶ Junior **Corey Holmes** and sophomore **Miles Boykin** impressively proved difficult to cover on the Irish scout team last fall and will assuredly factor into the wide receiver playing mix in 2016. Both are listed as top reserves on the pre-Texas depth chart.
- ▶ Early-enrolled freshman **Kevin Stepherson** and summer-enrolled freshmen **Chase Claypool** and **Javon McKinley** bring three of the country's most sought-after recruits into the wide receiver mix.

DURHAM ENDURES, LEADS TIGHT END CORPS

- ▶ Notre Dame has become "Tight End U" recently as each of the last six starting tight ends for the Irish have been NFL Draft picks, five of them being either first or second round NFL Draft picks, an esteemed roll that includes **Anthony Fasano** (2006 second round - Dallas), **John Carlson** (2008 second round - Seattle), **Kyle Rudolph** (2011 second round - Minnesota), **Tyler Eifert** (2013 first round - Cincinnati), **Troy Niklas** (2014 second round - Arizona) and **Ben Koyack** (2015 seventh round - Jacksonville).
- ▶ Head coach **Brian Kelly** will utilize a slew of options at this position in 2016. He will welcome back senior **Durham Smythe** at the top of the tight end rotation heading into the fall campaign.
- ▶ Smythe started the first two games of 2015 and proved to be a dependable blocker and pass catcher before suffering an injury in the waning seconds at Virginia. He returned to the starting lineup against Ohio State in the BattleFrog Fiesta Bowl.
- ▶ Junior **Nic Weishar** made a pair of starts (at Clemson and Stanford) in place of Smythe last fall, seeing action in 12 of 13 games overall. He caught three passes on the year and proved a capable blocker.
- ▶ Junior **Tyler Luatua** is another option at tight end, playing in 10 games with a trio of starts, including the Fiesta Bowl. Senior **Jacob Matuska**, a 270-pound converted defensive lineman, will also try his hand at tight end in 2016 after having a productive fall camp.

WEALTH OF EXPERIENCE AT QUARTERBACK

- ▶ Few teams can match the level of winning experience that the Irish possess at quarterback. Notre Dame has a pair of signal callers in junior **DeShone Kizer** and senior **Malik Zaire** who started games last year against "Power 5" competition and proved victorious in those matchups.
- ▶ Notre Dame is one of just five teams nationally that returns multiple starting quarterbacks who beat a "Power 5" team in 2015. Auburn (Jeremy Johnson and Sean White), Louisville (Kyle Bolin and Lamar Jackson), Miami, Fla. (Brad Kaaya and Malik Rosier) and Texas (Jerrod Heard and Tyrone Swoopes) are the other four schools.
- ▶ Notre Dame is in this enviable position for the first time since the 2011 season when both **Dayne Crist** and **Tommy Rees** returned after leading the Irish as a starter to victories over power conference schools in 2010.

KIZER A YEAR WISER

- ▶ When **Malik Zaire** was lost for the 2015 season following an injury in the second game, **DeShone Kizer** found himself as the proverbial "next man in" and under center on the road at Virginia with the Irish trailing in the final minute. Kizer led the team on an 80-yard game-winning drive capped by a 39-yard TD pass to **Will Fuller** with 12 seconds remaining in the game.
- ▶ That play at Virginia would culminate the first of three late fourth quarter go-ahead drives engineered by the poised first-year starter, all coming on the road. At No. 21 Temple on Oct. 31, Kizer drove the Irish 75 yards, capped by a 17-yard TD pass to Will Fuller with 2:09 remaining, to lift Notre Dame to a 24-20 win. At No. 13 Stanford on Nov. 28, Kizer capped an 88-yard march to pay dirt with a two-yard TD run that put the Irish on top, 36-35, with 30 seconds to play. Unfortunately, the Cardinal would get a 45-yard game-winning field goal as time expired to claim the win.
- ▶ Another road-game highlight for Kizer came at Pittsburgh on Nov. 7 as he completed 19 of 26 passes for 262 yards with five TDs against the Panthers. The five TD passes matched the school record for a road game, most recently tied when **Tommy Rees** threw for five at Air Force on Oct. 26, 2013. The record had been set by **Brady Quinn** at Michigan State in 2006 and also accomplished twice by **Jimmy Clausen** - against Hawaii in the 2008 Hawaii Bowl and at Stanford in 2009.
- ▶ In addition to the five TD passes, Kizer also ran for a TD at Pitt. The 36 points accounted for set a school record for a road game. It tied for second-best overall, trailing only the 37 points accounted for by **Art Smith** against Loyola-Chicago on Oct. 28, 1911. Smith accounted for seven TDs in an era where they were worth five points apiece and also added two extra points.
- ▶ Kizer produced against elite foes in 2015. In five starts against ranked teams, he posted a 140.14 passer rating, including a 60.5 completion percentage, 1,381 passing yards and seven TD passes. He also ran for five other TDs, part of a 10-rushing TD season which set a single-season school record for quarterbacks.

MALIK IS ON FLEEK

- ▶ In both cases where **Malik Zaire** started a game and not been victimized by injury, he has excelled against college football royalty.
- ▶ Zaire made his first career start and earned MVP honors in the 2014 Music City Bowl victory over LSU. He completed 80 percent of his passes while also running for 96 yards and a TD.
- ▶ Under center for the 2015 season opener against Texas, Zaire wrote his name into the Irish record book as he completed 19 of 22 passes for 313 yards and three TDs in a 38-3 win over the Longhorns. He became just the fifth Notre Dame player to throw for over 300 yards on Opening Day. Zaire's completion percentage of 86.4 ranks second in school history for any game and stands as the best mark since 1984.
- ▶ Zaire's season was cut short in week two at Virginia but not before he ran for 87 yards against the Cavaliers while throwing for 115 more and a TD.

Notre Dame Football Replay Affiliates

Regions/Markets	Station
New York (NY/NJ/PA/Conn)	SportsNet New York (SNY)
Chicago (IL/IN/IA/WI)	Comcast SportsNet Chicago
NC/PA/DC/MD/DE/VA/WV	CSN Mid-Atlantic
Houston/TX/LA/ARK/NM	ROOT Sports Southwest
New England	CSN New England
California (Bay Area)	CSN Bay Area
Philadelphia	CSN Philadelphia
Philadelphia/Harrisburg/Pittsburgh	The Comcast Network
Oregon	CSN Northwest
Colorado	Comcast Entertainment TV (CET)
LA/TX/GA/MS/VA/AR/FL	Cox Sports Television (NOLA)
Denver	KETD-TV 53.2 Digital OTA
Indianapolis	WHMB-TV 40
Las Vegas	KEEN-TV 17
New Orleans	WHNO-TV 20
Scranton/Wilkes-Barre	WQMY-TV MyTV
Tulsa	KWHB-TV 47
Wichita-Hutchinson	KGPT-TV 49 & KSMT-TV 41
Honolulu	KWHE-TV 14
Toledo	WMNT-TV My58
Toledo	Buckeye SportsNetwork
Rochester, NY	WRWB-TV 16/TW SpNet
Huntsville	WYAM-TV 51
Madison, WI	CW57 Sports
Colorado Springs-Pueblo	KWHS-TV 51
South Bend-Elkhart	CW25
Evansville-Jasper	WJTS-TV 27
Binghamton	WBPN-TV My 8 (LP)
St. Croix, USVI	WCVI-TV 23
Middle East (25 countries)	METV
United States (National)	Family Entertainment TV

31 affiliates (145,434,480 homes)

Inside Notre Dame Football Affiliates

Regions/Markets	Station
New York (NY/NJ/CT/PA)	SportsNet New York (SNY)
Chicago (IL/IN/IA/WI)	Comcast SportsNet Chicago
Florida	FOX Sports Sun
DC/DE/MD/NC/PA/VA/WV	CSN Mid-Atlantic
IL/IN/MO/NE/KS/IA	FOX Sports Midwest
New England	CSN New England
Houston/TX/LA/ARK/NM	ROOT Sports Southwest
California (Bay Area)	CSN Bay Area
Philadelphia	CSN Philadelphia
Phil./Harris./Pitt.	TCN Philadelphia
Mich/NWOhio/NIndiana	FOX Sports Detroit
Denver	KETD-TV 53.2 Digital OTA Broadcast
Cleveland & All Ohio	SportsTime Ohio (Indians)
Pittsburgh	Root Sports Pitt (PA,WV,NY,MD,OH)
LA/TX/AR/GA/MS/VA/FL	Cox Sports Television (New Orleans)
Oregon/Washington	CSN Northwest
Indianapolis	WHMB-TV 40
Las Vegas	KEEN-TV 17
Indy/Ft.Wayne/Lafayette	Xfinity Channel 81
New Orleans	WHNO-TV 20
Wilkes Barre-Scranton	WQMY-TV/My TV
Tulsa	KWHB-TV 47
Wichita-Hutchinson	KGPT-TV 49
Honolulu	KWHE-TV 14
Toledo	WMNT-TV My58
Rochester, NY	WRWB-TV 16/Time Warner SportsNet
Huntsville	WYAM-TV 51
Madison, WI	CW57 Sports
Colorado Springs-Pueblo	KWHS-TV 51
South Bend-Elkhart	WNDU-TV 16
Evansville-Jasper	WJTS-TV 27
Binghamton	WBPN-TV My8 (LP)
Clarksburg/Mannington, WV	TKML Broadcasting
St. Croix, USVI	WCVI-TV 23
Middle East (25 countries)	METV
United States (National)	Family Entertainment TV
Worldwide	On Demand from Xfinity
Worldwide	UND.com

38 affiliates (163,533,030 homes)

Fighting Irish In The NFL (Updated Aug. 27)

AFC	NFC
Baltimore Ravens DE Kapron-Lewis Moore OT Ronnie Stanley	Arizona Cardinals WR Amir Carlisle S Matthias Farley WR Michael Floyd TE Troy Niklas
Buffalo Bills S Robert Blanton	Carolina Panthers LS J. J. Jansen
Cincinnati Bengals TE Tyler Eifert	Chicago Bears LB Jarrett Grace
Houston Texans WR Will Fuller OG Nick Martin	Dallas Cowboys WR Chris Brown OG Zack Martin LB Jaylon Smith
Jacksonville Jaguars DT Sheldon Day TE Ben Koyack	Detroit Lions WR TJ Jones RB Theo Riddick WR Golden Tate CB Darrin Walls
Kansas City Chiefs DB KeiVarae Russell	Minnesota Vikings TE Kyle Rudolph S Harrison Smith C John Sullivan
Miami Dolphins OT Sam Young	New York Giants CB Bennett Jackson DT Louis Nix III DE Romeo Okwara DE Ishaq Williams
Oakland Raiders RB George Atkinson III	San Francisco 49ers NT Ian Williams
Pittsburgh Steelers OT Ryan Harris DE Stephon Tuitt	Seattle Seahawks RB C.J. Prosise
San Diego Chargers ILB Manti Te'o OG Chris Watt	Washington Redskins S David Bruton Jr.
Tennessee Titans TE Anthony Fasano CB Cody Riggs	

DEFENSE PRETTY STINGY ON THE SCOREBOARD

- ▶ Notre Dame's defense has allowed two offensive touchdowns or less in 37 of its last 68 games. The Irish have actually allowed one offensive TD or less in 25 of those outings, including 19 of the last 52 games.
- ▶ Notre Dame has allowed an average of 21.55 points/game over the last six seasons combined, which ranks as the 18th-best average over 2010-15 of any team in the Football Bowl Subdivision.

THE 300 CLUB

- ▶ Notre Dame has allowed 300 yards of total offense or less in 22 of its last 58 games.
- ▶ Notre Dame had won 16 straight games when limiting its opponent to 300 yards of total offense or less until losing at Clemson on Oct. 3, 2015, while holding the Tigers to just 296 yards. The Irish are 26-3 under Brian Kelly when their opponent fails to eclipse the 300-yard mark of total offense.
- ▶ Notre Dame has held 37 percent of its opponents (29) in the **Brian Kelly** era (78 games) to less than 300 yards of total offense.
- ▶ The Irish held Texas to just 163 yards of total offense on Sept. 5, 2015. It marked the best performance by the Notre Dame defense since holding Washington to 124 yards in Seattle on Oct. 25, 2008.
- ▶ In holding No. 12 Clemson to just 296 yards of total offense at Memorial Stadium on Oct. 3, 2015, it marked the best defensive showing by the Irish in a ranked road game since No. 10 Michigan State gained just 237 yards in a 20-3 Irish victory on Sept. 15, 2012, in East Lansing.

KEY TO IRISH DEFENSIVE SUCCESS IS STOPPING THE RUN

- ▶ Carrying the ball across the goal line has not been a regular occurrence for Irish opponents of late.
- ▶ The Irish kept Texas' ground game out of the end zone in the 2015 season opener and yielded just 21 rushing touchdowns in 2015, building upon a recent trend.
- ▶ Notre Dame's defense allowed four rushing TDs in 2012 (and the first did not come until the eighth game of the year). The Irish were the only team in the Football Bowl Subdivision that did not allow a rushing TD over its first seven games of the season. Notre Dame still led the FBS in fewest rushing TDs with four.
- ▶ Notre Dame allowed just 13 rushing TDs in 2013, which ranked 15th in the FBS.
- ▶ The Irish have posted this lofty statistic despite facing eight option-oriented offenses since 2011, teams accounting for a disproportionate 15 rushing TDs (1.88 per game vs. 0.74 per game vs. conventional offenses).
- ▶ Since the start of the 2011 season, only seven teams have allowed fewer rushing TDs than Notre Dame's 67.

Rank Team Rushing TDs Allowed (2011-15)

Rank	Team	Rushing TDs Allowed (2011-15)
1.	Alabama	33
2.	Florida State	56
3.	Louisville	58
4.	Michigan State	59
5.	Utah	62
	Michigan	62
7.	LSU	66
8.	Notre Dame	67
	Florida	67
	Stanford	67

- ▶ Notre Dame has given up 67 rushing touchdowns over its last 69 games (dating back to the Tulsa game in 2010). Only 42 of those rushing TDs have come from an opposing running back.
- ▶ Even crazier, 25 of the last 62 rushing TDs against the Irish have come from quarterbacks.
- ▶ Over the last 73 games, only 32 running backs have recorded a rushing TD against Notre Dame.

IRISH SMOTHER FOES IN SECOND HALF

- ▶ Notre Dame's defense has been dynamite in terms of halftime adjustments since head **Brian Kelly** arrived in 2010. The Irish have allowed an average of just 3.53 points per third quarter, which ranks second-best in the Football Bowl Subdivision. Notre Dame has allowed an average of 9.66 points per second half, which ranks ninth-best in the FBS.
- ▶ Last fall, the Irish outscored its opponents, 97-58, in the third quarter of games, yielding more than one score only at Pittsburgh (Nov. 7).
- ▶ After UMass gained 276 yards of total offense and scored 20 points in the first half on Sept. 26, the Irish clamped down in the third quarter to help seize control of the game. UMass gained just 36 yards on 15 snaps in a third quarter which also saw a Notre Dame interception by CB **Cole Luke**.
- ▶ After allowing 104 yards on 11 plays and two TDs to No. 12 Clemson on the Tigers' first two drives, the Irish clamped down and permitted Clemson to gain just 180 yards over the game's final three quarters over 49 plays. The Tigers went three-and-out on six of their final 12 drives of the game and punted eight times in all.
- ▶ Navy's famed triple-option attack claimed 239 rushing yards and 21 points at halftime on Oct. 10 but, as usual, second-half defense proved fierce for Notre Dame, holding the Midshipmen to just 79 rushing yards and three points after intermission, allowing the Irish to roll to a 41-24 win.
- ▶ Fourth quarter adjustments in particular permitted Notre Dame to slow down USC in its 41-31 win on Oct. 17. Keyed by interceptions by **KeiVarae Russell** and **Max Redfield**, USC averaged just 25.4 yards per drive after its opening drive of the second half and allowed no points. USC's nine drives to that point had averaged 47 yards and produced 31 points.

HEISMAN CANDIDATES WRAPPED UP

- ▶ Notre Dame was the only team in the nation last fall to face two of the three finalists for the 2015 Heisman Trophy and the Irish defense forced both of them into subpar offensive performances on their home fields.
- ▶ The Irish faced Clemson QB **Deshawn Watson** at Memorial Stadium on Oct. 3, 2015. Watson completed just 10 of 21 passes for 84 yards on the night, by far his lowest numbers of the season for completions, passing yards, completion percentage (47.6%) and efficiency rating (103.1).
- ▶ Notre Dame faced Stanford RB **Christian McCaffrey** at Stanford Stadium on Nov. 28, 2015. McCaffrey had just 94 rushing yards against the Irish on 27 carries (a 3.5-yard average). Of the Cardinal's last 11 games, the 94 rushing yards and 3.5 average per carry were comfortably his lowest totals. McCaffrey had 19 receiving yards in the game for 113 offensive yards gained on the night, easily his lowest sum over the final 11 games of the season for the Cardinal.

RO-SHELL GAME ALONG DEFENSIVE LINE

- ▶ Five players who have started a game on the Irish defensive line return for 2016 led by **Isaac Rochell**. The Bednarik and Nagurski Award candidate has started 25 games over the past two seasons. His 63 tackles last fall leads all returning defensive linemen, a sum which included 7.5 tackles for loss.
- ▶ Graduate student **Jarron Jones** returns at full-speed from an injury suffered last August that kept him out of every game except for the BattleFrog Fiesta Bowl contest against Ohio State. Jones had started 11 games in 2014, amassing 7.5 TFLs and showed flashes of his old self against the Buckeyes, pressuring J.T. Barrett into an interception that later turned into an Irish touchdown.
- ▶ Junior **Daniel Cage** (seven games) and sophomore **Jerry Tillery** (three games) both bring starting experience to the defensive tackle position and top the list of candidates for starting roles both alongside and behind Jones. Sophomore **Elijah Taylor** enters the season opener as the fourth inside option.
- ▶ Junior **Andrew Trumbetti**, who started three of his 12 appearances in 2015, is another returning force at defensive end. He saved his best performance of the season for last, making two TFLs, including a sack, against Ohio State. Junior **Jonathan Bonner** (10 games played in 2015) and junior **Jay Hayes** (three games played in 2014) are also intriguing veteran options at end.
- ▶ Early-enrolled freshman **Daelin Hayes** was limited in spring drills due to a high school injury but will also push for a prominent role in 2016. He begins the campaign as Trumbetti's backup.













HOLES TO FILL FOR HOLE-FILLING LINEBACKERS

- ▶ Senior **James Onwualu** returns for his third year starting at strongside linebacker. Onwualu recorded 38 tackles last fall, including six for a loss. The native Minnesotan had some of his best performances in big games in 2015, including a season-high seven tackles in the win over USC.
- ▶ The unit must replace a pair of captains and three-year starters in **Joe Schmidt** and **Jaylon Smith**. The faces lined up to fill those roles are junior **Nyles Morgan** in the middle and junior **Greer Martini** on the weakside.
- ▶ Morgan emerged at the end of 2014 when he started four games in place of an injured Schmidt. He ended up playing in all 13 games of the 2015 season as a backup linebacker and on special teams.
- ▶ Martini played in all 13 games last fall, starting four, including contests against option-based offenses in Georgia Tech and Navy. Martini made nine stops against the Midshipmen in 2015, matching his career high set against Navy in 2014.
- ▶ Notre Dame's 2015 Defensive Scout Team Player of the Year, sophomore **Asmar Bilal**, is slated to backup Martini while freshman **Jamir Jones** is poised to lineup first behind Onwualu.
- ▶ Sophomore **Te'von Coney** will likely see the field as well, entering 2016 as Morgan's backup. He played in 12 games as a freshman in 2015, but similar to Martini, missed all of spring practice.

DEFENSIVE BACKS MOSTLY BACK

- ▶ Four players return to the Irish secondary with starting experience while some talented newcomers will aim to leave a mark on the depth chart too.
- ▶ Senior **Cole Luke** is the veteran of the group. He has started each of the 26 games over the 2014-15 seasons at cornerback. Luke ranked among the national leaders with his 15 passes defended in 2014 and applied ample pressure on opposing receivers in 2015.
- ▶ A good battle was waged in fall practice to replace **KeiVarae Russell** at the other cornerback spot between sophomores **Nick Coleman** and **Shaun Crawford**.
- ▶ Crawford won the job, but Coleman will certainly see plenty of playing time.
- ▶ Coleman saw action in all 13 games as a freshman, mainly on special teams. Crawford was making a hard push for playing time during the 2015 fall camp when he suffered a season-ending injury.
- ▶ Junior **Nick Watkins**, who started in Russell's place against Ohio State in the Fiesta Bowl, has been limited for most of fall camp following Spring surgery for a broken arm.
- ▶ Early-enrolled freshman **Devin Studstill** turned a lot of heads during a solid spring and will garner immediate playing time.
- ▶ Junior **Drue Tranquill** returns from injury in 2016. He brings veteran experience and maturity to the strong safety position. Sixth-year performer **Avery Sebastian** will also see time on the field.

2016 Opponents

	TEXAS (9/4) LAST YEAR: THIS WEEK: NEXT WEEK:	0-0, 0-0 Big 12 5-7, 4-5 Big 12 vs. Notre Dame (7:30 p.m., Sun.) vs. UTEP
	NEVADA (9/10) LAST YEAR: THIS WEEK: NEXT WEEK:	0-0, 0-0 MWC 7-6, 4-4 MWC vs. Cal Poly (9:30 p.m., Fri.) at Notre Dame
	MICHIGAN ST. (9/17) LAST YEAR: THIS WEEK: NEXT WEEK:	0-0, 0-0 Big Ten 12-2, 7-1 Big Ten vs. Furman (7 p.m., Fri.) Bye
	DUKE (9/24) LAST YEAR: THIS WEEK: NEXT WEEK:	0-0, 0-0 ACC 8-5, 4-4 ACC vs. North Carolina Central (6 p.m.) vs. Wake Forest
	SYRACUSE (10/1) LAST YEAR: THIS WEEK: NEXT WEEK:	0-0, 0-0 ACC 4-8, 2-6 ACC vs. Colgate (7 p.m. Fri.) vs. Louisville (Fri.)
	NC STATE (10/8) LAST YEAR: THIS WEEK: NEXT WEEK:	0-0, 0-0 ACC 7-6, 3-5 ACC vs. W&M (7:30 p.m., Thurs.) at East Carolina
	STANFORD (10/15) LAST YEAR: THIS WEEK: NEXT WEEK:	0-0, 0-0 Pac-12 12-2, 8-1 Pac-12 vs. Kansas State (9 p.m., Fri.) Bye
	MIAMI (10/29) LAST YEAR: THIS WEEK: NEXT WEEK:	0-0, 0-0 ACC 8-5, 5-3 ACC vs. Florida A&M (6 p.m.) vs. Florida Atlantic
	NAVY (11/5) LAST YEAR: THIS WEEK: NEXT WEEK:	0-0, 0-0 American 11-2, 7-1 American vs. Fordham (12 p.m.) vs. UConn
	ARMY (11/12) LAST YEAR: THIS WEEK: NEXT WEEK:	0-0 2-10 at Temple (7 p.m., Fri.) vs. Rice
	VIRGINIA TECH (11/19) LAST YEAR: THIS WEEK: NEXT WEEK:	0-0, 0-0 ACC 7-6, 4-4 ACC vs. Liberty (12:30 p.m.) vs. Tennessee (at Bristol, Tenn.)
	USC (11/26) LAST YEAR: THIS WEEK: NEXT WEEK:	0-0, 0-0 Pac-12 8-6, 6-3 Pac-12 vs. Alabama (8 p.m.) vs. Utah State

* all times are Eastern

2016 Notre Dame Football Media Information

Interview requests and media access for the 2016 Notre Dame football team are administered by lead football contact Michael Bertsch and assistant football contact Leigh Torbin.

CONTACT INFORMATION

Michael Bertschmberts1@nd.edu

Office: (574) 631-8642

Cell: (574) 532-4154

Twitter: @NDSidBertschy

Leigh Torbinltorbin@nd.edu

Office: (574) 631-9471

Cell: (407) 325-5703

Twitter: @LTorbin

BRIAN KELLY AVAILABILITY

During game weeks, Irish head coach Brian Kelly will be available for a Tuesday press conference, a Sunday conference call and an informal media briefing after practice Thursday. Media looking for the conference call numbers should contact Michael Bertsch.

TUESDAY - Noon-12:45 p.m. EDT

- ▶ Isban Auditorium at Guglielmino Athletics Complex
- ▶ This press conference will function as a look ahead at the upcoming weekend's opponent and other football-related issues.

WEDNESDAY - 10:20 a.m. EDT

- ▶ Atlantic Coast Conference weekly football teleconference weeks when Notre Dame is playing an ACC opponent (Sept. 21 and 28, Oct. 5 and 26, Nov. 16)

THURSDAY - 6 p.m. EDT

- ▶ Post-practice at Isban Auditorium

SUNDAY - 2-2:30 p.m. EDT

- ▶ This conference call will function as a look back at the previous Saturday's game.

For accredited members of the media who want to attend the weekly press conference, contact Michael Bertsch or Leigh Torbin for more information. The Guglielmino Athletics Complex is located on the east side of campus, behind the Joyce Center and the Rolfs Recreation Center and just north of LaBar Practice Complex.

The Guglielmino Athletics Complex auditorium can be accessed through the main entrance, which is located on the west side of the building (facing the main campus).

The Tuesday press conference will be streamed live (audio and video) and archived for future use on UND.com each week. A full printed transcript will be posted as well on the website.

PLAYER INTERVIEWS

All interviews with Notre Dame players will take place on Wednesday after practice at 7 p.m. ET.

All requests must be submitted to Michael Bertsch by 5 p.m. EDT Sunday.

Notre Dame Football Coaching Staff Game Day Locations

Name	Position	Game Day
Brian Kelly	Head Coach	Sideline
Mike Denbrock	Associate Head Coach/Wide Receivers	Sideline
Brian VanGorder	Defensive Coordinator	Sideline
Mike Sanford	Offensive Coordinator/Linebackers	Press Box
Mile Elston	Linebackers/Recruiting Coordinator	Press Box
Scott Booker	Tight Ends/Special Teams Coordinator	Sideline
Autry Denson	Running Backs	Sideline
Keith Gilmore	Defensive Line	Press Box
Harry Hiestand	Offensive Line	Sideline
Todd Lyght	Defensive Backs	Sideline

HERE'S TO YOON!

- ▶ On the heels of a freshman All-American debut season for the Irish, **Justin Yoon** returns as a stabilizing force.
- ▶ Yoon has made each of his last 12 field goals, not missing since Sept. 12, 2015, at Virginia. It ranks as the fourth-longest streak in school history:

Most Consecutive Field Goals Made

Player (Years)	FGs
1. David Ruffer (2009-10)	23
2. Nick Tausch (2009)	14
3. Mike Johnston (1982)	13
4. Justin Yoon (2015-current)	12
5. John Carney (1984-85)	10

- ▶ Yoon tallied 95 points last fall (50 PATs and 15 field goals), the most in Irish lore by a freshman, the third-most by any kicker and the ninth-most for any player regardless of position.
- ▶ Yoon showed a remarkable consistency to reach that high point total, successfully making 88.2% of his field goals, ranking sixth in the nation last fall and first among freshmen.
- ▶ Yoon's range included a 52-yard field goal against Navy on Oct. 10 which ranked the third-longest in school history and the longest nationally by a 2015 freshman.

NEWSOME'S AWESOME DEBUT SEASON

- ▶ His personality is hardly quiet, but junior **Tyler Newsome** very quietly put together one of the finest seasons ever by an Irish punter in 2015.
- ▶ Newsome's punting average of 44.5 yards stands first in Notre Dame history with a minimum of 50 boots. Aiding this is the 52.4-yard average from the UMass game on Sept. 26, 2015, that established a single-game school record for a minimum of five punts.
- ▶ Newsome's 44.5-yard average ranked 15th in the nation last season but the mere average conceals his fine work in placement. Of his 55 punts, 21 (38%) found themselves inside the opponent's 20-yard line.
- ▶ In addition to punting, Newsome is expected to handle kickoff duties for the second consecutive season in 2016.

SPECIAL SPECIALISTS

- ▶ Notre Dame brings back a significant amount of special teams experience beyond merely those who will lay their feet on the ball.
- ▶ Graduate student **Scott Daly** enters his fourth consecutive year serving as Notre Dame's long snapper. Daly has been flawless on both long and short snaps over the past two years. He also made a critical play in the 2015 Shamrock Series win over Boston College at Fenway Park when he recovered a fumble of a muffed punt at the Eagles' four-yard line.
- ▶ Last fall, returner **C.J. Sanders** was one of nine players in the nation, and the only freshman, to return both a punt and a kickoff for a touchdown. The speedy wide receiver and son of former Tennessee Titans receiver Chris Sanders returns in 2016 aiming to build upon a freshman season where his 640 kickoff return yards ranked eighth for a single season in school history.
- ▶ This fall, sophomore running back **Josh Adams** will look to take some kickoff returns along with Sanders while fleet-footed sophomore wide receiver **Chris Finke**, a former walk-on awarded a scholarship on August 22, will backup Sanders on punt returns.
- ▶ Junior quarterback **Montgomery VanGorder** is poised to step in as the holder for placement kicks, a role where he served as a backup to **DeShone Kizer** in 2015, seeing action only in the win over UMass.

FOUR SPECIAL TEAMS TOUCHDOWNS

- ▶ The Irish scored four touchdowns on special teams in 2015. The Irish had not seen four special teams TD in a single season since 2000.
- ▶ The first special teams TD came at Virginia (Sept. 12) when the Irish faked a field goal and holder **DeShone Kizer** threw a seven-yard TD pass to **Durham Smythe**.
- ▶ Notre Dame's second special teams TD came on a 50-yard punt return by **C.J. Sanders** against UMass (Sept. 26).
- ▶ The third Irish special teams TD of 2015 came against USC (Oct. 17) when **Equanimeous St. Brown** blocked a punt and **Amir Carlisle** returned it five yards for a TD.
- ▶ Notre Dame's fourth special teams TD came on a 93-yard kickoff return by Sanders at Stanford (Nov. 28).

OFFICIAL NOTRE DAME FOOTBALL POSTGAME SHOW

- ▶ The Official Notre Dame Football Postgame Show will again be broadcast live following the conclusion of every Notre Dame game on News and Sports Radio WSBT 96.1 FM and 960 AM along with Sunny 101.5 FM and WatchND (WatchND.tv). The show is hosted by **Jack Nolan**, Irish All-American **Reggie Brooks** and a special former player guest host each week.

OFFICIAL BRIAN KELLY RADIO SHOW

- ▶ The **Brian Kelly** Radio Show begins live at 7:30 p.m. ET on Sept. 1. University of Notre Dame football fans can attend the show at O'Rourke's in Eddy Street Commons. It will be video streamed live on WatchND at UND.com and broadcast live on WSBT 96.1 FM and 960 AM in South Bend. The show can be heard later in the week on WXNT 1430 AM in Indianapolis, WJRW 1340 AM in Grand Rapids, KOMJ 1490 AM in Fremont/Omaha, Nebraska, SOCO in Colorado Springs, KCRD 98.3 FM, Dubuque, Iowa and KASR 92.7 FM in Conway/Little Rock, Arkansas. The video of the show will be archived on WatchND and an audio podcast of the show will be available on both WatchND and iTunes.
- ▶ Remaining dates for the shows are Sept. 8, 15, 22 and 29; Oct. 6, 13 and 27; Nov. 3, 10 and 17.
- ▶ Hosted by **Jack Nolan**, "The Brian Kelly Radio Show" is a production of Fighting Irish Media.

INSIDE NOTRE DAME FOOTBALL WITH BRIAN KELLY

- ▶ Taped on Sunday afternoons, "Inside Notre Dame Football" will feature a recap of the week's contest, Notre Dame player features and more. The show can be seen locally Sunday evenings on WNDU-TV following the late local news. It will also re-air on WNDU-TV the following Saturday morning at 6:30 a.m. as well as 90 minutes prior to kickoff of Notre Dame home games. All shows can also be viewed on WatchND at UND.com starting Monday of each week. Inside Notre Dame Football airs on a total of 39 affiliates worldwide reaching nearly 164 million households.

NOTRE DAME ON NBC SPORTS NETWORK

- ▶ NBC Sports Network will air a series of documentary-style programs dedicated to the Irish, produced in conjunction with Fighting Irish Media.
- ▶ The first feature will chronicle the 1966 national championship team and debuts on NBCSN at 11:30 p.m. ET on Sept. 17, following coverage of the Michigan State game.
- ▶ The second half-hour documentary will focus on the burgeoning rivalry against Stanford, a series which has seen several dramatic finishes in recent years. This program will debut on NBCSN at 5 p.m. ET on Oct. 11.
- ▶ A half-hour special on the life of **Corey Robinson** will debut on NBCSN at 5 p.m. ET on Oct. 25. Robinson played wide receiver for the Irish from 2013-15 but will spend his senior year as a student coach along with serving as Notre Dame's student government President.
- ▶ The 2016 Shamrock Series game against Army will feature the mantra "God, Country, Notre Dame" on the Irish uniforms, a phrase which is carved in stone above the side door of Notre Dame's Basilica of the Sacred Heart. Learn more about this phrase and how it permeates through both the University and its football team on NBCSN at 5 p.m. ET on Nov. 8.
- ▶ NBCSN will also show highlights from the team's annual ECHOES gala awards show at 12:30 p.m. ET on Dec. 17.

BLEACHER REPORT FORGES GROUND-BREAKING SOCIAL MEDIA PARTNERSHIP

- ▶ Bleacher Report, a preeminent next generation content creation company, will be Notre Dame football's exclusive social content partnership throughout the season. The B/R social team will be embedded with the Irish during the entire season to create custom content for the program's national fan base.
- ▶ The collaboration will consist of full behind-the-scenes access to Notre Dame including practice, locker room, game day activities, home and away games, travel, academic classrooms and a wide array of student and campus life. The array of content will include a weekly video feature, Facebook Live streams, short shareable social packages and game day Snapchat takeovers, distributed across Bleacher Report's website and Team Stream mobile app -- reaching more than 250 million users -- along with B/R social platforms with an audience of more than 200 million fans.
- ▶ The new content partnership will include compelling human drama pieces, player interviews, features, scripted humor skits and powerful social visuals.

CAMPUS CROSSROADS PROJECT CONSTRUCTION UNDERWAY

- ▶ Construction on the Campus Crossroads Project, a \$400 million project that will use the University of Notre Dame's iconic football stadium as a hub for new facilities supporting academic and student life initiatives, began on November 23, 2014, the day after the home finale against Louisville.
- ▶ The Campus Crossroads Project is the largest building project in the University's 172-year history, integrating the academy, student life and athletics with the construction of more than 750,000 square feet in three new buildings attached to the west, east and south sides of the University's iconic football stadium, at a projected cost of \$400 million.
- ▶ The plan features three new structures attached to and serving the stadium -- the Duncan Student Center (west side of the stadium) for student life services, including space for student organizations, a recreation center and career center; Corbett Family Hall (east side of the stadium) for the anthropology and psychology departments and a digital media center; and a south building for the Department of Music and the Sacred Music at Notre Dame program. The Duncan Student Center and Corbett Family Hall buildings also will include some 3,000 to 4,000 premium seats for the football stadium with supporting club amenities.

- ▶ The project also will enhance the football fan experience on game days. A variety of premium seating options -- both indoor and outdoor and mostly club seats -- will be available on three upper levels on the east and west sides. A hospitality area also is planned for the south end of the stadium.
- ▶ The most visible change at Notre Dame Stadium will involve the addition of a video board at the top of the south end of the venue, along with ribbon boards along the east and west sides of the stadium.
- ▶ More information about the project is available online at Crossroads.nd.edu.

NOTRE DAME FUTURE SCHEDULES

- ▶ The following is Notre Dame's schedule for the 2017 season:

2017 Season

Date	Opponent	Site
Sept. 2	Temple	Notre Dame Stadium (Notre Dame, Ind.)
Sept. 9	Georgia	Notre Dame Stadium (Notre Dame, Ind.)
Sept. 16	at Boston College	Alumni Stadium (Chestnut Hill, Mass.)
Sept. 23	at Michigan State	Spartan Stadium (East Lansing, Mich.)
Sept. 30	Miami (Ohio)	Notre Dame Stadium (Notre Dame, Ind.)
Oct. 7	at North Carolina	Kenan Memorial Stadium (Chapel Hill, N.C.)
Oct. 21	USC	Notre Dame Stadium (Notre Dame, Ind.)
Oct. 28	NC State	Notre Dame Stadium (Notre Dame, Ind.)
Nov. 4	Wake Forest	Notre Dame Stadium (Notre Dame, Ind.)
Nov. 11	at Miami (Fla.)	Hard Rock Stadium (Miami Gardens, Fla.)
Nov. 18	Navy	Notre Dame Stadium (Notre Dame, Ind.)
Nov. 25	at Stanford	Stanford Stadium (Stanford, Calif.)

- ▶ As the 2017 season coincides with the opening of the Campus Crossroads Project, the Shamrock Series will take a one-year hiatus, allowing for the Irish to play seven games at Notre Dame Stadium. Seven home games will match the school record established in 1988 and matched in 1999, 2006, 2007, 2009 and 2010.
- ▶ Beyond 2017, the University has announced four other marquee home-and-home series.
- ▶ While Notre Dame will play Georgia at Notre Dame Stadium on Sept. 9, 2017, the Irish will return the game, going to Sanford Stadium to play "between the hedges" on Sept. 21, 2019.
- ▶ Michigan returns to the Notre Dame football schedule on Sept. 1, 2018, when the Wolverines travel to Notre Dame Stadium. The Irish will play in Ann Arbor on Oct. 26, 2019.
- ▶ The Irish will face Ohio State in a future home-and-home series. Notre Dame will take on Ohio State on Sept. 3, 2022, at Ohio Stadium with the Buckeyes travelling to South Bend on Sept. 23, 2023.
- ▶ Notre Dame will take on Texas A&M in a home-and-home series. The Irish will face the Aggies on Aug. 31, 2024, in College Station, Texas. Texas A&M will play at Notre Dame Stadium on Sept. 27, 2025.
- ▶ As a part of its 60-game, 12-year scheduling agreement with the Atlantic Coast Conference that runs through 2025, Notre Dame will play the following ACC foes. Specific dates have been announced through the 2019 season, along with the 2021 Florida State game.
 - 2018:** Home: Syracuse (Sept. 22), Pittsburgh (Oct. 20) and Florida State (Nov. 10). Away: Virginia Tech (Oct. 13) and Wake Forest (Nov. 17).
 - 2019:** Home: Virginia (Sept. 28), Virginia Tech (Nov. 2), Boston College (Nov. 23). Away: Louisville (Sept. 2/Labor Day) and Duke (Nov. 9).
 - 2020:** Home: Clemson, Duke and Louisville. Away: Georgia Tech, Pittsburgh and Wake Forest.
 - 2021:** Home: Georgia Tech and North Carolina. Away: Florida State (Sept. 6/Labor Day), Virginia and Virginia Tech.
 - 2022:** Home: Boston College and Clemson. Away: North Carolina and Syracuse.
 - 2023:** Home: Pittsburgh and Wake Forest. Away: Clemson, Duke, Louisville and North Carolina State.
 - 2024:** Home: Florida State, Miami and Virginia. Away: Georgia Tech.
 - 2025:** Home: North Carolina State and Syracuse. Away: Boston College, Miami and Pittsburgh.
- ▶ The Irish also have confirmed a Sept. 8, 2018, home game against Ball State and a Sept. 14, 2019, home game against New Mexico.
- ▶ Navy has announced that its Oct. 27, 2018, home game against the Irish will be played at Qualcomm Stadium in San Diego, California.

**Notre Dame Football
Roster Information**

NUMERICAL			ALPHABETICAL						
No.	Name	Pos.	No.	Name	Pos.	Ht.	Wt.	Cl./Elg.^	Hometown/High School
2	*Williams, Dexter	RB	33	*Adams, Josh	RB	6-1 5/8	220	So./2	Warrington, PA/Central Bucks South
3	*Sanders, C.J.	WR	46	*Anderson, Josh	RB	5-9	205	Gr./4	Chatsworth, CA/Notre Dame
4	*Coney, Te'von	LB	24	Assaf, Mick	WR	6-0	185	Fr./1	Atlanta, GA/Pace Academy
4	VanGorder, Montgomery	QB	43	Ball, Brian	WR	5-11	185	So./1	Indianapolis, IN/Bishop Chatard
5	**Morgan, Nyles	LB	30	Barajas, Josh	LB	6-1 5/8	240	So./1	Valparaiso, IN/Andrean
6	*St. Brown, Equanimeous	WR	71	*Bars, Alex	OL	6-6	320	Jr./2	Nashville, TN/Montgomery Bell Academy
7	*Watkins, Nick	CB	22	Bilal, Asmar	LB	6-2	230	So./1	Indianapolis, IN/Ben Davis
7	*Wimbush, Brandon	QB	70	*Bivin, Hunter	OL	6-5 1/2	308	Sr./3	Owensboro, KY/Apollo
8	Sebastian, Avery	S	34	Bongiovi, Jesse	CB	5-9 1/2	194	Sr./3	Brooklyn, NY/Poly Prep
9	**Zaire, Malik	QB	55	*Bonner, Jonathan	DL	6-3	286	Jr./2	Chesterfield, MO/Parkway Central
9	Hayes, Daelin	DL	12	Book, Ian	QB	5-11 1/2	200	Fr./1	El Dorado Hills, CA/Oak Ridge
10	*Jones, Alizé	TE	50	Boudreaux, Parker	OL	6-2 3/4	295	Fr./1	Winter Garden, FL/Bishop Moore
11	Brent, Justin	RB	81	Boykin, Miles	WR	6-3 5/8	222	So./1	Tinley Park, IL/Providence Catholic
12	**Butler, Devin	CB	11	Brent, Justin	RB	6-1 1/2	220	Jr./2	Speedway, IN/Speedway
12	Book, Ian	QB	63	Bush, Sam	OL	6-3 1/2	305	Jr./2	Newport Beach, CA/Mater Dei
13	**Luatua, Tyler	TE	12	**Butler, Devin	CB	6-0 1/2	200	Sr./4	Washington, DC/Gonzaga
14	*Kizer, DeShone	QB	67	Byrne, Jimmy	OL	6-4	300	Jr./2	Cleveland, OH/St. Ignatius
14	Studstill, Devin	S	75	*Cage, Daniel	DL	6-0 3/4	315	Jr./3	Cincinnati, OH/Winton Woods
15	Holmes, Corey	WR	87	Centlivre, Keenan	WR	6-5 1/2	225	Jr./2	Fort Wayne, IN/Bishop Dwenger
16	**Hunter Jr., Torii	WR	43	Chereson, John	K	5-9	178	Sr./3	Erie, PA/Cathedral Prep
17	***Onwuualu, James	LB	83	Claypool, Chase	WR	6-4	220	Fr./1	Abbotsford, BC/Abbotsford
17	Henry, Nolan	QB	24	*Coleman, Nick	CB	5-11 1/2	195	So./2	Dayton, OH/Archbishop Alter
18	Pride Jr., Troy	CB	4	*Coney, Te'von	LB	6-0 3/4	235	So./2	Palm Beach Gardens, FL/Palm Beach Gardens
18	Sheridan, Buster	WR	20	Crawford, Shaun	CB	5-8 1/2	185	So./1	Lakewood, OH/St. Edward
19	*Yoon, Justin	K	61	***Daly, Scott	LS	6-1 1/2	250	Gr./4	Downers Grove, IL/South
20	Crawford, Shaun	CB	97	Dew-Treadway, Micah	DL	6-4	300	So./1	Bolingbrook, IL/Bolingbrook
21	Elliott, Jalen	S	95	Dickerson, Marquis	DL	6-1 1/2	285	Sr./3	Marianna, AR/Lee
22	Bilal, Asmar	LB	74	Eichenberg, Liam	OL	6-5 3/4	280	Fr./1	Cleveland, OH/Saint Ignatius
23	**Tranquill, Drue	S	21	Elliott, Jalen	S	5-11 3/4	195	Fr./1	Richmond, VA/Lloyd C. Bird
24	*Coleman, Nick	CB	54	Feist, Lincoln	DL	6-1 3/4	315	So./2	Rapid City, SD/St. Thomas More
24	Assaf, Mick	WR	28	*Fertitta, Nicco	S	5-8 1/4	185	So./2	Las Vegas, NV/Bishop Gorman
25	**Folston, Tarean	RB	27	Finke, Chris	WR	5-9 1/4	180	So./2	Kettering, OH/Archbishop Alter
26	Webster, Austin	WR	25	**Folston, Tarean	RB	5-9 1/2	214	Sr./3	Cocoa, FL/Cocoa
26	White, Ashton	CB	35	Hammann, Grant	WR	5-11 3/4	192	Jr./2	Dyersville, IA/Beckman
27	Finke, Chris	WR	75	*Harrell, Mark	OL	6-4	306	Gr./4	Charlotte, NC/Catholic
27	Love, Julian	CB	9	Hayes, Daelin	DL	6-3 1/2	250	Fr./1	Belleville, MI/Skyline
28	*Fertitta, Nicco	S	93	Hayes, Jay	DL	6-3	285	Jr./2	Brooklyn, NY/Poly Prep Country Day
28	Ross, Austin	RB	17	Henry, Nolan	QB	6-1	195	So./2	Vancouver, WA/Union
29	Stepherson, Kevin	WR	66	Hoge, Tristen	OL	6-4 1/4	310	So./1	Pocatello, ID/Highland
29	Kohler, Sam	K	15	Holmes, Corey	WR	6-0 1/2	190	Jr./3	Pembroke Pines, FL/St. Thomas Aquinas
30	Barajas, Josh	LB	37	Hunter, Omar	WR	5-9	195	Sr./3	Harlingen, TX/Harlingen
31	Perry, Spencer	S	16	**Hunter Jr., Torii	WR	6-0	195	Sr./3	Prosper, TX/Prosper
32	Morgan, D.J.	S	49	Hutson, Brandon	LB	6-2 1/2	230	So./2	Battle Creek, MI/Harper Creek Community
33	*Adams, Josh	RB	10	*Jones, Alizé	TE	6-4 1/2	240	So./2	Las Vegas, NV/Bishop Gorman
34	Bongiovi, Jesse	CB	44	Jones, Jamir	LB	6-2 3/4	225	Fr./1	Rochester, NY/Aquinas Institute
34	Jones Jr., Tony	RB	94	**Jones, Jarron	DL	6-5 1/2	315	Gr./4	Rochester, NY/Aquinas Institute
35	Hammann, Grant	WR	45	Jones, Jonathan	LB	5-11	220	Fr./1	Ocoee, FL/Oak Ridge
35	Vaughn, Donte	CB	34	Jones Jr., Tony	RB	5-10 3/4	215	Fr./1	St. Petersburg, FL/IMG Academy
36	***Luke, Cole	CB	53	Kareem, Khalid	DL	6-3 3/4	270	Fr./1	Pontiac, MI/Harrison
37	Hunter, Omar	WR	64	Kilander, Ryan	DL	5-11 3/4	310	Jr./2	Rancho Santa Margarita, CA/Santa Margarita
37	Regan, Robert	S	14	*Kizer, DeShone	QB	6-4 1/4	230	Jr./2	Toledo, OH/Central Catholic
38	McIntosh, Deon	WR/RB	29	Kohler, Sam	K	6-0	175	Jr./2	Lincoln, NE/East
38	Schilling, Christopher	S	78	Kraemer, Tommy	OL	6-4 3/4	315	Fr./1	Cincinnati, OH/Elder
39	Recker, Drew	S	27	Love, Julian	CB	5-10 1/2	190	Fr./1	Westchester, IL/Nazareth Academy
40	Murphy, Kier	LB	13	**Luatua, Tyler	TE	6-2 1/2	255	Jr./3	Paramount, CA/La Mirada
40	Segobiano, Brett	RB	36	***Luke, Cole	CB	5-11	195	Sr./4	Chandler, AZ/Hamilton
41	Thompson, Jimmy	LB	48	**Martini, Greer	LB	6-2 1/2	240	Jr./3	Cary, NC/Woodberry Forest (VA)
42	Okwara, Julian	DL	89	*Matuska, Jacob	TE	6-4 1/2	270	Sr./3	Columbus, OH/Bishop Hartley
42	Riney, Jeff	K/P	68	**McGlinchey, Mike	OL	6-7 1/2	310	Sr./3	Philadelphia, PA/William Penn Charter
43	Ball, Brian	WR	62	*McGovern, Colin	OL	6-4 1/2	310	Sr./3	New Lenox, IL/Lincoln-Way West
43	Chereson, John	K	38	McIntosh, Deon	WR/RB	5-10 3/4	180	Fr./1	Pompano Beach, FL/Cardinal Gibbons
44	Jones, Jamir	LB	88	McKinley, Javon	WR	6-1 1/2	210	Fr./1	Corona, CA/Centennial
			96	Mokwuah, Pete	DL	6-2 3/4	317	Jr./2	Staten Island, NY/St. Joseph by-the-Sea

Notre Dame Football
Roster Information

ALPHABETICAL

No.	Name	Pos.	Ht.	Wt.	Cl./Elg. [^]	Hometown/High School
60	Montelus, John	OL	6-4	310	Sr./3	Everett, MA/Everett
32	Morgan, D.J.	S	6-1 1/2	200	Fr./1	Norwalk, CA/Saint John Bosco
5	**Morgan, Nyles	LB	6-0 3/4	245	Jr./3	Crete, IL/Crete-Monee
40	Murphy, Kier	LB	6-0	230	So./2	Rock Island, IL/Alleman
53	*Mustipher, Sam	OL	6-2 1/4	310	Jr./2	Olney, MD/Good Counsel
56	*Nelson, Quenton	OL	6-4 3/4	325	Jr./2	Holmdel, NJ/Red Bank Catholic
85	*Newsome, Tyler	P/K	6-2 1/2	210	Jr./2	Carrollton, GA/Carrollton
91	Ogundeji, Adetokunbo	DL	6-4	240	Fr./1	West Bloomfield, MI/Walled Lake Central
42	Okwara, Julian	DL	6-3 1/2	228	Fr./1	Charlotte, NC/Ardrey Kell
17	***Onwualu, James	LB	6-1	232	Sr./4	Saint Paul, MN/Creton-Derham Hall
31	Perry, Spencer	S	6-3	204	Fr./1	Newnan, GA/IMG Academy (FL)
69	Plantz, Logan	OL	6-2	310	So./2	Frankfort, IL/Providence Catholic
18	Pride Jr., Troy	CB	5-11	180	Fr./1	Greer, SC/Greer Senior
39	Recker, Drew	S	5-11	205	Sr./3	Lindenhurst, IL/Lakes
37	Regan, Robert	S	6-2	200	So./2	Darien, IL/Hinsdale South
42	Riney, Jeff	K/P	5-9 3/4	175	So./2	Katy, TX/Seven Lakes
90	***Rochell, Isaac	DL	6-3 1/2	290	Sr./4	McDonough, GA/Eagle's Landing Christian
28	Ross, Austin	RB	5-10	200	Sr./3	Conyers, GA/Morgan County
49	Ross, Bailey	RB	5-10	200	Sr./3	Conyers, GA/Morgan County
57	Ruhland, Trevor	OL	6-3 1/4	300	So./1	Cary, IL/Cary-Grove Community
3	*Sanders, C.J.	WR	5-8	185	So./2	Granada Hills, CA/Notre Dame
38	Schilling, Christopher	S	5-11	205	Fr./1	Overland Park, KS/St. Thomas Aquinas
8	Sebastian, Avery	S	5-10	200	6th/4	McDonough, GA/Eagle's Landing Christian
40	Segobiano, Brett	RB	6-0	195	Fr./1	Bloomington, IL/Central Catholic
54	Shannon, John	LS	6-1 3/4	220	Fr./1	Lake Forest, IL/Loyola Academy
18	Sheridan, Buster	WR	6-3	205	Sr./3	Chicago, IL/Mount Carmel
85	Shinaver, Arion	WR	6-1	170	Fr./1	Noblesville, IN/Guerin Catholic
80	**Smythe, Durham	TE	6-4 1/2	245	Sr./3	Belton, TX/Belton
51	Spruell, Devyn	LB	6-1 1/4	240	So./2	Warren, NJ/Watchung Hills
6	*St. Brown, Equanimeous	WR	6-4	205	So./2	Anaheim, CA/Servite
29	Stepherson, Kevin	WR	6-0	181	Fr./1	Jacksonville, FL/First Coast
14	Studstill, Devin	S	6-0	198	Fr./1	Riviera Beach, FL/Palm Beach Gardens
84	Suttman, Ben	TE	6-2	240	Sr./3	Kettering, OH/Archbishop Alter
58	Taylor, Elijah	DL	6-2 3/4	285	So./1	Cincinnati, OH/Moeller
41	Thompson, Jimmy	LB	6-0	215	So./2	Hinsdale, IL/Central
77	Tiassum, Brandon	DL	6-3 1/2	302	So./1	Indianapolis, IN/Park Tudor
99	*Tillery, Jerry	DL	6-6 1/2	310	So./2	Shreveport, LA/Evangel Christian Academy
23	**Tranquill, Drue	S	6-1 1/2	225	Jr./2	Fort Wayne, IN/Carroll
98	**Trumbetti, Andrew	DL	6-3 1/2	255	Jr./3	Demarest, NJ/Northern Valley Regional
4	VanGorder, Montgomery	QB	6-0 1/4	215	Jr./2	Buford, GA/Buford
35	Vaughn, Donte	CB	6-2	200	Fr./1	Memphis, TN/Whitehaven
7	*Watkins, Nick	CB	6-0 1/4	200	Jr./3	DeSoto, TX/Bishop Dunne
26	Webster, Austin	WR	5-11 1/4	195	Jr./2	Beverly Hills, CA/Windward
82	*Weishar, Nic	TE	6-4	240	Jr./2	Midlothian, IL/Marist
26	White, Ashton	CB	5-10 3/4	195	So./1	Clinton, MD/Bishop McNamara
2	*Williams, Dexter	RB	5-10 3/4	210	So./2	Winter Garden, FL/West Orange
7	*Wimbush, Brandon	QB	6-1	225	So./2	Teaneck, NJ/St. Peter's Prep
19	*Yoon, Justin	K	5-9 3/4	190	So./2	Nashville, TN/Milton Academy (MA)
9	**Zaire, Malik	QB	6-0	225	Sr./3	Kettering, OH/Archbishop Alter

NUMERICAL

No.	Name	Pos.
45	Jones, Jonathan	LB
46	*Anderson, Josh	RB
48	**Martini, Greer	LB
49	Hutson, Brandon	LB
49	Ross, Bailey	RB
50	Boudreaux, Parker	OL
51	Spruell, Devyn	LB
53	Kareem, Khalid	DL
53	*Mustipher, Sam	OL
54	Feist, Lincoln	DL
54	Shannon, John	LS
55	*Bonner, Jonathan	DL
56	*Nelson, Quenton	OL
57	Ruhland, Trevor	OL
58	Taylor, Elijah	DL
60	Montelus, John	OL
61	***Daly, Scott	LS
62	*McGovern, Colin	OL
63	Bush, Sam	OL
64	Kilander, Ryan	DL
66	Hoge, Tristen	OL
67	Byrne, Jimmy	OL
68	**McGlinchey, Mike	OL
69	Plantz, Logan	OL
70	*Bivin, Hunter	OL
71	*Bars, Alex	OL
74	Eichenberg, Liam	OL
75	*Cage, Daniel	DL
75	*Harrell, Mark	OL
77	Tiassum, Brandon	DL
78	Kraemer, Tommy	OL
80	**Smythe, Durham	TE
81	Boykin, Miles	WR
82	*Weishar, Nic	TE
83	Claypool, Chase	WR
84	Suttman, Ben	TE
85	*Newsome, Tyler	P/K
85	Shinaver, Arion	WR
87	Centlivre, Keenan	WR
88	McKinley, Javon	WR
89	*Matuska, Jacob	TE
90	***Rochell, Isaac	DL
91	Ogundeji, Adetokunbo	DL
93	Hayes, Jay	DL
94	**Jones, Jarron	DL
95	Dickerson, Marquis	DL
96	Mokwuah, Pete	DL
97	Dew-Treadway, Micah	DL
98	**Trumbetti, Andrew	DL
99	*Tillery, Jerry	DL

[^] Class (academic year)/Eligibility (athletic season) for the 2016 campaign

* Number of monograms earned

PRONUNCIATION GUIDE

Assaf, Mick – Ace-saf	Fertitta, Nicco – fur-TEE-tah, KNEE-coh	Matuska, Jacob – muh-TUSK-uh	Riney, Jeff – rinny
Barajas, Josh – buh-ra-haas	Finke, Chris – fink	McGlinchey, Mike – muh-GLINCH-ee	Segobiano, Brett – Say-go-bee-an-oh
Bilal, Asmar – bill-LAWL, az-MAR	Folston, Tarean – TAR-ee-an	McGovern, Colin – muh-GUV-earn	Shinaver, Arion – Shin-uh-ver, R-E-on
Bivin, Hunter – biv-un	Hammann, Grant – ham-in	Mokwuah, Peter – mock-wuh	St. Brown, Equanimeous – eck-wah-nihm-ee-ous
Bongiovi, Jesse – bon-JOE-Vee	Harrell, Mark – HAIR-el	Montelus, John – MONT-uh-luss	Spruell, Devyn – spru-well
Centlivre, Keenan – CENT-liver	Hayes, Daelin – DAY-lun	Murphy, Kier – keer	Tiassum, Brandon – tee-ah-sum
Cherson, John – chair-UH-son	Hoge, Tristen – hodge	Ogundeji, Adetokunbo – O-kin-dee-gee, Ah-duh-koon-bo	Weishar, Nic – wish-err
Coney, Te'von – tay-von	Jones, Alizé – al-Lih-zaye	Onwualu, James – on-WALL-ew	Zaire, Malik – zy-EAR, muh-LEEK
Feist, Lincoln – fyst	Jones, Jarron – juh-RON	Regan, Robert – ray-gan	
	Kareem, Khalid – Kuh-lid		

**Notre Dame Football
Two-Deep Depth Chart**

Notre Dame Offense

WR	6	*Equanimeous St. Brown	6-5	205	So./2
	81	Miles Boykin	6-3 5/8	222	So./1
WR	3	*C.J. Sanders	5-8	185	So./2
	15	Corey Holmes	6-0 1/2	190	Jr./3
LT	68	**MIKE MCGLINCHY	6-7 1/2	310	Sr./3
	70	*Hunter Bivin	6-5 1/2	308	Sr./3
LG	56	*QUENTON NELSON	6-4 3/4	325	Jr./2
	57	Trevor Ruhland	6-3 1/4	300	So./1
C	53	*Sam Mustipher	6-2 1/4	310	Jr./2
	75	*Mark Harrell	6-4	306	Gr./4
RG	62	*Colin McGovern	6-4 1/2	310	Sr./3
	66	Tristen Hoge	6-4 1/4	310	So./1
RT	71	*Alex Bars	6-6	320	Jr./2
	78	Tommy Kraemer	6-4 3/4	315	Fr./1
TE	80	**Durham Smythe	6-4 1/2	245	Sr./3
	82	*Nic Weishar	6-4	240	Jr./2
WR	16	**Torii Hunter Jr.	6-0	195	Sr./3
	29	Kevin Stepherson	6-0	181	Fr./1
QB	14	*DESHONE KIZER	6-4 1/4	230	Jr./2
or	9	**Malik Zaire	6-0	225	Sr./3
RB	33	*Josh Adams	6-1 5/8	220	So./2
or	25	**Tarean Folston	5-9 1/2	214	Sr./3

Notre Dame Special Teams

KO	85	*Tyler Newsome	6-2 1/2	210	Jr./2
	19	*Justin Yoon	5-9 3/4	190	So./2
PK	19	*Justin Yoon	5-9 3/4	190	So./2
	85	*Tyler Newsome	6-2 1/2	210	Jr./2
P	85	*Tyler Newsome	6-2 1/2	210	Jr./2
	42	Jeff Riney	5-9 3/4	175	So./2
LS	61	***Scott Daly	6-1 1/2	250	Gr./4
	54	John Shannon	6-1 3/4	220	Fr./1

Notre Dame Defense

DL	98	**Andrew Trumbetti	6-3 1/2	255	Jr./3
	9	Daelin Hayes	6-3 1/2	250	Fr./1
or	93	Jay Hayes	6-3	285	Jr./2
DL	75	*DANIEL CAGE	6-0 3/4	315	Jr./3
or	94	**Jarron Jones	6-5 1/2	315	Gr./4
DL	99	*Jerry Tillery	6-6 1/2	310	So./2
	58	Elijah Taylor	6-2 3/4	285	So./1
DL	90	***ISAAC ROCHELL	6-3 1/2	290	Sr./4
	55	*Jonathan Bonner	6-3	286	Jr./2
LB	5	**Nyles Morgan	6-0 3/4	245	Jr./3
	4	*Te'von Coney	6-1	235	So./2
LB	17	***JAMES ONWUALU	6-1	232	Sr./4
	44	Jamir Jones	6-2 1/2	225	Fr./1
LB	48	**Greer Martini	6-2 1/2	240	Jr./3
	22	Asmar Bilal	6-2	230	So./1
CB	20	Shaun Crawford	5-8 1/2	185	So./1
	24	*Nick Coleman	5-11 1/2	195	So./2
S	23	**Drue Tranquill	6-1 1/2	225	Jr./2
	21	Jalen Elliott	5-11 3/4	195	Fr./1
S	8	Avery Sebastian	5-10	200	6th/4
	14	Devin Studstill	6-0	198	Fr./1
CB	36	***COLE LUKE	5-11	195	Sr./4
	27	Julian Love	5-10 1/2	190	Fr./1

Notre Dame Special Teams

HLD	4	Montgomery VanGorder	6-0 1/4	215	Jr./2
	14	DeShone Kizer	6-4 1/4	230	Jr./2
PR	3	*C.J. Sanders	5-8	185	So./2
	27	Chris Finke	5-9 1/4	180	So./1
KR	3	*C.J. Sanders	5-8	185	So./2
or	2	*Dexter Williams	5-11	210	So./2

Class (academic year)/Eligibility (athletic season)

* Number of monograms earned

ALL CAPS - returning starter from 2015

Positions with "or" are listed alphabetically

The Last Time

NOTRE DAME

Rushing

Had 400 or more yards: vs. Massachusetts, 2015 (457)
 Had 300 or more yards: vs. Miami (Fla.), 2012 (376)
 Had 70 or more rushing attempts:vs. Michigan State, 1991 (76)
 Had 60 or more rushing attempts: vs. Navy, 2007 (63)
 Had 50 or more rushing attempts:vs. Massachusetts, 2015 (51)
 Had eight or more rush TDs: vs. Pittsburgh, 1965 (9)
 Had seven rush TDs: vs. Navy, 2011 (7)
 Had six rush TDs: vs. Massachusetts, 2015 (6)
 Had five rush TDs: vs. Miami (Fla.), 2012 (5)
 Had four rush TDs:vs. Navy, 2015 (4)
 Had two players with 100 rush yards in a game: at Stanford, 2015
 (Josh Adams 168, DeShone Kizer 128)

Passing

Had 500 or more yards: at USC, 1970 (526)
 Had 400-499 yards: at Arizona State, 2014 (446)
 Had 300-399 yards: vs. Boston College, 2015 (324)
 Had 50 or more pass attempts: at Florida State, 2014 (52)
 Had 40-49 pass attempts: vs. Northwestern, 2014 (40)
 Had 30-39 pass attempts:vs. Ohio State, 2015 (38)
 Had 35-39 pass completions:at Clemson, 2015 (35)
 Had 30-34 pass completions: at Florida State, 2014 (31)
 Had 25-29 pass completions: vs. Purdue, 2014 (25)
 Had six or more passing TDs:vs. BYU, 2005 (6)
 Had five or more passing TDs:at Pittsburgh, 2015 (5)
 Had four or more passing TDs: vs. Syracuse, 2014 (4)
 Had three or more passing TDs:at Virginia, 2015 (3)
 Had five or more passes intercepted: vs. USC, 1967 (7)
 Had four or more passes intercepted: at Arizona State, 2014 (4)
 Had three or more passes intercepted: vs. Boston College, 2015 (3)

Receiving

Had two players with 100 receiving yards in a game:vs. Boston College, 2015 (Chris Brown - 104, Amir Carlisle - 101)
 Had a player with over 150 receiving yards in a game: vs. Northwestern, 2014 (Will Fuller - 159)
 Had two players with 10 catches in a game: vs. BYU, 2005 (Maurice Stovall - 14, Jeff Samardzija - 10)

Combination Offense

Had a 300-yard passer and 100-yard rusher in a game: vs. Navy, 2014 (Everett Golson - 315, Tarean Folston - 149)
 Had a 200-yard passer, 100-yard rusher and 100-yard receiver in a game: at Stanford, 2015 (DeShone Kizer - 234, Josh Adams - 168/DeShone Kizer - 128, Will Fuller - 136)
 Had a 200-yard passer and 100-yard rusher in a game: at Stanford, 2015 (DeShone Kizer - 234, Josh Adams - 168/DeShone Kizer - 128)
 Had a 100-yard receiver and 100-yard rusher in a game: at Stanford, 2015 (Will Fuller - 136, Josh Adams - 168/DeShone Kizer - 128)

Total Offense

Had 600 or more yards total offense: vs. Massachusetts, 2015 (681)
 Had 500-599 yards total offense: at Stanford, 2015 (533)
 Had 400-499 yards total offense:vs. Ohio State, 2015 (405)
 Had 100 or more plays total offense: vs. Pittsburgh, 2012 (104)
 Had 85-99 plays total offense: at Florida State, 2014 (87)
 Had 75-84 plays total offense:vs. Massachusetts, 2015 (79)

Scoring

Scored 60 or more points:vs. Massachusetts, 2015 (62)
 Scored 50-59 points:vs. North Carolina, 2014 (50)
 Scored 40-49 points:at Pittsburgh, 2015 (42)
 Scored 30-39 points:at Stanford, 2015 (36)
 Scored a two-point conversion:at Virginia, 2015
 Allowed 60 or more points: Never
 Allowed 50-59 points:at Arizona State, 2014 (55)

Allowed 40-49 points:vs. Ohio State, 2015 (44)
 Allowed 30-39 points: at Stanford, 2015 (38)
 Was held scoreless: at Boston College, 2008 (17-0)
 Was held scoreless at home: USC, 2007 (38-0)
 Was held scoreless on the road: at Boston College, 2008 (17-0)
 Was held without offensive touchdown: at USC, 2008 (38-3)
 Was held without offensive touchdown on the road: at USC, 2008 (38-3)
 Was held without offensive touchdown at home: at USC, 2008 (38-3)
 Held opponent scoreless: vs. Michigan, 2014 (31-0)
 Held opponent scoreless at home: vs. Michigan, 2014 (31-0)
 Held opponent scoreless on the road: at Purdue, 1993 (17-0)
 Held opponent without offensive touchdown: vs. Texas, 2015 (38-3)
 Held opponent without offensive touchdown on the road: at Boston College, 2012 (21-6)
 Held opponent without offensive touchdown at home: vs. Texas, 2015 (38-3)
 Held opponent scoreless at neutral site: vs. Maryland (Giants Stadium - East Rutherford, NJ), 2002 (22-0)

Held two or more opponents scoreless in a season: 2002 vs. Maryland (22-0) vs. Rutgers (42-0)
 Held three or more opponents scoreless in a season: 1976 vs. Purdue (23-0) at Northwestern (49-0), vs. Oregon (41-0)
 Held four or more opponents scoreless in a season: 1966 vs. Army (35-0) vs. North Carolina (32-0), at Oklahoma (38-0), vs. Pittsburgh (40-0) vs. Duke (64-0), at USC (51-0)
 Held five or more opponents scoreless in a season: 1966 vs. Army (35-0) vs. North Carolina (32-0), at Oklahoma (38-0), vs. Pittsburgh (40-0) vs. Duke (64-0), at USC (51-0)
 Held six or more opponents scoreless in a season: 1966 vs. Army (35-0) vs. North Carolina (32-0), at Oklahoma (38-0), vs. Pittsburgh (40-0) vs. Duke (64-0), at USC (51-0)
 Had multiple players with multiple TDs in a game: vs. Texas, 2015 (Josh Adams - 2, Will Fuller - 2)

Turnovers

Did not commit a turnover: vs. Wake Forest, 2015 (0)
 Committed six or more turnovers: vs. Navy, 1984 (6)
 Committed five turnovers: vs. Boston College, 2015 (5)
 Lost four or more fumbles: vs. Michigan State, 1999 (4)
 Lost three fumbles: at Clemson, 2015 (3)
 Recorded six or more takeaways: vs. Michigan, 2012 (6)
 Recorded five takeaways: vs. Boston College, 2009 (5)
 Returned two or more interceptions for TDs:vs. Stanford, 2002 (2)
 (Shane Walton - 18 yards, Courtney Watson - 34 yards)
 Returned an interception for a TD: vs. Wake Forest, 2015 (1)
 (Andrew Trumbetti - 28 yards)
 Returned a fumble for a TD: vs. Northwestern, 2012 (1)
 (Austin Collinsworth - 32 yards)

Defense

Held opponent 50 or fewer rushing yards: at Florida State, 2014 (50)
 Held opponent to 100 or fewer passing yards: vs. Boston College, 2015 (88)
 Held opponent to 101-200 passing yards: at Temple, 2015 (188)
 Held opponent to 201-300 yards total offense: at Temple, 2015 (295)
 Held opponent to 200 or fewer yards total offense:vs. Texas (163)
 Intercepted five or more passes: vs. Michigan, 2012 (5)
 Intercepted four passes: vs. Rutgers (Pinstripe Bowl), 2013 (4)
 Intercepted three passes: vs. Michigan, 2014 (3)
 Scored a safety: at Stanford, 2003
 Recorded nine or more sacks: vs. Rutgers, 1996 (9)
 Recorded eight sacks: vs. Hawai'i (Hawai'i Bowl), 2008 (8)
 Recorded seven sacks: at Stanford, 2005 (7)
 Recorded six sacks: vs. Arizona State, 2013 (6)
 Recorded five sacks: at Boston College, 2012 (5)
 Held opponent to 10 or fewer first downs: vs. Texas, 2015 (8)

Special Teams

Returned a punt for a TD: vs. Massachusetts, 2015 (C.J. Sanders, 50 yards)
 Returned a blocked punt for a TD: vs. USC, 2015 (Amir Carlisle, 5 yards)

The Last Time

Returned a kickoff for a TD:at Stanford, 2015 (C.J. Sanders, 93 yards)
 Returned a blocked FG for a TDat Air Force, 2006 (Terrail Lambert, 76 yards)
 Blocked a punt:vs. USC, 2015 (Equineameous St. Brown)
 Punted 10 or more times:USC, 2007 (10)
 Did not punt:vs. Navy, 2013
 Blocked a field goal:vs. LSU (Music City Bowl), 2014 (Isaac Rochell)
 Had a field goal blocked:vs. Navy, 2014
 Blocked a PAT kick:vs. Massachusetts, 2015 (Romeo Okwara)
 Scored on a blocked PAT attempt:vs. Texas, 1995
 Missed a kicking PAT:vs. Massachusetts, 2015
 Had a kicking PAT blocked:vs. Northwestern, 2014
 Opponent scored on a blocked PAT attempt:vs. Northwestern, 2014
 Had a punt blocked:vs. Michigan State, 2013

Miscellaneous

Had 30 or more first downs:vs. Massachusetts, 2015 (30)
 Had 25-29 first downs:vs. Navy, 2015 (27)
 Had 20-24 first downs:vs. Ohio State, 2015 (24)
 Was not penalized:at LSU, 1997
 Had 10 or more penalties:North Carolina, 2014 (10)
 Had 120 or more yards in penalties:at Rutgers, 2000 (120)
 Had 40 minutes or more of possession time:vs. Washington State, 2009 (40:54)
 Had 35-40 minutes of possession time:vs. Texas, 2015 (39:10)
 Was involved in a tie game:at USC, 1994 (17-17)
 Was involved in an overtime game:vs. Northwestern, 2014 (40-43)
 Was involved in a double overtime game:vs. Pittsburgh, 2012 (29-26)
 Was involved in a triple overtime game:vs. Pittsburgh, 2012 (29-26)
 Was involved in a quadruple overtime game:vs. Pittsburgh, 2008 (33-36)

A NOTRE DAME PLAYER

Rushing

Rushed for 250-299 yards:Julius Jones at Pittsburgh, 2003 (262)
 Rushed for 200-249 yards:Julius Jones at Stanford, 2003 (218)
 Rushed for 175-199 yards:C.J. Prorise vs. Georgia Tech, 2015 (198)
 Rushed for 150-174 yards:Josh Adams at Stanford, 2015 (168)
 Rushed for 125-149 yards:DeShone Kizer at Stanford, 2015 (128)
 Rushed for 100-124 yards:Tarean Folston vs. Northwestern, 2014 (106)
 Quarterback rushed for 100 or more yards:DeShone Kizer at Stanford, 2015 (128)
 Rushed 40 or more times:Allen Pinkett at LSU, 1984 (40)
 Rushed 35-39 times:Julius Jones vs. BYU, 2003 (35)
 Rushed 30-34 times:James Aldridge vs. Navy, 2007 (32)
 Rushed 25-29 times:Cierre Wood vs. Boston College, 2011 (26)
 Rushed for four or more TDs:Emmett Mosley vs. Navy, 1994 (4)
 Rushed for three TDs:C.J. Prorise vs. Navy, 2015 (3)
 Rushed for two TDs:DeShone Kizer vs. Wake Forest, 2015 (2)
 Had a run of 90 yards or more:Josh Adams vs. Wake Forest, 2015 (98)
 Had a run of 80-89 yards:Robert Farmer vs. Boston College, 1996 (91)
 Had a run of 70-79 yards:DeShone Kizer at Temple, 2015 (79)
 Had a run of 60-69 yards:Josh Adams at Stanford, 2015 (62)
 Had a run of 50-59 yards:Brandon Wimbush vs. Massachusetts, 2015 (58)

Passing

Passed for 500 or more yards:Joe Theismann at USC, 1970 (526)
 Passed for 400-499 yards:Everett Golson at Arizona State, 2014 (446)
 Passed for 300-399 yards:DeShone Kizer vs. Boston College, 2015 (324)
 Attempted 50 or more passes:Everett Golson at Florida State, 2014 (52)
 Attempted 40-49 passes:Everett Golson vs. Northwestern, 2014 (40)
 Attempted 30-39 passes:DeShone Kizer vs. Ohio State (Fiesta Bowl), 2015 (37)
 Completed 30 or more passes:Everett Golson at Florida State, 2014 (31)
 Completed 20-29 passes:DeShone Kizer vs. Ohio State (Fiesta Bowl), 2015 (22)
 Threw six TDs:Brady Quinn vs. BYU, 2005 (6)
 Threw five or more TDs:DeShone Kizer at Pittsburgh, 2015 (5)
 Threw four or more TDs:Everett Golson vs. Syracuse, 2014 (4)
 Threw three or more TDs:Malik Zaire vs. Texas, 2015 (3)
 Threw five or more interceptions:Terry Hanratty vs. USC, 1967 (5)
 Threw four interceptions:Everett Golson at Arizona State, 2014 (4)
 Threw three interceptions:Tommy Rees vs. Boston College, 2015 (3)

Completed a pass of 90 yards or more:Dayne Crist vs. Michigan, 2010 (95)
 Completed a pass of 80-89 yards:DeShone Kizer vs. Ohio State (Fiesta Bowl), 2015 (81)
 Completed a pass of 70-79 yards:DeShone Kizer at Stanford, 2015 (72)
 Completed a pass of 60-69 yards:Malik Zaire vs. Texas, 2015 (66)
 Completed a pass of 50-59 yards:DeShone Kizer at Clemson, 2015 (56)

Receiving

Caught 15 or more passes:Never
 Caught 10-14 passes:Michael Floyd vs. Boston College, 2011 (10)
 Caught seven to nine passes:Amir Carlisle vs. Boston College, 2015 (7)
 Had 200 or more yards receiving:Golden Tate at Stanford, 2009 (201)
 Had 175-199 yards receiving:Michael Floyd vs. Nevada, 2009 (189)
 Had 150-174 yards receiving:Will Fuller at Pittsburgh, 2015 (152)
 Had 100-149 yards receiving:Will Fuller vs. Ohio State (Fiesta Bowl), 2015 (113)
 Caught four or more TDs:Maurice Stovall vs. BYU, 2005 (4)
 Caught three TDs:Will Fuller at Pittsburgh, 2015 (3)
 Caught two TDs:Will Fuller at Virginia, 2015 (2)

Total Offense

Had 500 or more yards total offense:Joe Theismann at USC, 1970 (512)
 Had 400-499 yards total offense:DeShone Kizer at Temple, 2015 (432)
 Had 100 yards both passing and rushing:DeShone Kizer at Stanford, 2015 (234 passing, 128 rushing)

Scoring

Accounted for six or more touchdowns:DeShone Kizer at Pittsburgh, 2015 (1 rushing, 5 passing)
 Accounted for five touchdowns:Everett Golson vs. Rice, 2014 (3 rushing, 2 passing)
 Accounted for four touchdowns:Everett Golson vs. Northwestern, 2014 (1 rushing, 3 passing)
 Accounted for three touchdowns:DeShone Kizer vs. Ohio State, 2015 (1 rushing, 2 passing)

Defense

Intercepted three or more passes:Harrison Smith vs. Miami (Fla.), 2010 (3)
 Intercepted two passes:Cole Luke vs. Stanford, 2014 (2)
 Recovered three or more fumbles:Never
 Forced two fumbles:Maurice Crum, Jr. at UCLA, 2007 (2)
 Recovered two fumbles:Brian Smith vs. Michigan, 2008 (2)
 Recorded 20 or more tackles:Manti Te'o vs. Stanford, 2010 (21)
 Recorded 15-20 tackles:Dan Fox at Stanford, 2013 (15)
 Recorded 10-14 tackles:Elijah Shumate and Joe Schmidt vs. Ohio State (Fiesta Bowl), 2015 (13)
 Recorded 4.0 or more sacks:Victor Abiamiri at Stanford, 2005 (4.0)
 Recorded 3.0-3.5 sacks:Romeo Okwara vs. Wake Forest, 2015 (3.0)
 Recorded 2.0-2.5 sacks:Romeo Okwara at Pittsburgh, 2015 (2.0)

Special Teams

Scored 17 or more points kicking:Kyle Brindza vs. Rutgers (Pinstripe Bowl), 2013 (17)
 Scored 15-16 points kicking:Kyle Brindza at USC, 2012 (16)
 Scored 10-14 points kicking:Justin Yoon at Stanford, 2015 (12)
 Kicked five or more field goals:Kyle Brindza vs. Rutgers (Pinstripe Bowl), 2013 (5)
 Kicked four field goals:Brandon Walker vs. Pittsburgh, 2008 (4)
 Kicked two field goals of 50 or more yards:Never
 Kicked a field goal of 50 or more yards:Justin Yoon vs. Navy, 2015 (52)
 Kicked a punt 70 or more yards:Jim Yoder vs. Texas, 1971 (71)
 Kicked a punt 60-69 yards:Tyler Newsome at Virginia, 2015 (62)
 Punted 10 or more times:Geoff Price vs. USC, 2007 (10)
 Totaled 175 or more kickoff return yards:C.J. Sanders at Stanford, 2015 (182)
 Totaled 100 or more punt return yards:Golden Tate at Pittsburgh, 2009 (101)

AN OPPOSING TEAM

Rushing

Had 400 or more yards:Pittsburgh, 1975 (411)
 Had 300-399 yards:Navy, 2015 (318)
 Had 200-299 yards:Ohio State (Fiesta Bowl), 2015 (285)
 Had 50 or more rushing attempts:Ohio State (Fiesta Bowl), 2015 (54)
 Had five or more rush TDs:USC, 2005 (5)
 Had four rush TDs:Ohio State (Fiesta Bowl), 2015 (4)
 Had two or more players with 100 rush yards in a game:BYU, 2013
(Taysom Hill - 101, Paul Lasike - 101)

The Last Time

Passing

Had 400 or more yards: USC, 2015 (440)
 Had 300-399 yards: Massachusetts, 2015 (302)
 Had 60 or more pass attempts: Tennessee, 1990 (60)
 Had 50-59 pass attempts: Oklahoma, 2012 (52)
 Had 40-49 pass attempts: USC, 2015 (47)
 Had 30 or more pass completions: USC, 2015 (31)
 Had five or more passing TDs: USC, 2014 (6)
 Had four passing TDs: Stanford, 2015 (4)
 Had three passing TDs: USC, 2015 (3)

Receiving

Had two players with 100 receiving yards in a game: USC, 2009
 (Anthony McCoy 153, Damien Williams 108)

Total Offense

Had 600 or more yards total offense: Ohio State, 2006 Fiesta Bowl (617)
 Had 500-599 yards total offense: USC, 2015 (590)
 Had 400-499 yards total offense: Ohio State (Fiesta Bowl), 2015 (496)
 Had 90 or more plays: USC, 2014 (93)
 Had 80-89 plays: Ohio State (Fiesta Bowl), 2015 (85)
 Had 75-79 plays: USC, 2015 (77)

Scoring

Scored 60 or more points: Never
 Scored 50-59 points: Arizona State, 2014 (55)
 Scored 40-49 points: Ohio State (Fiesta Bowl), 2015 (44)
 Scored 30-39 points: Stanford, 2015 (38)
 Scored a two-point conversion: Georgia Tech, 2015

Turnovers

Did not commit a turnover: Stanford, 2015
 Had three or more fumbles lost: Navy, 2012 (3)
 Intercepted five or more passes: USC, 1967 (7)
 Intercepted four passes: Arizona State, 2014 (4)
 Intercepted three passes: Boston College, 2015
 Returned an interception for a TD: Arizona State (2), 2014
 (Lloyd Carrington - 58 yards/Damarius Randall - 59 yards)
 Returned a fumble for a TD: Pittsburgh, 2015
 (Ejuan Price - 32 yards)

Defense

Held ND to 10 or fewer first downs: USC, 2008 (4)
 Scored a safety: Purdue, 2010
 Held ND to 50 or fewer rushing yards: Arizona State, 2014 (41)
 Held ND to 101-200 passing yards: Wake Forest, 2015 (111)
 Held ND to 100 or fewer passing yards: UCLA, 2007 (94)
 Held ND to 201-300 yards total offense: Wake Forest, 2015 (282)
 Held ND to 200 or fewer yards total offense: USC, 2007 (165)

Special Teams

Returned a punt for a TD: Tulsa, 2010 (Damaris Johnson - 59 yards)
 Returned a blocked punt for a TD: Michigan State, 2004
 (Jerramy Scott - 0 yards)
 Returned a kickoff for a TD: LSU (Music City Bowl), 2014 (Leonard Fournette - 100 yards)
 Punted 10 or more times: Boston College, 2010 (11)
 Did not punt: Miami (Fl.), 1985
 Missed a kicking PAT: Massachusetts, 2015

Miscellaneous

Had 30 or more first downs: USC, 2014 (35)
 Had 20-29 first downs: Ohio State (Fiesta Bowl), 2015 (27)
 Had 10 or more penalties: USC, 2015 (10)
 Had 100 or more yards in penalties: USC, 2015 (105)
 Had 35 minutes or more of possession time: Stanford, 2015 (35:59)
 Had one 100-yard receiver and one 100-yard rusher: USC, 2011
 (Curtis McNeal, 118 rushing, Robert Woods, 119 receiving)

AN OPPOSING PLAYER

Rushing

Rushed for 300 or more yards: Tony Dorsett, Pittsburgh, 1975 (303)
 Rushed for 200-299 yards: Alexander Teich, Navy, 2010 (210)
 Rushed for 150-199 yards: Tyler Gaffney, Stanford, 2013 (189)
 Rushed for 100-149 yards: Ezekiel Elliott, Ohio State (Fiesta Bowl), 2015 (149)
 Rushed 40 or more times: Craig Heyward, Pittsburgh, 1987 (42)
 Rushed 30-39 times: Tyler Gaffney, Stanford, 2013 (33)
 Rushed 25-29 times: Ezekiel Elliott, Ohio State (Fiesta Bowl), 2015 (27)
 Rushed for five or more TDs: Walter Reyes, Syracuse, 2003 (5)
 Rushed for four TDs: Ezekiel Elliott, Ohio State (Fiesta Bowl), 2015 (4)
 Rushed for three TDs: Keenan Reynolds, Navy, 2013 (3)
 Rushed for two TDs: Jordan Whitehead, Pittsburgh, 2015 (2)
 Had a run of 80 yards or more: Jeff Smith, Boston College, 2015 (80)
 Had a run of 70-79 yards: Walter Reyes, Syracuse, 2003 (71)
 Had a run of 60-69 yards: Ronald Jones II, USC, 2015 (65)
 Had a run of 50-59 yards: Keenan Reynolds, Navy, 2015 (51)

Passing

Passed for 500 or more yards: Never
 Passed for 400-499 yards: Matt Leinart, USC, 2004 (400)
 Passed for 300-399 yards: Cody Kessler, USC, 2015 (365)
 Attempted 60 or more passes: Andy Kelly, Tennessee, 1990 (60)
 Attempted 50-59 passes: Landry Jones, Oklahoma, 2012 (51)
 Attempted 40-49 passes: Cody Kessler, USC, 2015 (46)
 Completed 30 or more passes: Cody Kessler, USC, 2015 (30)
 Completed 20-29 passes: Blake Frohnapfel, Massachusetts, 2015 (20)
 Threw six or more TDs: Cody Kessler, USC, 2014 (6)
 Threw five TDs: Matt Leinart, USC, 2004 (5)
 Threw four TDs: Kevin Hogan, Stanford, 2015 (4)
 Threw three TDs: Taylor Kelly, Arizona State, 2014 (3)
 Completed a pass of 90 yards or more: Kyle Orton, Purdue, 2004 (97)
 Completed a pass of 80-89 yards: Cody Kessler, USC, 2015 (83)
 Completed a pass of 70-79 yards: Jalen Greene, USC, 2015 (75)
 Completed a pass of 60-69 yards: Trevor Siemian, Northwestern, 2014 (60)
 Completed a pass of 50-59 yards: John Wolford, Wake Forest, 2015 (52)

Receiving

Caught 15 or more passes: Jalen Saunders, Oklahoma, 2012 (15)
 Caught 10-14 passes: Canaan Severin, Virginia, 2015 (11)
 Caught seven to nine passes: Michael Thomas, Ohio State (Fiesta Bowl), 2015 (7)
 Had 200 or more yards receiving: Selwyn Lymon, Purdue, 2006 (238)
 Had 150-199 yards receiving: Canaan Severin, Virginia, 2015 (153)
 Had 100-149 yards receiving: Devon Cajuste, Stanford, 2015 (125)
 Caught three or more TD passes: Jeremy Gallon, Michigan, 2013 (3)
 Caught two TD passes: Patrick Skov, Georgia Tech, 2015 (2)

Scoring

Accounted for six or more touchdowns: Cody Kessler, USC, 2014 (6 passing, 0 rushing)
 Accounted for five touchdowns: Devin Gardner, Michigan, 2013 (4 passing, 1 rushing)
 Accounted for four touchdowns: Kevin Hogan, Stanford, 2015 (0 rushing, 4 passing)
 Accounted for three touchdowns: Cody Kessler, USC, 2015 (1 rushing, 2 passing)

Defense

Intercepted three or more passes: Rod Johnson, North Carolina State, 2003 (3)
 Intercepted two passes: Justin Simmons, Boston College, 2015 (2)
 Recorded three or more sacks: J.R. Tavai, USC, 2014 (3.5)
 Recorded two sacks: Darron Lee, Ohio State (Fiesta Bowl), 2015 (2.0)

Special Teams

Kicked four or more field goals: Jack Mitchell, Northwestern, 2014 (4)
 Kicked a field goal 50 or more yards: Matt Payne, BYU, 2004 (53)
 Kicked a punt of 65 or more yards: Jared Armstrong, Purdue, 2006 (69)
 Totaled 100 or more kick return yards: Christian McCaffrey, Stanford, 2015 (109)

2015 Notre Dame Football
Notre Dame Game Results (as of Jan 05, 2016)
All games

Date	Opponent		Score	Overall	Conference	Time	Attend
Sep 05, 2015	TEXAS	W	38-3	1-0	0-0	3:11	80795
Sep 12, 2015	at Virginia	W	34-27	2-0	0-0	3:36	58200
Sep 19, 2015	#14 GEORGIA TECH	W	30-22	3-0	0-0	3:32	80795
Sep 26, 2015	UMASS	W	62-27	4-0	0-0	3:30	80795
Oct 03, 2015	at #11 Clemson	L	22-24	4-1	0-0	3:20	82415
Oct 10, 2015	NAVY	W	41-24	5-1	0-0	3:14	80795
Oct 17, 2015	USC	W	41-31	6-1	0-0	3:23	80795
Oct 31, 2015	at #21 Temple	W	24-20	7-1	0-0	3:24	69280
Nov 07, 2015	at PITT	W	42-30	8-1	0-0	3:23	68400
Nov 14, 2015	WAKE FOREST	W	28-7	9-1	0-0	2:59	80795
Nov 21, 2015	vs Boston College	W	19-16	10-1	0-0	3:22	38686
Nov 28, 2015	at #13 Stanford	L	36-38	10-2	0-0	3:20	51424
Jan. 1, 2016	vs #7 Ohio State	L	28-44	10-3	0-0	3:31	71123

2015 Notre Dame Football
Notre Dame Overall Team Statistics (as of Jan 05, 2016)
All games

Team Statistics	ND	OPP
SCORING	445	313
Points Per Game	34.2	24.1
Points Off Turnovers	68	75
FIRST DOWNS	292	242
Rushing	129	109
Passing	143	108
Penalty	20	25
RUSHING YARDAGE	2699	2283
Yards gained rushing	3038	2617
Yards lost rushing	339	334
Rushing Attempts	479	496
Average Per Rush	5.6	4.6
Average Per Game	207.6	175.6
TDs Rushing	29	21
PASSING YARDAGE	3364	2562
Comp-Att-Int	241-385-10	207-374-9
Average Per Pass	8.7	6.9
Average Per Catch	14.0	12.4
Average Per Game	258.8	197.1
TDs Passing	25	18
TOTAL OFFENSE	6063	4845
Total Plays	864	870
Average Per Play	7.0	5.6
Average Per Game	466.4	372.7
KICK RETURNS: #-Yards	38-825	58-1283
PUNT RETURNS: #-Yards	27-215	22-194
INT RETURNS: #-Yards	9-65	10-38
KICK RETURN AVERAGE	21.7	22.1
PUNT RETURN AVERAGE	8.0	8.8
INT RETURN AVERAGE	7.2	3.8
FUMBLES-LOST	21-10	16-5
PENALTIES-Yards	67-586	67-647
Average Per Game	45.1	49.8
PUNTS-Yards	57-2527	73-3059
Average Per Punt	44.3	41.9
Net punt average	38.1	38.1
KICKOFFS-Yards	84-5175	59-3679
Average Per Kick	61.6	62.4
Net kick average	40.1	40.7
TIME OF POSSESSION/Game	29:39	30:21
3RD-DOWN Conversions	68/160	66/188
3rd-Down Pct	42%	35%
4TH-DOWN Conversions	5/8	14/22
4th-Down Pct	62%	64%
SACKS BY-Yards	25-172	26-159
MISC YARDS	0	0
TOUCHDOWNS SCORED	58	40
FIELD GOALS-ATTEMPTS	15-17	12-20
ON-SIDE KICKS	0-1	1-5
RED-ZONE SCORES	(43-53) 81%	(33-41) 80%
RED-ZONE TOUCHDOWNS	(31-53) 58%	(27-41) 66%
PAT-ATTEMPTS	(50-52) 96%	(35-36) 97%
ATTENDANCE	484770	329719
Games/Avg Per Game	6/80795	5/65944
Neutral Site Games		2/54904

Score by Quarters	1st	2nd	3rd	4th	OT	Total
Notre Dame	123	105	97	120	0	445
Opponents	71	91	58	93	0	313

2015 Notre Dame Football
Notre Dame Individual Season/Career Statistics (as of Jan 05, 2016)
All games

	SEASON									CAREER								
Rushing	gp	att	gain	loss	net	avg	td	lg	avg/g	gp	att	gain	loss	net	avg	td	lg	avg/g
PROSISE, C.J.	11	156	1100	68	1032	6.6	11	91	93.8	37	166	1234	76	1158	7.0	12	91	31.3
ADAMS, Josh	13	117	869	34	835	7.1	6	98	64.2	13	117	869	34	835	7.1	6	98	64.2
KIZER, DeShone	13	134	674	154	520	3.9	10	79	40.0	13	134	674	154	520	3.9	10	79	40.0
ZAIRE, Malik	2	19	129	26	103	5.4	0	39	51.5	9	52	342	52	290	5.6	2	56	32.2
WIMBUSH,Brandon	2	7	109	13	96	13.7	1	58	48.0	2	7	109	13	96	13.7	1	58	48.0
WILLIAMS, Dexter	7	21	84	3	81	3.9	1	14	11.6	7	21	84	3	81	3.9	1	14	11.6
CARLISLE, Amir	13	5	35	1	34	6.8	0	20	2.6	38	59	293	9	284	4.8	0	45	7.5
FOLSTON, Tarean	1	3	19	0	19	6.3	0	15	19.0	26	266	1424	46	1378	5.2	9	43	53.0
HUNTER JR,Torii	13	5	18	2	16	3.2	0	8	1.2	23	7	31	2	29	4.1	0	8	1.3
ANDERSON, Josh	1	2	1	1	0	0.0	0	1	0.0	1	2	1	1	0	0.0	0	1	0.0
TEAM	7	10	0	37	-37	-3.7	0	0	-5.3									
Total	13	479	3038	339	2699	5.6	29	98	207.6									
Opponents	13	496	2617	334	2283	4.6	21	83	175.6									
Passing	gp	effic	comp-att-int	pct	yds	td	lg	avg/g	gp	effic	comp-att-int	pct	yds	td	lg	avg/g		
KIZER, DeShone	13	150.02	211-335-10	63.0	2884	21	81	221.8	13	150.02	211-335-10	63.0	2884	21	81	221.8		
ZAIRE, Malik	2	187.88	26-40-0	65.0	428	4	66	214.0	9	162.39	47-75-0	62.7	694	5	66	77.1		
WIMBUSH,Brandon	2	88.56	3-5-0	60.0	17	0	9	8.5	2	88.56	3-5-0	60.0	17	0	9	8.5		
HUNTER JR,Torii	13	131.33	1-3-0	33.3	35	0	35	2.7	23	131.33	1-3-0	33.3	35	0	35	1.5		
TEAM	7	0.00	0-2-0	0.0	0	0	0	0.0										
Total	13	152.23	241-385-10	62.6	3364	25	81	258.8										
Opponents	13	123.96	207-374-9	55.3	2562	18	83	197.1										
Receiving	gp	no.	yds	avg	td	lg	avg/g	gp	no.	yds	avg	td	lg	avg/g				
FULLER, Will	13	62	1258	20.3	14	81	96.8	39	144	2512	17.4	30	81	64.4				
BROWN, Chris	13	48	597	12.4	4	38	45.9	51	104	1410	13.6	6	50	27.6				
CARLISLE, Amir	13	32	355	11.1	1	33	27.3	38	62	694	11.2	4	35	18.3				
HUNTER JR,Torii	13	28	363	13.0	2	40	27.9	23	35	428	12.2	3	40	18.6				
PROSISE, C.J.	11	26	308	11.8	1	56	28.0	37	62	896	14.5	3	78	24.2				
ROBINSON, Corey	12	16	200	12.5	1	22	16.7	38	65	896	13.8	7	35	23.6				
JONES, Alize	13	13	190	14.6	0	45	14.6	13	13	190	14.6	0	45	14.6				
ADAMS, Josh	13	7	42	6.0	1	22	3.2	13	7	42	6.0	1	22	3.2				
WEISHAR, Nic	12	3	19	6.3	0	8	1.6	12	3	19	6.3	0	8	1.6				
SMYTHE, Durham	3	3	18	6.0	1	7	6.0	16	4	25	6.2	1	7	1.6				
ST. BROWN, E.	7	1	8	8.0	0	8	1.1	7	1	8	8.0	0	8	1.1				
HOUNSHELL, Chase	13	1	6	6.0	0	6	0.5	24	1	6	6.0	0	6	0.2				
SANDERS, C.J.	13	1	0	0.0	0	0	0.0	13	1	0	0.0	0	0	0.0				
Total	13	241	3364	14.0	25	81	258.8											
Opponents	13	207	2562	12.4	18	83	197.1											
Total Offense	g	plays	rush	pass	total	avg/g	g	plays	rush	pass	total	avg/g						
KIZER, DeShone	13	469	520	2884	3404	261.8	13	469	520	2884	3404	261.8						
PROSISE, C.J.	11	156	1032	0	1032	93.8	37	166	1158	0	1158	31.3						
ADAMS, Josh	13	117	835	0	835	64.2	13	117	835	0	835	64.2						
ZAIRE, Malik	2	59	103	428	531	265.5	9	127	290	694	984	109.3						
WIMBUSH,Brandon	2	12	96	17	113	56.5	2	12	96	17	113	56.5						
WILLIAMS, Dexter	7	21	81	0	81	11.6	7	21	81	0	81	11.6						
HUNTER JR,Torii	13	8	16	35	51	3.9	23	10	29	35	64	2.8						
CARLISLE, Amir	13	5	34	0	34	2.6	38	59	284	0	284	7.5						
FOLSTON, Tarean	1	3	19	0	19	19.0	26	266	1378	0	1378	53.0						
TEAM	7	12	-37	0	-37	-5.3												
Total	13	864	2699	3364	6063	466.4												
Opponents	13	870	2283	2562	4845	372.7												

2015 Notre Dame Football
Notre Dame Individual Season/Career Statistics (as of Jan 05, 2016)
All games

Scoring	SEASON						CAREER												
	td	fg	kick	PAT			dxp	saf	pts	td	fg	kick	PAT			dxp	saf	pts	
				rush	rcv	pass							rush	rcv	pass				
YOON, Justin	-	15-17	50-52	-	-	-	-	-	95	-	15-17	50-52	-	-	-	-	-	-	95
FULLER, Will	14	-	-	-	-	-	-	-	84	30	-	-	-	-	-	-	-	-	180
PROSISE, C.J.	12	-	-	-	-	-	-	-	72	15	-	-	-	-	-	-	-	-	90
KIZER, DeShone	10	-	-	0-2	-	1-4	-	-	60	10	-	-	0-2	-	1-4	-	-	-	60
ADAMS, Josh	7	-	-	-	-	-	-	-	42	7	-	-	-	-	-	-	-	-	42
BROWN, Chris	4	-	-	-	-	-	-	-	24	6	-	-	-	-	-	-	-	-	36
HUNTER JR, Torii	2	-	-	-	1	-	-	-	14	3	-	-	-	1	-	-	-	-	20
CARLISLE, Amir	2	-	-	-	-	-	-	-	12	5	-	-	-	-	-	-	-	-	30
SANDERS, C.J.	2	-	-	-	-	-	-	-	12	2	-	-	-	-	-	-	-	-	12
WIMBUSH, Brandon	1	-	-	-	-	-	-	-	6	1	-	-	-	-	-	-	-	-	6
SMYTHE, Durham	1	-	-	-	-	-	-	-	6	1	-	-	-	-	-	-	-	-	6
TRUMBETTI, Andrew	1	-	-	-	-	-	-	-	6	1	-	-	-	-	-	-	-	-	6
ROBINSON, Corey	1	-	-	-	-	-	-	-	6	7	-	-	-	-	-	-	-	-	42
WILLIAMS, Dexter	1	-	-	-	-	-	-	-	6	1	-	-	-	-	-	-	-	-	6
Total	58	15-17	50-52	0-2	1	1-4	-	-	445										
Opponents	40	12-20	35-36	1-1	-	0-3	-	-	313										

Punt Returns	no.	yds	avg	td	lg	no.	yds	avg	td	lg
SANDERS, C.J.	25	182	7.3	1	50	25	182	7.3	1	50
FULLER, Will	1	10	10.0	0	10	2	10	5.0	0	10
ST. BROWN, E.	1	18	18.0	0	0	1	18	18.0	0	0
CARLISLE, Amir	0	5	0.0	1	5	1	5	5.0	1	5
Total	27	215	8.0	2	50					
Opponents	22	194	8.8	0	29					

Kick Returns	no.	yds	avg	td	lg	no.	yds	avg	td	lg
SANDERS, C.J.	28	640	22.9	1	93	28	640	22.9	1	93
CARLISLE, Amir	8	156	19.5	0	29	46	998	21.7	0	47
RANDOLPH, Doug	1	9	9.0	0	9	1	9	9.0	0	9
WILLIAMS, Dexter	1	20	20.0	0	20	1	20	20.0	0	20
Total	38	825	21.7	1	93					
Opponents	58	1283	22.1	0	67					

Interceptions	no.	yds	avg	td	lg	no.	yds	avg	td	lg
LUKE, Cole	2	-3	-1.5	0	0	6	10	1.7	0	16
RUSSELL, KeiVarae	2	0	0.0	0	0	5	31	6.2	0	31
FARLEY, Matthias	1	0	0.0	0	0	8	175	21.9	0	49
REDFIELD, Max	1	19	19.0	0	19	2	36	18.0	0	19
SHUMATE, Elijah	1	0	0.0	0	0	2	16	8.0	0	16
SCHMIDT, Joe	1	21	21.0	0	21	3	21	7.0	0	21
TRUMBETTI, Andrew	1	28	28.0	1	28	1	28	28.0	1	28
Total	9	65	7.2	1	28					
Opponents	10	38	3.8	0	21					

Fumble Returns	no.	yds	avg	td	lg	no.	yds	avg	td	lg
SMITH, Jaylon	1	17	17.0	0	17	1	17	17.0	0	17
Total	1	17	17.0	0	17					
Opponents	4	61	15.2	1	32					

2015 Notre Dame Football
Notre Dame Individual Season/Career Statistics (as of Jan 05, 2016)
All games

All Purpose	SEASON								CAREER							
	g	rush	rcv	pr	kr	ir	total	avg/g	g	rush	rcv	pr	kr	ir	total	avg/g
PROSISE, C.J.	11	1032	308	0	0	0	1340	121.8	37	1158	896	0	0	0	2054	55.5
FULLER, Will	13	0	1258	10	0	0	1268	97.5	39	8	2512	10	0	0	2530	64.9
ADAMS, Josh	13	835	42	0	0	0	877	67.5	13	835	42	0	0	0	877	67.5
SANDERS, C.J.	13	0	0	182	640	0	822	63.2	13	0	0	182	640	0	822	63.2
BROWN, Chris	13	0	597	0	0	0	597	45.9	51	5	1410	0	0	0	1415	27.7
CARLISLE, Amir	13	34	355	5	156	0	550	42.3	38	284	694	5	998	0	1981	52.1
KIZER, DeShone	13	520	0	0	0	0	520	40.0	13	520	0	0	0	0	520	40.0
HUNTER JR, Tori	13	16	363	0	0	0	379	29.2	23	29	428	0	0	0	457	19.9
ROBINSON, Cor	12	0	200	0	0	0	200	16.7	38	0	896	0	0	0	896	23.6
JONES, Alize	13	0	190	0	0	0	190	14.6	13	0	190	0	0	0	190	14.6
ZAIRE, Malik	2	103	0	0	0	0	103	51.5	9	290	0	0	0	0	290	32.2
WILLIAMS, Dext	7	81	0	0	20	0	101	14.4	7	81	0	0	20	0	101	14.4
WIMBUSH, Brand	2	96	0	0	0	0	96	48.0	2	96	0	0	0	0	96	48.0
TRUMBETTI, An	12	0	0	0	0	28	28	2.3	24	0	0	0	0	28	28	1.2
ST. BROWN, E.	7	0	8	18	0	0	26	3.7	7	0	8	18	0	0	26	3.7
SCHMIDT, Joe	13	0	0	0	0	21	21	1.6	44	0	0	0	0	21	21	0.5
REDFIELD, Max	11	0	0	0	0	19	19	1.7	36	0	0	0	0	36	36	1.0
WEISHAR, Nic	12	0	19	0	0	0	19	1.6	12	0	19	0	0	0	19	1.6
FOLSTON, Tare	1	19	0	0	0	0	19	19.0	26	1378	225	0	0	0	1603	61.7
SMYTHE, Durha	3	0	18	0	0	0	18	6.0	16	0	25	0	0	0	25	1.6
RANDOLPH, Do	13	0	0	0	9	0	9	0.7	19	0	0	0	9	0	9	0.5
HOUNSHELL, C	13	0	6	0	0	0	6	0.5	24	0	6	0	0	0	6	0.2
LUKE, Cole	13	0	0	0	0	-3	-3	-0.2	39	0	0	0	0	10	10	0.3
TEAM	7	-37	0	0	0	0	-37	-5.3								
Total	13	2699	3364	215	825	65	7168	551.4								
Opponents	13	2283	2562	194	1283	38	6360	489.2								

Field Goals	att	good	long	blkd	att	good	long	blkd
YOON, Justin	17	15	52	0	17	15	52	0
Total	17	15	52	0				
Opponents	20	12	45	0				

Punting	no.	yds	avg	lg	blk	no.	yds	avg	lg	blk
NEWSOME, Tyler	55	2446	44.5	62	0	55	2446	44.5	62	0
KIZER, DeShone	2	81	40.5	43	0	2	81	40.5	43	0
Total	57	2527	44.3	62	0					
Opponents	73	3059	41.9	59	1					

Kickoffs	no.	yds	avg	tb	ob	no.	yds	avg	tb	ob
NEWSOME, Tyler	84	5175	61.6	21	5	84	5175	61.6	21	5
Total	84	5175	61.6	21	5					
Opponents	59	3679	62.4	18	3					

2015 Notre Dame Football
Notre Dame Individual Season/Career Statistics (as of Jan 05, 2016)
All games

##	Defensive Leaders	SEASON										CAREER											
		gp	ua	a	total	tfl	sack	int	pbu	fr	ff	blk	gp	ua	a	total	tfl	sack	int	pbu	fr	ff	blk
9	SMITH, Jaylon	13	69	45	114	9.0	1.0	.	5	2	1	.	39	175	118	293	24.5	4.5	1	10	3	3	.
38	SCHMIDT, Joe	13	42	36	78	4.0	2.0	1	3	.	.	.	44	96	68	164	6.5	2.0	3	5	.	2	.
22	SHUMATE, Elijah	13	52	18	70	6.5	.	1	2	.	.	.	48	114	54	168	10.0	1.0	2	10	1	.	.
10	REDFIELD, Max	11	39	25	64	2.0	1.0	1	2	.	.	.	36	82	62	144	2.5	1.0	2	4	.	.	.
90	ROCHELL, Isaac	13	31	32	63	7.5	1.0	.	2	.	.	.	37	55	57	112	15.0	3.5	.	5	1	.	1
6	RUSSELL, KeiVarae	11	48	12	60	3.5	1.0	2	4	.	2	.	37	125	44	169	7.0	1.5	5	14	1	2	.
45	OKWARA, Romeo	13	31	17	48	12.5	8.0	.	1	.	1	.	52	60	53	113	19.5	12.5	.	1	1	3	1
91	DAY, Sheldon	13	33	12	45	15.5	4.0	.	4	.	2	.	48	91	50	141	32.0	7.5	.	8	2	2	.
41	FARLEY, Matthias	13	27	14	41	0.0	.	1	1	.	1	.	52	115	77	192	9.5	3.5	8	5	.	1	.
36	LUKE, Cole	13	29	12	41	1.0	.	2	5	.	.	.	39	70	34	104	3.5	1.0	6	18	.	2	.
17	ONWUALU, James	11	21	17	38	6.0	3.0	.	2	.	1	.	36	40	28	68	8.0	3.0	.	2	.	1	.
48	MARTINI, Greer	13	19	16	35	2.5	1.0	26	36	25	61	4.5	2.0
59	GRACE, Jarrett	13	15	11	26	1.5	33	39	40	79	2.5	.	.	1	.	.	.
75	CAGE, Daniel	11	8	10	18	4.0	22	9	13	22	4.5
5	MORGAN, Nyles	13	9	8	17	0.0	1	.	25	32	32	64	3.5	0.5	.	1	.	1	.
98	TRUMBETTI, Andrew	12	11	5	16	2.5	1.0	1	24	26	11	37	8.0	2.0	1
4	CONEY, Te'von	12	6	7	13	0.5	12	6	7	13	0.5
99	TILLERY, Jerry	12	9	3	12	2.0	1.0	12	9	3	12	2.0	1.0
12	BUTLER, Devin	12	6	5	11	0.0	.	.	2	1	.	.	37	31	8	39	0.0	.	1	7	1	1	.
23	TRANQUILL, Drue	3	6	3	9	2.5	.	.	2	.	.	.	14	22	20	42	3.5	0.5	1	2	1	.	1
21	WATKINS, Nick	12	5	3	8	0.0	.	.	1	.	.	.	23	5	3	8	0.0	.	.	1	.	.	.
29	BARATTI, Nicky	13	5	2	7	0.0	28	10	5	15	0.0	.	1	.	1	.	.
44	RANDOLPH, Doug	13	4	1	5	0.0	19	4	2	6	0.0
55	BONNER, Johnathan	10	1	4	5	1.0	1.0	.	.	.	1	.	10	1	4	5	1.0	1.0	.	.	.	1	.
24	COLEMAN, Nick	13	2	3	5	0.0	.	.	2	.	.	.	13	2	3	5	0.0	.	.	2	.	.	.
85	NEWSOME, Tyler	13	3	1	4	0.0	13	3	1	4	0.0
16	HUNTER JR, Torii	13	1	1	2	0.0	23	1	1	2	0.0
47	CAVALARIS, Connor	6	1	1	2	0.0	31	3	7	10	0.0
7	FULLER, Will	13	2	.	2	0.0	39	5	.	5	0.0
31	TURNER, John	6	1	.	1	0.0	32	5	4	9	0.0
28	FERTITTA, Nicco	11	1	.	1	0.0	1	.	11	1	.	1	0.0	1	.
89	MATUSKA, Jacob	1	.	1	1	0.0	8	5	2	7	1.0	1.0
33	ADAMS, Josh	13	.	1	1	0.0	13	.	1	1	0.0
9A	SANDERS, C.J.	13	.	1	1	0.0	13	.	1	1	0.0
1A	JONES, Alize	13	1	.	1	0.0	13	1	.	1	0.0
92	BLANKENSHIP, Grant	3	.	1	1	0.0	14	8	5	13	1.0	1.0
61	DALY, Scott	13	1	.	1	0.0	.	.	.	1	.	.	39	2	1	3	0.0	.	.	.	1	.	.
86	ST. BROWN, E.	7	.	.	.	0.0	1	.	7	.	.	.	0.0	1
Total		13	539	328	867	84	25	9	37	5	10	2											
Opponents		13	497	354	851	83	26	10	28	10	15	.											

2015 Notre Dame Football
Notre Dame Game Superlatives (as of Jan 05, 2016)
All games

INDIVIDUAL GAME HIGHS

Rushes	22	PROSISE, C.J. vs Georgia Tech (Sep 19, 2015)
Yards Rushing	198	PROSISE, C.J. vs Georgia Tech (Sep 19, 2015)
TD Rushes	3	PROSISE, C.J. vs Georgia Tech (Sep 19, 2015)
	3	PROSISE, C.J. vs Navy (Oct 10, 2015)
Long Rush	98	ADAMS, Josh vs Wake Forest (Nov 14, 2015)
Pass attempts	39	KIZER, DeShone vs Boston College (Nov 21, 2015)
Pass completions	23	KIZER, DeShone at Temple (Oct 31, 2015)
Yards Passing	324	KIZER, DeShone vs Boston College (Nov 21, 2015)
TD Passes	5	KIZER, DeShone at PITT (Nov 07, 2015)
Long Pass	81	KIZER, DeShone vs Ohio State (Jan. 1, 2016)
Receptions	8	BROWN, Chris vs Georgia Tech (Sep 19, 2015)
	8	CARLISLE, Amir vs Boston College (Nov 21, 2015)
Yards Receiving	152	FULLER, Will at PITT (Nov 07, 2015)
TD Receptions	3	FULLER, Will at PITT (Nov 07, 2015)
Long Reception	81	FULLER, Will vs Ohio State (Jan. 1, 2016)
Field Goals	3	YOON, Justin at Stanford (Nov 28, 2015)
Long Field Goal	52	YOON, Justin vs Navy (Oct 10, 2015)
Punts	7	NEWSOME, Tyler at Clemson (Oct 03, 2015)
Punting Avg	55.8	NEWSOME, Tyler at Virginia (Sep 12, 2015)
Long Punt	62	NEWSOME, Tyler at Virginia (Sep 12, 2015)
Punts inside 20	4	NEWSOME, Tyler at Clemson (Oct 03, 2015)
Long Punt Return	50	SANDERS, C.J. vs UMass (Sep 26, 2015)
Long Kickoff Return	93	SANDERS, C.J. at Stanford (Nov 28, 2015)
Tackles	15	SMITH, Jaylon at Stanford (Nov 28, 2015)
Sacks	2.0	SCHMIDT, Joe vs Georgia Tech (Sep 19, 2015)
	2.0	OKWARA, Romeo at PITT (Nov 07, 2015)
	2.0	OKWARA, Romeo vs Wake Forest (Nov 14, 2015)
Tackles For Loss	3.0	OKWARA, Romeo at Temple (Oct 31, 2015)
Interceptions	1	LUKE, Cole vs UMass (Sep 26, 2015)
	1	LUKE, Cole at Clemson (Oct 03, 2015)
	1	SHUMATE, Elijah vs Navy (Oct 10, 2015)
	1	RUSSELL, KeiVarae vs USC (Oct 17, 2015)
	1	REDFIELD, Max vs USC (Oct 17, 2015)
	1	RUSSELL, KeiVarae at Temple (Oct 31, 2015)
	1	FARLEY, Matthias at PITT (Nov 07, 2015)
	1	TRUMBETTI, Andrew vs Wake Forest (Nov 14, 2015)
	1	SCHMIDT, Joe vs Ohio State (Jan. 1, 2016)

**2015 Notre Dame Football
Notre Dame Game Superlatives (as of Jan 05, 2016)
All games**

TEAM GAME HIGHS

Rushes	52	vs Texas (Sep 05, 2015)
Yards Rushing	457	vs UMass (Sep 26, 2015)
Yards Per Rush	9.0	vs UMass (Sep 26, 2015)
TD Rushes	6	vs UMass (Sep 26, 2015)
Pass attempts	39	vs Boston College (Nov 21, 2015)
Pass completions	23	at Temple (Oct 31, 2015)
Yards Passing	324	vs Boston College (Nov 21, 2015)
Yards Per Pass	13.6	vs Texas (Sep 05, 2015)
TD Passes	5	at PITT (Nov 07, 2015)
Total Plays	79	vs UMass (Sep 26, 2015)
Total Offense	681	vs UMass (Sep 26, 2015)
Yards Per Play	8.9	at Stanford (Nov 28, 2015)
Points	62	vs UMass (Sep 26, 2015)
Sacks By	4	vs Texas (Sep 05, 2015)
First Downs	30	vs Texas (Sep 05, 2015)
	30	vs UMass (Sep 26, 2015)
Penalties	8	vs Georgia Tech (Sep 19, 2015)
	8	vs UMass (Sep 26, 2015)
	8	at Temple (Oct 31, 2015)
Penalty Yards	81	at Temple (Oct 31, 2015)
Turnovers	5	vs Boston College (Nov 21, 2015)
Interceptions By	2	vs USC (Oct 17, 2015)
Punts	7	at Clemson (Oct 03, 2015)
Punting Avg	55.8	at Virginia (Sep 12, 2015)
Long Punt	62	at Virginia (Sep 12, 2015)
Punts inside 20	4	at Clemson (Oct 03, 2015)
Long Punt Return	50	vs UMass (Sep 26, 2015)

**2015 Notre Dame Football
Notre Dame Game Superlatives (as of Jan 05, 2016)
All games**

OPPONENT INDIVIDUAL GAME HIGHS

Rushes	27	McCaffrey,C, at Stanford (Nov 28, 2015)
	27	Elliott, E, vs Ohio State (Jan. 1, 2016)
Yards Rushing	149	Elliott, E, vs Ohio State (Jan. 1, 2016)
TD Rushes	4	Elliott, E, vs Ohio State (Jan. 1, 2016)
Long Rush	83	Young, M., vs UMass (Sep 26, 2015)
Pass attempts	46	Kessler, Cody, vs USC (Oct 17, 2015)
Pass completions	30	Kessler, Cody, vs USC (Oct 17, 2015)
Yards Passing	365	Kessler, Cody, vs USC (Oct 17, 2015)
TD Passes	4	Hogan,K, at Stanford (Nov 28, 2015)
Long Pass	83	Kessler, Cody, vs USC (Oct 17, 2015)
Receptions	11	Severin, C, at Virginia (Sep 12, 2015)
Yards Receiving	153	Severin, C, at Virginia (Sep 12, 2015)
TD Receptions	2	Skov, P., vs Georgia Tech (Sep 19, 2015)
Long Reception	83	Jackson, Adoree, vs USC (Oct 17, 2015)
Field Goals	3	Nuernberger, S, vs Ohio State (Jan. 1, 2016)
Long Field Goal	45	Ukropina,C, at Stanford (Nov 28, 2015)
Punts	10	Dickson, Michae, vs Texas (Sep 05, 2015)
Punting Avg	50.0	Kinal, A, vs Wake Forest (Nov 14, 2015)
Long Punt	59	Conte, N, at Virginia (Sep 12, 2015)
Punts inside 20	4	TEASDALL, at Clemson (Oct 03, 2015)
Long Punt Return	29	Marshall, Jalin, vs Ohio State (Jan. 1, 2016)
Long Kickoff Return	67	Walker,M, vs Boston College (Nov 21, 2015)
Tackles	13	MATAKEVICH,T., at Temple (Oct 31, 2015)
Sacks	2.0	DODD, at Clemson (Oct 03, 2015)
	2.0	Price, E., at PITT (Nov 07, 2015)
	2.0	Lee, Darron, vs Ohio State (Jan. 1, 2016)
Tackles For Loss	3.5	LAWSON, at Clemson (Oct 03, 2015)
	3.5	DODD, at Clemson (Oct 03, 2015)
Interceptions	2	Simmons,J, vs Boston College (Nov 21, 2015)

**2015 Notre Dame Football
Notre Dame Game Superlatives (as of Jan 05, 2016)
All games**

OPPONENT TEAM GAME HIGHS

Rushes	54	vs Ohio State (Jan. 1, 2016)
Yards Rushing	318	vs Navy (Oct 10, 2015)
Yards Per Rush	6.5	vs Navy (Oct 10, 2015)
TD Rushes	4	vs Ohio State (Jan. 1, 2016)
Pass attempts	48	vs UMass (Sep 26, 2015)
Pass completions	31	vs USC (Oct 17, 2015)
Yards Passing	440	vs USC (Oct 17, 2015)
Yards Per Pass	12.8	at Stanford (Nov 28, 2015)
TD Passes	4	at Stanford (Nov 28, 2015)
Total Plays	85	vs Ohio State (Jan. 1, 2016)
Total Offense	590	vs USC (Oct 17, 2015)
Yards Per Play	7.7	vs USC (Oct 17, 2015)
Points	44	vs Ohio State (Jan. 1, 2016)
Sacks By	4	at Clemson (Oct 03, 2015)
	4	vs USC (Oct 17, 2015)
	4	at PITT (Nov 07, 2015)
	4	vs Ohio State (Jan. 1, 2016)
First Downs	27	vs Ohio State (Jan. 1, 2016)
Penalties	10	vs USC (Oct 17, 2015)
Penalty Yards	105	vs USC (Oct 17, 2015)
Turnovers	3	vs Navy (Oct 10, 2015)
Interceptions By	3	vs Boston College (Nov 21, 2015)
Punts	10	vs Texas (Sep 05, 2015)
Punting Avg	50.0	vs Wake Forest (Nov 14, 2015)
Long Punt	59	at Virginia (Sep 12, 2015)
Punts inside 20	5	at Clemson (Oct 03, 2015)
Long Punt Return	29	vs Ohio State (Jan. 1, 2016)

2015 Notre Dame Football
Notre Dame Team Game-by-Game (as of Jan 05, 2016)
All games

TEAM STATISTICS

Date	Opponent	Rushing				Receiving				Passing				Kick Returns				Punt Returns				tot off
		no.	yds	td	lg	no.	yds	td	lg	cmp-att-int	yds	td	lg	no.	yds	td	lg	no.	yds	td	lg	
Sep 05	TEXAS	52	214	2	25	19	313	3	66	19-23-0	313	3	66	1	10	0	10	3	-1	0	5	527
Sep 12	at Virginia	34	253	1	39	15	207	3	59	15-30-0	207	3	59	2	35	0	20	4	48	0	30	460
Sep 19	GEORGIA TECH	32	215	3	91	21	242	1	46	21-30-1	242	1	46	1	16	0	16	2	7	0	6	457
Sep 26	UMASS	51	457	6	70	18	224	2	37	18-28-1	224	2	37	4	95	0	29	3	63	1	50	681
Oct 03	at Clemson	32	111	1	26	19	321	2	56	19-35-1	321	2	56	4	100	0	46	2	10	0	10	432
Oct 10	NAVY	40	178	4	22	22	281	1	30	22-31-1	281	1	30	4	84	0	23	0	0	0	0	459
Oct 17	USC	35	214	2	31	16	262	2	75	16-25-0	262	2	75	6	135	0	33	2	48	1	25	476
Oct 31	at Temple	31	168	2	79	23	299	1	45	23-36-2	299	1	45	3	64	0	22	3	18	0	7	467
Nov 07	at PITT	42	175	1	25	19	262	5	47	19-26-0	262	5	47	0	0	0	0	3	18	0	9	437
Nov 14	WAKE FOREST	30	171	3	98	13	111	0	22	13-19-0	111	0	22	0	0	0	0	0	0	0	0	282
Nov 21	vs Boston College	33	123	0	31	21	324	2	38	21-39-3	324	2	38	2	44	0	28	3	-4	0	0	447
Nov 28	at Stanford	35	299	2	62	13	234	1	73	13-25-0	234	1	73	6	182	1	93	2	8	0	5	533
Jan. 1	vs Ohio State	32	121	2	20	22	284	2	81	22-38-1	284	2	81	5	60	0	17	0	0	0	0	405
Opponents		479	2699	29	98	241	3364	25	81	241-385-10	3364	25	81	38	825	1	93	27	215	2	50	6063
Opponents		496	2283	21	83	207	2562	18	83	207-374-9	2562	18	83	58	1283	0	67	22	194	0	29	4845

Games played: 13
 Avg per rush: 5.6
 Avg per catch: 14.0
 Pass efficiency: 152.23
 Kick ret avg: 21.7
 Punt ret avg: 8.0
 All purpose avg/game: 551.4
 Total offense avg/gm: 466.4

Date	Opponent	Tackles				Sacks no-yds	Fumble		Pass Defense			blkd kick	PAT Attempts			off				
		ua	a	total	tfl-yds		ff	fr-yds	int-yds	qbh	brup		kick	rush	rcv	saf	t/o	pts		
Sep 05	TEXAS	26	30	56	7.0-40	4.0-31	0	0-0	0-0	8	2	0	5-5	0	0	0	0	0	0	38
Sep 12	at Virginia	39	30	69	6.0-28	1.0-11	1	1-0	0-0	0	4	0	2-2	0	1	0	0	0	0	34
Sep 19	GEORGIA TECH	39	26	65	6.0-26	2.0-10	3	1-17	0-0	7	6	0	3-4	0	0	0	0	6	30	
Sep 26	UMASS	46	32	78	9.0-35	2.0-19	1	0-0	1--3	8	7	1	8-9	0	0	0	0	0	62	
Oct 03	at Clemson	46	14	60	6.0-12	0.0-0	0	0-0	1-0	3	0	0	1-1	0	0	0	0	0	22	
Oct 10	NAVY	33	38	71	6.0-16	1.0-5	1	2-0	1-0	2	0	0	5-5	0	0	0	0	28	41	
Oct 17	USC	45	26	71	6.0-17	2.0-9	0	0-0	2-19	8	3	1	5-5	0	0	0	0	6	41	
Oct 31	at Temple	35	18	53	7.0-22	2.0-6	1	0-0	1-0	0	4	0	3-3	0	0	0	0	0	24	
Nov 07	at PITT	35	24	59	5.0-28	3.0-25	0	0-0	1-0	8	2	0	6-6	0	0	0	0	0	42	
Nov 14	WAKE FOREST	40	38	78	8.0-37	3.0-23	1	0-0	1-28	7	2	0	4-4	0	0	0	0	14	28	
Nov 21	vs Boston College	43	12	55	6.0-28	2.0-15	1	1-0	0-0	0	2	0	1-1	0	0	0	0	0	19	
Nov 28	at Stanford	44	26	70	5.0-12	1.0-7	0	0-0	0-0	0	1	0	3-3	0	0	0	0	0	36	
Jan. 1	vs Ohio State	68	14	82	7.0-24	2.0-11	1	0-0	1-21	3	4	0	4-4	0	0	0	0	14	28	
Opponents		539	328	867	84.0-325	25.0-172	10	5-17	9-65	54	37	2	50-52	0	1	0	68	445		
Opponents		497	354	851	83.0-298	26.0-159	15	10-61	10-38	18	28	0	35-36	1	0	0	75	313		

Date	Opponent	Punting										Field Goals			Kickoffs			
		no.	yds	avg	long	blkd	tb	fc	50+	i20	md-att	long	blkd	no.	yds	avg	tb	ob
Sep 05	TEXAS	4	165	41.2	50	0	1	1	1	3	1-2	38	0	7	426	60.9	0	1
Sep 12	at Virginia	4	223	55.8	62	0	2	0	3	1	2-3	45	0	7	427	61.0	3	0
Sep 19	GEORGIA TECH	5	198	39.6	53	0	0	2	1	2	1-1	29	0	6	377	62.8	3	0
Sep 26	UMASS	5	262	52.4	59	0	3	0	3	1	0-0	0	0	10	624	62.4	2	0
Oct 03	at Clemson	7	263	37.6	53	0	0	0	1	4	1-1	46	0	4	248	62.0	0	0
Oct 10	NAVY	2	84	42.0	46	0	0	0	0	1	2-2	52	0	7	425	60.7	2	0
Oct 17	USC	5	190	38.0	44	0	0	0	0	3	2-2	32	0	8	481	60.1	1	1
Oct 31	at Temple	4	135	33.8	41	0	0	1	0	1	1-1	23	0	5	317	63.4	2	1
Nov 07	at PITT	4	207	51.8	57	0	0	0	3	0	0-0	0	0	7	434	62.0	2	1
Nov 14	WAKE FOREST	5	220	44.0	54	0	0	1	1	3	0-0	0	0	5	311	62.2	2	1
Nov 21	vs Boston College	4	188	47.0	55	0	1	1	3	3	2-2	35	0	5	283	56.6	0	0
Nov 28	at Stanford	2	103	51.5	52	0	0	1	2	0	3-3	29	0	8	503	62.9	2	0
Jan. 1	vs Ohio State	6	289	48.2	59	0	1	0	3	1	0-0	0	0	5	319	63.8	2	0
Opponents		57	2527	44.3	62	0	8	7	21	23	15-17	52	0	84	5175	61.6	21	5
Opponents		73	3059	41.9	59	1	3	21	18	26	12-20	45	0	59	3679	62.4	18	3

2015 Notre Dame Football
Notre Dame Opponent Game-by-Game (as of Jan 05, 2016)
All games

OPPONENT STATISTICS

Date	Opponent	Rushing				Receiving				Passing				Kick Returns				Punt Returns				tot off
		no.	yds	td	lg	no.	yds	td	lg	cmp-att-int	yds	td	lg	no.	yds	td	lg	no.	yds	td	lg	
Sep 05	TEXAS	29	60	0	11	8	103	0	48	8-23-0	103	0	48	6	125	0	24	2	3	0	3	163
Sep 12	at Virginia	30	127	2	35	26	289	2	42	26-38-0	289	2	42	4	51	0	16	1	11	0	11	416
Sep 19	GEORGIA TECH	47	216	1	48	8	121	2	28	8-24-0	121	2	28	3	60	0	21	3	43	0	18	337
Sep 26	UMASS	29	148	3	83	28	302	1	56	28-48-1	302	1	56	8	151	0	28	1	7	0	7	450
Oct 03	at Clemson	43	212	1	38	10	84	2	24	10-21-1	84	2	24	4	128	0	44	1	0	0	0	296
Oct 10	NAVY	49	318	3	51	3	22	0	11	3-6-1	22	0	11	5	147	0	58	0	0	0	0	340
Oct 17	USC	30	150	1	65	31	440	3	83	31-47-2	440	3	83	6	137	0	33	0	0	0	0	590
Oct 31	at Temple	32	107	1	39	13	188	1	31	13-30-1	188	1	31	2	36	0	19	1	13	0	13	295
Nov 07	at PITT	31	175	2	37	12	223	1	51	12-32-1	223	1	51	4	66	0	24	4	28	0	17	398
Nov 14	WAKE FOREST	44	121	1	23	19	219	0	52	19-30-1	219	0	52	2	39	0	20	3	16	0	14	340
Nov 21	vs Boston College	35	211	1	80	13	91	1	22	13-23-0	91	1	22	5	124	0	67	1	-6	0	0	302
Nov 28	at Stanford	43	153	1	21	17	269	4	42	17-21-0	269	4	42	6	131	0	26	1	6	0	6	422
Jan. 1	vs Ohio State	54	285	4	47	19	211	1	30	19-31-1	211	1	30	3	88	0	38	4	73	0	29	496
		496	2283	21	83	207	2562	18	83	207-374-9	2562	18	83	58	1283	0	67	22	194	0	29	4845
Notre Dame		479	2699	29	98	241	3364	25	81	241-385-10	3364	25	81	38	825	1	93	27	215	2	50	6063

Games played: 13
 Avg per rush: 4.6
 Avg per catch: 12.4
 Pass efficiency: 123.96
 Kick ret avg: 22.1
 Punt ret avg: 8.8
 All purpose avg/game: 489.2
 Total offense avg/gm: 372.7

Date	Opponent	Tackles				Sacks no-yds	Fumble		Pass Defense			blkd kick	PAT Attempts			off					
		ua	a	total	tfl-yds		ff	fr-yds	int-yds	qbh	brup		kick	rush	rcv	saf	t/o	pts			
Sep 05	TEXAS	41	36	77	9.0-39	1.0-12	1	0-0	0-0	2	0	0	0-0	0	0	0	0	0	0	0	3
Sep 12	at Virginia	33	32	65	5.0-11	2.0-6	0	0-0	0-0	1	5	0	3-3	0	0	0	0	0	0	0	27
Sep 19	GEORGIA TECH	37	20	57	5.0-17	1.0-10	1	1-11	1-0	6	1	0	2-2	1	0	0	0	14	22		
Sep 26	UMASS	38	44	82	2.0-3	1.0-2	0	0-0	1-12	0	1	0	3-4	0	0	0	0	14	27		
Oct 03	at Clemson	42	22	64	9.0-35	4.0-18	5	3-5	1-0	0	3	0	3-3	0	0	0	0	0	0	24	
Oct 10	NAVY	33	46	79	6.0-15	2.0-8	0	0-0	1-1	1	2	0	3-3	0	0	0	0	14	24		
Oct 17	USC	32	36	68	7.0-33	4.0-26	1	1-0	0-0	2	2	0	4-4	0	0	0	0	0	0	31	
Oct 31	at Temple	43	28	71	6.0-19	0.0-0	0	0-0	2-21	0	4	0	2-2	0	0	0	0	21	20		
Nov 07	at PITT	46	14	60	10.0-41	4.0-31	2	1-32	0-0	0	1	0	3-3	0	0	0	0	12	30		
Nov 14	WAKE FOREST	24	30	54	10.0-36	3.0-21	0	0-0	0-0	3	0	0	1-1	0	0	0	0	0	0	7	
Nov 21	vs Boston College	47	12	59	8.0-19	0.0-0	3	2-13	3-0	0	4	0	1-1	0	0	0	0	0	0	16	
Nov 28	at Stanford	35	22	57	2.0-5	0.0-0	1	1-0	0-0	1	2	0	5-5	0	0	0	0	0	0	38	
Jan. 1	vs Ohio State	46	12	58	4.0-25	4.0-25	1	1-0	1-4	2	3	0	5-5	0	0	0	0	0	0	44	
		497	354	851	83.0-298	26.0-159	15	10-61	10-38	18	28	0	35-36	1	0	0	0	75	313		
Notre Dame		539	328	867	84.0-325	25.0-172	10	5-17	9-65	54	37	2	50-52	0	1	0	0	68	445		

Date	Opponent	Punting										Field Goals			Kickoffs			
		no.	yds	avg	long	blkd	tb	fc	50+	i20	md-att	long	blkd	no.	yds	avg	tb	ob
Sep 05	TEXAS	10	423	42.3	56	0	0	3	3	2	1-2	41	0	2	130	65.0	1	0
Sep 12	at Virginia	5	236	47.2	59	0	0	0	3	0	0-1	0	0	5	320	64.0	3	0
Sep 19	GEORGIA TECH	7	283	40.4	51	0	0	1	2	3	0-2	0	0	2	128	64.0	1	0
Sep 26	UMASS	7	318	45.4	52	0	1	3	3	3	0-0	0	0	5	315	63.0	1	0
Oct 03	at Clemson	8	331	41.4	54	0	0	1	2	5	1-2	35	0	5	286	57.2	1	0
Oct 10	NAVY	2	89	44.5	49	0	1	1	0	1	1-2	40	0	5	318	63.6	1	0
Oct 17	USC	4	110	27.5	44	1	0	2	0	2	1-2	42	0	6	356	59.3	0	0
Oct 31	at Temple	5	208	41.6	48	0	0	0	0	2	2-2	41	0	5	321	64.2	2	0
Nov 07	at PITT	6	256	42.7	50	0	0	2	1	2	1-1	22	0	4	260	65.0	4	0
Nov 14	WAKE FOREST	3	150	50.0	58	0	1	1	2	1	0-1	0	0	2	130	65.0	2	0
Nov 21	vs Boston College	9	350	38.9	55	0	0	4	1	1	1-1	43	0	3	178	59.3	0	1
Nov 28	at Stanford	4	181	45.2	55	0	0	2	1	2	1-1	45	0	6	370	61.7	0	0
Jan. 1	vs Ohio State	3	124	41.3	46	0	0	1	0	2	3-3	38	0	9	567	63.0	2	2
		73	3059	41.9	59	1	3	21	18	26	12-20	45	0	59	3679	62.4	18	3
Notre Dame		57	2527	44.3	62	0	8	7	21	23	15-17	52	0	84	5175	61.6	21	5

2015 Notre Dame Football
Notre Dame Team Game-by-Game Comparison (as of Jan 05, 2016)
All games

Opponent	Score	First Downs				Pen	Rushing Number-Yards	Passing		Total Offense Plays-Yards	Return Yards	Turn- Overs
		Total	Rush	Pass	Yards			Comp-Att-Int	Yards			
TEXAS	38 - 3	30 / 8	14 / 2	14 / 5	2 / 1	52-214 / 29-60	19-23-0 / 8-23-0	313 / 103	75-527 / 52-163	9 / 128	0 / 0	
Virginia	34 - 27	20 / 22	12 / 4	7 / 16	1 / 2	34-253 / 30-127	15-30-0 / 26-38-0	207 / 289	64-460 / 68-416	83 / 62	0 / 1	
GEORGIA TECH	30 - 22	17 / 21	8 / 12	9 / 6	0 / 3	32-215 / 47-216	21-30-1 / 8-24-0	242 / 121	62-457 / 71-337	40 / 114	2 / 1	
UMASS	62 - 27	30 / 22	17 / 4	13 / 13	0 / 5	51-457 / 29-148	18-28-1 / 28-48-1	224 / 302	79-681 / 77-450	155 / 170	1 / 1	
Clemson	22 - 24	20 / 15	6 / 9	12 / 5	2 / 1	32-111 / 43-212	19-35-1 / 10-21-1	321 / 84	67-432 / 64-296	110 / 133	4 / 1	
NAVY	41 - 24	27 / 16	12 / 16	13 / 0	2 / 0	40-178 / 49-318	22-31-1 / 3-6-1	281 / 22	71-459 / 55-340	84 / 148	1 / 3	
USC	41 - 31	21 / 19	12 / 6	7 / 12	2 / 1	35-214 / 30-150	16-25-0 / 31-47-2	262 / 440	60-476 / 77-590	202 / 137	1 / 2	
Temple	24 - 20	20 / 16	7 / 7	9 / 7	4 / 2	31-168 / 32-107	23-36-2 / 13-30-1	299 / 188	67-467 / 62-295	82 / 70	2 / 1	
PITT	42 - 30	22 / 18	11 / 9	11 / 8	0 / 1	42-175 / 31-175	19-26-0 / 12-32-1	262 / 223	68-437 / 63-398	18 / 126	1 / 1	
WAKE FOREST	28 - 7	15 / 23	5 / 11	8 / 9	2 / 3	30-171 / 44-121	13-19-0 / 19-30-1	111 / 219	49-282 / 74-340	28 / 55	0 / 1	
Boston College	19 - 16	22 / 13	4 / 7	15 / 5	3 / 1	33-123 / 35-211	21-39-3 / 13-23-0	324 / 91	72-447 / 58-302	40 / 131	5 / 1	
Stanford	36 - 38	24 / 22	14 / 8	10 / 10	0 / 4	35-299 / 43-153	13-25-0 / 17-21-0	234 / 269	60-533 / 64-422	190 / 137	1 / 0	
Ohio State	28 - 44	24 / 27	7 / 14	15 / 12	2 / 1	32-121 / 54-285	22-38-1 / 19-31-1	284 / 211	70-405 / 85-496	81 / 165	2 / 1	
Totals	445 - 313	292 / 242	129 / 109	143 / 108	20 / 25	479-2699 / 496-2283	241-385-10 / 207-374-9	3364 / 2562	864-6063 / 870-4845	1122 / 1576	20 / 14	

Opponent	3rd Down Conversions	4th Down Conversions	Time of Possession	TOP Margin	Avg Yds/Rush	Avg Yds/Pass	Avg Yds/Play	Punting Number-Avg	Penalties Number-Yards	Sacks
TEXAS	8-14 / 2-14	0-0 / 0-0	39:10 / 20:50	18:20	4.1 / 2.1	13.6 / 4.5	7.0 / 3.1	4-41.2 / 10-42.3	6-39 / 4-50	4 / 1
Virginia	0-10 / 6-14	2-3 / 1-1	26:37 / 33:23	-6:46	7.4 / 4.2	6.9 / 7.6	7.2 / 6.1	4-55.8 / 5-47.2	4-40 / 9-55	1 / 2
GEORGIA TECH	4-11 / 3-15	0-0 / 2-3	27:08 / 32:52	-5:44	6.7 / 4.6	8.1 / 5.0	7.4 / 4.7	5-39.6 / 7-40.4	8-55 / 4-30	2 / 1
UMASS	8-13 / 5-16	0-0 / 1-3	30:15 / 29:45	0:30	9.0 / 5.1	8.0 / 6.3	8.6 / 5.8	5-52.4 / 7-45.4	8-75 / 4-35	2 / 1
Clemson	4-12 / 5-15	0-0 / 0-0	30:06 / 29:54	0:12	3.5 / 4.9	9.2 / 4.0	6.4 / 4.6	7-37.6 / 8-41.4	6-40 / 5-44	0 / 4
NAVY	7-12 / 2-11	1-1 / 4-4	31:16 / 28:44	2:32	4.4 / 6.5	9.1 / 3.7	6.5 / 6.2	2-42.0 / 2-44.5	4-35 / 3-41	1 / 2
USC	5-12 / 6-16	0-0 / 2-3	28:52 / 31:08	-2:16	6.1 / 5.0	10.5 / 9.4	7.9 / 7.7	5-38.0 / 4-27.5	4-40 / 10-105	2 / 4
Temple	6-14 / 4-14	0-1 / 2-2	31:44 / 28:16	3:28	5.4 / 3.3	8.3 / 6.3	7.0 / 4.8	4-33.8 / 5-41.6	8-81 / 6-79	2 / 0
PITT	8-14 / 6-14	0-1 / 1-1	33:39 / 26:21	7:18	4.2 / 5.6	10.1 / 7.0	6.4 / 6.3	4-51.8 / 6-42.7	2-20 / 3-25	3 / 4
WAKE FOREST	6-11 / 7-16	0-0 / 0-3	24:12 / 35:48	-11:36	5.7 / 2.8	5.8 / 7.3	5.8 / 4.6	5-44.0 / 3-50.0	4-45 / 5-58	3 / 3
Boston College	4-15 / 2-13	0-0 / 0-1	31:08 / 28:52	2:16	3.7 / 6.0	8.3 / 4.0	6.2 / 5.2	4-47.0 / 9-38.9	4-31 / 9-75	2 / 0
Stanford	3-9 / 8-12	1-1 / 0-0	24:01 / 35:59	-11:58	8.5 / 3.6	9.4 / 12.8	8.9 / 6.6	2-51.5 / 4-45.2	6-65 / 1-5	1 / 0
Ohio State	5-13 / 10-18	1-1 / 1-1	27:15 / 32:45	-5:30	3.8 / 5.3	7.5 / 6.8	5.8 / 5.8	6-48.2 / 3-41.3	3-20 / 4-45	2 / 4
Totals	68-160 / 66-188	5-8 / 14-22	385:23 / 394:37	-9:14	5.6 / 4.6	8.7 / 6.9	7.0 / 5.6	57-44.3 / 73-41.9	67-586 / 67-647	25 / 26

Note: Game totals are displayed in the format TEAM/OPPONENT for each category

2015 Notre Dame Football
Notre Dame Red-Zone Results (as of Jan 05, 2016)
All games

Notre Dame Inside Opponent Red-Zone

Date	Opponent	Score	Times In RZ	Times Scored	Total Pts	Rush TDs	Pass TDs	FGs Made	Failed to score inside RZ						
									FGA	Down	Int	Fumb	Half	Game	
Sep 05, 2015	TEXAS	W 38-3	5	4	24	3	1	2	1	1	0	0	0	0	0
Sep 12, 2015	at Virginia	W 34-27	3	2	9	1	0	1	1	1	0	0	0	0	0
Sep 19, 2015	GEORGIA TECH	W 30-22	4	3	16	2	2	0	1	0	0	1	0	0	0
Sep 26, 2015	UMASS	W 62-27	4	4	27	4	3	1	0	0	0	0	0	0	0
Oct 03, 2015	at Clemson	L 22-24	3	2	13	2	1	1	0	0	0	0	1	0	0
Oct 10, 2015	NAVY	W 41-24	4	4	24	3	3	0	1	0	0	0	0	0	0
Oct 17, 2015	USC	W 41-31	5	4	20	2	1	1	2	0	0	0	1	0	0
Oct 31, 2015	at Temple	W 24-20	5	3	17	2	1	1	1	0	0	2	0	0	0
Nov 07, 2015	at PITT	W 42-30	4	4	28	4	1	3	0	0	0	0	0	0	0
Nov 14, 2015	WAKE FOREST	W 28-7	2	2	14	2	2	0	0	0	0	0	0	0	0
Nov 21, 2015	vs Boston College	W 19-16	7	4	19	2	0	2	2	0	0	2	1	0	0
Nov 28, 2015	at Stanford	L 36-38	4	4	16	1	1	0	3	0	0	0	0	0	0
Jan. 1, 2016	vs Ohio State	L 28-44	3	3	21	3	2	1	0	0	0	0	0	0	0
Totals			53	43	248	31	18	13	12	2	0	5	3	0	0
43 of 53 (81.1%)															

Opponents Inside Notre Dame Red-Zone

Date	Opponent	Score	Times In RZ	Times Scored	Total Pts	Rush TDs	Pass TDs	FGs Made	Failed to score inside RZ						
									FGA	Down	Int	Fumb	Half	Game	
Sep 05, 2015	TEXAS	W 38-3	0	0	0	0	0	0	0	0	0	0	0	0	0
Sep 12, 2015	at Virginia	W 34-27	4	3	20	3	2	1	0	1	0	0	0	0	0
Sep 19, 2015	GEORGIA TECH	W 30-22	4	2	14	2	1	1	0	2	0	0	0	0	0
Sep 26, 2015	UMASS	W 62-27	3	2	14	2	2	0	0	0	1	0	0	0	0
Oct 03, 2015	at Clemson	L 22-24	3	3	17	2	0	2	1	0	0	0	0	0	0
Oct 10, 2015	NAVY	W 41-24	1	1	7	1	1	0	0	0	0	0	0	0	0
Oct 17, 2015	USC	W 41-31	3	2	14	2	1	1	0	1	0	0	0	0	0
Oct 31, 2015	at Temple	W 24-20	3	3	17	2	1	1	1	0	0	0	0	0	0
Nov 07, 2015	at PITT	W 42-30	3	3	17	2	2	0	1	0	0	0	0	0	0
Nov 14, 2015	WAKE FOREST	W 28-7	4	1	7	1	1	0	0	1	2	0	0	0	0
Nov 21, 2015	vs Boston College	W 19-16	1	1	7	1	0	1	0	0	0	0	0	0	0
Nov 28, 2015	at Stanford	L 36-38	5	5	35	5	1	4	0	0	0	0	0	0	0
Jan. 1, 2016	vs Ohio State	L 28-44	7	7	37	4	3	1	3	0	0	0	0	0	0
Totals			41	33	206	27	15	12	6	5	3	0	0	0	0
33 of 41 (80.5%)															

2015 Notre Dame Football
Notre Dame By-Quarter Statistics (as of Jan 05, 2016)
All games

3rd-Down Conversions

Date	Opponent	Score	Overall	1st Qtr	2nd Qtr	3rd Qtr	4th Qtr	Overtime
Sep 05, 2015	TEXAS	W 38-3	8-14 57.1	2-3 66.7	1-4 25.0	1-2 50.0	4-5 80.0	
Sep 12, 2015	at Virginia	W 34-27	0-10 0.0	0-3 0.0	0-2 0.0	0-2 0.0	0-3 0.0	
Sep 19, 2015	GEORGIA TECH	W 30-22	4-11 36.4	1-3 33.3	2-4 50.0	1-3 33.3	0-1 0.0	
Sep 26, 2015	UMASS	W 62-27	8-13 61.5	1-2 50.0	3-4 75.0	3-4 75.0	1-3 33.3	
Oct 03, 2015	at Clemson	L 22-24	4-12 33.3	1-4 25.0	1-4 25.0	1-3 33.3	1-1 100.0	
Oct 10, 2015	NAVY	W 41-24	7-12 58.3	1-3 33.3	1-3 33.3	2-2 100.0	3-4 75.0	
Oct 17, 2015	USC	W 41-31	5-12 41.7	0-0 0.0	3-6 50.0	1-3 33.3	1-3 33.3	
Oct 31, 2015	at Temple	W 24-20	6-14 42.9	1-2 50.0	2-5 40.0	2-4 50.0	1-3 33.3	
Nov 07, 2015	at PITT	W 42-30	8-14 57.1	2-3 66.7	1-4 25.0	2-2 100.0	3-5 60.0	
Nov 14, 2015	WAKE FOREST	W 28-7	6-11 54.5	2-3 66.7	1-2 50.0	1-3 33.3	2-3 66.7	
Nov 21, 2015	vs Boston College	W 19-16	4-15 26.7	1-3 33.3	0-4 0.0	2-3 66.7	1-5 20.0	
Nov 28, 2015	at Stanford	L 36-38	3-9 33.3	0-0 0.0	1-3 33.3	1-2 50.0	1-4 25.0	
Jan. 1, 2016	vs Ohio State	L 28-44	5-13 38.5	0-3 0.0	3-5 60.0	1-3 33.3	1-2 50.0	
Notre Dame			68-160 42.5	12-32 37.5	19-50 38.0	18-36 50.0	19-42 45.2	0-0 0.0
Opponents			66-188 35.1	18-42 42.9	13-50 26.0	19-47 40.4	16-49 32.7	0-0 0.0

4th-Down Conversions

Date	Opponent	Score	Overall	1st Qtr	2nd Qtr	3rd Qtr	4th Qtr	Overtime
Sep 05, 2015	TEXAS	W 38-3	0-0 0.0	0-0 0.0	0-0 0.0	0-0 0.0	0-0 0.0	
Sep 12, 2015	at Virginia	W 34-27	2-3 66.7	1-1 100.0	0-1 0.0	0-0 0.0	1-1 100.0	
Sep 19, 2015	GEORGIA TECH	W 30-22	0-0 0.0	0-0 0.0	0-0 0.0	0-0 0.0	0-0 0.0	
Sep 26, 2015	UMASS	W 62-27	0-0 0.0	0-0 0.0	0-0 0.0	0-0 0.0	0-0 0.0	
Oct 03, 2015	at Clemson	L 22-24	0-0 0.0	0-0 0.0	0-0 0.0	0-0 0.0	0-0 0.0	
Oct 10, 2015	NAVY	W 41-24	1-1 100.0	1-1 100.0	0-0 0.0	0-0 0.0	0-0 0.0	
Oct 17, 2015	USC	W 41-31	0-0 0.0	0-0 0.0	0-0 0.0	0-0 0.0	0-0 0.0	
Oct 31, 2015	at Temple	W 24-20	0-1 0.0	0-0 0.0	0-0 0.0	0-0 0.0	0-1 0.0	
Nov 07, 2015	at PITT	W 42-30	0-1 0.0	0-0 0.0	0-0 0.0	0-0 0.0	0-1 0.0	
Nov 14, 2015	WAKE FOREST	W 28-7	0-0 0.0	0-0 0.0	0-0 0.0	0-0 0.0	0-0 0.0	
Nov 21, 2015	vs Boston College	W 19-16	0-0 0.0	0-0 0.0	0-0 0.0	0-0 0.0	0-0 0.0	
Nov 28, 2015	at Stanford	L 36-38	1-1 100.0	0-0 0.0	0-0 0.0	0-0 0.0	1-1 100.0	
Jan. 1, 2016	vs Ohio State	L 28-44	1-1 100.0	0-0 0.0	1-1 100.0	0-0 0.0	0-0 0.0	
Notre Dame			5-8 62.5	2-2 100.0	1-2 50.0	0-0 0.0	2-4 50.0	0-0 0.0
Opponents			14-22 63.6	1-4 25.0	4-5 80.0	2-4 50.0	7-9 77.8	0-0 0.0

Time of Possession

Date	Opponent	Score	Overall	1st Qtr	2nd Qtr	3rd Qtr	4th Qtr	Overtime
Sep 05, 2015	TEXAS	W 38-3	39:10	11:09	7:33	8:54	11:34	
Sep 12, 2015	at Virginia	W 34-27	26:37	11:33	5:57	3:37	5:30	
Sep 19, 2015	GEORGIA TECH	W 30-22	27:08	6:46	9:32	6:42	4:08	
Sep 26, 2015	UMASS	W 62-27	30:15	8:52	7:21	7:19	6:43	
Oct 03, 2015	at Clemson	L 22-24	30:06	8:48	9:09	6:06	6:03	
Oct 10, 2015	NAVY	W 41-24	31:16	7:04	7:43	5:03	11:26	
Oct 17, 2015	USC	W 41-31	28:52	2:45	10:57	6:48	8:22	
Oct 31, 2015	at Temple	W 24-20	31:44	9:22	7:35	8:45	6:02	
Nov 07, 2015	at PITT	W 42-30	33:39	7:31	7:50	5:32	12:46	
Nov 14, 2015	WAKE FOREST	W 28-7	24:12	6:09	4:44	4:42	8:37	
Nov 21, 2015	vs Boston College	W 19-16	31:08	8:21	6:33	6:59	9:15	
Nov 28, 2015	at Stanford	L 36-38	24:01	2:05	7:40	5:31	8:45	
Jan. 1, 2016	vs Ohio State	L 28-44	27:15	8:59	8:00	6:05	4:11	
Notre Dame			Total	99:24	100:34	82:03	103:22	0:00
			Avg.	7:38	7:44	6:18	7:57	0:00
Opponents			Total	95:36	94:26	112:57	91:38	0:00
			Avg.	7:21	7:15	8:41	7:02	0:00

2015 Notre Dame Football
Notre Dame Games Played (as of Jan 05, 2016)
All games

##	PLAYER	GP-GS	UT	VA	GT	UMASS	CU	NAVY	USC	TEM	UP	WF	BC	STAN	OSU
33	ADAMS	13/3	XXX	XXX	XXX	XXX	XXX	XXX	XXX	XXX	XXX	START	XXX	START	START
46	ANDERSON	1/-	XXX
29	BARATTI	13/-	XXX	XXX	XXX	XXX	XXX	XXX	XXX	XXX	XXX	XXX	XXX	XXX	XXX
71	BARS	6/2	XXX	...	XXX	XXX	XXX	START	START
70	BIVIN	12/-	XXX	XXX	XXX	XXX	...	XXX	XXX	XXX	XXX	XXX	XXX	XXX	XXX
92	BLANKENSHIP	3/-	XXX	XXX	...	XXX	...
3B	BONGIOVI	1/-	XXX
55	BONNER	10/-	XXX	XXX	XXX	XXX	XXX	...	XXX	XXX	XXX	XXX	XXX
2	BROWN, C.	13/13	START	START	START	START	START	START	START	START	START	START	START	START	START
86	ST. BROWN	7/-	XXX	XXX	XXX	XXX	XXX	XXX	XXX
12	BUTLER	12/1	XXX	XXX	XXX	XXX	XXX	XXX	XXX	XXX	XXX	XXX	XXX	START	...
75	CAGE	11/7	START	START	XXX	START	START	XXX	START	START	START	XXX	XXX
3	CARLISLE	13/9	XXX	XXX	START	START	START	XXX	START	START	START	START	START	START	XXX
47	CAVALARIS	6/-	XXX	...	XXX	XXX	XXX	XXX	...	XXX
24	COLEMAN	13/-	XXX	XXX	XXX	XXX	XXX	XXX	XXX	XXX	XXX	XXX	XXX	XXX	XXX
4	CONEY	12/-	XXX	...	XXX	XXX	XXX	XXX	XXX	XXX	XXX	XXX	XXX	XXX	XXX
61	DALY	13/-	XXX	XXX	XXX	XXX	XXX	XXX	XXX	XXX	XXX	XXX	XXX	XXX	XXX
91	DAY	13/13	START	START	START	START	START	START	START	START	START	START	START	START	START
79	ELMER	13/13	START	START	START	START	START	START	START	START	START	START	START	START	START
41	FARLEY	13/3	XXX	XXX	XXX	START	XXX	XXX	XXX	XXX	START	XXX	XXX	XXX	START
28	FERTITTA	11/-	XXX	XXX	XXX	XXX	XXX	...	XXX	XXX	XXX	XXX	XXX	...	XXX
25	FOLSTON	1/1	START
7	FULLER	13/13	START	START	START	START	START	START	START	START	START	START	START	START	START
59	GRACE	13/-	XXX	XXX	XXX	XXX	XXX	XXX	XXX	XXX	XXX	XXX	XXX	XXX	XXX
7A	HARRELL	5/-	XXX	...	XXX	XXX	XXX	XXX
18	HOUNSHELL	13/3	XXX	XXX	XXX	XXX	XXX	XXX	START	START	XXX	START	XXX	XXX	XXX
37	HUNTER, O.	1/-	XXX
16	HUNTER, T.	13/1	START	XXX	XXX	XXX	XXX	XXX	XXX	XXX	XXX	XXX	XXX	XXX	XXX
1A	JONES, A.	13/5	XXX	XXX	START	START	XXX	START	XXX	XXX	START	XXX	START	XXX	XXX
14	KIZER	13/11	XXX	XXX	START	START	START	START	START	START	START	START	START	START	START
13	LUATUA	10/3	XXX	START	XXX	START	...	XXX	XXX	XXX	XXX	XXX	START
36	LUKE	13/13	START	START	START	START	START	START	START	START	START	START	START	START	START
72	MARTIN, N.	13/13	START	START	START	START	START	START	START	START	START	START	START	START	START
48	MARTINI	13/4	XXX	XXX	START	XXX	XXX	START	XXX	XXX	XXX	XXX	START	START	XXX
89	MATUSKA	1/-	XXX
8C	MAZZA	1/-	XXX	...
68	McGLINCHEY	13/13	START	START	START	START	START	START	START	START	START	START	START	START	START
62	McGOVERN	8/-	XXX	XXX	XXX	...	XXX	XXX	XXX	XXX	XXX
96	MOKWUAH	2/-	XXX	XXX
60	MONTELLUS	3/-	XXX	XXX	XXX
5	MORGAN	13/-	XXX	XXX	XXX	XXX	XXX	XXX	XXX	XXX	XXX	XXX	XXX	XXX	XXX
53	MUSTIPHER	9/-	XXX	...	XXX	XXX	...	XXX	XXX	XXX	XXX	XXX	XXX
56	NELSON	12/11	START	START	START	START	START	...	XXX	START	START	START	START	START	START
85	NEWSOME	13/-	XXX	XXX	XXX	XXX	XXX	XXX	XXX	XXX	XXX	XXX	XXX	XXX	XXX
45	OKWARA	13/13	START	START	START	START	START	START	START	START	START	START	START	START	START
17	ONWUALU	11/9	START	START	XXX	START	START	XXX	START	START	START	START	START
32	OSSELLO	7/-	XXX	XXX	...	XXX	...	XXX	XXX	XXX	...	XXX

2015 Notre Dame Football
Notre Dame All-Purpose Yards Game-by-Game (as of Jan 05, 2016)
All games

ALL-PURPOSE YARDS	Total	UT	VA	GT	UMASS	CU	NAVY	USC	TEM	UP	WF	BC	STAN	OSU
PROSISE	1340	104	175	203	149	150	185	175	68	57	DNP	74	DNP	-
FULLER	1268	142	124	131	57	47	80	131	46	152	37	72	136	113
ADAMS	877	49	10	7	133	2	50	26	-	152	138	36	196	78
SANDERS	822	-1	48	7	63	71	84	160	82	18	-	40	190	60
BROWN, C.	597	38	41	65	34	83	56	38	72	-3	27	104	7	35
CARLISLE	550	64	41	16	140	54	16	5	31	30	18	101	-	34
KIZER	520	10	1	6	42	55	14	47	143	-10	30	33	128	21
HUNTER, T.	379	33	-2	25	9	56	28	9	62	37	22	15	33	52
ROBINSON, C.	200	35	11	-1	DNP	15	28	10	-	12	4	15	30	41
JONES, A.	190	-	-	19	56	-	-	42	45	-	-	4	-	24
ZAIRE	103	16	87	DNP	DNP	DNP	DNP	DNP	DNP	DNP	DNP	DNP	DNP	DNP
WILLIAMS, D.	101	24	DNP	DNP	68	DNP	DNP	DNP	DNP	6	-	-2	3	2
WIMBUSH, Brandon	96	DNP	DNP	DNP	92	DNP	DNP	DNP	DNP	4	DNP	DNP	DNP	DNP
TRUMBETTI	28	-	-	DNP	-	-	-	-	-	-	28	-	-	-
ST. BROWN	26	-	DNP	DNP	8	-	-	18	-	-	DNP	DNP	DNP	DNP
SCHMIDT, J.	21	-	-	-	-	-	-	-	-	-	-	-	-	21
FOLSTON	19	19	DNP	DNP	DNP	DNP	DNP	DNP	DNP	DNP	DNP	DNP	DNP	DNP
WEISHAR	19	-	-	6	8	-	5	-	-	-	DNP	-	-	-
REDFIELD	19	-	-	DNP	-	-	-	19	-	-	-	-	-	DNP
SMYTHE	18	6	7	DNP	DNP	DNP	DNP	DNP	DNP	DNP	DNP	DNP	DNP	5
RANDOLPH	9	-	-	-	-	9	-	-	-	-	-	-	-	-
HOUNSHELL	6	-	-	-	-	-	-	-	-	-	6	-	-	-
LUKE	-3	-	-	-	-3	-	-	-	-	-	-	-	-	-
TEAM	-37	-3	-	-4	-20	-	-3	-2	-	-	-	-5	-	-

2015 Notre Dame Football
Notre Dame Passing Game-by-Game (as of Jan 05, 2016)
All games

#14 KIZER	Comp	Att	Int	Pct	Yards	TD	Long	Sacked	Effic
Texas	0	1	0	0.0	0	0	0	0-0	0.00
Virginia	8	12	0	66.7	92	2	39	1-3	186.07
Georgia Tech	21	30	1	70.0	242	1	46	1-10	142.09
UMass	15	22	1	68.2	207	2	37	1-2	168.13
Clemson	19	34	1	55.9	321	2	56	4-18	148.72
Navy	22	30	1	73.3	281	1	30	2-8	156.35
USC	15	24	0	62.5	227	2	75	4-26	169.45
Temple	23	36	2	63.9	299	1	45	0-0	131.71
PITT	19	26	0	73.1	262	5	47	3-24	221.18
Wake Forest	13	19	0	68.4	111	0	22	3-21	117.49
Boston College	21	39	3	53.8	324	2	38	0-0	125.17
Stanford	13	25	0	52.0	234	1	73	0-0	143.82
Ohio State	22	37	1	59.5	284	2	81	4-25	136.37
TOTALS	211	335	10	63.0	2884	21	81	23-137	150.02

#8 ZAIRE	Comp	Att	Int	Pct	Yards	TD	Long	Sacked	Effic
Texas	19	22	0	86.4	313	3	66	1-12	250.87
Virginia	7	18	0	38.9	115	1	59	1-3	110.89
TOTALS	26	40	0	65.0	428	4	66	2-15	187.88

#1B WIMBUSH, Brandon	Comp	Att	Int	Pct	Yards	TD	Long	Sacked	Effic
UMass	3	5	0	60.0	17	0	9	0-0	88.56
TOTALS	3	5	0	60.0	17	0	9	1-7	88.56

#16 HUNTER, T.	Comp	Att	Int	Pct	Yards	TD	Long	Sacked	Effic
Navy	0	1	0	0.0	0	0	0	0-0	0.00
USC	1	1	0	100.0	35	0	35	0-0	394.00
Ohio State	0	1	0	0.0	0	0	0	0-0	0.00
TOTALS	1	3	0	33.3	35	0	35	0-0	131.33

#TM TEAM	Comp	Att	Int	Pct	Yards	TD	Long	Sacked	Effic
UMass	0	1	0	0.0	0	0	0	0-0	0.00
Clemson	0	1	0	0.0	0	0	0	0-0	0.00
TOTALS	0	2	0	0.0	0	0	0	0-0	0.00

2015 Notre Dame Football
Notre Dame Total Tackles Game-by-Game (as of Jan 05, 2016)
All games

Total Tackles	UA-A	Total	UT	VA	GT	UMASS	CU	NAVY	USC	TEM	UP	WF	BC	STAN	OSU
SMITH, J.	69-45	114	6-1	6-5	4-1	4-2	7-2	1-3	6-8	7-3	4-3	6-8	9-2	8-7	1-0
SCHMIDT, J.	42-36	78	3-3	2-4	8-2	1-5	1-0	4-4	3-1	2-0	1-3	4-6	1-2	2-3	10-3
SHUMATE	52-18	70	3-1	6-4	4-1	5-1	3-1	2-0	2-0	2-0	1-0	4-3	3-1	8-2	9-4
REDFIELD	39-25	64	1-2	1-2	DNP	3-1	11-3	-	2-2	1-2	5-1	1-7	8-1	6-4	DNP
ROCHELL	31-32	63	0-2	3-4	1-4	2-0	4-3	2-4	3-3	2-4	2-2	3-3	4-0	2-1	3-2
RUSSELL	48-12	60	2-1	7-2	2-1	4-3	3-0	7-0	9-1	3-1	6-0	3-3	2-0	DNP	DNP
OKWARA	31-17	48	1-2	2-0	0-1	1-0	2-3	1-0	3-0	4-3	3-1	4-0	2-2	5-3	3-2
DAY	33-12	45	1-0	1-0	3-1	2-1	2-1	5-4	2-2	4-2	1-1	4-0	2-0	2-0	4-0
LUKE	29-12	41	0-1	3-2	2-0	3-1	1-1	-	5-1	3-0	1-3	0-3	3-0	2-0	6-0
FARLEY	27-14	41	1-2	1-0	3-1	1-1	-	4-3	2-2	1-0	4-3	1-0	1-0	1-1	7-1
ONWUALU	21-17	38	0-3	1-2	2-2	2-2	4-0	0-4	4-3	2-0	3-1	1-0	DNP	DNP	2-0
MARTINI	19-16	35	-	-	3-5	5-3	-	3-6	-	-	-	4-0	2-1	2-1	-
GRACE	15-11	26	1-0	-	0-1	0-1	-	1-4	-	1-0	0-1	1-1	1-1	2-1	8-1
CAGE	8-10	18	0-3	2-1	0-2	1-0	-	0-1	2-1	1-1	1-1	DNP	DNP	-	1-0
MORGAN	9-8	17	1-0	-	0-1	3-4	1-0	1-1	1-0	-	1-0	0-1	0-1	1-0	-
TRUMBETTI	11-5	16	0-2	1-0	DNP	-	-	1-0	0-1	0-1	-	1-1	3-0	1-0	4-0
CONY	6-7	13	1-1	DNP	-	2-2	-	0-1	1-1	-	0-1	1-0	0-1	-	1-0
TILLERY	9-3	12	1-0	-	1-2	-	4-0	0-1	-	-	-	-	2-0	1-0	DNP
BUTLER	6-5	11	0-1	2-1	1-0	1-1	-	-	-	-	1-0	-	-	1-2	DNP
TRANQUILL	6-3	9	1-1	1-2	4-0	DNP	DNP	DNP	DNP	DNP	DNP	DNP	DNP	DNP	DNP
WATKINS	5-3	8	0-1	-	-	2-1	-	0-1	-	-	-	-	DNP	-	3-0
BARATTI	5-2	7	-	-	1-0	1-0	-	-	-	0-1	1-1	1-0	-	-	1-0
BONNER	1-4	5	0-1	-	-	0-2	DNP	DNP	-	DNP	-	1-0	-	-	0-1
RANDOLPH	4-1	5	2-0	-	-	-	1-0	-	-	-	-	0-1	-	-	1-0
COLEMAN	2-3	5	1-1	0-1	-	-	1-0	0-1	-	-	-	-	-	-	-
NEWSOME	3-1	4	-	-	-	1-0	1-0	-	-	-	-	-	-	0-1	1-0
HUNTER, T.	1-1	2	-	-	0-1	-	-	-	-	-	-	-	-	-	1-0
CAVALARIS	1-1	2	DNP	DNP	DNP	-	DNP	1-0	DNP	DNP	0-1	-	-	DNP	-
FULLER	2-0	2	-	-	-	1-0	-	-	-	-	-	-	-	-	1-0
ADAMS	0-1	1	-	-	-	-	-	-	-	-	0-1	-	-	-	-
DALY	1-0	1	-	-	-	-	-	-	-	1-0	-	-	-	-	-
FERTITTA	1-0	1	-	-	-	1-0	-	DNP	-	-	-	-	-	DNP	-
TURNER	1-0	1	DNP	DNP	-	-	DNP	DNP	DNP	DNP	DNP	-	-	-	1-0
MATUSKA	0-1	1	DNP	DNP	DNP	0-1	DNP	DNP	DNP	DNP	DNP	DNP	DNP	DNP	DNP
BLANKENSHIP	0-1	1	DNP	DNP	DNP	-	DNP	DNP	DNP	DNP	DNP	0-1	DNP	-	DNP
SANDERS	0-1	1	0-1	-	-	-	-	-	-	-	-	-	-	-	-
JONES, A.	1-0	1	-	-	-	-	-	-	-	1-0	-	-	-	-	-

2015 Notre Dame Football
Notre Dame Tackle For Loss Game-by-Game (as of Jan 05, 2016)
All games

TACKLES FOR LOSS	UA-A	Total	UT	VA	GT	UMASS	CU	NAVY	USC	TEM	UP	WF	BC	STAN	OSU
DAY	15-1	15.5	1.0-8	1.0-3	1.0-8	1.0-13	2.0-5	2.0-6	-	2.5-9	1.0-1	2.0-8	1.0-5	-	1.0-1
OKWARA	12-1	12.5	1.0-11	-	-	-	0.5-1	1.0-5	2.0-9	3.0-8	2.0-18	2.0-12	-	1.0-1	-
SMITH, J.	8-2	9.0	1.0-8	2.5-8	-	1.0-3	1.0-2	-	0.5-0	-	-	1.0-2	1.0-1	1.0-1	-
ROCHELL	5-5	7.5	0.5-1	1.0-4	-	1.0-4	0.5-0	1.0-2	1.5-4	0.5-2	-	-	1.0-1	0.5-1	-
SHUMATE	6-1	6.5	1.0-3	-	-	-	1.0-1	1.0-1	1.0-3	-	-	1.0-3	0.5-3	1.0-1	-
ONWUALU	6-0	6.0	-	-	1.0-2	2.0-7	-	-	-	-	1.0-7	1.0-1	DNP	DNP	1.0-5
CAGE	4-0	4.0	-	-	-	1.0-4	-	-	1.0-1	1.0-3	-	DNP	DNP	-	1.0-2
SCHMIDT, J.	3-2	4.0	0.5-0	-	2.0-10	-	-	0.5-1	-	-	-	-	-	-	1.0-1
RUSSELL	3-1	3.5	0.5-3	1.0-11	-	1.0-1	-	-	-	-	-	-	1.0-5	DNP	DNP
MARTINI	2-1	2.5	-	-	-	1.0-1	-	-	-	-	-	-	-	1.5-8	-
TRUMBETTI	2-1	2.5	0.5-2	-	DNP	-	-	-	-	-	-	-	-	-	2.0-8
TRANQUILL	2-1	2.5	-	0.5-2	2.0-6	DNP	DNP	DNP	DNP	DNP	DNP	DNP	DNP	DNP	DNP
REDFIELD	2-0	2.0	-	-	DNP	-	-	-	-	-	1.0-2	-	1.0-10	-	DNP
TILLERY	2-0	2.0	1.0-4	-	-	-	1.0-3	-	-	-	-	-	-	-	DNP
GRACE	1-1	1.5	-	-	-	-	-	-	-	-	-	-	0.5-3	-	1.0-7
BONNER	1-0	1.0	-	-	-	-	DNP	DNP	-	DNP	-	1.0-11	-	-	-
LUKE	1-0	1.0	-	-	-	1.0-2	-	-	-	-	-	-	-	-	-
CONY	0-1	0.5	-	DNP	-	-	-	0.5-1	-	-	-	-	-	-	-

2015 Notre Dame Football
Notre Dame Fumbles Game-by-Game (as of Jan 05, 2016)
All games

FUMBLES	No-Lost	UT	VA	GT	UMASS	CU	NAVY	USC	TEM	UP	WF	BC	STAN	OSU
SANDERS	5-1	1-0	-	-	1-0	2-1	-	-	-	-	-	1-0	-	-
KIZER	5-2	-	-	-	-	2-0	-	-	-	1-0	-	-	1-1	1-1
PROSISE	5-2	1-0	-	-	1-0	1-1	-	-	-	-	DNP	2-1	DNP	-
ADAMS	2-1	-	-	-	-	-	-	-	-	1-0	-	1-1	-	-
BROWN, C.	1-1	-	-	-	-	1-1	-	-	-	-	-	-	-	-
HUNTER, T.	1-1	-	-	-	-	-	-	1-1	-	-	-	-	-	-
JONES, A.	1-1	-	-	1-1	-	-	-	-	-	-	-	-	-	-
WIMBUSH,Brandon	1-1	DNP	DNP	DNP	-	DNP	DNP	DNP	DNP	1-1	DNP	DNP	DNP	DNP

FUMBLES FORCED	Number	UT	VA	GT	UMASS	CU	NAVY	USC	TEM	UP	WF	BC	STAN	OSU
DAY	2	-	-	-	-	-	-	-	1	-	-	-	-	1
RUSSELL	2	-	1	-	-	-	-	-	-	-	-	1	DNP	DNP
FARLEY	1	-	-	1	-	-	-	-	-	-	-	-	-	-
SMITH, J.	1	-	-	1	-	-	-	-	-	-	-	-	-	-
MORGAN	1	-	-	-	-	-	1	-	-	-	-	-	-	-
ONWUALU	1	-	-	1	-	-	-	-	-	-	-	DNP	DNP	-
FERTITTA	1	-	-	-	1	-	DNP	-	-	-	-	-	DNP	-
BONNER	1	-	-	-	-	DNP	DNP	-	DNP	-	1	-	-	-

FUMBLES RECOVERED	Number	UT	VA	GT	UMASS	CU	NAVY	USC	TEM	UP	WF	BC	STAN	OSU
SMITH, J.	2	-	-	1	-	-	1	-	-	-	-	-	-	-
BUTLER	1	-	-	-	-	-	1	-	-	-	-	-	-	DNP
OKWARA	1	-	1	-	-	-	-	-	-	-	-	-	-	-
DALY	1	-	-	-	-	-	-	-	-	-	-	1	-	-