



NOTRE DAME

HOCKEY

FIGHTING IRISH MEDIA

Interim Director
Athletics Communications

Dan Colleran

dcollera@nd.edu
574-339-9810 (cell)

GAMES 13-14 #4/4 NOTRE DAME AT RPI

GAME INFORMATION

Game 12 & 13 [7:00 PM ET]	Friday, November 17 Saturday, November 18	Houston Field House Troy, New York
Records	Notre Dame Fighting Irish 8-3-1, 4-0-0-0 B1G	Rensselaer Engineers 2-5-3, 1-4-1 ECAC
TV & Streaming Coverage	None & RPI TV	Perry Laskaris (play-by-play)
Radio/Audio Coverage	WZOC 94.3 FM (South Bend) & UND.com	Al Pscholka (play-by-play)

THE SERIES

All-Time	Tied, 4-4-0	Last: RPI, 3-2 (Oct. 10, 2014 at the Compton Family Ice Arena)
At RPI	RPI, 2-1-1	Last: ND, 4-3 (Nov. 24, 2007 at the Houston Field House)

COUNTDOWN TO PUCK DROP

573	Notre Dame's experienced blue line includes eight monogram winners who have combined for 573 career games played as well as 266 career points.
131	Senior defenseman Jordan Gross has skated in 131 consecutive games to start his Irish career.
111	Jake Evans enters the weekend with 111 career points (32-79-111), which ranks second in active career scoring.
49	Jordan Gross enters the weekend with 49 shots on goal, which is tied for third in the country and ranks first among defensemen.
21	Half (21) of Notre Dame's 42 goals this season have been scored in the second period. The 42 goals rank tied for second in the NCAA.
19	Jake Evans enters the weekend with an NCAA leading 19 points on four goals and an NCAA best 15 assists.
13	Head coach Jeff Jackson is in his 13th season behind the Notre Dame bench. He has led the Irish to eight NCAA tournament appearances and three Frozen Fours.
12	With 12 points, Jordan Gross (4-8-12) and Bobby Nardella (3-9-12) enter the weekend tied for third in the NCAA in scoring among defensemen.
4	The Fighting Irish opened Big Ten play with a 4-0-0-0 record, becoming the first team in league history to open league play with four straight wins.

WHAT'S INSIDE

1	Overview & Schedule
2-7	Notes
2	Quick Facts
3	Numerical Roster / Pronunciations
3	Current Irish In The NHL Draft
4	Geographic Breakdown
4	2017-18 Honors & Awards
5	Major/College Breakdown
6	National Polls

WHAT'S INSIDE

8	Series History
9-10	Head Coach Jeff Jackson
11	2017-18 Record When ...
12-13	The Last Time
14	Final 2016-17 Combined Stats
15-19	2017-18 Stats
20-33	Player Notes & Career Stats
34-36	2017-18 Box Scores

2017-18 SCHEDULE

Date	ND Rk	Opp Rk	Opponent	Location	TV	Time/Score
Oct. 1	8/8	--/--	USNTDP (exh.)	Notre Dame, IN	--	W, 4-3
Oct. 6	8/8	--/--	Alabama Huntsville	Notre Dame, IN	NBCSC+	W, 5-3
Oct. 7	8/8	--/--	Alabama Huntsville	Notre Dame, IN	NBCSC+	W, 4-0
Oct. 13	4/6	1/1	Denver	Notre Dame, IN	NBCSN	T, 2-2 (ot)
Oct. 14	4/6	1/1	Denver	Notre Dame, IN	NBCSN	L, 4-2
Oct. 19	5/6	--/--	Sacred Heart	Notre Dame, IN	NBCSC+	L, 6-4
Oct. 20	5/6	--/--	Sacred Heart	Notre Dame, IN	NBCSC+	W, 3-1
Oct. 26	8/8	RV/--	Omaha	Notre Dame, IN	NBCSC+	L, 6-4
Oct. 27	8/8	RV/--	Omaha	Notre Dame, IN	NBCSC+	W, 5-4
Nov. 3	10/10	16/RV	at Ohio State	Columbus, OH	BTN	W, 4-1
Nov. 4	10/10	16/RV	at Ohio State	Columbus, OH	--	W, 3-2
Nov. 10	6/6	19/RV	Penn State	Notre Dame, IN	--	W, 5-3
Nov. 11	6/6	19/RV	Penn State	Notre Dame, IN	NBCSN	W, 1-0
Nov. 17	4/4	--/--	at RPI	Troy, NY	--	7:00 p.m.
Nov. 18	4/4	--/--	at RPI	Troy, NY	--	7:00 p.m.
Nov. 24	--/--	--/--	Minnesota	Notre Dame, IN	NBCSN	7:35 p.m.
Nov. 25	--/--	--/--	Minnesota	Notre Dame, IN	NBCSC+	7:05 p.m.
Dec. 1	--/--	--/--	at Michigan State	East Lansing, MI	--	TBA
Dec. 2	--/--	--/--	at Michigan State	East Lansing, MI	--	TBA
Dec. 8	--/--	--/--	at Wisconsin	Madison, WI	BTN	9:05 p.m.
Dec. 9	--/--	--/--	at Wisconsin	Madison, WI	FSW+	8:05 p.m.
Jan. 5	--/--	--/--	at Michigan	Ann Arbor, MI	BTN	6:30 p.m.
Jan. 7	--/--	--/--	Michigan	Notre Dame, IN	NBCSN	3:05 p.m.
Jan. 19	--/--	--/--	Wisconsin	Notre Dame, IN	--	7:35 p.m.
Jan. 21	--/--	--/--	Wisconsin	Chicago, IL	NBCSN	3:05 p.m.
Jan. 26	--/--	--/--	at Minnesota	Minneapolis, MN	ESPN2	8:00 p.m.
Jan. 27	--/--	--/--	at Minnesota	Minneapolis, MN	FSN+	8:00 p.m.
Feb. 2	--/--	--/--	at Penn State	State College, PA	BTN	6:30 p.m.
Feb. 3	--/--	--/--	at Penn State	State College, PA	--	4:00 p.m.
Feb. 9	--/--	--/--	Ohio State	Notre Dame, IN	NBCSN	7:35 p.m.
Feb. 10	--/--	--/--	Ohio State	Notre Dame, IN	--	7:05 p.m.
Feb. 16	--/--	--/--	Michigan	Notre Dame, IN	--	7:35 p.m.
Feb. 18	--/--	--/--	at Michigan	Ann Arbor, MI	BTN	5:30 p.m.
Feb. 23	--/--	--/--	Michigan State	Notre Dame, IN	--	7:35 p.m.
Feb. 24	--/--	--/--	Michigan State	Notre Dame, IN	--	7:05 p.m.
March 2-4			B1G Round One	Campus Sites		
March 10			B1G Semifinals	Campus Sites		
March 17			B1G Championship	Campus Site		

Rankings: USCHO.com/USA Today/USA HM; ranking listed at time of game

All times Eastern

TV: NBC Sports Network [NBCSN] | Big Ten Network [BTN] | NBC Sports Chicago Plus [NBCSC+] | Fox Sports Wisconsin Plus [FSW+] | Fox Sport Northwest Plus [FSN+]

UNIVERSITY INFORMATION	
School	University of Notre Dame
Location	Notre Dame, IN 46556
Founded	1842
Enrollment	8,530 (undergraduate), 12,393 (total)
Nickname	Fighting Irish
Colors	Gold and Blue
Affiliation	NCAA Division I
Conference	Big Ten (B1G)
President	Rev. John I. Jenkins
Provost	Thomas Burish
NCAA Faculty Representative	Patricia Bellia (Harvard '91)
Athletics Director	Jack Swarbrick (Notre Dame '76)
Sr. Assoc. Athletic Director/Sport Admin.	Tom Nevala (Notre Dame '90)
Ticket Office Phone	(574) 631-7356
Home Ice (capacity)	Compton Family Ice Arena (5,022) Charles "Lefty" Smith Rink
Ice Surface	200 x 90
HOCKEY STAFF INFORMATION	
Head Coach	Jeff Jackson (Michigan State '78)
Record at Notre Dame	276-170-53 (13th season)
Record Overall	458-222-78 (19th season)
Big Ten Record	4-0-0
Associate Head Coach	Paul Pooley (Ohio State '84)
Associate Head Coach	Andy Slaggert (Notre Dame '89)
Volunteer Assistant Coach	Zack Cisek (Michigan State '15)
Coordinator of Hockey Operations	Nick Seirgiej (Wisconsin-River Falls '06)
Athletic Trainer	Kevin Ricks
Equipment Specialist	Ron Grove
Strength and Conditioning Coach	Tony Rolinski
Senior Managers	Emily Hession & Jenna Sobczyk
Administrative Assistant	Sue Halasz
Hockey Office Phone	(574) 631-3630
TEAM INFORMATION	
2016-17 Overall Record	23-12-5
2016-17 Hockey East Record/Finish	12-6-4 (4th)
2016-17 Post Season	Hockey East Quarterfinals NCAA Frozen Four
Letter Winners Returning	21 (12 forwards, 8 defensemen, 1 goaltender)
Letter Winners Lost	5 (2 forwards, 1 defenseman, 2 goaltenders)
Newcomers	7 (4 forwards, 1 defenseman, 2 goaltenders)
2017-18 Captain	Jake Evans
2017-18 Alternate Captains	Luke Ripley, Andrew Oglevie, Jordan Gross
NCAA Appearances	Nine (Last: 2017)
NCAA Frozen Four Appearances	Three (2008, 2011, 2017)
All-Americans	13 players/14 times (Last: Anders Bjork in 2017)
Academic All-Americans	Nine (Last: Peter Schneider in 2015)

FOR STARTERS

- Notre Dame and RPI will be meeting for the first time since the 2014 Ice Breaker Tournament at the Compton Family Ice Arena and for just the ninth and 10th times in series history.
- It will mark the final regular season non-conference games for the Irish, who enter the weekend with a 4-3-1 record outside of Big Ten play.
- Notre Dame is on a five-game winning streak, its first such streak since Dec. 3, 2016 - Jan. 6, 2017.
- Notre Dame also had a seven game unbeaten streak last year from Feb. 3-24, 2017 (5-0-2).
- The Irish last won six games in a row down the stretch of the 2013-14 season, from Feb. 15 - March 14.
- The current five-game winning streak is tied for the second longest winning streak in the country and the fourth longest unbeaten streak.
- The Irish have also won six of their last seven games.
- Notre Dame opened Big Ten play with a 4-0-0 record to become the first team in league history to win each of its first four games (in 2013-14, Minnesota started 3-0-1-0 en route to an 8-0-2-0 start in B1G play).
- Cale Morris has started each game in the five-game winning streak and he has moved his save percentage to .935 for the season, which ranks sixth in the country.
- The Irish rank tied for second in the nation with 42 goals, while their 3.50 goals-per game mark is tied for ninth.
- Half of Notre Dame's goals this season (21-of-42) have come in the second period, the most second period goals of any team in the country.
- Dennis Gilbert (0-2-2) and Mike O'Leary (0-2-2) are on two-game point streaks.

AMONG THE NCAA LEADERS

- Jake Evans enters the weekend as the NCAA leader in points (19), assists (15) and faceoff wins (176), while his 1.58 points per game average ranks seventh.
- Evans also leads the country with 13 even strength points and he has the most games with at least three points (4).
- Jordan Gross (4-8-12) and Bobby Nardella (3-9-12) are tied for third in the country in scoring by defensemen.
- Nardella's seven power-play points (1-6-7) are tied for the lead among defensemen.
- Gross' 49 shots on goal lead all defensemen and rank tied for third overall, while his

MEDIA INFORMATION	
Director of Athletics Communications (Hockey Contact)	Dan Colleran
Office Phone Cell Phone	574-631-7519 574-339-9810
Email	dcollera@nd.edu
Compton Family Ice Arena Press Box Phone	574-631-4899
Mailing Address	University of Notre Dame 100 Compton Family Ice Arena Notre Dame, IN 44629
Media Availability	Coach Jackson and requested players are generally available once per week and then after a post-game cooling off period. Please contact Dan Colleran with requests or to be added to the email distribution list regarding availability.
Credentials	Please email Dan Colleran with any credential requests at least five days prior to a game. Media will call (at the front entrance) opens one hour before puck drop.
Parking	Parking for games at the Compton Family Ice Arena is on a first come, first served basis but media are encouraged to park at nearby Innovation Park.

No.	Name	Pos.	Ht.	Wt.	Cl.	Hometown/Last Team
1	Dylan St. Cyr	G	5-9	170	Fr.	Northville, MI/USNTDP
2	Tony Bretzman	D	5-11	175	Sr.	Mendota Heights, MN/Langley (BCHL)
3	Jordan Gross	D	5-10	186	Sr.	Maple Grove, MN/Green Bay (USHL)
4	Dennis Gilbert	D	6-2	220	Jr.	Buffalo, NY/Chicago Steel (USHL)
5	Matt Hellickson	D	6-1	182	Fr.	Rogers, MN/Sioux City (USHL)
6	Tory Dello	D	6-0	190	So.	Crystal Lake, IL/Tri-City (USHL)
8	Matt Steeves	F	6-1	201	Fr.	Bedford, NH/Muskegon (USHL)
9	Dawson Cook	F	6-2	213	Sr.	Cadillac, MI/Green Bay (USHL)
11	Cal Burke	F	5-10	184	So.	Boxborough, MA/Cedar Rapids (USHL)
12	Felix Holmberg	F	5-10	175	So.	Stockholm, SWE/AIK J20
13	Colin Theisen	F	6-0	192	Fr.	Monroe, MI/Dubuque Fighting (USHL)
14	Max Eisenmenger	F	6-4	196	Fr.	Münster, GER/ Djurgårdens IF J20
15	Andrew Oglevie	F	5-10	181	Jr.	Fullerton, CA/Cedar Rapids (USHL)
17	Pierce Crawford	F	5-10	188	Fr.	Park Ridge, IL/Youngstown (USHL)
18	Jake Evans	F	6-0	191	Sr.	Toronto, ONT/St. Michael's (USHL)
19	Mike O'Leary	F	6-1	195	So.	Halifax, NS/Dubuque (USHL)
20	Justin Wade	D	6-1	220	Sr.	Aurora, IL/Cedar Rapids (USHL)
21	Joe Wegwerth	F	6-3	230	Jr.	Brewster, NY/Cedar Rapids (USHL)
22	Andrew Peeke	D	6-2	200	So.	Parkland, FL/Green Bay (USHL)
23	Luke Novak	F	6-0	182	So.	Waukesha, WI/New Jersey (USPHL)
24	Luke Ripley	D	6-5	207	Sr.	Kitimat, BC/Powell River (BCHL)
25	Dylan Malmquist	F	5-11	185	Jr.	Edina, MN/Edina HS
26	Cam Morrison	F	6-3	212	So.	Aurora, ONT/Youngstown (USHL)
27	Bobby Nardella	D	5-9	175	Jr.	Rosemont, IL/Tri-City (USHL)
28	Jack Jenkins	F	5-11	192	Jr.	Lake Bluff, IL/Fargo (USHL)
29	Bo Brauer	F	6-3	210	Sr.	Edina, MN/Nanaimo Clippers (BCHL)
32	Cale Morris	G	6-1	190	So.	Larkspur, CO/Waterloo (USHL)
33	Nick Sanford	G	6-1	180	Fr.	Morristown, NJ/Boston (USPHL)

13 Colin Thiesen	Ty-sin
14 Max Eisenmenger	EYES-zen-men-ger
25 Dylan Malmquist	Mallmm-quist
32 Cale Morris	Kale (rhymes with male)

COACHING STAFF

Head Coach	Jeff Jackson (Michigan State '78)
Associate Head Coach	Paul Pooley (Ohio State '84)
Associate Head Coach	Andy Slaggert (Notre Dame '89)
Volunteer Assistant Coach	Zack Cisek (Michigan State '15)
Coordinator of Hockey Operations	Nick Seirgiej (Wisconsin-River Falls '06)
Athletic Trainer	Kevin Ricks
Equipment Specialist	Ron Grove
Strength and Conditioning Coach	Tony Rolinski

4.08 shots on goal per game average ranks second among defensemen.

- Cale Morris' .935 save percentage ranks sixth in the country (minimum 33% team minutes played), while his seven wins are tied for second.

MORRIS EARNS BIG FIRST STAR

- Goaltender Cale Morris was named the Big Ten's First Star of the Week the conference announced on Tuesday morning (Nov. 14).
- Morris led the Irish to a weekend home sweep of Penn State, starting both games and posting a 2-0-0 record to go along with a 1.50 goals-against average and an impressive .961 save percentage.
- In game one of the series (Nov. 10), Morris totaled a career-high 40 saves.
- Then in Notre Dame's 1-0 win in game two (Nov. 11), Morris turned aside all 33 shots he faced to post his first career shutout as he became the first goaltender to blank Penn State this season.
- It marks the second consecutive weekly Big Ten award for Morris, who is now 7-1-0 on the year with a .935 save percentage and a 2.05 goals against average.
- His .935 save percentage ranks seventh in the country and first in the Big Ten.

THE SERIES (COMPLETE SERIES HISTORY ON PAGE 8)

- Notre Dame and Rensselaer will be meeting for the ninth and 10th times, with the series currently tied at 4-4-0 through eight games.
- The teams most recently played on October 10, 2014 in the opening game of the 2014 Ice Breaker Tournament at the Compton Family Ice Arena.
- After Jordan Gross tied the game, 2-2, at 3:41 of the third period, RPI came away with a 3-2 win on Mark Miller's game-winning goal at 4:32 of the third.
- In addition to Gross, current seniors Dawson Cook, Jake Evans, Justin Wade, and Luke Ripley also played in the game.
- The teams' meeting on October 21, 2011 marked the first ever game in the Compton Family Ice Arena and Notre Dame posted a 5-2 victory on that day.
- In front of a capacity crowd (5,022), Anders Lee netted a hat trick, while Sean Lorenz and Riley Sheahan also added goals for the Irish.
- Notre Dame is 1-2-0 all time at the Houston Field House.
- The Irish defeated RPI 4-3 on Nov. 24, 2007 which marked their most recent trip to Troy, N.Y.
- The game was part of the Engineers' Holiday Tournament, which the Irish won with victories over Alabama Huntsville and RPI.

CURRENT IRISH IN THE NHL DRAFT

	Jake Evans	2014	Seventh Round	207th Overall	Montreal Canadiens	
	Joe Wegewerth	2014	Fourth Round	92th Overall	Florida Panthers	
	Dennis Gilbert	2015	Third Round	91st Overall	Chicago Blackhawks	
	Cam Morrison	2016	Second Round	40th Overall	Colorado Avalanche	
	Andrew Peeke	2016	Second Round	34th Overall	Columbus Blue Jackets	
	Matt Hellickson	2017	Seventh Round	214th Overall	New Jersey Devils	

WHERE THEY'RE FROM	
California (1)	
Andrew Oglevie	Fullerton, California
Colorado (1)	
Cale Morris	Larkspur, Colorado
Florida (1)	
Andrew Peeke	Parkland, Florida
Illinois (5)	
Tory Dello	Crystal Lake, Illinois
Bobby Nardella	Rosemont, Illinois
Jack Jenkins	Lake Bluff, Illinois
Pierce Crawford	Park Ridge, Illinois
Justin Wade	Aurora, Illinois
Massachusetts (1)	
Cal Burke	Boxborough, Massachusetts
Michigan (3)	
Dawson Cook	Cadillac, Michigan
Dylan St. Cyr	Northville, Michigan
Colin Theisen	Monroe, Michigan
Minnesota (5)	
Tony Bretzman	Mendota Heights, Minnesota
Jordan Gross	Maple Grove, Minnesota
Dylan Malmquist	Edina, Minnesota
Bo Brauer	Edina, Minnesota
Matt Hellickson	Rogers, Minnesota
New Hampshire (1)	
Matt Steeves	Bedford, New Hampshire
New Jersey (1)	
Nick Sanford	Morristown, New Jersey
New York (2)	
Dennis Gilbert	Williamsville, New York
Joe Wegwerth	Brewster, New York
Wisconsin (1)	
Luke Novak	Waukesha, Wisconsin
Canada (4)	
Jake Evans	Toronto, Ontario
Cam Morrison	Aurora, Ontario
Mike O'Leary	Halifax, Nova Scotia
Luke Ripley	Kitimat, British Columbia
Sweden (1)	
Felix Holmberg	Stockholm, Sweden
Germany (1)	
Max Eisenmenger	Münster, Germany

- In that championship game, Notre Dame fell behind 3-0 before rallying for a 4-3 win behind goals from Kevin Deeth, Justin White, Dan VeNard and Ryan Thang.

RENSELAER AT A GLANCE

- The Engineers are coming off a home ECAC weekend split with Quinnipiac (w, 5-3 on Nov. 10) and Princeton (L, 6-2 on Nov. 11).
- On the season, RPI is 2-4-5 overall and 1-4-1 in ECAC play.
- Rensselaer opened the season with a pair of 1-1 overtime ties at Ohio State, its only games against a Notre Dame common opponent.
- Sophomore forward Jacob Hayhurst leads the team with nine points on four goals and five assists.
- Junior forward Evan Tironese is tied for the team lead in goals with Hayhurst (4).
- Nine RPI players have at least four points on the season.
- In net, Detroit draft pick Chase Perry, a junior, has started eight of RPI's 10 games including both games last weekend.
- Perry has a 1-5-2 record to go along with a 3.28 goals against average and a .906 save percentage.
- Rensselaer is scoring 2.90 goals per game (31st overall) and is giving up 3.60 goals per game (55th overall).

NOTRE DAME HEADS TO CHICAGO

- Notre Dame and Wisconsin have agreed to play a pair of Big Ten games at the United Center in Chicago, beginning with this season's game on Jan. 21, 2018.
- The game is scheduled to start at 3 p.m. ET/ 2 p.m. CT and will air on NBCSN.
- The teams will also play one of Wisconsin's home games at the United Center in 2018-19.

EVANS AND GROSS HIT CENTURY MARK

- With a pair of third period assists against Denver (Oct. 14), senior captain Jake Evans hit the 100-career points plateau.
- Evans became the 52nd player in program history to reach 100-career points and the first since Anders Bjork did so during the 2016-17 season.
- Senior defenseman Jordan Gross then hit the 100-career points milestone in Notre Dame's 5-4 win over Omaha (Oct. 27), becoming the 53rd player in program history with 100 points.
- Gross is just the sixth defenseman in program history to reach the century mark and the first to do so since Bob Thebeau in 1985-86.

CAREER POINTS BY ND DEFENSEMEN

1. John Schmidt (1978-82), 28-95-123
2. Jeff Brownschilde (1977-81), 29-92-122
3. Jack Brownschilde (1973-77), 31-78-109

2017-18 HONORS & AWARDS			
Player	Year	Pos.	Awards
Jake Evans	Sr.	F	<ul style="list-style-type: none"> • Senior Class Award Candidate (Nov. 1) • Big Ten Second Star of the Week (Oct. 10) • Big Ten Third Star of the Week (Oct. 31) • 2017-18 Big Ten Preseason Watch List (Sept. 18)
Dennis Gilbert	Jr.	D	<ul style="list-style-type: none"> • 2017-18 Preseason All-CHN First Team (Sept. 20)
Jordan Gross	Jr.	D	<ul style="list-style-type: none"> • Big Ten Third Star of the Week (Oct. 10) • 2017-18 Big Ten Preseason Watch List (Sept. 18) • 2017-18 Preseason All-CHN Second Team (Sept. 20)
Cale Morris	So.	G	<ul style="list-style-type: none"> • Big Ten First Star of the Week (Nov. 14) • Big Ten Second Star of the Week (Nov. 7)

2017-18 ROSTER BY SCHOOL AND/OR MAJOR

Marketing (Mendoza College of Business)
Bo Brauer (Sr.)
Dawson Cook (Sr.)
Finance (Mendoza College of Business)
Tony Bretzman (Sr.)
Luke Ripley (Sr.)
Jack Jenkins (Jr.)
Dylan Malmquist (Jr.)
Management Consulting (Mendoza College of Business)
Jake Evans (Sr.)
Jordan Gross (Sr.)
IT Management (Mendoza College of Business)
Justin Wade (Sr.)
Political Science (College of Arts and Letters)
Dennis Gilbert (Jr.)
Bobby Nardella (Jr.)
Andrew Oglevie (Jr.)
Joe Wegwerth (Jr.)
College of Arts and Letters
Tory Dello
Mendoza College of Business
Cal Burke (So.)
Felix Holmberg (So.)
Cale Morris (So.)
Cam Morrison (So.)
Luke Novak (So.)
Michael O'Leary (So.)
Andrew Peeke (So.)
First Year of Studies
Pierce Crawford (Fr.)
Max Eisenmenger (Fr.)
Matt Hellickson (Fr.)
Dylan St. Cyr (Fr.)
Nick Sanford (Fr.)
Matt Steeves (Fr.)
Colin Theisen (Fr.)

- 4. Bob Thebeau (1982-86), 40-63-103
- **4. Jordan Gross (2014-), 30-73-103**
- 6. Paul Clarke (1973-77), 38-62-100
- 7. Bill Green (1969-73), 30-66-96
- 7. Kevin Markovitz (1986-90), 24-72-96
- 9. Robbie Russo (2011-15), 28-66-94

UP NEXT FOR THE IRISH

- Next weekend, the Irish return home to play host to Minnesota in a Friday-Saturday series at the Compton Family Ice Arena (Nov. 24-25).
- Friday's game (7:35 p.m.) will be televised on NBCSN, while Saturday's game (7:05 p.m.) will be on NBC Sport Chicago Plus.

EVANS A SENIOR CLASS CANDIDATE

- Senior captain Jake Evans was named one of 20 2017-18 Senior CLASS Award[®] candidates (Nov. 1).
- To be eligible for the award, a student-athlete must be classified as an NCAA Division I senior and have notable achievements in four areas of excellence: community, classroom, character and competition.
- The 20 candidates will be narrowed to 10 finalists in February, and those 10 names will be placed on the official ballot for a nationwide vote by media, coaches and fans.
- The Senior CLASS Award winner will be announced during the 2018 NCAA Men's Frozen Final Four[®] in April.

QUICK STRIKE GOALS

- In Notre Dame's 5-4 win over Omaha on Oct. 27, Cam Morrison and Jack Jenkins scored goals just 11 seconds apart in the second period.
- The 11 seconds between goals was just three seconds over the Notre Dame record of eight seconds, set by Erik Condra and Tom Sawatske in the third period of Notre Dame's game at Northern Michigan on Jan. 21, 2006.
- Then in Notre Dame's 3-2 win at Ohio State on Nov. 4, Dylan Malmquist and Jake Evans scored just 34 seconds apart to stake the Irish to a 3-0 lead midway through the second period.

OGLEVIE'S BUZZER BEATERS

- Junior forward Andrew Oglevie scored a pair of buzzer-beating goals in Notre Dame's 4-0 win over Alabama Huntsville (Oct. 7).
- Both of Oglevie's goals were scored with under 1.0 second remaining in the first and second periods, respectively.

LEADERSHIP QUARTET

- Senior Jake Evans will serve as the team captain in 2017-18, while seniors Jordan Gross and Luke Ripley, as well as junior Andrew Oglevie, will serve as alternate captains for the year.
- Evans and Ripley were alternate captains in 2016-17.
- Evans becomes the 13th Canadian born captain of the Irish and the first since two-year captain Steve Noble (1996-98).

YEAR ONE IN THE B1G

- Notre Dame is in the midst of its first season as an affiliate member of the Big Ten Conference in 2017-18.
- Coach Jackson will oversee the Fighting Irish in a third conference, having spent his first

USCHO.com Division I Men's Poll (November 13, 2017)

Rk. Team (1st-place votes)	Record	Points	Last Week
1. Denver (43)	6-2-2	992	3
2. St. Cloud State (1)	7-2-0	914	1
3. North Dakota(2)	7-2-3	913	2
4. Notre Dame	8-3-1	809	6
5. Minnesota State	8-3-0	710	10
6. Cornell (4)	6-0-0	709	14
7. Minnesota	7-4-1	699	4
8. Clarkson	8-3-1	670	11
9. Wisconsin	7-5-1	542	7
10. Providence	6-4-0	507	8
11. New Hampshire	6-3-1	434	9
12. Northeastern	6-3-1	432	13
13. Harvard	2-3-0	422	5
14. Minnesota Duluth	5-5-2	327	12
15. Western Michigan	6-4-1	259	18
16. Ohio State	6-3-3	256	17
17. Michigan	6-3-1	230	NR
18. Boston University	5-6-1	208	15
19. Colgate	6-2-4	165	NR
20. Northern Michigan	6-4-0	74	20

Others receiving votes: Boston College 61, Colorado College 49, Omaha 28, UMass Lowell 19, Bowling Green 17, Army 12, Penn State 10, Quinnipiac 10, Union 7, Yale 6, Niagara 4, Bemidji State 2, Rochester Institute of Technology 2, Princeton 1.

USA Today/USA Hockey Magazine Poll (November 13, 2017)

Rk. Team	Points (1st-place votes)	Last Week	Record	In Poll
1. University of Denver, 501 (25)	501	3	6-2-2	8
2. St. Cloud State University, 446 (1)	446	1	7-2-0	8
3. University of North Dakota, 442 (3)	442	4	7-2-3	8
4. University of Notre Dame, 386	386	6	8-3-1	8
5. Cornell University, 337 (5)	337	12	6-0-0	2
6. University of Minnesota, 334	334	2	7-4-1	8
7. Clarkson University, 311	311	9	8-3-1	6
8. Minnesota State University, 270	270	11	8-3-0	7
9. Providence College, 201	201	7	6-4-0	8
10. University of Wisconsin, 193	193	10	7-5-1	8
11. Harvard University, 139	139	5	2-3-0	8
12. University of New Hampshire, 130	130	8	6-3-1	4
13. Northeastern University, 127	127	13	6-3-1	7
14. Western Michigan University, 80	80	15	6-4-1	2
15. University of Minnesota Duluth, 68	68	14	5-5-2	8

Others Receiving Votes: University of Michigan, 41; Boston University, 21; Ohio State University, 21; Colgate University, 19; Northern Michigan University, 6; University of Nebraska Omaha, 4; Boston College, 2; Colorado College.

Notre Dame in the Polls

Date	USCHO.com	USA Today
September 25 (Preseason)	8	8
October 2	n/a	8
October 9	4	6
October 16	5	6
October 23	8	t-8
October 30	10	10
November 6	6	6
November 13	4	4

eight seasons with the Irish in the CCHA and the previous four seasons in Hockey East.

- Big Ten hockey features seven teams this season and each team will play 24 conference games.
- For all conference games as well as home non-conference games, the Irish will follow B1G protocol and if the game remains tied after a five minute overtime, there will be a shootout (three players per team).
- In a league game, the results of the shootout count towards league standings. In non-conference games, the results are for exhibition purposes.
- The 2018 Big Ten Tournament will feature a three-weekend format with all games taking place on the campus of the higher-seeded teams.
- The tournament will open March 2-4 with three best-of-three quarterfinal series, as the second-, third- and fourth-seeded teams will each host a series.
- The top-seeded team will have a bye to the single-elimination semifinals, which are scheduled for Saturday, March 10.
- The highest-seeded team remaining after the semifinals will host a championship game scheduled for Saturday, March 17.

TELEVISION

- Notre Dame will once again be one of college hockey's most televised teams in 2017-18.
- The NBC Sports Group will televise and/or stream 19 Notre Dame regular-season home games, including NBCSN games against Denver (Oct. 13-14), Penn State (Nov. 11), Minnesota (Nov. 24), Michigan (Jan. 7), Wisconsin (Jan. 21) and Ohio State (Feb. 9).
- It marks the fifth consecutive season of NBC Sports coverage for the Irish.
- Additionally, NBC Sports Chicago Plus will also pick up Notre Dame home games against Alabama Huntsville (Oct. 6-7), Sacred Heart (Oct. 19-20), Nebraska Omaha (Oct. 26-27) and Minnesota (Nov. 25).
- Seven Notre Dame road games will be televised this season, including Notre Dame's first Big Ten conference game at Ohio State on Friday, Nov. 3 (BTN).
- The Big Ten Network will also televise Notre Dame games at Wisconsin (Dec. 8), at Michigan (Jan. 5) and at Penn State (Feb. 2).
- ESPN2 will carry the road game at Minnesota on Friday, Jan. 26.
- Additionally, Fox Sports Wisconsin Plus (at Wisconsin on Dec. 9) and Fox Sports North Plus (at Minnesota on Jan. 27) will also televise Fighting Irish road games.

BIG TEN PRESEASON COACHES POLL

- 1. Minnesota
- **2. Notre Dame**
- 3. Wisconsin
- 4. Penn State
- 5. Ohio State
- 6. Michigan
- 7. Michigan State

2017 FROZEN FOUR RUN

- Notre Dame concluded the 2016-17 season with an appearance in the Frozen Four at the United Center in Chicago (the University of Notre Dame also served as the host institution).
- It marked Notre Dame's third ever Frozen Four appearance as well as the third in a 10-year span (Boston College and North Dakota were the only other teams to make at least three Frozen Fours in that 10-year span).
- The Irish overcame deficits against both No. 1 seed Minnesota and No. 2 seed UMass Lowell to post back-to-back 3-2 victories at the Northeast Regional in

Manchester, New Hampshire.

- In the combined 12 regional semifinal and regional games in the NCAA tournament last season, Notre Dame was the only team to trail in the second period or later and post a win – and the Irish did it twice.
- After trailing in the third period of the regional semifinal against UMass Lowell, the Irish tied the game late in the third when Cam Morrison scored on a feed from Anders Bjork.
- Andrew Oglevie then scored the dramatic game winner just 2:44 into the overtime period.
- The win over UMass Lowell was Notre Dame’s first overtime win since defeating Miami 3–2 on Dec. 28, 2014, in the first round of the Florida College Hockey Classic in Estero, Florida.
- Notre Dame headed into the NCAA Tournament as a No. 4 seed and the Irish were the only team not seeded No. 1 to make it to Chicago.
- Cam Morrison scored the lone goal for the Irish in the Frozen Four contest, with assists from Jordan Gross and Jake Evans.

IRISH IN THE NHL

- Seven former Notre Dame players made 2017 NHL opening night rosters including, back-to-back defending Stanley Cup Champions Ian Cole and Bryan Rust (Pittsburgh), Anders Bjork (Boston), Stephen Johns (Dallas), Anders Lee (New York Islanders), Kyle Palmieri (New Jersey) and Riley Sheahan (Detroit).
- Bjork became the 17th former Irish player under Jeff Jackson to reach the NHL and the program’s 31st overall when Boston opened the season with a home win against Nashville on Oct. 5 (Bjork had an assist in that win).
- Sheahan was traded to Pittsburgh on Oct. 21, where he joins Cole and Rust (at Notre Dame, he played with Cole during the 2009–10 season and with Rust during the 2010–11 and 2011–12 seasons).
- Last season (2016–17), a program-record 10 former Notre Dame hockey players played in the NHL (nine was the previous high in 2011–12).
- The 2016–17 season also included several stretches where eight former Irish players were in the league at the same time, marking the first time in program history eight former players were on active NHL rosters at the same time.
- Prior to Bjork, Robbie Russo (Detroit) and T.J. Tynan (Columbus) were the most recent former Irish players to make their NHL debuts when they both did so on March 7, 2017.
- Also during the 2016–17 season, Rust became the third former Irish player to record an NHL hat trick, joining Palmieri (1) and Dave Poulin (5) and Lee totaled 34 goals to set the record for goals in an NHL season by a former Irish player.
- With Pittsburgh winning the 2017 Stanley Cup, Rust and Cole became the third and fourth former Irish players to win back-to-back Stanley Cup Championships, joining Bill Nyrop (Montreal ‘76-‘77-‘78) and Don Jackson (Edmonton ‘84-‘85).

NOTRE DAME IN THE 2017 NHL DRAFT

- Freshman defenseman Matt Hellickson was chosen in the seventh round (214th overall) by the New Jersey Devils in the June 2017 NHL Draft hosted (United Center).
- Future Irish defenseman and NLI signee Nicky Leivermann was also selected in the seventh round (187th overall) of the 2017 Draft by the Colorado Avalanche.
- Leivermann and Hellickson became the 80th and 81st Irish players selected in the NHL Draft.

FRESHMAN CLASS (7)

- Defenseman Matt Hellickson, forwards Pierce Crawford, Max Eisenmenger, Matt Steeves and Colin Theisen, as well as goaltenders Nick Sanford and Dylan St. Cyr comprise the seven member freshman class.

RPI (HEADING INTO WEEKEND SERIES)

Series: Tied 4-4-0 (8 games)
 At Notre Dame: Tied 2-2-0
 At Troy: RPI leads 2-1-0
 At Neutral Sites: ND leads 1-0-0
 Overtime Wins: None
 One-Goal Wins: RPI 1, ND 2
 Last Meeting: Oct. 10, 2014 (RPI 3-2)
 Current Series Streak: RPI 1 win

ALL-TIME SERIES RECORD

Year	Host	Site	Arena	Win	Loss	Tie	Result
1988-89	Rensselaer	Troy, N.Y.	Houston Field House		L		0-6
2000-01	Rensselaer	Troy, N.Y.	Houston Field House		L		2-6
2004-05	Notre Dame	Notre Dame, Ind.	Joyce Center		L		1-3
	Notre Dame	Notre Dame, Ind.	Joyce Center	W			2-1
2007-08	Rensselaer	Troy, N.Y.	Houston Field House		W		4-3
		Tampa, Fla.	St. Pete Times Forum	W			3-1
2011-12	Notre Dame	Notre Dame, Ind.	Compton Family Ice Arena	W			5-2
2014-15	Notre Dame	Notre Dame, Ind.	Compton Family Ice Arena		L		2-3

SERIES SCORING

	Total	Avg.
Notre Dame	19	2.38
Rensselaer	25	3.13

SERIES RECORDS

ND Most Goals (Game): 5, 2011-12 (5-2)
 RPI Most Goals (Game): 6, in 1988-89 (6-0)
 High-Scoring Game: 8, in 2000-01 (RPI 6-2)
 Low-Scoring Game: 3, in 2004-05 (ND 2-1),
 Longest ND Win Streak: 4 games (2004-present)
 Longest RPI Win Streak: 3 games (1988-2005)
 Shutouts By: RPI 1 (1988-89)

MINNESOTA (HEADING INTO WEEKEND SERIES)

Series: Minnesota leads 26-15-3 (44 games)
 At Notre Dame: Minnesota leads 6-5-1
 At Minnesota: Minnesota leads 17-8-2
 At Neutral Sites: Minnesota leads 3-2-0
 Overtime Wins: UM 1, ND 0
 One-Goal Wins: UM 7, ND 10
 Last Meeting: March 25, 2017 (ND 3-2)
 Current Series Streak: ND 1 win

ALL-TIME SERIES RECORD

Year	Host	Site	Arena	Win	Loss	Tie	Result
1924-25	Minnesota	Minneapolis, Minn.	Minneapolis Arena		L (OT)		1-2
	Minnesota	Minneapolis, Minn.	Minneapolis Arena		L		1-2
1925-26	Minnesota	Minneapolis, Minn.	Minneapolis Arena		L (2OT)		4-6
	Minnesota	Minneapolis, Minn.	Minneapolis Arena		L		0-4
1926-27	Minnesota	Minneapolis, Minn.	Minneapolis Arena		L		0-3
	Minnesota	Minneapolis, Minn.	Minneapolis Arena	W			2-0
1971-72	Minnesota	Minneapolis, Minn.	Williams Arena	W			5-4
	Minnesota	Minneapolis, Minn.	Williams Arena	W			8-3
1972-73	Notre Dame	Notre Dame, Ind.	Joyce Center	W			3-2
	Notre Dame	Notre Dame, Ind.	Joyce Center		L		1-7
1973-74	Minnesota	Minneapolis, Minn.	Williams Arena		L		2-7
	Minnesota	Minneapolis, Minn.	Williams Arena		L		3-6
1974-75	Minnesota	Minneapolis, Minn.	Williams Arena		L		1-8
	Minnesota	Minneapolis, Minn.	Williams Arena		L		3-5
1975-76	Notre Dame	Notre Dame, Ind.	Joyce Center		L		3-6
	Notre Dame	Notre Dame, Ind.	Joyce Center			T (OT)	4-4
1976-77		St. Paul, Minn.	St. Paul Civic Center	W			6-5
		St. Paul, Minn.	St. Paul Civic Center		L		2-3
	Minnesota	Minneapolis, Minn.	Williams Arena	W			3-2
	Minnesota	Minneapolis, Minn.	Williams Arena			T (OT)	3-3
	Notre Dame	Notre Dame, Ind.	Joyce Center	W			5-1
	Notre Dame	Notre Dame, Ind.	Joyce Center		L		2-9
1977-78	Minnesota	Minneapolis, Minn.	Williams Arena			T (OT)	5-5
	Minnesota	Minneapolis, Minn.	Williams Arena		L		1-4
1978-79	Minnesota	Minneapolis, Minn.	Williams Arena	W			3-2
	Minnesota	Minneapolis, Minn.	Williams Arena		L		1-4
	Notre Dame	Notre Dame, Ind.	Joyce Center	W			3-2
	Notre Dame	Notre Dame, Ind.	Joyce Center	W			8-7
1979-80	Minnesota	Minneapolis, Minn.	Williams Arena		L (OT)		5-6
	Minnesota	Minneapolis, Minn.	Williams Arena	W			6-3

	Notre Dame	Notre Dame, Ind.	Joyce Center		L		2-3
	Notre Dame	Notre Dame, Ind.	Joyce Center		L		7-8
1980-81	Minnesota	Minneapolis, Minn.	Williams Arena		L		2-4
	Minnesota	Minneapolis, Minn.	Williams Arena	W			6-5
1990-91	Minnesota	Minneapolis, Minn.	Williams Arena		L		2-7
2000-01		St. Paul, Minn.	Xcel Energy Center		L		3-7
2003-04		Grand Rapids, Mich.	Van Andel Arena		L		2-5
2011-12	Minnesota	Minneapolis, Minn.	Mariucci Arena	W			4-3
2012-13	Minnesota	Minneapolis, Minn.	Mariucci Arena		L		1-3
2013-14	Notre Dame	Notre Dame, Ind.	Compton Family Ice Arena	W			4-1
	Notre Dame	Notre Dame, Ind.	Compton Family Ice Arena		L		4-5
2014-15	Minnesota	Minneapolis, Minn.	Mariucci Arena		L		0-5
	Minnesota	Minneapolis, Minn.	Mariucci Arena		L		2-4
2016-17		Manchester, N.H.	SNHU Arena	W			3-2

SERIES SCORING

	Total	Avg.
Notre Dame	134	3.04
Minnesota	188	4.27

SERIES RECORDS

ND Most Goals (Game): 8, in '71-'72 (8-3), '78-'79 (8-7)
 UM Most Goals (Game): 9, in 1976-77 (9-2)
 High-Scoring Game: 15, in ;'78-'79 (ND 8-7) '79-'80 (UM 8-7)
 Low-Scoring Game: 2, in 1926-27 (ND 2-0)
 Longest ND Win Streak: 4 games ('26-'72)
 Longest UM Win Streak: 6 games, ('72-'76)
 Shutouts By: UM 3, ND 1

HEAD COACH
JEFF JACKSON



- The 2017-18 hockey season marks University of Notre Dame hockey coach Jeff Jackson's 13th season behind the Irish bench. The highly regarded Jackson now has over 30 years of coaching experience.
- Notre Dame's Jeff Jackson era began in 2005 when the University searched for a man who could move the program among the elite hockey schools in the country.
- During his now 13-year run, Notre Dame has become one of the nation's top teams, winning the Central Collegiate Hockey Association's (CCHA) regular-season title twice (2006-07 and 2008-09) while earning three Mason Cup championships ('07, '09 and the final one in 2013)
- Since his arrival at Notre Dame, the Irish skaters have accumulated an overall record of 268-167-52, including eight trips to the NCAA Tournament (2006-09, 2010-11, 2012-14 and 2016-17), three Frozen Four appearances (2008, 2011 and 2017) and one national championship berth (2008).
- The 2017-18 season begins Notre Dame's hockey tenure in the Big Ten Conference. Since the introduction of hockey to the Big Ten, Jackson's Irish hold a 4-7-1 record against members of the conference.
- Between 2006-09, the Irish turned in win totals of 32, 27 and 31 for three consecutive seasons of 25 or more wins and three consecutive NCAA tournament appearances, a first in program history.
- Jackson's success on the ice also has had a major impact off the ice for the Irish. With the wins came a commitment from the University that led to the new home of Irish hockey - The Compton Family Ice Arena - one of the finest college hockey facilities in the nation. The new venue opened on Oct. 21, 2011.
- The Irish have seen 34 players selected in the National Hockey League Entry Draft during Jackson's tenure, including three first round selections. Since his arrival on campus, Notre Dame has also seen 21 products from USA Hockey's National Team Development Program reach the Irish ranks.
- Jackson has coached six Irish players to All-America honors - Anders Bjork (2017) Robbie Russo (2015), Anders Lee (2013), Ian Cole (2009), Erik Condra (2009) and David Brown (2007).
- In addition, 16 of his players have gone on to play in the NHL, including most recently Robbie Russo (Detroit) and T.J. Tynan (Columbus), who each made their NHL debuts on March 7, 2017.
- Jackson's Notre Dame teams have played with poise, discipline, team speed and have also featured strong goaltending and excellent special teams play.
- Having led the Lake Superior State Lakers to an NCAA Division I title in 1992 and 1994, Jackson became the first coach to have won the championship prior to joining Notre Dame's hockey staff.
- As a head coach, Jackson has led teams to 14 NCAA Tournament appearances and seven conference championships (1991-93, '95, '07, '09 and '13).

THE JEFF JACKSON FILE COLLEGIATE HEAD COACHING					
19th year as NCAA Div. I Head Coach					
Alma Mater: Michigan State ('78, '79)					
School	Seasons	Record			Pct.
Lake Superior State	6	182	52	25	.751
Notre Dame	13	276	170	53	.
TOTALS	19	458	222	78	.

THE JEFF JACKSON FILE ADDITIONAL HEAD COACHING					
Team	Seasons	Record			
USNTDP (USHL)	3	N/A	N/A	N/A	N/A
Guelph (OHL)	2	71	46	16	3

HONORS AND ACCOLADES	
Year	Award
1990-91	CCHA Coach of the Year
2006-07	CCHA Coach of the Year
2006-07	Spencer Penrose Award
2010-11	CCHA Coach of the Year

JACKSON AND THE FROZEN FOUR	
Year	Team
1992	Lake Superior State (NCAA Champion)
1993	Lake Superior State (NCAA Runner-Up)
1994	Lake Superior State (NCAA Champion)
2008	University of Notre Dame (NCAA Runner-Up)
2011	University of Notre Dame (NCAA Semifinalist)
2017	University of Notre Dame (NCAA Semifinalist)

- A 1978 graduate of Michigan State University with a degree in communications, Jackson followed with an education degree from Michigan State in 1979.
- In May 2003, Inside College Hockey ranked Jackson 12th on its list of the 16 greatest college coaches of all-time with only five of the 16 still active.
- He made his NHL debut as an assistant coach with the New York Islanders during the 2003 season in which they earned a spot in the 2004 Stanley Cup playoffs. The following season all games were canceled due to the unresolved 2004-05 NHL lockout, and at the end of the year Jackson left the Islanders to join the Fighting Irish as head coach for the 2005-06 season.
- Jackson is a member of the USA Hockey Coaches Achievement Program, the American Hockey Coaches Association and the National Hockey League Coaches Association.

JEFF JACKSON RECORDS VS. DIVISION I TEAMS				
Team	W	L	T	%
Air Force	1	0	0	1.00
Alabama Huntsville	8	1	0	0.889
Alaska	21	8	1	0.696
Alaska Anchorage	1	0	0	1.00
Arizona State	2	0	0	1.00
Army	1	0	0	1.00
Bemidji State	0	1	0	0.00
Boston College	10	8	0	0.555
Boston University	10	5	1	0.656
Bowling Green	43	9	4	0.804
Brown	0	1	0	0.00
Canisius	1	0	0	1.00
Clarkson	2	3	0	0.40
Colgate	1	0	0	1.00
Colorado College	0	1	0	0.00
Connecticut	4	1	1	0.750
Cornell	2	1	0	0.667
Denver	1	5	3	0.278
Ferris State	29	11	4	0.705
Harvard	1	1	0	0.50
Holy Cross	2	0	0	1.00
Illinois-Chicago	24	2	0	0.923
Kent State	7	0	1	0.938
Lake Superior State	20	4	4	0.786
Laurentian	2	0	0	1.00
Maine	9	4	1	0.679
Massachusetts	8	4	0	0.667
Massachusetts Lowell	4	9	2	0.333
Mercyhurst	1	0	0	1
Merrimack	6	2	1	0.722
Miami	20	16	10	0.694
Michigan	27	26	8	0.508
Michigan State	23	15	8	0.587
Michigan Tech	6	2	1	0.722
Minnesota	6	5	0	0.545
Minnesota-Duluth	6	6	2	0.50
Minnesota State	2	3	0	0.40
Nebraska Omaha	12	3	2	
New Hampshire	6	3	1	0.650
Niagara	2	0	0	1.00
Northeastern	6	10	2	0.389
North Dakota	1	2	2	0.30
Northern Michigan	16	7	3	0.667
Notre Dame	11	2	0	0.846
Ohio State	30	13	7	0.
Penn State	3	2	1	
Princeton	4	1	0	0.80

Providence College	8	3	2	0.692
Rensselaer	3	1	0	0.750
Robert Morris	1	1	0	0.50
Sacred Heart	3	1	0	0.750
St. Cloud State	0	2	0	0.00
St. Lawrence	2	0	1	0.833
Toronto	1	0	0	1.00
Union College	1	1	0	0.50
Vermont	6	2	2	0.70
Western Michigan	30	14	10	0.648
Wisconsin	1	2	0	0.333
York University	1	0	0	1

POST-SEASON RECORD VS. DIVISION I TEAMS			
Team	W	L	%
Alabama Huntsville	1	0	1.00
Alaska	2	2	0.50
Alaska Anchorage	1	0	1.00
Bemidji State	0	1	0.00
Boston College	2	2	0.50
Boston University	3	1	0.750
Bowling Green	4	0	1.00
Clarkson	2	2	0.50
Cornell	1	0	1.00
Denver	0	1	0.00
Ferris State	2	1	0.667
Harvard	1	0	1.00
Illinois-Chicago	6	0	1.00
Lake Superior State	3	1	0.750
Maine	0	1	0.00
Massachusetts	2	1	0.667
Massachusetts Lowell	2	4	0.333
Merrimack	1	0	1.00
Miami	2	2	0.50
Michigan	9	6	0.60
Michigan State	5	1	0.833
Minnesota	2	0	1.00
Minnesota-Duluth	1	1	0.50
Nebraska Omaha	2	0	1.00
New Hampshire	2	0	1.00
Northeastern	1	2	0.333
Northern Michigan	1	1	0.50
Ohio State	7	2	0.778
Providence College	2	0	1.00
St. Cloud State	0	2	0.00
Vermont	0	1	0.00
Western Michigan	3	0	1.00
Wisconsin	1	0	1.00

NOTRE DAME'S 2017-18 RECORD WHEN	
Overall	8-3-1
In Big Ten regular season games	4-0-0
Non-conference games	4-3-1
Home	6-3-1
Road	2-0-0
Neutral	0-0-0
In overtime games	0-0-1
When Notre Dame scores first	7-1-1
When opponents score first	1-2-0
When Notre Dame leads after 1 period	2-1-0
When Notre Dame trails after 1 period	2-2-0
When score is tied after 1 period	4-0-1
When Notre Dame leads after 2 periods	6-1-0
When Notre Dame trails after 2 periods	0-2-0
When score is tied after 2 periods	2-0-1
When Notre Dame trails at any point in the third period	0-3-1
When Notre Dame outshoots opponent	3-1-0
When opponent outshoots Notre Dame	5-2-1
When shots are even	0-0-0
In Game 1 of weekend series	3-2-1
In Game 2 of weekend series	5-1-0
In Game 1 of Big Ten weekend series	2-0-0
In Game 2 of Big Ten weekend series	2-0-0
In one-goal games	3-0-0
in two-goal games	3-3-0
When scoring 0-1 goals	1-0-0
When scoring two or more goals	7-3-1
When scoring three or more goals	7-2-0

When scoring four or more goals	5-2-0
When scoring five or more goals	3-0-0
Against Ranked Opponents	
vs. #1/1 Denver	0-1-1
at #16/RV Ohio State	2-0-0
vs. #19/RV Penn State	2-0-0
Month-By-Month	
Notre Dame in October	4-3-1
Notre Dame in November	4-0-0
Notre Dame in December	
Notre Dame in January	
Notre Dame in February	
Notre Dame in March	
Vs. Conferences	
Atlantic Hockey	1-1-0
Big Ten	4-0-0
ECAC	0-0-0
NCHC	1-2-1
WCHA	2-0-0

THE LAST TIME...

TEAM	
Notre Dame won in overtime	March 26, 2017 vs. UMass Lowell in NCAA Northeast Regional Final (3-2)
Notre Dame lost in overtime	October 22, 2016 vs. Penn State (2-3)
Notre Dame tied in overtime	October 13, 2017 vs. Denver (2-2)
Notre Dame scored 10 or more goals in a game	December 29, 2010 vs. Canisius (10-2)
Notre Dame allowed 10 or more goals in a game	March 12, 2005 at Michigan (10-1)
Notre Dame had a home shutout	November 11, 2017 vs. Penn State (Cale Morris, 33 saves)
Notre Dame had a road shutout	December 3, 2016 at Massachusetts (Cal Petersen, 22 saves)
Notre Dame had a neutral site shutout	October 13, 2012 vs. Maine (Steven Summerhays, 22 saves)
Notre Dame was shutout at home	November 26, 2016 vs. Clarkson (Jake Keilley 35 saves)
Notre Dame was shutout on the road	November 13, 2016 at Northeastern (Jake Theut, 22 saves, two periods of play) November 7, 2014 at Minnesota (Adam Wilcox, 20 saves)
Notre Dame won 1-0	November 11, 2017 vs. Penn State (Cale Morris, 33 saves)
Notre Dame had 35 or more shots in a game	October 27, 2017 vs. Omaha (35 shots)
Notre Dame had 40 or more shots in a game	October 20, 2017 vs. Sacred Heart (43 shots)
Notre Dame had 50 or more shots in a game	October 7, 2016 vs. Arizona State (51 shots)
Notre Dame surrendered 35 or more shots in a game	November 10, 2017 vs. Penn State (43 shots)
Notre Dame surrendered 40 or more shots in a game	November 10, 2017 vs. Penn State (43 shots)
Notre Dame surrendered 50 or more shots in a game	January 1, 2016 at Denver (50 shots)
Notre Dame had three PP goals in a game	October 25, 2014 vs. Niagara (7-0 win)
Notre Dame had four PP goals in a game	October 20, 2013 vs. Michigan Tech (7-3 win)
Notre Dame had six PP goals in a game	October 7, 2016 vs. Arizona State (9-2 win) February 13, 2009 vs. Northern Michigan (9-5 win)
Notre Dame had one short-handed goal	October 6, 2017 vs. Alabama Huntsville (Jake Evans, 5-3 win)
Notre Dame had two short-handed goals	January 7, 2011 at Northern Michigan (8-1 win) November 20, 2010 vs. Michigan State (4-2 win)
Notre Dame surrendered five PP goals	December 4, 2004 vs. Michigan (8-0 loss)
Notre Dame surrendered four PP goals	February 1, 2013 at Ohio State (6-3 loss)
Notre Dame surrendered three PP goals	December 2, 2016 at UMass (5-4 loss)
Notre Dame surrendered two short-handed goals	February 8, 2013 vs. Michigan (7-4 win)
Notre Dame played a #1 ranked team	October 14, 2017 vs. Denver (L, 4-2)
Notre Dame tied a #1 ranked team	October 13 2017 vs. Denver (T, 2-2 in OT)
Notre Dame defeated a #1 ranked team	March 1, 2014 at Boston College (W, 2-1 in OT)
Notre Dame defeated a #1 ranked team at home	November 8, 2013 vs. Minnesota (W, 4-1)
Notre Dame erased a two-goal deficit to win or tie	March 25, 2017 vs. Minnesota in the NCAA Northeast Regional Semifinal (W, 3-2)
Notre Dame erased a two-goal, third period deficit to win or tie	February 3, 2017 vs. Vermont (T, 4-4)
	December 10, 2015 at Boston College (W, 4-3)

INDIVIDUAL	
Notre Dame player scored a hat trick	October 16, 2015 - Steven Fogarty at Penn State
Notre Dame defenseman scored a hat trick	January 18, 2015 - Robbie Russo at UConn
Notre Dame player scored four goals	October 19, 1995 - Brian Urick at Alaska Fairbanks
Notre Dame player scored five goals	December 29, 1971 - Ian Williams at Dartmouth
Notre Dame player had three assists	October 27, 2017 - Jake Evans vs. Omaha (0-3-3)
Notre Dame player had four assists	October 26, 2017 - Jake Evans vs. Omaha (0-4-4)
Notre Dame player had five assists	October 21, 1994 - Jamie Ling vs. Waterloo (2-5-7)
Notre Dame player had four points	October 26, 2017 - Jake Evans vs. Omaha (0-4-4)
Notre Dame player had five points	February 13, 2009 - Erik Condra at Northern Michigan (2-3-5)
Notre Dame player had six points	October 21, 1994 - Jamie Ling vs. Waterloo (2-5-7)
Notre Dame player had seven points	October 21, 1994 - Jamie Ling vs. Waterloo (2-5-7)
Notre Dame goalie made 35+ saves	Nov. 4, 2017 - Cale Morris at Ohio State, 39 saves (3-2 win)
Notre Dame goalie made 40+ saves	Nov. 10, 2017 - Cale Morris vs. Penn State, 40 saves (5-3 win)
Notre Dame goalie made 50+ saves	March 6, 2015 - Cal Petersen vs. UMass, 87 saves (4-3 loss)
Opposing player scored a hat trick	October 19, 2017 - Vito Bavaro of Sacred Heart
Opposing player scored four goals	March 12, 1994 - Colin Ward of Western Michigan
Opposing player scored five goals	November 10, 1973 - Tom Ross of Michigan State
Opposing player had four assists	December 2, 2011 - Ludwig Karlsson of Northeastern (0-4-4)
Opposing player had five assists	January 20, 1996 - Kevin Hilton of Michigan (0-5-5)
Opposing player had four points	March 12, 2016 - Kevin Roy of Northeastern (2-2-4)
Opposing player had five points	January 27, 2001 - Jeff Hamilton of Yale (2-3-5)
Opposing player had six points	January 11, 1994 - John Gruden of Ferris State (4-3-7)
Opposing player had seven points	January 11, 1994 - John Gruden of Ferris State (4-3-7)
Opposing goalie made 35+ saves	October 6, 2017 - Jordan Uhelski of Alabama Huntsville, 40 saves (5-3 ND win)
Opposing goalie made 40+ saves	October 20, 2017 - Nathan Perry of Sacred Heart, 40 saves (3-1 ND win)
Opposing goalie made 50+ saves	March 6, 2015 - Steve Mastalerz of UMass, 75 saves (4-3 ND loss)
Notre Dame had a penalty shot	January 21, 2017 - Joe Wegwerth (saved vs. New Hampshire)
Notre Dame scored on a penalty shot	December 6, 2013 - Jeff Costello (vs. UMass) March 16, 2013 - Bryan Rust (vs. Bowling Green)
Opponent had a penalty shot	March 10, 2017 - Shane Kavanagh, Providence (vs. Cal Petersen, missed wide, 5-0 ND win) January 29, 2016 - Colin White, Boston College (saved by Cal Petersen, 4-0 ND loss) January 22, 2016 - Ara Nazarian, New Hampshire (scored on Cal Petersen, 5-1 ND win) December 10, 2015 - Colin White, Boston College (saved by Cal Petersen, 4-3 ND win)

Final 2016-17 Combined Stats

Date	Opponent	Score	Att.	Record:	Overall	Home	Away	Neutral					
Oct 07	ARIZONA STATE	W 9-2	3356	ALL GAMES	23-12-5	14-5-4	7-5-1	2-2-0					
Oct 08	ARIZONA STATE	W 4-2	3554	CONFERENCE	12-6-4	6-2-3	6-4-1	0-0-0					
Oct 14	at #4 Minnesota Duluth	L 3-4	5526	NON-CONFERENCE	11-6-1	8-3-1	1-1-0	2-2-0					
Oct 15	at #4 Minnesota Duluth	W 3-1	6014										
Oct 21	PENN STATE	Tot 3-3	3411										
Oct 22	PENN STATE	Lot 2-3	3518										
* Oct 27	UCONN	L 2-4	2936	## Player	gp	g	a	pts	sh	sh%	pen-min	pp	sh
* Oct 28	UCONN	W 6-2	4065	10 Anders Bjork	39	21	31	52	129	.163	8-16	5	2
* Nov 12	at Northeastern	W 5-2	3511	18 Jake Evans	40	13	29	42	110	.118	18-47	1	1
* Nov 13	at Northeastern	T 0-0	1444	15 Andrew Oglevie	40	21	20	41	127	.165	5-10	5	1
* Nov 17	#5 UMASS LOWELL	L 1-4	3151	3 Jordan Gross	40	10	22	32	160	.062	6-12	5	0
* Nov 18	#5 UMASS LOWELL	W 4-1	4653	26 Cam Morrison	40	12	12	24	83	.145	6-12	5	0
Nov 25	HOLY CROSS	W 5-3	4581	25 Dylan Malmquist	40	10	14	24	68	.147	10-20	3	0
Nov 26	CLARKSON	L 0-2	3865	4 Dennis Gilbert	40	0	22	22	50	.000	11-22	0	0
* Dec 2	at Massachusetts	L 4-5	2481	27 Bobby Nardella	34	7	14	21	84	.083	9-26	4	0
* Dec 3	at Massachusetts	W 3-0	3039	16 Connor Hurley	21	4	12	16	26	.154	11-22	0	0
* Dec 10	#3 BOSTON COLLEGE	W 3-2	5022	22 Andrew Peeke	40	4	10	14	56	.071	8-16	0	0
Dec 31	ALASKA	W 5-0	4149	28 Jack Jenkins	36	7	5	12	88	.080	2-4	0	0
Jan 01	ALASKA	W 4-0	4023	6 Tory Dello	39	1	11	12	80	.013	23-65	0	0
Jan 06	MICHIGAN TECH	W 3-1	4328	11 Joe Wegwerth	33	7	4	11	52	.135	7-14	3	0
Jan 07	MICHIGAN TECH	L 2-4	4741	21 Cal Burke	35	3	8	11	69	.043	4-8	0	0
* Jan 13	at Merrimack	W 2-1	2251	9 Dawson Cook	39	1	5	6	39	.026	4-8	0	0
* Jan 14	at Merrimack	L 2-4	2271	29 Bo Brauer	26	3	2	5	12	.250	3-14	1	0
* Jan 20	NEW HAMPSHIRE	Tot 2-2	4504	19 Mike O'Leary	37	2	2	4	22	.091	16-40	0	0
* Jan 21	NEW HAMPSHIRE	W 3-0	4652	40 Cal Petersen	40	0	3	3	0	.000	1-2	0	0
* Jan 28	at #13 Boston College	L 4-6	7884	8 Ben Ostlie	30	1	1	2	14	.071	6-12	0	0
* Feb 03	#12 VERMONT	Tot 4-4	4520	12 Felix Holmberg	18	1	0	1	8	.125	1-2	0	0
* Feb 04	#12 VERMONT	W 4-1	4744	2 Tony Bretzman	15	0	1	1	7	.000	1-2	0	0
* Feb 10	at Maine	W 3-2	4990	24 Luke Ripley	38	0	0	0	26	.000	20-40	0	0
* Feb 11	at Maine	W 4-2	4392	TM TEAM	21	0	0	0	0	.000	4-8	0	0
* Feb 17	#10 PROVIDENCE COLLEGE	W 4-1	4509	Total	40	128	228	356	1310	.098	184-422	32	4
* Feb 18	#10 PROVIDENCE COLLEGE	Tot 3-3	5022	Opponents	40	93	155	248	1201	.077	208-489	22	1
* Feb 24	at #6 Boston University	W 3-1	4562	## Goalie	gp	min	ga	gaavg	saves	save%	w-l-t		
* Feb 25	at #5 Boston University	L 1-4	5613	40 Cal Petersen	40	2374:39	88	2.22	1101	.926	23-12-5		
Mar 10	#10 PROVIDENCE COLLEGE	W 5-0	3933	32 Cale Morris	1	19:43	1	3.04	7	.875	0-0-0		
Mar 11	#10 PROVIDENCE COLLEGE	W 5-2	4239	TM EMPTY NET	21	9:42	4	-	0	.000	0-0-0		
Mar 17	vs #4 UMass Lowell	L 1-5	10979	Total	40	2404:04	93	2.32	1108	.923	23-12-5		
Mar 25	vs #5 Minnesota	W 3-2	6299	Opponents	40	2404:04	128	3.19	1182	.902	12-23-5		
Mar 26	vs UMass Lowell	Wot 3-2	4635										
Apr 6	vs Denver	L 1-6	19626										

TEAM STATISTICS	ND	OPP
SHOT STATISTICS		
Goals-Shot attempts	128-1310	93-1201
Shot pct.	.098	.077
Goals/Game	3.2	2.3
Shots/Game	32.8	30.0
POWER PLAYS		
Goals-Power Plays	32-171	22-151
Conversion Percent	.187	.146
Shot Attempts	266	207
Shot Percent	.120	.106
GOAL BREAKDOWN		
Power Play	32	22
Short-handed	4	1
Empty net	6	4
Penalty	0	0
Unassisted	6	5
Overtime	1	1
PENALTIES		
Number	184	208
Minutes	422	489
Penalties/Game	4.6	5.2
Pen minutes/Game	10.6	12.2

Attendance Summary	ND	Opponent
Total	95476	53978
Dates/Avg Per Date	23/4151	13/4152
Neutral Site #/Avg	4/10385	

Goals by Period	1st	2nd	3rd	OT	Total
Notre Dame	29	45	53	1	128
Opponents	31	32	29	1	93

Saves by Period	1st	2nd	3rd	OT	Total
Notre Dame	355	378	362	13	1108
Opponents	382	439	351	10	1182

2017-18 COMBINED STATS

Date	Opponent	Score	Att.	Record:	Overall	Home	Away	Neutral
Oct 06	ALABAMA HUNTSVILLE	w 5-3	3885	ALL GAMES	8-3-1	6-3-1	2-0-0	0-0-0
Oct 07	ALABAMA HUNTSVILLE	w 4-0	3412	CONFERENCE	4-0-0	2-0-0	2-0-0	0-0-0
Oct 13	#1 DENVER	Tot 2-2	4478	NON-CONFERENCE	4-3-1	4-3-1	0-0-0	0-0-0
Oct 14	#1 DENVER	L 2-4	4075					
Oct 19	SACRED HEART	L 4-6	3340					
Oct 20	SACRED HEART	w 3-1	4007					
Oct 26	OMAHA	L 4-6	3834					
Oct 27	OMAHA	w 5-4	4743					
* Nov 03	at #16 Ohio State	w 4-1	6749					
* Nov 04	at #16 Ohio State	w 3-2	5900					
* Nov 10	#19 PENN STATE	w 5-3	4574					
* Nov 11	#19 PENN STATE	w 1-0	4160					

TEAM STATISTICS	ND	OPP
SHOT STATISTICS		
Goals-Shot attempts	42-366	32-405
Shot pct.	.115	.079
Goals/Game	3.5	2.7
Shots/Game	30.5	33.8
POWER PLAYS		
Goals-Power Plays	9-38	5-36
Conversion Percent	.237	.139
Shot Attempts	48	59
Shot Percent	.188	.085
GOAL BREAKDOWN		
Power Play	9	5
Short-handed	1	0
Empty net	3	3
Penalty	0	0
Unassisted	1	2
Overtime	0	0
Shootout	0	0
Delayed Penalty	0	0
PENALTIES		
Number	42	44
Minutes	95	88
Penalties/Game	3.5	3.7
Pen minutes/Game	7.9	7.3
SHOOTOUTS (Made-Att)	1-4	2-4

#	Player	gp	g	a	pts	sh	sh%	pen-min	pp	sh
18	Jake Evans	12	4	15	19	28	.143	1-2	1	1
3	Jordan Gross	12	4	8	12	49	.082	3-6	2	0
27	Bobby Nardella	12	3	9	12	14	.214	5-10	1	0
15	Andrew Oglevie	8	5	4	9	27	.185	0-0	3	0
13	Colin Theisen	12	4	5	9	24	.167	1-2	1	0
11	Cal Burke	12	4	3	7	29	.138	0-0	0	0
22	Andrew Peeke	12	1	6	7	17	.059	2-4	0	0
26	Cam Morrison	12	3	3	6	20	.150	0-0	0	0
9	Dawson Cook	10	3	2	5	14	.214	2-4	0	0
28	Jack Jenkins	12	2	3	5	23	.087	0-0	0	0
5	Matt Hellickson	12	0	5	5	10	.000	3-6	0	0
21	Joe Wegwerth	7	3	1	4	22	.136	1-2	1	0
9	Bo Brauer	9	2	2	4	13	.154	1-2	0	0
25	Dylan Malmquist	6	2	1	3	8	.250	2-4	0	0
4	Dennis Gilbert	11	1	2	3	14	.071	1-2	0	0
19	Mike O'Leary	12	0	3	3	17	.000	2-4	0	0
20	Justin Wade	10	0	2	2	9	.000	9-29	0	0
8	Matt Steeves	7	1	0	1	7	.143	2-4	0	0
6	Tory Dello	11	0	1	1	8	.000	2-4	0	0
14	Max Eisenmenger	5	0	1	1	2	.000	1-2	0	0
23	Luke Novak	3	0	1	1	7	.000	1-2	0	0
17	Pierce Crawford	3	0	0	0	2	.000	1-2	0	0
12	Felix Holmberg	4	0	0	0	2	.000	0-0	0	0
32	Cale Morris	9	0	0	0	0	.000	1-2	0	0
24	Luke Ripley	2	0	0	0	0	.000	0-0	0	0
TM	TEAM	3	0	0	0	0	.000	1-2	0	0
	Total	12	42	77	119	366	.115	42-95	9	1
	Opponents	12	32	50	82	405	.079	44-88	5	0

#	Goalie	gp	min	ga	gaavg	saves	save%	w-l-t
32	Cale Morris	9	498:35	17	2.05	246	.935	7-1-0
1	Dylan St. Cyr	4	223:45	12	3.22	127	.914	1-2-1
TM	EMPTY NET	3	2:40	3	-	0	.000	0-0-0
	Total	12	725:00	32	2.65	373	.921	8-3-1
	Opponents	12	725:00	42	3.48	324	.885	3-8-1

Attendance Summary	ND	Opponent
Total	40508	12649
Dates/Avg Per Date	10/4051	2/6324
Neutral Site #/Avg	0/0	

Goals by Period	1st	2nd	3rd	Total
Notre Dame	6	21	15	42
Opponents	9	10	13	32

Saves by Period	1st	2nd	3rd	Total
Notre Dame	126	111	134	373
Opponents	107	120	90	324

**2017-18 INDIVIDUAL STATS**

Overall: 8-3-1 Conf: 4-0-0 Home: 6-3-1 Away: 2-0-0 Neut: 0-0-0

##	Player	gp	Shots					+-	Penalties				Goals								blk	
			g	a	pts	sh	sh%		pen-min	min	maj	oth	pp	sh	fg	gw	gt	ot	ht	pn		ua
18	Jake Evans	12	4	15	19	28	.143	+9	1-2	1	0	0	1	1	1	2	0	0	0	0	0	4
3	Jordan Gross	12	4	8	12	49	.082	+3	3-6	3	0	0	2	0	0	1	0	0	0	0	0	14
27	Bobby Nardella	12	3	9	12	14	.214	0	5-10	5	0	0	1	0	1	0	0	0	0	0	0	10
15	Andrew Oglevie	8	5	4	9	27	.185	-4	0-0	0	0	0	3	0	1	1	0	0	0	0	0	0
13	Colin Theisen	12	4	5	9	24	.167	+7	1-2	1	0	0	1	0	1	0	0	0	0	0	1	9
11	Cal Burke	12	4	3	7	29	.138	+1	0-0	0	0	0	0	0	3	0	0	0	0	0	0	4
22	Andrew Peeke	12	1	6	7	17	.059	+6	2-4	2	0	0	0	0	0	0	0	0	0	0	0	28
26	Cam Morrison	12	3	3	6	20	.150	-6	0-0	0	0	0	0	0	0	0	0	0	0	0	0	1
9	Dawson Cook	10	3	2	5	14	.214	+3	2-4	2	0	0	0	0	0	2	0	0	0	0	0	6
28	Jack Jenkins	12	2	3	5	23	.087	-1	0-0	0	0	0	0	0	0	0	0	0	0	0	0	9
5	Matt Hellickson	12	0	5	5	10	.000	+4	3-6	3	0	0	0	0	0	0	0	0	0	0	0	9
21	Joe Wegwerth	7	3	1	4	22	.136	0	1-2	1	0	0	1	0	1	0	0	0	0	0	0	3
29	Bo Brauer	9	2	2	4	13	.154	+5	1-2	1	0	0	0	0	1	1	0	0	0	0	0	2
25	Dylan Malmquist	6	2	1	3	8	.250	0	2-4	2	0	0	0	0	0	1	0	0	0	0	0	2
4	Dennis Gilbert	11	1	2	3	14	.071	+3	1-2	1	0	0	0	0	0	0	0	0	0	0	0	19
19	Mike O'Leary	12	0	3	3	17	.000	+1	2-4	2	0	0	0	0	0	0	0	0	0	0	0	3
20	Justin Wade	10	0	2	2	9	.000	-5	9-29	7	1	1	0	0	0	0	0	0	0	0	0	12
8	Matt Steeves	7	1	0	1	7	.143	0	2-4	2	0	0	0	0	0	0	0	0	0	0	0	2
6	Tory Dello	11	0	1	1	8	.000	+1	2-4	2	0	0	0	0	0	0	0	0	0	0	0	14
14	Max Eisenmenger	5	0	1	1	2	.000	0	1-2	1	0	0	0	0	0	0	0	0	0	0	0	0
23	Luke Novak	3	0	1	1	7	.000	0	1-2	1	0	0	0	0	0	0	0	0	0	0	0	2
17	Pierce Crawford	3	0	0	0	2	.000	0	1-2	1	0	0	0	0	0	0	0	0	0	0	0	3
12	Felix Holmberg	4	0	0	0	2	.000	-2	0-0	0	0	0	0	0	0	0	0	0	0	0	0	1
32	Cale Morris	9	0	0	0	0	.000	0	1-2	1	0	0	0	0	0	0	0	0	0	0	0	0
24	Luke Ripley	2	0	0	0	0	.000	0	0-0	0	0	0	0	0	0	0	0	0	0	0	0	0
TM	TEAM	3	0	0	0	0	.000	0	1-2	1	0	0	0	0	0	0	0	0	0	0	0	14
	Total	12	42	77	119	366	.115	+25	42-95	40	1	1	9	1	9	8	1	0	0	0	1	171
	Opponents	12	32	50	82	405	.079	-	44-88	44	0	0	5	0	3	3	0	0	1	0	2	188

##	Goalie	gp-gs	Goal average			Saves		Record				Goals allowed				
			minutes	ga	avg	saves	pct	w	l	t	sho	pp	sh	en	pen	sog
32	Cale Morris	9-8	498:35	17	2.05	246	.935	7	1	0	1	4	0	0	0	0
1	Dylan St. Cyr	4-4	223:45	12	3.22	127	.914	1	2	1	1	1	0	0	0	0
TM	EMPTY NET	3-0	2:40	3	-	0	.000	0	0	0	0	0	0	3	0	0
	Total	12-0	725:00	32	2.65	373	.921	8	3	1	2	5	0	3	0	0
	Opponents	12-0	725:00	42	3.48	324	.885	3	8	1	0	9	1	3	0	0

2017-18 LEADERS

##	Points	GP	G	A	Pts	Sh
18	Jake Evans	12	4	15	19	28
3	Jordan Gross	12	4	8	12	49
27	Bobby Nardella	12	3	9	12	14
15	Andrew Oglevie	8	5	4	9	27
13	Colin Theisen	12	4	5	9	24
11	Cal Burke	12	4	3	7	29
22	Andrew Peeke	12	1	6	7	17
26	Cam Morrison	12	3	3	6	20
9	Dawson Cook	10	3	2	5	14
28	Jack Jenkins	12	2	3	5	23

##	Goals	GP	G	A	Pts	Sh
15	Andrew Oglevie	8	5	4	9	27
18	Jake Evans	12	4	15	19	28
3	Jordan Gross	12	4	8	12	49
13	Colin Theisen	12	4	5	9	24
11	Cal Burke	12	4	3	7	29
27	Bobby Nardella	12	3	9	12	14
26	Cam Morrison	12	3	3	6	20
9	Dawson Cook	10	3	2	5	14
21	Joe Wegwerth	7	3	1	4	22
28	Jack Jenkins	12	2	3	5	23

##	Power-Play Goals	GP	PPG
15	Andrew Oglevie	8	3
3	Jordan Gross	12	2

##	Short-Handed Goals	GP	SHG
18	Jake Evans	12	1

##	Game-Winning Goals	GP	GWG
9	Dawson Cook	10	2
18	Jake Evans	12	2

##	Plus/Minus	GP	+/-
18	Jake Evans	12	+9
13	Colin Theisen	12	+7
22	Andrew Peeke	12	+6
29	Bo Brauer	9	+5
5	Matt Hellickson	12	+4
3	Jordan Gross	12	+3
4	Dennis Gilbert	11	+3
9	Dawson Cook	10	+3
11	Cal Burke	12	+1
19	Mike O'Leary	12	+1

##	Assists	GP	G	A	Pts	Sh
18	Jake Evans	12	4	15	19	28
27	Bobby Nardella	12	3	9	12	14
3	Jordan Gross	12	4	8	12	49
22	Andrew Peeke	12	1	6	7	17
13	Colin Theisen	12	4	5	9	24
5	Matt Hellickson	12	0	5	5	10
15	Andrew Oglevie	8	5	4	9	27
11	Cal Burke	12	4	3	7	29
26	Cam Morrison	12	3	3	6	20
28	Jack Jenkins	12	2	3	5	23

##	Shots	GP	G	A	Pts	Sh	Sh%
3	Jordan Gross	12	4	8	12	49	.082
11	Cal Burke	12	4	3	7	29	.138
18	Jake Evans	12	4	15	19	28	.143
15	Andrew Oglevie	8	5	4	9	27	.185
13	Colin Theisen	12	4	5	9	24	.167
28	Jack Jenkins	12	2	3	5	23	.087
21	Joe Wegwerth	7	3	1	4	22	.136
26	Cam Morrison	12	3	3	6	20	.150
22	Andrew Peeke	12	1	6	7	17	.059
19	Mike O'Leary	12	0	3	3	17	.000

##	Shot Pct.	GP	G	A	Pts	Sh	Sh%
25	Dylan Malmquist	6	2	1	3	8	.250
27	Bobby Nardella	12	3	9	12	14	.214
9	Dawson Cook	10	3	2	5	14	.214
15	Andrew Oglevie	8	5	4	9	27	.185
13	Colin Theisen	12	4	5	9	24	.167
29	Bo Brauer	9	2	2	4	13	.154
26	Cam Morrison	12	3	3	6	20	.150
8	Matt Steeves	7	1	0	1	7	.143
18	Jake Evans	12	4	15	19	28	.143
11	Cal Burke	12	4	3	7	29	.138

##	Penalties	GP	Pen	Min
20	Justin Wade	10	9	29
27	Bobby Nardella	12	5	10
3	Jordan Gross	12	3	6
5	Matt Hellickson	12	3	6
19	Mike O'Leary	12	2	4
6	Tory Dello	11	2	4
25	Dylan Malmquist	6	2	4
9	Dawson Cook	10	2	4
8	Matt Steeves	7	2	4
22	Andrew Peeke	12	2	4

##	Penalty Minutes	GP	Pen	Min
20	Justin Wade	10	9	29
27	Bobby Nardella	12	5	10
3	Jordan Gross	12	3	6
5	Matt Hellickson	12	3	6
6	Tory Dello	11	2	4
19	Mike O'Leary	12	2	4
25	Dylan Malmquist	6	2	4
9	Dawson Cook	10	2	4
8	Matt Steeves	7	2	4
22	Andrew Peeke	12	2	4

**2017-18 RESULTS**

Date	Opponent		Score	Shots	Overall	Conf	Time	Att.	Goalie of record
Oct 06	ALABAMA HUNTSVILLE	W	5-3	40/28	1-0-0	0-0-0	2:20	3885	Cale Morris
Oct 07	ALABAMA HUNTSVILLE	W	4-0	31/34	2-0-0	0-0-0	2:12	3412	Dylan St. Cyr
Oct 13	#1 DENVER	Tot	2-2	29/48	2-0-1	0-0-0	2:35	4478	Dylan St. Cyr
Oct 14	#1 DENVER	L	2-4	33/34	2-1-1	0-0-0	2:28	4075	Cale Morris
Oct 19	SACRED HEART	L	4-6	33/28	2-2-1	0-0-0	2:13	3340	Dylan St. Cyr
Oct 20	SACRED HEART	W	3-1	43/25	3-2-1	0-0-0	2:21	4007	Cale Morris
Oct 26	OMAHA	L	4-6	35/36	3-3-1	0-0-0	2:20	3834	Dylan St. Cyr
Oct 27	OMAHA	W	5-4	35/31	4-3-1	0-0-0	2:25	4743	Cale Morris
* Nov 03	at #16 Ohio State	W	4-1	18/24	5-3-1	1-0-0	2:08	6749	Cale Morris
* Nov 04	at #16 Ohio State	W	3-2	23/41	6-3-1	2-0-0	2:23	5900	Cale Morris
* Nov 10	#19 PENN STATE	W	5-3	19/43	7-3-1	3-0-0	2:20	4574	Cale Morris
* Nov 11	#19 PENN STATE	W	1-0	27/33	8-3-1	4-0-0	2:12	4160	Cale Morris

Team Record	W-L-T	Attendance	Dates	Total	Avg.
Overall:	8-3-1	Total:	12	53157	4430
Conference:	4-0-0	Home:	10	40508	4051
Home:	6-3-1	Away:	2	12649	6324
Away:	2-0-0	Neutral:	0	0	0
Neutral:	0-0-0				
Overtime:	0-0-1				



2017-18 G-A-P Game-by-Game

Opponent	Date	Score	1 CYR,DYLAN S	3 GROSS,JORD	4 GILBERT,DEN	5 HELLICKSON,	6 DELLO,TORY	8 STEEVES,MA	9 COOK,DAWS	11 BURKE,CAL	12 HOLMBERG,F	13 THEISEN,COL	14 EISENMENGE
UAH	Oct 06	5-3 W	DNP	0-3-3	1-0-1	0-1-1	0-0-0	DNP	0-0-0	0-0-0	0-0-0	1-0-1	0-1-1
UAH	Oct 07	4-0 W	0-0-0	1-0-1	0-0-0	0-1-1	DNP	1-0-1	0-0-0	0-0-0	DNP	0-1-1	0-0-0
DEN	Oct 13	2-2 t	0-0-0	0-1-1	0-0-0	0-0-0	0-0-0	DNP	DNP	0-0-0	0-0-0	0-0-0	0-0-0
DEN	Oct 14	2-4 L	DNP	1-0-1	0-0-0	0-0-0	0-0-0	DNP	DNP	0-0-0	0-0-0	0-0-0	0-0-0
SHU	Oct 19	4-6 L	0-0-0	0-0-0	0-0-0	0-0-0	0-0-0	0-0-0	1-0-1	1-0-1	DNP	0-1-1	0-0-0
SHU	Oct 20	3-1 W	DNP	0-1-1	DNP	0-0-0	0-0-0	DNP	1-0-1	0-0-0	DNP	0-1-1	DNP
OMAHA	Oct 26	4-6 L	0-0-0	1-0-1	0-0-0	0-1-1	0-0-0	0-0-0	0-0-0	1-0-1	DNP	0-1-1	DNP
OMAHA	Oct 27	5-4 W	DNP	1-2-3	0-0-0	0-0-0	0-0-0	0-0-0	0-1-1	0-2-2	0-0-0	2-0-2	DNP
at OSU	Nov 03	4-1 W	DNP	0-1-1	0-0-0	0-1-1	0-0-0	0-0-0	0-0-0	1-1-2	DNP	1-1-2	DNP
at OSU	Nov 04	3-2 W	DNP	0-0-0	0-0-0	0-0-0	0-0-0	0-0-0	0-0-0	1-0-1	DNP	0-0-0	DNP
PSU	Nov 10	5-3 W	DNP	0-0-0	0-1-1	0-1-1	0-1-1	DNP	1-1-2	0-0-0	DNP	0-0-0	DNP
PSU	Nov 11	1-0 W	DNP	0-0-0	0-1-1	0-0-0	0-0-0	0-0-0	0-0-0	0-0-0	DNP	0-0-0	DNP

Opponent	Date	Score	15 OGLEVIE,AND	17 CRAWFORD,P	18 EVANS,JAKE	19 O'LEARY,MIK	20 WADE,JUSTIN	21 WEGWERTH,J	22 PEEKE,ANDR	23 NOVAK,LUKE	24 RIPLEY,LUKE	25 MALMQUIST,	26 MORRISON,C
UAH	Oct 06	5-3 W	0-2-2	DNP	2-1-3	0-0-0	DNP	0-0-0	0-0-0	DNP	0-0-0	DNP	0-1-1
UAH	Oct 07	4-0 W	2-0-2	DNP	0-2-2	0-0-0	0-0-0	0-1-1	0-0-0	DNP	DNP	DNP	0-0-0
DEN	Oct 13	2-2 t	1-0-1	DNP	1-0-1	0-0-0	0-1-1	0-0-0	0-0-0	DNP	DNP	DNP	0-1-1
DEN	Oct 14	2-4 L	0-1-1	DNP	0-2-2	0-0-0	0-0-0	0-0-0	0-0-0	DNP	DNP	DNP	1-0-1
SHU	Oct 19	4-6 L	1-0-1	DNP	0-0-0	0-1-1	0-1-1	1-0-1	0-1-1	DNP	DNP	DNP	0-1-1
SHU	Oct 20	3-1 W	0-0-0	DNP	0-0-0	0-0-0	0-0-0	2-0-2	0-2-2	0-0-0	0-0-0	DNP	0-0-0
OMAHA	Oct 26	4-6 L	DNP	DNP	0-4-4	0-0-0	0-0-0	DNP	1-0-1	0-1-1	DNP	0-0-0	0-0-0
OMAHA	Oct 27	5-4 W	DNP	DNP	0-3-3	0-0-0	0-0-0	DNP	0-0-0	0-0-0	DNP	0-0-0	1-0-1
at OSU	Nov 03	4-1 W	DNP	0-0-0	0-0-0	0-0-0	0-0-0	DNP	0-1-1	DNP	DNP	1-0-1	1-0-1
at OSU	Nov 04	3-2 W	DNP	0-0-0	1-2-3	0-0-0	0-0-0	DNP	0-2-2	DNP	DNP	1-1-2	0-0-0
PSU	Nov 10	5-3 W	1-1-2	DNP	0-1-1	0-1-1	0-0-0	0-0-0	0-0-0	DNP	DNP	0-0-0	0-0-0
PSU	Nov 11	1-0 W	0-0-0	0-0-0	0-0-0	0-1-1	DNP	DNP	0-0-0	DNP	DNP	0-0-0	0-0-0

1	ST. CYR	FR.	GOALTENDER
----------	----------------	------------	-------------------



Northville, Michigan
USNTDP (USHL)

Career Highs

Saves: 46 (vs. Denver 10/13/17)
Goals Against: 5 (2x - vs. Omaha 10/26/17)
Shutouts: 1 (vs. Alabama Huntsville 10/7/17)
Points: N/A

his first career start since Mike Johnson blanked Providence 2-0 on Oct. 16, 2009 at the Joyce Center (29 saves).

- Started game one of the Denver series and made 46 saves as the Irish skated to a 2-2 overtime tie with the No. 1 ranked Pioneers.

As a Freshman

- Made his Irish debut against Alabama Huntsville (Oct. 7) and posted a shutout in his first career start (34 saves).
- St. Cyr became the first Irish goaltender to record a shutout in


ST. CYR'S GAME-BY-GAME (2017-18)

Date	Opponent	Score	Minutes	GA	GAAvg	Saves	Save%	W	L	T	PP	SH	EN	PN	SO
Oct 07, 2017	ALABAMA HUNTSVILLE	4-0	60:00	0	0.00	34	1.000	1	0	0	0	0	0	0	0
Oct 13, 2017	DENVER	2-2	65:00	2	0.96	46	.976	1	0	1	1	0	0	0	0
Oct 19, 2017	SACRED HEART	4-6	58:46	5	2.29	22	.936	1	1	1	0	0	0	0	0
Oct 26, 2017	OMAHA	4-6	39:59	5	3.22	25	.914	1	2	1	0	0	0	0	0
Totals			223:45	12	3.22	127	.914	1	2	1	1	0	0	0	0

ST. CYR'S CAREER STATS

Goalie	GP-GS	Minutes	GA	GAAvg	Saves	Save%	W	L	T	Sho	PPG	SHG
2017-18	4-4	223:45	12	3.22	127	.914	1	2	1	1.0	1	0
TOTAL	4-4	223:45	12	3.22	127	.914	1	2	1	1.0	1	0

2	TONY BRETZMAN	SR.	DEFENSEMAN
----------	----------------------	------------	-------------------



Mendota Heights, Minnesota
Langley Rivermen (BCHL)

Career Highs


Goals: 1 (2x - vs. UConn 11/1/15)
Assists: 1 (2x - at UMass 12/3/16)
Points: 1 (4x - at UMass 12/3/16)
Multi-Point Games: N/A
Point Streak: N/A
Most Recent Goal: 11/1/15 (W, 8-2 at UConn)

As a Senior

BRETZMAN'S CAREER STATS

Season	GP	G	A	Points	Shots	Shot%	Pen-Min	+/-	PPG	SHG	GWG	Blk
2014-15	17	1	1	2	8	.125	3-6	-2	0	0	1	15
2015-16	8	1	0	1	5	.200	2-4	+2	0	0	0	13
2016-17	15	0	1	1	7	.000	1-2	-1	0	0	0	10
TOTAL	40	2	2	4	-	-	6-12	-1	0	0	1	38

3 JORDAN GROSS SR. DEFENSEMAN



Maple Grove, Minnesota
Green Bay Gamblers (USHL)

Career Highs

Goals: 2 (2x - vs. Northeastern 11/12/15)
 Assists: 3 (2x - vs. Alabama Huntsville 10/6/17)
 Points: 3 (3x - vs. Alabama Huntsville 10/6/17)
 Multi-Point Games: 23
 Point Streak: 9 games (Dec. 5, 2014 - Jan. 23, 2015; 3-8-11)
 Most Recent Goal: 10/27/17 (W, 5-4 vs. Omaha)

As a Senior

- Opened the season with a three-assist game against Alabama Huntsville (Oct. 6) and followed by scoring a goal in the 4-0 win over the Chargers on Oct. 7 for a four-point weekend.

- Was named the Big Ten's Third Star of the Week (Oct. 10).
- Scored a game-tying, third period goal against No. 1 Denver in Notre Dame's 4-2 defeat (Oct. 14).
- That goal against the Pioneers was a power-play tally that was blasted through the back of the net and later called a goal after video review.
- Had a goal and two assists in Notre Dame's 5-4 win over Omaha (Oct. 27), including his 100th career point on the assist and the game-winning goal.
- He became the 53rd player in program history to reach 100-career points.

GROSS' CAREER STATS

Season	GP	G	A	Points	Shots	Shot%	Pen-Min	+/-	PPG	SHG	GWG	Blk
2014-15	42	7	21	28	92	.076	7-14	+8	1	0	1	41
2015-16	37	9	22	31	113	.080	11-30	+15	2	0	1	40
2016-17	40	10	22	32	160	.062	6-12	+10	5	0	3	66
2017-18	12	4	8	12	49	.082	3-6	+3	2	0	1	14
TOTAL	131	30	73	103	414	.072	27-62	+36	10	0	6	161

4 DENNIS GILBERT JR. DEFENSEMAN



Buffalo, New York
Chicago Steel (USHL)

Career Highs

Goals: 1 (3x - vs. Alabama Huntsville 10/6/17)
 Assists: 2 (8x - vs. Providence 2/18/17)
 Points: 2 (9x - vs. Providence 2/18/17)
 Multi-Point Games: 9
 Point Streak: 5 games (Feb. 4 - Feb. 18, 2017; 0-9-9)
 Most Recent Goal: 10/6/17 (W, 5-3 vs. Alabama Huntsville)

As a Junior

- Notched a goal in Notre Dame's 5-3 season-opening win over

- Alabama Huntsville to tie the game at 3-3 (Oct. 6).
- That goal against the Chargers was his first since he netted the game winner in Notre Dame's 4-3 comeback win at Boston College during his freshman season (Dec. 10, 2015).
- Missed game two of the Sacred Heart series with an injury.

GILBERT'S CAREER STATS

Season	GP	G	A	Points	Shots	Shot%	Pen-Min	+/-	PPG	SHG	GWG	Blk
2015-16	37	2	8	10	54	.037	17-34	+5	1	0	1	70
2016-17	40	0	22	22	50	.000	11-22	+27	0	0	0	78
2017-18	11	1	2	3	14	.071	1-2	+3	0	0	0	19
TOTAL	88	3	32	35	118	.025	29-58	+35	1	0	1	167

5	MATT HELLICKSON	FR.	DEFENSEMAN
----------	------------------------	------------	-------------------



Rogers, Minnesota
Sioiux City Muskateers (USHL)

Career Highs

Goals: N/A
 Assists: 1 (5x - vs. Penn State 11/10/17)
 Points: 1 (5x - vs. Penn State 11/10/17)
 Multi-Point Games: N/A
 Point Streak: N/A
 Most Recent Goal: N/A

As a Freshman

- Notched an assist in his first career game, a 5-3 win over

Alabama Huntsville (Oct. 6).

- Added an assist in Notre Dame's 4-0 game two win over the Chargers (Oct. 7).
- Had the primary assist on Dawson Cook's third period, game-winning goal in Notre Dame's 5-3 victory against Penn State (Nov. 10).

HELLICKSON'S CAREER STATS

Season	GP	G	A	Points	Shots	Shot%	Pen-Min	+/-	PPG	SHG	GWG	Blk
2017-18	12	0	5	5	10	.000	3-6	+4	0	0	0	9
TOTAL	12	0	5	5	10	.000	3-6	+4	0	0	0	9

6	TORY DELLO	SO.	DEFENSEMAN
----------	-------------------	------------	-------------------



Crystal Lake, Illinois
Tri-City Storm (USHL)

Career Highs

Goals: 1 (vs. UConn 10/27/16)
 Assists: 2 (vs. Holy Cross 11/25/16)
 Points: 2 (vs. Holy Cross 11/25/16)
 Multi-Point Games: 1
 Point Streak: 3 games (Feb. 17-24, 2017; 0-3-3)
 Most Recent Goal: 10/27/16 (L, 4-2 vs. UConn)

As a Sophomore

- Notched his first point of the season with an assist in Notre Dame's 5-3 victory against Penn State (Nov. 10).

DELLO'S CAREER STATS

Season	GP	G	A	Points	Shots	Shot%	Pen-Min	+/-	PPG	SHG	GWG	Blk
2016-17	39	1	11	12	80	.013	23-65	+5	0	0	0	60
2017-18	11	0	1	1	8	.000	2-4	+1	0	0	0	14
TOTAL	50	1	12	13	88	.011	25-69	+6	0	0	0	74

8	MATT STEEVES	FR.	FORWARD
----------	---------------------	------------	----------------



Bedford, New Hampshire
Muskegon Lumberjacks (USHL)

Career Highs

Goals: 1 (vs. Alabama Huntsville 10/7/17)
 Assists: N/A
 Points: 1 (vs. Alabama Huntsville 10/7/17)
 Multi-Point Games: N/A
 Point Streak: N/A
 Most Recent Goal: 10/7/17 (W, 4-0 vs. Alabama Huntsville)

Huntsville, which was his first career game (Oct. 7).

- That goal came on Steeves' first shot on goal in an Irish uniform.

As a Freshman

- Notched a goal in Notre Dame's 4-0 win over Alabama

STEEVES' CAREER STATS

Season	GP	G	A	Points	Shots	Shot%	Pen-Min	+/-	PPG	SHG	GWG	Blk
2017-18	7	1	0	1	7	.143	2-4	0	0	0	0	2
TOTAL	7	1	0	1	7	.143	2-4	0	0	0	0	2

9	DAWSON COOK	SR	FORWARD
----------	--------------------	-----------	----------------



Cadillac, Michigan
Green Bay Gamblers (USHL)

Career Highs

Goals: 1 (8x - vs. Penn State 11/10/17)
 Assists: 1 (9x - vs. Penn State 11/10/17)
 Points: 2 (vs. Penn State 11/10/17)
 Multi-Point Games: 1
 Point Streak: 2 games (Nov. 28 - Dec. 4, 2015)
 Most Recent Goal: 10/20/17 (W, 3-1 vs. Sacred Heart)

As a Senior

- Missed the Denver series with an upper body injury.
- Scored his first goal of the season in the game one loss to Sacred Heart (Oct. 19).
- Scored what proved to be the game winner against Sacred Heart (Oct. 20) for his second career game winner.
- Had the game-winning goal and added an assist for his first career multi-point game in Notre Dame's 5-3 win over Penn State (Nov. 10).

COOK'S CAREER STATS

Season	GP	G	A	Points	Shots	Shot%	Pen-Min	+/-	PPG	SHG	GWG	Blk
2014-15	35	1	1	2	11	.091	4-8	-6	0	0	0	9
2015-16	32	3	1	4	16	.188	2-4	-2	0	0	1	7
2016-17	39	1	5	6	39	.026	4-8	0	0	0	0	16
2017-18	10	3	2	5	14	.214	2-4	+3	0	0	2	6
TOTAL	116	8	9	17	80	.100	12-24	-5	0	0	3	38

11	CAL BURKE	SO	FORWARD
-----------	------------------	-----------	----------------



Boxborough, Massachusetts
Cedar Rapids RoughRiders (USHL)

Career Highs

Goals: 1 (7x - at Ohio State 11/4/17)
Assists: 2 (2x - vs. Omaha 10/27/17)
Points: 2 (3x - at Ohio State 11/3/17)
Multi-Point Games: 3
Point Streak: 5 games (Feb. 3 - Feb. 17, 2017)
Most Recent Goal: 11/4/17 (W, 3-2 at Ohio State)

As a Sophomore

- Scored his first goal of the season to put the Irish up 1-0 just 62 seconds into the game one loss to Sacred Heart (Oct. 19).
- Scored his second goal of the season against Omaha on Notre Dame's 6-4 loss (Oct. 26).
- Had a pair of assists in Notre Dame's 5-4 win over Omaha (Oct. 27).
- Scored the first goal in Notre Dame's wins at #16 Ohio State (Nov. 3 & 4).

BURKE'S CAREER STATS												
Season	GP	G	A	Points	Shots	Shot%	Pen-Min	+/-	PPG	SHG	GWG	Blk
2016-17	35	3	8	11	69	.043	4-8	+3	0	0	1	10
2017-18	12	4	3	7	29	.138	0-0	+1	0	0	0	4
TOTAL	47	7	11	18	98	.071	4-8	+4	0	0	1	14

12	FELIX HOLMBERG	SO	FORWARD
-----------	-----------------------	-----------	----------------



Stockholm, Sweden
AIK J20 (SuperElit)

Career Highs

Goals: 1 (at Boston College 1/28/17)
Assists: N/A
Points: 1 (at Boston College 1/28/17)
Multi-Point Games: N/A
Point Streak: N/A
Most Recent Goal: 1/28/17 (L, 6-4 at Boston College)

As a Sophomore

HOLMBERG'S CAREER STATS												
Season	GP	G	A	Points	Shots	Shot%	Pen-Min	+/-	PPG	SHG	GWG	Blk
2016-17	18	1	0	1	8	.125	1-2	-1	0	0	0	4
2017-18	4	0	0	0	2	.000	0-0	-2	0	0	0	1
TOTAL	22	1	0	1	10	.100	1-2	-3	0	0	0	5

13	COLIN THEISEN	FR.	FORWARD
-----------	----------------------	------------	----------------



Monroe, Michigan
Dubuque Fighting Saints (USHL)

Career Highs

Goals: 2 (vs. Omaha 10/27/17)
 Assists: 1 (5x - at Ohio State 11/3/17)
 Points: 2 (2x - at Ohio State 11/3/17)
 Multi-Point Games: 2
 Point Streak: 5 games (Oct. 19- Nov. 3, 2017; 3-4-7)
 Most Recent Goal: 11/3/17 (W, 4-1 at Ohio State)

- season-opening win over Alabama Huntsville (Oct. 6).
- Notched his first career assist in Notre Dame's game two, 4-0 win over the Chargers (Oct. 7).
- Had a pair of goals, including his first career power-play goal, in Notre Dame's 5-4 win over Omaha (Oct. 27).
- Had a goal and an assist in Notre Dame's 4-1 win at #16 Ohio State (Nov. 3).

As a Freshman

- Scored a goal in his first career game, Notre Dame's 5-3

THEISEN'S CAREER STATS												
Season	GP	G	A	Points	Shots	Shot%	Pen-Min	+/-	PPG	SHG	GWG	Blk
2017-18	12	4	5	9	24	.167	1-2	+7	1	0	0	9
TOTAL	12	4	5	9	24	.167	1-2	+7	1	0	0	9

14	MAX EISENMENGER	FR.	FORWARD
-----------	------------------------	------------	----------------



Münster, Germany
Djurgårdens IF J20 (SuperElit)

Career Highs

Goals: N/A
 Assists: 1 (vs. Alabama Huntsville 10/6/17)
 Points: 1 (vs. Alabama Huntsville 10/6/17)
 Multi-Point Games: N/A
 Point Streak: N/A
 Most Recent Goal: N/A

Alabama Huntsville 5-3 (Oct. 6).

As a Freshman

- Notched an assist in his first career game as Notre Dame beat

EISENMENGER'S CAREER STATS												
Season	GP	G	A	Points	Shots	Shot%	Pen-Min	+/-	PPG	SHG	GWG	Blk
2017-18	5	0	1	1	2	.000	1-2	0	0	0	0	-
TOTAL	5	0	1	1	2	.000	1-2	0	0	0	0	-

15 ANDREW OGLEVIE JR FORWARD



Fullerton, California
Cedar Rapids RoughRiders (USHL)

Career Highs

Goals: 2 (2x - at Boston College 1/28/17)
Assists: 3 (vs. Providence 3/11/17)
Points: 3 (4x - vs. Providence 3/11/17)
Multi-Point Games: 12
Point Streak: 11 games (Jan. 7 - Feb. 17, 2017; 9-5-14)
Most Recent Goal: 11/10/17 (W, 5-3 vs. Penn State)

As a Junior

- Had a pair of assists in Notre Dame's season-opening 5-3 win over Alabama Huntsville (Oct. 6).

- Scored a pair of goals, each with less than one second remaining on the clock (to end the first and second periods) in Notre Dame's 4-0 win over Alabama Huntsville (Oct. 7).
- Scored the third period, game-tying goal against Denver in Notre Dame's 2-2 tie with the No. 1 ranked Pioneers.
- Scored a power-play goal against Sacred Heart (Oct. 19).
- Missed the Omaha and Ohio State series with an upper body injury.
- Returned against Penn State and notched a goal and an assist in Notre Dame's 5-3 win (Nov. 11).

OGLEVIE'S CAREER STATS

Season	GP	G	A	Points	Shots	Shot%	Pen-Min	+/-	PPG	SHG	GWG	Blk
2015-16	31	5	4	9	59	.085	4-8	+9	0	0	2	6
2016-17	40	21	20	41	127	.165	5-10	+18	5	1	3	8
2017-18	8	5	4	9	27	.185	0-0	-4	3	0	1	-
TOTAL	79	31	28	59	213	.146	9-18	+23	8	1	6	14

17 PIERCE CRAWFORD FR FORWARD



Park Ridge, Illinois
Youngstown Phantoms (USHL)

Career Highs

Goals: N/A
Assists: N/A
Points: N/A
Multi-Point Games: N/A
Point Streak: N/A

As a Freshman

- Injured in the exhibition game against the USNTDP (Oct. 1)

- and missed the first four series of the season(upper body).
- Made his Notre Dame debut in the 4-1 win at #16 Ohio State (Nov. 3).

CRAWFORD'S CAREER STATS

Season	GP	G	A	Points	Shots	Shot%	Pen-Min	+/-	PPG	SHG	GWG	Blk
2017-18	3	0	0	0	2	.000	1-2	0	0	0	0	3
TOTAL	3	0	0	0	2	.000	1-2	0	0	0	0	3

18 JAKE EVANS SR. FORWARD



Toronto, Ontario
St. Michael's Buzzers (OJHL)

Career Highs

Goals: 2 (4x - (vs. Alabama Huntsville 10/6/17))
 Assists: 4 (vs. Omaha 10/26/17)
 Points: 4 (vs. Omaha 10/26/17)
 Multi-Point Games: 27
 Point Streak: 7 games (Dec. 2, 2016 - Jan. 7, 2017; 4-4-8)
 Most Recent Goal: 11/4/17 (W, 3-2 at Ohio State 11/4/17)

As a Senior

- Had two goals, including the game winner and the empty net shorthanded tally, and an assist in Notre Dame's 5-3 win against Alabama Huntsville to open the season (Oct. 6).
- Added a pair of assists in Notre Dame's 4-0 win in game two against the Chargers (Oct. 7) for a five-point weekend.
- Was named the Big Ten Conference's Second Star (Oct. 10).

- Had a three-point weekend against No. 1 Denver with a goal and two assists (Oct. 13-14) to reach the 100-career points milestone.
- Evans became the 52nd player in program history to notch at least 100-career points.
- Posted a career-best four assists in Notre Dame's 6-4 loss to Omaha (Oct. 26), becoming the first Irish player with a four assist game since Stephen Johns did so on Dec. 29, 2010 versus Canisius.
- Posted three assists in Notre Dame's game two win over Omaha (Oct. 27) for a seven points series (0-7-7) and was named the BIG's Third Star of the Week.
- Scored the game-winning goal and added two assists for a three-point game in Notre Dame's 3-2 win at Ohio State (Nov. 4).

EVANS' CAREER STATS

Season	GP	G	A	Points	Shots	Shot%	Pen-Min	+/-	PPG	SHG	GWG	Blk
2014-15	41	7	10	17	63	.111	11-22	+4	1	0	1	10
2015-16	37	8	25	33	55	.145	9-29	+15	4	0	1	26
2016-17	40	13	29	42	110	.118	18-47	+11	1	1	0	27
2017-18	12	4	15	19	28	.143	1-2	+9	1	1	2	4
TOTAL	130	32	79	111	256	.125	39-100	+39	7	2	4	67

19 MIKE O'LEARY SO. FORWARD



Halifax, Nova Scotia
Dubuque Fighting Saints (USHL)

Career Highs

Goals: 1 (2x - at Boston University 2/25/17)
 Assists: 1 (5x - vs. Penn State 11/11/17)
 Points: 1 (6x - vs. Penn State 11/11/17)
 Multi-Point Games: N/A
 Point Streak: 2 games (3x - Nov. 10-11, 2017 ; 0-2-2)
 Most Recent Goal: 2/25/17 (L, 4-1 at Boston University)

Sacred Heart (Oct. 19).

As a Sophomore

- Notched his first point of the season with an assist against

O'LEARY'S CAREER STATS

Season	GP	G	A	Points	Shots	Shot%	Pen-Min	+/-	PPG	SHG	GWG	Blk
2016-17	37	2	2	4	22	.091	16-40	+1	0	0	0	7
2017-18	12	0	3	3	17	.000	2-4	+1	0	0	0	3
TOTAL	49	2	5	7	39	.051	18-44	+2	0	0	0	10

20 JUSTIN WADE SR. DEFENSESMAN



Aurora, Illinois
Cedar Rapids RoughRiders (USHL)

Career Highs

Goals: 1 (2x - vs. UMD 10/23/15)
 Assists: 1 (14x - vs. Sacred Heart 10/19/17)
 Points: 1 (16x - vs. Sacred Heart 10/19/17)
 Multi-point games: n/a
 Point Streak: n/a
 Most Recent Goal: 10/23/15 (T, 3-3 ot vs. Minnesota Duluth)

overtime tie versus No. 1 Denver (Oct. 13).

As A Senior

- Notched his first point of the season with an assist in the 2-2

WADE'S CAREER STATS

Season	GP	G	A	Points	Shots	Shot%	Pen-Min	+/-	PPG	SHG	GWG	Blk
2013-14	6	0	0	0	-	-	0-0	-1	0	0	0	-
2014-15	41	1	6	7	21	.048	12-38	+7	0	0	0	49
2015-16	34	1	6	7	31	.032	11-22	+5	0	1	0	56
2017-18	10	0	2	2	9	.000	9-29	-5	0	0	0	12
TOTAL	91	2	14	16	-	-	32-89	+6	0	1	0	117

21 JOE WEGWERTH JR FORWARD



Brewster, New York
Cedar Rapids RoughRider (USHL)

Career Highs

Goals: 2 (2x - vs. Sacred Heart 10/20/17)
 Assists: 1 (7x - vs. Alaska 1/11/17)
 Points: 2 (2x - s. Sacred Heart 10/20/17)
 Multi-Point Games: 2
 Point Streak: 2 games (2x - Oct. 19-20, 2017)
 Most Recent Goal: 10/20/17 (W, 3-1 vs. Sacred Heart)

Sacred Heart (Oct. 19).

- Followed up with a two-goal effort in Notre Dame's 3-1 win over Sacred Heart (Oct. 20).
- Missed the Omaha and Ohio State series due to a lower body injury.

As a Junior

- Scored his first goal of the season on the power play against

WEGWERTH'S CAREER STATS

Season	GP	G	A	Points	Shots	Shot%	Pen-Min	+/-	PPG	SHG	GWG	Blk
2015-16	30	1	3	4	29	.034	9-18	-4	0	0	0	4
2016-17	33	7	4	11	52	.135	7-14	+2	3	0	0	5
2017-18	7	3	1	4	22	.136	1-2	0	1	0	0	3
TOTAL	70	11	8	19	103	.107	17-34	-2	4	0	0	12

22 ANDREW PEEKE SO. DEFENSEMAN



Parkland, Florida
Green Bay Gamblers (USHL)

Career Highs

Goals: 1 (5x - vs. Omaha 10/26/17)
 Assists: 2 (4x - at Ohio State 11/4/17)
 Points: 2 (6x - vs. at Ohio State 11/4/17)
 Multi-Point Games: 5
 Point Streak: 3 games (Jan. 1 - Jan. 7, 2017)
 Most Recent Goal: 10/26/17 (L, 6-4 vs. Omaha)

- Sacred Heart (Oct. 19).
- Had two assists in Notre Dame's 3-1 win over Sacred Heart (Oct. 20).
- Scored his first goal of the season in Notre Dame's 6-4 loss to Omaha (Oct. 26).
- Had two assists in Notre Dame's 3-2 win at #16 Ohio State (Nov. 4).

As a Sophomore

- Notched his first point of the season with an assist versus

PEEKE'S CAREER STATS

Season	GP	G	A	Points	Shots	Shot%	Pen-Min	+/-	PPG	SHG	GWG	Blk
2016-17	40	4	10	14	56	.071	8-16	+9	0	0	1	95
2017-18	12	1	6	7	17	.059	2-4	+6	0	0	0	28
TOTAL	52	5	16	21	73	.068	10-20	+15	0	0	1	123

23 LUKE NOVAK SO. FORWARD



Waukesha, Wisconsin
New Jersey Hitmen (USPHL)

Career Highs

Goals: N/A
 Assists: 1 (Omaha 10/26/17)
 Points: 1 (Omaha 10/26/17)
 Multi-Point Games: N/A
 Point Streak: N/A

- Notched his first career point with an assist in Notre Dame's 6-4 loss versus Omaha (Oct. 26).

As a Sophomore

- Made his Notre Dame debut in the 3-1 win over Sacred Heart (Oct. 20).

NOVAK'S CAREER STATS

Season	GP	G	A	Points	Shots	Shot%	Pen-Min	+/-	PPG	SHG	GWG	Blk
2017-18	3	0	1	1	7	.000	1-2	0	0	0	0	2
TOTAL	3	0	1	1	-	-	1-2	0	0	0	0	2

24 LUKE RIPLEY SR. DEFENSEMAN



Kitimat, British Columbia
Powell River Kingsg (BCHL)

Career Highs

Goals: 1 (3x - vs. Northeastern 3/12/16)
 Assists: 1 (12x - at Providence 2/19/16)
 Points: 1 (15x - vs. Northeastern 3/12/16)
 Multi-Point Games: N/A
 Point Streak: 3 games (Jan. 31 - Feb. 7, 2015; 0-3-3)
 Most Recent Goal: 3/12/16 (L, 6-4 vs. Northeastern)

As a Senior

RIPLEY'S CAREER STATS

Season	GP	G	A	Points	Shots	Shot%	Pen-Min	+/-	PPG	SHG	GWG	Blk
2014-15	42	2	6	8	32	.062	15-30	+4	0	0	1	71
2015-16	37	1	6	7	40	.025	18-47	+12	0	0	0	56
2016-17	38	0	0	0	26	.000	20-40	-4	0	0	0	36
2017-18	2	0	0	0	-	-	0-0	0	0	0	0	-
TOTAL	119	3	12	15	-	-	53-117	+12	0	0	1	163

25 DYLAN MALMQUIST JR. FORWARD



Edina, Minnesota
Edina High School

Career Highs

Goals: 2 (4x - vs. Providence 3/11/17)
 Assists: 2 (4x - vs. Alaska 1/1/17)
 Points: 3 (3x - at Minnesota Duluth 10/15/16)
 Multi-Point Games: 9
 Point Streak: 2 games (7x - Nov. 3, 2017 - pres.)
 Most Recent Goal: 11/4/17 (W, 3-2 at Ohio State)

As a Junior

- Missed the first three series of the year with a lower body

injury before returning for the Omaha series (Oct. 26-27).

- His first goal of the season was scored in the third period and what proved to be the game winner in Notre Dame's 4-1 win at #16 Ohio State (Nov. 3).
- Had a goal and an assist in Notre Dame's 3-2 win at Ohio State (Nov. 4).

MALMQUIST'S CAREER STATS

Season	GP	G	A	Points	Shots	Shot%	Pen-Min	+/-	PPG	SHG	GWG	Blk
2015-16	36	11	6	17	59	.186	7-25	+9	2	0	2	7
2016-17	40	10	14	24	68	.147	10-20	+6	3	0	3	3
2017-18	6	2	1	3	8	.250	2-4	0	0	0	1	2
TOTAL	82	23	21	44	135	.170	19-49	+15	5	0	6	12

26 CAM MORRISON SO FORWARD



Aurora, Ontario
Youngstown Phantoms (USHL)

Career Highs

Goals: 2 (vs. UMass Lowell 3/26/17)
Assists: 2 (vs. Arizona State 10/7/16)
Points: 2 (6x - vs. UMass Lowell 3/26/17)
Multi-Point Games: 6
Point Streak: 3 games (Dec. 3-31, 2016; 1-3-4)
Most Recent Goal: 11/3/17 (W, 4-1 at Ohio State)

Dame's 4-2 loss to No. 1 Denver (Oct. 14).

- Scored in the third period to restore Notre Dame's two goal lead in an eventual 4-1 win at #16 Ohio State (Nov. 3).

As a Sophomore

- Scored his first goal of the season in the third period of Notre

MORRISON'S CAREER STATS

Season	GP	G	A	Points	Shots	Shot%	Pen-Min	+/-	PPG	SHG	GWG	Blk
2016-17	40	12	12	24	83	.145	6-12	+5	5	0	1	8
2017-18	12	3	3	6	20	.150	0-0	-6	0	0	0	1
TOTAL	52	15	15	30	103	.146	6-12	-1	5	0	1	9

27 BOBBY NARDELLA JR DEFENSEMAN



Rosemont, Illinois
Tri-City Storm (USHL)

Career Highs

Goals: 2 (vs. Arizona State 10/7/16)
Assists: 2 (7x - vs. Omaha 10/27/17)
Points: 3 (3x - at UMass 12/2/16)
Multi-Point Games: 11
Point Streak: 6 games (Jan 2-23, 2017; 2-10-12)
Most Recent Goal: 10/26/17 (L, 6-4 vs. Omaha)

win over Alabama Huntsville (Oct. 6) and then added an assist in the 4-0 game two win over the Chargers for a two-point weekend.

- Had two assists in game one against Sacred Heart (Oct. 19).
- Had a goal and an assist in Notre Dame's 6-4 loss to Omaha (Oct. 26).
- Posted two assists in Notre Dame's 5-4 win over Omaha (Oct. 27).
- Had a goal and an assist in Notre Dame's 5-3 win over Penn State (Nov. 10).

As a Junior

- Scored a power-play goal in Notre Dame's season-opening

NARDELLA'S CAREER STATS

Season	GP	G	A	Points	Shots	Shot%	Pen-Min	+/-	PPG	SHG	GWG	Blk
2015-16	35	4	20	24	69	.058	9-18	+9	1	0	1	20
2016-17	34	7	14	21	84	.083	9-26	+5	4	0	1	34
2017-18	12	3	9	12	14	.214	5-10	0	1	0	0	10
TOTAL	81	14	43	57	167	.084	23-54	+14	6	0	2	64

28 JACK JENKINS JR FORWARD



Lake Bluff, Illinois
 Fargo Force (USHL)

Career Highs

Goals: 1 (11x - vs. Penn State 11/10/17)
 Assists: 1 (6x - vs. Providence 3/10/17)
 Points: 2 (vs. Providence 3/10/17)
 Multi-Point Games: 1
 Point Streak: 3 games (March 10-26, 2017)
 Most Recent Goal: 11/10/17 (W, 5-3 vs. Penn State)

Sacred Heart (Oct. 19).

- Scored his first goal of the season in Notre Dame's 5-4 win over Omaha (Oct. 27).
- Added the empty net tally to seal Notre Dame's 5-3 win over Penn State (Nov. 10).

As a Junior

- Notched his first point of the season with an assist against

JENKINS' CAREER STATS

Season	GP	G	A	Points	Shots	Shot%	Pen-Min	+/-	PPG	SHG	GWG	Blk
2015-16	28	2	2	4	28	.071	1-2	-1	0	0	1	9
2016-17	36	7	5	12	88	.080	2-4	+1	0	0	2	24
2017-18	12	2	3	5	23	.087	0-0	-1	0	0	0	9
TOTAL	76	11	10	21	139	.079	3-6	-1	0	0	3	42

29 BO BRAUER SR FORWARD



Edina, Minnesota
 Naniamo Clippers (BCHL)

Career Highs

Goals: 2 (vs. Arizona State 10/7/16)
 Assists: 2 (vs. Providence 3/10/17)
 Points: 2 (vs. Providence 3/10/17)
 Multi-Point Games: 2
 Point Streak: 2 games (November 10-pres., 2017)
 Most Recent Goal: 11/11/17 (W, 1-0 vs. Penn State)

Huntsville (Oct. 7), which was his first game of the season.

- Scored his first goal of the season to get the Irish on the board in an eventual 5-3 win over Penn State (Nov. 10).
- Scored his first career game-winning goal in Notre Dame's 1-0 win over Penn State (Nov. 11).

As a Senior

- Notched an assist in Notre Dame's 4-0 win over Alabama

BRAUER'S CAREER STATS

Season	GP	G	A	Points	Shots	Shot%	Pen-Min	+/-	PPG	SHG	GWG	Blk
2014-15	2	0	0	0	1	.000	1-2	0	0	0	0	-
2015-16	1	0	0	0	-	-	0-0	0	0	0	0	-
2016-17	26	3	2	5	12	.250	3-14	+3	1	0	0	1
2017-18	9	2	2	4	13	.154	1-2	+5	0	0	1	2
TOTAL	38	5	4	9	-	-	5-18	+8	1	0	1	3

32 CALE MORRIS SO GOALTENDER



Larkspur, Colorado
Waterloo Black Hawks (USHL)

Career Highs

Saves: 40 (vs. Penn State 11/10/17)
Goals Against: 3 (2x - vs. Denver 10/14/17)
Shutouts: vs. Penn State 11/11/17 (W, 1-0; 33 saves)

As a Sophomore

- Made 25 saves against Alabama Huntsville to earn the win in his first career start (Oct. 6).
- Made a career-high 30 saves in Notre Dame's 4-2 loss to Denver (last DU goal was an ENG).
- Stopped 24 of the 25 shots he faced against Sacred Heart to

post his second career win (Oct. 20).

- Made 23 saves to lead the Irish to a 4-1 win at #16 Ohio State, marking Notre Dame's first win in its first Big Ten game..
- Made 39 saves in Notre Dame's 3-2 win at #16 Ohio State (Nov. 4) for his third straight win, including 22 saves in the third period.
- Stopped a career-high 40 shots in Notre Dame's 5-3 win over Penn State (Nov. 10).
- Made 33 saves in Notre Dame's 1-0 win against Penn State to post his first career shutout (Nov. 11).


MORRIS' GAME-BY-GAME (2017-18)

Date	Opponent	Score	Minutes	GA	GAAvg	Saves	Save%	W	L	T	PP	SH	EN	PN	SO
Oct 06, 2017	ALABAMA HUNTSVILLE	5-3	60:00	3	3.00	25	.893	1	0	0	1	0	0	0	0
Oct 14, 2017	DENVER	2-4	59:32	3	3.01	30	.902	1	1	0	0	0	0	0	0
Oct 20, 2017	SACRED HEART	3-1	60:00	1	2.34	24	.919	2	1	0	0	0	0	0	0
Oct 26, 2017	OMAHA	4-6	19:03	0	2.11	5	.923	2	1	0	0	0	0	0	0
Oct 27, 2017	OMAHA	5-4	60:00	4	2.55	27	.910	3	1	0	2	0	0	0	0
Nov 03, 2017	at Ohio State	4-1	60:00	1	2.26	23	.918	4	1	0	0	0	0	0	0
Nov 04, 2017	at Ohio State	3-2	60:00	2	2.22	39	.925	5	1	0	1	0	0	0	0
Nov 10, 2017	PENN STATE	5-3	60:00	3	2.33	40	.926	6	1	0	0	0	0	0	0
Nov 11, 2017	PENN STATE	1-0	60:00	0	2.05	33	.935	7	1	0	0	0	0	0	0
Totals			498:35	17	2.05	246	.935	7	1	0	4	0	0	0	0

MORRIS' CAREER STATS

Goalie	GP-GS	Minutes	GA	GAAvg	Saves	Save%	W	L	T	Sho	PPG	SHG
2016-17	1-0	19:43	1	3.04	7	.875	0	0	0	0.0	0	0
2017-18	9-8	498:35	17	2.05	246	.935	7	1	0	1.0	4	0
TOTAL	10-8	518:18	18	2.08	253	.934	7	1	0	1.0	4	0

33 NICK SANFORD FR. GOALTENDER



Morristown, New Jersey
Boston Jr. Bruins (USPHL)

Career Highs

Goals: N/A
Assists: N/A
Points: N/A
Multi-Point Games: N/A
Point Streak: N/A

As a Freshman

SANFORD'S CAREER STATS



Hockey Game Box Score (Final)
Alabama Huntsville vs #8 Notre Dame (Oct 06, 2017 at Notre Dame, Ind.)

Alabama Huntsville (0-1-0) vs. Notre Dame (1-0-0)
Date: Oct 06, 2017 • Location: Notre Dame, Ind. • Arena: Compton Family Arena
Attendance: 3885 • Start time: 7:35 PM • End time: 9:55 PM • Total time: 2:20

Table with columns: Prd, Time, Team, Scored by, Assists, Vis. on ice, Home on ice, Goals by Period, Shots by Period, Power Play Goals-Att (Sh), Penalties-Minutes by Prd, TEAM SUMMARY, GOALTENDERS, PENALTY SUMMARY.

Table with columns: Prd, Player, Team, Min/Offense, Time, Prd, Player, Team, Min/Offense, Time. Includes Win-Cale Morris (1-0-0) and Loss-Jordan Uhelski (0-1-0).

Hockey Game Box Score (Final)
Alabama Huntsville vs #8 Notre Dame (Oct 07, 2017 at Notre Dame, Ind.)

Alabama Huntsville (0-2-0) vs. Notre Dame (2-0-0)
Date: Oct 07, 2017 • Location: Notre Dame, Ind. • Arena: Compton Ice Arena
Attendance: 3412 • Start time: 7:05 PM • End time: 9:17 PM • Total time: 2:12

Table with columns: Prd, Time, Team, Scored by, Assists, Vis. on ice, Home on ice, Goals by Period, Shots by Period, TEAM SUMMARY, GOALTENDERS, PENALTY SUMMARY.

Table with columns: Prd, Player, Team, Min/Offense, Time, Prd, Player, Team, Min/Offense, Time. Includes Referee's signature.

Hockey Game Box Score (Final)
#1 Denver vs #4 Notre Dame (Oct 13, 2017 at Notre Dame, Ind.)

Denver (0-0-1) vs. Notre Dame (2-0-1)
Date: Oct 13, 2017 • Location: Notre Dame, Ind. • Arena: Compton Family Arena
Attendance: 4478 • Start time: 7:05 • End time: 9:40 pm • Total time: 2:35

Table with columns: Prd, Time, Team, Scored by, Assists, Vis. on ice, Home on ice, Goals by Period, Shots by Period, Power Play Goals-Att (Sh), Penalties-Minutes by Prd, TEAM SUMMARY, GOALTENDERS, PENALTY SUMMARY.

Table with columns: Prd, Player, Team, Min/Offense, Time, Prd, Player, Team, Min/Offense, Time. Includes Referee's signature.

Hockey Game Box Score (Final)
#1 Denver vs #4 Notre Dame (Oct 14, 2017 at Notre Dame, Ind.)

Denver (1-0-1) vs. Notre Dame (2-1-1)
Date: Oct 14, 2017 • Location: Notre Dame, Ind. • Arena: Compton Family Arena
Attendance: 4075 • Start time: 6:05 PM • End time: 8:33 PM • Total time: 2:28

Table with columns: Prd, Time, Team, Scored by, Assists, Vis. on ice, Home on ice, Goals by Period, Shots by Period, Power Play Goals-Att (Sh), Penalties-Minutes by Prd, TEAM SUMMARY, GOALTENDERS, PENALTY SUMMARY.

Table with columns: Prd, Player, Team, Min/Offense, Time, Prd, Player, Team, Min/Offense, Time. Includes Referee's signature.

Hockey Game Box Score (Final)

Sacred Heart vs #5 Notre Dame (Oct 19, 2017 at Notre Dame, Ind.)

Sacred Heart (2-2-0, 0-0-0 AHA) vs. Notre Dame (2-2-1, 0-0-0 B1G)
 Date: Oct 19, 2017 • Location: Notre Dame, Ind. • Arena: Compton Family Arena
 Attendance: 3340 • Start time: 7:35 PM • End time: 9:48 PM • Total time: 2:13

Prd	Time	Team	Scored by	Assists	Vis. on ice	Home on ice	Goals by Period	
Team	1	2	3	Tot	1	2	3	Tot
1	1st 01:02	ND	EV Cal Burke/1	Justin Wade/2	26,17,13,4,10	11,13,20,28,8,4	SHU 0 2 4 6	
2	2nd 06:24	SHU	EV Bavaro, Vito/2	Colin Theisen/2	20,23,3,26,10	26,18,22,15,5,3	ND 1 2 1 4	
3	2nd 08:21	ND	EV Dawson Cook/1	Mike O'Leary/1	26,4,17,13,10	9,27,6,21,19		
4	2nd 14:17	SHU	EV Clare, Liam/1	Bobby Nardella/4			SHU 7 7 14 28	
5	2nd 17:33	ND	PP Andrew Oglevie/4	Kaplan, Jordan/2	4,13,10,17,26	4,14,20,8,21		
6	3rd 02:56	SHU	EV Bavaro, Vito/3	Bates, Alex/2	26,17,4,6	15,26,3,18,27		
7	3rd 07:30	SHU	EV Teskos, Zach/1	Tugnutt, Matt/1	20,22,29,7,17	9,21,27,6,19		
8	3rd 12:18	ND	PP Joe Wegwerth/1	Rakhmatov, Ruslan/3	17,26,13,3,21	28,27,13,6,11		
9	3rd 13:24	SHU	EV Bavaro, Vito/4	Johnstone, Marc/3	26,29,4,6	21,28,22,5,11		
10	3rd 19:59	SHU	EN Kaplan, Jordan/1	Andrew Peeke/1	20,17,29,4,10	9,8,19,4,20		
				Johnstone, Marc/4	13,26,7,17,22	3,15,27,21,18,11		

TEAM SUMMARY

#	Sacred Heart	1	2	3	Tot	+/-	BI	#	Notre Dame	1	2	3	Tot	+/-	BI
3	Joseph, Marcus	0	0	0	0	+2	0	3	Jordan Gross	1	3	4	8	-2	2
4	Clare, Liam	1	0	2	0	2	4	4	Dennis Gilbert	1	0	1	-1	-1	1
6	Luuikko, Max	0	0	0	0	0	0	5	Matt Hellickson	0	0	0	0	0	0
7	Rakhmatov, Ruslan	0	0	2	2	+2	0	6	Tory Dello	0	0	0	0	-1	0
9	Cotton, Jason	0	1	1	2	+1	1	8	Matt Steeves	1	0	0	1	-2	0
12	Hladin, Stephen	0	0	0	0	+1	4	9	Dawson Cook	0	1	1	-1	-1	0
13	Kaplan, Jordan	2	0	1	3	+1	1	11	Cal Burke	2	3	0	5	-1	0
15	De Concily, Zach	0	0	0	0	1	14	13	Colin Theisen	1	0	1	0	0	0
17	Teskos, Zach	1	2	1	4	+3	1	14	Max Eisenmenger	0	0	0	0	-1	0
20	Bavaro, Vito	1	1	3	5	+3	0	15	Andrew Oglevie	1	1	0	2	-2	0
21	Allan, Josh	0	0	0	0	+0	19	Mike O'Leary	2	0	2	-1	-1	0	
22	Croock, Mike	0	0	0	0	+1	20	Justin Wade	0	2	0	2	-1	0	
23	Fargey, Hunter	0	0	1	1	+1	0	21	Joe Wegwerth	2	3	3	8	-2	0
25	McMurray, Austin	1	1	4	6	0	0	22	Andrew Peeke	1	1	0	2	-1	1
26	Johnstone, Marc	0	0	0	0	+2	0	23	Cam Morrison	0	0	0	0	-1	0
27	Barilant, Jackson	0	1	0	1	+1	0	27	Bobby Nardella	0	0	0	0	-1	0
29	Tugnutt, Matt	0	0	1	1	+2	2	28	Jack Jenkins	0	0	0	0	0	1
TM	TEAM	0	0	0	0	2	3	32	Cale Morris	dnp	dnp	dnp	dnp	0	0
31	Perry, Nathan	dnp	dnp	dnp	dnp	20	16								
	Totals	7	7	14	28	+20	16	Totals	12	14	7	33	-21	7	

GOALTENDERS

#	Sacred Heart	Dec	Min	GA	1	2	3	Saves	#	Notre Dame	Dec	Min	GA	1	2	3	Saves
33	Magnus, Brett	W	60:00	4	11	12	6	29	1	Dylan St. Cyr	L	58:46	5	7	5	10	20

PENALTY SUMMARY

Prd	Player	Team	MinOffense	Time	Prd	Player	Team	MinOffense	Time
2nd	Tory Dello	ND	2.Holding	02:00	2nd	Rakhmatov, Ruslan	SHU	2.Kneeing	17:36 PP
2nd	Bavaro, Vito	SHU	2.Embellishment	02:00	3rd	Colin Theisen	ND	2.Roughing	04:24 PP
2nd	Allan, Josh	SHU	2.High Sticking	10:01 PP	3rd	Kaplan, Jordan	SHU	2.Interference	10:38 PP

Win-Magnus, Brett (2-1-0). Loss-Dylan St. Cyr (1-1-1).

Hockey Game Box Score (Final)

Omaha vs #8 Notre Dame (Oct 26, 2017 at Notre Dame, Ind.)

Omaha (3-1-1, 0-0-0 NCHC) vs. Notre Dame (3-3-1, 0-0-0 B1G)
 Date: Oct 26, 2017 • Location: Notre Dame, Ind. • Arena: Compton Family Arena
 Attendance: 3834 • Start time: 7:35 PM • End time: 9:55 PM • Total time: 2:20

Prd	Time	Team	Scored by	Assists	Vis. on ice	Home on ice	Goals by Period	
Team	1	2	3	Tot	1	2	3	Tot
1	1st 00:15	OMAH	EV David Pope/2	Joel Messner/2	12,10,12,25	5,18,20,25,26	OMA 2 3 1 6	
2	1st 05:10	OMAH	EV Jake Randolph/2	Joel Messner/2	13,12,5,10,22	5,11,13,20,26	ND 0 3 1 4	
3	2nd 00:54	OMAH	EV Steven Spinner/2	Jake Randolph/1	26,13,28,18,20	4,19,20,25,26		
4	2nd 04:00	ND	EV Bobby Nardella/2	Fredrik Olofsson/4	6,9,19,20,27	27,18,23,6,8		
5	2nd 16:39	OMAH	EV David Pope/3	Jake Randolph/1	12,13,15,10	4,18,20,25,26		
6	2nd 17:55	OMAH	EV Zach Jordan/2	Tristan Keck/2	27,19,20,9,5	6,9,27,28,29		
7	2nd 18:36	ND	EV Cal Burke/2	Colin Theisen/4	5,16,17,21,22	11,13,18,3,5		
8	2nd 19:38	ND	EV Andrew Peeke/1	Jake Evans/7	11,18,20,26,28	22,5,18,11,13		
9	3rd 01:09	ND	PP Jordan Gross/3	Jake Evans/8	6,9,15,21	3,18,27,25,26		
10	3rd 19:54	OMAH	EN Steven Spinner/3	Bobby Nardella/6	-	26,5,11,22,28	3,18,25,26,27,28	

TEAM SUMMARY

#	Omaha	1	2	3	Tot	+/-	BI	#	Notre Dame	1	2	3	Tot	+/-	BI
5	Joel Messner	1	0	0	1	+3	2	3	Jordan Gross	0	1	2	0	1	0
6	Lukas Buchta	1	1	0	2	0	1	4	Dennis Gilbert	1	0	1	-2	-1	1
9	Riley Afferd	2	0	1	3	0	1	5	Matt Hellickson	0	1	0	1	0	0
10	Tyler Vesel	0	0	1	1	+3	1	6	Tory Dello	0	1	0	1	0	1
11	Mason Morelli	0	1	0	1	0	0	8	Matt Steeves	0	1	2	+1	0	1
12	David Pope	2	0	0	2	+3	1	9	Dawson Cook	0	1	1	-1	0	0
13	Jake Randolph	1	0	0	1	+4	2	11	Cal Burke	2	1	1	4	+1	1
15	Jalen Schultz	0	2	0	2	+1	2	13	Colin Theisen	1	0	1	2	+1	2
16	Martin Sundberg	2	0	2	4	0	1	18	Jake Evans	0	0	0	0	0	0
17	Luke Nogard	1	0	1	2	0	0	19	Mike O'Leary	0	0	0	-1	0	0
18	Dean Stewart	0	2	1	3	0	1	20	Justin Wade	0	1	2	-4	-1	1
19	Tristan Keck	0	1	0	1	0	0	22	Andrew Peeke	0	1	1	2	+1	2
20	Ryan Jones	0	2	0	2	0	4	23	Luke Novak	2	2	5	+1	1	1
21	Ryan Galt	0	0	0	0	-1	0	25	Dylan Malmquist	0	0	0	-4	0	0
22	Jordan Klehr	0	1	0	1	+2	3	26	Cam Morrison	1	0	2	-3	-4	0
26	Steven Spinner	2	1	4	7	+1	1	27	Bobby Nardella	0	1	2	-1	0	1
27	Zach Jordan	0	3	1	4	0	1	28	Jack Jenkins	3	1	5	-3	1	1
28	Fredrik Olofsson	1	0	0	1	+1	0	29	Bo Brauer	0	0	1	-1	0	0
T	TEAM	0	0	0	0	2	3	T	TEAM	0	0	0	0	0	0
1	Alex Blankenbur	dnp	dnp	dnp	dnp	35	16	33	Nick Sanford	1	11	14	35	-16	12
33	Kris Oldham	dnp	dnp	dnp	dnp	15	15								
	Totals	15	15	6	36	+1	23	Totals	11	12	8	31	-10	23	

GOALTENDERS

#	Omaha	Dec	Min	GA	1	2	3	Saves	#	Notre Dame	Dec	Min	GA	1	2	3	Saves
35	Evan Weninger	W	60:00	4	10	8	13	31	1	Dylan St. Cyr	L	39:59	5	13	12	0	25

PENALTY SUMMARY

Prd	Player	Team	MinOffense	Time	Prd	Player	Team	MinOffense	Time
1st	Steven Spinner	Omaha	2.Cin Elbowing	08:15 PP	2nd	Mason Morelli	Omaha	2.Hooking	19:38 PP
1st	Jordan Gross	ND	2.Slashing	14:13 PP	3rd	Matt Steeves	ND	2.Hooking	06:52 PP
2nd	Mason Morelli	Omaha	2.Hooking	10:27 PP	3rd	Steven Spinner	Omaha	2.Interference	16:47 PP
2nd	Justin Wade	ND	2.Bandaging	13:18 PP					

Win-Evan Weninger (3-1-0). Loss-Dylan St. Cyr (1-2-1).

Hockey Game Box Score (Final)

Sacred Heart vs #5 Notre Dame (Oct 20, 2017 at Notre Dame, Ind.)

Sacred Heart (2-3-0, 0-0-0 AHA) vs. Notre Dame (3-2-1, 0-0-0 B1G)
 Date: Oct 20, 2017 • Location: Notre Dame, Ind. • Arena: Compton Family Arena
 Attendance: 4007 • Start time: 7:35 PM • End time: 9:56 PM • Total time: 2:21

Prd	Time	Team	Scored by	Assists	Vis. on ice	Home on ice	Goals by Period	
Team	1	2	3	Tot	1	2	3	Tot
1	1st 03:51	ND	EV Joe Wegwerth/2	Jordan Gross/5	26,9,10,13,4	21,32,28,18,1	SHU 0 0 1 1	
2	2nd 12:54	ND	EV Dawson Cook/2	Andrew Peeke/2		17,21,18,25,12	ND 1 2 0 3	
3	2nd 16:27	ND	EV Joe Wegwerth/3	Jack Jenkins/2		9,28,29,3,22		
4	3rd 08:31	SHU	EV McMurray, Austin/3	Colin Theisen/3	26,21,13,4,23	13,22,11,21,5		
				Andrew Peeke/3				
				Rakhmatov, Rusla/4	25,7,12,26,13	15,28,11,22,20		
				Hladin, Stephen/2				

TEAM SUMMARY

#	Sacred Heart	1	2	3	Tot
---	--------------	---	---	---	-----



Hockey Game Box Score (Final) #10 Notre Dame vs #16 Ohio State (Nov 03, 2017 at Columbus, Ohio)

Notre Dame (5-3-1, 1-0-0-0) vs. Ohio State (5-2-2, 1-2-0-0)
Date: Nov 03, 2017 • Location: Columbus, Ohio • Arena: Value City Arena
Attendance: 6749 • Start time: 7:03 pm • End time: 9:15 pm • Total time: 2:08

Table with columns: Prd, Time, Team, Scored by, Assists, Vis. on ice, Home on ice, Goals by Period. Shows game details for the first period.

TEAM SUMMARY table showing player stats for both teams, including goals, assists, and penalties.

GOALTENDERS table listing goalies for both teams and their performance metrics.

PENALTY SUMMARY table listing penalties for both teams, including player names and times.

Win-Cale Morris (4-1-0). Loss-Sean Romeo (5-2-2). Referee's signature

Hockey Game Box Score (Final) #10 Notre Dame vs #16 Ohio State (Nov 04, 2017 at Columbus, Ohio)

Notre Dame (6-3-1, 2-0-0-0) vs. Ohio State (5-3-2, 1-3-0-0)
Date: Nov 04, 2017 • Location: Columbus, Ohio • Arena: Value City Arena
Attendance: 5900 • Start time: 7:05 pm • End time: 9:28 pm • Total time: 2:23

Table with columns: Prd, Time, Team, Scored by, Assists, Vis. on ice, Home on ice, Goals by Period. Shows game details for the first period.

TEAM SUMMARY table showing player stats for both teams, including goals, assists, and penalties.

GOALTENDERS table listing goalies for both teams and their performance metrics.

PENALTY SUMMARY table listing penalties for both teams, including player names and times.

Win-Cale Morris (5-1-0). Loss-Sean Romeo (5-3-2). Referee's signature

Hockey Game Box Score (Final) Penn State vs Notre Dame (Nov 10, 2017 at Notre Dame, Ind.)

Penn State (5-6-0, 2-3-0 B1G) vs. Notre Dame (7-3-1, 3-0-0 B1G)
Date: Nov 10, 2017 • Location: Notre Dame, Ind. • Arena: Compton Family Arena
Attendance: 4574 • Start time: • End time: 9:55 PM • Total time: 2:20

Table with columns: Prd, Time, Team, Scored by, Assists, Vis. on ice, Home on ice, Goals by Period. Shows game details for the first period.

TEAM SUMMARY table showing player stats for both teams, including goals, assists, and penalties.

GOALTENDERS table listing goalies for both teams and their performance metrics.

PENALTY SUMMARY table listing penalties for both teams, including player names and times.

Win-Cale Morris (6-1-0). Loss-Jones, Peyton (5-4-0). Referee's signature

Hockey Game Box Score (Final) #19 Penn State vs #6 Notre Dame (Nov 11, 2017 at Notre Dame, Ind.)

Penn State (5-7-0, 2-4-0 B1G) vs. Notre Dame (8-3-1, 4-0-0 B1G)
Date: Nov 11, 2017 • Location: Notre Dame, Ind. • Arena: Compton Family Arena
Attendance: 4160 • Start time: • End time: 5:40 PM • Total time: 2:12

Table with columns: Prd, Time, Team, Scored by, Assists, Vis. on ice, Home on ice, Goals by Period. Shows game details for the first period.

TEAM SUMMARY table showing player stats for both teams, including goals, assists, and penalties.

GOALTENDERS table listing goalies for both teams and their performance metrics.

PENALTY SUMMARY table listing penalties for both teams, including player names and times.

Win-Cale Morris (7-1-0). Loss-Jones, Peyton (5-5-0). Referee's signature