

# 2017-18 MEN'S BASKETBALL GAME NOTES



# 31

**Pitt (8-22, 0-17 ACC) at Notre Dame (17-12, 7-9 ACC)**

**Wednesday, Feb. 28, 2018 • 7:00 p.m. • ESPNU**  
**South Bend, Ind. • Joyce Center**

## 2017-18 SCHEDULE

Shoot Down Cancer Exhibition Game  
presented by UPMC Hillman Cancer Center

N. 4 SLIPPERY ROCK [EXH] W, 71-59

Veterans Classic  
N. 10 at Navy (CBSSN) L, 71-62

Legends Classic  
N. 13 MONTANA (ACCN EXTRA) L, 83-78 •  
N. 15 UC SANTA BARBARA (ACCN EXTRA) W, 70-62  
N. 20 vs. Penn State + (ESPN3) L, 85-54  
N. 21 vs. Oklahoma State + (ESPN3) L, 73-67

N. 25 LEHIGH (ACCN EXTRA) W, 80-68  
N. 28 HIGH POINT (ACCN EXTRA) W, 71-63  
D. 1 vs. Duquesne & (Stadium) W, 76-64  
D. 5 MOUNT ST. MARY'S (ACCN EXTRA) W, 82-78 •

Backyard Brawl presented by EQT Corporation  
D. 9 [-/18] WEST VIRGINIA (ESPN2) L, 69-60

D. 16 MCNEESE STATE (ACCN EXTRA) W, 72-51  
D. 19 DELAWARE STATE (ACCN EXTRA) W, 74-68  
D. 22 TOWSON (ACCN EXTRA) W, 63-59  
D. 30 \* [-/15] MIAMI [FLA.] (ACCN) L, 67-53  
J. 2 \* at Louisville (ESPN3) L, 77-51  
J. 6 \* at Virginia Tech (ACCN) L, 81-67  
J. 10 \* [-/7] DUKE (ESPN2) L, 87-52  
J. 13 \* GEORGIA TECH (ACCN) L, 69-54  
J. 16 \* at Syracuse (RSN) L, 59-45  
J. 20 \* at [-/5] Duke (ACCN) L, 81-54  
J. 24 \* NC STATE (RSN) L, 72-68  
J. 27 \* SYRACUSE (ACCN) L, 60-55  
J. 31 \* at Miami [Fla.] (RSN) L, 69-57  
F. 3 \* at [-/19] North Carolina (ACCN) L, 96-65  
F. 8 \* at [-/16] Clemson (RSN) L, 72-48  
F. 11 \* LOUISVILLE (ACCN) L, 94-60  
F. 13 \* BOSTON COLLEGE (ESPN News) L, 81-58  
F. 18 \* at Florida State (ESPN3) L, 88-75  
F. 21 \* WAKE FOREST (RSN) L, 63-57  
F. 24 \* [-/1] VIRGINIA (ESPN3) L, 66-37  
F. 28 \* at Notre Dame (ESPN3) 7 pm

ACC Tournament  
M. 6-10 ACC Tournament + (ESPN/ACCN) TBD

+ - Barclays Center  
& - PPG Paints Arena  
\* Denotes ACC contest  
All Game times are Eastern Time Zone  
**HOME GAMES IN BOLD CAPS**  
• Overtimes  
[Pitt/Opponent] AP Rank

## PITT INFORMATION

**Pitt**



**Panthers**

Record (ACC) 8-22 (0-17)  
AP / Coaches Polls nr / nr  
Last Game L, 66-37 vs. Virginia (2/24)

Head Coach Kevin Stallings (Purdue, '82)  
Pitt Record 24-39 (Second Season)  
Career Record 479-322 (25th Season)  
vs. Notre Dame 1-4

## OPPONENT INFORMATION

**Notre Dame**



**Fighting Irish**

Record (ACC) 17-12 (7-9)  
AP / Coaches Polls nr / nr  
Last Game W, 76-71 at Wake Forest (2/24)

Head Coach Mike Brey (George Washington, '82)  
Notre Dame Record 399-199 (18th Season)  
Career Record 498-251 (23rd Season)

## BROADCAST INFORMATION

ESPNU

Play-by-Play: Jason Benetti  
Analyst: LaPhonso Ellis

Pitt IMG Sports Network (Flagship - 93.7 The Fan)

Play-by-Play: Bill Hillgrove  
Analyst: Curtis Aiken

WatchESPN <http://es.pn/2t0Cuuw>  
Sirius/XM 81 / 81

## PITT PANTHERS AVERAGES

No.	Name (Ht., Wt., Yr.)	Pos.	PPG	RPG	APG	Notables
0	Jared Wilson-Frame (6-5, 200, Jr.)	G/F	12.6	3.4	1.6	66 three-point field goals
1	Parker Stewart (6-5, 190, Fr.)	G	9.0	3.2	0.9	10+ points in 11 of 17 ACC contests
2	• Jonathan Milligan (6-2, 170, R-Sr.)	G	5.2	1.0	1.4	5 double-figure scoring games
3	Malik Ellison (6-6, 215, Jr.)	G	-	-	-	will sit out 2017-18 due to NCAA transfer rules
4	Ryan Luther (6-9, 225, Sr.)	F	12.7	10.1	2.8	played in 10 games
5	Marcus Carr (6-1, 185, Fr.)	G	9.9	2.8	4.1	.835 free throw percentage
12	Joe Mascaro (5-10, 170, Jr.)	G	0.0	0.0	0.3	first career assist vs. McNeese State (12/16)
13	Khameron Davis (6-4, 195, Fr.)	G	4.1	2.8	1.0	.400 [22-of-55] three-point field goal percentage
15	Kene Chukwuka (6-9, 215, So.)	F/C	2.6	2.7	0.9	has started 13 games
21	• Terrell Brown (6-10, 240, Fr.)	F/C	4.2	3.2	0.6	5.1 ppg. & 3.9 rpg. in league play
22	Anthony Starzynski (6-3, 180, So.)	G	0.8	0.0	0.0	has appeared in 4 games
23	• Shamiel Stevenson (6-6, 230, Fr.)	G/F	8.7	4.5	1.0	team-high .511 [90-of-176] field goal percentage
24	Samson George (6-7, 220, Fr.)	F	0.8	0.9	0.1	has appeared in 14 games
33	• Monty Boykins (6-5, 195, Gr.)	G	1.4	0.5	0.1	9 points vs. Georgia Tech (1/13)
35	• Zach Smith (6-3, 200, R-Sr.)	G	0.0	0.1	0.1	has appeared in 8 games
42	Peace Illegomah (6-9, 235, Fr.)	C	0.7	1.0	0.1	season-high 4 points vs. NC State (1/24)

• - previous game starter

@Pitt\_MBB

**Matt Plizga, Assistant Athletic Director of Media Relations**  
mplizga@athletics.pitt.edu | O: 412-648-8242 C: 919-812-0882

## BY THE NUMBERS

- Pitt has dropped 21 consecutive ACC regular season contests. The Panthers last regular season conference win was an 80-66 decision over No. 17 Florida State Feb. 18, 2017.
- The Panthers have dropped 11 consecutive ACC road contests. Pitt's last conference road win was an 83-72 decision at Boston College Feb. 8, 2017.
- Pitt has started three or more freshmen in a game 21 times, including 19 of the past 20 contests. Freshmen have combined to make 94 starts as **Marcus Carr** (26), **Khameron Davis** (21), **Parker Stewart** (18), **Terrell Brown** (15), **Shamiel Stevenson** (12) and **Peace Ilegomah** (2) have each made starts this season.
- Pitt freshmen combine to average 36.7 points per game. The group has accounted for 59.0 percent (1101-of-1865) of the team's scoring.
- Pitt's freshman class has accounted for 65.8 percent (670-of-1019) of the team's scoring over the past 17 games. The group has 27 of Pitt's 38 double-figure scoring games in that span.
- The Panthers have made 10 or more threes in a game 10 times; including three of the past four contests. Pitt's 242 made three-point field goals is the third most in program history, while its 732 three-point attempts are the most in program history.
- Newcomers have accounted for 84.9 percent (1583-of-1865) of the team's scoring, 85.9 percent (806-of-938) of the team's rebounding and 80.9 percent (304-of-376) of the team's assists.
- **Parker Stewart** is 64-of-151 (.424) from beyond the three-point arc over the past 25 games. He has made two or more threes in a game 19 times and scored in double figures on 14 occasions in that span. Stewart was 3-of-17 from three-point range over the first five games of the season.
- **Shamiel Stevenson** leads the team in field goal percentage (.511) and has scored in double figures 12 times. Stevenson also leads the team with 136 rebounds on the year. **Steven Adams** (2013) was the last Panther freshman to lead the team in field goal percentage and rebounds.

- **Jared Wilson-Frame** is averaging 13.7 points, 3.7 rebounds and 3.0 made threes per game over the past 10 contests. He has scored in double figures in eight of the past 10 games and made three or more threes in eight of those contests.
- **Parker Stewart** (67) and **Jared Wilson-Frame** (66) are the third set of Panther teammates to each make over 60 three-point field goals in the same season. **Jason Matthews** (87) and **Sean Miller** (68) accomplished that feat during the 1989-90 season, while **Cameron Johnson** (78) and **Jamel Artis** (74) each topped 60 made threes a year ago. Stewart (15) and Wilson-Frame (12) have combined for 27 three-point field goals over the past four games.
- **Marcus Carr** leads Pitt in minutes (854), starts (26), assists (122) and steals (20). He has scored in double figures 14 times and ranks ninth among ACC freshmen in scoring at 9.9 points per game.
- **Parker Stewart** has scored in double figures in 11 of 17 ACC contests and is averaging 11.0 points per game in league play. He ranks fourth in the ACC in three-point percentage (.444) and is third in three-point field goals (2.82 3pg.) in conference play.
- **Jared Wilson-Frame** leads the team in scoring at 12.6 points per game and ranks second on the team with 66 three-point field goals. He has scored in double figures 21 times and made three or more three-point field goals in a game 13 times.
- **Parker Stewart** has made a Pitt freshman record 67 three-point field goals. He is seventh in the ACC in three-point percentage (.399) and 10th in three-point field goals (2.23 3pg.). Stewart is seven made three-pointers shy of moving into the top 10 at Pitt for threes in a season.
- **Marcus Carr** is two points shy of becoming the eighth freshman in Pitt history to score 300 or more points in a season. He ranks ninth among ACC freshmen in scoring at 9.9 points per game.
- **Terrell Brown** has raised his averages to 5.1 points, 3.9 rebounds and 1.7 blocks per game in league play. He has recorded 29 or his 38 blocks on the season in ACC play.

## STATS COMPARISON

	Pitt	Notre Dame
Points	62.2	76.3
Opp. Points	72.5	69.0
Rebounds	31.3	35.6
Opp. Rebounds	37.2	34.0
Off. Rebounds	7.5	10.2
Opp. Off. Rebounds	11.9	10.6
Field Goal Pct.	.409	.456
Opp. Field Goal Pct.	.443	.431
Three-Point Pct.	.331	.381
Opp. Three-Point Pct.	.337	.363
Three-Point FGs	8.1	8.8
Opp. Three-Point FGs	7.4	8.1
Free Throw Pct.	.694	.758
Opp. Free Throw Pct.	.701	.696
Free Throws Made	12.0	14.1
Opp. Free Throws Made	12.8	9.2
Personal Fouls	17.2	13.1
Assists	12.5	14.4
Opp. Assists	15.3	14.1
Turnovers	14.3	10.2
Opp. Turnovers	10.5	11.7
Blocked Shots	3.4	3.6
Opp. Blocked Shots	4.1	3.8
Steals	4.4	6.1
Opp. Steals	6.9	5.1

## THE SERIES HISTORY

All-Time Record	Pitt trails 32-30
Under Kevin Stallings	Pitt trails 1-0
At the Joyce Center	Pitt trails 11-6
In South Bend	Pitt trails 18-11
In ACC play	Pitt leads 3-1
Streak	Pitt L, 1
Last Meeting	Notre Dame 78, Pitt 77 OT (12/31/16)

- Pitt is 3-1 against the Fighting Irish in their last four meetings, with two of those wins coming on the road.
- Each of the four games have been decided by four points or less, with two games going into overtime.



### PARKER STEWART

- Ranks second in the ACC (behind Duke's Gary Trent) in three-point field goals in league play with 48.



### MARCUS CARR

- Two points shy of joining Ricardo Greer (1998) as the only Pitt freshman to score over 300 points and dish out over 100 assists in a season.



### JARED WILSON-FRAME

- Shooting 96.8 percent (30-of-31) from the free throw line in ACC play. Made his first 23 free throws in league play.

## TOP TEAMS SINCE 2001-02

• Pitt is one of the top programs in terms of wins and winning percentage in the country since the start of the 2001-02 season.

### NCAA • Top Winning Pct since 2001-02 Season

Rk	Team	2017-18	2001-P	PCT
1.	Kansas	24-6	503-106	.826
	Gonzaga	27-4	478-101	.826
3.	Duke	24-6	487-113	.812
4.	Kentucky	20-9	462-139	.769
5.	Memphis	18-11	435-151	.742
	Louisville	19-10	439-153	.742
7.	North Carolina	22-7	447-158	.739
8.	Arizona	22-7	424-157	.730
9.	Florida	18-11	431-160	.729
10.	Wisconsin	14-17	421-160	.725
11.	Syracuse	18-11	426-164	.722
12.	Michigan State	28-3	424-170	.714
13.	Ohio State	24-7	416-169	.711
14.	Pitt	8-22	409-173	.703
15.	Connecticut	13-16	404-179	.693

### NCAA • Most Wins since 2001-02 Season

Rk	Team	Wins
1.	Kansas	503
2.	Duke	487
3.	Gonzaga	478
4.	Kentucky	462
5.	North Carolina	447
6.	Louisville	439
7.	Memphis	435
8.	Florida	431
9.	Syracuse	426
10.	Arizona	424
	Michigan State	424
12.	Wisconsin	421
13.	Ohio State	416
14.	Pitt	409
15.	Connecticut	404

through Feb. 26

## HOME COURT ADVANTAGE

• Pitt has compiled a 240-52 (.822) record, including a 142-7 (.953) ledger in non-conference play, at the Petersen Events Center.

• Pitt is 23-21 (.523) versus teams ranked in the top 25 of the AP Poll at the Petersen Events Center, with a 14-7 (.667) mark against top-10 teams and a 9-2 (.818) ledger versus teams ranked in the top-5 nationally.

### NCAA • Homecourt Wins since 2002-03 Season

Rk	Team	Wins
1.	Kansas	253
2.	Memphis	247
3.	Syracuse	244
4.	Duke	241
5.	Pitt	240

### NCAA • Homecourt Winning Pct. since 2002-03 Season

Rk	Team	Wins	Losses	PCT
1.	Kansas	253	15	.944
2.	Duke	241	18	.931
3.	Gonzaga	204	18	.919
4.	Michigan State	228	26	.898
5.	Kentucky	238	28	.895
6.	North Carolina	216	31	.874
7.	Wisconsin	232	35	.869
8.	Memphis	247	39	.864
9.	Florida	222	36	.860
10.	Pitt	240	52	.822

through Feb. 26

## STALLINGS ON THE ACTIVE WINS LIST

• Head coach Kevin Stallings, in his 25th season manning the sidelines, has won 479 games - 32nd-most wins among active NCAA Division I coaches.

• Stallings has led his teams to 12 seasons with 20 or more wins and 16 postseason appearances, including nine NCAA Tournament bids.

### NCAA Active Coaches • Most Wins

Rk	Coach, Current Team	Wins
24.	Jay Wright, Villanova	533
25.	Bruce Pearl, Auburn	530
26.	Mark Few, Gonzaga	530
27.	Larry Eustachy, Colorado State	524
28.	Bob Hoffman, Mercer	507
29.	John Giannini, La Salle	504
30.	Leonard Hamilton, Florida State	501
31.	Mike Brey, Notre Dame	498
32.	Kevin Stallings, Pitt	479
33.	Gregg Marshall, Wichita State	478
34.	Ron Cottrell, Houston Baptist	475
35.	Eddie Payne, USC Upstate	467

through Feb. 26

## ACADEMIC ACHIEVEMENT

• The University of Pittsburgh men's basketball team posted the best semester team GPA in program history with a combined GPA of 3.32 for the fall of 2017. Making Pitt's academic achievements even more impressive is the fact that the roster is comprised of 11 scholarship newcomers, including seven true freshmen.

• The Pitt basketball program saw 15 student-athletes post a 3.0 or better for the fall 2017 semester, including eight players who recorded GPAs of 3.4 or higher.

## LUTHER TO MISS REMAINDER OF THE SEASON

• Ryan Luther will miss the remainder of the 2017-18 season with a stress reaction in his right foot. Luther was leading the team in double-doubles (four), double-figure scoring games (eight), scoring (12.7 ppg.), rebounding (10.1 rpg.), blocks (seven) and steals (16), while also ranking second in assists (28) prior to the injury.

• Luther led the team in rebounding nine times and grabbed eight or more boards in all 10 contests played.

• Luther scored in double-figures, grabbed eight or more rebounds and dished out four or more assists in a game four times this season.

• Luther grabbed a career-high 16 rebounds, including eight offensive boards, in an overtime win over Mount St. Mary's.

• Luther missed 12 games last season with a stress fracture in his right foot.

• Luther grabbed three or more offensive rebounds in a game six times this season. He had seven offensive rebounds against Montana and set a career-high with eight offensive boards in a win over Mount St. Mary's.

• Luther will apply for a medical hardship and look to return to the floor next season for the Panthers. He has 451 points and 300 rebounds in 86 career games (12 starts).

### Ryan Luther • Scoring / Rebounding / Assist Increases

Year	GP/GS	PPG	RPG	APG
2016-17	21/2	5.7	3.9	0.7
2017-18	10/10	12.7	10.1	2.8
		+7.0	+6.2	+2.1

## PITT SEASON & CAREER TOTALS

	2017-18	Career
<b>Double-Figure Scoring Games</b>		
Jared Wilson-Frame	21 (6-15)	21 (6-15)
Ryan Luther	8 (4-4)	17 (11-6)
Parker Stewart	15 (4-11)	15 (4-11)
Marcus Carr	14 (4-10)	14 (4-10)
Shamiel Stevenson	12 (3-9)	12 (3-9)
Jonathan Milligan	5 (4-1)	6 (5-1)
Terrell Brown	3 (1-2)	3 (1-2)
Khameron Davis	2 (2-0)	2 (2-0)
<b>20+ Point Games</b>		
Jared Wilson-Frame	3 (0-3)	3 (0-3)
Marcus Carr	2 (1-1)	2 (1-1)
Parker Stewart	1 (0-1)	1 (0-1)
Ryan Luther	-	1 (1-0)
<b>10+ Rebound Games</b>		
Ryan Luther	5 (3-2)	6 (4-2)
Jared Wilson-Frame	1 (0-1)	1 (0-1)
Parker Stewart	1 (0-1)	1 (0-1)
<b>10+ Assist Games</b>		
Marcus Carr	2 (0-2)	2 (0-2)
<b>Double-Doubles</b>		
Ryan Luther	4 (2-2)	5 (3-2)
Marcus Carr	2 (0-2)	2 (0-2)
Jared Wilson-Frame	1 (0-1)	1 (0-1)
<b>3+ Three-Point FG Games</b>		
Jared Wilson-Frame	13 (2-11)	13 (2-11)
Parker Stewart	12 (2-10)	12 (2-10)
Marcus Carr	5 (2-3)	5 (2-3)
Khameron Davis	2 (1-1)	2 (1-1)
Ryan Luther	1 (1-0)	2 (2-0)
Jonathan Milligan	-	1 (1-0)
<b>Scoring Leaders</b>		
Jared Wilson-Frame	13 (3-10)	13 (3-10)
Shamiel Stevenson	6 (0-6)	6 (0-6)
Parker Stewart	6 (1-5)	6 (1-5)
Ryan Luther	3 (2-1)	5 (2-3)
Marcus Carr	4 (2-2)	4 (2-2)
Jonathan Milligan	2 (2-0)	2 (2-0)
Monty Boykins	1 (0-1)	1 (0-1)
Terrell Brown	1 (0-1)	1 (0-1)
<b>Rebounding Leaders</b>		
Ryan Luther	9 (5-4)	13 (8-5)
Shamiel Stevenson	10 (2-8)	10 (2-8)
Parker Stewart	6 (1-5)	6 (1-5)
Terrell Brown	5 (0-5)	5 (0-5)
Khameron Davis	4 (0-4)	4 (0-4)
Jared Wilson-Frame	3 (1-2)	3 (1-2)
Kene Chukwuka	2 (0-2)	2 (0-2)
Marcus Carr	1 (0-1)	1 (0-1)
<b>Assists Leaders</b>		
Marcus Carr	23 (5-18)	23 (5-18)
Jonathan Milligan	4 (2-2)	5 (2-3)
Shamiel Stevenson	4 (1-3)	4 (1-3)
Ryan Luther	3 (2-1)	4 (3-1)
Jared Wilson-Frame	5 (0-5)	5 (0-5)
Parker Stewart	2 (0-2)	2 (0-2)
Terrell Brown	1 (1-0)	1 (1-0)
Kene Chukwuka	1 (1-0)	1 (1-0)

Record in such games in ( )

## STREAKS

Overall	Lost 17
Unranked teams anywhere	Lost 11
Ranked teams anywhere	Lost 10
Home	Lost 9
Home ACC	Lost 10
Home non-conference	Won 3
Home unranked non-conference	Won 7
Home ranked teams	Lost 5
Home unranked teams	Lost 6
Road	Lost 12
Road ACC	Lost 11
Road ranked teams	Lost 15
Road unranked teams	Lost 8
Neutral	Won 1
Neutral ranked teams	Lost 5
Neutral unranked teams	Won 1

### Consecutive Made Free Throws (active streak)

Jared Wilson-Frame	7
Kene Chukwuka	3
Jonathan Milligan	3
Marcus Carr	1
Shamiel Stevenson	1
Samson George	1
Khameron Davis	1

### Consecutive Games with a Three-Point Field Goal

Jared Wilson-Frame	10
Parker Stewart	9

Games Played	2017-18	Career
Ryan Luther	10 (5-5)	86 (53-33)
Jonathan Milligan	30 (8-22)	61 (23-38)
Marcus Carr	30 (8-22)	30 (8-22)
Khameron Davis	30 (8-22)	30 (8-22)
Shamiel Stevenson	30 (8-22)	30 (8-22)
Parker Stewart	30 (8-22)	30 (8-22)
Jared Wilson-Frame	30 (8-22)	30 (8-22)
Kene Chukwuka	29 (8-21)	29 (8-21)
Terrell Brown	29 (8-21)	29 (8-21)
Peace Ilegomah	23 (6-17)	23 (6-17)
Monty Boykins	20 (5-15)	20 (5-15)
Zach Smith	8 (2-6)	16 (5-11)
Samson George	14 (3-11)	14 (3-11)
Anthony Starzynski	4 (2-2)	4 (2-2)
Joe Mascaro	4 (2-2)	4 (2-2)

### Starts

	Consecutive	Career
Marcus Carr	-	26 (7-19)
Jared Wilson-Frame	-	22 (8-14)
Khameron Davis	-	21 (3-18)
Parker Stewart	-	18 (1-17)
Terrell Brown	1 (0-1)	15 (3-12)
Kene Chukwuka	-	13 (2-11)
Ryan Luther	-	12 (6-6)
Shamiel Stevenson	1 (0-1)	12 (5-7)
Jonathan Milligan	1 (0-1)	10 (5-5)
Peace Ilegomah	-	2 (1-1)
Monty Boykins	1 (0-1)	1 (0-1)
Zach Smith	1 (0-1)	1 (0-1)

Record in such games at Pitt in ( )

## STEWART FOR THREE

• Parker Stewart has rebounded from a slow start to the season to raise his scoring average to 9.0 points per game. In ACC play, he has extended his scoring output to 11.0 points per game.

• Stewart ranks fourth in the ACC in three-point percentage (.444) and is third in three-point field goals (2.82 3pg.) in conference play.

• Stewart has made two or more threes in a game 19 times, including a Pitt freshman-record seven three-point field goals at Syracuse Jan. 16.

• Stewart has scored in double figures in 12 of the past 18 contests and 15 times overall on the season.

• Stewart scored a season-high 23 points, tied for 11th-most in a game by a Pitt freshman, at Syracuse. He was 8-of-14 from the field and set Pitt freshman-records for threes (7) and three-point field goal attempts (13) in the contest.

### ACC • Three-Point Field Goal PCT • Conference Play

Rk	Player, Team	Pct
1.	Jerome Robinson, Boston College	.458 [44-of-96]
2.	Quentin Snider, Louisville	.455 [35-of-77]
3.	Gary Trent, Duke	.452 [51-of-114]
4.	<b>Parker Stewart, Pitt</b>	<b>.444 [48-of-108]</b>
5.	Gabe Devoe, Clemson	.439 [47-of-107]

### ACC • Three-Point Field Goals • Conference Play

Rk	Player, Team	3PG
1.	Gary Trent, Duke	3.00
2.	Gabe Devoe, Clemson	2.94
3.	<b>Parker Stewart, Pitt</b>	<b>2.82</b>
4.	Jerome Robinson, Boston College	2.75
	Joel Berry II, North Carolina	2.75

### ACC • Freshman Three-Point Field Goals In A Game

Rk	Player (Team), Opponent, Date	3FG
1.	Curtis Staples (Virginia), vs. UNLV, 2/12/95	9
2.	Olivier Hanlan (BC), vs. Georgia Tech, 3/14/13	8
	Raymond Felton (UNC), at NC State, 1/26/03	8
	Migjen Bakalli (NC State), Maryland, 2/27/91	8
	Mark Price (Georgia Tech), vs. Virginia, 3/12/83	8*
6.	<b>Parker Stewart (Pitt), at Syracuse, 1/16/18</b>	<b>7</b>
	Ky Bowman (BC), North Carolina, 1/21/17	7
	Ky Bowman (BC), Syracuse, 1/1/17	7
	Xavier Rathan-Mayes (FSU), North Carolina, 1/4/16	7
	Lonnie Jackson (BC), Bryant, 12/18/11	7
	Scott Wood (NC State), at Florida State, 1/12/10	7
	Ishua Benjamin (NC State), Prairie View A&M, 11/26/94	7

\* prior to three-point shot being adopted nationwide

### Pitt • Freshman Three-Point Field Goals In A Game

Rk	Player, Opponent, Date	3FG
1.	<b>Parker Stewart, at Syracuse, 1/16/18</b>	<b>7</b>
2.	Sean Miller, St. Francis [Pa.], 12/2/87	6
3.	Josh Newkirk, NC State, 3/3/14	5
	Sean Miller, Syracuse, 2/10/88	5
	Ricardo Greer, Maryland Eastern Shore, 12/2/97	5
	Ronald Ramon, at Rutgers, 1/8/05	5

### Pitt • Three-Point Field Goals In A Game

Rk	Player, Opponent, Date	3FG
1.	Andre Aldridge, Georgia, 12/17/94	8
	Jason Maile, Villanova, 2/12/97	8
3.	<b>Parker Stewart, at Syracuse, 1/16/18</b>	<b>7</b>
	Jamel Artis, at Louisville, 1/11/17	7
	Jason Matthews, at Providence, 3/3/90	7
	Jason Matthews, at Cornell, 11/26/90	7
	Jason Maile, vs. Maryland, 12/27/96	7

### Pitt • Freshman Three-Point Field Goal Attempts In A Game

Rk	Player, Opponent, Date	3FGA
1.	<b>Parker Stewart, at Syracuse, 1/16/18</b>	<b>13</b>
2.	<b>Parker Stewart, at Miami, 1/31/18</b>	<b>11</b>
	Cameron Johnson, vs. Syracuse, 3/9/16	11
3.	<b>Parker Stewart, Towson, 12/22/17</b>	<b>9</b>
	Sean Miller, Connecticut, 1/13/88	9
	Julius Page, St. Bonaventure, 3/14/01	9
	Julius Page, Mississippi State, 3/19/01	9
	Ronald Ramon, at Rutgers, 1/8/05	9

### Pitt • Freshman Single-Season Three-Point Field Goals

Rk	Player, Year	3FG
1.	<b>Parker Stewart, 2018</b>	<b>67</b>
2.	Sean Miller, 1988	58
3.	Julius Page, 2001	43
	Ronald Ramon, 2005	43
5.	Ashton Gibbs, 2009	36

### ACC • Freshman Three-Point Field Goals

Rk	Player, Team	3FG
1.	Gary Trent Jr., Duke	78
2.	<b>Parker Stewart, Pitt</b>	<b>67</b>
3.	Nickeil Alexander-Walker, Virginia Tech	54
4.	Braxton Beverly, NC State	53
5.	Lonnie Walker, Miami	49

### Pitt • Freshman Single-Game Scoring

Rk	Player, Opponent, Date	Points
1.	Clyde Vaughan, vs. James Madison, 12/20/80	29
2.	Charles Smith, at Boston College, 1/21/85	26
	Ricardo Greer, Providence, 2/21/98	26
4.	Jerome Lane, St. Francis [Pa.], 11/27/85	25
6.	Charles Smith, at St. John's, 2/15/85	25
	Sam Clancy, at Cincinnati, 1/23/78	24
	Mel Bennett, vs. Penn State, 12/7/74	24
	Chris Taft, at Providence, 3/2/04	24
	Brandin Knight, at Georgetown, 2/20/00	24
	Cameron Johnson, vs. Syracuse, 3/9/16	24
11.	<b>Parker Stewart, at Syracuse, 1/16/18</b>	<b>23</b>
	Marcus Carr, Mount St. Mary's, 12/5/17	23
	Rod Brookin, vs. Oklahoma, 3/15/87	23
	Demetrius Gore, Connecticut, 2/13/85	23
	Charles Smith, Boston College, 2/23/85	23
	Ricardo Greer, vs. Villanova, 3/4/98	23
	Ricardo Greer, Navy, 12/18/97	23
	Charles Smith, at Duquesne, 2/4/85	23

## CARR KEYS PANTHERS

• Marcus Carr has established himself as one of the top freshman guards in the ACC, averaging 9.9 points, 4.1 assists and 2.8 rebounds per game.

• Carr has scored in double figures 14 times and owns the ninth-best scoring average among ACC freshmen. He is also second among freshmen in the ACC in assists (4.1 app.).

• Carr leads the Panthers in starts (26), minutes played (854), assists (122) and steals (20).

• Carr scored a season-high 23 points in an overtime win against Mount St. Mary's, tied for the 11th-most points in a game by a Panther freshman.

• Carr recorded 10 assists against Oklahoma State, becoming the eighth freshman in program history to post double-digit assists in a game.

• Carr posted the fifth-most points in a game with 100 percent efficiency in a win over High Point, finishing with 19 points on 5-of-5 shooting from the field and 6-of-6 from the foul line.

• Carr set a Pitt true freshman record with 12 assists against Syracuse Saturday, Jan. 24. He scored or assisted on 16 of the Panthers 18 made field goals against Syracuse. He either scored or recorded an assist on 47 of the team's 55 points scored in the game. Carr finished the game with 16 points and a season-high 12 assists.

- Carr posted his second 20-point scoring game of the season at No. 19 North Carolina, finishing with 22 points on 8-of-11 shooting from the field, including 3-of-5 from three-point range.
- Carr is eighth in the Pitt freshman record books in scoring at 9.9 points per game. He is looking to become the eighth Panther to average double figures in scoring as a freshman.

#### ACC • Freshman Scoring Leaders

Rk	Player, Team	PPG
1.	Marvin Bagley III, Duke	21.1
2.	Gary Trent Jr., Duke	14.7
3.	Oshae Brissett, Syracuse	14.5
4.	Wendall Carter Jr., Duke	14.6
5.	Jose Alvarado, Georgia Tech	12.1
6.	Lonnie Walker IV, Miami	11.5
7.	Nickeil Alexander-Walker, Virginia Tech	10.7
8.	Trevon Duval, Duke	10.6
9.	<b>Marcus Carr, Pitt</b>	<b>9.9</b>
10.	Braxton Beverly, NC State	9.7

#### Pitt • Freshman Scoring Leaders

Rk	Player, Year	PPG
1.	Charles Smith, 1985	15.0
2.	Sam Clancy, 1978	14.0
3.	Ricardo Greer, 1998	12.4
4.	DeJuan Blair, 2008	11.6
5.	Chris Taft, 2004	10.9
6.	Rod Brookin, 1987	10.2
7.	Mel Bennett, 1975	10.1
8.	<b>Marcus Carr, 2018</b>	<b>9.9</b>

#### Pitt • Most Points in a 100% Efficiency Game

Rk	Player, Opponent, Date	Points
1.	J.J. Moore, at DePaul, 3/3/13 (8-of-8 FG, 5-of-5 3FG)	21
2.	Ryan Luther, Rice, 12/17/16 (8-of-8 FG, 2-of-2 3FG, 2-of-2 FT)	20
	Chevon Troutman, Georgetown, 1/25/03 (5-of-5 FG, 10-of-10 FT)	20
	Eric Mobley, Youngstown State, 11/27/93 (10-of-10 FG)	20
5.	<b>Marcus Carr, High Point, 11/28/17</b> (5-of-5 FG, 3-of-3 3FG, 6-of-6 FT)	<b>19</b>

#### Pitt • Most Assists by a Freshman

Rk	Player, Opponent, Date	Assists
1.	<b>Marcus Carr, Syracuse, 1/27/18</b>	<b>12</b>
2.	Sean Miller, Boston College, 2/29/88	11
	Sean Miller, Seton Hall, 3/2/88	11
	Brandin Knight, at New Orleans, 12/29/99	11
	Brandin Knight, at St. John's, 1/3/00	11
6.	<b>Marcus Carr, vs. Oklahoma State, 11/21/17</b>	<b>10</b>
	Darrelle Porter, vs. Eastern Michigan, 3/18/89	10
	Sean Miller, Robert Morris, 11/28/87	10
	Ricardo Greer, vs. Villanova, 3/4/98	10

true freshman; does not include redshirt freshmen

#### Pitt • Freshman Assists

Rk	Player, Year	Assists
1.	Sean Miller, 1988	180
2.	Brandin Knight, 2000	154
3.	<b>Marcus Carr, 2018</b>	<b>122</b>
4.	Ricardo Greer, 1998	117
5.	James Robinson, 2013	116

#### Pitt • Freshman Assists Per Game

Rk	Player, Year	APG
1.	Sean Miller, 1988	5.8
2.	Brandin Knight, 2000	5.5
3.	Ricardo Greer, 1998	4.3
4.	<b>Marcus Carr, 2018</b>	<b>4.1</b>
5.	James Robinson, 2013	3.5

#### Pitt • Freshman Free Throw Percentage

Rk	Player, Year	FT Pct
1.	Sean Miller, 1988	.851 [57-of-67]
2.	Jason Matthews, 1988	.836 [51-of-61]
3.	<b>Marcus Carr, 2018</b>	<b>.835 [66-of-79]</b>
4.	Michael Young, 2014	.817 [67-of-82]
5.	James Robinson, 2013	.792 [61-of-77]

#### JWF LEADING SCORING ATTACK

• **Jared Wilson-Frame** has scored in double figures 21 times and leads the team in scoring at 12.6 points per game.

• Wilson-Frame has made two or more three-pointers 19 times, including a season-high five threes against Penn State, McNeese State and Miami.

• Wilson-Frame has three 20+ point games on the season, including a season-high 22 against NC State.

• Wilson-Frame made 23 consecutive free throws to open ACC play and is 30-of-31 (.968) from the line in conference play.

• Wilson-Frame is tied for fourth in the Pitt record books with 208 three-point field goal attempts in a season.

#### Pitt • Single-Season Three-Point Field Goal Attempts

Rk	Player, Year	Games	3FGA
1.	Brandin Knight, 2002	35	261
2.	Ashton Gibbs, 2012	37	235
3.	Jason Maile, 1997	33	217
4.	Ashton Gibbs, 2011	34	208
	<b>Jared Wilson-Frame, 2018</b>	<b>30</b>	<b>208</b>

#### 5-OF-5 FOR CARR & DAVIS

• **Marcus Carr** and **Khameron Davis** moved into the Pitt freshman record books with five made field goals in a game with no misses.

• Carr made all five field goal attempts in a 19-point effort against High Point, while Davis matched the 5-of-5 effort in a win over Mount St. Mary's.

• Davis made all five shots from the field, including a pair of threes, en route to a season-high 12 points in a win over Mount St. Mary's.

#### Pitt Freshman • Most Field Goals Made - No Misses

Rk	Player, Opponent, Date	FGM
1.	Sam Young, at West Virginia, 2/27/06	6
2.	<b>Khameron Davis, Mount St. Mary's, 12/5/17</b>	<b>5</b>
	<b>Marcus Carr, High Point, 11/28/17</b>	<b>5</b>
	Carl Krauser, Seton Hall, 3/5/03	5
	Carl Krauser, at Georgia, 12/31/02	5

#### WHAT CAN BROWN DO FOR YOU

• **Terrell Brown** ranks ninth in ACC play with 1.7 blocks per game. He has blocked two or more shots in nine league games.

• Brown recorded four blocks in Pitt's first meeting with Duke and a season-high six blocks at home against Syracuse. His six blocks are tied for fourth most by a Pitt freshman.

• Brown has raised his averages to 5.1 points and 3.9 rebounds in conference play.

#### Pitt Freshman • Most Blocked Shots in a Game

Rk	Player, Opponent, Date	Blocks
1.	Sam Clancy, Penn State, 2/18/78	7
	Chris Taft, Murray State, 12/20/03	7
	Atila Cosby, at Connecticut, 2/14/98	7
4.	<b>Terrell Brown, Syracuse, 1/27/18</b>	<b>6</b>
	Charles Smith, Westminster, 1/2/85	6
	Mel Bennett, Saint Joseph's, 12/14/74	6
	Khem Birch, Robert Morris, 11/27/11	6

#### THREES & D VS. MCNEESE

• Pitt used strong perimeter shooting and terrific field goal percentage defense en route to a 21-point win over McNeese State.

• The Panthers knocked down 14 three-point field goals, tied for second most in program history.

• Pitt limited McNeese State to 24.3 percent (17-of-70) shooting from the field, the fifth lowest mark in program history. The Panthers held the Cowboys to 0-of-17 shooting during a 10-minute stretch in the opening half of play.

#### Pitt • Lowest Opponent Field Goal Percentage

Rk	Opponent, Date	FG PCT
1.	Furman, 12/6/57	.197 [12-of-61]
2.	Saint Joseph's College, 11/17/15	.208 [11-of-53]
3.	New Hampshire, 12/4/09	.235 [12-of-51]
4.	Ohio, 12/22/09	.239 [17-of-71]
5.	<b>McNeese State, 12/16/17</b>	<b>.243 [17-of-70]</b>

#### Pitt • Most Three-Point Field Goals in a Game

Rk	Opponent, Date	3FG
1.	Notre Dame, 1/29/97	16
2.	<b>McNeese State, 12/16/17</b>	<b>14</b>
	Marshall, 12/6/90	14
	Miami [Fla.], 2/18/95	14
	UMBC, 12/13/08	14
	Albany, 11/28/03	14
	vs. Georgia, 12/17/94	14
8.	<b>8x; last Delaware State, 12/19/17</b>	<b>13</b>

#### FIRING AWAY FROM DEEP

• Pitt is averaging 24.4 three-point field goal attempts per game and has recorded three of the top 10 games for three-point attempts in program history.

• Pitt's 8.1 three-point field goals per game is its highest average for a season while its 242 made threes is the third most in program history.

• The Panthers 732 three-point field goal attempts are the most in program history.

#### Pitt • Most Three-Point Attempts in a Game

Rk	Opponent, Date	3FG
1.	Georgia, 12/2/95	36
2.	<b>Delaware State, 12/19/17</b>	<b>35</b>
3.	Syracuse, 1/27/18	34
	vs. Georgia, 12/17/94	34
	Houston Baptist, 11/9/07	34
	Rider, 11/13/11	34
7.	<b>McNeese State, 12/16/19</b>	<b>33</b>
	Eastern Michigan, 11/11/17	33
	VMI, 12/6/11	33

#### Pitt • Most Three-Point Attempts in a Season

Rk	Year	3FGA
1.	<b>2018</b>	<b>732</b>
2.	2017	729
3.	2012	707
4.	2002	682
5.	2008	671

#### Pitt • Most Three-Pointers in a Season

Rk	Year	3FGA
1.	2017	263
2.	2012	247
3.	<b>2018</b>	<b>242</b>
4.	2007	229
5.	2009	225
	2008	225
	1995	225

## COMEBACK KIDS

- Pitt used a 19-6 run over the final 6:10 of play to overcome a nine-point deficit in a 63-59 win over Towson. The comeback was tied for the fifth-largest in the final 7:00 minutes of play in program history.
- Pitt went 5-of-6 (.833) from the field, including 3-of-4 (.750) from three-point range down the stretch over the final 6:10 of play, while limiting Towson to 3-of-12 shooting (.250) from the field.

### Pitt • Largest Deficit Overcome to Win a Game Less Than 7:00 Left

Rk	Opponent, Date	Margin
1.	Ohio, 2/13/75 trailed 65-54 with 3:47 to go; won 72-71 at Syracuse, 3/1/08 trailed 75-64 with 3:49 to go; won 82-77	-11
3.	Purdue, 12/2/60 trailed 69-59 win 7:00 to go; won 81-80 at Boston College, 1/6/15 trailed 53-43 with 3:04 to go; won 61-60 OT	-10
5.	Towson, 12/22/17 trailed 53-44 with 6:10 to go; won 63-59 West Virginia, 2/17/99 trailed 47-38 with 5:00 to go; won 69-67 at West Virginia, 3/5/49 trailed by nine points with 3:00 to go; won 34-32 St. Bonaventure, 12/15/79 trailed 56-47; won 71-70	-9

## FRESHMAN FOCUS

- Pitt's seven-player freshman class is tied for the largest freshman class in program history. The Panthers also welcomed seven freshmen (six scholarship and one walk-on) into the program for the 1997-98 season.
- Pitt has had three freshmen score in double figures three times this season, with the Panther rookies combining for a season-high 55 points in an overtime win against Mount St. Mary's.
- Panther freshmen accounted for 48 of the team's 63 points (76.2 percent) in the win over Towson. **Parker Stewart, Khameron Davis, Terrell Brown and Marcus Carr** accounted for 16 points during a decisive 19-6 run over the final 6:10 of play.

### Pitt • Most Combined Points by Freshman Class

Rk	Game, Date	Points
1.	Mount St. Mary's, 12/5/17	55
2.	at North Carolina, 2/3/18	49
3.	Towson, 12/22/17	48
4.	at Virginia Tech, 1/6/18	44
5.	Delaware State, 12/19/17	43
6.	at Florida State, 2/18/18	41
7.	Montana, 11/13/17 at Miami, 1/31/18	40

### Pitt • Games with Three Freshmen Double-Figure Scorers

Game, Date	Player (Points)
Mount St. Mary's, 12/5/17	Carr (23), Stevenson (14), Davis (12)
Duquesne, 12/1/17	Carr (15), Stewart (14), Stevenson (13)
at Louisville, 1/2/18	Stewart (12), Carr (11), Stevenson (10)

### NCAA • Most Scholarship Freshmen

Rk	Team	Total FR
1.	Pitt	7
	Mount St. Mary's	7
	Duke	7
	Kentucky	7
5.	Montana	6
	California	6
	The Citadel	6
	Idaho	6
	Northwestern State	6
	Holy Cross	6

\* Does not include redshirt freshmen

### Pitt • Most Freshmen

Rk	Season	Total
1.	2017-18	7
	1997-98	7
3.	1995-96	6
	1972-73	6

## FRESH STARTS

- **Shamiel Stevenson** and **Parker Stewart** became the 15th and 16th freshmen in Pitt history to start the season opener. The tandem was the fourth set of Panther freshmen to start the season opener.
- Pitt started three freshmen - **Terrell Brown, Marcus Carr** and **Khameron Davis** - against Montana, marking the first time since Feb. 21, 1977 when Sonny Lewis, Mike Rice and Ed Scheuermann started in a 76-59 win at Indiana [Pa.].
- The Panthers have started three or more freshmen in a game 21 times this season and 32 times since freshmen became eligible prior to the 1972-73 season.
- Pitt started four freshmen - **Terrell Brown, Marcus Carr, Khameron Davis** and **Shamiel Stevenson** - in a game for the first time in program history Dec. 16, 2017 against McNeese State. The Panthers also started that unit against Delaware State.
- The freshman quartet of **Marcus Carr, Khameron Davis, Peace Ilegomah** and **Parker Stewart** started a Dec. 22, 2017 win over Towson.
- Pitt started a third different freshman quartet of **Marcus Carr, Khameron Davis, Terrell Brown** and **Parker Stewart** in the ACC opener against Miami [Fla.]. The group has started seven times on the year.
- The Panthers started five freshmen - **Marcus Carr, Khameron Davis, Parker Stewart, Shamiel Stevenson** and **Terrell Brown** - for the first time in program history Jan. 2, 2018 at Louisville. Boston College was the last ACC team to start five true freshmen in a game - Dec. 6, 2015.

### Pitt Freshmen to Start the Season Opener

Player	Opponent, Date
Larry Harris	Ohio Northern, 11/30/74
Sam Clancy	Morris Harvey, 11/26/77
Charles Smith	St. Francis [Pa.], 11/26/84
Vonteego Cummings	Duquesne, 11/29/95
Ricardo Greer	Bucknell, 11/17/97
Attila Cosby	Bucknell, 11/17/97
Brandin Knight	Wright State, 11/19/99
Donatas Zavackas	Wright State, 11/19/99
Ronald Ramon	Howard, 11/20/04
Levance Fields	Saint Peter's, 11/19/05
DeJuan Blair	Houston Baptist, 11/9/07
Steven Adams	Mount St. Mary's, 11/9/12
James Robinson	Mount St. Mary's, 11/9/12
Michael Young	Savannah State, 11/8/13
<b>Shamiel Stevenson</b>	<b>at Navy, 11/10/17</b>
<b>Parker Stewart</b>	<b>at Navy, 11/10/17</b>

### Pitt • Three or More Freshman Starters

Players	Opponent, Date
Carr, Davis, Stewart, Stevenson, Brown	2x; last at VT, 1/6/18
Carr, Davis, Stewart, Stevenson, Ilegomah	Duke, 1/10/18
Carr, Davis, Brown, Stewart	7x; last vs. Boston College, 2/13/18
Carr, Davis, Ilegomah, Stewart	Towson, 12/22/17
Brown, Carr, Davis, Stevenson	2x; last DSU, 12/19/17
Carr, Stewart, Davis	5x; last vs. Wake Forest, 2/21/18
Carr, Stewart, Stevenson	Georgia Tech, 1/13/18
Carr, Davis, Stevenson	West Virginia, 12/9/17
Brown, Carr, Davis	Montana, 11/13/17
Lewis, Rice, Scheuermann	11x; last at Indiana [Pa.], 2/21/77

### Pitt Freshman Duos to Start the Season Opener

Players	Opponent, Date
Ricardo Greer / Attila Cosby	Bucknell, 11/17/97
Brandin Knight / Donatas Zavackas	Wright State, 11/19/99
Steven Adams / James Robinson	Mount St. Mary's, 11/9/12
<b>Shamiel Stevenson / Parker Stewart</b>	<b>at Navy, 11/10/17</b>

## NEW LOOK PANTHERS IN 2017-18

- The Panthers returned just three letterwinners and have an NCAA-high 11 scholarship newcomers for the 2017-18 season.
- Pitt is one of seven teams - along with Chattanooga, Dayton, Iowa State, Kentucky, NC Central and Little Rock - with no starters returning from a year ago.
- Pitt entered the season as one of the least experienced teams in the NCAA with a combined three returning career starts and a combined 648 minutes played a year ago.
- Pitt leads the NCAA with 11 scholarship newcomers (7 freshmen, 2 JUCO transfers, 1 grad transfer, 1 traditional transfer). The 11 scholarship newcomers is also the most in program history.

### NCAA • Least Experienced Teams

#### Pct. of Returning Possession-Minutes

Rk	Team	Pct
1.	Kentucky	7%
2.	Pitt	8%
3.	California	15%
	Oregon	15%

via John Gassaway - ESPN

### NCAA • Fewest Returning Career Starts entering 2017-18

Rk	Team	Total
1.	Pitt	3
2.	Chattanooga	11
	NC Central	11
4.	Little Rock	12
	Iowa State	12

### NCAA • Teams with Fewest Returning Letterwinners

Rk	Team	Total
1.	James Madison	2
	Mississippi Valley State	2
	Memphis	2
	California	2
5.	Pitt	3
	Robert Morris	3

### NCAA • Fewest Minutes Played in 2016-17 by Returnees

Rk	Team	Total Minutes
1.	Mississippi Valley State	386
2.	Pitt	648
3.	NC Central	862
4.	Kentucky	890
5.	California	1,167

### NCAA • Most Scholarship Newcomers

Rk	Team	Total (Breakdown)
1.	Pitt	11 (7 FR / 4 TR)
2.	Little Rock	10 (4 FR / 6 TR)
	Robert Morris	10 (5 FR / 5 TR)
4.	South Florida	9 (3 FR / 6 TR)
	Austin Peay	9 (6 FR / 3 TR)

### Pitt • Most Newcomers in a Season

Rk	Season	Total
1.	2017-18	11
2.	1995-96	8
3.	2008-09	7
	2000-01	7
	1997-98	7
	1972-73	7

## ALWAYS WITHIN REACH

• Pitt's roster features seven players with wingspans of 6-10 or better. Freshmen **Peace Ilegomah** and **Terrell Brown** lead the way with wingspans of 7-4 and 7-3, respectively.

### Pitt • 6-10 Wingspans or Better

Player	Height	Wingspan
Terrell Brown	6-10	7-3
Kene Chukwuka	6-9	7-2
Khameron Davis	6-4	6-11
Malik Ellison	6-6	6-11
Peace Ilegomah	6-9	7-4
Ryan Luther	6-9	6-10
Shamiel Stevenson	6-6	6-11

## INTERNATIONAL RECRUITING

• Pitt's 2017-18 roster features five international prospects, the most in program history. The Panthers had not had more than two international players on the roster in a season prior to 2017-18.

• Pitt's five international players come from three different countries (Canada, Nigeria, Sweden) with **Kene Chukwuka** becoming the first Pitt player from Sweden.

### Pitt • Most International Players on a Roster

Rk	Year	Total
1.	2017-18	5
2.	2000-01	2
	2002-03	2
	2005-06	2
	2006-07	2
	2009-10	2
	2011-12	2
	2012-13	2
	2013-14	2

### 2017-18 Pitt International Players

Player, Class	Hometown
Marcus Carr, FR	Toronto, Ontario, Canada
Kene Chukwuka, SO	Stockholm, Sweden
Samson George, FR	Minna, Nigeria
Peace Ilegomah, FR	Benin City, Nigeria
Shamiel Stevenson, FR	Toronto, Ontario, Canada

### Pitt • All-Time International Players

Player	Years	Country
Marcus Carr	2017-p.	Canada
Kene Chukwuka	2017-p.	Sweden
Samson George	2017-p.	Nigeria
Peace Ilegomah	2017-p.	Nigeria
Shamiel Stevenson	2017-p.	Canada
Rafael Maia	2015-16	Brazil
Joseph Uchebo	2013-15	Nigeria
Steven Adams	2012-13	New Zealand
Khem Birch	2011-12	Canada
Talib Zanna	2009-14	Nigeria
Dwight Miller	2008-10	Bahamas
Doyle Hudson	2005-07	Bahamas
Levon Kendall	2002-07	Canada
Zelimir Stevanovic	2000-01	Yugoslavia
Donatas Zavackas	1999-03	Lithuania
Sotinis Aggelou	1993-95	Greece
Dominick Dumancic	1990-92	Yugoslavia

## LONGTIME RADIO LEGENDS

• The Pitt IMG Sports Network radio tandem of **Bill Hillgrove** and **Dick Groat** is the longest tenured crew in the country as they enter their 39th consecutive season together.

• **Bill Hillgrove** is in his 49th year calling Pitt basketball, the second-longest run among NCAA Division I play-by-play announcers.

• **Dick Groat** will serve as the analyst for home games and select road games this season. Former Panther standout **Curtis Aiken**, in his eighth season on the broadcast team, will serve as the road analyst and at select home games.

### NCAA • Longest Tenured Division I Radio Crews

Rk	Announcers, Team	Years
1.	<b>Bill Hillgrove &amp; Dick Groat, Pitt</b>	39
2.	Mike Kennedy & Dave Dahl, Wichita State	37
3.	Larry Hansgen & Bucky Bockhorn, Dayton	35
	Dave Walsh & Kevin McKinney, Wyoming	35
5.	John Morris & Pat Nunley, Baylor	30

### NCAA • Longest Tenured Division I PXP Announcers

Rk	PxP Announcer, Team	Years
1.	Ray Goss, Duquesne	50
2.	<b>Bill Hillgrove, Pitt</b>	49
3.	Art Challis, Southern Utah	44
	Rich Chvotkin, Georgetown	44
	Dave Nitz, Louisiana Tech	44

### NCAA • Longest Tenured Division I Radio Analysts

Rk	Announcer, Team	Years
1.	Bucky Bockhorn, Dayton	46
2.	<b>Dick Groat, Pitt</b>	39
3.	Kevin McKinney, Wyoming	38
4.	Dave Dahl, Wichita State	37

## SHOOT DOWN CANCER GAME

• Pitt posted a 71-59 win over Slippery Rock Saturday, Nov. 4 in a Shoot Down Cancer Exhibition Game presented by UPMC Hillman Cancer Center. The game was a partnership between Pitt Athletics, the American Cancer Society and Coaches vs. Cancer program.

• Pitt raised more than \$13,500 for pediatric cancer research with the event as **Kevin Stallings** donated \$1 for every fan in attendance (2,278), while Pitt Athletics contributed \$5 for every single-game ticket purchased for the game.

• Members of the Oakland Zoo participated in a postgame shooting event to raise an additional \$10,000 provided by presenting sponsor UPMC Hillman Cancer Center. Fans made 50 free throws (\$25), 30 three-point field goals (\$200) and three halfcourt shots (\$500) to secure the additional funding.

## STALLINGS NAMED TO COACHING FOR LITERACY COUNCIL

• Head coach **Kevin Stallings** was named to the Coaching for Literacy Coaches Council. Along with eight other coaches on the council, Stallings will work to advance literacy efforts in both the community and across the nation.

• The Coaching for Literacy (CFL) organization empowers coaches, their teams and fans to make a more literate America by participating in awareness efforts, volunteer work and fundraising activities.

• The coaches on the council will host CFL's Fight for Literacy games. The games are meant to empower coaches, teams and fans to join together to increase child reading levels through awareness, volunteering and fundraising efforts. During the last four years, there have been 75 Fight for Literacy Games that have raised over \$500,000 toward literacy initiatives throughout the country.

• Pitt hosted Boston College in their Coaching for Literacy game Tuesday, Feb. 13.

## GOLDEN & KINGSBY HIGHLIGHT RECRUITING CLASS

• Pitt signed high school post player **Bryce Golden** and JUCO guard **Danya Kingsby** during the November signing period.

• Golden is a 6-9 power forward from St. James School in Hagerstown, Md. He had a strong summer helping Team Takeover to a runner-up finish at the Nike EYBL Peach Jam.

• Golden finished the circuit averaging 8.5 points and 4.5 rebounds per game in guiding Team Takeover to an 11-5 mark in the Nike EYBL play. He averaged 17.5 points and 11.0 rebounds per game as a junior in guiding St. James to a 12-14 record against a national schedule, which featured six games against teams ranked in the top 25 of the national high school poll.


• Kingsby is currently averaging 12.0 points, 3.7 rebounds and 4.2 assists per game in helping the College of Southern Idaho to a 26-4 record and a No. 11 ranking in the NJCAA Division I Poll. He is shooting 47.3 percent from the field, 39.0 percent from three-point range and 75.0 percent from the foul line on the year.

• Kingsby was named to the Fiesta Bowl Shootout All-Tournament Team in December and is listed as the No. 27 overall (No. 2 combo guard) JUCO prospect in the country.

## PITT CULTURE OF SUCCESS

- Compiled a 409-173 record since the start of the 2001-02 season and .703 winning percentage, which ranks among the nation's top-15 best winning percentages during that span.
- Advanced to the NCAA Tournament in 13 of the last 16 seasons, one of only 11 schools nationally to achieve that honor. The 13 appearances are tied for second-most in the ACC during that span.
- Claimed six Big East championships, including four regular season titles (2002, 2003, 2004 and 2011), and two tournament titles (2003 and 2008).
- Ascended to the nation's No. 1 ranking for the first time in school history (2008-09 season).
- Awarded with a No. 1 seed upon entering the NCAA Tournament for the first time in school history (2009) and two times overall (2009 and 2011).
- Surpassed both 20 wins overall and 10 wins in conference regular season play 12 times since the 2001-02 season.
- Advanced to the NCAA Elite Eight for the second time in school history (2009) and NCAA Sweet Sixteen play five times since the 2001-02 season. Only 11 programs have advanced to more Sweet Sixteens in that span.
- Completed six of the last 16 seasons ranked among the nation's top-10 programs and 10 of those years ranked among the nation's top-25.
- Pitt owns a 240-52 record and .822 winning percentage at the Petersen Events Center since the arena opened in 2002-03. The Panthers' 240 home wins are the fourth most in the NCAA in that span.
- Pitt won 40 consecutive home games from 2002-04. Pitt also won its first 34 games in the Petersen Events Center, the third longest streak to open a new arena in NCAA Division I basketball history (1. UCLA, 51; 2. Providence, 41; 3. Pitt, 34).
- Achieved six top-10 percent Academic Performance Ratings (2015-16, 2014-15, 2013-14, 2012-13, 2010-11, 2009-10) over the past seven seasons.

# 2017-18 PITT TV / RADIO ROSTER



**0**  
**Jared Wilson-Frame**  
 G/F • JR-TR • 6-5 • 220  
 Hartford, Conn.



**1**  
**Parker Stewart**  
 G • FR-HS • 6-5 • 190  
 Union City, Tenn.



**2**  
**Jonathan Milligan**  
 G • R-SR-2L • 6-2 • 170  
 Orlando, Fla.



**3**  
**Malik Ellison**  
 G • JR-TR • 6-6 • 215  
 Voorhees, N.J.



**4**  
**Ryan Luther**  
 F • SR-3L • 6-9 • 225  
 Gibsonsia, Pa.



**5**  
**Marcus Carr**  
 G • FR-HS • 6-1 • 185  
 Toronto, Ontario, Canada



**12**  
**Joe Mascaro**  
 G • JR-HS • 5-10 • 170  
 Pittsburgh, Pa.



**13**  
**Khameron Davis**  
 G • FR-HS • 6-4 • 195  
 Denver, Colo.




**15**  
**Kene Chukwuka**  
 F/C • SO-TR • 6-9 • 215  
 Stockholm, Sweden




**21**  
**Terrell Brown**  
 F/C • FR-HS • 6-10 • 240  
 Providence, R.I.



**22**  
**Anthony Starzynski**  
 G • SO-HS • 6-3 • 180  
 Pittsburgh, Pa.



**23**  
**Shamiel Stevenson**  
 G/F • FR-HS • 6-6 • 230  
 Toronto, Ontario, Canada



**24**  
**Samson George**  
 F • FR-TR • 6-7 • 220  
 Minna, Nigeria



**33**  
**Monty Boykins**  
 G • GR-TR • 6-5 • 195  
 West Chester, Ohio



**35**  
**Zach Smith**  
 G • R-SR-2L • 6-3 • 200  
 Smethport, Pa.



**42**  
**Peace Ilegomah**  
 C • FR-HS • 6-9 • 235  
 Benin City, Nigeria



**Kevin Stallings**  
 Head Coach



**Dan Cage**  
 Assistant Coach



**Sam Ferry**  
 Assistant Coach



**Kevin Sutton**  
 Assistant Coach



# 2017-18 ROSTER

## Alphabetical

NO	NAME	POS	HT	WT	CL-EXP	HOMETOWN (HIGH SCHOOL / PREVIOUS COLLEGE)
33	Monty Boykins	G	6-5	195	GR-TR	West Chester, Ohio (Lakota West / Lafayette)
21	Terrell Brown	F/C	6-10	240	FR-HS	Providence, R.I. (Tilton School [N.H.])
5	Marcus Carr	G	6-1	185	FR-HS	Toronto, Ontario, Canada (Montverde Academy [Fla.])
15	Kene Chukwuka	F/C	6-9	215	SO-TR	Stockholm, Sweden (Soderslatts Gymnasiet / New Mexico JC)
13	Khameron Davis	G	6-4	195	FR-HS	Denver, Colo. (Forest Trail Academy [N.C.])
3	Malik Ellison	G	6-6	215	*JR-TR	Voorhees, N.J. (Life Center Academy / St. John's)
24	Samson George	F	6-7	220	FR-TR	Minna, Nigeria (First Love Christian Academy [Pa.] / Iona)
42	Peace Ilegomah	C	6-9	235	FR-HS	Benin City, Nigeria (CBD Montverde [Fla.])
4	Ryan Luther	F	6-9	225	SR-3L	Gibsonia, Pa. (Hampton)
12	Joe Mascaro	G	5-10	170	JR-HS	Pittsburgh, Pa. (Bethel Park)
2	Jonathan Milligan	G	6-2	170	R-SR-2L	Orlando, Fla. (Mount Zion Academy / Kilgore College)
35	Zach Smith	G	6-3	200	R-SR-2L	Smethport, Pa. (Smethport / Pitt-Bradford)
22	Anthony Starzynski	G	6-3	180	SO-HS	Pittsburgh, Pa. (Baldwin)
23	Shamuel Stevenson	G/F	6-6	230	FR-HS	Toronto, Ontario, Canada (Hillcrest Prep [Ariz.])
1	Parker Stewart	G	6-5	190	FR-HS	Union City, Tenn. (Union City)
0	Jared Wilson-Frame	G/F	6-5	220	JR-TR	Hartford, Conn. (Windsor / Northwest Florida State)

## Numerical

NO	NAME	POS	HT	WT	CL-EXP	HOMETOWN (HIGH SCHOOL / PREVIOUS COLLEGE)
0	Jared Wilson-Frame	G/F	6-5	220	JR-TR	Hartford, Conn. (Windsor / Northwest Florida State)
1	Parker Stewart	G	6-5	190	FR-HS	Union City, Tenn. (Union City)
2	Jonathan Milligan	G	6-2	170	R-SR-2L	Orlando, Fla. (Mount Zion Academy / Kilgore College)
3	Malik Ellison	G	6-6	215	*JR-TR	Voorhees, N.J. (Life Center Academy / St. John's)
4	Ryan Luther	F	6-9	225	SR-3L	Gibsonia, Pa. (Hampton)
5	Marcus Carr	G	6-1	185	FR-HS	Toronto, Ontario, Canada (Montverde Academy [Fla.])
12	Joe Mascaro	G	5-10	170	JR-HS	Pittsburgh, Pa. (Bethel Park)
13	Khameron Davis	G	6-4	195	FR-HS	Denver, Colo. (Forest Trail Academy [N.C.])
15	Kene Chukwuka	F/C	6-9	215	SO-TR	Stockholm, Sweden (Soderslatts Gymnasiet / New Mexico JC)
21	Terrell Brown	F/C	6-10	240	FR-HS	Providence, R.I. (Tilton School [N.H.])
22	Anthony Starzynski	G	6-3	180	SO-HS	Pittsburgh, Pa. (Baldwin)
23	Shamuel Stevenson	G/F	6-6	230	FR-HS	Toronto, Ontario, Canada (Hillcrest Prep [Ariz.])
24	Samson George	F	6-7	220	FR-TR	Minna, Nigeria (First Love Christian Academy [Pa.] / Iona)
33	Monty Boykins	G	6-5	195	GR-TR	West Chester, Ohio (Lakota West / Lafayette)
35	Zach Smith	G	6-3	200	R-SR-2L	Smethport, Pa. (Smethport / Pitt-Bradford)
42	Peace Ilegomah	C	6-9	235	FR-HS	Benin City, Nigeria (CBD Montverde [Fla.])


## Pitt Staff

**Head Coach:** Kevin Stallings (Purdue, '82)  
**Assistant Coach:** Dan Cage (Vanderbilt, '07)  
**Assistant Coach:** Sam Ferry (Vanderbilt, '10)  
**Assistant Coach:** Kevin Sutton (James Madison, '88)  
**Special Assistant to the Head Coach:** Matt Woodley (Drake, '00)  
**Director of Basketball Operations:** Jason Richards (Davidson, '08)  
**Graduate Manager:** Chris Jones (Pittsburgh, '16)  
**Strength & Conditioning Coordinator:** Garry Christopher (Baylor, '08)  
**Trainer:** Tony Salesi (Pittsburgh, '80)

## Pronunciations

KENE CHUKWUKA	Kenn-eh Chook-woo-ka
MALIK Ellison	Ma-LEEK
Peace ILEGOMAH	Ellie-go-mah
Joe MASCARO	Ma-scarrow
Anthony STARZYNSKI	Star-zin-ski
SHAMIEL Stevenson	Sha-meal

\*will sit out the 2017-18 season due to NCAA transfer rules



# JARED WILSON-FRAME | #0

JR-TR • G/F • 6-5 • 220 • Hartford, Conn. • Windsor / Northwest Florida State

## CAREER STATISTICS

Season	gp-gs	min/avg	Total		3-Point		F-Throws		Rebounds				Scoring							
			fg-fga	pct	fg-fga	pct	ft-fga	pct	off	def	tot	avg	pf	fo	ast	to	blk	stl	pts	avg
2017-18	30-22	833/27.8	128-345	.371	66-208	.317	56-67	.836	23	80	103	3.4	58	1	48	70	4	16	378	12.6
TOTAL	30-22	833/27.8	128-345	.371	66-208	.317	56-67	.836	23	80	103	3.4	58	1	48	70	4	16	378	12.6

## 2017-18 GAME-BY-GAME

Opponent	Date	gs	min	Total		3-Pointers		Free throws		Rebounds				pf	a	t/o	blk	stl	pts	avg
				fg-fga	pct	3fg-fga	pct	ft-fga	pct	off	def	tot	avg							
at Navy	11/10/17	*	33	8-17	.471	4-11	.364	0-2	.000	0	1	1	1.0	2	1	3	0	2	20	20.0
MONTANA	11/13/17	*	39	5-10	.500	1-3	.333	4-4	1.000	1	3	4	2.5	0	1	0	1	0	15	17.5
UC SANTA BARBARA	11/15/17	*	28	4-7	.571	1-2	.500	5-6	.833	1	5	6	3.7	2	0	2	1	0	14	16.3
vs Penn State	11/20/17	*	25	6-19	.316	5-12	.417	0-0	.000	2	0	2	3.3	2	1	3	0	1	17	16.5
vs Oklahoma State	11/21/17	*	29	4-10	.400	2-5	.400	3-4	.750	0	2	2	3.0	4	0	4	0	2	13	15.8
LEHIGH	11/25/17	*	26	3-8	.375	2-6	.333	0-0	.000	0	3	3	3.0	2	2	1	1	0	8	14.5
HIGH POINT	11/28/17	*	31	4-8	.500	3-5	.600	0-0	.000	0	4	4	3.1	0	2	3	1	0	11	14.0
vs Duquesne	12/01/17	*	21	1-9	.111	1-6	.167	0-0	.000	0	2	2	3.0	2	1	0	0	0	3	12.6
MOUNT ST. MARY'S	12/5/17	*	37	5-12	.417	1-4	.250	4-5	.800	2	0	2	2.9	3	2	2	0	0	15	12.9
WEST VIRGINIA	12/9/17	*	27	3-10	.300	0-6	.000	3-4	.750	1	4	5	3.1	1	2	2	0	0	9	12.5
MCNEESE	12/16/17	*	21	7-11	.636	5-7	.714	0-0	.000	1	4	5	3.3	1	1	2	0	0	19	13.1
DELAWARE STATE	12/19/17	*	28	3-9	.333	2-8	.250	5-6	.833	1	5	6	3.5	4	1	3	0	1	13	13.1
TOWSON	12/22/17	*	27	3-16	.188	2-11	.182	2-5	.400	2	7	9	3.9	2	1	4	0	1	10	12.8
MIAMI	12/30/17	*	28	5-13	.385	0-3	.000	3-3	1.000	0	2	2	3.8	1	1	2	0	2	13	12.9
at Louisville	1/2/18		24	2-13	.154	0-9	.000	2-2	1.000	0	3	3	3.7	1	0	2	0	0	6	12.4
at Virginia Tech	01/06/18		32	6-16	.375	4-11	.364	4-4	1.000	0	4	4	3.8	3	0	2	0	1	20	12.9
DUKE	1/10/18		30	7-17	.412	1-9	.111	2-2	1.000	1	1	2	3.6	2	2	3	0	0	17	13.1
GEORGIA TECH	1/13/18	*	23	2-9	.222	2-5	.400	3-3	1.000	1	1	2	3.6	0	0	4	0	1	9	12.9
at Syracuse	1/16/18		25	1-6	.167	0-5	.000	3-3	1.000	0	2	2	3.5	2	2	1	0	0	5	12.5
at Duke	01/20/18		19	2-3	.667	0-1	.000	0-0	.000	0	0	0	3.3	1	2	2	0	0	4	12.1
NC STATE	1/24/18	*	34	7-14	.500	3-9	.333	5-5	1.000	0	4	4	3.3	0	4	2	0	0	22	12.5
SYRACUSE	1/27/18	*	35	7-23	.304	3-13	.231	1-2	.500	6	7	13	3.8	2	1	2	0	3	18	12.8
at Miami	01/31/18	*	28	6-13	.462	5-11	.455	0-0	.000	0	2	2	3.7	4	2	2	0	0	17	13.0
at North Carolina	02/03/18	*	32	5-13	.385	4-9	.444	1-1	1.000	2	1	3	3.7	1	3	3	0	2	15	13.0
at Clemson	02/08/18	*	24	2-6	.333	2-4	.500	0-0	.000	0	3	3	3.6	2	1	4	0	0	6	12.8
LOUISVILLE	2/11/18		23	3-10	.300	1-6	.167	4-4	1.000	0	1	1	3.5	4	3	2	0	0	11	12.7
BOSTON COLLEGE	2/13/18		25	4-11	.364	3-7	.429	0-0	.000	1	4	5	3.6	2	1	2	0	0	11	12.6
at Florida State	02/18/18	*	30	6-14	.429	3-7	.429	2-2	1.000	1	1	2	3.5	5	4	5	0	0	17	12.8
WAKE FOREST	2/21/18	*	25	4-11	.364	3-7	.429	0-0	.000	0	2	2	3.5	3	4	3	0	0	11	12.7
VIRGINIA	2/24/18		24	3-7	.429	3-6	.500	0-0	.000	0	2	2	3.4	0	3	0	0	0	9	12.6
Totals		22	833	128-345	.371	66-208	.317	56-67	.836	23	80	103	3.4	58	48	70	4	16	378	12.6

Games played: 30  
 Minutes/game: 27.8  
 Points/game: 12.6  
 FG Pct: 37.1  
 3FG Pct: 31.7  
 FT Pct: 83.6

Rebounds/game: 3.4  
 Assists/game: 1.6  
 Turnovers/game: 2.3  
 Assist/turnover ratio: 0.7  
 Steals/game: 0.5  
 Blocks/game: 0.1

## CAREER HIGHS

	2017-18	Career
Points	22, vs. NC State, 1/24/18	
FG	8, at Navy, 11/10/17	3
FGA	23, vs. Syracuse, 1/27/18	21
3FG	5, 3x; last at Miami, 1/31/18	1
3FGA	13, vs. Syracuse, 1/27/18	1
FT	5, 3x; last vs. NC State, 1/24/18	7
FTA	6, 2x; last vs. Delaware State, 12/19/17	6
Rebounds	13, vs. Syracuse, 1/27/18	13
Off. Rebounds	6, vs. Syracuse, 1/27/18	28
Def. Rebounds	7, 2x; last vs. Syracuse, 1/27/18	10
Assists	4, 3x; last vs. Wake Forest, 2/21/18	
Steals	3, vs. Syracuse, 1/27/18	
Blocks	1, 4x; last vs. High Point, 11/28/17	
Minutes	39, vs. Montana, 11/13/17	



# PARKER STEWART | #1

FR-HS • G • 6-5 • 190 • Union City, Tenn. • Union City

## CAREER STATISTICS

Season	gp-gs	min/avg	Total		3-Point		F-Throws		Rebounds				Scoring							
			fg-fga	pct	fg-fga	pct	ft-fga	pct	off	def	tot	avg	pf	fo	ast	to	blk	stl	pts	avg
2017-18	30-18	779/26.0	83-212	.392	67-168	.399	37-47	.787	12	84	96	3.2	47	0	27	19	5	14	270	9.0
TOTAL	30-18	779/26.0	83-212	.392	67-168	.399	37-47	.787	12	84	96	3.2	47	0	27	19	5	14	270	9.0

## 2017-18 GAME-BY-GAME

Opponent	Date	gs	min	Total		3-Pointers		Free throws		Rebounds				pf	a	t/o	blk	stl	pts	avg	
				fg-fga	pct	3fg-fga	pct	ft-fga	pct	off	def	tot	avg								
at Navy	11/10/17	*	21	0-5	.000	0-5	.000	0-0	.000	0	1	1	1.0	2	0	0	0	0	0	0.0	
MONTANA	11/13/17		27	1-5	.200	1-4	.250	2-2	1.000	0	2	2	1.5	2	0	0	0	0	5	2.5	
UC SANTA BARBARA	11/15/17		20	2-5	.400	1-3	.333	7-8	.875	0	2	2	1.7	2	0	0	0	0	12	5.7	
vs Penn State	11/20/17		20	1-7	.143	1-5	.200	0-0	.000	0	1	1	1.5	1	1	0	0	0	3	5.0	
vs Oklahoma State	11/21/17		2	0-0	.000	0-0	.000	0-0	.000	0	0	0	1.2	0	0	0	0	0	0	4.0	
LEHIGH	11/25/17		21	4-7	.571	4-7	.571	0-0	.000	0	4	4	1.7	0	1	0	0	1	12	5.3	
HIGH POINT	11/28/17		7	1-2	.500	0-1	.000	0-0	.000	0	2	2	1.7	0	0	0	0	0	2	4.9	
vs Duquesne	12/01/17		26	5-7	.714	4-6	.667	0-0	.000	0	2	2	1.8	2	2	1	0	0	14	6.0	
MOUNT ST. MARY'S	12/5/17		16	1-4	.250	1-3	.333	0-0	.000	0	2	2	1.8	1	1	0	0	0	3	5.7	
WEST VIRGINIA	12/9/17		18	1-5	.200	1-5	.200	3-4	.750	0	2	2	1.8	1	1	0	0	0	6	5.7	
MCNEESE	12/16/17		23	2-5	.400	2-5	.400	0-0	.000	0	8	8	2.4	0	2	1	0	1	6	5.7	
DELAWARE STATE	12/19/17		16	2-7	.286	2-7	.286	1-2	.500	0	0	0	2.2	0	2	2	0	3	7	5.8	
TOWSON	12/22/17	*	32	4-12	.333	2-9	.222	3-4	.750	1	3	4	2.3	4	1	0	1	1	13	6.4	
MIAMI	12/30/17	*	29	4-7	.571	2-5	.400	2-2	1.000	0	2	2	2.3	1	0	2	1	1	12	6.8	
at Louisville	1/2/18	*	29	3-8	.375	3-6	.500	3-4	.750	1	5	6	2.5	3	2	2	0	0	12	7.1	
at Virginia Tech	01/06/18	*	32	4-5	.800	4-5	.800	0-0	.000	1	2	3	2.6	3	4	1	0	0	12	7.4	
DUKE	1/10/18	*	31	3-11	.273	1-5	.200	3-3	1.000	1	3	4	2.6	0	1	0	0	0	10	7.6	
GEORGIA TECH	1/13/18	*	27	1-3	.333	1-3	.333	2-3	.667	0	2	2	2.6	4	0	0	0	0	5	7.4	
at Syracuse	1/16/18	*	38	8-14	.571	7-13	.538	0-0	.000	0	3	3	2.6	1	1	3	0	1	23	8.3	
at Duke	01/20/18	*	32	6-10	.600	3-6	.500	0-0	.000	0	3	3	2.7	1	0	1	0	0	15	8.6	
NC STATE	1/24/18	*	27	0-6	.000	0-4	.000	2-2	1.000	0	1	1	2.6	2	0	1	1	2	2	8.3	
SYRACUSE	1/27/18	*	37	2-9	.222	2-8	.250	0-0	.000	0	5	5	2.7	4	1	0	0	0	6	8.2	
at Miami	01/31/18	*	32	3-12	.250	3-11	.273	2-2	1.000	2	2	4	2.7	1	2	2	0	0	11	8.3	
at North Carolina	02/03/18	*	32	2-8	.250	2-5	.400	0-0	.000	4	6	10	3.0	3	1	1	0	1	6	8.2	
at Clemson	02/08/18	*	31	2-6	.333	2-4	.500	2-3	.667	0	4	4	3.1	2	0	0	0	1	8	8.2	
LOUISVILLE	2/11/18	*	28	4-8	.500	3-6	.500	1-1	1.000	1	3	4	3.1	2	1	1	0	0	12	8.3	
BOSTON COLLEGE	2/13/18	*	32	5-10	.500	4-8	.500	2-3	.667	0	0	0	3.0	1	0	1	0	1	16	8.6	
at Florida State	02/18/18	*	36	5-8	.625	4-6	.667	2-4	.500	0	4	4	3.0	1	0	0	0	0	16	8.9	
WAKE FOREST	2/21/18	*	30	3-6	.500	3-5	.600	0-0	.000	0	7	7	3.2	0	1	0	2	1	9	8.9	
VIRGINIA	2/24/18		27	4-10	.400	4-8	.500	0-0	.000	1	3	4	3.2	3	2	0	0	0	12	9.0	
Totals			18	779	83-212	.392	67-168	.399	37-47	.787	12	84	96	3.2	47	27	19	5	14	270	9.0

Games played: 30  
 Minutes/game: 26.0  
 Points/game: 9.0  
 FG Pct: 39.2  
 3FG Pct: 39.9  
 FT Pct: 78.7

Rebounds/game: 3.2  
 Assists/game: 0.9  
 Turnovers/game: 0.6  
 Assist/turnover ratio: 1.4  
 Steals/game: 0.5  
 Blocks/game: 0.2

## CAREER HIGHS

	2017-18	Career
Points	23, at Syracuse, 1/16/18	
FG	8, at Syracuse, 1/16/18	
FGA	14, at Syracuse, 1/16/18	
3FG	7, at Syracuse, 1/16/18	
3FGA	13, at Syracuse, 1/16/18	
FT	7, vs. UC Santa Barbara, 11/15/17	
FTA	8, vs. UC Santa Barbara, 11/15/17	
Rebounds	10, at North Carolina, 2/3/18	
Off. Rebounds	4, at North Carolina, 2/3/18	
Def. Rebounds	8, vs. McNeese State, 12/16/17	
Assists	4, at Virginia Tech, 1/6/18	
Steals	3, vs. Delaware State, 12/19/17	
Blocks	2 vs. Wake Forest, 2/21/18	
Minutes	38, at Syracuse, 1/16/18	
20+ Point Games	1	1
Double-Figure Points	15	15
Double-Figure Rebounds	1	1
5 or more Rebounds	5	5
3 or more Assists	1	1
3 or more 3PT FG	12	12
2 or more Steals	2	2
20+ Minutes	25	25
30+ Minutes	12	12



# JONATHAN MILLIGAN | #2

R-SR-2L • G • 6-2 • 170 • Orlando, Fla. • Mount Zion Academy [N.C.] / Kilgore College

## CAREER STATISTICS

Season	gp-gs	min/avg	Total		3-Point		F-Throws		Rebounds				Scoring							
			fg-fga	pct	fg-fga	pct	ft-fga	pct	off	def	tot	avg	pf	fo	ast	to	blk	stl	pts	avg
2015-16	4-0	39/9.8	4-7	.571	3-4	.750	2-2	1.000	0	1	1	0.3	7	0	3	2	0	0	13	3.3
2016-17	27-1	227/8.4	18-63	.286	16-50	.320	7-8	.875	2	6	8	0.3	20	0	15	13	1	1	59	2.2
2017-18	30-9	525/17.5	49-114	.430	10-45	.222	47-63	.746	2	28	30	1.0	29	0	43	38	1	9	155	5.2
TOTAL	61-10	791/13.0	71-184	.386	29-99	.293	56-73	.767	4	35	39	0.6	56	0	61	53	2	10	227	3.7

## 2017-18 GAME-BY-GAME

Opponent	Date	gs	min	Total		3-Pointers		Free throws		Rebounds				pf	a	t/o	blk	stl	pts	avg	
				fg-fga	pct	3fg-fga	pct	ft-fga	pct	off	def	tot	avg								
at Navy	11/10/17	*	9	0-3	.000	0-2	.000	0-0	.000	0	0	0	0.0	0	1	1	0	1	0	0.0	
MONTANA	11/13/17		17	2-5	.400	0-0	.000	1-2	.500	0	1	1	0.5	0	1	2	0	1	5	2.5	
UC SANTA BARBARA	11/15/17	*	27	4-5	.800	2-2	1.000	4-5	.800	0	2	2	1.0	1	3	0	0	1	14	6.3	
vs Penn State	11/20/17	*	19	3-5	.600	1-2	.500	1-3	.333	0	1	1	1.0	0	2	0	0	0	8	6.8	
vs Oklahoma State	11/21/17	*	30	3-8	.375	0-2	.000	0-0	.000	0	2	2	1.2	2	1	2	0	0	6	6.6	
LEHIGH	11/25/17	*	29	5-9	.556	0-2	.000	6-6	1.000	0	2	2	1.3	3	3	1	0	0	16	8.2	
HIGH POINT	11/28/17	*	34	2-4	.500	0-2	.000	8-8	1.000	0	1	1	1.3	1	2	3	1	1	12	8.7	
vs Duquesne	12/01/17	*	29	2-5	.400	0-2	.000	0-0	.000	0	2	2	1.4	2	2	2	0	0	4	8.1	
MOUNT ST. MARY'S	12/5/17	*	19	1-3	.333	1-2	.500	0-0	.000	0	0	0	1.2	1	2	1	0	0	3	7.6	
WEST VIRGINIA	12/9/17		15	0-3	.000	0-2	.000	0-0	.000	0	3	3	1.4	2	0	2	0	0	0	6.8	
MCNEESE	12/16/17		16	3-6	.500	1-4	.250	0-0	.000	0	2	2	1.5	1	0	0	0	0	7	6.8	
DELAWARE STATE	12/19/17		22	4-7	.571	2-5	.400	3-4	.750	0	0	0	1.3	2	3	0	0	1	13	7.3	
TOWSON	12/22/17		22	2-4	.500	0-1	.000	1-2	.500	0	2	2	1.4	0	3	2	0	2	5	7.2	
MIAMI	12/30/17		15	0-0	.000	0-0	.000	1-2	.500	0	2	2	1.4	2	1	4	0	0	1	6.7	
at Louisville	1/2/18		18	2-4	.500	0-2	.000	0-1	.000	0	1	1	1.4	1	2	2	0	0	4	6.5	
at Virginia Tech	01/06/18		8	1-5	.200	0-2	.000	0-0	.000	0	0	0	1.3	0	0	1	0	0	2	6.3	
DUKE	1/10/18		10	0-1	.000	0-0	.000	0-2	.000	0	0	0	1.2	1	1	0	0	0	0	5.9	
GEORGIA TECH	1/13/18		7	2-2	1.000	0-0	.000	1-1	1.000	0	0	0	1.2	0	2	1	0	0	5	5.8	
at Syracuse	1/16/18		3	0-0	.000	0-0	.000	0-0	.000	0	0	0	1.1	0	0	1	0	0	0	5.5	
at Duke	01/20/18		12	3-4	.750	0-0	.000	3-4	.750	0	1	1	1.1	0	0	1	0	1	9	5.7	
NC STATE	1/24/18		10	0-2	.000	0-1	.000	0-0	.000	1	1	2	1.1	0	1	1	0	0	0	5.4	
SYRACUSE	1/27/18		6	0-1	.000	0-1	.000	3-3	1.000	0	1	1	1.1	1	0	1	0	0	3	5.3	
at Miami	01/31/18		11	0-2	.000	0-1	.000	0-0	.000	0	0	0	1.1	1	0	1	0	0	0	5.1	
at North Carolina	02/03/18		11	0-1	.000	0-0	.000	0-0	.000	0	0	0	1.0	0	1	2	0	1	0	4.9	
at Clemson	02/08/18		13	2-5	.400	0-1	.000	0-0	.000	0	1	1	1.0	0	1	1	0	0	4	4.8	
LOUISVILLE	2/11/18		16	1-1	1.000	1-1	1.000	0-0	.000	0	0	0	1.0	1	1	1	0	0	3	4.8	
BOSTON COLLEGE	2/13/18		17	1-4	.250	0-1	.000	2-2	1.000	0	1	1	1.0	1	2	2	0	0	4	4.7	
at Florida State	02/18/18		28	3-4	.750	1-2	.500	5-8	.625	0	1	1	1.0	3	5	3	0	0	12	5.0	
WAKE FOREST	2/21/18		23	2-4	.500	1-3	.333	2-3	.667	0	0	0	1.0	2	1	0	0	0	7	5.1	
VIRGINIA	2/24/18	*	29	1-7	.143	0-2	.000	6-7	.857	1	1	2	1.0	1	2	0	0	0	8	5.2	
Totals			9	525	49-114	.430	10-45	.222	47-63	.746	2	28	30	1.0	29	43	38	1	9	155	5.2

Games played: 30  
 Minutes/game: 17.5  
 Points/game: 5.2  
 FG Pct: 43.0  
 3FG Pct: 22.2  
 FT Pct: 74.6

Rebounds/game: 1.0  
 Assists/game: 1.4  
 Turnovers/game: 1.3  
 Assist/turnover ratio: 1.1  
 Steals/game: 0.3  
 Blocks/game: 0.0

## CAREER HIGHS

	2017-18	Career
Points	16, vs. Lehigh, 11/25/17	16
FG	5, vs. Lehigh, 11/25/17	5
FGA	9, vs. Lehigh, 11/25/17	9
3FG	3, vs. Morehead State, 11/25/16	3
3FGA	6, vs. Gardner-Webb, 11/14/16	6
FT	8, vs. High Point, 11/28/17	8
FTA	8, vs. High Point, 11/28/17	8
Rebounds	3, vs. West Virginia, 12/9/17	3
Off. Rebounds	1, 4x; last vs. Virginia, 2/24/18	1
Def. Rebounds	3, vs. West Virginia, 12/9/17	3
Assists	5, at Florida State, 2/18/18	5
Steals	2, vs. Towson, 12/22/17	2
Blocks	1, 2x; last vs. High Point, 11/28/17	1
Minutes	34, vs. High Point, 11/28/17	34



# RYAN LUTHER | #4

SR-3L • F • 6-9 • 225 • Gibsonia, Pa. • Hampton

## CAREER STATISTICS

Season	gp-gs	min/avg	Total		3-Point		F-Throws		Rebounds				Scoring							
			fg-fga	pct	fg-fga	pct	ft-fga	pct	off	def	tot	avg	pf	fo	ast	to	blk	stl	pts	avg
2014-15	23-0	185/8.0	18-35	.514	5-11	.455	3-7	.429	13	11	24	1.0	22	0	7	5	4	1	44	1.9
2015-16	32-0	421/13.2	63-108	.583	8-18	.444	26-39	.667	44	49	93	2.9	51	0	14	29	11	13	160	5.0
2016-17	21-2	406/19.3	42-78	.538	9-22	.409	27-36	.750	25	57	82	3.9	48	2	15	33	14	5	120	5.7
2017-18	10-10	325/32.5	48-105	.457	12-31	.387	19-29	.655	36	65	101	10.1	28	1	28	19	7	16	127	12.7
TOTAL	86-12	1337/15.5	171-326	.525	34-82	.415	75-111	.676	118	182	300	3.5	149	3	64	86	36	35	451	5.2

## 2017-18 GAME-BY-GAME


Opponent	Date	gs	min	Total		3-Pointers		Free throws		Rebounds				pf	a	t/o	blk	stl	pts	avg
				fg-fga	pct	3fg-fga	pct	ft-fga	pct	off	def	tot	avg							
at Navy	11/10/17	*	36	6-13	.462	1-3	.333	1-2	.500	2	6	8	8.0	3	4	1	1	2	14	14.0
MONTANA	11/13/17	*	33	8-15	.533	1-2	.500	1-2	.500	7	4	11	9.5	5	2	3	0	1	18	16.0
UC SANTA BARBARA	11/15/17	*	29	5-9	.556	3-4	.750	0-0	.000	3	7	10	9.7	4	2	2	0	0	13	15.0
vs Penn State	11/20/17	*	29	2-11	.182	1-5	.200	1-2	.500	3	6	9	9.5	2	1	1	0	1	6	12.8
vs Oklahoma State	11/21/17	*	34	4-9	.444	1-4	.250	1-2	.500	1	7	8	9.2	3	1	2	0	2	10	12.2
LEHIGH	11/25/17	*	30	5-6	.833	0-1	.000	8-9	.889	2	8	10	9.3	0	4	1	1	3	18	13.2
HIGH POINT	11/28/17	*	34	4-7	.571	2-4	.500	5-6	.833	2	6	8	9.1	1	5	4	3	1	15	13.4
vs Duquesne	12/01/17	*	37	7-15	.467	2-3	.667	0-1	.000	4	5	9	9.1	3	4	1	0	3	16	13.8
MOUNT ST. MARY'S	12/5/17	*	31	2-11	.182	0-2	.000	0-0	.000	8	8	16	9.9	4	3	3	1	2	4	12.7
WEST VIRGINIA	12/9/17	*	32	5-9	.556	1-3	.333	2-5	.400	4	8	12	10.1	3	2	1	1	1	13	12.7
MCNEESE	12/16/17	dnp	-	-	-	-	-	-	-	-	-	-	-	-	-	-	-	-	-	-
DELAWARE STATE	12/19/17	dnp	-	-	-	-	-	-	-	-	-	-	-	-	-	-	-	-	-	-
TOWSON	12/22/17	dnp	-	-	-	-	-	-	-	-	-	-	-	-	-	-	-	-	-	-
MIAMI	12/30/17	dnp	-	-	-	-	-	-	-	-	-	-	-	-	-	-	-	-	-	-
at Louisville	1/2/18	dnp	-	-	-	-	-	-	-	-	-	-	-	-	-	-	-	-	-	-
at Virginia Tech	01/06/18	dnp	-	-	-	-	-	-	-	-	-	-	-	-	-	-	-	-	-	-
DUKE	1/10/18	dnp	-	-	-	-	-	-	-	-	-	-	-	-	-	-	-	-	-	-
GEORGIA TECH	1/13/18	dnp	-	-	-	-	-	-	-	-	-	-	-	-	-	-	-	-	-	-
at Syracuse	1/16/18	dnp	-	-	-	-	-	-	-	-	-	-	-	-	-	-	-	-	-	-
at Duke	01/20/18	dnp	-	-	-	-	-	-	-	-	-	-	-	-	-	-	-	-	-	-
NC STATE	1/24/18	dnp	-	-	-	-	-	-	-	-	-	-	-	-	-	-	-	-	-	-
SYRACUSE	1/27/18	dnp	-	-	-	-	-	-	-	-	-	-	-	-	-	-	-	-	-	-
at Miami	01/31/18	dnp	-	-	-	-	-	-	-	-	-	-	-	-	-	-	-	-	-	-
at North Carolina	02/03/18	dnp	-	-	-	-	-	-	-	-	-	-	-	-	-	-	-	-	-	-
at Clemson	02/08/18	dnp	-	-	-	-	-	-	-	-	-	-	-	-	-	-	-	-	-	-
LOUISVILLE	2/11/18	dnp	-	-	-	-	-	-	-	-	-	-	-	-	-	-	-	-	-	-
BOSTON COLLEGE	2/13/18	dnp	-	-	-	-	-	-	-	-	-	-	-	-	-	-	-	-	-	-
at Florida State	02/18/18	dnp	-	-	-	-	-	-	-	-	-	-	-	-	-	-	-	-	-	-
WAKE FOREST	2/21/18	dnp	-	-	-	-	-	-	-	-	-	-	-	-	-	-	-	-	-	-
VIRGINIA	2/24/18	dnp	-	-	-	-	-	-	-	-	-	-	-	-	-	-	-	-	-	-
Totals		10	325	48-105	.457	12-31	.387	19-29	.655	36	65	101	10.1	28	28	19	7	16	127	12.7

Games played: 10  
 Minutes/game: 32.5  
 Points/game: 12.7  
 FG Pct: 45.7  
 3FG Pct: 38.7  
 FT Pct: 65.5

Rebounds/game: 10.1  
 Assists/game: 2.8  
 Turnovers/game: 1.9  
 Assist/turnover ratio: 1.5  
 Steals/game: 1.6  
 Blocks/game: 0.7

## CAREER HIGHS

	2017-18	Career
Points	20, vs. Rice, 12/17/16	
FG	8, 2x; last vs. Montana, 11/13/17	1
FGA	15, 2x; last vs. Duquesne, 12/1/17	5
3FG	3, vs. Kansas State, 11/26/14	17
3FGA	5, vs. Penn State, 11/20/17	6
FT	8, vs. Lehigh, 11/25/17	23
FTA	9, vs. Lehigh, 11/25/17	7
Rebounds	16, vs. Mount St. Mary's, 12/5/17	6
Off. Rebounds	8, vs. Mount St. Mary's, 12/5/17	6
Def. Rebounds	8, 3x; last vs. West Virginia, 12/9/17	1
Assists	5, vs. High Point, 11/28/17	2
Steals	3, 2x; last vs. Duquesne, 12/1/17	10
Blocks	3, 3x; last vs. High Point, 11/28/17	8
Minutes	37, vs. Duquesne, 12/1/17	9
20+ Point Games	-	1
Double-Doubles	4	5
Double-Figure Points	8	17
Double-Figure Rebounds	5	6
5 or more Rebounds	10	23
3 or more Assists	5	7
2 or more Steals	4	6
2 or more Blocks	1	6
3 or more 3PT FG	1	2
20+ Minutes	10	27
30+ Minutes	8	9



# MARCUS CARR | #5

FR-HS • G • 6-1 • 185 • Toronto, Ontario, Canada • Montverde Academy [Fla.]

## CAREER STATISTICS

Season	gp-gs	min/avg	Total		3-Point		F-Throws			Rebounds				Scoring						
			fg-fga	pct	fg-fga	pct	ft-fa	pct	off	def	tot	avg	pf	fo	ast	to	blk	stl	pts	avg
2017-18	30-26	854/28.5	99-249	.398	34-100	.340	66-79	.835	7	76	83	2.8	65	1	122	82	3	20	298	9.9
TOTAL	30-26	854/28.5	99-249	.398	34-100	.340	66-79	.835	7	76	83	2.8	65	1	122	82	3	20	298	9.9

## 2017-18 GAME-BY-GAME

Opponent	Date	gs	min	Total		3-Pointers		Free throws		Rebounds				pf	a	t/o	blk	stl	pts	avg	
				fg-fga	pct	3fg-fga	pct	ft-fa	pct	off	def	tot	avg								
at Navy	11/10/17		31	3-8	.375	3-5	.600	3-3	1.000	0	1	1	1.0	2	4	1	0	0	12	12.0	
MONTANA	11/13/17	*	28	1-9	.111	0-2	.000	6-6	1.000	0	3	3	2.0	2	3	5	0	1	8	10.0	
UC SANTA BARBARA	11/15/17		13	1-3	.333	0-0	.000	0-0	.000	0	3	3	2.3	3	2	0	0	0	2	7.3	
vs Penn State	11/20/17		23	3-6	.500	1-2	.500	2-2	1.000	0	1	1	2.0	1	1	4	0	1	9	7.8	
vs Oklahoma State	11/21/17	*	31	5-9	.556	0-2	.000	2-3	.667	1	3	4	2.4	3	10	2	1	2	12	8.6	
LEHIGH	11/25/17	*	27	3-8	.375	1-3	.333	1-1	1.000	0	3	3	2.5	2	5	3	0	1	8	8.5	
HIGH POINT	11/28/17	*	28	5-5	1.000	3-3	1.000	6-6	1.000	0	5	5	2.9	4	2	5	1	0	19	10.0	
vs Duquesne	12/01/17	*	32	6-8	.750	1-2	.500	2-2	1.000	0	3	3	2.9	0	5	0	0	1	15	10.6	
MOUNT ST. MARY'S	12/5/17	*	38	7-13	.538	2-4	.500	7-8	.875	0	1	1	2.7	1	2	5	0	1	23	12.0	
WEST VIRGINIA	12/9/17	*	31	2-6	.333	2-4	.500	6-7	.857	1	1	2	2.6	2	4	5	0	1	12	12.0	
MCNEESE	12/16/17	*	31	7-12	.583	2-5	.400	1-1	1.000	1	1	2	2.5	1	6	0	0	0	17	12.5	
DELAWARE STATE	12/19/17	*	28	3-5	.600	3-5	.600	0-1	.000	0	2	2	2.5	1	3	3	1	0	9	12.2	
TOWSON	12/22/17	*	34	2-3	.667	1-2	.500	2-2	1.000	1	7	8	2.9	3	6	7	0	1	7	11.8	
MIAMI	12/30/17	*	22	0-4	.000	0-1	.000	0-0	.000	0	3	3	2.9	4	5	2	0	0	0	10.9	
at Louisville	1/2/18	*	27	4-12	.333	1-4	.250	2-2	1.000	0	1	1	2.8	3	2	3	0	1	11	10.9	
at Virginia Tech	01/06/18	*	33	5-12	.417	3-6	.500	1-2	.500	0	5	5	2.9	2	4	6	0	0	14	11.1	
DUKE	1/10/18	*	33	1-8	.125	0-3	.000	1-2	.500	1	3	4	3.0	1	3	4	0	3	3	10.6	
GEORGIA TECH	1/13/18	*	33	3-7	.429	0-1	.000	2-2	1.000	0	2	2	2.9	2	3	2	0	0	8	10.5	
at Syracuse	1/16/18	*	19	0-6	.000	0-4	.000	2-2	1.000	0	1	1	2.8	4	4	3	0	1	2	10.1	
at Duke	01/20/18	*	31	5-13	.385	0-3	.000	2-2	1.000	0	3	3	2.9	1	2	1	0	0	12	10.2	
NC STATE	1/24/18	*	30	3-10	.300	0-6	.000	3-4	.750	1	2	3	2.9	2	3	2	0	1	9	10.1	
SYRACUSE	1/27/18	*	37	4-12	.333	2-6	.333	6-8	.750	1	1	2	2.8	2	12	3	0	1	16	10.4	
at Miami	01/31/18	*	36	6-12	.500	2-5	.400	0-0	.000	0	1	1	2.7	4	7	2	0	0	14	10.5	
at North Carolina	02/03/18	*	32	8-11	.727	3-5	.600	3-5	.600	0	4	4	2.8	1	5	2	0	1	22	11.0	
at Clemson	02/08/18	*	27	1-7	.143	0-2	.000	1-2	.500	0	1	1	2.7	1	4	2	0	1	3	10.7	
LOUISVILLE	2/11/18	*	24	4-10	.400	1-3	.333	0-0	.000	0	4	4	2.8	1	3	3	0	0	9	10.6	
BOSTON COLLEGE	2/13/18	*	30	2-4	.500	1-2	.500	2-2	1.000	0	2	2	2.7	2	5	5	0	2	7	10.5	
at Florida State	02/18/18	*	23	1-9	.111	1-2	.500	0-0	.000	0	4	4	2.8	5	3	1	0	0	3	10.2	
WAKE FOREST	2/21/18	*	28	4-12	.333	1-7	.143	2-2	1.000	0	3	3	2.8	4	4	0	0	0	11	10.2	
VIRGINIA	2/24/18		14	0-5	.000	0-1	.000	1-2	.500	0	2	2	2.8	1	0	1	0	0	1	9.9	
Totals			26	854	99-249	.398	34-100	.340	66-79	.835	7	76	83	2.8	65	122	82	3	20	298	9.9

Games played: 30  
 Minutes/game: 28.5  
 Points/game: 9.9  
 FG Pct: 39.8  
 3FG Pct: 34.0  
 FT Pct: 83.5

Rebounds/game: 2.8  
 Assists/game: 4.1  
 Turnovers/game: 2.7  
 Assist/turnover ratio: 1.5  
 Steals/game: 0.7  
 Blocks/game: 0.1

## CAREER HIGHS

	2017-18	Career
Points	23, vs. Mount St. Mary's, 12/5/17	2
FG	8, at North Carolina, 2/3/18	2
FGA	13, 2x; last at Duke, 1/20/18	14
3FG	3, 5x; last at North Carolina, 2/3/18	2
3FGA	7, vs. Wake Forest, 2/21/18	2
FT	7, vs. Mount St. Mary's, 12/5/17	3
FTA	8, 2x; last vs. Syracuse, 1/27/18	16
Rebounds	8, vs. Towson, 12/22/17	5
Off. Rebounds	1, 7x; last vs. Syracuse, 1/27/18	3
Def. Rebounds	7, vs. Towson, 12/22/17	27
Assists	12, vs. Syracuse, 1/27/18	16
Steals	3, vs. Duke, 1/10/18	
Blocks	1, 3x; last vs. Delaware State, 12/19/17	
Minutes	38, vs. Mount St. Mary's, 12/5/17	



# JOE MASCARO | #12

JR-HS • G • 5-10 • 170 • Pittsburgh, Pa. • Bethel Park

## CAREER STATISTICS

Season	gp-gs	min/avg	Total		3-Point		F-Throws		Rebounds				Scoring								
			fg-fga	pct	fg-fga	pct	ft-fa	pct	off	def	tot	avg	pf	fo	ast	to	blk	stl	pts	avg	
2017-18	4-0	4/1.0	0-0	.000	0-0	.000	0-0	.000	0	0	0	0.0	0	0	1	0	0	0	0	0	0.0
TOTAL	4-0	4/1.0	0-0	.000	0-0	.000	0-0	.000	0	0	0	0.0	0	0	1	0	0	0	0	0	0.0

## 2017-18 GAME-BY-GAME

Opponent	Date	gs	min	Total		3-Pointers		Free throws		Rebounds				pf	a	t/o	blk	stl	pts	avg
				fg-fga	pct	3fg-fga	pct	ft-fa	pct	off	def	tot	avg							
at Navy	11/10/17	dnp	-	-	-	-	-	-	-	-	-	-	-	-	-	-	-	-	-	-
MONTANA	11/13/17	dnp	-	-	-	-	-	-	-	-	-	-	-	-	-	-	-	-	-	-
UC SANTA BARBARA	11/15/17	dnp	-	-	-	-	-	-	-	-	-	-	-	-	-	-	-	-	-	-
vs Penn State	11/20/17	dnp	-	-	-	-	-	-	-	-	-	-	-	-	-	-	-	-	-	-
vs Oklahoma State	11/21/17	dnp	-	-	-	-	-	-	-	-	-	-	-	-	-	-	-	-	-	-
LEHIGH	11/25/17	dnp	-	-	-	-	-	-	-	-	-	-	-	-	-	-	-	-	-	-
HIGH POINT	11/28/17	1	0-0	.000	0-0	.000	0-0	.000	0	0	0	0.0	0	0	0	0	0	0	0	0.0
vs Duquesne	12/01/17	dnp	-	-	-	-	-	-	-	-	-	-	-	-	-	-	-	-	-	-
MOUNT ST. MARY'S	12/5/17	dnp	-	-	-	-	-	-	-	-	-	-	-	-	-	-	-	-	-	-
WEST VIRGINIA	12/9/17	dnp	-	-	-	-	-	-	-	-	-	-	-	-	-	-	-	-	-	-
MCNEESE	12/16/17	1	0-0	.000	0-0	.000	0-0	.000	0	0	0	0.0	0	1	0	0	0	0	0	0.0
DELAWARE STATE	12/19/17	dnp	-	-	-	-	-	-	-	-	-	-	-	-	-	-	-	-	-	-
TOWSON	12/22/17	dnp	-	-	-	-	-	-	-	-	-	-	-	-	-	-	-	-	-	-
MIAMI	12/30/17	dnp	-	-	-	-	-	-	-	-	-	-	-	-	-	-	-	-	-	-
at Louisville	1/2/18	dnp	-	-	-	-	-	-	-	-	-	-	-	-	-	-	-	-	-	-
at Virginia Tech	01/06/18	dnp	-	-	-	-	-	-	-	-	-	-	-	-	-	-	-	-	-	-
DUKE	1/10/18	dnp	-	-	-	-	-	-	-	-	-	-	-	-	-	-	-	-	-	-
GEORGIA TECH	1/13/18	dnp	-	-	-	-	-	-	-	-	-	-	-	-	-	-	-	-	-	-
at Syracuse	1/16/18	dnp	-	-	-	-	-	-	-	-	-	-	-	-	-	-	-	-	-	-
at Duke	01/20/18	dnp	-	-	-	-	-	-	-	-	-	-	-	-	-	-	-	-	-	-
NC STATE	1/24/18	dnp	-	-	-	-	-	-	-	-	-	-	-	-	-	-	-	-	-	-
SYRACUSE	1/27/18	dnp	-	-	-	-	-	-	-	-	-	-	-	-	-	-	-	-	-	-
at Miami	01/31/18	dnp	-	-	-	-	-	-	-	-	-	-	-	-	-	-	-	-	-	-
at North Carolina	02/03/18	dnp	-	-	-	-	-	-	-	-	-	-	-	-	-	-	-	-	-	-
at Clemson	02/08/18	dnp	-	-	-	-	-	-	-	-	-	-	-	-	-	-	-	-	-	-
LOUISVILLE	2/11/18	dnp	-	-	-	-	-	-	-	-	-	-	-	-	-	-	-	-	-	-
BOSTON COLLEGE	2/13/18	1	0-0	.000	0-0	.000	0-0	.000	0	0	0	0.0	0	0	0	0	0	0	0	0.0
at Florida State	02/18/18	dnp	-	-	-	-	-	-	-	-	-	-	-	-	-	-	-	-	-	-
WAKE FOREST	2/21/18	dnp	-	-	-	-	-	-	-	-	-	-	-	-	-	-	-	-	-	-
VIRGINIA	2/24/18	1	0-0	.000	0-0	.000	0-0	.000	0	0	0	0.0	0	0	0	0	0	0	0	0.0
Totals		0	4	0-0	.000	0-0	.000	0-0	.000	0	0	0	0.0	0	1	0	0	0	0	0.0

Games played: 4  
Minutes/game: 1.0

Assists/game: 0.3  
Assist/turnover ratio: 99.9

## CAREER HIGHS

	2017-18	Career
Points	-	-
FG	-	-
FGA	-	-
3FG	-	-
3FGA	-	-
FT	-	-
FTA	-	-
Rebounds	-	-
Off. Rebounds	-	-
Def. Rebounds	-	-
Assists	1, vs. McNeese State, 12/16/17	-
Steals	-	-
Blocks	-	-
Minutes	1, 4x; last vs. Virginia, 2/24/18	-
5 or more Points	-	-
3 or more Rebounds	-	-
3 or more Assists	-	-
2 or more 3PT FG	-	-
2 or more Steals	-	-
10+ Minutes	-	-



# KHAMERON DAVIS | #13

FR-HS • G • 6-4 • 195 • Denver, Colo. • Forest Trail Academy [N.C.]

## CAREER STATISTICS

Season	gp-gs	min/avg	Total		3-Point		F-Throws			Rebounds				Scoring						
			fg-fga	pct	fg-fga	pct	ft-fa	pct	off	def	tot	avg	pf	fo	ast	to	blk	stl	pts	avg
2017-18	30-21	708/23.6	44-102	.431	22-55	.400	14-20	.700	6	78	84	2.8	49	1	29	35	15	18	124	4.1
TOTAL	30-21	708/23.6	44-102	.431	22-55	.400	14-20	.700	6	78	84	2.8	49	1	29	35	15	18	124	4.1

## 2017-18 GAME-BY-GAME

Opponent	Date	gs	min	Total		3-Pointers		Free throws		Rebounds				pf	a	t/o	blk	stl	pts	avg	
				fg-fga	pct	3fg-fga	pct	ft-fa	pct	off	def	tot	avg								
at Navy	11/10/17		22	3-3	1.000	0-0	.000	0-1	.000	0	2	2	2.0	5	1	1	1	0	6	6.0	
MONTANA	11/13/17	*	23	2-3	.667	2-2	1.000	0-0	.000	0	0	0	1.0	4	1	2	1	0	6	6.0	
UC SANTA BARBARA	11/15/17		18	0-2	.000	0-2	.000	0-0	.000	0	2	2	1.3	0	1	0	1	0	0	4.0	
vs Penn State	11/20/17	*	21	0-0	.000	0-0	.000	0-1	.000	0	3	3	1.8	1	1	1	0	0	0	3.0	
vs Oklahoma State	11/21/17		25	1-2	.500	0-1	.000	2-2	1.000	0	1	1	1.6	1	4	1	0	0	4	3.2	
LEHIGH	11/25/17		17	1-1	1.000	1-1	1.000	0-0	.000	0	5	5	2.2	4	0	2	0	0	3	3.2	
HIGH POINT	11/28/17		20	1-3	.333	0-1	.000	0-0	.000	0	4	4	2.4	3	0	1	0	1	2	3.0	
vs Duquesne	12/01/17		11	1-2	.500	0-1	.000	0-0	.000	0	1	1	2.3	1	1	1	0	0	2	2.9	
MOUNT ST. MARY'S	12/5/17		25	5-5	1.000	2-2	1.000	0-2	.000	0	3	3	2.3	1	1	2	1	0	12	3.9	
WEST VIRGINIA	12/9/17	*	32	2-6	.333	1-4	.250	2-2	1.000	1	4	5	2.6	2	1	1	0	0	7	4.2	
MCNEESE	12/16/17	*	19	3-6	.500	3-3	1.000	0-0	.000	1	0	1	2.5	0	0	2	0	1	9	4.6	
DELAWARE STATE	12/19/17	*	28	3-6	.500	2-3	.667	2-2	1.000	1	2	3	2.5	0	1	0	1	3	10	5.1	
TOWSON	12/22/17	*	28	2-6	.333	1-3	.333	2-3	.667	0	3	3	2.5	2	2	1	1	2	7	5.2	
MIAMI	12/30/17	*	36	2-5	.400	1-2	.500	2-2	1.000	0	2	2	2.5	0	1	0	1	1	7	5.4	
at Louisville	1/2/18	*	20	2-4	.500	2-3	.667	0-0	.000	0	4	4	2.6	2	0	2	0	1	6	5.4	
at Virginia Tech	01/06/18	*	29	2-4	.500	1-2	.500	3-3	1.000	0	1	1	2.5	0	1	2	0	1	8	5.6	
DUKE	1/10/18	*	15	0-2	.000	0-1	.000	0-0	.000	0	2	2	2.5	0	0	2	0	0	0	5.2	
GEORGIA TECH	1/13/18		18	1-2	.500	0-0	.000	0-0	.000	1	2	3	2.5	2	1	1	0	0	2	5.1	
at Syracuse	1/16/18	*	32	0-1	.000	0-0	.000	0-0	.000	0	6	6	2.7	2	1	1	0	1	0	4.8	
at Duke	01/20/18	*	17	2-5	.400	1-3	.333	0-0	.000	0	0	0	2.6	1	1	0	1	0	5	4.8	
NC STATE	1/24/18	*	34	3-5	.600	3-4	.750	0-0	.000	1	5	6	2.7	1	2	2	3	0	9	5.0	
SYRACUSE	1/27/18	*	33	3-9	.333	1-4	.250	0-0	.000	1	5	6	2.9	3	0	0	1	2	7	5.1	
at Miami	01/31/18	*	20	0-1	.000	0-1	.000	0-0	.000	0	7	7	3.0	1	1	1	0	0	0	4.9	
at North Carolina	02/03/18	*	23	0-5	.000	0-4	.000	0-0	.000	0	2	2	3.0	4	2	1	0	0	0	4.7	
at Clemson	02/08/18	*	29	2-2	1.000	0-0	.000	1-2	.500	0	1	1	2.9	2	1	1	0	0	5	4.7	
LOUISVILLE	2/11/18	*	22	0-4	.000	0-4	.000	0-0	.000	0	0	0	2.8	1	0	2	2	0	0	4.5	
BOSTON COLLEGE	2/13/18	*	26	1-4	.250	1-3	.333	0-0	.000	0	5	5	2.9	0	1	3	0	3	3	4.4	
at Florida State	02/18/18	*	17	0-0	.000	0-0	.000	0-0	.000	0	0	0	2.8	4	1	1	1	0	0	4.3	
WAKE FOREST	2/21/18	*	26	1-2	.500	0-1	.000	0-0	.000	0	3	3	2.8	1	1	0	0	1	2	4.2	
VIRGINIA	2/24/18		22	1-2	.500	0-0	.000	0-0	.000	0	3	3	2.8	1	1	1	0	1	2	4.1	
Totals			21	708	44-102	.431	22-55	.400	14-20	.700	6	78	84	2.8	49	29	35	15	18	124	4.1


Games played: 30  
 Minutes/game: 23.6  
 Points/game: 4.1  
 FG Pct: 43.1  
 3FG Pct: 40.0  
 FT Pct: 70.0

Rebounds/game: 2.8  
 Assists/game: 1.0  
 Turnovers/game: 1.2  
 Assist/turnover ratio: 0.8  
 Steals/game: 0.6  
 Blocks/game: 0.5

## CAREER HIGHS

	2017-18	Career
Points	12, vs. Mount St. Mary's, 12/5/17	
FG	5, vs. Mount St. Mary's, 12/5/17	2
FGA	9, vs. Syracuse, 1/27/18	6
3FG	3, 2x; last vs. NC State, 1/24/18	1
3FGA	5, vs. NC State, 1/24/18	5
FT	3, at Virginia Tech, 1/6/18	2
FTA	3, 2x; last at Virginia Tech, 1/6/18	3
Rebounds	7, at Miami, 1/31/18	22
Off. Rebounds	1, 6x; last vs. Syracuse, 1/27/18	5
Def. Rebounds	7, at Miami, 1/31/18	5
Assists	4, vs. Oklahoma State, 11/21/17	
Steals	3, 2x; last vs. Boston College, 2/13/18	
Blocks	3, vs. NC State, 1/24/18	
Minutes	36, vs. Miami [Fla.], 12/30/17	





# KENE CHUKWUKA | #15

SO-TR • F/C • 6-9 • 215 • Stockholm, Sweden • Soderslatts Gymnasiet / New Mexico JC

## CAREER STATISTICS

Season	gp-gs	min/avg	Total		3-Point		F-Throws		Rebounds				Scoring							
			fg-fga	pct	fg-fga	pct	ft-fa	pct	off	def	tot	avg	pf	fo	ast	to	blk	stl	pts	avg
2017-18	29-13	502/17.3	26-72	.361	9-46	.196	13-30	.433	24	55	79	2.7	74	2	26	28	13	15	74	2.6
TOTAL	29-13	502/17.3	26-72	.361	9-46	.196	13-30	.433	24	55	79	2.7	74	2	26	28	13	15	74	2.6

## 2017-18 GAME-BY-GAME

Opponent	Date	gs	min	Total		3-Pointers		Free throws		Rebounds				pf	a	t/o	blk	stl	pts	avg	
				fg-fga	pct	3fg-fga	pct	ft-fa	pct	off	def	tot	avg								
at Navy	11/10/17		10	0-0	.000	0-0	.000	0-0	.000	0	1	1	1.0	1	0	3	0	0	0	0.0	
MONTANA	11/13/17		12	0-2	.000	0-1	.000	0-0	.000	1	3	4	2.5	4	0	0	0	0	0	0.0	
UC SANTA BARBARA	11/15/17		10	0-2	.000	0-2	.000	0-0	.000	0	1	1	2.0	3	1	0	0	0	0	0.0	
vs Penn State	11/20/17		15	0-0	.000	0-0	.000	0-0	.000	1	2	3	2.3	4	1	0	0	1	0	0.0	
vs Oklahoma State	11/21/17	*	21	2-5	.400	1-4	.250	1-4	.250	1	5	6	3.0	4	1	2	0	0	6	1.2	
LEHIGH	11/25/17	*	27	3-7	.429	1-5	.200	0-1	.000	0	2	2	2.8	3	5	1	1	0	7	2.2	
HIGH POINT	11/28/17	*	12	1-2	.500	0-1	.000	0-0	.000	0	0	0	2.4	3	1	1	0	0	2	2.1	
vs Duquesne	12/01/17		15	4-5	.800	1-2	.500	0-0	.000	2	2	4	2.6	1	2	0	1	1	9	3.0	
MOUNT ST. MARY'S	12/5/17		19	1-2	.500	0-1	.000	3-5	.600	0	4	4	2.8	0	1	1	2	1	5	3.2	
WEST VIRGINIA	12/9/17		dnp	-	-	-	-	-	-	-	-	-	-	-	-	-	-	-	-	-	
MCNEESE	12/16/17		17	0-2	.000	0-2	.000	0-0	.000	0	4	4	2.9	2	1	1	0	0	0	2.9	
DELAWARE STATE	12/19/17		12	0-1	.000	0-1	.000	0-4	.000	0	0	0	2.6	1	0	0	1	0	0	2.6	
TOWSON	12/22/17		5	0-1	.000	0-0	.000	0-0	.000	2	0	2	2.6	0	0	1	0	0	0	2.4	
MIAMI	12/30/17		11	0-2	.000	0-2	.000	0-0	.000	0	1	1	2.5	4	0	3	0	1	0	2.2	
at Louisville	1/2/18		17	0-1	.000	0-1	.000	0-0	.000	0	2	2	2.4	5	1	0	1	0	0	2.1	
at Virginia Tech	01/06/18		16	0-0	.000	0-0	.000	1-2	.500	1	2	3	2.5	3	3	0	0	0	1	2.0	
DUKE	1/10/18		23	3-3	1.000	2-2	1.000	0-1	.000	4	0	4	2.6	4	1	1	1	0	8	2.4	
GEORGIA TECH	1/13/18	*	30	2-2	1.000	1-1	1.000	1-3	.333	0	2	2	2.5	1	0	3	2	1	6	2.6	
at Syracuse	1/16/18	*	30	2-2	1.000	1-1	1.000	2-4	.500	1	3	4	2.6	3	1	2	0	0	7	2.8	
at Duke	01/20/18	*	26	0-3	.000	0-1	.000	0-0	.000	2	6	8	2.9	3	0	2	0	2	0	2.7	
NC STATE	1/24/18	*	12	3-7	.429	1-4	.250	0-0	.000	0	0	0	2.8	4	0	1	1	0	7	2.9	
SYRACUSE	1/27/18	*	10	0-1	.000	0-1	.000	0-0	.000	1	0	1	2.7	1	0	1	2	0	0	2.8	
at Miami	01/31/18	*	19	0-1	.000	0-1	.000	0-0	.000	1	1	2	2.6	2	2	0	0	0	0	2.6	
at North Carolina	02/03/18		9	0-1	.000	0-0	.000	0-0	.000	0	0	0	2.5	1	0	0	0	0	0	2.5	
at Clemson	02/08/18		21	0-3	.000	0-1	.000	0-0	.000	2	4	6	2.7	1	0	0	1	2	0	2.4	
LOUISVILLE	2/11/18	*	24	1-4	.250	0-3	.000	2-2	1.000	4	1	5	2.8	2	1	2	0	1	4	2.5	
BOSTON COLLEGE	2/13/18	*	22	2-4	.500	0-1	.000	1-2	.500	0	2	2	2.7	5	4	0	0	1	5	2.6	
at Florida State	02/18/18	*	26	1-3	.333	1-3	.333	2-2	1.000	1	2	3	2.7	4	0	1	0	3	5	2.7	
WAKE FOREST	2/21/18	*	14	0-3	.000	0-3	.000	0-0	.000	0	4	4	2.8	3	0	0	0	0	0	2.6	
VIRGINIA	2/24/18		17	1-3	.333	0-2	.000	0-0	.000	0	1	1	2.7	2	0	2	0	1	2	2.6	
Totals			13	502	26-72	.361	9-46	.196	13-30	.433	24	55	79	2.7	74	26	28	13	15	74	2.6

Games played: 29  
 Minutes/game: 17.3  
 Points/game: 2.6  
 FG Pct: 36.1  
 3FG Pct: 19.6  
 FT Pct: 43.3

Rebounds/game: 2.7  
 Assists/game: 0.9  
 Turnovers/game: 1.0  
 Assist/turnover ratio: 0.9  
 Steals/game: 0.5  
 Blocks/game: 0.4

## CAREER HIGHS

	2017-18	Career
Points	9, vs. Duquesne, 12/1/17	-
FG	4, vs. Duquesne, 12/1/17	-
FGA	7, 2x; last vs. NC State, 1/24/18	-
3FG	2, vs. Duke, 1/10/18	4
3FGA	5, vs. Lehigh, 11/25/17	3
FT	2, 4x; last at Florida State, 2/18/18	2
FTA	4, 2x; last at Syracuse, 1/16/18	3
Rebounds	8, at Duke, 1/20/18	10
Off. Rebounds	4, 2x; last vs. Louisville, 2/11/18	2
Def. Rebounds	6, at Duke, 1/20/18	2
Assists	5, vs. Lehigh, 11/25/17	3
Steals	3, at Florida State, 2/18/18	3
Blocks	2, 2x; last vs. Georgia Tech, 1/13/18	10
Minutes	30, 2x; last vs. Syracuse, 1/16/18	2



# TERRELL BROWN | #21

FR-HS • F/C • 6-10 • 240 • Providence, R.I. • Tilton School [N.H.]

## CAREER STATISTICS

Season	gp-gs	min/avg	Total		3-Point		F-Throws		Rebounds				Scoring							
			fg-fga	pct	fg-fga	pct	ft-fa	pct	off	def	tot	avg	pf	fo	ast	to	blk	stl	pts	avg
2017-18	29-15	485/16.7	48-119	.403	3-17	.176	22-35	.629	36	56	92	3.2	60	2	16	30	38	6	121	4.2
TOTAL	29-15	485/16.7	48-119	.403	3-17	.176	22-35	.629	36	56	92	3.2	60	2	16	30	38	6	121	4.2

## 2017-18 GAME-BY-GAME

Opponent	Date	gs	min	Total		3-Pointers		Free throws		Rebounds				pf	a	t/o	blk	stl	pts	avg	
				fg-fga	pct	3fg-fga	pct	ft-fa	pct	off	def	tot	avg								
at Navy	11/10/17		4	1-1	1.000	0-0	.000	1-1	1.000	0	0	0	0.0	1	0	1	1	0	3	3.0	
MONTANA	11/13/17	*	13	1-2	.500	0-0	.000	0-0	.000	2	2	4	2.0	2	1	3	0	0	2	2.5	
UC SANTA BARBARA	11/15/17	*	17	2-4	.500	0-0	.000	0-0	.000	0	1	1	1.7	4	3	2	2	0	4	3.0	
vs Penn State	11/20/17	*	11	1-3	.333	0-0	.000	0-0	.000	0	1	1	1.5	1	0	2	0	0	2	2.8	
vs Oklahoma State	11/21/17	dnp		-	-	-	-	-	-	-	-	-	-	-	-	-	-	-	-	-	
LEHIGH	11/25/17		6	1-1	1.000	0-0	.000	0-0	.000	0	1	1	1.4	0	1	0	0	0	2	2.6	
HIGH POINT	11/28/17		2	0-0	.000	0-0	.000	0-0	.000	0	0	0	1.2	1	0	0	0	0	0	2.2	
vs Duquesne	12/01/17		1	0-0	.000	0-0	.000	0-0	.000	0	0	0	1.0	0	0	0	0	0	0	1.9	
MOUNT ST. MARY'S	12/5/17		4	0-0	.000	0-0	.000	3-4	.750	1	1	2	1.1	0	0	1	0	0	3	2.0	
WEST VIRGINIA	12/9/17		2	0-0	.000	0-0	.000	1-2	.500	1	0	1	1.1	2	0	0	0	0	1	1.9	
MCNEESE	12/16/17	*	24	1-5	.200	0-3	.000	0-0	.000	2	5	7	1.7	2	4	1	2	0	2	1.9	
DELAWARE STATE	12/19/17	*	16	2-3	.667	0-1	.000	0-1	.000	2	0	2	1.7	1	0	1	3	1	4	2.1	
TOWSON	12/22/17		24	5-7	.714	0-0	.000	2-5	.400	4	3	7	2.2	3	1	0	1	0	12	2.9	
MIAMI	12/30/17	*	24	2-6	.333	0-0	.000	0-0	.000	2	2	4	2.3	1	2	2	1	0	4	3.0	
at Louisville	1/2/18	*	18	0-1	.000	0-0	.000	0-0	.000	1	1	2	2.3	4	0	1	1	0	0	2.8	
at Virginia Tech	01/06/18	*	14	2-2	1.000	0-0	.000	1-2	.500	2	1	3	2.3	2	0	1	0	0	5	2.9	
DUKE	1/10/18		15	0-2	.000	0-1	.000	3-4	.750	3	1	4	2.4	1	0	1	4	0	3	2.9	
GEORGIA TECH	1/13/18		7	0-1	.000	0-0	.000	1-2	.500	0	0	0	2.3	0	0	0	1	0	1	2.8	
at Syracuse	1/16/18	*	32	2-9	.222	0-0	.000	2-2	1.000	2	4	6	2.5	4	1	1	2	2	6	3.0	
at Duke	01/20/18	*	26	1-4	.250	0-1	.000	2-4	.500	3	3	6	2.7	4	0	0	2	1	4	3.1	
NC STATE	1/24/18		16	2-5	.400	0-0	.000	0-0	.000	0	5	5	2.8	3	0	1	2	0	4	3.1	
SYRACUSE	1/27/18		30	1-7	.143	0-0	.000	0-1	.000	3	3	6	3.0	3	0	1	6	0	2	3.0	
at Miami	01/31/18		16	3-4	.750	0-0	.000	1-1	1.000	0	1	1	2.9	5	1	2	2	0	7	3.2	
at North Carolina	02/03/18	*	25	5-9	.556	0-1	.000	4-4	1.000	1	2	3	2.9	4	0	2	3	1	14	3.7	
at Clemson	02/08/18	*	28	9-15	.600	1-2	.500	0-0	.000	2	6	8	3.1	2	0	4	2	1	19	4.3	
LOUISVILLE	2/11/18	*	25	0-7	.000	0-2	.000	1-2	.500	2	4	6	3.2	0	1	0	0	0	1	4.2	
BOSTON COLLEGE	2/13/18	*	23	2-5	.400	0-0	.000	0-0	.000	0	4	4	3.2	2	0	3	1	0	4	4.2	
at Florida State	02/18/18		15	2-3	.667	1-2	.500	0-0	.000	0	1	1	3.1	5	0	0	0	0	5	4.2	
WAKE FOREST	2/21/18		26	3-9	.333	1-2	.500	0-0	.000	2	1	3	3.1	3	1	0	0	0	7	4.3	
VIRGINIA	2/24/18	*	21	0-4	.000	0-2	.000	0-0	.000	1	3	4	3.2	0	0	0	2	0	0	4.2	
Totals			15	485	48-119	.403	3-17	.176	22-35	.629	36	56	92	3.2	60	16	30	38	6	121	4.2

Games played: 29  
 Minutes/game: 16.7  
 Points/game: 4.2  
 FG Pct: 40.3  
 3FG Pct: 17.6  
 FT Pct: 62.9

Rebounds/game: 3.2  
 Assists/game: 0.6  
 Turnovers/game: 1.0  
 Assist/turnover ratio: 0.5  
 Steals/game: 0.2  
 Blocks/game: 1.3

## CAREER HIGHS

Points	19, at Clemson, 2/8/18	2017-18	Career
FG	9, at Clemson, 2/8/18	3	3
FGA	15, at Clemson, 2/8/18	-	-
3FG	1, 3x; last vs. Wake Forest, 2/18/18	7	7
3FGA	3, vs. McNeese State, 12/16/17	12	12
FT	4, at North Carolina, 2/3/18	1	1
FTA	5, vs. Towson, 12/22/17	12	12
Rebounds	8, at Clemson, 2/8/18	2	2
Off. Rebounds	4, vs. Towson, 12/22/17	-	-
Def. Rebounds	6, at Clemson, 2/8/18	-	-
Assists	4, vs. McNeese State, 12/16/17	-	-
Steals	2, at Syracuse, 1/16/18	-	-
Blocks	6, vs. Syracuse, 1/27/18	-	-
Minutes	32, at Syracuse, 1/16/18	-	-



# ANTHONY STARZYNSKI | #22

SO-HS • G • 6-3 • 180 • Pittsburgh, Pa. • Baldwin

## CAREER STATISTICS

Season	gp-gs	min/avg	Total		3-Point		F-Throws		Rebounds				Scoring							
			fg-fga	pct	fg-fga	pct	ft-fga	pct	off	def	tot	avg	pf	fo	ast	to	blk	stl	pts	avg
2017-18	4-0	5/1.3	1-1	1.000	1-1	1.000	0-0	.000	0	0	0	0.0	0	0	0	1	0	0	3	0.8
TOTAL	4-0	5/1.3	1-1	1.000	1-1	1.000	0-0	.000	0	0	0	0.0	0	0	0	1	0	0	3	0.8

## 2017-18 GAME-BY-GAME

Opponent	Date	gs	min	Total		3-Pointers		Free throws		Rebounds				pf	a	t/o	blk	stl	pts	avg
				fg-fga	pct	3fg-fga	pct	ft-fga	pct	off	def	tot	avg							
at Navy	11/10/17	dnp	-	-	-	-	-	-	-	-	-	-	-	-	-	-	-	-	-	-
MONTANA	11/13/17	dnp	-	-	-	-	-	-	-	-	-	-	-	-	-	-	-	-	-	-
UC SANTA BARBARA	11/15/17	dnp	-	-	-	-	-	-	-	-	-	-	-	-	-	-	-	-	-	-
vs Penn State	11/20/17	dnp	-	-	-	-	-	-	-	-	-	-	-	-	-	-	-	-	-	-
vs Oklahoma State	11/21/17	dnp	-	-	-	-	-	-	-	-	-	-	-	-	-	-	-	-	-	-
LEHIGH	11/25/17	dnp	-	-	-	-	-	-	-	-	-	-	-	-	-	-	-	-	-	-
HIGH POINT	11/28/17	1	0-0	.000	0-0	.000	0-0	.000	0	0	0	0.0	0	0	0	0	0	0	0	0.0
vs Duquesne	12/01/17	dnp	-	-	-	-	-	-	-	-	-	-	-	-	-	-	-	-	-	-
MOUNT ST. MARY'S	12/5/17	dnp	-	-	-	-	-	-	-	-	-	-	-	-	-	-	-	-	-	-
WEST VIRGINIA	12/9/17	dnp	-	-	-	-	-	-	-	-	-	-	-	-	-	-	-	-	-	-
MCNEESE	12/16/17	1	0-0	.000	0-0	.000	0-0	.000	0	0	0	0.0	0	0	1	0	0	0	0	0.0
DELAWARE STATE	12/19/17	dnp	-	-	-	-	-	-	-	-	-	-	-	-	-	-	-	-	-	-
TOWSON	12/22/17	dnp	-	-	-	-	-	-	-	-	-	-	-	-	-	-	-	-	-	-
MIAMI	12/30/17	dnp	-	-	-	-	-	-	-	-	-	-	-	-	-	-	-	-	-	-
at Louisville	1/2/18	dnp	-	-	-	-	-	-	-	-	-	-	-	-	-	-	-	-	-	-
at Virginia Tech	01/06/18	dnp	-	-	-	-	-	-	-	-	-	-	-	-	-	-	-	-	-	-
DUKE	1/10/18	dnp	-	-	-	-	-	-	-	-	-	-	-	-	-	-	-	-	-	-
GEORGIA TECH	1/13/18	dnp	-	-	-	-	-	-	-	-	-	-	-	-	-	-	-	-	-	-
at Syracuse	1/16/18	dnp	-	-	-	-	-	-	-	-	-	-	-	-	-	-	-	-	-	-
at Duke	01/20/18	dnp	-	-	-	-	-	-	-	-	-	-	-	-	-	-	-	-	-	-
NC STATE	1/24/18	dnp	-	-	-	-	-	-	-	-	-	-	-	-	-	-	-	-	-	-
SYRACUSE	1/27/18	dnp	-	-	-	-	-	-	-	-	-	-	-	-	-	-	-	-	-	-
at Miami	01/31/18	dnp	-	-	-	-	-	-	-	-	-	-	-	-	-	-	-	-	-	-
at North Carolina	02/03/18	dnp	-	-	-	-	-	-	-	-	-	-	-	-	-	-	-	-	-	-
at Clemson	02/08/18	2	0-0	.000	0-0	.000	0-0	.000	0	0	0	0.0	0	0	0	0	0	0	0	0.0
LOUISVILLE	2/11/18	dnp	-	-	-	-	-	-	-	-	-	-	-	-	-	-	-	-	-	-
BOSTON COLLEGE	2/13/18	1	1-1	1.000	1-1	1.000	0-0	.000	0	0	0	0.0	0	0	0	0	0	3	0.8	
at Florida State	02/18/18	dnp	-	-	-	-	-	-	-	-	-	-	-	-	-	-	-	-	-	-
WAKE FOREST	2/21/18	dnp	-	-	-	-	-	-	-	-	-	-	-	-	-	-	-	-	-	-
VIRGINIA	2/24/18	dnp	-	-	-	-	-	-	-	-	-	-	-	-	-	-	-	-	-	-
Totals		0	5	1-1	1.000	1-1	1.000	0-0	.000	0	0	0	0.0	0	0	1	0	0	3	0.8

Games played: 4  
 Minutes/game: 1.3  
 Points/game: 0.8  
 FG Pct: 100.0  
 3FG Pct: 100.0

Turnovers/game: 0.3

## CAREER HIGHS

	2017-18	Career
Points	3, vs. Boston College, 2/13/18	-
FG	1, vs. Boston College, 2/13/18	-
FGA	1, vs. Boston College, 2/13/18	-
3FG	1, vs. Boston College, 2/13/18	-
3FGA	1, vs. Boston College, 2/13/18	-
FT	-	-
FTA	-	-
Rebounds	-	-
Off. Rebounds	-	-
Def. Rebounds	-	-
Assists	-	-
Steals	-	-
Blocks	-	-
Minutes	2, at Clemson, 2/8/18	-



# SHAMIEL STEVENSON | #23

FR-HS • G • 6-6 • 230 • Toronto, Ontario, Canada • Hillcrest Prep [Ariz.]

## CAREER STATISTICS

Season	gp-gs	min/avg	Total		3-Point		F-Throws		Rebounds					Scoring						
			fg-fga	pct	fg-fga	pct	ft-fa	pct	off	def	tot	avg	pf	fo	ast	to	blk	stl	pts	avg
2017-18	30-12	721/24.0	90-176	.511	14-37	.378	67-110	.609	27	109	136	4.5	45	1	29	68	8	15	261	8.7
TOTAL	30-12	721/24.0	90-176	.511	14-37	.378	67-110	.609	27	109	136	4.5	45	1	29	68	8	15	261	8.7

## 2017-18 GAME-BY-GAME


Opponent	Date	gs	min	Total		3-Pointers		Free throws		Rebounds				pf	a	t/o	blk	stl	pts	avg	
				fg-fga	pct	3fg-fga	pct	ft-fa	pct	off	def	tot	avg								
at Navy	11/10/17	*	30	2-4	.500	0-1	.000	3-6	.500	1	8	9	9.0	3	2	2	1	1	7	7.0	
MONTANA	11/13/17		33	7-10	.700	1-1	1.000	4-8	.500	1	5	6	7.5	3	3	4	1	1	19	13.0	
UC SANTA BARBARA	11/15/17	*	28	3-8	.375	0-4	.000	5-6	.833	0	6	6	7.0	0	1	2	1	0	11	12.3	
vs Penn State	11/20/17		13	1-5	.200	0-1	.000	0-0	.000	0	0	0	5.3	0	3	0	0	0	2	9.8	
vs Oklahoma State	11/21/17		24	8-9	.889	0-1	.000	0-0	.000	1	1	2	4.6	5	0	1	0	0	16	11.0	
LEHIGH	11/25/17		17	1-4	.250	1-2	.500	3-4	.750	0	2	2	4.2	1	0	2	0	0	6	10.2	
HIGH POINT	11/28/17		23	4-8	.500	0-1	.000	0-0	.000	2	4	6	4.4	0	2	3	1	1	8	9.9	
vs Duquesne	12/01/17	*	27	4-5	.800	0-0	.000	5-8	.625	1	6	7	4.8	2	2	3	0	0	13	10.3	
MOUNT ST. MARY'S	12/5/17	*	36	4-5	.800	0-0	.000	6-10	.600	0	9	9	5.2	3	1	1	1	2	14	10.7	
WEST VIRGINIA	12/9/17	*	38	3-7	.429	1-1	1.000	5-7	.714	1	3	4	5.1	2	1	3	0	1	12	10.8	
MCNEESE	12/16/17	*	20	2-10	.200	1-3	.333	0-2	.000	2	6	8	5.4	2	1	0	0	0	5	10.3	
DELAWARE STATE	12/19/17	*	24	2-7	.286	1-4	.250	4-4	1.000	4	3	7	5.5	3	3	1	1	0	9	10.2	
TOWSON	12/22/17		16	3-6	.500	1-2	.500	0-0	.000	1	3	4	5.4	1	0	3	0	0	7	9.9	
MIAMI	12/30/17		25	6-9	.667	1-2	.500	3-4	.750	0	4	4	5.3	1	0	2	0	0	16	10.4	
at Louisville	1/2/18	*	31	4-6	.667	0-0	.000	2-3	.667	1	5	6	5.3	0	1	3	0	3	10	10.3	
at Virginia Tech	01/06/18	*	26	2-4	.500	0-0	.000	1-2	.500	0	9	9	5.6	3	0	2	0	1	5	10.0	
DUKE	1/10/18	*	28	2-5	.400	0-0	.000	4-6	.667	2	2	4	5.5	3	0	4	0	0	8	9.9	
GEORGIA TECH	1/13/18	*	23	3-8	.375	0-0	.000	3-4	.750	2	3	5	5.4	0	2	2	0	0	9	9.8	
at Syracuse	1/16/18		14	0-1	.000	0-0	.000	0-0	.000	0	2	2	5.3	0	0	3	0	0	0	9.3	
at Duke	01/20/18		17	1-1	1.000	0-0	.000	1-2	.500	0	1	1	5.1	0	2	5	0	2	3	9.0	
NC STATE	1/24/18		26	4-5	.800	1-1	1.000	2-2	1.000	2	4	6	5.1	1	2	3	0	0	11	9.1	
SYRACUSE	1/27/18		8	1-3	.333	1-1	1.000	0-0	.000	0	1	1	4.9	1	0	1	0	0	3	8.8	
at Miami	01/31/18		30	4-8	.500	0-0	.000	0-0	.000	1	3	4	4.9	1	1	1	0	2	8	8.8	
at North Carolina	02/03/18		20	3-6	.500	1-2	.500	0-1	.000	0	1	1	4.7	1	0	5	0	0	7	8.7	
at Clemson	02/08/18		17	0-2	.000	0-1	.000	3-6	.500	1	1	2	4.6	1	0	2	0	0	3	8.5	
LOUISVILLE	2/11/18		24	5-8	.625	1-2	.500	4-9	.444	0	5	5	4.6	3	1	1	1	0	15	8.7	
BOSTON COLLEGE	2/13/18		22	2-5	.400	1-2	.500	0-0	.000	0	2	2	4.5	1	0	2	0	0	5	8.6	
at Florida State	02/18/18		22	6-7	.857	1-1	1.000	4-6	.667	1	4	5	4.5	2	0	1	0	0	17	8.9	
WAKE FOREST	2/21/18		27	2-5	.400	1-2	.500	5-10	.500	2	4	6	4.6	1	1	3	0	1	10	8.9	
VIRGINIA	2/24/18	*	32	1-5	.200	0-2	.000	0-0	.000	1	2	3	4.5	1	0	3	1	0	2	8.7	
Totals			12	721	90-176	.511	14-37	.378	67-110	.609	27	109	136	4.5	45	29	68	8	15	261	8.7

Games played: 30  
 Minutes/game: 24.0  
 Points/game: 8.7  
 FG Pct: 51.1  
 3FG Pct: 37.8  
 FT Pct: 60.9

Rebounds/game: 4.5  
 Assists/game: 1.0  
 Turnovers/game: 2.3  
 Assist/turnover ratio: 0.4  
 Steals/game: 0.5  
 Blocks/game: 0.3

## CAREER HIGHS

	2017-18	Career
Points	19, vs. Montana, 11/13/17	-
FG	8, vs. Oklahoma State, 11/21/17	-
FGA	10, 2x; last vs. McNeese State, 12/16/17	12
3FG	1, 13x; last at Florida State, 2/18/18	15
3FGA	4, 2x; last vs. Delaware State, 12/19/17	3
FT	6, vs. Mount St. Mary's, 12/5/17	-
FTA	10, 2x; last vs. Wake Forest, 2/21/18	-
Rebounds	9, 3x; last at Virginia Tech, 1/6/18	4
Off. Rebounds	4, vs. Delaware State, 12/19/17	4
Def. Rebounds	9, 2x; last at Virginia Tech, 1/6/18	23
Assists	3, 3x; last vs. Delaware State, 12/19/17	7
Steals	3, at Louisville, 1/2/8	-
Blocks	1, 7x; last vs. Louisville, 2/11/18	-
Minutes	36, vs. Mount St. Mary's, 12/5/17	7



# SAMSON GEORGE | #24

FR-TR • F • 6-7 • 220 • Minna, Nigeria • First Love Christian Academy [Pa.] / Iona

## CAREER STATISTICS

Season	gp-gs	min/avg	Total		3-Point		F-Throws		Rebounds				Scoring							
			fg-fga	pct	fg-fga	pct	ft-fga	pct	off	def	tot	avg	pf	fo	ast	to	blk	stl	pts	avg
2017-18	14-0	52/3.7	5-8	.625	0-0	.000	1-3	.333	3	9	12	0.9	6	0	1	0	0	0	11	0.8
TOTAL	14-0	52/3.7	5-8	.625	0-0	.000	1-3	.333	3	9	12	0.9	6	0	1	0	0	0	11	0.8

## 2017-18 GAME-BY-GAME

Opponent	Date	gs	min	Total		3-Pointers		Free throws		Rebounds				pf	a	t/o	blk	stl	pts	avg
				fg-fga	pct	3fg-fga	pct	ft-fga	pct	off	def	tot	avg							
at Navy	11/10/17	dnp	-	-	-	-	-	-	-	-	-	-	-	-	-	-	-	-	-	-
MONTANA	11/13/17	dnp	-	-	-	-	-	-	-	-	-	-	-	-	-	-	-	-	-	-
UC SANTA BARBARA	11/15/17	dnp	-	-	-	-	-	-	-	-	-	-	-	-	-	-	-	-	-	-
vs Penn State	11/20/17	6	0-0	.000	0-0	.000	1-2	.500	0	1	1	1.0	3	0	0	0	0	1	1.0	
vs Oklahoma State	11/21/17	dnp	-	-	-	-	-	-	-	-	-	-	-	-	-	-	-	-	-	-
LEHIGH	11/25/17	dnp	-	-	-	-	-	-	-	-	-	-	-	-	-	-	-	-	-	-
HIGH POINT	11/28/17	2	0-0	.000	0-0	.000	0-0	.000	0	0	0	0.5	0	0	0	0	0	0	0.5	
vs Duquesne	12/01/17	dnp	-	-	-	-	-	-	-	-	-	-	-	-	-	-	-	-	-	-
MOUNT ST. MARY'S	12/5/17	dnp	-	-	-	-	-	-	-	-	-	-	-	-	-	-	-	-	-	-
WEST VIRGINIA	12/9/17	dnp	-	-	-	-	-	-	-	-	-	-	-	-	-	-	-	-	-	-
MCNEESE	12/16/17	3	2-2	1.000	0-0	.000	0-0	.000	1	1	2	1.0	0	0	0	0	0	4	1.7	
DELAWARE STATE	12/19/17	4	1-1	1.000	0-0	.000	0-0	.000	0	2	2	1.3	1	1	0	0	0	2	1.8	
TOWSON	12/22/17	dnp	-	-	-	-	-	-	-	-	-	-	-	-	-	-	-	-	-	-
MIAMI	12/30/17	1	0-0	.000	0-0	.000	0-0	.000	0	1	1	1.2	0	0	0	0	0	0	1.4	
at Louisville	1/2/18	dnp	-	-	-	-	-	-	-	-	-	-	-	-	-	-	-	-	-	-
at Virginia Tech	01/06/18	dnp	-	-	-	-	-	-	-	-	-	-	-	-	-	-	-	-	-	-
DUKE	1/10/18	8	1-1	1.000	0-0	.000	0-0	.000	1	2	3	1.5	0	0	0	0	0	2	1.5	
GEORGIA TECH	1/13/18	10	0-0	.000	0-0	.000	0-1	.000	1	0	1	1.4	2	0	0	0	0	0	1.3	
at Syracuse	1/16/18	4	1-1	1.000	0-0	.000	0-0	.000	0	1	1	1.4	0	0	0	0	0	2	1.4	
at Duke	01/20/18	6	0-3	.000	0-0	.000	0-0	.000	0	1	1	1.3	0	0	0	0	0	0	1.2	
NC STATE	1/24/18	dnp	-	-	-	-	-	-	-	-	-	-	-	-	-	-	-	-	-	-
SYRACUSE	1/27/18	dnp	-	-	-	-	-	-	-	-	-	-	-	-	-	-	-	-	-	-
at Miami	01/31/18	dnp	-	-	-	-	-	-	-	-	-	-	-	-	-	-	-	-	-	-
at North Carolina	02/03/18	2	0-0	.000	0-0	.000	0-0	.000	0	0	0	1.2	0	0	0	0	0	0	1.1	
at Clemson	02/08/18	2	0-0	.000	0-0	.000	0-0	.000	0	0	0	1.1	0	0	0	0	0	0	1.0	
LOUISVILLE	2/11/18	2	0-0	.000	0-0	.000	0-0	.000	0	0	0	1.0	0	0	0	0	0	0	0.9	
BOSTON COLLEGE	2/13/18	dnp	-	-	-	-	-	-	-	-	-	-	-	-	-	-	-	-	-	-
at Florida State	02/18/18	0	0-0	.000	0-0	.000	0-0	.000	0	0	0	0.9	0	0	0	0	0	0	0.8	
WAKE FOREST	2/21/18	dnp	-	-	-	-	-	-	-	-	-	-	-	-	-	-	-	-	-	-
VIRGINIA	2/24/18	2	0-0	.000	0-0	.000	0-0	.000	0	0	0	0.9	0	0	0	0	0	0	0.8	
Totals		0	52	5-8	.625	0-0	.000	1-3	.333	3	9	12	0.9	6	1	0	0	0	11	0.8

Games played: 14  
 Minutes/game: 3.7  
 Points/game: 0.8  
 FG Pct: 62.5  
 FT Pct: 33.3

Rebounds/game: 0.9  
 Assists/game: 0.1  
 Assist/turnover ratio: 99.9

## CAREER HIGHS

Points	4, vs. McNeese State, 12/16/17
FG	2, vs. McNeese State, 12/16/17
FGA	3, at Duke, 1/20/18
3FG	-
3FGA	-
FT	1, vs. Penn State, 11/20/17
FTA	2, vs. Penn State, 11/20/17
Rebounds	3, vs. Duke, 1/10/18
Off. Rebounds	1, 3x; last vs. Georgia Tech, 1/13/18
Def. Rebounds	2, 2x; last vs. Duke, 1/10/18
Assists	-
Steals	-
Blocks	-
Minutes	10, vs. Georgia Tech, 1/13/18

	2017-18	Career
Double-Figure Points	-	-
5 or more Rebounds	-	-
2 or more Blocks	-	-
2 or more Steals	-	-
20+ Minutes	-	-



# MONTY BOYKINS | #33

GR-TR • F • 6-5 • 195 • West Chester, Ohio • Lakota West / Lafayette

## CAREER STATISTICS

Season	gp-gs	min/avg	Total		3-Point		F-Throws		Rebounds					Scoring						
			fg-fga	pct	fg-fga	pct	ft-fa	pct	off	def	tot	avg	pf	fo	ast	to	blk	stl	pts	avg
2017-18	20-1	113/5.7	6-31	.194	4-21	.190	11-22	.500	0	10	10	0.5	8	0	2	7	0	2	27	1.4
TOTAL	20-1	113/5.7	6-31	.194	4-21	.190	11-22	.500	0	10	10	0.5	8	0	2	7	0	2	27	1.4

## 2017-18 GAME-BY-GAME

Opponent	Date	gs	min	Total		3-Pointers		Free throws		Rebounds				pf	a	t/o	blk	stl	pts	avg	
				fg-fga	pct	3fg-fga	pct	ft-fa	pct	off	def	tot	avg								
at Navy	11/10/17		4	0-1	.000	0-1	.000	0-0	.000	0	1	1	1.0	0	0	0	0	0	0	0.0	
MONTANA	11/13/17		dnp	-	-	-	-	-	-	-	-	-	-	-	-	-	-	-	-	-	
UC SANTA BARBARA	11/15/17		6	0-1	.000	0-1	.000	0-0	.000	0	0	0	0.5	0	0	0	0	0	0	0.0	
vs Penn State	11/20/17		10	1-2	.500	1-2	.500	1-2	.500	0	1	1	0.7	2	0	2	0	1	4	1.3	
vs Oklahoma State	11/21/17		3	0-1	.000	0-1	.000	0-0	.000	0	0	0	0.5	0	0	0	0	0	0	1.0	
LEHIGH	11/25/17		dnp	-	-	-	-	-	-	-	-	-	-	-	-	-	-	-	-	-	
HIGH POINT	11/28/17		2	0-1	.000	0-1	.000	0-0	.000	0	0	0	0.4	0	0	0	0	0	0	0.8	
vs Duquesne	12/01/17		1	0-0	.000	0-0	.000	0-0	.000	0	0	0	0.3	0	0	0	0	0	0	0.7	
MOUNT ST. MARY'S	12/5/17		dnp	-	-	-	-	-	-	-	-	-	-	-	-	-	-	-	-	-	
WEST VIRGINIA	12/9/17		dnp	-	-	-	-	-	-	-	-	-	-	-	-	-	-	-	-	-	
MCNEESE	12/16/17		6	0-3	.000	0-1	.000	0-0	.000	0	2	2	0.6	1	0	1	0	0	0	0.6	
DELAWARE STATE	12/19/17		8	1-1	1.000	1-1	1.000	2-2	1.000	0	2	2	0.8	4	2	1	0	0	5	1.1	
TOWSON	12/22/17		dnp	-	-	-	-	-	-	-	-	-	-	-	-	-	-	-	-	-	
MIAMI	12/30/17		3	0-1	.000	0-1	.000	0-0	.000	0	0	0	0.7	0	0	0	0	0	0	1.0	
at Louisville	1/2/18		14	0-0	.000	0-0	.000	2-6	.333	0	1	1	0.7	0	0	0	0	1	2	1.1	
at Virginia Tech	01/06/18		dnp	-	-	-	-	-	-	-	-	-	-	-	-	-	-	-	-	-	
DUKE	1/10/18		dnp	-	-	-	-	-	-	-	-	-	-	-	-	-	-	-	-	-	
GEORGIA TECH	1/13/18		15	3-7	.429	2-4	.500	1-3	.333	0	0	0	0.6	1	0	1	0	0	9	1.8	
at Syracuse	1/16/18		3	0-0	.000	0-0	.000	0-0	.000	0	1	1	0.7	0	0	1	0	0	0	1.7	
at Duke	01/20/18		10	0-3	.000	0-1	.000	2-2	1.000	0	0	0	0.6	0	0	0	0	0	2	1.7	
NC STATE	1/24/18		dnp	-	-	-	-	-	-	-	-	-	-	-	-	-	-	-	-	-	
SYRACUSE	1/27/18		2	0-0	.000	0-0	.000	0-0	.000	0	1	1	0.6	0	0	0	0	0	0	1.6	
at Miami	01/31/18		3	0-0	.000	0-0	.000	0-0	.000	0	0	0	0.6	0	0	0	0	0	0	1.5	
at North Carolina	02/03/18		7	0-4	.000	0-3	.000	1-4	.250	0	0	0	0.6	0	0	0	0	0	1	1.4	
at Clemson	02/08/18		3	0-0	.000	0-0	.000	0-0	.000	0	0	0	0.5	0	0	0	0	0	0	1.4	
LOUISVILLE	2/11/18		7	1-4	.250	0-3	.000	1-1	1.000	0	0	0	0.5	0	0	1	0	0	3	1.4	
BOSTON COLLEGE	2/13/18		dnp	-	-	-	-	-	-	-	-	-	-	-	-	-	-	-	-	-	
at Florida State	02/18/18		1	0-0	.000	0-0	.000	0-0	.000	0	0	0	0.5	0	0	0	0	0	0	1.4	
WAKE FOREST	2/21/18		dnp	-	-	-	-	-	-	-	-	-	-	-	-	-	-	-	-	-	
VIRGINIA	2/24/18	*	5	0-2	.000	0-1	.000	1-2	.500	0	1	1	0.5	0	0	0	0	0	1	1.4	
Totals			1	113	6-31	.194	4-21	.190	11-22	.500	0	10	10	0.5	8	2	7	0	2	27	1.4

Games played: 20  
 Minutes/game: 5.7  
 Points/game: 1.4  
 FG Pct: 19.4  
 3FG Pct: 19.0

Rebounds/game: 0.5  
 Assists/game: 0.1  
 Turnovers/game: 0.4  
 Assist/turnover ratio: 0.3  
 Steals/game: 0.1

## CAREER HIGHS

	2017-18	Career
Points	19, at Sacred Heart, 12/12/15	23
FG	7, vs. Penn, 11/29/15	7
FGA	16, vs. Boston University, 2/6/16	4
3FG	6, at Sacred Heart, 12/12/15	7
3FGA	11, at Sacred Heart, 12/12/15	6
FT	7, at George Washington, 11/13/15	28
FTA	9, at Navy, 3/1/16	5
Rebounds	9, vs. Colgate, 2/27/16	
Off. Rebounds	1, 18x; last vs. Boston University, 2/6/16	
Def. Rebounds	9, vs. Colgate, 2/27/16	
Assists	5, at Loyola (Md.), 1/30/16	
Steals	2, 6x; last at Navy, 3/1/16	
Blocks	7, 7x; last vs. Fairleigh Dickenson, 12/9/15	
Minutes	33, 3x; last vs. Fairleigh Dickenson, 12/9/15	



# ZACH SMITH | #35

R-SR-2L • G • 6-3 • 200 • Smethport, Pa. • Smethport / Pitt-Bradford

## CAREER STATISTICS

Season	gp-gs	min/avg	Total		3-Point		F-Throws		Rebounds				Scoring							
			fg-fga	pct	fg-fga	pct	ft-fga	pct	off	def	tot	avg	pts	avg						
2016-17	8-0	15/1.9	0-5	.000	0-5	.000	0-0	.000	1	1	2	0.3	1	0	0	1	0	0	0	0.0
2017-18	8-1	11/1.4	0-3	.000	0-3	.000	0-0	.000	0	1	1	0.1	1	0	1	0	0	0	0	0.0
TOTAL	16-1	26/1.6	0-8	.000	0-8	.000	0-0	.000	1	2	3	0.2	2	0	1	1	0	0	0	0.0

## 2017-18 GAME-BY-GAME

Opponent	Date	gs	min	Total		3-Pointers		Free throws		Rebounds				pf	a	t/o	blk	stl	pts	avg
				fg-fga	pct	3fg-fga	pct	ft-fga	pct	off	def	tot	avg							
at Navy	11/10/17		dnp	-	-	-	-	-	-	-	-	-	-	-	-	-	-	-	-	-
MONTANA	11/13/17		dnp	-	-	-	-	-	-	-	-	-	-	-	-	-	-	-	-	-
UC SANTA BARBARA	11/15/17		dnp	-	-	-	-	-	-	-	-	-	-	-	-	-	-	-	-	-
vs Penn State	11/20/17		dnp	-	-	-	-	-	-	-	-	-	-	-	-	-	-	-	-	-
vs Oklahoma State	11/21/17		dnp	-	-	-	-	-	-	-	-	-	-	-	-	-	-	-	-	-
LEHIGH	11/25/17		dnp	-	-	-	-	-	-	-	-	-	-	-	-	-	-	-	-	-
HIGH POINT	11/28/17	1		0-0	.000	0-0	.000	0-0	.000	0	0	0	0.0	0	0	0	0	0	0	0.0
vs Duquesne	12/01/17		dnp	-	-	-	-	-	-	-	-	-	-	-	-	-	-	-	-	-
MOUNT ST. MARY'S	12/5/17		dnp	-	-	-	-	-	-	-	-	-	-	-	-	-	-	-	-	-
WEST VIRGINIA	12/9/17		dnp	-	-	-	-	-	-	-	-	-	-	-	-	-	-	-	-	-
MCNEESE	12/16/17	2		0-0	.000	0-0	.000	0-0	.000	0	1	1	0.5	0	0	0	0	0	0	0.0
DELAWARE STATE	12/19/17		dnp	-	-	-	-	-	-	-	-	-	-	-	-	-	-	-	-	-
TOWSON	12/22/17		dnp	-	-	-	-	-	-	-	-	-	-	-	-	-	-	-	-	-
MIAMI	12/30/17	1		0-0	.000	0-0	.000	0-0	.000	0	0	0	0.3	0	0	0	0	0	0	0.0
at Louisville	1/2/18		dnp	-	-	-	-	-	-	-	-	-	-	-	-	-	-	-	-	-
at Virginia Tech	01/06/18		dnp	-	-	-	-	-	-	-	-	-	-	-	-	-	-	-	-	-
DUKE	1/10/18	1		0-1	.000	0-1	.000	0-0	.000	0	0	0	0.3	0	0	0	0	0	0	0.0
GEORGIA TECH	1/13/18		dnp	-	-	-	-	-	-	-	-	-	-	-	-	-	-	-	-	-
at Syracuse	1/16/18		dnp	-	-	-	-	-	-	-	-	-	-	-	-	-	-	-	-	-
at Duke	01/20/18		dnp	-	-	-	-	-	-	-	-	-	-	-	-	-	-	-	-	-
NC STATE	1/24/18		dnp	-	-	-	-	-	-	-	-	-	-	-	-	-	-	-	-	-
SYRACUSE	1/27/18		dnp	-	-	-	-	-	-	-	-	-	-	-	-	-	-	-	-	-
at Miami	01/31/18		dnp	-	-	-	-	-	-	-	-	-	-	-	-	-	-	-	-	-
at North Carolina	02/03/18	1		0-1	.000	0-1	.000	0-0	.000	0	0	0	0.2	0	0	0	0	0	0	0.0
at Clemson	02/08/18	0		0-0	.000	0-0	.000	0-0	.000	0	0	0	0.2	0	0	0	0	0	0	0.0
LOUISVILLE	2/11/18		dnp	-	-	-	-	-	-	-	-	-	-	-	-	-	-	-	-	-
BOSTON COLLEGE	2/13/18	1		0-0	.000	0-0	.000	0-0	.000	0	0	0	0.1	1	1	0	0	0	0	0.0
at Florida State	02/18/18		dnp	-	-	-	-	-	-	-	-	-	-	-	-	-	-	-	-	-
WAKE FOREST	2/21/18		dnp	-	-	-	-	-	-	-	-	-	-	-	-	-	-	-	-	-
VIRGINIA	2/24/18	*	4	0-1	.000	0-1	.000	0-0	.000	0	0	0	0.1	0	0	0	0	0	0	0.0

## CAREER HIGHS

	2017-18	Career
Points	-	-
FG	-	-
FGA	2, vs. Louisville, 1/24/17	-
3FG	-	-
3FGA	2, vs. Louisville, 1/24/17	-
FT	-	-
FTA	-	-
Rebounds	2, vs. Louisville, 1/24/17	-
Off. Rebounds	1, vs. Louisville, 1/24/17	-
Def. Rebounds	1, 2x; last vs. McNeese State, 12/16/17	-
Assists	1, vs. Boston College, 2/13/18	-
Steals	-	-
Blocks	-	-
Minutes	6, vs. Louisville, 1/24/17	-



# PEACE ILEGOMAH | #42

FR-HS • C • 6-9 • 235 • Benin City, Nigeria • CBD Montverde [Fla.]

## CAREER STATISTICS

Season	gp-gs	min/avg	Total		3-Point		F-Throws		Rebounds				Scoring							
			fg-fga	pct	fg-fga	pct	ft-fa	pct	off	def	tot	avg	pf	fo	ast	to	blk	stl	pts	avg
2017-18	23-2	133/5.8	5-9	.556	0-0	.000	6-12	.500	7	15	22	1.0	44	1	3	11	8	2	16	0.7
TOTAL	23-2	133/5.8	5-9	.556	0-0	.000	6-12	.500	7	15	22	1.0	44	1	3	11	8	2	16	0.7

## 2017-18 GAME-BY-GAME

Opponent	Date	gs	min	Total		3-Pointers		Free throws		Rebounds				pf	a	t/o	blk	stl	pts	avg
				fg-fga	pct	3fg-fga	pct	ft-fa	pct	off	def	tot	avg							
at Navy	11/10/17		dnp	-	-	-	-	-	-	-	-	-	-	-	-	-	-	-	-	-
MONTANA	11/13/17		dnp	-	-	-	-	-	-	-	-	-	-	-	-	-	-	-	-	-
UC SANTA BARBARA	11/15/17	4		0-0	.000	0-0	.000	0-0	.000	0	0	0	0.0	1	0	3	0	0	0	0.0
vs Penn State	11/20/17	8		0-0	.000	0-0	.000	2-2	1.000	2	2	4	2.0	4	0	1	0	0	2	1.0
vs Oklahoma State	11/21/17	1		0-0	.000	0-0	.000	0-0	.000	0	0	0	1.3	0	0	0	0	0	0	0.7
LEHIGH	11/25/17		dnp	-	-	-	-	-	-	-	-	-	-	-	-	-	-	-	-	-
HIGH POINT	11/28/17	2		0-0	.000	0-0	.000	0-2	.000	1	1	2	1.5	2	0	1	0	1	0	0.5
vs Duquesne	12/01/17		dnp	-	-	-	-	-	-	-	-	-	-	-	-	-	-	-	-	-
MOUNT ST. MARY'S	12/5/17		dnp	-	-	-	-	-	-	-	-	-	-	-	-	-	-	-	-	-
WEST VIRGINIA	12/9/17	5		0-1	.000	0-0	.000	0-0	.000	1	1	2	1.6	1	0	0	0	0	0	0.4
MCNEESE	12/16/17	16		1-1	1.000	0-0	.000	1-2	.500	0	2	2	1.7	4	1	2	3	0	3	0.8
DELAWARE STATE	12/19/17	14		1-1	1.000	0-0	.000	0-0	.000	0	2	2	1.7	2	0	1	0	0	2	1.0
TOWSON	12/22/17	*	12	1-1	1.000	0-0	.000	0-0	.000	0	0	0	1.5	3	0	1	3	0	2	1.1
MIAMI	12/30/17	5		0-0	.000	0-0	.000	0-0	.000	0	0	0	1.3	0	0	0	0	0	0	1.0
at Louisville	1/2/18	2		0-0	.000	0-0	.000	0-0	.000	0	0	0	1.2	3	0	0	0	0	0	0.9
at Virginia Tech	01/06/18	10		0-0	.000	0-0	.000	0-0	.000	1	1	2	1.3	4	1	1	0	0	0	0.8
DUKE	1/10/18	*	6	0-0	.000	0-0	.000	1-2	.500	0	0	0	1.2	2	0	0	0	0	1	0.8
GEORGIA TECH	1/13/18	7		0-1	.000	0-0	.000	0-0	.000	0	1	1	1.2	5	0	0	1	0	0	0.8
at Syracuse	1/16/18		dnp	-	-	-	-	-	-	-	-	-	-	-	-	-	-	-	-	-
at Duke	01/20/18	4		0-0	.000	0-0	.000	0-0	.000	0	0	0	1.1	3	0	0	0	0	0	0.7
NC STATE	1/24/18	11		1-1	1.000	0-0	.000	2-2	1.000	0	2	2	1.1	1	1	0	0	0	4	0.9
SYRACUSE	1/27/18	2		0-0	.000	0-0	.000	0-0	.000	0	0	0	1.1	1	0	0	0	0	0	0.9
at Miami	01/31/18	5		0-0	.000	0-0	.000	0-0	.000	0	2	2	1.1	0	0	0	0	1	0	0.8
at North Carolina	02/03/18	6		0-1	.000	0-0	.000	0-0	.000	1	0	1	1.1	3	0	0	0	0	0	0.8
at Clemson	02/08/18	3		0-0	.000	0-0	.000	0-2	.000	0	1	1	1.1	0	0	0	0	0	0	0.7
LOUISVILLE	2/11/18	5		1-2	.500	0-0	.000	0-0	.000	1	0	1	1.1	0	0	0	0	0	2	0.8
BOSTON COLLEGE	2/13/18		dnp	-	-	-	-	-	-	-	-	-	-	-	-	-	-	-	-	-
at Florida State	02/18/18	2		0-0	.000	0-0	.000	0-0	.000	0	0	0	1.0	2	0	0	0	0	0	0.8
WAKE FOREST	2/21/18	1		0-0	.000	0-0	.000	0-0	.000	0	0	0	1.0	0	0	0	0	0	0	0.7
VIRGINIA	2/24/18	2		0-0	.000	0-0	.000	0-0	.000	0	0	0	1.0	3	0	1	1	0	0	0.7
Totals		2	133	5-9	.556	0-0	.000	6-12	.500	7	15	22	1.0	44	3	11	8	2	16	0.7

Games played: 23  
Minutes/game: 5.8

Rebounds/game: 1.0  
Assists/game: 0.1

## CAREER HIGHS

	2017-18	Career
Points	4, vs. NC State, 1/24/18	-
FG	1, 5x; last vs. Louisville, 2/11/18	-
FGA	2, vs. Louisville, 2/11/18	-
3FG	-	-
3FGA	-	-
FT	2, 2x; last vs. NC State, 1/24/18	-
FTA	2, 5x; last at Clemson, 2/8/18	-
Rebounds	4, vs. Penn State, 11/20/17	-
Off. Rebounds	2, vs. Penn State, 11/20/17	-
Def. Rebounds	2, 5x; last at Miami, 1/31/18	-
Assists	1, 3x; last vs. NC State, 1/24/18	-
Steals	1, 2x; last at Miami, 1/31/18	-
Blocks	3, 2x; last vs. Towson, 12/22/17	-
Minutes	16, vs. McNeese State, 12/16/17	-





# KEVIN STALLINGS | PURDUE '82

Head Coach • Second Season at Pitt (25th overall)

Overall Record: 479-322

Conference Record: 217-206

Kevin Stallings was announced as the 15th head coach in Pitt men's basketball history March 28, 2016 after spending the previous 17 seasons at Vanderbilt. Stallings is in his 25th season as a head coach with an impressive 479-322 record overall.

Stallings' success comes as no surprise to players and coaches alike as his competitiveness, passion, intensity, work ethic, preparation and personality are driving forces behind his career.

In fact, success has followed Stallings throughout his career as a player at Purdue, an assistant at Purdue and Kansas and at previous head coaching positions at Illinois State and Vanderbilt. During his 37 years in college basketball, Stallings has been a part of 25 seasons with 20-or-more victories and a basketball season that concluded during postseason play 30 times.

As a head coach, Stallings has quietly put together an impressive resume that includes:

- 479 wins, including 217 conference victories
- 12 seasons with 20 or more wins
- 16 postseason appearances, including nine NCAA Tournament bids
- 10 NBA Draft picks, including two first round selections in the 2012 and 2016 drafts
- Five All-America selections
- Five Academic All-America award winners
- 46 all-conference selections
- 64 academic all-conference performers
- Four conference Player of the Year selections
- Three conference Coach of the Year honors
- Three conference tournament championships, including the 2012 SEC Championship

## STALLINGS' RECORD WHEN...

	2017-18	Pitt	Total
Overall	8-22	24-39	479-322
Home	7-11	18-17	317-102
Road	0-9	2-17	107-174
Neutral	1-2	4-5	55-46
Conf. Regular Season	0-17	4-31	217-206
Home	0-9	3-15	138-74
Road	0-8	1-16	79-132
Conference Tournament	-	1-1	24-21
NCAA Tournament	-	-	5-9
NIT	-	-	7-7
Regular Season Non-Con	8-5	19-7	223-79
Home	7-2	15-2	167-24
Road	0-1	1-1	26-35
Neutral	1-2	3-4	30-20
Shoots 60% or better	-	1-0	24-0
Shoots 50% or better	3-2	11-4	200-24
Shoots under 30%	0-2	0-3	1-11
Holds Opp. to less than 50%	8-13	23-25	438-209
Holds Opp. to less than 40%	5-3	9-4	240-46
Holds Opp. to less than 30%	1-0	1-0	26-0
Outreounds Opp.	4-2	17-7	284-81
20 or more assists	1-0	6-0	118-12
7 or more 3FG	8-13	20-22	313-153
More made FTs than Opp.	5-5	20-17	340-94
Overtime Games	1-1	3-2	21-22
Double-overtime games	-	1-0	5-1
vs. Ranked Opponents (AP)	0-7	2-15	37-85
vs. Unranked Opponents	8-15	22-24	442-236
In November	3-4	9-5	92-30
In December	5-2	10-4	118-47
In January	0-9	1-16	105-103
In February	0-7	3-12	115-83
In March	-	1-2	49-58
Scores 59 points or less	0-13	0-19	19-94
Scores 60+ points	8-9	24-20	460-228
Scores 70+ points	7-2	22-6	368-94
Scores 80+ points	2-0	13-1	190-15
Scores 90+ points	-	4-0	62-0
Scores 100+ points	-	1-0	12-0

## YEAR-BY-YEAR WITH KEVIN STALLINGS

Year	Overall		Conference		Con. Tourn.		NCAA		NIT		RS Non-Conf.		Home		Road		Neutral		vs. Top-25	
	W-L	Pct.	W-L	Pct.	W-L	Pct.	W-L	Pct.	W-L	Pct.	W-L	Pct.	W-L	Pct.	W-L	Pct.	W-L	Pct.	W-L	Pct.
<b>Illinois State</b>																				
1993-94	16-11	.593	12-6	.667	0-1	.000	-	-	-	-	4-4	.500	11-2	.846	4-9	.308	1-0	.000	-	-
1994-95	20-13	.606	13-5	.722	1-1	.500	-	-	1-1	.500	5-6	.462	13-4	.764	6-8	.429	1-1	.500	-	-
1995-96	22-12	.647	11-5	.688	1-1	.500	-	-	2-1	.667	6-5	.545	11-5	.688	9-6	.600	2-1	.667	0-1	.000
1996-97	24-6	.800	14-4	.778	3-0	1.000	0-1	.000	-	-	7-1	.875	14-1	.933	9-4	.692	1-1	.500	0-1	.000
1997-98	25-6	.806	16-2	.889	3-0	1.000	1-1	.500	-	-	5-3	.625	14-1	.933	9-4	.692	2-1	.667	0-1	.000
1998-99	16-15	.516	7-11	.389	1-1	.500	-	-	-	-	8-3	.727	11-7	.611	2-8	.200	3-0	1.000	0-1	.000
<b>Vanderbilt</b>																				
1999-2000	19-11	.633	8-8	.500	1-1	.500	-	-	0-1	.000	10-1	.909	14-3	.824	4-7	.364	1-1	.500	4-4	.500
2000-01	15-15	.500	4-12	.333	0-1	.000	-	-	-	-	11-2	.846	12-7	.632	3-7	.300	0-1	.000	2-6	.250
2001-02	17-15	.531	6-10	.375	0-1	.000	-	-	0-1	.000	10-3	.769	13-4	.765	2-9	.182	2-2	.500	3-3	.500
2002-03	11-18	.379	3-13	.188	1-1	.500	-	-	-	-	7-4	.636	10-6	.625	0-11	.000	1-1	.500	2-10	.167
2003-04	23-10	.697	8-8	.500	2-1	.667	2-1	.667	-	-	11-0	1.000	15-2	.882	4-6	.400	4-2	.667	4-5	.444
2004-05	20-14	.588	8-8	.500	0-1	.000	-	-	2-1	.667	10-4	.714	17-2	.894	2-8	.200	1-4	.200	1-2	.333
2005-06	17-13	.567	7-9	.438	1-1	.500	-	-	0-1	.000	9-2	.818	9-6	.600	7-5	.583	1-2	.333	0-6	.000
2006-07	22-12	.647	10-6	.625	0-1	.000	2-1	.667	-	-	10-4	.714	14-3	.824	4-6	.400	4-3	.571	6-2	.750
2007-08	26-8	.765	10-6	.625	1-1	.500	0-1	.000	-	-	15-0	1.000	19-0	1.000	4-6	.400	3-2	.600	1-2	.333
2008-09	19-12	.613	8-8	.500	0-1	.000	-	-	-	-	11-3	.786	13-4	.765	3-7	.300	3-1	.750	1-1	.500
2009-10	24-9	.727	12-4	.667	1-1	.500	0-1	.000	-	-	11-3	.786	14-2	.875	7-3	.700	3-4	.429	2-2	.500
2010-11	23-11	.676	9-7	.563	2-1	.667	0-1	.000	-	-	12-2	.857	14-3	.824	5-5	.500	4-3	.571	4-4	.500
2011-12	25-11	.694	10-6	.625	3-0	1.000	0-1	.000	-	-	11-4	.733	13-5	.722	6-5	.545	6-1	.857	3-6	.333
2012-13	16-17	.485	8-10	.444	2-1	.667	-	-	-	-	6-6	.500	9-6	.600	4-8	.333	3-3	.500	0-3	.000
2013-14	15-16	.484	7-11	.389	0-1	.000	-	-	-	-	8-4	.667	10-6	.625	3-8	.273	2-2	.500	0-2	.000
2014-15	21-14	.600	9-9	.500	0-1	.000	-	-	2-1	.667	10-3	.769	15-4	.789	5-8	.385	1-2	.333	0-2	.000
2015-16	19-14	.576	11-7	.611	0-1	.000	0-1	.000	-	-	8-5	.615	14-2	.875	3-9	.250	2-3	.400	2-6	.250
<b>Pittsburgh</b>																				
2016-17	16-17	.485	4-14	.222	1-1	.500	-	-	-	-	11-2	.846	11-6	.647	2-8	.200	3-3	.500	2-8	.200
2017-18	8-22	.267	0-17	.000	-	-	-	-	-	-	8-5	.615	7-11	.389	0-9	.000	1-2	.333	0-7	.000
<b>Career</b>	<b>479-322</b>	<b>.598</b>	<b>217-206</b>	<b>.513</b>	<b>24-21</b>	<b>.533</b>	<b>5-9</b>	<b>.357</b>	<b>7-7</b>	<b>.500</b>	<b>222-79</b>	<b>.738</b>	<b>317-102</b>	<b>.757</b>	<b>107-174</b>	<b>.381</b>	<b>55-46</b>	<b>.545</b>	<b>37-85</b>	<b>.303</b>

# 2017-18 PITT BASKETBALL CHARTS

Overall Record: 8-22 (Home: 7-11; Road: 0-9; Neutral: 1-2)

ACC Record: 0-17 (Home: 0-9; Road: 0-8)

Date	Opponent	Result	Pitt High Scorer	Opponent High Scorer	Pitt High Rebounder	Opponent High Rebounder	Pitt High Assists	Att.
<u>Veterans Classic</u>								
N. 10	at Navy	L, 71-62	Wilson-Frame (20)	Dulin (18)	Stevenson (9)	Anderson (9)	Luther & Carr (4)	3,238
<u>LEGENDS CLASSIC</u>								
N. 13	MONTANA	L, 83-78	STEVENSON (19)	OGUINE (29)	LUTHER (11)	KRSLOVIC (9)	STEVENSON & CARR (3)	3,102
N. 15	UC-SANTA BARBARA	W, 70-62	WILSON-FRAME & MILLIGAN (14)	KING (22)	LUTHER (10)	CANTY (11)	MILLIGAN & BROWN (3)	2,685
N. 20	+ vs. Penn State	L, 85-54	Wilson-Frame (17)	Carr (16)	Luther (9)	Stevens (8)	Stevenson (3)	5,904
N. 21	+ vs. Oklahoma State	L, 73-67	Stevenson (16)	Carroll (29)	Luther (8)	Carroll & McGriff (9)	Carr (10)	5,081
N. 25	LEHIGH	W, 80-68	LUTHER (18)	KARNIK & LEUFROY (14)	LUTHER (10)	KARNIK (10)	CARR & CHUKWUKA (5)	3,317
N. 28	HIGH POINT	W, 71-63	CARR (19)	FOX (20)	LUTHER (8)	MUTTS & KAMGA (5)	LUTHER (5)	2,399
<u>City Game presented by GNC</u>								
D. 1	< vs. Duquesne	W, 76-64	Luther (16)	Lewis II (20)	Luther (9)	Williams Jr. & Taylor (8)	Carr (5)	10,118
D. 5	MOUNT ST. MARY'S	W, 82-78	CARR (23)	ROBINSON (24)	LUTHER (16)	CAREY (7)	LUTHER (3)	2,333
<u>BACKYARD BRAWL PRESENTED BY EOT CORPORATION</u>								
D. 9	[-/18] WEST VIRGINIA	L, 69-60	LUTHER (13)	CARTER (19)	LUTHER (12)	WEST (8)	CARR (4)	7,748
D. 16	MCNEESE STATE	W, 72-51	WILSON-FRAME (19)	HARVEY (17)	STEVENSON & PARKER (8)	WILSON (10)	CARR (6)	2,830
D. 19	DELAWARE STATE	W, 74-68	WILSON-FRAME & MILLIGAN (13)	WALLER (17)	STEVENSON (7)	OKOLUE (12)	THREE WITH (3)	2,372
D. 22	TOWSON	W, 63-59	STEWART (13)	MARTIN (20)	WILSON-FRAME (9)	GORHAM (8)	CARR (6)	3,126
D. 30	[-/15] MIAMI [FLA.] *	L, 67-53	STEVENSON (16)	LAWRENCE (12)	BROWN & STEVENSON (4)	HUELL (7)	CARR (5)	5,307
J. 2	at Louisville *	L, 77-51	Stewart (12)	Snider (19)	Stewart & Stevenson (6)	Sutton (8)	Three with (2)	16,461
J. 6	at Virginia Tech *	L, 81-67	Wilson-Frame (20)	Blackshear Jr. (31)	Stevenson (9)	Clarke (7)	Carr & Stewart (4)	5,478
J. 10	[-/7] DUKE *	L, 87-52	WILSON-FRAME (17)	BAGLEY (16)	FIVE WITH (4)	BAGLEY (15)	CARR (3)	9,180
J. 13	GEORGIA TECH *	L, 69-54	THREE WITH (9)	GUEYE (16)	STEVENSON (5)	LAMMERS (16)	CARR (3)	3,544
J. 16	at Syracuse *	L, 59-45	Stewart (23)	Howard (18)	Brown & Davis (6)	Chukwu (8)	Carr (4)	21,259
J. 20	[-/5] at Duke *	L, 81-54	Stewart (15)	Carter, Jr. (21)	Chukwuka (8)	Carter, Jr. (8)	Three with (2)	9,314#
J. 24	NC STATE *	L, 72-68	WILSON-FRAME (22)	YURTSEVEN (16)	STEVENSON & DAVIS (6)	DORN (9)	WILSON-FRAME (4)	2,566
J. 27	SYRACUSE *	L, 60-55	WILSON-FRAME (18)	SIDIBE (18)	WILSON-FRAME (13)	SIDIBE (16)	CARR (12)	7,033
J. 31	at Miami [Fla.] *	L, 57-69	Wilson-Frame (17)	Walker (16)	Davis (7)	Lawrence (10)	Carr (7)	7,169
F. 3	[-/19] at North Carolina *	L, 65-96	Carr (22)	Maye (26)	Stewart (10)	Pinson (13)	Carr (5)	20,381
F. 8	[-/16] at Clemson *	L, 72-48	Brown (19)	DeVoe (25)	Brown (8)	Thomas (11)	Carr (4)	7,573
F. 11	LOUISVILLE *	L, 94-60	STEVENSON (15)	THREE WITH (14)	BROWN (6)	THREE WITH (6)	CARR & WILSON-FRAME (3)	4,772
F. 13	BOSTON COLLEGE *	L, 81-58	STEWART (16)	ROBINSON (27)	WILSON-FRAME & DAVIS (5)	POPOVIC (14)	CARR (5)	2,835
F. 18	at Florida State *	L, 88-75	Wilson-Frame & Stevenson (17)	Savoy (18)	Stevenson (5)	Cofer & Kabengele (6)	Milligan (5)	9,123
F. 21	WAKE FOREST *	L, 63-57	CARR & WILSON-FRAME (11)	CRAWFORD (14)	STEWART (7)	MOORE (9)	CARR & WILSON-FRAME (4)	2,420
F. 24	[-/1] VIRGINIA *	L, 66-37	STEWART (12)	HUNTER (14)	BROWN & STEWART (4)	HUNTER (10)	WILSON-FRAME (3)	6,534
F. 28	at Notre Dame *							

ACC Tournament presented by New York Life

M. 6-10 + TBD

Home games in **BOLDFACE CAPS**

\* - indicates Atlantic Coast Conference game

[ ] - denotes Pitt/opponent AP ranking at time of game

+ Barclays Center - Brooklyn, N.Y.

< PPG Paints Arena - Pittsburgh, Pa.

^ Barclays Center - Brooklyn, N.Y. - New York Life ACC Tournament

All game times are Eastern Time Zone

• Overtimes

## ► 2017-18 ATTENDANCE FIGURES

Site	Games	Total	Average
Home	18	74,103	4,117
Away	9	99,996	11,110
Neutral	3	21,103	7,034
<b>Totals</b>	<b>30</b>	<b>195,202</b>	<b>6,507</b>

## ► PITT BY THE NUMBERS

Seasons of Men's Basketball	111th
Total Games	2,756
All-time record	1,607-1,149
All-time ACC record (regular season only)	32-57 (5th season)
NCAA Tournament Appearances	26 (last in 2016)
NIT Appearances	9 (last in 2015)
20+ Win Seasons	22 (last in 2016)
30+ Win Seasons	2 (last in 2004)
Overtime Games	105 (57-48)
Pitt 100-Point Games	43 (43-0)
Consecutive games holding opponents under .500 shooting	0
Consecutive games holding opponents under 100 points	43
Consecutive games scoring at least 70 points	0

# TEAM HIGHS/LOWS

		PITT	OPPONENT
Points 1st Half	High Low	44 vs. Delaware State (12/19/17) 7 vs. Virginia (2/24/18)	50 by Duke (1/10/18) 19 by McNeese State (12/16/17)
Points 2nd Half	High Low	48, 2x; last vs. McNeese State (12/16/17) 23 at Syracuse (1/16/18)	51 by North Carolina (2/3/18) 24 by UC Santa Barbara (11/15/17)
Total Points	High Low	82 vs. Mount St. Mary's (12/5/17) 37 vs. Virginia (2/24/18)	96 by North Carolina (2/3/18) 51 by McNeese State (12/16/17)
FG Made	High Low	30, vs. Duquesne (12/1/17) 11 vs. Virginia (2/24/18)	36 by North Carolina (2/3/18) 17 by McNeese State (12/16/17)
FG Attempted	High Low	65 vs. Syracuse (1/27/18) 40, 2x; last at Syracuse (1/16/18)	71 by NC State (1/24/18) 47 by Florida State (2/18/18)
FG Percentage	High Low	.550 [22-of-40] vs. High Point (11/28/17) .236 [11-of-46] vs. Virginia (2/24/18)	.630 [34-of-54] vs. Louisville (2/11/18) .243 [17-of-70] by McNeese State (12/16/17)
3-Pt. FG Made	High Low	14 vs. McNeese State (12/16/17) 4, 4x; last at Duke (1/20/18)	13 by Mount St. Mary's (12/5/17) 1 by Towson (12/22/17)
3-Pt. FG Att.	High Low	35 vs. Delaware State (12/19/17) 14 vs. Georgia Tech (1/13/18)	35 by NC State (1/24/18) 11 by High Point (11/28/17)
3-Pt. FG Pct.	High Low	.522 [12-of-23] at Florida State (2/18/18) .182 [4-of-22] vs. Duke (1/10/18)	.526 [10-of-19] by Louisville (2/11/18) .067 [1-of-15] by Towson (12/22/17)
FT Made	High Low	23 vs. Mount St. Mary's (12/5/17) 2 vs. McNeese State (12/16/17)	29 by Florida State (2/18/18) 5 by West Virginia (12/9/17)
FT Attempted	High Low	34 vs. Mount St. Mary's (12/5/17) 3 at Miami (1/31/18)	40 by Florida State (2/18/18) 9, 3x; last by Clemson (2/8/18)
FT Percentage	High Low	1.000 [3-of-3] at Miami (1/31/18) .400 [2-of-5] vs. McNeese State (12/16/17)	1.000 [15-of-15] by NC State (1/24/18) .389 [7-of-18] by Duke (1/10/18)
Off. Rebounds	High Low	16, vs. Syracuse (1/27/18) 2 vs. Boston College (2/13/18)	21 by McNeese State (12/16/17) 4, 3x; last by Louisville (2/11/18)
Def. Rebounds	High Low	37 vs. McNeese State (12/16/17) 14 vs. Georgia Tech (1/13/18)	34 by Syracuse (1/27/18) 14 by High Point (11/28/17)
Total Rebounds	High Low	48 vs. Towson (12/22/17) 20 vs. Georgia Tech (1/13/18)	48 by Syracuse (1/27/18) 26 by Virginia Tech (1/6/18)
Assists	High Low	21 vs. Lehigh (11/25/17) 7, 2x; last at Clemson (2/8/18)	29 by North Carolina (2/3/18) 4 by Towson (12/22/17)
Blocked Shots	High Low	9, vs. Syracuse (1/27/18) 0, 2x; last at Virginia Tech (1/6/18)	11 by Syracuse (1/27/17) 0 by Navy (11/10/17)
Steals	High Low	9 vs. Delaware State (12/19/17) 1, 2x; last vs. Louisville (2/11/18)	11, 2x; last by Duke (1/10/18) 3, 5x; last by Virginia (2/24/18)
Turnovers	High Low	22 vs. High Point (11/28/17) 8, 2x; last vs. Wake Forest (2/21/18)	16, 2x; last by Delaware State (12/19/17) 5 by Wake Forest (2/21/18)
Personal Fouls	High Low	31 at Florida State (2/18/18) 11 at Clemson (2/8/18)	25 by West Virginia (12/9/17) 9 by McNeese State (12/16/17)

# Individual Game Highs

	PITT	OPPONENT
Points	23, 2x; last Parker Stewart at Syracuse (1/16/18)	31, Kerry Blackshear, Jr., Virginia Tech (1/6/18)
FG Made	9, Terrell Brown at Clemson (2/8/18)	12, Kerry Blackshear, Jr., Virginia Tech (1/6/18)
FG Attempted	23, Jared Wilson-Frame vs. Syracuse (1/27/18)	22, Michael Oguine, Montana (11/13/17)
3-Pt. FG Made	7, Parker Stewart at Syracuse (1/16/18)	7, Gabe DeVoe, Clemson (2/8/18)
3-Pt. FG Attempted	13, 2x; last Jared Wilson-Frame vs. Syracuse (1/27/18)	14, Braxton Beverly, NC State (1/24/18)
FT Made	8, 2x; last Marcus Carr vs. High Point (11/28/17)	9, 2x; last Brandon Childress, Wake Forest (2/21/18)
FT Attempted	10, 2x; last Shamiel Stevenson vs. Wake Forest (2/21/18)	12, Michael Oguine, Montana (11/13/17)
Rebounds	16, Ryan Luther vs. Mount St. Mary's (12/5/17)	16, 2x; last Bourama Sidibe, Syracuse (1/27/18)
Offensive Rebounds	8, Ryan Luther vs. Mount St. Mary's (12/5/17)	9, Marvin Bagley, Duke (1/10/18)
Defensive Rebounds	9, 2x; last Shamiel Stevenson at Virginia Tech (1/6/18)	13, Bourama Sidibe, Syracuse (1/27/18)
Assists	12, Marcus Carr vs. Syracuse (1/27/18)	12, Markell Johnson, NC State (1/24/18)
Turnovers	7, Marcus Carr vs. Towson (12/22/17)	5, Pinky Wiley, Delaware State (12/19/17)
Blocked Shots	6, Terrell Brown vs. Syracuse (1/27/18)	3, 8x; last Doral Moore, Wake Forest (2/21/18)
Steals	3, 6x; last Khameron Davis vs. Boston College (2/13/18)	5, 2x; last Frank Howard, Syracuse (1/16/18)
Minutes	39, Jared Wilson-Frame vs. Montana (11/13/17)	44, 2x; last Michael Oguine & Ahaad Rorie, Montana (11/13/17)

# PITT PLAYER SEASON / CAREER HIGHS

2017-18	CAREER	2017-18	CAREER
<b>0 - Jared Wilson-Frame</b>		<b>15 - Kene Chukwuka</b>	
Pts 20, 2x; last at Virginia Tech (1/6/18)	same	Pts 9 vs. Duquesne (12/1/17)	same
Rebs 13 vs. Syracuse (1/27/18)	same	Rebs 8 at Duke (1/20/18)	same
Asts 4, 3x; last vs. Wake Forest (2/21/18)	same	Asts 5 vs. Lehigh (11/25/17)	same
Blks 1, 4x; last vs. High Point (11/28/18)	same	Blks 2, 3x; last vs. Syracuse (1/27/18)	same
Stls 3 vs. Syracuse (1/27/18)	same	Stls 3 at Florida State (2/18/18)	same
Mins 39 vs. Montana (11/13/17)	same	Mins 30, 2x; last at Syracuse (1/16/18)	same
<b>1 - Parker Stewart</b>		<b>21 - Terrell Brown</b>	
Pts 23 at Syracuse (1/16/18)	same	Pts 19 at Clemson (2/8/18)	same
Rebs 10 at North Carolina (2/3/18)	same	Rebs 8 at Clemson (2/8/18)	same
Asts 4 at Virginia Tech (1/6/18)	same	Asts 4 vs. McNeese State (12/16/17)	same
Blks 2 vs. Wake Forest (2/21/18)	-	Blks 6 vs. Syracuse (1/27/18)	same
Stls 3 vs. Delaware State (12/19/17)	same	Stls 2 at Syracuse (1/16/18)	same
Mins 38 at Syracuse (1/16/18)	same	Mins 32 at Syracuse (1/16/18)	same
<b>2 - Jonathan Milligan</b>		<b>22 - Anthony Starzynski</b>	
Pts 16 vs. Lehigh (11/25/17)	same	Pts 3 vs. Boston College (2/13/18)	-
Rebs 3 vs. West Virginia (12/9/17)	same	Rebs -	-
Asts 5 at Florida State (2/18/18)	same	Asts -	-
Blks 1 vs. High Point (11/28/17)	1, 2x; last vs. High Point (11/28/17)	Blks -	-
Stls 2 vs. Towson (12/22/17)	same	Stls -	-
Mins 34 vs. High Point (11/28/17)	same	Mins 2 at Clemson (2/8/18)	same
<b>4 - Ryan Luther</b>		<b>23 - Shamiel Stevenson</b>	
Pts 18, 2x; last vs. Lehigh (11/25/17)	20 vs. Rice (12/17/16)	Pts 19 vs. Montana (11/13/17)	same
Rebs 16 vs. Mount St. Mary's (12/5/17)	same	Rebs 9, 3x; last at Virginia Tech (1/6/18)	same
Asts 5 vs. High Point (11/28/17)	same	Asts 3, 3x; last vs. Delaware State (12/19/17)	same
Blks 3 vs. High Point (11/28/17)	3, 3x; last vs. High Point (11/28/15)	Blks 1, 8x; last vs. Virginia (2/24/18)	same
Stls 3, 2x; last vs. Duquesne (12/1/17)	same	Stls 3 at Louisville (1/2/17)	same
Mins 36 at Navy (11/10/17)	same	Mins 38 vs. West Virginia (12/9/17)	same
<b>5 - Marcus Carr</b>		<b>24 - Samson George</b>	
Pts 23 vs. Mount St. Mary's (12/5/17)	same	Pts 4 vs. McNeese State (12/16/17)	same
Rebs 8 vs. Towson (12/22/17)	same	Rebs 3 vs. Duke (1/10/18)	same
Asts 12 vs. Syracuse (1/27/18)	same	Asts 1 vs. Delaware State (12/19/17)	same
Blks 1, 3x; last vs. Delaware State (12/19/17)	same	Blks -	-
Stls 3 vs. Duke (1/10/18)	same	Stls -	-
Mins 38 vs. Mount St. Mary's (12/5/17)	same	Mins 10 vs. Georgia Tech (1/13/18)	same
<b>12 - Joe Mascaro</b>		<b>33 - Monty Boykins</b>	
Pts -	-	Pts 9 vs. Georgia Tech (1/13/18)	19 at Sacred Heart (12/12/15)
Rebs -	-	Rebs 2, 2x; last vs. Delaware State (12/19/17)	9 vs. Colgate (2/27/16)
Asts 1 vs. McNeese State (12/16/17)	same	Asts 2 vs. Delaware State (12/19/17)	5 at Loyola [Md.] (1/30/16)
Blks -	-	Blks -	1, 7x; last vs. Fairleigh Dickenson (12/9/15)
Stls -	-	Stls 1, 2x; last at Louisville (1/2/18)	2, 6x; last at Navy (3/1/16)
Mins 1, 4x; last vs. Virginia (2/24/18)	same	Mins 11 at Louisville (1/2/18)	33, 3x; last vs. Fairleigh Dickenson (12/9/15)
<b>13 - Khameron Davis</b>		*began college career at Lafayette (2013-17)	
Pts 12 vs. Mount St. Mary's (12/5/17)	same	<b>35 - Zach Smith</b>	
Rebs 7 at Miami (1/31/18)	same	Pts -	-
Asts 4 vs. Oklahoma State (11/21/17)	same	Rebs 1 vs. McNeese State (12/16/17)	2 vs. Louisville (1/24/17)
Blks 3, vs. NC State (1/24/18)	same	Asts 1 vs. Boston College (2/13/18)	same
Stls 3, 2x; last vs. Boston College (2/13/18)	same	Blks -	-
Mins 36 vs. Miami [Fla.] (12/30/17)	same	Stls -	-
		Mins 4 vs. Virginia (2/24/18)	6 vs. Louisville (1/24/17)
		<b>42 - Peace Ilegomah</b>	
		Pts 4 vs NC State (1/24/18)	same
		Rebs 4 vs. Penn State (11/20/17)	same
		Asts 1, 3x; last vs. NC State (1/24/18)	same
		Blks 3, 2x; last vs. Towson (12/22/17)	same
		Stls 1, 2x; last at Miami (1/31/18)	same
		Mins 16 vs. McNeese State (12/16/17)	same

# THE LAST TIME IT HAPPENED ...

## ► TEAM

### Pitt Was Ranked (AP Poll)

No. 1	Feb. 23, 2009
Top 5 (2-5)	No. 4 on March 14, 2011
Top 10 (6-10)	No. 6 on Dec. 27, 2010
Top 25 (11-25)	No. 20 on Jan. 11, 2016

### Pitt Played a Ranked Opponent (AP Poll)

No. 1	vs. Virginia on Feb. 24, 2018
Top 5	vs. No. 1 Virginia on Feb. 24, 2018
Top 10	vs. No. 7 Duke on Jan. 10, 2018
Top 25	at No. 16 Clemson on Feb. 8, 2018

### Pitt Defeated a Ranked Opponent (AP Poll)

No. 1	vs. Connecticut (70-60) on March 7, 2009
Top 5	vs. No. 3 Syracuse (74-66) on Jan. 17, 2011
Top 10	vs. No. 8 Notre Dame (76-72) on Jan. 31, 2015
Top 25	vs. No. 17 Florida State (80-66) on Feb. 18, 2017

### Pitt Lost To a Ranked Opponent (AP Poll)

No. 1	vs. Virginia (66-37) on Feb. 24, 2018
Top 5	at No. 5 Duke (81-54) on Jan. 20, 2018
Top 10	vs. No. 7 Duke (87-52) on Jan. 10, 2018
Top 25	at No. 16 Clemson (72-48) on Feb. 8, 2018

### Pitt Faced No. 1 (AP Poll)

Home	vs. Virginia (L, 66-37) on Feb. 24, 2018
Road	at Syracuse (L, 71-63) on Jan. 16, 2012
Neutral	vs. Florida (L, 61-45) on March 22, 2014

### 100 Points by a Team

By Pitt	112, vs. Marshall (12/28/16)
By Opponent	106, Louisville (1/24/17)

### 40+ Point Win

By Pitt	53 [100-43], vs. Central Arkansas (12/6/15)
By Opponent	55 [106-51], vs. Louisville (1/24/17)

### 30-39 Point Win

By Pitt	34 [92-58], vs. Maryland Eastern Shore (1/2/16)
By Opponent	34 [94-60], vs. Louisville (2/11/18)

### 20-29 Point Win

By Pitt	29 [66-37], vs. Virginia (2/24/18)
By Opponent	24 [72-48], at Clemson (2/8/18)

### Overtime Game

Pitt Win	82-78, vs. Mount St. Mary's (12/5/17)
Pitt Loss	83-78, vs. Montana (11/13/17)

### Double Overtime Game

Pitt Win	93-90, vs. Eastern Michigan (11/11/16)
Pitt Loss	95-89, vs. Oklahoma State (12/21/06)

### Triple Overtime Game

Pitt Win	98-95, vs. West Virginia (2/12/10)
Pitt Loss	74-73, at George Washington (1/10/76)

### Won The Game In The Final Seconds

By Pitt	Ashton Gibbs three-point field goal at the buzzer gave Pitt a 73-71 win over Providence March 4, 2010
By Opponent	Steve Vasturia three-point field goal with 2.5 seconds remaining gave Notre Dame a 78-77 win Dec. 31, 2016.

### Five or More Players in Double-Digit Scoring

By Pitt	5, vs. UC Santa Barbara (11/15/17)
By Opponent	5, Florida State (2/18/18)

### Made 40-49 Field Goals

By Pitt	41, vs. Maryland-Eastern Shore (12/18/10)
By Opponent	41, UCLA (2/2/91)

### Made Fewer Than 20 Field Goals

By Pitt	11 vs. Virginia (2/24/18)
By Opponent	19 by Syracuse (1/27/18)

### Had 70-79 Field Goal Attempts

By Pitt	72, vs. Notre Dame (12/31/16)
By Opponent	70, North Carolina (2/3/18)

### Had 80-89 Field Goal Attempts

By Pitt	83, vs. Wake Forest (2/16/16)
By Opponent	89, Villanova (3/4/98)

### Had 90-99 Field Goal Attempts

By Pitt	92, vs. Houston Baptist (11/9/07)
By Opponent	95, West Virginia (1/18/67)

### Had Fewer Than 35 Field Goal Attempts

By Pitt	35, vs. Cincinnati (12/17/13)
By Opponent	34, Notre Dame (3/11/10)

### Shot Over 60 Percent From The Field

By Pitt	.644 [29-of-45], vs. Rice (12/17/15)
By Opponent	.630 [34-of-54], Louisville (2/11/18)

### Shot Over 70 Percent From The Field

By Pitt	.717 [33-of-46], at DePaul (3/9/13)
By Opponent	.700 [42-of-60], Syracuse (2/4/89)

### Shot Less Than 30 Percent From The Field

By Pitt	.277 [18-of-65], vs. Syracuse (1/27/18)
By Opponent	.243 [17-of-70], McNeese State (12/16/17)

### Made 10+ Three-Point Field Goals

By Pitt	10, vs. Wake Forest (2/21/18)
By Opponent	10, Louisville (2/11/18)

### Made 15+ Three-Point Field Goals

By Pitt	16, vs. Notre Dame (1/29/97)
By Opponent	17, Lafayette (1/2/08)

### Made 0 Three-Point Field Goals

By Pitt	at Georgia Tech (3/5/16)
By Opponent	Louisville (2/11/15)

### Had 30+ Three-Point Field Goal Attempts

By Pitt	30, vs. Wake Forest (2/21/18)
By Opponent	35, NC State (1/24/18)

### Shot Over 60 Percent From The Three-Point Line

By Pitt	.619 [13-of-21], vs. Virginia (1/4/17)
By Opponent	.632 [12-of-19], Syracuse (3/14/13)

### Shot Over 70 Percent From The Three-Point Line

By Pitt	.727 [8-of-11], vs. Connecticut (3/10/11)
By Opponent	.700 [7-of-10], Georgetown (1/20/10)

### Shot Over 80 Percent From The Three-Point Line

By Pitt	.833 [5-of-6], vs. Providence (2/11/90)
By Opponent	-

### Shot Less Than 20 Percent From Three-Point Line

By Pitt	.182 [4-of-22] vs. Duke (1/10/18)
By Opponent	.200 [3-of-15], Georgia Tech (1/13/18)

### Made 30-39 Free Throws

By Pitt	35, vs. Eastern Michigan (11/11/16)
By Opponent	33, Wichita State (3/21/13)

### Made 40+ Free Throws

By Pitt	42, vs. Oklahoma (1/15/89)
By Opponent	42, St. John's (3/9/95)

### Made 5 Or Fewer Free Throws

By Pitt	3, at Miami (1/31/18)
By Opponent	5, West Virginia (12/9/17)

### Had 40-49 Free Throw Attempts

By Pitt	45, vs. Eastern Michigan (11/11/16)
By Opponent	40, Florida State (2/18/18)

### Had 50+ Free Throw Attempts

By Pitt	50, vs. Seton Hall (2/8/97)
By Opponent	-

### Shot Over 90 Percent From The Foul Line

By Pitt	1.000 [3-of-3], at Miami (1/31/18)
By Opponent	1.000 [15-of-15] NC State (1/24/18)

### Shot 100 Percent From The Foul Line

By Pitt	3-of-3, at Miami (1/31/18)
By Opponent	15-of-15, NC State (1/24/18)

### Had 50-59 Rebounds

By Pitt	50, vs. Gardner-Webb (11/14/16)
By Opponent	51, Rutgers (1/11/12)

### Had 60+ Rebounds

By Pitt	60, vs. VMI (12/6/11)
By Opponent	74, West Virginia (2/12/64)

### Five Players Fouled Out

By Pitt	vs. Villanova (2/7/86)
By Opponent	Seton Hall (2/9/85)

### Had 20-29 Assists

By Pitt	21, vs. Lehigh (11/25/17)
By Opponent	23, Louisville (2/11/18)

### Had 30+ Assists

By Pitt	30, vs. Virginia Tech (1/31/16)
By Opponent	31, UCLA (2/2/91)

### Had 10+ Blocked Shots

By Pitt	11, vs. Saint Joseph's College (11/17/15)
By Opponent	11, Syracuse (1/27/18)

### Had 15+ Steals

By Pitt	16, vs. Duquesne (12/3/08)
By Opponent	16, Boston College (3/10/01)

### Had 20+ Turnovers

By Pitt	20, vs. Boston College (2/13/18)
By Opponent	20, Virginia Tech (1/31/16)

### Had 30+ Turnovers

By Pitt	30, at Navy (11/26/99)
By Opponent	31, Carnegie Mellon (12/16/96)

### Committed 10 Or Fewer Turnovers

By Pitt	9, vs. Virginia (2/24/18)
By Opponent	8, Virginia (2/24/18)

# THE LAST TIME IT HAPPENED ...

## ► INDIVIDUAL

### 30-39 Points by a Player

By Pitt 30, Jamel Artis vs. Marshall (12/28/16)  
30, Michael Young vs. Marshall (12/28/16)  
By Opp. 31, Kerry Blackshear, Jr., Virginia Tech (1/6/18)

### 40+ Points by a Player

By Pitt 43, Jamel Artis at Louisville (1/11/17)  
By Opp. 41, T.J. Warren, NC State (3/3/14)

### Two Players Scored 30 or More Points

By Pitt Jamel Artis (30) and Michael Young (30)  
vs. Marshall (12/28/16)  
By Opp. Kenny Anderson (32) and Dennis Scott (30),  
Georgia Tech (12/28/89)

### Two Players Scored 20 or More Points

By Pitt Jamel Artis (25) and Michael Young (25)  
vs. Notre Dame (12/31/16)  
By Opp. Wendall Carter, Jr. (21) and Marvin Bagley III (20),  
Duke (1/20/18)

### Three Players Scored 20 or More Points

By Pitt Jamel Artis (30), Michael Young (30)  
and Sheldon Jeter (21) vs. Marshall (12/28/16)  
By Opp. CJ Burks (25), Stevie Browning (22) and  
Ryan Taylor (22), Marshall (12/28/16)

### 10+ Field Goals Made by a Player

By Pitt 12, Sheldon Jeter vs. Florida State (2/18/17)  
By Opp. 11, Jerome Robinson, Boston College (2/13/18)

### 15+ Field Goals Made by a Player

By Pitt 15, Jamel Artis at Louisville (1/11/17)  
By Opp. 16, T.J. Warren, NC State (3/3/14)

### 20-29 Field Goal Attempts by a Player

By Pitt 23, Jared Wilson-Frame, Syracuse (1/27/18)  
By Opp. 21, Junior Robinson, Mount St. Mary's (12/5/17)

### Player Shot 1.000 With 5+ Field Goal Attempts

By Pitt 5-of-5, Khameron Davis vs. Mount St. Mary's (12/5/17)  
By Opp. 6-of-6, Mike Watkins, Penn State (11/20/17)

### Player Shot .800 With 10+ Field Goal Attempts

By Pitt 12-of-14 [.857], Sheldon Jeter vs. Florida State (2/18/17)  
By Opp. 9-fo-10 [.900] Wendall Carter, Jr., Duke (1/20/18)

### Player Shot .900 With 10+ Field Goal Attempts

By Pitt 9-of-10 [.900], Talib Zanna at Clemson (1/21/14)  
By Opp. 9-fo-10 [.900] Wendall Carter, Jr., Duke (1/20/18)

### 5+ 3pt Field Goals Made by a Player

By Pitt 5, Jared Wilson-Frame at Miami (1/31/18)  
By Opp. 5, PJ Savoy, Florida State (2/18/18)

### 10+ 3pt Field Goal Attempts by a Player

By Pitt 11, Jared Wilson-Frame, at Miami (1/31/18)  
11, Parker Stewart, at Miami (1/31/18)  
By Opp. 12, Jordan Chatman, Boston College (2/13/18)

### Player Shot .800 With 5+ 3pt Field Goal Attempts

By Pitt .800 [4-of-5], Sheldon Jeter vs. Florida State (2/18/17)  
By Opp. .800 [4-of-5], Malik Williams, Louisville (2/11/18)

### 10+ Free Throws Made by a Player

By Pitt 10, Michael Young vs. Marshall (12/28/16)  
By Opp. 11, Jon Elmore, Marshall (12/28/16)

### 15+ Free Throws Made by a Player

By Pitt 15, Chevon Troutman at Syracuse (2/14/05)  
By Opp. 16, Michael Sweetney, Georgetown (1/19/02)

### 10+ Free Throws Attempted by a Player

By Pitt 10, Shamiel Stevenson vs. Wake Forest (2/21/18)  
By Opp. 11, Mfiondu Kabengele, Florida State (2/18/18)

### 15+ Free Throws Attempted by a Player

By Pitt 15, Jamel Artis vs. Marshall (12/28/16)  
By Opp. 20, Ovie Soko, Duquesne (11/30/13)

### Player Shot 1.000 With 10+ Free Throw Attempts

By Pitt 12-of-12, Tray Woodall vs. Villanova (2/5/12)  
By Opp. 14-of-14, Anthony Barber, NC State (1/19/16)

### 10+ Rebounds by a Player

By Pitt 10, Parker Stewart at North Carolina (2/3/18)  
By Opp. 10, De'Andre Hunter, Virginia (2/24/18)

### 15+ Rebounds by a Player

By Pitt 16, Ryan Luther vs. Mount St. Mary's (12/5/17)  
By Opp. 16, Bourama Sidibe, Syracuse (1/27/18)

### 20+ Rebounds by a Player

By Pitt 21, Derek Randall vs. Chaminade (11/24/14)  
By Opp. 21, Mike Davis, Maryland (2/15/77)

### Two Players with 10 or More Rebounds

By Pitt Cameron Johnson (11), Michael Young (10)  
and Sheldon Jeter (10) vs. Virginia Tech (2/14/17)  
By Opp. Nick Jacobs (12) and Charles Mitchell (11)  
Georgia Tech (3/5/16)

### 5+ Offensive Rebounds by a Player

By Pitt 6, Jared Wilson-Frame vs. Syracuse (1/27/18)  
By Opp. 6, Nik Popovic, Boston College (2/13/18)

### 10+ Defensive Rebounds by a Player

By Pitt 10, Cameron Johnson vs. Virginia Tech (2/14/17)  
By Opp. 13, Bourama Sidibe, Syracuse (1/27/18)

### 10+ Assists by a Player

By Pitt 12, Marcus Carr vs. Syracuse (1/27/18)  
By Opp. 12, Markell Johnson, NC State (1/24/18)

### 5+ Blocked Shots by a Player

By Pitt 6, Terrell Brown vs. Syracuse (1/27/18)  
By Opp. 5, Amile Jefferson (2/4/17)

### 5+ Steals by a Player

By Pitt 5, Lamar Patterson vs. Duquesne (11/30/14)  
By Opp. 5, Frank Howard, Syracuse (1/16/18)

### Double-Double by a Player\*

By Pitt 18/13, Jared Wilson-Frame vs. Syracuse (1/27/18)  
16/12 ast., Marcus Carr vs. Syracuse (1/27/18)  
By Opp. 14/10, De'Andre Hunter, Virginia (2/24/18)

### 20 - 20 Games (Points - Rebounds)

By Pitt 20/20, DeJuan Blair at Connecticut (2/16/09)  
By Opp. 42/20, Bruce King, Iowa (12/30/76)

### Triple-Double by a Player^

By Pitt 23/12/11, Ricardo Greer vs. Villanova (3/4/98)  
By Opp. 14/10/11, Mike Griffin, Syracuse (2/27/01)

\*Double-doubles are points and rebounds unless otherwise indicated

^Triple-doubles are points, rebounds, and assists

# PITT MISCELLANEOUS STATISTICS

## Games as Leading Scorer

Jared Wilson-Frame	13
Shamuel Stevenson	6
Parker Stewart	6
Marcus Carr	4
Ryan Luther	3
Jonathan Milligan	2
Terrell Brown	1
Monty Boykins	1

## Games as Leading Rebounder

Shamuel Stevenson	10
Ryan Luther	9
Terrell Brown	6
Parker Stewart	6
Khameron Davis	4
Jared Wilson-Frame	3
Kene Chukwuka	2
Marcus Carr	1

## Games Leading in Assists

Marcus Carr	23
Jared Wilson-Frame	5
Shamuel Stevenson	4
Jonathan Milligan	4
Ryan Luther	3
Parker Stewart	2
Kene Chukwuka	1
Terrell Brown	1

## Double-Figure Scoring Games

Jared Wilson-Frame	21
Parker Stewart	15
Marcus Carr	14
Shamuel Stevenson	12
Ryan Luther	8
Jonathan Milligan	5
Terrell Brown	3
Khameron Davis	2

## Double-Figure Rebounding Games

Ryan Luther	5
Jared Wilson-Frame	1
Parker Stewart	1

## Double-Figure Assist Game

Marcus Carr	2
-------------	---

## Double-Doubles

Ryan Luther	4
Marcus Carr	2
Jared Wilson-Frame	1

## 20+ Point Games

Jared Wilson-Frame	3
Marcus Carr	2
Parker Stewart	1

## Pitt's First Substitution

Kene Chukwuka	10
Shamuel Stevenson	10
Terrell Brown	7
Parker Stewart	5
Khameron Davis	5
Jared Wilson-Frame	4
Marcus Carr	3
Jonathan Milligan	3
Peace Ilegomah	1
Samson George	1
Monty Boykins	1

## Jump Balls Controlled

Opponent	11
Pitt	21
Terrell Brown	10
Ryan Luther	7
Kene Chukwuka	3
Peace Ilegomah	1

## Technical Fouls

Opponent	6
Pitt	8
Bench	3
Shamuel Stevenson	1
Monty Boykins	1
Jared Wilson-Frame	1
Parker Stewart	1
Kene Chukwuka	1

## Charges Drawn

Opponent	33
Pitt	14
Jonathan Milligan	4
Marcus Carr	3
Kene Chukwuka	2
Parker Stewart	2
Jared Wilson-Frame	1
Khameron Davis	1
Samson George	1

## Dunks

Opponent	85
Pitt	48
Terrell Brown	18
Shamuel Stevenson	17
Ryan Luther	4
Jared Wilson-Frame	4
Khameron Davis	3
Samson George	2

## Four-Point Plays

Opponent	0
Pitt	1
Khameron Davis	1

## Three-Point Plays

Opponent	27
Pitt	24
Jared Wilson-Frame	7
Marcus Carr	4
Terrell Brown	3
Shamuel Stevenson	3
Jonathan Milligan	2
Parker Stewart	2
Monty Boykins	2
Ryan Luther	1

## Largest Halftime Lead

22 [44-22] vs. Delaware State (12/19/17)

## Largest Halftime Deficit

26 [47-21] vs. Penn State (11/20/17)  
26 [50-26] vs. Duke (1/10/18)  
26 [46-20] vs. Louisville (2/11/18)

## Largest Halftime Deficit Overcome to Win

6 [38-32] vs. UC Santa Barbara (11/15/17)

## Largest Deficit Overcome to Win

10 [37-27] vs. UC Santa Barbara (11/15/17)

## Largest Pitt Lead

27 [37-10] vs. Delaware State (12/19/17)

## Largest Pitt Deficit

42 [79-37] vs. Penn State (11/20/17)

## Largest Pitt Win

21 [72-51] vs. McNeese State (12/16/17)

## Largest Pitt Defeat

35 [87-51] vs. Duke (1/10/18)

## Most Consecutive Points Scored

14, at Miami (1/31/18)

## Most Consecutive Points Allowed

17, vs. Penn State (11/20/17)  
17, at Louisville (1/2/18)  
17, Louisville (2/11/18)

## Longest Winning Streak

4, Nov. 25-Dec. 5

## Longest Losing Streak

16, Dec. 30 - Feb. 21

## Largest Home Crowd

9,180 vs. Duke (1/10/18)

## Largest Road Crowd

21,259 at Syracuse (1/16/18)

## Largest Neutral Crowd

10,118 [PPG Paints Arena] vs. Duquesne (12/1/17)

## ► PITT'S 2017-18 RECORD WHEN ...

Plays at home	7-11
Plays on the road	0-9
Plays at neutral site	1-2
Record vs. the ACC (regular season)	0-17
Record against non-conference	8-5
Wins the game before	5-3
Loses the game before	3-18
Leads at half	6-4
Trails at half	2-18
Tied at half	0-0
Plays an overtime game	0-0
Shoots 50% or better	3-2
Shoots less than 50%	5-20
Opp. shoots 50% or less	8-12
Shoots better than opp.	8-2
Shoots worse than opp.	0-20
Has more FTs made than opp.	5-6
Has equal FTs made	0-2
Has less FTs made than opp.	3-14
Outrebounds opp.	4-2
Is outrebounded	3-20
Has equal rebounds	1-0
Has more TOs than opp.	6-21
Has equal or less TOs than opp.	2-1
Scores more/equal bench pts.	7-11
Scores less bench pts.	1-11
Plays a ranked opp. (AP)	0-7
Makes 5+ 3-Pt. shots	8-18
No Pitt player fouls out	8-14
1+ Pitt player fouls out	0-8
Has 20+ assists	1-0
Wears white uniforms	6-7
Wears gold uniforms	1-1
Wear retro white uniforms	0-3
Wears navy blue uniforms	1-8
Wears black uniforms	0-3
Plays in tournaments	1-3
Plays on television	0-20
Plays in November	3-4
Plays in December	5-2
Plays in January	0-9
Plays in February	0-7
Plays in March	0-0
Plays during the day	2-8
Plays at night	6-14
Plays on Sunday	0-2
Plays on Monday	0-2
Plays on Tuesday	3-4
Plays on Wednesday	1-4
Plays on Thursday	0-1
Plays on Friday	2-1
Plays on Saturday	2-8
Margin is 5 pts. or less	2-3
Margin is 10 pts. or less	3-6
Margin is between 11-20	2-7
Margin is more than 20	1-9
Has a 20-pt. scorer	1-5
Has a 30-pt. scorer	0-0
Scores 59 points or less	0-13
Scores 60+ points	8-9
Scores 70+ points	7-2
Scores 80+ points	2-0
Scores 90+ points	0-0
Scores 100+ points	0-0

## ► BY STARTING LINEUP

Carr, Milligan, Wilson-Frame, Luther, Chukwuka	2-1
Carr, Davis, Wilson-Frame, Stevenson, Brown	2-0
Milligan, Carr, Wilson-Frame, Stevenson, Luther	2-0
Milligan, Wilson-Frame, Stevenson, Luther, Brown	1-0
Carr, Davis, Stewart, Wilson-Frame, Ilegomah	1-0
Milligan, Stewart, Wilson-Frame, Stevenson, Luther	0-1
Carr, Davis, Wilson-Frame, Luther, Brown	0-1
Milligan, Davis, Wilson-Frame, Luther, Brown	0-1
Carr, Davis, Wilson-Frame, Stevenson, Luther	0-1
Carr, Davis, Stewart, Stevenson, Ilegomah	0-1
Carr, Stewart, Wilson-Frame, Stevenson, Chukwuka	0-1
Milligan, Boykins, Smith, Stevenson, Brown	0-1
Carr, Davis, Stewart, Stevenson, Brown	0-2
Carr, Davis, Stewart, Wilson-Frame, Brown	0-3
Carr, Stewart, Davis, Chukwuka, Brown	0-4
Carr, Stewart, Davis, Wilson-Frame, Chukwuka	0-5

# PITT BASKETBALL IN THE POLLS

The Pitt basketball program has held a prominent spot in the national basketball scene for the past 16 seasons. The final national rankings are just one area to measure the Panthers success in that span. Pitt has finished in the Associated Press top 25 in eight of the past 16 seasons, including three times concluded the year ranked in the top 10 in the nation.

- Pitt has been ranked in the top 25 of the AP Poll at some point in 14 of the past 16 seasons.
- Pitt concluded the 2008-09 and 2010-11 season ranked No. 4 in the AP Poll.
- Pitt claimed its first No. 1 ranking in the AP Poll during the 2008-09 season.
- The Panthers have been ranked in the AP top 25 a total of 260 weeks.
- Pitt has been ranked in the top 10 of the AP Poll 117 times.
- The Panthers spent the entire 2008-09 season ranked in the top 10 of the AP Poll including 17 weeks in the top 5 and three weeks ranked No. 1 overall.

## AP POLL RECORDS

### ▶ ALL-TIME RECORD - RANKED

Rk	W-L	Pct.
1	3-2	.600
2	11-6	.647
3	24-4	.857
4	36-7	.837
5	25-2	.926
6	17-4	.810
7	17-6	.739
8	8-5	.615
9	13-9	.591
10	15-3	.833
11	14-5	.737
12	11-4	.733
13	18-6	.750
14	11-2	.846
15	14-4	.778
16	11-7	.611
17	26-8	.765
18	12-9	.571
19	4-2	.667
20	14-6	.700
21	3-2	.600
22	17-11	.607
23	6-1	.857
24	8-3	.727
25	4-3	.571
<b>Total</b>	<b>342-121</b>	<b>.739</b>

### ▶ ALL-TIME RECORD - VS. RANKED

Rk	W-L	Pct.
1	2-17	.105
2	3-9	.250
3	5-15	.250
4	5-9	.357
5	8-9	.471
6	3-11	.214
7	2-5	.286
8	4-10	.286
9	8-10	.444
10	3-12	.200
11	5-19	.208
12	8-14	.364
13	7-7	.500
14	2-15	.118
15	8-10	.444
16	2-8	.200
17	5-10	.333
18	2-15	.118
19	6-11	.353
20	9-7	.563
21	0-10	.000
22	1-2	.333
23	4-4	.500
24	2-6	.250
25	6-5	.545
<b>Total</b>	<b>110-250</b>	<b>.306</b>

## ▶ PITT IN THE AP POLL

Total Polls Ranked	260
Top 10 Rankings	117
Longest Consecutive Polls Ranked	60
Current Streak	0

### Years Ranked

Total Years	23
Consecutive Years	13
Current Streak	1

### Final Poll

Total Polls	12
Top 10	5
High Rank	4

### No. 1 Ranking

Total Rankings	3
Most No. 1 Weeks in Succession	2

### Weeks Ranked By Ranking

First Ranked: Dec. 16, 1958 (No. 18)  
Last Ranked: Jan. 11, 2016 (No. 20)

Rank	Weeks
No. 1	3
No. 2	11
No. 3	16
No. 4	21
No. 5	15
No. 6	12
No. 7	12
No. 8	7
No. 9	13
No. 10	10
No. 11	10
No. 12	9
No. 13	10
No. 14	8
No. 15	10
No. 16	13
No. 17	18
No. 18	11
No. 19	3
No. 20	12
No. 21	3
No. 22	14
No. 23	6
No. 24	8
No. 25	4



# 2017-18 BOX SCORES

## Official Basketball Box Score -- Game Totals -- Final Statistics

### Pitt vs Navy 11/10/17 9:20 PM at Annapolis, Md. (Alumni Hall)

#### Pitt 62 • 0-1

#	Player	Total		3-Ptr		Rebounds			PF	TP	A	TO	Blk	Stl	Min
		FG-FGA	FG-FGA	FT-FTA	Off	Def	Tot								
04	Ryan Luther	f	6-13	1-3	1-2	2	6	8	3	14	4	1	1	2	36
23	Shamiel Stevenson	f	2-4	0-1	3-6	1	8	9	3	7	2	2	1	1	30
00	Jared Wilson-Frame	g	8-17	4-11	0-2	0	1	1	2	20	1	3	0	2	33
01	Parker Stewart	g	0-5	0-5	0-0	0	1	1	2	0	0	0	0	0	21
02	Jonathan Milligan	g	0-3	0-2	0-0	0	0	0	0	0	1	1	0	1	9
05	Marcus Carr	g	3-8	3-5	3-3	0	1	1	2	12	4	1	0	0	31
13	Khameron Davis	g	3-3	0-0	0-1	0	2	2	5	6	1	1	1	0	22
15	Kene Chukwuka	g	0-0	0-0	0-0	0	1	1	1	0	0	3	0	0	10
21	Terrell Brown	g	1-1	0-0	1-1	0	0	0	1	3	0	1	1	0	4
33	Monty Boykins	g	0-1	0-1	0-0	0	1	1	0	0	0	0	0	0	4
Team			2	4	6										
Totals			23-55	8-28	8-15	5	25	30	19	62	13	13	4	6	200

FG % 1st Half: 13-24 54.2% 2nd half: 10-31 32.3% Game: 23-55 41.8%  
 3FG % 1st Half: 6-13 46.2% 2nd half: 2-15 13.3% Game: 8-28 28.6%  
 FT % 1st Half: 6-8 75.0% 2nd half: 2-7 28.6% Game: 8-15 53.3%

#### Navy 71 • 1-0

#	Player	Total		3-Ptr		Rebounds			PF	TP	A	TO	Blk	Stl	Min
		FG-FGA	FG-FGA	FT-FTA	Off	Def	Tot								
00	Nourse Fox	f	1-1	0-0	0-0	0	0	0	0	2	4	2	0	1	14
01	Tom Lacey	g	2-10	0-0	4-4	4	4	8	0	8	3	0	0	2	32
02	Hasan Abdullah	g	3-6	2-5	0-1	0	2	2	3	8	5	2	0	1	26
05	Ryan Pearson	g	0-0	0-0	0-0	0	0	0	0	0	0	0	0	0	2
14	Bryce Dulin	g	5-15	3-8	5-6	0	8	8	3	18	1	4	0	0	32
20	Shawn Anderson	g	4-8	1-1	6-7	2	7	9	3	15	5	4	0	0	33
21	George Kiernan	g	2-4	2-3	0-0	0	1	1	4	6	0	2	0	0	8
22	Cam Davis	g	2-4	0-2	0-0	0	1	1	1	4	0	1	0	0	13
23	Mo Lewis	g	3-4	0-0	0-0	1	3	4	1	6	0	0	0	0	11
40	Evan Wieck	g	2-3	0-0	0-0	0	1	1	2	4	2	0	0	1	29
Team			2	3	5										
Totals			24-55	8-19	15-18	9	30	39	17	71	20	16	0	5	200

FG % 1st Half: 15-30 50.0% 2nd half: 9-25 36.0% Game: 24-55 43.6%  
 3FG % 1st Half: 4-8 50.0% 2nd half: 4-11 36.4% Game: 8-19 42.1%  
 FT % 1st Half: 5-5 100.0% 2nd half: 10-13 76.9% Game: 15-18 83.3%

Officials: Mike Stephens, Mike Roberts, Lamar Simpson  
 Technical fouls: Pitt-None. Navy-None.  
 Attendance: 3238

Score by periods	1st	2nd	Total
Pitt	38	24	62
Navy	39	32	71

Last FG - UP 2nd-01:55, NAVY 2nd-04:36.  
 Largest lead - UP by 6 1st-18:48, NAVY by 15 2nd-09:13.  
 UP led for 03:31. NAVY led for 34:45. Game was tied for 01:44.

Score tied - 5 times.  
 Lead changed - 3 times.

## Official Basketball Box Score -- Game Totals -- Final Statistics

### Montana vs Pitt 11/13/17 7:00 PM at Petersen Events Center (Pittsburgh, Pa.)

#### Montana 83 • (2-0)

#	Player	Total		3-Ptr		Rebounds			PF	TP	A	TO	Blk	Stl	Min
		FG-FGA	FG-FGA	FT-FTA	Off	Def	Tot								
15	Jamar Akoh	f	0-2	0-0	0-0	1	0	1	4	0	1	2	1	1	14
20	Fabijan Krslovic	f	2-5	0-3	2-2	2	7	9	3	6	3	3	2	2	35
00	Michael Oguine	g	10-22	2-7	7-12	5	1	6	3	29	5	0	0	0	44
14	Ahmaad Rorie	g	7-15	2-6	2-2	0	5	5	3	18	3	3	0	2	44
24	Bobby Moorehead	g	5-8	3-5	1-2	0	6	6	1	14	2	0	0	1	42
01	Timmy Falls	g	0-1	0-0	0-0	0	0	0	0	1	0	0	0	0	4
04	Sayed Pridgett	g	4-9	0-2	4-6	3	5	8	4	12	1	4	3	1	33
05	Karl Nicholas	g	2-3	0-0	0-1	0	1	1	4	0	0	0	0	0	8
13	Trevor Spoja	g	0-1	0-1	0-0	0	0	0	0	0	0	1	0	0	1
Team			3	0	3										
Totals			30-66	7-24	16-25	14	25	39	23	83	15	15	6	7	225

FG % 1st Half: 16-34 47.1% 2nd half: 11-26 42.3% OT: 3-6 50.0% Game: 30-66 45.5%  
 3FG % 1st Half: 4-13 30.8% 2nd half: 3-10 30.0% OT: 0-1 0.0% Game: 7-24 29.2%  
 FT % 1st Half: 1-5 20.0% 2nd half: 11-14 78.6% OT: 4-6 66.7% Game: 16-25 64.0%

#### Pitt 78 • (0-2)

#	Player	Total		3-Ptr		Rebounds			PF	TP	A	TO	Blk	Stl	Min
		FG-FGA	FG-FGA	FT-FTA	Off	Def	Tot								
04	Ryan Luther	f	8-15	1-2	1-2	7	4	11	5	18	2	3	0	1	33
21	Terrell Brown	f	1-2	0-0	0-0	2	2	4	2	2	1	3	0	0	13
00	Jared Wilson-Frame	g	5-10	1-3	4-4	1	3	4	0	15	1	0	1	0	39
05	Marcus Carr	g	1-9	0-2	6-6	0	3	3	2	8	3	5	0	1	28
13	Khameron Davis	g	2-3	2-2	0-0	0	0	0	0	4	6	1	2	1	23
01	Parker Stewart	g	1-5	1-4	2-2	0	2	2	2	5	0	0	0	0	27
02	Jonathan Milligan	g	2-5	0-0	1-2	0	1	1	0	5	1	2	0	1	17
15	Kene Chukwuka	g	0-2	0-1	0-0	1	3	4	0	0	0	0	0	0	12
23	Shamiel Stevenson	g	7-10	1-1	4-8	1	5	6	3	19	3	4	1	1	33
Team			0	3	3										
Totals			27-61	6-15	18-24	12	26	38	22	78	12	19	3	4	225

FG % 1st Half: 11-24 45.8% 2nd half: 14-28 50.0% OT: 2-9 22.2% Game: 27-61 44.3%  
 3FG % 1st Half: 3-8 37.5% 2nd half: 3-4 75.0% OT: 0-3 0.0% Game: 6-15 40.0%  
 FT % 1st Half: 10-13 76.9% 2nd half: 7-9 77.8% OT: 1-2 50.0% Game: 18-24 75.0%

Officials: James Luckie (R), Brian Dorsey, James Breeding  
 Technical fouls: Montana-None. Pitt-None.  
 Attendance: 3102  
 PROGRESSIVE LEGENDS CLASSIC - PITTSBURGH REGIONAL ROUND - GAME 1

Score by periods	1st	2nd	OT	Total
Montana	37	36	10	83
Pitt	35	38	5	78

Last FG - UM OT-01:11, UP OT-01:39.  
 Largest lead - UM by 7 2nd-14:11, UP by 7 1st-08:12.  
 UM led for 23:46. UP led for 14:07. Game was tied for 07:07.

Score tied - 12 times.  
 Lead changed - 11 times.

## Official Basketball Box Score -- Game Totals -- Final Statistics

### UC Santa Barbara vs Pitt 11/15/17 7:00 PM at Petersen Events Center (Pittsburgh, Pa.)

#### UC Santa Barbara 62 • (1-1)

#	Player	Total		3-Ptr		Rebounds			PF	TP	A	TO	Blk	Stl	Min
		FG-FGA	FG-FGA	FT-FTA	Off	Def	Tot								
01	Leland King II	f	8-20	3-10	3-5	2	6	8	3	22	2	2	0	1	31
05	Jalen Canty	f	3-7	0-0	4-8	6	5	11	3	10	0	1	2	0	33
02	Gabe Vincent	g	3-11	3-8	1-3	0	1	1	3	10	3	1	0	2	32
21	Jax Heidegger	g	4-15	3-9	2-4	0	4	4	3	13	6	2	0	0	37
23	Christian Terrell	g	1-4	1-2	0-2	2	2	4	4	3	2	0	0	2	22
00	Jarriese Blackmon	g	0-3	0-0	0-0	4	3	7	2	0	0	0	2	0	16
03	Clifton Powell	g	0-1	0-0	0-0	0	0	0	0	0	0	1	0	0	7
11	Brandon Davis	g	0-2	0-1	0-0	0	2	2	1	0	2	0	0	1	11
12	Alex Hart	g	0-0	0-0	0-0	0	0	0	0	0	0	0	0	0	1
14	Ami Lakoju	g	2-2	0-0	0-0	2	1	3	0	4	0	0	1	0	10
Team			3	0	3										
Totals			21-65	10-30	10-22	19	24	43	19	62	15	8	5	6	200

FG % 1st Half: 13-31 41.9% 2nd half: 8-34 23.5% Game: 21-65 32.3%  
 3FG % 1st Half: 8-15 53.3% 2nd half: 2-15 13.3% Game: 10-30 33.3%  
 FT % 1st Half: 4-9 44.4% 2nd half: 6-13 46.2% Game: 10-22 45.5%

#### Pitt 70 • (1-2)

#	Player	Total		3-Ptr		Rebounds			PF	TP	A	TO	Blk	Stl	Min
		FG-FGA	FG-FGA	FT-FTA	Off	Def	Tot								
04	Ryan Luther	f	5-9	3-4	0-0	3	7	10	4	13	2	2	2	0	29
21	Terrell Brown	f	2-4	0-0	0-0	0	1	1	4	4	3	2	2	0	17
00	Jared Wilson-Frame	g	4-7	1-2	5-6	1	5	6	2	14	0	2	1	0	28
02	Jonathan Milligan	g	4-5	2-2	4-5	0	2	2	1	14	3	0	0	1	27
23	Shamiel Stevenson	g	3-8	0-4	5-6	0	6	6	0	11	1	2	1	0	28
01	Parker Stewart	g	2-5	1-3	7-8	0	2	2	2	12	0	0	0	0	20
05	Marcus Carr	g	1-3	0-0	0-0	0	3	3	2	2	0	0	0	0	13
13	Khameron Davis	g	0-2	0-2	0-0</										

# 2017-18 BOX SCORES

## Official Basketball Box Score -- Game Totals -- Final Statistics

### Pitt vs Oklahoma State

11/21/17 3:30 p.m. at Barclays Center (Brooklyn, N.Y.)

#### Pitt 67 • 1-4

#	Player	Total			3-Ptr			Rebounds			PF	TP	A	TO	Blk	Stl	Min
		FG-FGA	FG-FGA	FT-FTA	FG-FGA	FG-FGA	FT-FTA	Off	Def	Tot							
04	Ryan Luther	f	4-9	1-4	1-2	1	7	8	3	10	1	2	0	2	34		
15	Kene Chukwuka	f	2-5	1-4	1-4	1	5	6	4	6	1	2	0	0	21		
00	Jared Wilson-Frame	g	4-10	2-5	3-4	0	2	2	4	13	0	4	0	2	29		
02	Jonathan Milligan	g	3-8	0-2	0-0	0	2	2	2	6	1	2	0	0	30		
05	Marcus Carr	g	5-9	0-2	2-3	1	3	4	3	12	10	2	1	2	31		
01	Parker Stewart	g	0-0	0-0	0-0	0	0	0	0	0	0	0	0	0	2		
13	Khameron Davis	g	1-2	0-1	2-2	0	1	1	1	4	4	1	0	0	25		
23	Shamuel Stevenson	g	8-9	0-1	0-0	1	1	2	5	16	0	1	0	0	24		
33	Monty Boykins	g	0-1	0-1	0-0	0	0	0	0	0	0	0	0	0	3		
42	Peace Ilegomah	g	0-0	0-0	0-0	0	0	0	0	0	0	0	0	0	1		
	Team		1	2	3												
	Totals		27-53	4-20	9-15	5	23	28	22	67	17	14	1	6	200		

FG % 1st Half: 13-24 54.2% 2nd half: 14-29 48.3% Game: 27-53 50.9% Deadball Rebounds 3  
 3FG % 1st Half: 2-10 20.0% 2nd half: 2-10 20.0% Game: 4-20 20.0%  
 FT % 1st Half: 4-7 57.1% 2nd half: 5-8 62.5% Game: 9-15 60.0%

#### Oklahoma State 73 • 4-1

#	Player	Total			3-Ptr			Rebounds			PF	TP	A	TO	Blk	Stl	Min
		FG-FGA	FG-FGA	FT-FTA	FG-FGA	FG-FGA	FT-FTA	Off	Def	Tot							
00	Brandon Averette	f	0-4	0-1	2-2	0	1	1	1	2	3	1	0	0	19		
01	Kendall Smith	f	2-9	0-3	3-4	1	1	2	0	7	3	2	0	1	25		
04	Thomas Dziagwa	g	4-8	4-7	0-0	0	2	2	2	12	1	1	0	1	14		
05	Tavarius Shine	g	2-7	1-5	1-2	1	2	3	2	6	2	2	0	0	28		
12	Cameron McGriff	g	3-8	0-3	0-0	4	5	9	3	6	0	1	0	2	21		
14	Lucas N'Guessan	g	2-2	0-0	0-0	3	1	4	2	4	0	1	1	0	22		
21	Lindy Waters	g	1-7	0-2	2-2	1	7	8	3	4	3	0	1	2	20		
40	Jeffrey Carroll	g	10-17	2-5	7-7	6	3	9	2	29	3	2	0	0	25		
41	Mitchell Solomon	g	1-4	0-2	1-2	2	1	3	4	3	1	2	0	0	26		
	Team		2	1	3												
	Totals		25-66	7-28	16-19	20	24	44	19	73	16	13	2	6	200		

FG % 1st Half: 13-33 39.4% 2nd half: 12-33 36.4% Game: 25-66 37.9% Deadball Rebounds 1  
 3FG % 1st Half: 4-13 30.8% 2nd half: 3-15 20.0% Game: 7-28 25.0%  
 FT % 1st Half: 6-8 75.0% 2nd half: 10-11 90.9% Game: 16-19 84.2%

Officials: Guy Pagano, Dave DeYoung, Tom Regan  
 Technical fouls: Pitt-None. Oklahoma State-None.  
 Attendance: 5081  
 2017 Progressive Legends Classic - Third Place Game

Score by periods	1st	2nd	Total
Pitt	32	35	67
Oklahoma State	36	37	73

Last FG - UP 2nd-00:09, OSU 2nd-00:54.  
 Largest lead - UP by 5 1st-14:11, OSU by 9 2nd-12:43.  
 UP led for 06:59, OSU led for 29:51. Game was tied for 03:10.

Score tied - 3 times.  
 Lead changed - 1 time.

## Official Basketball Box Score -- Game Totals -- Final Statistics

### Lehigh vs Pitt

11/25/17 2:00 PM at Petersen Events Center (Pittsburgh, Pa.)

#### Lehigh 68 • (3-3)

#	Player	Total			3-Ptr			Rebounds			PF	TP	A	TO	Blk	Stl	Min
		FG-FGA	FG-FGA	FT-FTA	FG-FGA	FG-FGA	FT-FTA	Off	Def	Tot							
31	Pat Andree	f	2-10	2-8	0-0	0	4	4	4	6	1	1	1	0	24		
13	James Karnik	c	7-9	0-0	0-0	2	8	10	1	14	0	1	1	1	35		
01	Kahron Ross	g	2-6	1-2	4-4	0	2	2	2	9	6	3	0	1	28		
02	Kyle Leufroy	g	5-13	2-5	2-2	0	6	6	2	14	4	3	0	0	29		
05	Lance Tejada	g	3-9	3-5	0-0	0	1	1	2	9	2	0	0	0	31		
04	Caleb Bennett	g	2-2	1-1	2-3	1	0	1	4	7	0	2	0	0	11		
10	Ed Porter	g	1-1	0-0	0-0	0	0	0	4	2	0	0	0	0	10		
11	Jordan Cohen	g	3-9	0-2	1-2	0	3	3	1	7	5	0	1	1	30		
20	Marques Wilson	g	0-0	0-0	0-0	0	0	0	0	0	0	0	0	0	2		
	Team		1	0	1												
	Totals		25-59	9-23	9-11	4	24	28	20	68	18	10	3	3	200		

FG % 1st Half: 11-31 35.5% 2nd half: 14-28 50.0% Game: 25-59 42.4% Deadball Rebounds 2,1  
 3FG % 1st Half: 2-9 22.2% 2nd half: 7-14 50.0% Game: 9-23 39.1%  
 FT % 1st Half: 3-4 75.0% 2nd half: 6-7 85.7% Game: 9-11 81.8%

#### Pitt 80 • (2-4)

#	Player	Total			3-Ptr			Rebounds			PF	TP	A	TO	Blk	Stl	Min
		FG-FGA	FG-FGA	FT-FTA	FG-FGA	FG-FGA	FT-FTA	Off	Def	Tot							
00	Jared Wilson-Frame	f	3-8	2-6	0-0	0	3	3	2	8	2	1	1	0	26		
04	Ryan Luther	f	5-6	0-1	8-9	2	8	10	0	18	4	1	1	3	30		
15	Kene Chukwuka	c	3-7	1-5	0-1	0	2	2	3	7	5	1	1	0	27		
02	Jonathan Milligan	g	5-9	0-2	6-6	0	2	2	3	16	3	1	0	0	29		
05	Marcus Carr	g	3-8	1-3	1-1	0	3	3	2	8	5	3	0	1	27		
01	Parker Stewart	g	4-7	4-7	0-0	0	4	4	0	12	1	0	0	1	21		
13	Khameron Davis	g	1-1	1-1	0-0	0	5	5	4	3	0	2	0	0	17		
21	Terrell Brown	g	1-1	0-0	0-0	0	1	1	0	2	1	0	0	0	6		
23	Shamuel Stevenson	g	1-4	1-2	3-4	0	2	2	1	6	0	2	0	0	17		
	Team		1	0	1												
	Totals		26-51	10-27	18-21	3	30	33	15	80	21	11	3	5	200		

FG % 1st Half: 11-26 42.3% 2nd half: 15-25 60.0% Game: 26-51 51.0% Deadball Rebounds 0  
 3FG % 1st Half: 4-16 25.0% 2nd half: 6-11 54.5% Game: 10-27 37.0%  
 FT % 1st Half: 6-8 75.0% 2nd half: 12-13 92.3% Game: 18-21 85.7%

Officials: Bill Covington, Jr. (R), Lee Cassell, Jerry Heater  
 Technical fouls: Lehigh-None. Pitt-None.  
 Attendance: 3317

Score by periods	1st	2nd	Total
Lehigh	27	41	68
Pitt	32	48	80

Points	In	Off	2nd	Fast	Bench
Paint	Paint	T/O	Chance	Break	
LEHIGH	28	10	2	15	16
UP	28	11	4	4	23

Last FG - LEHIGH 2nd-03:50, UP 2nd-03:02.  
 Largest lead - LEHIGH by 3 1st-14:27, UP by 12 2nd-00:30.  
 LEHIGH led for 05:08, UP led for 32:50. Game was tied for 02:02.

Score tied - 4 times.  
 Lead changed - 9 times.

## Official Basketball Box Score -- Game Totals -- Final Statistics

### High Point vs Pitt

11/28/17 7:00 PM at Petersen Events Center (Pittsburgh, Pa.)

#### High Point 63 • (2-4)

#	Player	Total			3-Ptr			Rebounds			PF	TP	A	TO	Blk	Stl	Min
		FG-FGA	FG-FGA	FT-FTA	FG-FGA	FG-FGA	FT-FTA	Off	Def	Tot							
05	Justyn Mutts	f	5-8	0-1	3-4	2	3	5	13	1	4	1	0	5	29		
25	Ricky Madison	f	2-4	0-0	0-0	1	1	2	0	4	0	0	0	1	14		
01	Brandonn Kamga	g	3-18	0-2	4-4	3	2	5	2	10	4	2	0	1	31		
11	Denny Slay	g	6-11	0-1	0-0	1	1	2	3	12	2	0	0	2	29		
22	Andre Fox	g	8-19	2-6	2-2	1	3	4	3	20	0	1	0	2	34		
02	Austin White	g	1-4	0-0	2-3	2	1	3	2	4	1	0	0	0	19		
03	Jamal Wright	g	0-0	0-0	0-0	0	0	0	0	0	0	0	0	0	11		
14	Luke Vargo	g	0-1	0-1	0-0	0	1	1	1	0	0	1	0	0	11		
33	Sam Berlin	g	0-0	0-0	0-2	0	1	1	0	0	0	0	0	0	3		
34	Jordan Whitehead	g	0-2	0-0	0-0	3	0	3	1	0	1	0	0	0	19		
	Team		3	1	4												
	Totals		25-67	2-11	11-15	16	14	30	17	63	9	10	1	11	200		

FG % 1st Half: 12-31 38.7% 2nd half: 13-36 36.1% Game: 25-67 37.3% Deadball Rebounds 2  
 3FG % 1st Half: 2-8 25.0% 2nd half: 0-3 0.0% Game: 2-11 18.2%  
 FT % 1st Half: 1-3 33.3% 2nd half: 10-12 83.3% Game: 11-15 73.3%

#### Pitt 71 • (3-4)

#	Player	Total			3-Ptr			Rebounds			PF	TP	A	TO	Blk	Stl	Min
		FG-FGA	FG-FGA	FT-FTA	FG-FGA	FG-FGA	FT-FTA	Off	Def	Tot							
00	Jared Wilson-Frame	f	4-8	3-5	0-0	0	4	4	0	11	2	3	1	0	31		
04	Ryan Luther	f	4-7	2-4	5-6	2	6	8	1	15	5	4	3	1	34		
15	Kene Chukwuka	c	1-2	0-1	0-0	0	0	0	3	2	1	1	0	0	12		
02	Jonathan Milligan	g	2-4	0-2	8-8	0	1	1	1	12	2	3	1	1	34		
05	Marcus Carr	g	5-5	3-3	6-6	0	5	5	4	19	2	5	1	0	28		
01	Parker Stewart	g	1-2	0-1	0-0	0											

# 2017-18 BOX SCORES

Official Basketball Box Score -- Game Totals -- Final Statistics  
**Mount St. Mary's vs Pitt**  
 12/5/17 7:00 PM at Petersen Events Center (Pittsburgh, Pa.)

**Mount St. Mary's 78 • (3-6)**

#	Player	Total			Rebounds			PF	TP	A	TO	Blk	Stl	Min	
		FG-FGA	3P-FGA	FT-FTA	Off	Def	Tot								
01	Bobby Planutis	r	1-5	0-1	0-0	1	4	5	3	2	0	0	0	2	33
54	Ryan Gomes	c	2-6	0-0	3-4	1	0	1	3	7	0	1	0	0	21
00	Junior Robinson	g	8-21	2-6	6-6	1	1	2	4	24	9	5	0	2	39
03	Jonah Antonio	g	5-10	4-9	0-0	0	2	2	0	14	0	1	1	1	42
10	Donald Carey	g	2-5	2-4	0-0	2	5	7	4	6	5	5	1	1	35
04	James West Iv	g	0-0	0-0	0-0	0	0	0	1	0	0	0	0	0	2
05	Chris Wray	g	4-6	0-0	0-3	3	2	5	4	8	2	1	2	3	24
23	Greg Alexander	g	6-9	5-7	0-1	0	2	2	5	17	0	0	0	1	29
Team						0	3	3							
Totals			28-62	13-27	9-14	8	19	27	24	78	16	13	4	10	225

FG % 1st Half: 10-24 41.7% 2nd half: 17-28 60.7% OT: 1-10 10.0% Game: 28-62 45.2% Deadball Rebounds 1  
 3FG % 1st Half: 3-7 42.9% 2nd half: 9-15 60.0% OT: 1-5 20.0% Game: 13-27 48.1%  
 FT % 1st Half: 1-4 25.0% 2nd half: 6-8 75.0% OT: 2-2 100.0% Game: 9-14 64.3%

**Pitt 82 • (5-4)**

#	Player	Total			Rebounds			PF	TP	A	TO	Blk	Stl	Min	
		FG-FGA	3P-FGA	FT-FTA	Off	Def	Tot								
00	Jared Wilson-Frame	r	5-12	1-4	4-5	2	0	2	3	15	2	2	0	0	37
04	Ryan Luther	r	2-11	0-2	0-0	8	8	16	4	4	3	3	1	2	31
23	Shamiel Stevenson	r	4-5	0-0	6-10	0	9	9	3	14	1	1	1	2	36
02	Jonathan Milligan	g	1-3	1-2	0-0	0	0	0	1	3	2	1	0	0	19
05	Marcus Carr	g	7-13	2-4	7-8	0	1	1	1	23	2	5	0	1	38
01	Parker Stewart	g	1-4	1-3	0-0	0	2	2	1	3	1	0	0	0	16
13	Khameron Davis	g	5-5	2-2	0-2	0	3	3	1	12	1	2	1	0	25
15	Kene Chukwuka	g	1-2	0-1	3-5	0	4	4	0	5	1	1	2	1	19
21	Terrell Brown	g	0-0	0-0	3-4	1	1	2	0	3	0	1	0	0	4
Team						2	2	4	1						
Totals			26-55	7-18	23-34	13	30	43	15	82	13	17	5	6	225

FG % 1st Half: 11-23 47.8% 2nd half: 14-25 56.0% OT: 1-7 14.3% Game: 26-55 47.3% Deadball Rebounds 8  
 3FG % 1st Half: 4-10 40.0% 2nd half: 3-7 42.9% OT: 0-1 0.0% Game: 7-18 38.9%  
 FT % 1st Half: 5-7 71.4% 2nd half: 11-17 64.7% OT: 7-10 70.0% Game: 23-34 67.6%

Officials: Brian Dorsey (R), Don Dally, Bert Smith  
 Technical fouls: Mount St. Mary's-None. Pitt-TEAM.  
 Attendance: 2333

Score by periods	1st	2nd	OT	Total
Mount St. Mary's	24	49	5	78
Pitt	31	42	9	82

Last FG - MOUNT OT-00:10, UP OT-03:45.  
 Largest lead - MOUNT by 11 1st-14:27, UP by 15 2nd-09:46.  
 MOUNT led for 01:38. UP led for 38:15. Game was tied for 05:07.

	In	Off	2nd	Fast	Bench
Points MOUNT UP	28	14	14	4	25
Score tied - 4 times. Lead changed - 4 times.	36	17	12	9	23

Official Basketball Box Score -- Game Totals -- Final Statistics  
**West Virginia vs Pitt**  
 12/9/17 8:00 PM at Petersen Events Center (Pittsburgh, Pa.)

**West Virginia 69 • (9-1)**

#	Player	Total			Rebounds			PF	TP	A	TO	Blk	Stl	Min	
		FG-FGA	3P-FGA	FT-FTA	Off	Def	Tot								
15	Lamont West	r	5-14	3-8	0-1	3	5	8	1	13	2	0	0	1	36
21	Wesley Harris	r	1-2	0-0	0-0	2	0	2	5	2	0	1	0	1	12
50	Sagaba Konate	f	3-5	0-0	2-3	1	5	6	4	8	0	1	2	0	26
02	Jevon Carter	g	6-14	4-6	3-4	0	6	6	4	19	9	1	1	0	34
04	Daxter Miles Jr.	g	7-14	1-7	0-1	1	4	5	4	15	2	3	0	3	34
03	James Bolden	g	4-7	2-4	0-0	0	0	0	0	0	2	1	0	0	19
11	D'Angelo Hunter	g	0-0	0-0	0-0	0	0	0	0	0	0	0	0	0	2
13	Teddy Allen	g	0-0	0-0	0-0	0	0	0	0	0	2	0	0	0	4
14	Chase Harler	g	0-1	0-0	0-0	0	1	1	2	0	1	0	0	3	19
25	Maciej Bender	g	1-2	0-0	0-0	0	1	1	1	2	1	1	0	0	14
Team						1	2	3							
Totals			27-59	10-25	5-9	8	24	32	25	69	15	9	3	8	200

FG % 1st Half: 16-33 48.5% 2nd half: 11-26 42.3% Game: 27-59 45.8% Deadball Rebounds 1  
 3FG % 1st Half: 8-16 50.0% 2nd half: 2-9 22.2% Game: 10-25 40.0%  
 FT % 1st Half: 5-7 71.4% 2nd half: 0-2 0.0% Game: 5-9 55.6%

**Pitt 60 • (5-5)**

#	Player	Total			Rebounds			PF	TP	A	TO	Blk	Stl	Min	
		FG-FGA	3P-FGA	FT-FTA	Off	Def	Tot								
00	Jared Wilson-Frame	r	3-10	0-6	3-4	1	4	5	1	9	2	2	0	0	27
04	Ryan Luther	r	5-9	1-3	2-5	4	8	12	3	13	2	1	1	1	32
23	Shamiel Stevenson	r	3-7	1-1	5-7	1	3	4	2	12	1	3	0	1	38
05	Marcus Carr	g	2-6	2-4	6-7	1	1	2	2	12	4	5	0	1	31
13	Khameron Davis	g	2-6	1-4	2-2	1	4	5	2	7	1	1	0	0	32
01	Parker Stewart	g	1-5	1-5	3-4	0	2	2	1	6	1	0	0	0	18
02	Jonathan Milligan	g	0-3	0-2	0-0	0	3	3	2	0	0	2	0	0	15
21	Terrell Brown	g	0-0	0-0	1-2	1	0	1	2	1	0	0	0	0	2
42	Peace Ilegomah	g	0-1	0-0	0-0	1	1	2	1	0	0	0	0	0	5
Team						1	1	2	1						
Totals			16-47	6-25	22-31	11	27	38	17	60	11	14	1	3	200

FG % 1st Half: 5-22 22.7% 2nd half: 11-25 44.0% Game: 16-47 34.0% Deadball Rebounds 5  
 3FG % 1st Half: 2-10 20.0% 2nd half: 4-15 26.7% Game: 6-25 24.0%  
 FT % 1st Half: 15-21 71.4% 2nd half: 7-10 70.0% Game: 22-31 71.0%

Officials: Lee Cassell (R), Michael Stephens, Michael Roberts  
 Technical fouls: West Virginia-None. Pitt-TEAM.  
 Attendance: 7748

Score by periods	1st	2nd	Total
West Virginia	45	24	69
Pitt	27	33	60

Last FG - WVU 2nd-01:39, UP 2nd-05:31.  
 Largest lead - WVU by 20 1st-05:47, UP None.  
 WVU led for 39:40. UP led for 00:00. Game was tied for 00:20.

	In	Off	2nd	Fast	Bench
Points WVU UP	28	15	11	10	12
Score tied - 0 times. Lead changed - 0 times.	20	14	8	7	7

Official Basketball Box Score -- Game Totals -- Final Statistics  
**McNeese vs Pitt**  
 12/16/17 2:00 PM at Petersen Events Center (Pittsburgh, Pa.)

**McNeese 51 • (2-7)**

#	Player	Total			Rebounds			PF	TP	A	TO	Blk	Stl	Min	
		FG-FGA	3P-FGA	FT-FTA	Off	Def	Tot								
00	Quatarrius Wilson	f	4-10	1-2	2-4	4	6	10	0	11	0	1	1	1	30
31	Stephen Ugochukwu	f	1-10	0-0	2-4	3	4	7	1	4	3	1	1	0	31
01	Kalob Ledoux	g	2-11	0-4	0-0	3	4	7	1	4	1	1	0	0	24
02	James Harvey	g	6-12	5-10	0-0	0	3	3	1	17	1	4	1	0	32
10	Jarren Greenwood	g	3-8	1-2	3-6	1	3	4	1	10	1	0	0	2	35
03	Richard Laku	g	0-1	0-1	0-0	0	0	0	0	0	0	0	0	0	4
12	Jacob Ledoux	g	0-7	0-4	2-2	0	4	4	1	2	1	1	0	1	24
15	LaBarrius Hill	g	0-3	0-0	0-0	4	0	4	0	0	0	0	1	0	7
20	Kelvin Henry Jr.	g	1-2	0-0	1-2	1	0	1	0	3	2	0	1	1	3
03	Adrian Brown	g	0-4	0-0	0-0	0	1	1	0	0	0	0	0	0	4
33	Demarco Owens	g	0-2	0-0	0-2	3	0	3	0	0	0	0	0	0	6
Team						2	1	3							
Totals			17-70	7-23	10-20	21	26	47	9	51	9	8	5	6	200

FG % 1st Half: 6-33 18.2% 2nd half: 11-37 29.7% Game: 17-70 24.3% Deadball Rebounds 5  
 3FG % 1st Half: 3-11 27.3% 2nd half: 4-12 33.3% Game: 7-23 30.4%  
 FT % 1st Half: 4-6 66.7% 2nd half: 6-14 42.9% Game: 10-20 50.0%

**Pitt 72 • (6-5)**

#	Player	Total			Rebounds			PF	TP	A	TO	Blk	Stl	Min	
		FG-FGA	3P-FGA	FT-FTA	Off	Def	Tot								
00	Jared Wilson-Frame	r	7-11	5-7	0-0	1	4	5	1	19	1	2	0	0	21
23	Shamiel Stevenson	r	2-10	1-3	0-2	2	6	8	2	5	1	0	0	0	20
21	Terrell Brown	c	1-5	0-3	0-0	2	5	7	2	2	4	1	2	0	24
05	Marcus Carr	g	7-12	2-5	1-1	1	1	2	1	17	6	0	0	0	31
13	Khameron Davis	g	3-6	3-3	0-0	1	0	1	0	9	0	2	0	1	19
01	Parker Stewart	g	2-5	2-5	0-0	0	8	0	0	6	2	1	0	1	23
02	Jonathan Milligan	g	3-6	1-4	0-0	0	2	2	1	7	0	0	0	0	16

# 2017-18 BOX SCORES

## Official Basketball Box Score -- Game Totals -- Final Statistics

### Towson vs Pitt

12/22/17 7:00 PM at Petersen Events Center (Pittsburgh, Pa.)

#### Towson 59 • (10-3)

#	Player	Total			3-Ptr			Rebounds			PF	TP	A	TO	Blk	Stl	Min
		FG	FGA	FT	FTA	FG	FGA	FT	FTA	Off							
33	Eddie Keith II	r	3-9	0-1	1-2	3	2	5	5	7	0	1	0	0	0	19	
44	Alex Thomas	r	1-3	0-0	2-2	3	2	5	3	4	0	0	1	0	18		
00	Zane Martin	g	7-16	1-4	5-9	1	0	1	0	20	1	2	0	1	28		
22	Brian Starr	g	1-6	0-2	1-2	1	5	6	2	3	1	3	0	1	31		
23	Mike Morsell	g	4-11	0-5	3-3	0	2	2	0	11	0	1	1	2	28		
01	Travis Ingram	g	0-0	0-0	0-0	0	1	1	0	0	0	0	0	0	3		
02	Jordan McNeil	g	1-4	0-1	0-0	0	0	0	2	2	0	2	0	1	13		
03	Deshawn Morman	g	1-5	0-1	0-0	0	2	2	3	2	1	1	0	2	19		
04	Justin Gorham	g	3-7	0-1	2-4	3	5	8	1	8	1	0	0	1	24		
11	Dennis Tunstall	g	1-1	0-0	0-0	2	2	4	4	2	0	1	4	1	17		
	Team					0	0	0									
	Totals		22-62	1-15	14-22	13	21	34	20	59	4	11	6	9	200		

FG % 1st Half: 11-29 37.9% 2nd half: 11-33 33.3% Game: 22-62 35.5% Deadball Rebounds 2.1  
 3FG % 1st Half: 0-6 0.0% 2nd half: 1-9 11.1% Game: 1-15 6.7%  
 FT % 1st Half: 3-9 55.6% 2nd half: 9-13 69.2% Game: 14-22 63.6%

#### Pitt 63 • (8-5)

#	Player	Total			3-Ptr			Rebounds			PF	TP	A	TO	Blk	Stl	Min
		FG	FGA	FT	FTA	FG	FGA	FT	FTA	Off							
00	Jared Wilson-Frame	r	3-16	2-11	2-5	2	7	9	2	10	1	4	0	1	27		
42	Peace Ilegomah	c	1-1	0-0	0-0	0	0	0	3	2	0	1	3	0	12		
01	Parker Stewart	g	4-12	2-9	3-4	1	3	4	13	1	0	1	1	1	32		
05	Marcus Carr	g	2-3	1-2	2-2	1	7	8	3	7	6	7	0	1	34		
13	Khameron Davis	g	2-6	1-3	2-3	0	3	3	2	7	2	1	1	2	28		
02	Jonathan Milligan	g	2-4	0-1	1-2	0	2	2	0	5	3	2	0	2	22		
15	Kene Chukwuka	g	0-1	0-0	0-0	2	0	2	0	0	0	1	0	0	5		
21	Terrell Brown	g	5-7	0-0	2-5	4	3	7	12	1	0	1	0	1	24		
23	Shamiel Stevenson	g	3-6	1-2	0-0	1	3	4	1	7	0	3	0	0	16		
	Team					4	5	9									
	Totals		22-56	7-28	12-21	15	33	48	18	63	14	21	6	7	200		

FG % 1st Half: 10-31 32.3% 2nd half: 12-25 48.0% Game: 22-56 39.3% Deadball Rebounds 6  
 3FG % 1st Half: 1-16 6.3% 2nd half: 6-12 50.0% Game: 7-28 25.0%  
 FT % 1st Half: 3-9 60.0% 2nd half: 9-12 56.3% Game: 12-21 57.1%

Officials: Tim Comer (R), Brian O'Connell, Clarence Armstrong  
 Technical fouls: Towson-None. Pitt-Jared Wilson-Frame.  
 Attendance: 3126

Score by periods	1st	2nd	Total
Towson	27	32	59
Pitt	24	39	63

Points	In	Off	2nd	Fast	Bench
TOWSO	Point	T/O	Chance	Break	
UP	36	21	13	13	14
UP	28	14	11	6	24

Last FG - Towson 2nd-02:49, UP 2nd-00:52.  
 Largest lead - Towson by 9 1st-12:41, UP by 4 2nd-16:29.  
 TOWSON led for 27:51. UP led for 06:29. Game was tied for 05:40.

Score tied - 6 times.  
 Lead changed - 4 times.

## Official Basketball Box Score -- Game Totals -- Final Statistics

### Miami vs Pitt

12/30/17 4:00 PM at Petersen Events Center (Pittsburgh, Pa.)

#### Miami 67 • (12-1, 1-0 ACC)

#	Player	Total			3-Ptr			Rebounds			PF	TP	A	TO	Blk	Stl	Min
		FG	FGA	FT	FTA	FG	FGA	FT	FTA	Off							
20	Dewan Huell	c	4-7	0-0	0-0	2	5	7	0	8	0	1	0	1	21		
00	Ja'Quan Newton	g	5-7	0-0	1-1	0	3	3	1	11	4	3	0	2	27		
01	Dejan Vasiljevic	g	1-7	1-5	0-0	1	1	2	3	3	0	0	0	2	25		
03	Anthony Lawrence II	g	5-7	2-2	0-0	1	5	6	2	12	2	4	3	1	28		
11	Bruce Brown Jr	g	5-9	0-2	1-2	2	3	5	2	11	3	2	1	1	33		
02	Chris Lykes	g	3-5	2-3	2-2	0	1	1	2	10	0	3	0	0	17		
04	Lonnie Walker IV	g	2-7	0-2	4-4	0	0	0	1	8	1	1	1	1	29		
14	Rodney Miller Jr	g	0-2	0-0	0-0	0	0	0	0	0	0	0	0	0	3		
15	Ebuka Izundu	g	2-4	0-0	0-0	2	3	5	1	4	1	0	2	0	17		
	Team					1	1	2									
	Totals		27-55	5-14	8-9	9	22	31	12	67	11	15	8	8	200		

FG % 1st Half: 10-23 43.5% 2nd half: 17-32 53.1% Game: 27-55 49.1% Deadball Rebounds 1  
 3FG % 1st Half: 3-6 50.0% 2nd half: 2-8 25.0% Game: 5-14 35.7%  
 FT % 1st Half: 7-8 87.5% 2nd half: 1-1 100.0% Game: 8-9 88.9%

#### Pitt 53 • (8-6, 0-1 ACC)

#	Player	Total			3-Ptr			Rebounds			PF	TP	A	TO	Blk	Stl	Min
		FG	FGA	FT	FTA	FG	FGA	FT	FTA	Off							
00	Jared Wilson-Frame	r	5-13	0-3	3-3	0	2	2	1	13	1	2	0	2	28		
21	Terrell Brown	c	2-6	0-0	0-0	2	2	4	1	4	2	2	1	0	24		
01	Parker Stewart	g	4-7	2-5	2-2	0	2	2	1	12	0	2	1	1	29		
05	Marcus Carr	g	0-4	0-1	0-0	0	3	3	4	0	5	2	0	0	22		
13	Khameron Davis	g	2-5	1-2	2-2	0	2	2	0	7	1	0	1	1	36		
02	Jonathan Milligan	g	0-0	0-0	1-2	0	2	2	2	1	4	0	0	0	15		
15	Kene Chukwuka	g	0-2	0-2	0-0	0	1	1	4	0	3	0	1	1	11		
23	Shamiel Stevenson	g	6-9	1-2	3-4	0	4	4	1	16	0	2	0	0	25		
24	Samson George	g	0-0	0-0	0-0	0	1	1	0	0	0	0	0	0	1		
33	Monty Boykins	g	0-1	0-1	0-0	0	0	0	0	0	0	0	0	0	3		
35	Zach Smith	g	0-0	0-0	0-0	0	0	0	0	0	0	0	0	0	1		
42	Peace Ilegomah	g	0-0	0-0	0-0	0	0	0	0	0	0	0	0	0	5		
	Team					2	0	2									
	Totals		19-47	4-16	11-13	4	19	23	14	53	10	19	3	5	200		

FG % 1st Half: 8-26 30.8% 2nd half: 11-21 52.4% Game: 19-47 40.4% Deadball Rebounds 4  
 3FG % 1st Half: 1-8 12.5% 2nd half: 3-8 37.5% Game: 4-16 25.0%  
 FT % 1st Half: 2-3 66.7% 2nd half: 9-10 90.0% Game: 11-13 84.6%

Officials: Les Jones (R), Bert Smith, Jeffrey Anderson  
 Technical fouls: Miami-None. Pitt-None.  
 Attendance: 5307

Score by periods	1st	2nd	Total
Miami	30	37	67
Pitt	19	34	53

Points	In	Off	2nd	Fast	Bench
MIAMI	Point	T/O	Chance	Break	
UP	40	16	6	11	22
UP	28	5	2	7	17

Last FG - Miami 2nd-01:04, UP 2nd-01:38.  
 Largest lead - Miami by 21 2nd-06:33, UP by 5 1st-13:55.  
 MIAMI led for 30:31. UP led for 05:54. Game was tied for 03:33.

Score tied - 4 times.  
 Lead changed - 3 times.

## Official Basketball Box Score -- Game Totals -- Final Statistics

### Pitt vs Louisville

1/2/18 9:05PM at KFC Yum! Center, Louisville, KY

#### Pitt 51 • 8-7,0-2

#	Player	Total			3-Ptr			Rebounds			PF	TP	A	TO	Blk	Stl	Min
		FG	FGA	FT	FTA	FG	FGA	FT	FTA	Off							
21	Terrell Brown	r	0-1	0-0	0-0	1	1	2	4	0	0	1	1	0	18		
23	Shamiel Stevenson	r	4-6	0-0	2-3	1	5	6	0	10	1	3	0	3	31		
01	Parker Stewart	g	3-8	3-6	3-4	1	5	6	3	12	2	2	0	0	29		
05	Marcus Carr	g	4-12	1-4	2-2	0	1	1	3	11	2	3	0	1	27		
13	Khameron Davis	g	2-4	2-3	0-0	0	4	4	2	6	0	2	0	1	20		
00	Jared Wilson-Frame	g	2-13	0-9	2-2	0	3	3	1	6	0	2	0	0	24		
02	Jonathan Milligan	g	2-4	0-2	0-1	0	1	1	1	4	2	2	0	0	18		
15	Kene Chukwuka	g	0-1	0-1	0-0	0	2	2	5	0	1	0	1	0	17		
33	Monty Boykins	g	0-0	0-0	2-6	0	1	1	0	2	0	0	0	1	14		
42	Peace Ilegomah	g	0-0	0-0	0-0	0	0	0	3	0	0	0	0	0	2		
	Team					1	2	3									
	Totals		17-49	6-25	11-18	4	25	29	22	51	8	15	2	6	200		

FG % 1st Half: 9-23 39.1% 2nd half: 8-26 30.8% Game: 17-49 34.7% Deadball Rebounds 2  
 3FG % 1st Half: 3-14 21.4% 2nd half: 3-11 27.3% Game: 6-25 24.0%  
 FT % 1st Half: 2-3 66.7% 2nd half: 9-15 60.0% Game: 11-18 61.1%

#### Louisville 77 • 11-3,1-0

#	Player	Total			3-Ptr			Rebounds			PF	TP	A	TO	Blk	Stl	Min
		FG	FGA	FT	FTA	FG											

# 2017-18 BOX SCORES

## Official Basketball Box Score -- Game Totals -- Final Statistics

### Duke vs Pitt

1/10/18 7:00 PM at Petersen Events Center (Pittsburgh, Pa.)

#### Duke 87 • (14-2, 2-2 ACC)

#	Player	Total			3-Ptr			Rebounds			PF	TP	A	TO	Blk	Stl	Min
		FG-FGA	FG-FGA	FT-FTA	FG-FGA	FG-FGA	FT-FTA	Off	Def	Tot							
34	Wendell Carter Jr.	f	4-6	0-1	2-2	3	4	7	4	10	3	0	1	1	1	16	
35	Marvin Bagley III	f	7-16	0-1	2-8	9	6	15	1	16	1	4	0	1	1	29	
01	Trevon Duval	g	5-8	3-5	1-3	1	0	1	4	14	3	1	0	3	26		
02	Gary Trent Jr.	g	6-10	2-5	0-0	0	4	4	2	14	5	1	0	2	30		
03	Grayson Allen	g	4-12	2-9	1-2	0	4	4	3	11	4	0	0	1	29		
14	Jordan Goldwire	g	1-1	0-0	0-0	0	1	1	2	2	2	0	0	1	16		
15	Alex O'Connell	g	3-3	2-2	0-1	1	1	2	0	8	0	0	0	0	16		
30	Antonio Vrankovic	g	1-2	0-0	0-0	0	0	0	2	2	1	0	0	0	7		
41	Jack White	g	0-1	0-1	0-0	1	1	2	0	0	2	0	1	2	13		
50	Justin Robinson	g	3-5	3-5	1-2	0	2	2	0	10	0	0	3	0	18		
Team						1	0	1	1								
Totals			34-64	12-29	7-18	16	23	39	19	87	21	6	5	11	200		

FG % 1st Half: 20-34 58.8% 2nd half: 14-30 46.7% Game: 34-64 53.1%  
 3FG % 1st Half: 8-17 47.1% 2nd half: 4-12 33.3% Game: 12-29 41.4%  
 FT % 1st Half: 2-6 33.3% 2nd half: 5-12 41.7% Game: 7-18 38.9%

#### Pitt 52 • (8-9, 0-4 ACC)

#	Player	Total			3-Ptr			Rebounds			PF	TP	A	TO	Blk	Stl	Min
		FG-FGA	FG-FGA	FT-FTA	FG-FGA	FG-FGA	FT-FTA	Off	Def	Tot							
23	Shamiel Stevenson	f	2-5	0-0	4-6	2	2	4	3	8	0	4	0	0	0	28	
42	Peace Ilegomah	c	0-0	0-0	1-2	0	0	0	2	1	0	0	0	0	6		
01	Parker Stewart	g	3-11	1-5	3-3	1	3	4	0	10	1	0	0	0	31		
05	Marcus Carr	g	1-8	0-3	1-2	1	3	4	1	3	3	4	0	3	33		
13	Khameron Davis	g	0-2	0-1	0-0	0	2	2	0	0	0	2	0	0	15		
00	Jared Wilson-Frame	g	7-17	1-9	2-2	1	1	2	2	17	2	3	0	0	30		
02	Jonathan Milligan	g	0-1	0-0	0-2	0	0	0	1	0	1	0	0	0	10		
15	Kene Chukwuka	g	3-3	2-2	0-1	4	0	4	4	8	1	1	1	0	23		
21	Terrell Brown	g	0-2	0-1	3-4	3	1	4	1	3	0	1	4	0	15		
24	Samson George	g	1-1	0-0	0-0	1	2	3	0	2	0	0	0	0	8		
35	Zach Smith	g	0-1	0-1	0-0	0	0	0	0	0	0	0	0	0	1		
Team						2	3	5									
Totals			17-51	4-22	14-22	15	17	32	14	52	8	15	5	3	200		

FG % 1st Half: 9-24 37.5% 2nd half: 8-27 29.6% Game: 17-51 33.3%  
 3FG % 1st Half: 1-9 11.1% 2nd half: 3-13 23.1% Game: 4-22 18.2%  
 FT % 1st Half: 5-8 62.5% 2nd half: 9-14 64.3% Game: 14-22 63.6%

Officials: Roger Ayers (R), James Luckie, John Gaffney  
 Technical fouls: Duke-Marvin Bagley III; TEAM: Pitt-Kene Chukwuka.  
 Attendance: 9180

Score by periods	1st	2nd	Total
Duke	50	37	87
Pitt	24	28	52

Last FG - DU 2nd-01:26, UP 2nd-01:55.  
 Largest lead - DU by 35 2nd-02:17, UP None.  
 DU led for 39:30, UP led for 00:00. Game was tied for 00:30.

	Points	In Paint	Off T/O	2nd Chance	Fast Break	Bench
DU	40	30	22	6	22	
UP	26	10	7	6	30	

Score tied - 0 times.  
 Lead changed - 0 times.

## Official Basketball Box Score -- Game Totals -- Final Statistics

### Pitt vs Syracuse

1/16/18 9:05 pm at Carrier Dome, Syracuse, N.Y.

#### Pitt 45 • (8-11) ((0-6))

#	Player	Total			3-Ptr			Rebounds			PF	TP	A	TO	Blk	Stl	Min
		FG-FGA	FG-FGA	FT-FTA	FG-FGA	FG-FGA	FT-FTA	Off	Def	Tot							
15	Kene Chukwuka	f	2-2	1-1	2-4	1	3	4	3	7	1	2	0	0	0	30	
21	Terrell Brown	c	2-9	0-0	2-2	2	4	6	4	6	1	1	2	2	32		
01	Parker Stewart	g	8-14	7-13	0-0	3	3	6	1	23	1	3	0	1	38		
05	Marcus Carr	g	0-6	0-4	2-2	0	1	1	4	2	4	3	0	1	19		
13	Khameron Davis	g	0-1	0-0	0-0	0	6	6	2	0	1	1	0	1	32		
00	Jared Wilson-Frame	g	1-6	0-5	3-3	0	2	2	2	5	2	1	0	0	25		
02	Jonathan Milligan	g	0-0	0-0	0-0	0	0	0	0	0	0	1	0	0	3		
23	Shamiel Stevenson	g	0-1	0-0	0-0	0	2	2	0	0	0	3	0	0	14		
24	Samson George	g	1-1	0-0	0-0	1	1	1	0	2	0	0	0	0	4		
33	Monty Boykins	g	0-0	0-0	0-0	0	1	1	0	0	0	1	0	0	3		
Team						1	1	2									
Totals			14-40	8-23	9-11	4	24	28	16	45	10	18	2	5	200		

FG % 1st Half: 7-21 33.3% 2nd half: 7-19 36.8% Game: 14-40 35.0%  
 3FG % 1st Half: 5-13 38.5% 2nd half: 3-10 30.0% Game: 8-23 34.8%  
 FT % 1st Half: 3-4 75.0% 2nd half: 6-7 85.7% Game: 9-11 81.8%

#### Syracuse 59 • (13-6) (2-4)

#	Player	Total			3-Ptr			Rebounds			PF	TP	A	TO	Blk	Stl	Min
		FG-FGA	FG-FGA	FT-FTA	FG-FGA	FG-FGA	FT-FTA	Off	Def	Tot							
02	Matthew Moyer	f	3-6	0-1	0-1	0	0	0	2	6	1	2	0	0	18		
11	Oshae Brissett	f	4-8	2-3	0-0	0	5	5	0	10	0	1	0	1	40-		
13	Paschal Chukwu	c	3-5	0-0	2-2	3	5	8	3	8	0	2	2	1	31		
23	Frank Howard	g	5-14	2-7	6-7	2	5	7	4	18	4	1	1	5	40		
25	Tyus Battle	g	7-16	1-6	0-0	0	1	1	1	15	3	0	0	1	37		
20	Howard Washington	g	0-1	0-1	0-0	0	1	1	0	0	1	1	0	2	6		
11	Marek Dolezal	g	0-1	0-0	2-2	1	3	4	2	2	2	2	0	0	19		
35	Bourama Sidibe	g	0-0	0-0	0-0	0	1	1	1	0	0	0	1	0	9		
Team						1	2	3									
Totals			22-51	5-18	10-12	7	23	30	13	59	11	10	4	10	200		

FG % 1st Half: 10-24 41.7% 2nd half: 12-27 44.4% Game: 22-51 43.1%  
 3FG % 1st Half: 3-11 27.3% 2nd half: 2-7 28.6% Game: 5-18 27.8%  
 FT % 1st Half: 4-5 80.0% 2nd half: 6-7 85.7% Game: 10-12 83.3%

Officials: Bill Covington, Michael Roberts, Bert Smith  
 Technical fouls: Pitt-None. Syracuse-None.  
 Attendance: 21259

Score by periods	1st	2nd	Total
Pitt	22	23	45
Syracuse	27	32	59

Last FG - UP 2nd-00:05, SU 2nd-00:10.  
 Largest lead - UP by 3 1st-04:22, SU by 16 2nd-00:10.  
 UP led for 02:40, SU led for 33:54. Game was tied for 02:26.

Score tied - 2 times.  
 Lead changed - 2 times.

## Official Basketball Box Score -- Game Totals -- Final Statistics

### Georgia Tech vs Pitt

1/13/18 2:00 PM at Petersen Events Center (Pittsburgh, Pa.)

#### Georgia Tech 69 • (10-7, 3-1 ACC)

#	Player	Total			3-Ptr			Rebounds			PF	TP	A	TO	Blk	Stl	Min
		FG-FGA	FG-FGA	FT-FTA	FG-FGA	FG-FGA	FT-FTA	Off	Def	Tot							
34	Abdoulaye Gueye	f	7-8	0-0	2-2	4	4	8	5	16	1	3	1	0	29		
44	Ben Lammers	c	4-9	0-0	3-6	5	11	16	2	11	0	0	2	0	37		
04	Brandon Alston	g	2-7	1-3	0-0	2	0	2	2	5	5	1	0	0	19		
05	Josh Okogie	g	3-6	0-1	6-6	1	2	3	4	12	4	3	1	2	31		
10	Jose Alvarado	g	3-7	2-6	2-3	0	3	3	2	10	1	0	0	1	35		
01	Tadric Jackson	g	6-11	0-0	1-2	1	0	1	1	13	1	1	0	1	24		
03	Evan Cole	g	1-2	0-1	0-0	1	0	1	0	2	0	0	0	0	1		
11	Evan Jester	g	0-0	0-0	0-0	0	0	0	0	0	0	0	0	0	1		
12	Moses Wright	g	0-1	0-0	0-0	0	0	0	0	0	0	0	0	0	3		
13	Curtis Hayward II	g	0-4	0-4	0-0	0	4	4	2	0	3	1	0	0	17		
24	Sylvester Ogbonda	g	0-0	0-0	0-0	0	0	0	0	0	0	0	0	0	1		
32	Avi Schafer	g	0-0	0-0	0-0	0	0	0	1	0	0	0	0	0	1		
55	Malachi Rice	g	0-0	0-0	0-0	0	0	0	0	0	0	0	0	0	1		
Team						1	0	1									
Totals			26-55	3-15	14-19	15	24	39	19	69	15	12	4	4	200		

FG % 1st Half: 16-29 55.2% 2nd half: 10-26 38.5% Game: 26-55 47.3%  
 3FG % 1st Half: 2-8 25.0% 2nd half: 1-7 14.3% Game: 3-15 20.0%  
 FT % 1st Half: 6-7 85.7% 2nd half: 8-12 66.7% Game: 14-19 73.7%

#### Pitt 54 • (8-10, 0-5 ACC)

#	Player	Total			3-Ptr			Rebounds			PF	TP	A	TO	Blk	Stl	Min
		FG-FGA	FG-FGA	FT-FTA	FG-FGA	FG-FGA	FT-FTA	Off	Def	Tot							
00	J																

# 2017-18 BOX SCORES

Official Basketball Box Score -- Game Totals -- Final Statistics  
**NC State vs Pitt**  
 1/24/18 9:00 PM at Petersen Events Center (Pittsburgh, Pa.)

**NC State 72 • (14-7, 4-4 ACC)**

#	Player	Total		3-Ptr		Rebounds			PF	TP	A	TO	Blk	Stl	Min
		FG	FGA	FG	FGA	FT	FTA	Off							
00	Abdul-Malik Abu	f	2-4	0-0	2-2	2	1	3	2	6	0	0	0	0	11
14	Omer Yurtseven	c	6-7	0-0	4-4	1	3	4	3	16	1	2	2	1	27
02	Torin Dorn	g	5-13	0-1	2-2	4	5	9	2	12	1	1	2	0	27
10	Braxton Beverly	g	3-15	3-14	0-0	1	3	4	3	9	2	1	0	0	34
11	Markell Johnson	g	2-4	1-1	0-0	2	5	7	2	5	12	2	0	3	31
01	Lennard Freeman	g	0-1	0-0	2-2	1	1	2	0	2	0	1	2	1	12
03	Lavar Batts Jr.	g	0-2	0-1	0-0	1	1	2	1	0	2	3	0	1	11
12	Allerik Freeman	g	3-13	2-6	5-5	1	4	5	0	13	1	0	0	0	26
15	Sam Hunt	g	3-12	3-12	0-0	0	2	2	1	9	2	0	0	2	21
	Team					4	0	4			2				
	<b>Totals</b>		<b>24-71</b>	<b>9-35</b>	<b>15-15</b>	<b>17</b>	<b>25</b>	<b>42</b>	<b>14</b>	<b>72</b>	<b>21</b>	<b>12</b>	<b>6</b>	<b>8</b>	<b>200</b>

FG % 1st Half: 11-43 25.6% 2nd half: 13-28 46.4% Game: 24-71 33.8%  
 3FG % 1st Half: 4-19 21.1% 2nd half: 5-16 31.3% Game: 9-35 25.7%  
 FT % 1st Half: 7-7 100.0% 2nd half: 8-8 100.0% Game: 15-15 100.0%

**Pitt 68 • (8-13, 0-8 ACC)**

#	Player	Total		3-Ptr		Rebounds			PF	TP	A	TO	Blk	Stl	Min
		FG	FGA	FG	FGA	FT	FTA	Off							
00	Jared Wilson-Frame	f	7-14	3-9	5-5	0	4	4	0	22	4	2	0	0	34
15	Kene Chukwuka	c	3-7	1-4	0-0	0	0	0	4	7	0	1	1	0	12
01	Parker Stewart	g	0-6	0-4	2-2	0	1	1	2	2	0	1	1	2	27
05	Marcus Carr	g	3-10	0-6	3-4	1	2	3	2	9	3	2	0	1	30
13	Khameron Davis	g	3-5	3-4	0-0	1	5	6	1	9	2	2	3	0	34
02	Jonathan Milligan	g	0-2	0-1	0-0	1	1	2	0	0	1	1	0	0	10
21	Terrell Brown	g	2-5	0-0	0-0	0	5	5	3	4	0	1	2	0	16
23	Shamiel Stevenson	g	4-5	1-1	2-2	2	4	6	1	11	2	3	0	0	26
42	Peace Ilegomah	g	1-1	0-0	2-2	0	2	2	1	4	1	0	0	0	11
	Team					1	4	5			1				
	<b>Totals</b>		<b>23-55</b>	<b>8-29</b>	<b>14-15</b>	<b>6</b>	<b>28</b>	<b>34</b>	<b>14</b>	<b>68</b>	<b>13</b>	<b>14</b>	<b>7</b>	<b>3</b>	<b>200</b>

FG % 1st Half: 14-26 53.8% 2nd half: 9-29 31.0% Game: 23-55 41.8%  
 3FG % 1st Half: 8-15 53.3% 2nd half: 0-14 0.0% Game: 8-29 27.6%  
 FT % 1st Half: 7-8 87.5% 2nd half: 7-7 100.0% Game: 14-15 93.3%

Officials: Ted Valentine (R), Tony Greene, Kipp Kissingner  
 Technical fouls: NC State-None. Pitt-None.  
 Attendance: 2566

Score by periods	1st	2nd	Total
NC State	33	39	72
Pitt	43	25	68

Points	In	Off	2nd	Fast	Bench
ST	26	19	20	13	24
UP	28	8	5	6	19

Last FG - ST 2nd-00:17, UP 2nd-00:12.  
 Largest lead - ST by 11 1st-15:05, UP by 15 1st-02:18.  
 ST led for 11:40, UP led for 27:29. Game was tied for 00:51.

Score tied - 2 times.  
 Lead changed - 4 times.

Official Basketball Box Score -- Game Totals -- Final Statistics  
**Syracuse vs Pitt**  
 1/27/18 4:00 PM at Petersen Events Center (Pittsburgh, Pa.)

**Syracuse 60 • (15-6, 4-4 ACC)**

#	Player	Total		3-Ptr		Rebounds			PF	TP	A	TO	Blk	Stl	Min
		FG	FGA	FG	FGA	FT	FTA	Off							
11	Oshae Brissett	f	4-16	1-5	0-0	3	5	8	3	9	3	1	2	2	37
21	Marek Dolezaj	f	2-6	0-0	3-5	3	2	5	3	7	3	2	2	0	29
13	Paschal Chukwu	c	0-4	0-0	2-4	5	1	6	2	2	0	0	3	0	17
23	Frank Howard	g	2-10	0-4	2-3	0	2	2	3	6	4	3	0	2	36
25	Tyus Battle	g	5-10	2-6	2-2	0	5	5	1	14	2	2	1	1	39
10	Howard Washington	g	0-0	0-0	4-4	0	3	3	0	4	2	1	0	1	11
35	Bourama Sidibe	g	6-8	0-0	6-8	3	13	16	4	18	0	2	3	0	31
	Team					0	3	3							
	<b>Totals</b>		<b>19-54</b>	<b>3-15</b>	<b>19-26</b>	<b>14</b>	<b>34</b>	<b>48</b>	<b>16</b>	<b>60</b>	<b>14</b>	<b>11</b>	<b>11</b>	<b>6</b>	<b>200</b>

FG % 1st Half: 6-27 22.2% 2nd half: 13-27 48.1% Game: 19-54 35.2%  
 3FG % 1st Half: 1-10 10.0% 2nd half: 2-5 40.0% Game: 3-15 20.0%  
 FT % 1st Half: 9-12 75.0% 2nd half: 10-14 71.4% Game: 19-26 73.1%

**Pitt 55 • (8-14, 0-9 ACC)**

#	Player	Total		3-Ptr		Rebounds			PF	TP	A	TO	Blk	Stl	Min
		FG	FGA	FG	FGA	FT	FTA	Off							
00	Jared Wilson-Frame	f	7-23	3-13	1-2	6	7	13	2	18	1	2	0	3	35
15	Kene Chukwuka	c	0-1	0-1	0-0	1	0	1	1	0	0	1	2	0	10
01	Parker Stewart	g	2-9	2-8	0-0	0	5	5	4	6	1	0	0	0	37
05	Marcus Carr	g	4-12	2-6	6-8	1	1	2	2	16	12	3	0	1	37
13	Khameron Davis	g	3-9	1-4	0-0	1	5	6	3	7	0	0	1	2	33
02	Jonathan Milligan	g	0-1	0-1	3-3	0	1	1	1	3	0	1	0	0	6
21	Terrell Brown	g	1-7	0-0	0-1	3	3	6	3	2	0	1	6	0	30
23	Shamiel Stevenson	g	1-3	1-1	0-0	0	1	1	1	3	0	1	0	0	8
33	Monty Boykins	g	0-0	0-0	0-0	0	1	1	0	0	0	0	0	0	2
42	Peace Ilegomah	g	0-0	0-0	0-0	0	0	0	1	0	0	0	0	0	2
	Team					4	2	6							
	<b>Totals</b>		<b>18-65</b>	<b>9-34</b>	<b>10-14</b>	<b>16</b>	<b>26</b>	<b>42</b>	<b>18</b>	<b>55</b>	<b>14</b>	<b>9</b>	<b>9</b>	<b>6</b>	<b>200</b>

FG % 1st Half: 8-27 29.6% 2nd half: 10-38 26.3% Game: 18-65 27.7%  
 3FG % 1st Half: 3-15 20.0% 2nd half: 6-19 31.6% Game: 9-34 26.5%  
 FT % 1st Half: 1-4 25.0% 2nd half: 9-10 90.0% Game: 10-14 71.4%

Officials: Ed Corbett (R), James Breeding, Sean Hull  
 Technical fouls: Syracuse-None. Pitt-None.  
 Attendance: 7033

Score by periods	1st	2nd	Total
Syracuse	22	38	60
Pitt	20	35	55

Points	In	Off	2nd	Fast	Bench
SU	14	5	11	8	22
UP	20	2	8	6	8

Last FG - SU 2nd-00:35, UP 2nd-00:05.  
 Largest lead - SU by 9 2nd-02:35, UP by 8 1st-13:39.  
 SU led for 23:25, UP led for 12:34. Game was tied for 04:01.

Score tied - 7 times.  
 Lead changed - 3 times.

Official Basketball Box Score -- Game Totals -- Final Statistics  
**Pitt vs Miami**  
 01/31/18 7:05 pm at Coral Gables, Fla. (Watsco Center)

**Pitt 57 • 8-15 (0-10 ACC)**

#	Player	Total		3-Ptr		Rebounds			PF	TP	A	TO	Blk	Stl	Min
		FG	FGA	FG	FGA	FT	FTA	Off							
00	Jared Wilson-Frame	* f	6-13	5-11	0-0	0	2	2	4	17	2	2	0	0	28
01	Parker Stewart	* g	3-12	3-11	2-2	2	2	4	1	11	2	2	0	0	32
05	Marcus Carr	* g	6-12	2-5	0-0	0	1	1	4	14	7	2	0	0	36
13	Khameron Davis	* g	0-1	0-1	0-0	0	7	7	1	0	1	0	0	0	19
15	Kene Chukwuka	* g	0-1	0-1	0-0	1	1	2	0	2	0	0	0	0	20
02	Jonathan Milligan	* g	0-2	0-1	0-0	0	0	0	1	0	0	1	0	0	11
21	Terrell Brown	* g	3-4	0-0	1-1	0	1	1	5	7	1	2	2	0	16
23	Shamiel Stevenson	* g	4-8	0-0	0-0	1	3	4	1	8	1	1	0	2	30
33	Monty Boykins	* g	0-0	0-0	0-0	0	0	0	0	0	0	0	0	0	3
42	Peace Ilegomah	* g	0-0	0-0	0-0	0	2	2	0	0	0	0	0	1	5
	Team					0	1	1							
	<b>Totals</b>		<b>22-53</b>	<b>10-30</b>	<b>3-3</b>	<b>4</b>	<b>20</b>	<b>24</b>	<b>19</b>	<b>57</b>	<b>16</b>	<b>11</b>	<b>2</b>	<b>3</b>	<b>200</b>

FG % 1st Half: 10-23 43.5% 2nd half: 12-30 40.0% Game: 22-53 41.5%  
 3FG % 1st Half: 5-12 41.7% 2nd half: 5-18 27.8% Game: 10-30 33.3%  
 FT % 1st Half: 0-0 0.0% 2nd half: 3-3 100.0% Game: 3-3 100.0%

**Miami 69 • 16-5 (5-4 ACC)**

#	Player	Total		3-Ptr		Rebounds			PF	TP	A	TO	Blk	Stl	Min
		FG	FGA	FG	FGA	FT	FTA	Off							
01	Dejan Vasiljevic	* g	3-7	2-5	0-1	2	1	3	1	8	0	0	0	1	26
02	Chris Lykes	* g	3-10	2-6	5-8	0	3	3	2	13	5	2	0	0	33
03	Anthony Lawrence II	* g	5-11	0-1	0-0	2	8	10	2	10	3	0	0	2	32
04	Lonnie Walker IV	* g	4-10	2-8	6-6	0	5	5	1	16	3	2	0	0	37
20	Dewan Huell	* g	4-7	0-0	3-4	3	3	6	0	11	1	1	0	0	30
00	Ja'Quan Newton	* g	1-4												

# 2017-18 BOX SCORES

## Official Basketball Box Score -- Game Totals -- Final Statistics

**Pitt vs Clemson**  
02/08/18 7:05 PM at Clemson, S.C. (Littlejohn Coliseum)

### Pitt 48 • 8-17 (0-12 ACC)

#	Player	Total			3-Ptr			Rebounds			PF	TP	A	TO	Blk	Stl	Min
		FG	FGA	FT	FTA	Off	Def	Tot									
13	Khameron Davis	f	2-2	0-0	1-2	0	1	1	2	5	1	1	0	0	0	29	
21	Terrell Brown	f	9-15	1-2	0-0	2	6	8	2	19	0	4	2	1	28		
00	Jared Wilson-Frame	f	2-6	2-4	0-0	0	3	3	2	16	0	4	0	0	24		
01	Parker Stewart	g	2-6	2-4	2-3	0	4	4	2	8	0	0	0	0	31		
05	Marcus Carr	g	1-7	0-2	1-2	0	1	1	1	3	4	2	0	0	27		
02	Jonathan Milligan	g	2-5	0-1	0-0	0	1	1	0	4	1	1	0	0	13		
15	Kene Chukwuka	g	0-3	0-1	0-0	2	4	6	1	0	0	0	0	1	21		
22	Anthony Starzynski	g	0-0	0-0	0-0	0	0	0	0	0	0	0	0	0	2		
23	Shamuel Stevenson	g	0-2	0-1	3-6	1	1	2	1	3	0	2	0	0	17		
24	Samson George	g	0-0	0-0	0-0	0	0	0	0	0	0	0	0	0	2		
33	Monty Boykins	g	0-0	0-0	0-0	0	0	0	0	0	0	0	0	0	3		
35	Zach Smith	g	0-0	0-0	0-0	0	0	0	0	0	0	0	0	0	0+		
42	Peace Ilegomah	g	0-0	0-0	0-2	0	1	1	0	0	0	0	0	0	3		
	Team					0	1	1									
	<b>Totals</b>		18-46	5-15	7-15	5	23	28	11	48	7	15	3	5	200		

FG % 1st Half: 9-25 36.0% 2nd half: 9-21 42.9% Game: 18-46 39.1%  
3FG % 1st Half: 3-9 33.3% 2nd half: 2-6 33.3% Game: 5-15 33.3%  
FT % 1st Half: 1-2 50.0% 2nd half: 6-13 46.2% Game: 7-15 46.7%

### Clemson 72 • 20-4 (9-3 ACC)

#	Player	Total			3-Ptr			Rebounds			PF	TP	A	TO	Blk	Stl	Min
		FG	FGA	FT	FTA	Off	Def	Tot									
00	Clyde Trapp	g	1-3	1-2	0-0	0	3	3	1	3	3	2	0	0	20		
02	Marquise Reed	g	2-7	0-2	0-0	1	1	2	4	7	2	0	1	0	23		
04	Shelton Mitchell	g	4-9	3-6	1-2	0	2	2	1	12	3	3	0	1	34		
05	Mark Donnal	g	2-3	1-1	0-0	1	1	2	0	5	0	0	1	0	11		
10	Gabe Devoe	g	9-16	7-11	0-1	1	5	6	0	25	0	0	1	1	36		
14	Elijah Thomas	g	5-10	0-0	0-0	3	8	11	3	10	3	1	3	0	23		
20	Malik William	g	0-2	0-1	0-0	2	0	2	0	0	0	0	0	0	5		
21	Anthony Oliver II	g	1-2	0-0	0-0	1	1	2	0	2	0	0	0	0	2		
22	Scott Spencer	g	0-3	0-3	0-0	0	0	0	0	0	0	0	0	0	6		
24	David Skara	g	2-3	0-1	5-6	1	0	1	1	9	0	0	0	2	27		
25	Aamir Simms	g	1-1	0-0	0-0	0	4	4	2	2	1	0	0	0	13		
	Team					0	0	0									
	<b>Totals</b>		27-59	12-27	6-9	10	25	35	10	72	17	8	5	5	200		

FG % 1st Half: 12-27 44.4% 2nd half: 15-32 46.9% Game: 27-59 45.8%  
3FG % 1st Half: 4-13 30.8% 2nd half: 8-14 57.1% Game: 12-27 44.4%  
FT % 1st Half: 4-7 57.1% 2nd half: 2-2 100.0% Game: 6-9 66.7%

Officials: Mike Eades, Lamar Simpson, Terry Wyrmer  
Technical fouls: Pitt-None. Clemson-None.  
Attendance: 7573

Score by periods	1st	2nd	Total
Pitt	22	26	48
Clemson	32	40	72

	In	Off	2nd	Fast	Bench
Points	Paint	T/O	Chance	Break	
UP	22	11	5	6	7
CU	30	22	11	2	72

Last FG - UP 2nd-03:04, CU 2nd-00:28.  
Largest lead - UP by 3 1st-17:43, CU by 28 2nd-14:21.  
UP led for 00:50, CU led for 36:45. Game was tied for 02:25.

## Official Basketball Box Score -- Game Totals -- Final Statistics

**Boston College vs Pitt**  
2/13/18 7:00 PM at Petersen Events Center (Pittsburgh, Pa.)

### Boston College 81 • (16-10, 6-7 ACC)

#	Player	Total			3-Ptr			Rebounds			PF	TP	A	TO	Blk	Stl	Min
		FG	FGA	FT	FTA	Off	Def	Tot									
21	Nik Popovic	f	3-7	0-1	3-4	6	8	14	1	9	1	3	1	0	31		
40	Steffon Mitchell	f	0-3	0-0	0-2	5	4	9	1	0	5	1	0	2	38		
01	Ky Bowman	g	4-13	1-7	0-0	2	4	6	2	9	7	3	0	0	39		
01	Jerome Robinson	g	11-18	1-5	4-4	1	3	4	3	27	2	1	0	0	29		
25	Jordan Chatman	g	5-15	5-12	2-2	0	6	6	1	17	2	0	0	3	38		
02	Avery Wilson	g	2-2	0-0	0-0	0	0	0	0	4	0	0	0	0	1		
11	Vin Baker, Jr.	g	3-7	2-4	3-3	2	0	2	1	11	1	1	0	0	11		
12	Johncarlos Reyes	g	1-1	0-0	0-0	1	0	1	2	2	0	2	0	0	9		
13	Luka Kraljevic	g	0-0	0-0	2-2	0	0	0	0	2	1	0	0	0	4		
	Team					1	0	1									
	<b>Totals</b>		29-66	9-29	14-17	18	25	43	11	81	19	11	1	8	200		

FG % 1st Half: 10-35 28.6% 2nd half: 19-31 61.3% Game: 29-66 43.9%  
3FG % 1st Half: 6-20 30.0% 2nd half: 3-9 33.3% Game: 9-29 31.0%  
FT % 1st Half: 6-7 85.7% 2nd half: 8-10 80.0% Game: 14-17 82.4%

### Pitt 58 • (8-19, 0-14 ACC)

#	Player	Total			3-Ptr			Rebounds			PF	TP	A	TO	Blk	Stl	Min
		FG	FGA	FT	FTA	Off	Def	Tot									
15	Kene Chukwuka	f	2-4	0-1	1-2	0	2	2	5	5	4	0	0	1	22		
21	Terrell Brown	c	2-5	0-0	0-0	0	4	4	2	4	0	3	1	0	23		
01	Parker Stewart	g	5-10	4-8	2-3	0	0	0	1	16	0	1	0	1	32		
05	Marcus Carr	g	2-4	1-2	2-2	0	2	2	7	5	5	0	2	0	30		
13	Khameron Davis	g	1-4	1-3	0-0	0	5	5	0	3	1	3	0	3	26		
00	Jared Wilson-Frame	g	4-11	3-7	0-0	1	4	5	2	11	1	2	0	0	25		
02	Jonathan Milligan	g	1-4	0-1	2-2	0	1	1	4	2	2	0	0	0	17		
12	Joe Mascaro	g	0-0	0-0	0-0	0	0	0	0	0	0	0	0	0	1		
22	Anthony Starzynski	g	1-1	1-1	0-0	0	0	0	0	3	0	0	0	0	1		
23	Shamuel Stevenson	g	2-5	1-2	0-0	0	2	2	1	5	0	2	0	0	22		
35	Zach Smith	g	0-0	0-0	0-0	0	0	0	1	0	1	0	0	0	1		
	Team					1	0	1									
	<b>Totals</b>		20-48	11-25	7-9	2	20	22	15	58	14	20	1	7	200		

FG % 1st Half: 11-20 55.0% 2nd half: 9-28 32.1% Game: 20-48 41.7%  
3FG % 1st Half: 5-8 62.5% 2nd half: 6-17 35.3% Game: 11-25 44.0%  
FT % 1st Half: 7-8 87.5% 2nd half: 0-1 0.0% Game: 7-9 77.8%

Officials: Roger Ayers (R), Ted Valentine, Mark Schnur  
Technical fouls: Boston College-Jerome Robinson. Pitt-None.  
Attendance: 2835

Score by periods	1st	2nd	Total
Boston College	32	49	81
Pitt	34	24	58

	In	Off	2nd	Fast	Bench
Points	Paint	T/O	Chance	Break	
BC	34	21	14	13	19
UP	16	10	0	9	23

Last FG - BC 2nd-00:14, UP 2nd-00:47.  
Largest lead - BC by 23 2nd-00:14, UP by 15 1st-07:17.  
BC led for 19:12, UP led for 18:55. Game was tied for 01:53.

## Official Basketball Box Score -- Game Totals -- Final Statistics

**Louisville vs Pitt**  
2/11/18 1:00 PM at Petersen Events Center (Pittsburgh, Pa.)

### Louisville 94 • (18-8, 8-5 ACC)

#	Player	Total			3-Ptr			Rebounds			PF	TP	A	TO	Blk	Stl	Min
		FG	FGA	FT	FTA	Off	Def	Tot									
13	Ray Spalding	f	3-5	0-0	2-4	1	5	6	4	8	1	0	0	2	19		
14	Anas Mahmoud	f	6-9	0-0	2-2	0	5	5	2	14	0	0	0	2	26		
00	Vj King	g	5-8	0-1	4-6	0	1	1	2	14	1	0	0	1	22		
02	Darius Perry	g	2-2	1-1	2-2	0	3	3	2	7	3	0	2	3	34		
04	Quentin Snider	g	4-8	3-5	0-0	0	0	0	0	11	5	1	0	1	21		
01	Lance Thomas	g	2-3	0-1	2-2	0	1	1	5	6	0	2	0	0	10		
03	Jo Griffin	g	0-0	0-0	0-0	0	0	0	0	0	1	0	0	0	2		
05	Malik Williams	g	5-7	4-5	0-0	0	4	4	0	14	0	0	0	0	14		
12	Jacob Redding	g	0-0	0-0	0-0	0	0	0	0	0	0	0	0	0	2		
24	Dwayne Sutton	g	1-1	0-0	0-0	0	6	6	1	2	1	0	2	0	12		
30	Ryan McMahon	g	1-5	1-4	2-2	0	1	1	0	5	5	1	0	0	21		
33	Jordan Nwora	g	5-6	1-2	2-3	1	5	6	3	13	2	1	0	0	17		
	Team					2	2	4									
	<b>Totals</b>		34-54	10-19	16-21	4	33	37	19	94	23	8	4	7	200		

FG % 1st Half: 17-27 63.0% 2nd half: 17-27 63.0% Game: 34-54 63.0%<

# 2017-18 BOX SCORES

Official Basketball Box Score -- Game Totals -- Final Statistics

## Wake Forest vs Pitt

2/21/18 9:00 PM at Petersen Events Center (Pittsburgh, Pa.)

### Wake Forest 63 • (11-17,4-12 ACC)

##	Player	Total		3-Ptr		Rebounds			PF	TP	A	TO	Blk	Stl	Min
		FG-FGA	FG-FGA	FT-FTA	Off	Def	Tot								
20	Terrence Thompson	f	1-2	0-0	0-0	1	3	4	1	2	0	1	0	1	11
04	Doral Moore	c	6-11	0-0	1-3	3	6	9	2	13	0	3	3	0	27
10	Mitchell Wilbekin	g	4-9	2-4	2-2	0	4	4	0	12	1	0	0	0	35
13	Bryant Crawford	g	5-10	0-3	4-4	1	5	6	1	14	3	0	0	0	34
23	Chaundee Brown	g	0-3	0-2	0-0	0	3	3	1	0	1	1	0	0	21
00	Brandon Childress		0-4	0-1	9-9	0	1	1	2	9	2	0	0	1	22
01	Keyshawn Woods		3-9	1-2	4-4	1	3	4	1	11	3	0	0	0	30
02	Donovan Mitchell		0-0	0-0	0-0	0	1	1	0	0	0	0	0	0	3
30	Olivier Sarr		1-2	0-0	0-1	1	1	2	3	2	0	0	0	0	7
34	Sunday Okeke		0-0	0-0	0-0	1	1	2	5	0	1	0	0	1	10
	Team					0	2	2							
Totals			20-50	3-12	20-23	8	30	38	16	63	11	5	3	3	200

FG % 1st Half: 10-27 37.0% 2nd half: 10-23 43.5% Game: 20-50 40.0%  
 3FG % 1st Half: 2-6 33.3% 2nd half: 1-6 16.7% Game: 3-12 25.0%  
 FT % 1st Half: 5-8 62.5% 2nd half: 15-15 100.0% Game: 20-23 87.0%

### Pitt 57 • (8-21, 0-16 ACC)

##	Player	Total		3-Ptr		Rebounds			PF	TP	A	TO	Blk	Stl	Min
		FG-FGA	FG-FGA	FT-FTA	Off	Def	Tot								
00	Jared Wilson-Frame	f	4-11	3-7	0-0	0	2	2	3	11	4	3	0	0	25
15	Kene Chukwuka	c	0-3	0-3	0-0	0	4	4	3	0	0	0	0	0	14
01	Parker Stewart	g	3-6	3-5	0-0	0	7	7	0	9	1	0	2	1	30
05	Marcus Carr	g	4-12	1-7	2-2	0	3	3	4	11	4	0	0	0	28
13	Khameron Davis	g	1-2	0-1	0-0	0	3	3	1	2	1	0	0	1	26
02	Jonathan Milligan		2-4	1-3	2-3	0	0	0	2	7	1	0	0	0	23
21	Terrell Brown		3-9	1-2	0-0	2	1	3	3	7	1	0	0	0	26
23	Shamiel Stevenson		2-5	1-2	5-10	2	4	6	1	10	1	3	0	1	27
42	Peace Ilegomah		0-0	0-0	0-0	0	0	0	0	0	0	0	0	1	
	Team					2	0	2			2				
Totals			19-52	10-30	9-15	6	24	30	17	57	13	8	2	3	200

FG % 1st Half: 11-24 45.8% 2nd half: 8-28 28.6% Game: 19-52 36.5%  
 3FG % 1st Half: 4-12 33.3% 2nd half: 6-18 33.3% Game: 10-30 33.3%  
 FT % 1st Half: 2-4 50.0% 2nd half: 7-11 63.6% Game: 9-15 60.0%

Officials: Mike Eades (R), Ron Groover, Clarence Armstrong  
 Technical fouls: Wake Forest-None. Pitt-None.  
 Attendance: 2420

Score by periods	1st	2nd	Total
Wake Forest	27	36	63
Pitt	28	29	57

Last FG - WF 2nd-01:36, UP 2nd-00:17.  
 Largest lead - WF by 7 2nd-03:43, UP by 6 1st-09:36.  
 WF led for 22:45, UP led for 15:08. Game was tied for 02:07.

Points	In	Off	2nd	Fast	Bench
WF	30	7	6	3	22
UP	16	2	4	5	24

Score tied - 5 times.  
 Lead changed - 5 times.

Official Basketball Box Score -- Game Totals -- Final Statistics

## Virginia vs Pitt

2/24/18 4:00 PM at Petersen Events Center (Pittsburgh, Pa.)

### Virginia 66 • (26-2, 15-1 ACC)

##	Player	Total		3-Ptr		Rebounds			PF	TP	A	TO	Blk	Stl	Min
		FG-FGA	FG-FGA	FT-FTA	Off	Def	Tot								
21	Isaiah Wilkins	f	2-3	0-0	0-0	0	4	4	1	4	1	0	1	0	21
33	Jack Salt	c	2-3	0-0	0-0	2	2	4	1	4	0	1	1	2	12
00	Devon Hall	g	2-4	1-3	0-0	0	4	4	0	5	4	0	0	1	25
05	Kyle Guy	g	1-4	1-3	0-0	0	1	1	0	3	1	0	0	0	19
11	Ty Jerome	g	5-10	2-5	1-1	0	1	1	1	13	1	0	0	0	24
02	Justice Bartley		0-0	0-0	0-0	0	0	0	0	0	0	0	0	0	2
10	Trevon Gross, Jr.		1-1	0-0	0-0	1	1	2	0	2	0	0	0	0	4
12	De'Andre Hunter		5-9	2-2	2-2	3	7	10	4	14	3	0	0	0	22
23	Nigel Johnson		4-6	2-2	2-2	0	1	1	0	12	3	3	0	0	23
24	Marco Anthony		1-5	0-1	1-3	0	2	2	0	3	1	1	1	0	14
25	Mamadi Diakite		1-3	0-0	0-0	0	5	5	1	2	1	2	2	0	24
30	Jay Huff		1-1	0-0	2-3	1	0	1	2	4	0	0	2	0	8
45	Austin Katstra		0-0	0-0	0-0	0	1	1	0	0	0	0	0	0	2
	Team					0	1	1			1				
Totals			25-49	8-16	8-11	7	30	37	10	66	15	8	7	3	200

FG % 1st Half: 12-23 52.2% 2nd half: 13-26 50.0% Game: 25-49 51.0%  
 3FG % 1st Half: 4-8 50.0% 2nd half: 4-8 50.0% Game: 8-16 50.0%  
 FT % 1st Half: 2-2 100.0% 2nd half: 6-9 66.7% Game: 8-11 72.7%

### Pitt 37 • (8-22, 0-17 ACC)

##	Player	Total		3-Ptr		Rebounds			PF	TP	A	TO	Blk	Stl	Min
		FG-FGA	FG-FGA	FT-FTA	Off	Def	Tot								
23	Shamiel Stevenson	f	1-5	0-2	0-0	1	2	3	1	2	0	3	1	0	32
21	Terrell Brown	c	0-4	0-2	0-0	1	3	4	0	0	0	0	2	0	21
02	Jonathan Milligan	g	1-7	0-2	6-7	1	1	2	1	8	2	0	0	0	29
33	Monty Boykins	g	0-2	0-1	1-2	0	1	1	0	1	0	0	0	0	5
35	Zach Smith	g	0-1	0-1	0-0	0	0	0	0	0	0	0	0	0	4
00	Jared Wilson-Frame		3-7	3-6	0-0	0	2	2	0	9	3	0	0	0	24
01	Parker Stewart		4-10	4-8	0-0	1	3	4	3	12	2	0	0	0	27
05	Marcus Carr		0-5	0-1	1-2	0	2	2	1	1	0	1	0	0	14
12	Joe Mascaro		0-0	0-0	0-0	0	0	0	0	0	0	0	0	0	1
13	Khameron Davis		1-2	0-0	0-0	0	3	3	1	2	1	1	0	1	22
15	Kene Chukwuka		1-3	0-2	0-0	0	1	1	2	2	0	2	0	1	17
24	Samson George		0-0	0-0	0-0	0	0	0	0	0	0	0	0	0	2
42	Peace Ilegomah		0-0	0-0	0-0	0	0	0	3	0	0	1	1	0	2
	Team					2	0	2			1				
Totals			11-46	7-25	8-11	6	18	24	12	37	8	9	4	2	200

FG % 1st Half: 1-22 4.5% 2nd half: 10-24 41.7% Game: 11-46 23.9%  
 3FG % 1st Half: 1-13 7.7% 2nd half: 6-12 50.0% Game: 7-25 28.0%  
 FT % 1st Half: 4-5 80.0% 2nd half: 4-6 66.7% Game: 8-11 72.7%

Officials: Ted Valentine (R), Tim Clougherty, Mark Schnur  
 Technical fouls: Virginia-None. Pitt-None.  
 Attendance: 6534

Score by periods	1st	2nd	Total
Virginia	30	36	66
Pitt	7	30	37

Points	In	Off	2nd	Fast	Bench
VA	28	17	8	2	37
UP	8	8	3	2	26

Last FG - VA 2nd-00:31, UP 2nd-01:56.  
 Largest lead - VA by 31 2nd-15:15, UP None.  
 VA led for 39:47, UP led for 00:00. Game was tied for 00:13.

Score tied - 0 times.  
 Lead changed - 0 times.



**2017-18 Pitt Men's Basketball**  
**Pitt Combined Team Statistics (as of Feb 24, 2018)**  
**All games**

<b>RECORD:</b>	<b>OVERALL</b>	<b>HOME</b>	<b>AWAY</b>	<b>NEUTRAL</b>
ALL GAMES	8-22	7-11	0-9	1-2
CONFERENCE	0-17	0-9	0-8	0-0
NON-CONFERENCE	8-5	7-2	0-1	1-2

##	Player	gp-gs	min	Total		3-Point		F-Throw		Rebounds				pf	dq	a	to	blk	stl	pts	avg	
				fg-fga	fg%	3fg-fga	3fg%	ft-fa	ft%	off	def	tot	avg									
04	Ryan Luther	10-10	325	32.5	48-105	.457	12-31	.387	19-29	.655	36	65	101	10.1	28	1	28	19	7	16	127	12.7
00	Jared Wilson-Frame	30-22	833	27.8	128-345	.371	66-208	.317	56-67	.836	23	80	103	3.4	58	1	48	70	4	16	378	12.6
05	Marcus Carr	30-26	854	28.5	99-249	.398	34-100	.340	66-79	.835	7	76	83	2.8	65	1	122	82	3	20	298	9.9
01	Parker Stewart	30-18	779	26.0	83-212	.392	67-168	.399	37-47	.787	12	84	96	3.2	47	0	27	19	5	14	270	9.0
23	Shamiel Stevenson	30-12	721	24.0	90-176	.511	14-37	.378	67-110	.609	27	109	136	4.5	45	1	29	68	8	15	261	8.7
02	Jonathan Milligan	30-9	525	17.5	49-114	.430	10-45	.222	47-63	.746	2	28	30	1.0	29	0	43	38	1	9	155	5.2
21	Terrell Brown	29-15	485	16.7	48-119	.403	3-17	.176	22-35	.629	36	56	92	3.2	60	2	16	30	38	6	121	4.2
13	Khameron Davis	30-21	708	23.6	44-102	.431	22-55	.400	14-20	.700	6	78	84	2.8	49	1	29	35	15	18	124	4.1
15	Kene Chukwuka	29-13	502	17.3	26-72	.361	9-46	.196	13-30	.433	24	55	79	2.7	74	2	26	28	13	15	74	2.6
33	Monty Boykins	20-1	113	5.7	6-31	.194	4-21	.190	11-22	.500	0	10	10	0.5	8	0	2	7	0	2	27	1.4
24	Samson George	14-0	52	3.7	5-8	.625	0-0	.000	1-3	.333	3	9	12	0.9	6	0	1	0	0	0	11	0.8
22	Anthony Starzynski	4-0	5	1.3	1-1	1.000	1-1	1.000	0-0	.000	0	0	0	0.0	0	0	0	1	0	0	3	0.8
42	Peace Ilegomah	23-2	133	5.8	5-9	.556	0-0	.000	6-12	.500	7	15	22	1.0	44	1	3	11	8	2	16	0.7
12	Joe Mascaro	4-0	4	1.0	0-0	.000	0-0	.000	0-0	.000	0	0	0	0.0	0	0	1	0	0	0	0	0.0
35	Zach Smith	8-1	11	1.4	0-3	.000	0-3	.000	0-0	.000	0	1	1	0.1	1	0	1	0	0	0	0	0.0
Team											42	47	89		3		20					
Total.....		30	6050		632-1546	.409	242-732	.331	359-517	.694	225	713	938	31.3	517	10	376	428	102	133	1865	62.2
Opponents.....		30	6050		785-1774	.443	223-661	.337	383-546	.701	358	757	1115	37.2	497	8	459	315	124	207	2176	72.5

<b>TEAM STATISTICS</b>	<b>UP</b>	<b>OPP</b>	<b>Date</b>	<b>Opponent</b>	<b>Score</b>	<b>Att.</b>
SCORING	1865	2176	11/10/17	at Navy	L 62-71	3238
Points per game	62.2	72.5	11/13/17	MONTANA	Lot 78-83	3102
Scoring margin	-10.4	-	11/15/17	UC SANTA BARBARA	w 70-62	2685
FIELD GOALS-ATT	632-1546	785-1774	11/20/17	vs Penn State	L 54-85	5904
Field goal pct	.409	.443	11/21/17	vs Oklahoma State	L 67-73	5081
3 POINT FG-ATT	242-732	223-661	11/25/17	LEHIGH	w 80-68	3317
3-point FG pct	.331	.337	11/28/17	HIGH POINT	w 71-63	2399
3-pt FG made per game	8.1	7.4	12/01/17	vs Duquesne	w 76-64	10118
FREE THROWS-ATT	359-517	383-546	12/5/17	MOUNT ST. MARY'S	Wot 82-78	2333
Free throw pct	.694	.701	12/9/17	WEST VIRGINIA	L 60-69	7748
F-Throws made per game	12.0	12.8	12/16/17	MCNEESE	w 72-51	2830
REBOUNDS	938	1115	12/19/17	DELAWARE STATE	w 74-68	2372
Rebounds per game	31.3	37.2	12/22/17	TOWSON	w 63-59	3126
Rebounding margin	-5.9	-	* 12/30/17	MIAMI	L 53-67	5307
ASSISTS	376	459	* 1/2/18	at Louisville	L 51-77	16461
Assists per game	12.5	15.3	* 01/06/18	at Virginia Tech	L 67-81	5478
TURNOVERS	428	315	* 1/10/18	DUKE	L 52-87	9180
Turnovers per game	14.3	10.5	* 1/13/18	GEORGIA TECH	L 54-69	3544
Turnover margin	-3.8	-	* 1/16/18	at Syracuse	L 45-59	21259
Assist/turnover ratio	0.9	1.5	* 01/20/18	at Duke	L 54-81	9314
STEALS	133	207	* 1/24/18	NC STATE	L 68-72	2566
Steals per game	4.4	6.9	* 1/27/18	SYRACUSE	L 55-60	7033
BLOCKS	102	124	* 01/31/18	at Miami	L 57-69	7169
Blocks per game	3.4	4.1	* 02/03/18	at North Carolina	L 65-96	20381
ATTENDANCE	74103	121099	* 02/08/18	at Clemson	L 48-72	7573
Home games-Avg/Game	18-4117	9-11111	* 2/11/18	LOUISVILLE	L 60-94	4772
Neutral site-Avg/Game	-	3-7034	* 2/13/18	BOSTON COLLEGE	L 58-81	2835
Score by Periods	1st	2nd	OT	Totals		
Pitt	857	994	14	1865		
Opponents	1028	1133	15	2176		

\* - ACC game

**2017-18 Pitt Men's Basketball**  
**Pitt Combined Team Statistics (as of Feb 24, 2018)**  
**ACC games only**

<b>RECORD:</b>	<b>OVERALL</b>	<b>HOME</b>	<b>AWAY</b>	<b>NEUTRAL</b>
ALL GAMES	0-17	0-9	0-8	0-0
CONFERENCE	0-17	0-9	0-8	0-0
NON-CONFERENCE	0-0	0-0	0-0	0-0

##	Player	gp-gs	min	avg	Total		3-Point		F-Throw		Rebounds					pf	dq	a	to	blk	stl	pts	avg
					fg-fga	fg%	3fg-fga	3fg%	ft-fa	ft%	off	def	tot	avg									
00	Jared Wilson-Frame	17-9	461	27.1	72-199	.362	37-122	.303	30-31	.968	12	40	52	3.1	33	1	33	41	0	9	211	12.4	
01	Parker Stewart	17-16	530	31.2	59-141	.418	48-108	.444	21-27	.778	11	55	66	3.9	32	0	16	15	4	8	187	11.0	
05	Marcus Carr	17-16	479	28.2	51-154	.331	15-61	.246	28-37	.757	3	42	45	2.6	40	1	69	42	0	11	145	8.5	
23	Shamiel Stevenson	17-5	392	23.1	46-88	.523	8-16	.500	32-55	.582	13	53	66	3.9	20	0	10	43	2	9	132	7.8	
21	Terrell Brown	17-10	361	21.2	34-93	.366	3-13	.231	15-22	.682	24	42	66	3.9	43	2	6	19	29	5	86	5.1	
02	Jonathan Milligan	17-1	237	13.9	18-47	.383	3-17	.176	23-33	.697	2	10	12	0.7	14	0	20	22	0	2	62	3.6	
13	Khameron Davis	17-15	419	24.6	20-57	.351	10-32	.313	6-7	.857	3	48	51	3.0	25	0	15	20	9	11	56	3.3	
15	Kene Chukwuka	17-10	327	19.2	15-43	.349	6-27	.222	9-16	.563	17	31	48	2.8	48	2	13	18	8	12	45	2.6	
22	Anthony Starzynski	2-0	3	1.5	1-1	1.000	1-1	1.000	0-0	.000	0	0	0	0.0	0	0	0	0	0	0	3	1.5	
33	Monty Boykins	12-1	73	6.1	4-21	.190	2-13	.154	8-18	.444	0	4	4	0.3	1	0	0	3	0	1	18	1.5	
42	Peace Ilegomah	15-1	71	4.7	2-5	.400	0-0	.000	3-6	.500	3	7	10	0.7	27	1	2	2	2	1	7	0.5	
24	Samson George	10-0	37	3.7	2-5	.400	0-0	.000	0-1	.000	2	5	7	0.7	2	0	0	0	0	0	4	0.4	
12	Joe Mascaro	2-0	2	1.0	0-0	.000	0-0	.000	0-0	.000	0	0	0	0.0	0	0	0	0	0	0	0	0.0	
35	Zach Smith	6-1	8	1.3	0-3	.000	0-3	.000	0-0	.000	0	0	0	0.0	1	0	1	0	0	0	0	0.0	
Team											23	22	45		1		15						
Total.....		17	3400		324-857	.378	133-413	.322	175-253	.692	113	359	472	27.8	287	7	185	240	54	69	956	56.2	
Opponents.....		17	3400		459-969	.474	124-363	.342	240-326	.736	187	452	639	37.6	254	3	284	164	79	115	1282	75.4	

<b>TEAM STATISTICS</b>	<b>UP</b>	<b>OPP</b>	<b>Date</b>	<b>Opponent</b>	<b>Score</b>	<b>Att.</b>
SCORING	956	1282	* 12/30/17	MIAMI	L 53-67	5307
Points per game	56.2	75.4	* 1/2/18	at Louisville	L 51-77	16461
Scoring margin	-19.2	-	* 01/06/18	at Virginia Tech	L 67-81	5478
FIELD GOALS-ATT	324-857	459-969	* 1/10/18	DUKE	L 52-87	9180
Field goal pct	.378	.474	* 1/13/18	GEORGIA TECH	L 54-69	3544
3 POINT FG-ATT	133-413	124-363	* 1/16/18	at Syracuse	L 45-59	21259
3-point FG pct	.322	.342	* 01/20/18	at Duke	L 54-81	9314
3-pt FG made per game	7.8	7.3	* 1/24/18	NC STATE	L 68-72	2566
FREE THROWS-ATT	175-253	240-326	* 1/27/18	SYRACUSE	L 55-60	7033
Free throw pct	.692	.736	* 01/31/18	at Miami	L 57-69	7169
F-Throws made per game	10.3	14.1	* 02/03/18	at North Carolina	L 65-96	20381
REBOUNDS	472	639	* 02/08/18	at Clemson	L 48-72	7573
Rebounds per game	27.8	37.6	* 2/11/18	LOUISVILLE	L 60-94	4772
Rebounding margin	-9.8	-	* 2/13/18	BOSTON COLLEGE	L 58-81	2835
ASSISTS	185	284	* 02/18/18	at Florida State	L 75-88	9123
Assists per game	10.9	16.7	* 2/21/18	WAKE FOREST	L 57-63	2420
TURNOVERS	240	164	* 2/24/18	VIRGINIA	L 37-66	6534
Turnovers per game	14.1	9.6				
Turnover margin	-4.5	-	* - ACC game			
Assist/turnover ratio	0.8	1.7				
STEALS	69	115				
Steals per game	4.1	6.8				
BLOCKS	54	79				
Blocks per game	3.2	4.6				
ATTENDANCE	44191	96758				
Home games-Avg/Game	9-4910	8-12095				
Neutral site-Avg/Game	-	0-0				

<b>Score by Periods</b>	<b>1st</b>	<b>2nd</b>	<b>Totals</b>
Pitt	450	506	956
Opponents	614	668	1282