



# 2011-12 NOTRE DAME MEN'S BASKETBALL

ATHLETICS MEDIA RELATIONS:  
MEDIA RELATIONS CONTACTS:

Joyce Center  
Bernadette Cafarelli  
Sean Carroll

Room 112  
o: (574) 631-8458  
o: (574) 631-2664

Notre Dame, IN 46556  
c: (574) 532-0249  
c: (574) 340-2177

Fax: (574) 631-7941  
cafarelli.1@nd.edu  
carroll.64@nd.edu

## 2011-12 Schedule

Date	Opponent	Time
11/1	ST. XAVIER (Exhibition)	W, 90-72
11/7	STONEHILL (Exhibition)	W, 92-70
11/12	MISSISSIPPI VALLEY STATE	W, 80-67
11/14	DETROIT^ (ESPNU)	W, 59-53
11/16	SAM HOUSTON STATE@	7:30 p.m.
11/18	DELAWARE STATE	9:00 p.m.
11/21	vs. Missouri (ESPN2)	7:30 p.m.
11/22	vs. California/Georgia# (ESPN2/ESPNU)	7:45/10 p.m.
11/27	BRYANT	2:00 p.m.
11/30	at Gonzaga (ESPN2)	11:15 p.m.
12/4	vs. Maryland\$	4:45 p.m.
12/8	MAINE	7:30 p.m.
12/10	DARTMOUTH	7:30 p.m.
12/17	vs. Indiana% (ESPN2)	4:30 p.m.
12/19	SACRED HEART	7:30 p.m.
12/27	PITTSBURGH* (ESPN2)	7:00 p.m.
1/4	at Cincinnati*	7:00 p.m.
1/7	at Louisville* (ESPNU)	4:00 p.m.
1/10	USF*	7:00 p.m.
1/14	CONNECTICUT* (ESPN2)	11:00 a.m.
1/16	at Rutgers* (ESPNU)	9:00 p.m.
1/21	SYRACUSE* (ESPN)	6:00 p.m.
1/25	at Seton Hall*	8:00 p.m.
1/29	at Connecticut*	Noon
2/4	MARQUETTE* (CBS)	1:00 p.m.
2/8	at West Virginia* (ESPNU)	9:00 p.m.
2/11	DEPAUL*	Noon
2/15	RUTGERS* (ESPNU)	7:00 p.m.
2/18	at Villanova* (ESPNU)	9:00 p.m.
2/22	WEST VIRGINIA* (ESPN2)	7:00 p.m.
2/25	at St. John's* (ESPN)	Noon
2/27	at Georgetown* (ESPN)	7:00 p.m.
3/2	PROVIDENCE*	7:00 p.m.
<b>BIG EAST CHAMPIONSHIP</b>		
<i>(Madison Square Garden; New York, N.Y.)</i>		
3/6	First Round	
3/7	Second Round	
3/8	Quarterfinals	
3/9	Semifinals	
3/10	Final	
<b>NCAA CHAMPIONSHIP</b>		
3/13-14	First Round (Dayton, Ohio)	
3/15-18	Second & Third Rounds (various locations)	
3/22-25	Regional Rounds (various locations)	
3/31	Final Four - Semifinals (New Orleans, La.)	
4/2	Final Four - Final (New Orleans, La.)	

^ - CBE Classic (Regional Rounds)  
 @ - CBE Classic - Kansas City, Mo. (Semifinals)  
 # - CBE Classic - Kansas City, Mo. (Championship/Consolation)  
 \$ - BB&T Classic - Washington, D.C.  
 % - Crossroads Classic - Indianapolis, Ind.  
 \* - BIG EAST Conference Game  
 Home events in **BOLD CAPS**  
 All times Eastern

**Sam Houston State vs. Notre Dame**  
**Progressive CBE Classic**  
**Regional Round**  
**Nov. 16, 2011 • 7:30 p.m. (ET)**  
**Purcell Pavilion at the Joyce Center (9,149)**  
**Notre Dame, Ind.**



### SAM HOUSTON STATE Barkats

1-0, 0-0 Southland Conference  
H: 1-0; A: 0-0; N: 0-0



### NOTRE DAME Fighting Irish

2-0, 0-0 BIG EAST  
H: 2-0; A: 0-0; N: 0-0

**Notre Dame Leads Series 1-0**

TV:  
None  
**Live Video Broadcast:**  
UND.com  
**Radio:**  
Affiliate listings on Pg. 5  
Broadcast on UND.com  
Jack Nolan (play-by-play)  
Jordan Cornette (analyst)  
**Live Stats:**  
GameTracker (UND.com)  
**Live Blog:**  
UND.com/blog

### IRISH CONTINUE CBE CLASSIC PLAY AGAINST SAM HOUSTON STATE

- Notre Dame (2-0) will play host to Sam Houston State (1-0) on Wednesday in regional-round action of the Progressive CBE Classic. Tip-off between the Fighting Irish and Barkats is slated for 7:30 p.m. (ET) inside Purcell Pavilion at the Joyce Center.
- The Irish opened CBE Classic play on Monday with a 59-53 win over Detroit. The victory upped Notre Dame's home win streak to 21 games.
- Notre Dame is off to a 2-0 start for the fifth straight season and for the 11th time under head coach Mike Brey (12 seasons). The Irish look to improve to 3-0 for the fourth consecutive season.
- A free live video broadcast of Wednesday's game will be available on UND.com. The Fighting Irish Digital Media radio crew of Jack Nolan (play-by-play) and Jordan Cornette (analyst) will call the action (radio affiliate listings on Pg. 5).
- Wednesday will be the second meeting all-time between Notre Dame and Sam Houston State. The Fighting Irish captured an 88-69 home victory over the Barkats during the 1997-98 season.
- Sam Houston State is a member of the Southland Conference. Notre Dame is 2-0 all-time against teams currently in the Southland Conference. Along with the win over Sam Houston State in 1997, the Irish topped Nicholls State, 84-75, during the 1996-97 campaign.

### PROGRESSIVE CBE CLASSIC

- Notre Dame is serving as one of four regional-round hosts for the 2011 Progressive CBE Classic.

### NOTRE DAME PROBABLE STARTING LINEUP

No.	Player	Pos.	Ht.	Wt.	Yr.	PPG	RPG	APG
0	Eric Atkins	G	6-1	182	So.	20.0	3.0	5.0
22	Jerian Grant	G	6-5	195	So.	11.0	2.0	4.0
32	Joey Brooks	G	6-6	220	Jr.	11.0	6.5	2.5
14	Scott Martin	G	6-8	222	Sr.	9.0	5.5	1.0
45	Jack Cooley	F	6-9	248	Jr.	5.0	9.0	1.5

## NOTRE DAME 2011-12 ROSTER

No.	Player	Pos	Ht.	Wt.	Yr.	Hometown/High School
0	Eric Atkins	G	6-1	182	So.	Columbia, Md./Mount Saint Joseph
4	Patrick Crowley	G	6-3	190	So.	Los Gatos, Calif./St. Francis
11	Garrick Sherman*	C	6-10	251	Jr.	Kenton, Ohio/Kenton/Michigan State
12	Alex Dragicevich	G	6-7	221	So.	Northbrook, Ill./Glenbrook North
14	Scott Martin	G	6-8	222	Sr.	Valparaiso, Ind./Valparaiso
21	Tim Abromaitis	F	6-8	236	GS	Unionville, Conn./Farmington
22	Jerian Grant	G	6-5	195	So.	Bowie, Md./DeMatha
24	Pat Connaughton	G/F	6-5	206	Fr.	Arlington, Mass./St. John's Prep
25	Tom Knight	F	6-9	250	Jr.	Dixfield, Maine/Dirigo
32	Joey Brooks	G	6-6	220	Jr.	Houston, Texas/Strake Jesuit College Prep
33	Mike Broghammer	F	6-9	265	Jr.	Orono, Minn./Hopkins
45	Jack Cooley	F	6-9	248	Jr.	Glenview, Ill./Glenbrook South

\* - will have to sit out the entire 2011-12 season due to NCAA transfer rules

### Alphabetical Roster

21	Tim Abromaitis	GS/F
0	Eric Atkins	So./G
33	Mike Broghammer	Jr./F
32	Joey Brooks	Jr./G
24	Pat Connaughton	Fr./G/F
45	Jack Cooley	Jr./F
4	Patrick Crowley	So./G
12	Alex Dragicevich	So./G
22	Jerian Grant	So./G
25	Tom Knight	Jr./F
14	Scott Martin	Sr./G
11	Garrick Sherman	Jr./C

**Head Coach:** Mike Brey (George Washington '82)  
**Assistant Coach:** Anthony Solomon (Virginia '87)  
**Assistant Coach:** Rod Balanis (Georgia Tech '93)  
**Assistant Coach:** Martin Ingelsby (Notre Dame '01)  
**Coordinator of Basketball Operations:** Harold Swanagan (Notre Dame '02)  
**Athletic Trainer:** Skip Meyer (Central Connecticut State '74)

### Pronunciation Guide

Tim Abromaitis ..... ab-row-MY-tis  
 Pat Connaughton ..... Con-UH-tin  
 Jack Cooley ..... COOL-ee  
 Mike Broghammer ..... BROGE-hammer  
 Alex Dragicevich ..... Drag-ee-vich  
 Jerian Grant ..... JARE-in

### Series vs. Sam Houston State

Notre Dame leads 1-0

Home: 1-0, Away: 0-0, Neutral: 0-0

Date	Site	Result
11-28-97	Notre Dame, IN	W, 88-69

- The championship rounds will be held at the Sprint Center in Kansas City, Mo. The Fighting Irish are slated to play Missouri in the semifinals on Nov. 21. Notre Dame will face either California or Georgia in the championship/consolation game on Nov. 22.
- Missouri, California and Georgia join Notre Dame as regional-round hosts for the CBE Classic. Each of the four regional-round hosts will play two games on campus before advancing to the championship rounds in Kansas City, Mo.
- Joining Missouri, Notre Dame, Cal and Georgia in the 2011 CBE Classic are Austin Peay, Bowling Green, Detroit, George Washington, Mercer, Niagara, Sam Houston State and South Dakota State. Bowling Green and Mercer will serve as subregional round hosts for games played Nov. 21-23.
- Notre Dame was the runner-up in the 2002 event when it was called the Guardians Classic. The Irish topped Belmont (76-48) and IUPUI (89-45) at home before traveling to Kansas City's Municipal Auditorium for the semifinals and final. Notre Dame bested Furman (75-50) in the semifinals before falling to Creighton (80-75) in the title game.

### DEFENDING DETROIT

- Notre Dame limited Detroit to just a 30.9% (21-68) shooting clip from the field in Monday's 59-53 victory. The Titans shot just 26.3% (10-38) from the field in the second half.
- Notre Dame held Detroit without a field goal from the 14:04 mark of the second half until the 6:23 mark, a span of 7:41.

### BIG GAME FOR BROOKS

- Junior guard **Joey Brooks** posted career-high totals in points (13) and rebounds (9) in Monday's victory over Detroit. Both figures were tied for the team lead in the game. It was the first time in his career that he posted a team-high point total.

### NO SOPHOMORE SLUMP FOR ATKINS

- Sophomore point guard **Eric Atkins** has registered a team-high point total in each of the first two games this season. Atkins scored a career-high 27 points in the season-opening victory over Mississippi Valley State and then deposited 13 points against Detroit.
- Atkins has reached double-digits in points in consecutive games for

## Notre Dame's record in 2011-12 when ...

Played at the Purcell Pavilion.....	2-0
Played on the road.....	0-0
Played at a neutral site.....	0-0
BIG EAST Conference record (all games) .....	0-0
Non-conference record .....	2-0
Leading at halftime.....	1-0
Trailing at halftime.....	1-0
Tied at halftime.....	0-0
Playing an overtime game.....	0-0
Shoots .500 or better .....	0-0
Shoots .500 or less.....	2-0
Opponents shoots .500 or less.....	2-0
Shoots better than opponent.....	1-0
Shoots worse than opponent.....	0-0
Shoots same as opponent .....	1-0
Makes more free throws than opponent.....	2-0
Makes less free throws than opponent .....	0-0
Same number of free throws .....	0-0
Outrebounded opponents .....	1-0
Outrebounded by opponent .....	1-0
Same number of rebounds.....	0-0
Has more turnovers than opponent.....	1-0
Has fewer turnovers than opponent .....	1-0
Has same number of turnovers .....	0-0
Bench outscores opponent's bench.....	2-0
Outscored by opponent's bench .....	0-0
Bench points are the same.....	0-0
Plays a ranked opponent.....	0-0
Makes 10 or more three-pointers .....	0-0
No Notre Dame player fouls out.....	2-0
One Notre Dame player fouls out.....	0-0
Two or more Notre Dame players foul out.....	0-0
Wears White Uniforms .....	2-0
Wears Blue Uniforms .....	0-0
Wears Gold Uniforms.....	0-0
Wears Black Uniforms.....	0-0
Plays in an In-Season Tournament.....	1-0
Plays on Television .....	1-0
Plays in November .....	2-0
Plays in December .....	0-0
Plays in January .....	0-0
Plays in February .....	0-0
Plays in March.....	0-0
Plays in Day Games.....	1-0
Plays in Night Games .....	1-0
Plays on Sundays.....	0-0
Plays on Mondays.....	1-0
Plays on Tuesdays .....	0-0
Plays on Wednesdays .....	0-0
Plays on Thursdays.....	0-0
Plays on Fridays.....	0-0
Plays on Saturdays .....	1-0
Final Margin is 5 points or less .....	0-0
Final Margin is 6-10 points .....	1-0
Final Margin is 11-20 points .....	1-0
Final Margin is 20-plus points.....	0-0
Has a player score 20-plus points .....	1-0
Has a player score 30-plus points .....	0-0
Scores 59 points or less .....	1-0
Scores 60-69 points.....	0-0
Scores 70-79 points.....	0-0
Scores 80-89 points.....	1-0
Scores 90-plus points.....	0-0

the third time in his career. Atkins has nine double-digit scoring efforts during his career.

- Against Mississippi Valley State, Atkins was 6-of-7 from the field, including 3-of-3 from three-point range, and 12-of-12 from the free-throw line. Both the three-point and free-throw totals were career-high figures.

- Atkins' perfect day from the charity stripe against the Delta Devils marked the most makes without a miss for an Irish player since Tim Abromaitis also went 12-of-12 against Seton Hall on Feb. 11, 2010.

- Atkins made his first three free-throw attempts versus Detroit, but saw his streak end at 15.

### COOLEY CRASHING THE BOARDS

- Junior forward **Jack Cooley** grabbed a career-high 10 rebounds against Mississippi Valley State in the season opener. He followed that up with an eight-rebound effort against Detroit.

### INSTANT IMPACTS

- Sophomore guard **Jerian Grant**, who sat out last season, has scored in double-figures in the first two games of this season. He tallied 11 points against both Mississippi Valley State and Detroit. Grant also had five assists versus Mississippi Valley State.

- In just his second career game, freshman guard/forward **Pat Connaughton** tallied 10 points and nine rebounds, which were tied for the team lead, against Detroit.

### FIRST-TIME STARTERS

- **Jack Cooley** (Jr./F), **Joey Brooks** (Jr./G) and **Jerian Grant** (So./G) all made their first career starts in the season opener versus Mississippi Valley State. The trio also was among the starting five against Detroit.

### BUSY BEGINNING

- The Fighting Irish are in the middle of a stretch that has them playing eight games in an 18-day span. The stretch will end with a road test at Gonzaga on Nov. 30.

### ABSENCE OF ABRO

- Forward **Tim Abromaitis** will miss the first four games of the regular season due to a misunderstanding in the technicality of an NCAA rule governing seasons of competition that dates back to the 2008-09 campaign.

- In his sophomore year ('08-'09), Abromaitis played in Notre Dame's first two exhibition games against Briar Cliff (Oct. 31) and Stonehill (Nov. 9) and then was withheld from competition for the remainder of the season in order to preserve an extra year of eligibility. Under NCAA rules, and specifically Bylaw 14.2.3.1.3, freshman student-athletes are allowed to participate in preseason exhibition contests and still preserve the entire year of eligibility. The Bylaw, however, does not provide the same exception for returning student-athletes in their sophomore, junior and senior seasons. Therefore, Abromaitis technically used a season of eligibility when he participated in those two preseason exhibition contests during that year.

- Abromaitis' fifth year of eligibility has been preserved for this season due to an NCAA waiver that took into consideration the Notre Dame men's basketball coaching staff's misunderstanding of the rule and on the condition that he be withheld from the first four regular-season games.

- Saturday's season opener was the first game Abromaitis missed since he sat out the 2008-09 campaign. He had played in 69 straight contests.

### 107 YEARS AND STRONG

- The 2011-12 campaign marks the 107th season of basketball at Notre Dame and the 17th season as a member of the BIG EAST Conference. Notre Dame teams have posted an all-time record of 1703-927 for a .648 winning percentage. In 15 seasons as a member of the BIG EAST, the Irish own a 147-125 (.540) record in conference regular-season play.

### ABROMAITIS EARNS PRESEASON ACCOLADES

- Notre Dame forward **Tim Abromaitis** has been selected to the preseason watch lists for both the John R. Wooden Award and the Naismith Trophy. Both awards are presented annually to the national player of the year. Fifty student-athletes appear on both watch lists.

## Number of Games Led Irish in This Season/Career (Career figure in parenthesis)

<b>Tim Abromaitis</b>		<b>Pat Connaughton</b>
Points -- (16)		Rebounds 1 (1)
Rebounds -- (14)		
Assists -- (4)		<b>Jack Cooley</b>
Blocks -- (7)		Points -- (1)
Steals -- (14)		Rebounds 1 (2)
		Blocks 2 (12)
<b>Eric Atkins</b>		Steals -- (2)
Points 2 (4)		
Assists 2 (12)		<b>Jerian Grant</b>
Steals -- (9)		Steals 1 (1)
<b>Mike Broghammer</b>		
Blocks 1 (3)		<b>Scott Martin</b>
Steals -- (1)		Points -- (1)
		Rebounds -- (5)
<b>Joey Brooks</b>		Assists -- (1)
Points 1 (1)		Blocks -- (3)
Rebounds 1 (2)		Steals -- (4)
Steals 1 (5)		

## Number of Games This Season With ... (Career figure in parenthesis)

### Double-Figure Points

Tim Abromaitis	-- (57)
Scott Martin	1 (33, 20 at ND)
Eric Atkins	2 (9)
Jerian Grant	2 (2)
Jack Cooley	-- (4)
Joey Brooks	1 (2)
Pat Connaughton	1 (1)

### 30-Plus Points

Tim Abromaitis	-- (3)
----------------	--------

### 20-Plus Points

Tim Abromaitis	-- (21)
Eric Atkins	1 (1)
Scott Martin	-- (1, 1 at ND)

### 10-Plus Rebounds

Tim Abromaitis	-- (4)
Jack Cooley	1 (1)
Scott Martin	-- (1, 1 at ND)

### Double-Doubles

Tim Abromaitis	-- (3)
Scott Martin	-- (1, 1 at ND)

## Free-Throw Shooting in Final Five Minutes and Overtime This Season:

Tim Abromaitis	0-0 (.000)
Eric Atkins	1-2 (.500)
Mike Broghammer	0-0 (.000)
Joey Brooks	5-8 (.625)
Pat Connaughton	2-2 (1.000)
Jack Cooley	2-2 (1.000)
Patrick Crowley	0-0 (.000)
Alex Dragicevich	3-4 (.750)
Jerian Grant	0-0 (.000)
Tom Knight	0-0 (.000)
Scott Martin	0-0 (.000)
<b>Total</b>	13-18 (.722)
<b>Opponents</b>	0-2 (.000)

- Abromaitis was named to the six-man preseason All-BIG EAST First Team.
- The Fighting Irish forward also is one of 30 candidates up for the Lowe's Senior CLASS Award.

## SOLID SCHEDULE

• Eight teams on Notre Dame's 2011-12 schedule are ranked in the latest Associated Press top-25 poll. Six of the squads - #4 Connecticut, #5 Syracuse, #8 Louisville, #9 Pittsburgh, #20 Cincinnati and #21 Marquette - are BIG EAST foes, while the Fighting Irish will face #22 Gonzaga and #24 Missouri in non-conference action. The Irish will face fourth-ranked UConn twice during the regular season. Notre Dame could also face #23 California in the CBE Classic.

## BACK TO THE BB&T

• Notre Dame will meet Maryland on Dec. 4 in the BB&T Classic at the Verizon Center in Washington, D.C. The Fighting Irish will be making their third appearance in the event, which is held annually in the nation's capital. Each of the last two meetings between Notre Dame and Maryland has occurred at the BB&T Classic. Notre Dame topped Maryland, 79-67, in 2002 en route to the event title. The Irish bested the Terrapins again, 81-74, in the 2006 BB&T Classic.

## CROSSROADS CLASSIC

• Notre Dame will battle instate rival Indiana in the inaugural Crossroads Classic at Consecro Fieldhouse in Indianapolis, Ind. The game between the Irish and the Hoosiers is part of a doubleheader on Saturday, Dec. 17. Purdue and Butler meet in the first game at 2:00 p.m. (ET) followed by Notre Dame and Indiana at 4:30 p.m. (ET).

## LIGHTS, CAMERA, ACTION

• Notre Dame will have 17 television appearances during the 2011-12 season. The Irish will appear on ESPN's family of networks 16 times in addition to being on CBS once.

## DOUBLE-DUTY

• Freshman guard/forward **Pat Connaughton** also is a pitcher on the Fighting Irish baseball team. Connaughton is the 66th Notre Dame student-athlete to compete in both basketball and baseball and the first to do so since Tom Hansen during the 1973-74 academic year.

## IRISH CAPTAINS

• **Tim Abromaitis** and **Scott Martin** will captain the Fighting Irish during the 2011-12 season. Abromaitis is the 19th player in program history to serve as a two-time team captain.

## HOME SWEET HOME

- The Fighting Irish currently have a 21-game home win streak.
- The Fighting Irish concluded their 2010-11 home slate with a perfect 17-0 mark. It's the third undefeated season at Purcell Pavilion at the Joyce Center in the last five years and the fifth overall for Notre Dame since the building opened at the start of the 1968-69 campaign. The other perfect home seasons occurred in: 1973-74 (15-0), 1985-86 (15-0), 2006-07 (18-0) and 2007-08 (17-0).
- Notre Dame is the only BIG EAST team that did not lose at home in 2010-11.
- Over the course of the last five seasons, Notre Dame is the only school nationally to go undefeated at home in three seasons (Duke and Kansas have done it twice), while its 86-6 record at home for a .935 winning percentage is the sixth best among NCAA Division I schools. The Irish also own the best record among all BIG EAST teams in regular-season conference home games over the same time span with a sterling 39-5 record for an .886 winning percentage.
- See page 8 of this notes packet for more information

## 410 AND COUNTING

• Notre Dame has made at least one three-pointer in 410 straight contests dating back to the 1998-99 campaign. The Fighting Irish have made at least one three pointer during every game of the Mike Brey era. The last time an Irish team failed to hit a three-pointer in a game was in a 101-70 loss to Connecticut at the Hartford Civic Center on Jan. 12, 1999. Notre Dame finished 0-7 from beyond the arc in that contest. In 2008-09, the Irish set a single-season three-point record with 319.

## Hitting The Century Mark

Notre Dame has scored at least 100 points 13 times during the Mike Brey era. Most recently, the Fighting Irish deposited 102 points on Nov. 17, 2010 versus Chicago State. Here are Notre Dame's 100-point out-puts during Brey's tenure.

Date	Opponent	Result
11/18/00	Sacred Heart	W, 104-58
11/22/00	Loyola (Chicago)	W, 107-68
2/9/02	at Georgetown (4ot)*	W, 116-111
12/14/02	DePaul	W, 102-71
1/25/03	at Boston College (ot)*	W, 101-96
2/18/06	at Seton Hall*	W, 102-91
12/28/06	Rider	W, 101-51
1/30/07	at Syracuse*	W, 103-91
12/8/07	Northern Illinois	W, 108-62
12/2/08	South Dakota	W, 102-76
2/21/09	at Providence*	W, 103-84
12/22/09	Bucknell	W, 101-69
11/17/10	Chicago State	W, 102-62

\* - BIG EAST Game

## Taking Care Of The Basketball

Under Irish head coach Mike Brey, Notre Dame always has been a team that has had a high number of assists and very few turnovers. Here's a look at the Irish under Brey:

	FGs	Assts	TOs	Asst/Bskt	Asst/TO
2000-01	814	527	434	.647	1.21
2001-02	934	629	435	.673	1.45
2002-03	917	558	446	.609	1.25
2003-04	766	434	329	.567	1.32
2004-05	671	415	341	.618	1.22
2005-06	772	468	364	.606	1.29
2006-07	869	552	414	.635	1.33
2007-08	914	608	429	.665	1.42
2008-09	988	601	343	.608	1.75
2009-10	918	585	362	.637	1.62
2010-11	843	563	364	.668	1.55
2011-12	43	31	24	.721	1.29

## Irish Aim For Sixth Straight 20-Win Season

Notre Dame has reached the 20-win mark in each of the last five seasons and eight times in the last 11 seasons under head coach **Mike Brey**. The last time Irish teams reached the 20-win plateau in six straight campaigns was from 1983-89 under head coach Digger Phelps.

## Postseason Stretch

Notre Dame has earned appearances in the postseason in each of the last 12 seasons, which marks the longest stretch in school history. The Irish have been to the NCAA Tournament on seven occasions and the National Invitation Tournament (NIT) five times during this current stretch. Under head coach **Mike Brey**, Notre Dame has played in the NCAAAs seven times and NIT four times.

## WHAT A RUN

- Notre Dame has posted a 98-42 (.700) record since the beginning of the 2007-08 season. The 98 wins are the most victories in program history over a five-year span.
- The past four seasons has produced the most regular-season BIG EAST victories (46) in school history. The Irish have gone 46-26 in BIG EAST regular-season play over the past four seasons.
- Last season's 27 wins (27-7) were the most in the modern era of Fighting Irish basketball. Notre Dame's highest win total ever was 33 (33-7) in 1908-09.
- The 14 regular-season BIG EAST victories in 2010-11 tied the program standard. The Fighting Irish went 14-4 in BIG EAST play in 2007-08.
- Notre Dame's 15 BIG EAST wins (14 regular season, 1 tournament) last season were the most in program history (combined regular season and tournament).

## ELDER STATESMAN

- **Mike Brey** is in his 12th season along the Irish sidelines. He is the third-longest tenured coach in the BIG EAST, behind only Jim Boeheim of Syracuse and Jim Calhoun of Connecticut. Brey stands sixth all-time in career BIG EAST victories (both regular-season and tournament) with his 119-83 (.589) mark. He is one of eight coaches in BIG EAST history to record 100 conference wins.

## 2011-12 Notre Dame Men's Basketball on the Radio

Fighting Irish Digital Media (FIDM) will originate the Notre Dame Basketball Radio Network in 2011-2012 with the broadcast teams of Jack Nolan and two former players, LaPhonso Ellis ('92) and Jordan Cornette ('05) bringing basketball fans all the exciting action.

Affiliates: WSBT AM 960 (South Bend, Ind.); WLS AM 890 (Chicago, Ill.); WXNT-AM 1430 in Indianapolis, Ind.; WNUY-FM 100.1 (Fort Wayne, Ind.); WRSW ESPN 1480 AM (Warsaw, Ind.); WEFM FM 95.9 (Michigan City, Ind.); WLUV-AM 1520 (Rockford, Ill.); WVIL-FM 101.3 (Jacksonville/Peoria, Ill.); WJLS-AM 560 (Beckley, W.Va.); WKXX-AM 1600 (Wheeling, W.Va.); SiriusXM Satellite Radio (129) and worldwide on UND.com.

## Watch the Irish on UND.com

UND.com, the official web site of the University of Notre Dame athletics department, will feature a free broadcast for all Notre Dame non-conference home games that are not being televised. The live streaming feed will feature the official radio play-by-play call from Jack Nolan and LaPhonso Ellis or Jordan Cornette will serve as analyst. Here is the list of games that will be carried by UND.com ...

Nov. 18	Delaware State	9:00 p.m. (ET)
Nov. 27	Bryant	2:00 p.m. (ET)
Dec. 8	Maine	7:30 p.m. (ET)
Dec. 10	Dartmouth	7:30 p.m. (ET)
Dec. 19	Sacred Heart	7:30 p.m. (ET)

## 2011-12 Mike Brey Radio Show

The Mike Brey Radio Show is broadcast live from O'Rourke's Public House just south of the Notre Dame campus on Thursdays at 7:00 p.m. (ET) during the basketball season. Irish fans can join head coach Mike Brey as well as Irish players for an in-depth look inside Notre Dame Basketball. Notre Dame Men's Basketball play-by-play announcer Jack Nolan hosts the show which can be heard live on NewsRadio 960 WSBT-AM in South Bend and worldwide on UND.com. The show can also be heard Friday nights on Sirius XM College Sports Nation Channel 91.

## Schedule

Show #1	Thursday, December 1, 2011
Show #2	Thursday, December 15, 2011
Show #3	Thursday, December 29, 2011
Show #4	Monday, January 2, 2012
Show #5	Thursday, January 12, 2012
Show #6	Thursday, January 19, 2012
Show #7	Thursday, January 26, 2012
Show #8	Thursday, February 2, 2012
Show #9	Thursday, February 9, 2012
Show #10	Thursday, February 16, 2012
Show #11	Thursday, February 23, 2012
Show #12	Thursday, March 1, 2012



## 2011-12 BIG EAST STANDINGS

(as of games played on Nov. 14)

	<b>BIG EAST Record</b>	<b>Overall Record</b>
St. John's	0-0	3-0
Connecticut	0-0	2-0
DePaul	0-0	2-0
Georgetown	0-0	2-0
Louisville	0-0	2-0
Marquette	0-0	2-0
<b>NOTRE DAME</b>	<b>0-0</b>	<b>2-0</b>
Pittsburgh	0-0	2-0
Providence	0-0	2-0
Syracuse	0-0	2-0
USF	0-0	2-0
Cincinnati	0-0	1-0
Rutgers	0-0	1-0
Seton Hall	0-0	1-0
Villanova	0-0	1-0
West Virginia	0-0	1-0

### Players of the Week

NA

### Rookies of the Week

NA

### Notre Dame Weekly Honor Roll Honorees

NA

### 2011-12 Notre Dame Men's Basketball Press Conferences

(Contact Bernie Cafarelli at (574) 631-7516 or at cafarelli.1@nd.edu for teleconference number information)

Monday, Nov. 28	10:00 a.m. (ET)
Tuesday, Dec. 6	10:00 a.m. (ET)
Thursday, Dec. 15	1:00 p.m. (ET)*
Monday, Dec. 26	10:00 a.m. (ET)
Monday, Jan. 2	10:00 a.m. (ET)
Thursday, Jan. 12	10:00 a.m. (ET)
Monday, Jan. 23	10:00 a.m. (ET)
Monday, Feb. 6	10:00 a.m. (ET)
Monday, Feb. 13	10:00 a.m. (ET)
Monday, Feb. 20	10:00 a.m. (ET)
Wednesday, Feb. 29	10:00 a.m. (ET)

\* - Note special time

### 2011-12 BIG EAST Teleconferences

(Contact the BIG EAST Conference at (401) 453-0660 for teleconference number information)

#### Jan. 5, Jan. 19, Feb. 2 and Feb. 16

11:00 a.m.	Buzz Williams, Marquette
<b>11:08 a.m.</b>	<b>Mike Brey, Notre Dame</b>
11:16 a.m.	Ed Cooley, Providence
11:24 a.m.	Jim Calhoun, Connecticut
11:32 a.m.	Steve Lavin, St. John's
11:40 a.m.	Mick Cronin, Cincinnati
11:48 a.m.	Kevin Willard, Seton Hall
11:56 a.m.	Rick Pitino, Louisville

#### Jan. 12, Jan. 26, Feb. 9 and Feb. 23

11:00 a.m.	Jay Wright, Villanova
11:08 a.m.	Stan Heath, USF
11:16 a.m.	Bob Huggins, West Virginia
11:24 a.m.	Mike Rice, Rutgers
11:32 a.m.	Oliver Purnell, DePaul
11:40 a.m.	Jamie Dixon, Pittsburgh
11:48 a.m.	Jim Boeheim, Syracuse
11:56 a.m.	John Thompson III, Georgetown

## 2011-12 BIG EAST Preseason Coaches' Poll

	<b>Pts.</b>
1. Connecticut (7)	209
Syracuse (5)	209
3. Louisville (3)	201
4. Pittsburgh (1)	188
5. Cincinnati	169
6. Marquette	155
7. West Virginia	132
8. Villanova	127
<b>9. NOTRE DAME</b>	<b>114</b>
10. Georgetown	104
11. Rutgers	75
12. St. John's	71
13. Seton Hall	56
14. USF	43
15. Providence	40
16. DePaul	27

First-place votes in parentheses

## 2011-12 BIG EAST Preseason Awards

### PLAYER OF THE YEAR

Ashton Gibbs, Pittsburgh

### ROOKIE OF THE YEAR

Andre Drummond, Connecticut

### PRESEASON FIRST TEAM

**Tim Abromaitis, Notre Dame, F, Gr.**

Ashton Gibbs, Pittsburgh, G, Sr.

Jeremy Lamb, Connecticut, G/F, So.

Darius Johnson-Odom, Marquette, G, Sr.

Kris Joseph, Syracuse, F, Sr.

Kevin Jones, West Virginia, F, Sr.

### PRESEASON SECOND TEAM

Yancy Gates, Cincinnati, F, Sr.

Alex Oriakhi Connecticut, F/C, Jr.

Peyton Siva, Louisville, G, Jr.

Scoop Jardine, Syracuse, G, Sr.

Maalik Wayns, Villanova, G, Jr.

### HONORABLE MENTION

Andre Drummond, Connecticut, C, Fr.

Shabazz Napier, Connecticut, G, So.

Cleveland Melvin, DePaul, F, So.

Jae Crowder, Marquette, F, Sr.

Augustus Gilchrist, USF, F/C, Sr.

## National Polls

### Associated Press Top 25 (Nov. 14)

- North Carolina
- Kentucky
- Ohio State
- Connecticut**
- Syracuse**
- Duke
- Florida
- Louisville**
- Pittsburgh**
- Memphis
- Baylor
- Kansas
- Xavier
- Wisconsin
- Arizona
- Alabama
- Michigan
- Vanderbilt
- Texas A&M
- Cincinnati**
- Marquette**
- Gonzaga**
- California
- Missouri**
- Florida State

### ESPN/USA Today Coaches Poll (Nov. 14)

- North Carolina
- Kentucky
- Ohio State
- Connecticut**
- Syracuse**
- Duke
- Louisville**
- Florida
- Pittsburgh**
- Memphis
- Kansas
- Baylor
- Wisconsin
- Xavier
- Alabama
- Arizona
- Michigan
- Texas A&M
- Marquette**
- Cincinnati**
- Vanderbilt
- California
- Gonzaga**
- Florida State
- Missouri**

**Bold** indicates 2011-12 Irish opponent

## 2011-12 GAME-BY-GAME STARTING LINEUP

<b>Date</b>	<b>Opponent (Result)</b>	<b>Starting Lineup</b>	<b># of Times</b>	<b>Record With Lineup</b>
11/12	Mississippi Valley State (W, 80-67)	Atkins-Brooks-Cooley-Grant-Martin ^	1	1-0
11/14	Detroit (W, 59-53)	Atkins-Brooks-Cooley-Grant-Martin	2	2-0

^ - Indicates first time that lineup was used

# ALL ABOUT ABRO

## IN THE IRISH RECORD BOOK

### Three-Point Field Goals Made

1.	Colin Falls	2003-07	331
2.	Chris Thomas	2001-05	302
3.	Matt Carroll	1999-03	301
4.	Kyle McAlarney	2005-09	298
5.	David Graves	1998-02	259
6.	Ryan Hoover	1992-96	248
7.	Chris Quinn	2002-05	239
8.	Ryan Ayers	2005-09	170
9.	Martin Ingelsby	1997-01	167
10.	<b>Tim Abromaitis</b>	<b>2007-11</b>	<b>160</b>
11.	Ben Hansbrough	2009-11	154
12.	Russell Carter	2003-07	139
13.	Luke Zeller	2005-09	107
14.	Tory Jackson	2006-10	103
15.	Pat Garrity	1994-98	100
16.	Antoni Wyché	1995-99	93
17.	Elmer Bennett	1988-92	91
18.	Jordan Cornette	2001-05	74
19.	Joe Fredrick	1986-90	73
20.	Rob Kurz	2004-08	72

### Three-Point Field Goals Attempted

1.	Chris Thomas	2001-05	833
2.	Colin Falls	2003-07	826
3.	Matt Carroll	2002-03	762
4.	Kyle McAlarney	2005-09	687
5.	Ryan Hoover	1992-96	680
6.	David Graves	1998-02	630
7.	Chris Quinn	2002-06	573
8.	Ryan Ayers	2005-09	401
9.	Martin Ingelsby	1997-01	394
10.	<b>Tim Abromaitis</b>	<b>2007-11</b>	<b>379</b>
11.	Ben Hansbrough	2009-11	362
12.	Russell Carter	2003-07	342
13.	Antoni Wyché	1995-99	333
14.	Tory Jackson	2006-10	320
15.	Luke Zeller	2005-09	297
16.	Pat Garrity	1994-98	279
17.	Elmer Bennett	1988-92	259
18.	Jordan Cornette	2001-05	245
19.	Troy Murphy	1998-01	191
20.	Pete Miller	1993-97	190

### Three-Point Field Goal Percentage (Min. 120 Attempted)

1.	Joe Fredrick	1986-90	.490
2.	Kyle McAlarney	2005-09	.434
3.	Ben Hansbrough	2009-11	.425
4.	Ryan Ayers	2005-09	.424
	Martin Ingelsby	1997-01	.424
6.	<b>Tim Abromaitis</b>	<b>2007-11</b>	<b>.422</b>
7.	Chris Quinn	2002-06	.417
8.	David Graves	1998-02	.411
9.	Rob Kurz	2004-08	.409
10.	David Rivers	1984-88	.406
	Russell Carter	2003-07	.406
12.	Colin Falls	2003-07	.401
13.	Keith Friel	1996-98	.397
14.	Matt Carroll	1999-03	.395
15.	Jamere Jackson	1987-90	.380
	Jonathan Peoples	2006-10	.377
17.	Kevin Ellery	1988-91	.372
18.	Carl Cozen	1991-94	.370
19.	Ryan Hoover	1993-96	.365
20.	Chris Thomas	2001-05	.363



- 2011-12 Preseason All-BIG EAST First Team
- John R. Wooden Award Preseason Top 50 List (2011-12)
- Naismith Trophy Preseason Watch List (2011-12)
- Lowe's Senior CLASS Award Candidate (2011-12)
- Capital One First Team Academic All-American (2011)
- *ESPN The Magazine* First Team Academic All-American (2010)
- BIG EAST Scholar Athlete of the Year (2010 & 2011)
- BIG EAST Sports Excellence Award (2010 & 2011)
- Third Team All-BIG EAST (2011)
- BIG EAST Honorable Mention (2010)
- Four-Time BIG EAST Weekly Honor Roll Selection
- Four-Time BIG EAST Academic All-Star
- Notre Dame Club of St. Joseph Valley Rockne Student-Athlete Award (2010 & 2011)
- Notre Dame Co-Most Improved Player Award (2010)
- Team Captain (2010-11, 2011-12)
- Old Spice Classic MVP (2010)
- Graduate of Notre Dame's Mendoza College of Business
  - Bachelor's Degree in Finance (2010) - 3.73 GPA
  - MBA (2011)
- 2011 World University Games Participant
  - Started three games and averaged 6.4 ppg and 4.3 rpg.
  - Team USA posted a 7-1 record (fifth-place finish)



# HOME SWEET HOME

## Home Winning Percentage Leaders Since the Beginning of 2006-07 Season (five-plus seasons) (as of games played on Nov. 14)

	Team	Wins	Losses	Percentage
1.	Utah State	82	2	97.62
2.	Kansas	90	4	95.74
3.	BYU	75	4	94.94
4.	Xavier	74	4	94.87
5.	Pittsburgh	89	5	94.68
6.	<b>NOTRE DAME</b>	<b>86</b>	<b>6</b>	<b>93.48</b>
7.	Duke	82	6	93.18
8.	Wisconsin	81	6	93.10
9.	Memphis	92	7	92.93
10.	Purdue	79	7	91.86
11.	Ohio State	88	8	91.67
12.	Butler	69	7	90.79
13.	Michigan State	74	8	90.24
14.	Texas	77	9	89.53
15.	North Carolina	74	9	89.16
16.	San Diego State	72	9	88.89
17.	Kent State	67	9	88.16
18.	Missouri	81	11	88.04
19.	South Dakota	66	9	88.00
20.	Creighton	80	12	86.96
21.	Dayton	79	12	86.81
22.	Old Dominion	72	11	86.75
23.	Oklahoma State	70	11	86.42
24.	Belmont	55	9	85.94

- Notre Dame currently has a 21-game home win streak.
- The Fighting Irish concluded their 2010-11 home slate with a perfect 17-0 mark. It's the third undefeated season at Purcell Pavilion at the Joyce Center in the last five years and the fifth overall for Notre Dame since the building opened at the start of the 1968-69 campaign. The other perfect home seasons occurred in: 1973-74 (15-0), 1985-86 (15-0), 2006-07 (18-0) and 2007-08 (17-0).
- Notre Dame is the only BIG EAST team that did not lose at home in 2010-11.
- Over the course of the last five seasons, Notre Dame is the only school nationally to go undefeated at home in three seasons (Duke and Kansas have done it twice), while its 86-6 record at home for a .935 winning percentage is the sixth best among NCAA Division I schools. The Irish also own the best record among all BIG EAST teams in regular-season conference home games over the same time span with a sterling 39-5 record for an .886 winning percentage.

## BIG EAST Home Records in League Play Since the Beginning of 2006-07 Season (five-plus seasons)

	Team	Wins	Losses	Percentage
1.	<b>NOTRE DAME</b>	<b>39</b>	<b>5</b>	<b>88.64</b>
2.	Louisville	38	6	86.36
	Pittsburgh	38	6	86.36
4.	West Virginia	34	10	77.27
5.	Connecticut	33	11	75.00
6.	Syracuse	32	12	72.73
	Marquette	32	12	72.73
8.	Georgetown	31	13	70.45
9.	Villanova	30	14	68.18
10.	St. John's	24	20	54.55
11.	Cincinnati	23	21	52.27
12.	Seton Hall	22	22	50.00
	Providence	22	22	50.00
14.	USF	16	28	36.36
15.	Rutgers	12	32	27.27
16.	DePaul	11	33	25.00

## IRISH ENJOYING SUCCESSFUL RUN IN LEAGUE PLAY

BIG EAST Records Since the Beginning of 2006-07 Season (five-plus seasons)  
(as of games played on Nov. 14)

	Overall				BIG EAST				
	Wins	Losses	Percentage		Wins	Losses	Percentage		
1.	Pittsburgh	142	38	.789	1.	Pittsburgh	65	23	.739
2.	Syracuse	132	48	.733		Louisville	65	23	.739
3.	Louisville	129	48	.729	3.	<b>NOTRE DAME</b>	<b>57</b>	<b>31</b>	<b>.648</b>
4.	West Virginia	129	51	.717		Syracuse	57	31	.648
5.	<b>NOTRE DAME</b>	<b>122</b>	<b>50</b>	<b>.709</b>	5.	Georgetown	55	33	.625
6.	Georgetown	120	50	.706	6.	West Virginia	54	34	.614
7.	Connecticut	124	53	.701	7.	Villanova	53	35	.602
8.	Villanova	121	52	.699		Marquette	53	35	.602
9.	Marquette	120	56	.682	9.	Connecticut	50	38	.568
10.	Cincinnati	88	77	.533	10.	St. John's	36	42	.462
11.	St. John's	84	80	.512	11.	Cincinnati	36	52	.409
12.	Seton Hall	80	77	.510	12.	Seton Hall	34	54	.386
13.	Providence	81	79	.506	13.	Providence	32	56	.364
14.	USF	65	95	.406	14.	USF	22	66	.250
15.	Rutgers	63	94	.401	15.	Rutgers	18	70	.205
16.	DePaul	57	104	.354	16.	DePaul	17	71	.193

## Last Notre Dame Win/Loss Versus Ranked Opponent in Associated Press Poll

	<b>Date</b>	<b>Opponent (Location)</b>	<b>Score</b>				
Win vs. #1	2-1-87	North Carolina (H)	60-58	Win vs. #20	1-15-98	West Virginia (A)	74-72
Loss vs. #1	11-26-08	(8) North Carolina (LC)!	87-102	Loss vs. #20	1-12-09	(12) Louisville (A)	73-87
Win vs. #2	1-24-11	(15) Pittsburgh (A)	56-51	Win vs. #21	1-9-07	(22) West Virginia (H)	61-58
Loss vs. #2	2-28-09	Connecticut (A)	65-72	Loss vs. #21	3-22-08	(15) Washington St. (PC)\$	41-61
Win vs. #3	3-3-90	Missouri (H)	98-67	Win vs. #22	12-7-05	Alabama (A)	78-71
Loss vs. #3	1-27-10	Villanova (A)	90-72	Loss vs. #22	3-16-07	Winthrop (SA)\$	64-74
Win vs. #4	12-7-06	Alabama (H)	99-85	Win vs. #23	12-3-06	Maryland (VC)@	81-74
Loss vs. #4	2-7-04	Pittsburgh (H)	58-66	Loss vs. #23	3-8-06	Georgetown (MSG)*	63-67
Win vs. #5	2-12-09	Louisville (H)	90-57	Win vs. #24	NA		
Loss vs. #5	1-1-11	(15) Syracuse (A)	58-70	Loss vs. #24	3-5-05	Pittsburgh (H)	77-85
Win vs. #6	11-25-08	(8) Texas (LC)!	81-80	Win vs. #25	3-10-11	(4) Cincinnati (MSG)*	89-51
Loss vs. #6	1-6-03	(5) Pittsburgh (A)	55-72	Loss vs. #25	3-13-08	Marquette (MSG)*	79-89
Win vs. #7	2-2-82	San Francisco (H)	75-66	<i>Event/Location Notes</i>			
Loss vs. #7	3-12-10	West Virginia (MSG)*	51-53	\$ - NCAA Tournament			
Win vs. #8	1-4-11	(14) Connecticut (H)	73-70	* - BIG EAST Tournament			
Loss vs. #8	1-17-09	(12) Syracuse (A)	74-93	! - Maui Invitational			
Win vs. #9	12-29-10	(15) Georgetown (H)	69-55	^ - SEC/BIG EAST Invitational			
Loss vs. #9	3-9-07	(20) Georgetown (MSG)*	82-84	@ - BB&T Classic			
Win vs. #10	2-21-01	(18) Boston College (H)	76-75	(H) - Home			
Loss vs. #10	1-2-10	Connecticut (A)	70-82	(A) - Away			
Win vs. #11	2-27-10	Georgetown (A)	78-64	(LC) - Lahaina Civic Center (Maui)			
Loss vs. #11	3-2-09	Villanova (H)	60-77	(MCI) - MCI Center (Washington, D.C.)			
Win vs. #12	2-24-10	Pittsburgh (H)	68-53	(MSG) - Madison Square Garden (New York, N.Y.)			
Loss vs. #12	3-4-03	Syracuse (A)	88-92	(KC) - Kansas City, Mo.			
Win vs. #13	12-2-02	Marquette (H)	92-71	(D) - Dayton, Ohio			
Loss vs. #13	2-28-08	(17) Louisville (A)	85-90	(BFC) - Big Four Classic (Indianapolis, Ind.)			
Win vs. #14	12-5-87	Louisville (BFC)	69-54	(FH) - Freedom Hall (Louisville, Ky.)			
Loss vs. #14	3-11-11	(4) Louisville (MSG)* (ot)	77-83	(PC) - Pepsi Center (Denver, Colo.)			
Win vs. #15	1-21-98	Syracuse (H)	83-63	(SA) - Spokane Arena (Spokane, Wash.)			
Loss vs. #15	2-7-09	UCLA (A)	63-89	(VC) - Verizon Center (Washington, D.C.)			
Win vs. #16	3-5-11	(8) Connecticut (A)	70-67	<i>Note - Number before opponent indicates Notre Dame's AP ranking at the time of the game</i>			
Loss vs. #16	1-18-03	(10) Kentucky (A)	73-88	<b><i>Bold italics</i></b> indicates result from this season			
Win vs. #17	3-7-70	(15) Ohio U. (D)\$	112-82				
Loss vs. #17	12-8-10	(23) Kentucky (FH)^	58-72				
Win vs. #18	1-26-08	Villanova (A)	90-80				
Loss vs. #18	2-12-05	Pittsburgh (A)	66-68				
Win vs. #19	2-28-11	(8) Villanova (H)	93-72				
Loss vs. #19	3-8-02	Connecticut (MSG)*	77-82				

# THE MIKE BREY FILE

2011 AP, Basketball Times & Henry Iba Coach of the Year

2007, 2008 & 2011 BIG EAST Coach of the Year

Third Longest Tenured Coach in BIG EAST

Record at Notre Dame: 240-120 (.667)

Overall Record: 339-172 (.663)

## WHAT HIS TEAMS HAVE DONE:

9 NCAA Tournament Appearances

14 Total Postseason Appearances (5 NIT)

3 BIG EAST Players of the Year

(Troy Murphy '01 / Luke Harangody '08 / Ben Hansbrough '11)

10 First-Team All-BIG EAST Honorees



## IRISH UNDER MIKE BREY:

### IN OVERTIME GAMES: 7-8

at Georgetown (2/9/02)	W	116-111 (4 OT)
at Boston College (1/25/03)	W	101-96
vs. Georgetown (2/1/03)	W	93-92 (2OT)
at Pittsburgh (1/4/06)	L	97-100 (2OT)
vs. Georgetown (1/24/06)	L	82-85 (2OT)
at Louisville (2/4/06)	L	86-89
at Connecticut (2/21/06)	L	74-75
at Michigan (3/20/06)	L	84-87 (2OT)
vs. Providence (1/31/08)	W	81-74
at Louisville (1/12/09)	L	73-87
at Louisville (2/17/10)	L	89-91 (2OT)
at Marquette (3/6/10)	W	63-60
vs. Georgia (11/25/10)	W	89-83 (2OT)
vs. Louisville (2/9/11)	W	89-79
vs. Louisville (3/11/11)	L	77-83

### IN GAMES DECIDED BY...

1 point.....	12-11
2 points.....	6-11
3 points.....	16-16
4 points.....	4-6
5 points.....	7-7
6 points.....	12-6
7 points.....	17-7
8 points.....	6-10
9 points.....	7-4
10 points.....	13-6
11-15 points.....	49-24
16-20 points.....	27-9
21-30 points.....	28-3
31-40 points.....	26-0
41-50 points.....	10-0
50+points.....	0-0
<b>Total.....</b>	<b>240-120</b>

### ON THE ROAD...

	Away	Neutral	Overall
2011-12	0-0	0-0	0-0
2010-11	5-4	5-3	10-7
2009-10	3-6	3-3	6-9
2008-09	3-8	3-4	6-12
2007-08	5-4	3-4	8-8
2006-07	3-5	3-3	6-8
2005-06	4-7	0-2	4-9
2004-05	4-6	0-1	4-7
2003-04	6-5	2-1	8-6
2002-03	4-5	6-3	10-8
2001-02	8-4	5-3	13-7
2000-01	6-4	2-2	8-6
<b>Totals</b>	<b>51-58</b>	<b>32-29</b>	<b>83-87</b>
	<b>(.468)</b>	<b>(.525)</b>	<b>(.488)</b>

### VS. RANKED OPPONENTS:

2011-12.....	0-0
2010-11.....	8-3
2009-10.....	4-4
2008-09.....	3-9
2007-08.....	2-6
2006-07.....	4-2
2005-06.....	1-7
2004-05.....	2-5
2003-04.....	2-8
2002-03.....	5-6
2001-02.....	3-6
2000-01.....	4-3
<b>Totals.....</b>	<b>38-59</b>
	<b>(.392)</b>

## NOTRE DAME SEASON-BY-SEASON UNDER BREY:

	Overall	BIG EAST (regular season)
2000-01	20-10	11-5 (1st place-West Division)
2001-02	22-11	10-6 (2nd place-West Division)
2002-03	24-10	10-6 (t-3rd place-West Division)
2003-04	19-13	9-7 (7th place)
2004-05	17-12	9-7 (6th place)
2005-06	16-14	6-10 (t-11th place)
2006-07	24-8	11-5 (4th place)
2007-08	25-8	14-4 (t-2nd place)
2008-09	21-15	8-10 (t-9th place)
2009-10	23-12	10-8 (t-7th place)
2010-11	27-7	14-4 (2nd place)
2011-12	2-0	0-0
<b>240-120 (.667)</b>		<b>112-72 (.609)</b>

## MIKE BREY IN THE BIG EAST RANKINGS:

### BIG EAST Coaching Percentage Regular Season and BIG EAST Tournament

	W-L	Pct.	Yrs.	Tour.	Pct.
<b>1. Jamie Dixon, Pittsburgh</b>	<b>109-45</b>	<b>.708</b>	<b>8</b>	<b>11-7</b>	<b>.611</b>
2. John Thompson, Georgetown	231-123	.653	20	33-13	.717
<b>3. Steve Lavin, St. John's</b>	<b>13-7</b>	<b>.650</b>	<b>1</b>	<b>1-1</b>	<b>.500</b>
<b>4. Jim Boeheim, Syracuse</b>	<b>384-211</b>	<b>.645</b>	<b>32</b>	<b>46-27</b>	<b>.630</b>
<b>5. Jim Calhoun, Connecticut</b>	<b>303-172</b>	<b>.638</b>	<b>25</b>	<b>33-18</b>	<b>.647</b>
6. Lou Carnesecca, St. John's	139-80	.635	13	12-11	.522
<b>7. Bob Huggins, West Virginia</b>	<b>52-30</b>	<b>.634</b>	<b>4</b>	<b>7-3</b>	<b>.700</b>
<b>8. Rick Pitino, Providence/Louisville</b>	<b>95-55</b>	<b>.633</b>	<b>8</b>	<b>7-7</b>	<b>.500</b>
<b>9. John Thompson III, Georgetown</b>	<b>84-53</b>	<b>.613</b>	<b>7</b>	<b>11-6</b>	<b>.647</b>
9. Mike Jarvis, St. John's	57-36	.613	5	7-4	.636
11. Tom Crean, Marquette	34-22	.607	3	3-3	.500
<b>12. Buzz Williams, Marquette</b>	<b>37-25</b>	<b>.597</b>	<b>3</b>	<b>5-3</b>	<b>.625</b>
12. Ben Howland, Pittsburgh	43-29	.597	4	8-3	.727
<b>14. Mike Brey, Notre Dame</b>	<b>119-83</b>	<b>.589</b>	<b>11</b>	<b>7-11</b>	<b>.388</b>
15. Jay Wright, Villanova	107-79	.576	10	8-10	.444

### BIG EAST Coaching Wins Regular Season and BIG EAST Tournament

	W-L	Pct.	Yrs.	Tour.	Pct.
<b>1. Jim Boeheim, Syracuse</b>	<b>384-211</b>	<b>.645</b>	<b>32</b>	<b>46-27</b>	<b>.630</b>
<b>2. Jim Calhoun, Connecticut</b>	<b>303-172</b>	<b>.638</b>	<b>25</b>	<b>33-18</b>	<b>.647</b>
3. John Thompson, Georgetown	231-123	.653	20	33-13	.717
4. Lou Carnesecca, St. John's	139-80	.635	13	12-11	.522
5. Rollie Massimino, Villanova	123-92	.572	12	13-12	.520
<b>6. Mike Brey, Notre Dame</b>	<b>119-83</b>	<b>.589</b>	<b>11</b>	<b>7-11</b>	<b>.388</b>
<b>7. Jamie Dixon, Pittsburgh</b>	<b>109-45</b>	<b>.708</b>	<b>8</b>	<b>11-7</b>	<b>.611</b>
<b>8. Jay Wright, Villanova</b>	<b>107-79</b>	<b>.576</b>	<b>10</b>	<b>8-10</b>	<b>.444</b>
9. Steve Lappas, Villanova	97-79	.551	9	10-8	.556
<b>10. Rick Pitino, Providence/Louisville</b>	<b>95-55</b>	<b>.633</b>	<b>8</b>	<b>7-7</b>	<b>.500</b>

Bold indicates active BIG EAST head coach

## Notre Dame Highs and Lows Under Mike Brey

### Notre Dame – Team Game Highs (1st Half)

Points ..... 62 vs. Loyola-Chicago (11/22/00)  
 ..... 62 vs. Georgia Southern (11/12/10)\*  
 Field Goals Made ..... 24 vs. IPFW (11/10/06)\*  
 ..... 24 vs. Syracuse (1/30/07)  
 Field Goals Attempted ..... 43 vs. New Hampshire (11/16/01)\*  
 ..... 43 vs. Syracuse (1/30/07)  
 Field Goal Percentage ..... 75.0% (18-24) vs. West Virginia (1/9/10)\*  
 3 PT Field Goals Made ..... 14 vs. South Dakota (12/2/08)\*  
 3 PT Field Goals Attempted ..... 23 vs. South Dakota (12/2/08)\*  
 3 PT Field Goals Percentage ..85.7% (6-7) vs. West Virginia (1/9/10)\*  
 Free Throws Made ..... 18 vs. Liberty (11/22/09)\*  
 ..... 18 vs. Maine (11/22/10)\*  
 Free Throws Attempted ..... 24 vs. Liberty (11/22/09)\*  
 Free Throw Percentage..... 100.0% on 18 occasions  
 Total Rebounds..... 32 vs. Chicago State (11/17/10)\*  
 Offensive Rebounds ..... 15 vs. Savannah State (12/2/08)\*  
 Defensive Rebounds..... 24 vs. Northern Illinois (12/8/07)\*  
 Assists..... 19 vs. Canisius (12/19/00)\*  
 Steals..... 12 vs. New Hampshire (11/16/01)\*  
 Blocked Shots..... 13 vs. Belmont (11/17/02)\*  
 Turnovers..... 14 vs. Monmouth (11/16/07)  
 ..... 14 vs. St. John's (1/16/11)  
 Fouls..... 13 vs. St. John's (1/16/11)

### Notre Dame – Team Game Highs (2nd Half)

Points ..... 68 vs. Georgetown (4OT) (2/9/02)  
 Field Goals Made ..... 24 vs. Pittsburgh (1/4/06)  
 Field Goals Attempted ..... 63 vs. Georgetown (4OT) (2/9/02)  
 Field Goal Percentage..... 72.0% vs. Lafayette (11/14/06)  
 3 PT Field Goals Made ..... 11 vs. St. John's (3/6/04)  
 ..... 11 vs. North Carolina (11/26/08)  
 3 PT Field Goals Attempted ..... 24 vs. Pittsburgh (1/4/06)  
 3 PT Field Goals Percentage . 75.0% (6-8) vs. Connecticut (2/21/05)  
 Free Throws Made ..... 27 vs. Seton Hall (2/18/06)  
 Free Throws Attempted ..... 32 vs. California (11/26/10)  
 Free Throw Percentage..... 100.0% on six occasions  
 Total Rebounds..... 34 vs. Seton Hall (1/8/01)  
 Offensive Rebounds ..... 15 vs. Army (12/19/04)\*  
 Defensive Rebounds..... 25 vs. Sacred Heart (11/18/00)\*  
 Assists..... 16 vs. Army (12/19/04)\*  
 ..... 16 vs. Maine (11/22/10)\*  
 Steals..... 14 vs. New Hampshire (11/16/01)\*  
 Blocked Shots ..... 6 vs. Belmont (11/17/02)\*  
 ..... 6 vs. IUPUI (12/9/09)\*  
 Turnovers..... 13 vs. Niagara (12/21/05)\*  
 ..... 13 vs. Marquette (1/12/08)  
 Fouls..... 26 vs. Pittsburgh (1/4/06)

### Notre Dame – Team Game Highs (Total)

Points ..... 116 vs. Georgetown (4OT) (2/9/02)  
 Field Goals Made ..... 42 vs. Canisius (12/19/00)\*  
 Field Goals Attempted ..... 94 vs. Georgetown (4OT) (2/9/02)  
 Field Goal Percentage..... 66.7% (34-51) vs. Pittsburgh (1/30/02)\*  
 3 PT Field Goals Made ..... 20 vs. Villanova (2/28/11)\*#  
 3 PT Field Goals Attempted ..... 44 vs. Canisius (12/22/00)  
 3 PT Field Goals Percentage ..... 72.7% (16-22) vs. Loyola Chicago  
 (11/22/00)\*#  
 Free Throws Made ..... 33 vs. Seton Hall (2/18/06)  
 Free Throws Attempted ..... 45 vs. Columbia (12/23/05)\*  
 Free Throw Percentage..... 100% (5-5) vs. Illinois (3/22/03)  
 ..... 100% (19-19) vs. Villanova (1/8/05)\*#  
 Total Rebounds..... 64 vs. Georgetown (4OT) (2/9/02)  
 Offensive Rebounds ..... 24 vs. Seton Hall (1/8/01)  
 Defensive Rebounds..... 41 vs. Northern Illinois (12/8/07)\*  
 Assists..... 32 vs. Canisius (12/19/00)\*#  
 Steals..... 26 vs. New Hampshire (11/16/01)\*#  
 Blocked Shots ..... 19 vs. Belmont (12/17/02)\*#  
 Turnovers..... 24 vs. Marquette (1/12/08)  
 Fouls..... 32 vs. Pittsburgh (1/4/06)

### Notre Dame – Team Game Lows (1st Half)

Points ..... 17 vs. Connecticut (3/3/10)\*  
 Field Goals Made ..... 4 vs. St. John's (1/16/11)  
 Field Goals Attempted ..... 14 vs. St. John's (1/16/11)  
 Field Goal Percentage..... 18.8% (6-32) vs. Connecticut (2/21/04)  
 3 PT Field Goals Made ..... 0 vs. West Virginia (1/7/04)  
 ..... 0 vs. California (11/26/10)  
 3 PT Field Goals Attempted ..... 4 vs. St. Louis (11/28/09)  
 3 PT Field Goals Percentage ..... 0.0% on three occasions  
 Free Throws Made ..... 0 on ten occasions  
 Free Throws Attempted ..... 0 on seven occasions  
 Free Throw Percentage..... 0.0% on ten occasions  
 Total Rebounds..... 9 vs. UCF (12/6/09)\*  
 ..... 9 vs. Pittsburgh (3/11/10)  
 Offensive Rebounds ..... 0 vs. West Virginia (1/9/10)\*  
 Defensive Rebounds..... 6 vs. Louisville (2/17/10)  
 Assists..... 1 vs. Villanova (1/27/07)\*  
 Steals..... 0 on eight occasions  
 Blocked Shots..... 0 on 32 occasions  
 Turnovers..... 0 vs. DePaul (1/23/10)\*  
 Fouls..... 0 vs. Samford (12/30/04)\*

### Notre Dame – Team Game Lows (2nd Half)

Points ..... 18 vs. Pittsburgh (3/11/10)  
 Field Goals Made ..... 5 vs. West Virginia (1/9/10)\*  
 ..... 5 vs. Pittsburgh (3/11/10)  
 Field Goals Attempted ..... 13 vs. Pittsburgh (3/11/10)  
 Field Goal Percentage..... 21.4% (6-28) vs. Harvard (11/19/04)\*  
 3 PT Field Goals Made ..... 0 on four occasions  
 3 PT Field Goals Attempted ..... 2 vs. Rutgers (2/6/11)\*  
 3 PT Field Goals Percentage ... 0.0% (0-6) vs. Providence (1/31/08)\*  
 Free Throws Made ..... 0 vs. Rutgers (2/6/11)\*  
 ..... 0 vs. Pittsburgh (1/12/04)  
 ..... 0 vs. Indiana (11/24/08)  
 ..... 0 vs. Old Dominion (3/18/10)  
 Free Throws Attempted ..... 0 vs. Indiana (11/24/08)  
 ..... 0 vs. Old Dominion (3/18/10)  
 Free Throw Percentage..... 0.0% on four occasions  
 Total Rebounds..... 7 vs. Rutgers (3/1/03)  
 Offensive Rebounds ..... 2 on five occasions  
 Defensive Rebounds..... 4 vs. Rutgers (3/1/03)  
 Assists..... 0 vs. Harvard (11/19/04)  
 Steals..... 0 on 11 occasions  
 Blocked Shots..... 0 on 29 occasions  
 Turnovers..... 0 vs. West Virginia (3/10/04)  
 ..... 0 vs. Cincinnati (3/10/11)  
 Fouls..... 3 on three occasions

### Notre Dame – Team Game Lows (Total)

Points ..... 41 vs. Washington State (3/22/08)  
 Field Goals Made ..... 13 vs. Rutgers (3/1/03)  
 ..... 13 vs. Washington State (3/22/08)  
 Field Goals Attempted ..... 34 vs. Pittsburgh (3/11/10)  
 Field Goal Percentage .... 24.5% (13-53) vs. Washington State (3/22/08)  
 3 PT Field Goals Made ..... 1 vs. Pittsburgh (2/3/01)  
 ..... 1 vs. California (11/26/10)  
 3 PT Field Goals Attempted ..... 8 vs. Pittsburgh (2/3/01)  
 3 PT Field Goals Percentage .... 5.0% (1-20) vs. California(11/26/10)  
 Free Throws Made ..... 1 vs. Connecticut (2/28/09)  
 Free Throws Attempted ..... 3 vs. Old Dominion (3/18/10)  
 Free Throw Percentage..... 20.0% (1-5) vs. Connecticut (2/28/09)  
 Total Rebounds..... 21 vs. Rutgers (3/1/03)  
 Offensive Rebounds ..... 3 vs. DePaul (12/14/02)\*  
 Defensive Rebounds..... 14 vs. DePaul (12/11/04)\*  
 Assists..... 6 vs. Mississippi (3/18/01)  
 Steals..... 1 on four occasions  
 Blocked Shots..... 0 on seven occasions  
 Turnovers..... 2 vs. DePaul (1/23/10)\*  
 Fouls..... 6 on three occasions

\* Indicates game played at the Purcell Pavilion, Notre Dame, Ind.

# Indicates school record

## Opponent Highs and Lows Under Mike Brey

### Opponent – Team Game Highs (1st Half)

Points ..... 53, Arizona (3/27/03)  
 Field Goals Made ..... 23, Arizona (3/27/03)  
 Field Goals Attempted ..... 44, Georgetown (3/4/01)\*  
 Field Goal Percentage ..... 61.5% (16-26), UCF (12/6/09)\*  
 ..... 61.5% (16-26), Marquette (1/22/11)\*  
 3 PT Field Goals Made ..... 9, Syracuse (1/11/06)\*  
 ..... 9, Lehigh (11/27/06)\*  
 3 PT Field Goals Attempted ..... 19, Syracuse (1/11/06)\*  
 3 PT Field Goal Percentage ..... 81.8% (9-11), Lehigh (11/26/06)\*  
 Free Throws Made ..... 14, Sacred Heart (11/18/00)\*  
 Free Throws Attempted ..... 19, Sacred Heart (11/18/00)\*  
 Free Throw Percentage ..... 100.0%, on 23 occasions  
 Total Rebounds ..... 33, Connecticut (2/21/04)  
 Offensive Rebounds ..... 16, Northern Illinois (11/24/03)\*  
 Defensive Rebounds ..... 21, on six occasions  
 Assists ..... 15, Seton Hall (2/11/10)  
 Steals ..... 9, Miami (Fla.) (2/23/02)  
 ..... 9, Marquette (1/12/08)  
 Blocked Shots ..... 10, Connecticut (2/21/04)  
 Turnovers ..... 16, Loyola (Chicago) (11/22/00)\*  
 Fouls ..... 16, on four occasions

### Opponent – Team Game Highs (2nd Half)

Points ..... 68, Georgetown (4 OT) (2/9/02)  
 Field Goals Made ..... 21, Syracuse (2/24/08)\*  
 Field Goals Attempted ..... 49, Syracuse (2/24/08)\*  
 Field Goal Percentage ..... 68.2% (15-22), American (12/21/03)\*  
 3 PT Field Goals Made ..... 9, on three occasions  
 3 PT Field Goals Attempted ..... 22, Tennessee Tech (12/17/00)\*  
 3 PT Field Goal Percentage ..... 100.0% (3-3), Seton Hall (2/5/03)  
 Free Throws Made ..... 24, Pittsburgh (2 OT) (1/4/06)  
 Free Throws Attempted ..... 39, Pittsburgh (2 OT) (1/4/06)  
 Free Throw Percentage ..... 100.0% on eight occasions  
 Total Rebounds ..... 38, Georgetown (4 OT) (2/9/02)  
 Offensive Rebounds ..... 16, Syracuse (2/24/08)\*  
 Defensive Rebounds ..... 27, Georgetown (4 OT) (2/9/02)  
 Assists ..... 19, Pittsburgh (2 OT) (1/4/06)  
 Steals ..... 9, on two occasions  
 Blocked Shots ..... 11, Georgetown (4 OT) (2/9/02)  
 Turnovers ..... 15, New Hampshire (11/16/01)\*  
 Fouls ..... 20, Seton Hall (2/18/06)  
 ..... 20, Rutgers (2/6/11)

### Opponent – Team Game Highs (Total)

Points ..... 111, Georgetown (4 OT) (2/9/02)  
 Field Goals Made ..... 41, Syracuse (3/4/03)\*  
 Field Goals Attempted ..... 82, Syracuse (2/24/08)\*  
 Field Goal Percentage ..... 63.0% (29-46), American (12/21/03)\*  
 3 PT Field Goals Made ..... 14, Texas (12/7/02)  
 ..... 14, Lehigh (11/27/06)\*  
 3 PT Field Goals Attempted ..... 37, West Virginia (1/9/10)\*  
 3 PT Field Goal Percentage ..... 73.7% (14-19), Lehigh (11/27/06)\*  
 Free Throws Made ..... 35, Louisville (2OT) (2/17/10)  
 Free Throws Attempted ..... 46, Pittsburgh (2 OT) (1/4/06)  
 Free Throw Percentage (min. 8 att.) ..... 100%, on three occasions  
 Total Rebounds ..... 59, Connecticut (2/21/04)  
 Offensive Rebounds ..... 27, Loyola (Chicago) (11/22/00)\*  
 Defensive Rebounds ..... 42, Connecticut (1/24/09)\*  
 Assists ..... 30, Pittsburgh (2 OT) (1/4/06)  
 Steals ..... 13, Niagara (12/21/05)\*  
 Blocked Shots ..... 19, Connecticut (OT) (2/21/06)  
 Turnovers ..... 30, New Hampshire (11/16/01)\*  
 Fouls ..... 31, Columbia (12/23/05)\*

### Opponent – Team Game Lows (1st Half)

Points ..... 5, California (11/26/10)  
 Field Goals Made ..... 2, California (11/26/10)  
 Field Goals Attempted ..... 18, Georgetown (2/27/10)  
 Field Goal Percentage ..... 8.0% (2-25), California (11/26/10)  
 3 PT Field Goals Made ..... 0, on 12 occasions  
 3 PT Field Goals Attempted ..... 2, Georgetown (2/9/02)  
 3 PT Field Goal Percentage ..... 0.0%, on 12 occasions  
 Free Throws Made ..... 0, on 29 occasions  
 Free Throws Attempted ..... 0, on 15 occasions  
 Free Throw Percentage ..... 0.0%, on 29 occasions  
 Total Rebounds ..... 7, Georgetown (2/27/10)  
 ..... 7, Maine (11/22/10)\*  
 Offensive Rebounds ..... 0, Lafayette (11/14/06)  
 Defensive Rebounds ..... 5, on three occasions  
 Assists ..... 1, California (11/26/10)  
 Steals ..... 0, on 12 occasions  
 Blocked Shots ..... 0, on 36 occasions  
 Turnovers ..... 1, on six occasions  
 Fouls ..... 1, Pittsburgh (2/12/05)  
 ..... 1, DePaul (12/31/08)  
 ..... 1, West Virginia (3/12/10)

### Opponent – Team Game Lows (2nd Half)

Points ..... 8, Monmouth (11/16/07)  
 Field Goals Made ..... 3, Monmouth (11/16/07)  
 Field Goals Attempted ..... 19, Old Dominion (3/18/10)  
 Field Goal Percentage ..... 13.0% (3-23), Monmouth (11/16/07)  
 3 PT Field Goals Made ..... 0, on 12 occasions  
 3 PT Field Goals Attempted ..... 3, on seven occasions  
 3 PT Field Goal Percentage ..... 0.0% on 12 occasions  
 Free Throws Made ..... 0, on three occasions  
 Free Throws Attempted ..... 1, on three occasions  
 Free Throw Percentage ..... 0.0%, on three occasions  
 Total Rebounds ..... 6, Marquette (3/6/10)  
 Offensive Rebounds ..... 0, Kentucky (3/25/09)\*  
 ..... 0, Marquette (3/6/10)  
 Defensive Rebounds ..... 3, Virginia Tech (2/22/03)\*  
 ..... 3, Marquette (1/22/11)\*  
 Assists ..... 1, UAB (3/17/09)\*  
 ..... 1, Pittsburgh (3/11/10)  
 Steals ..... 0, on eight occasions  
 Blocked Shots ..... 0, on 24 occasions  
 Turnovers ..... 0, West Virginia (3/10/04)  
 ..... 0, Pittsburgh (1/31/09)  
 Fouls ..... 4, on four occasions

### Opponent – Team Game Lows (Total)

Points ..... 33, Monmouth (11/16/07)  
 Field Goals Made ..... 12, Bucknell (11/22/02)\*  
 Field Goals Attempted ..... 35, Rutgers (3/1/03)  
 Field Goal Percentage ..... 21.1% (12-57), Bucknell (11/22/02)\*  
 3 PT Field Goals Made ..... 1, on five occasions  
 3 PT Field Goals Attempted ..... 7, Seton Hall (2/5/03)  
 3 PT Field Goal Percentage ..... 5.9% (1-17), Cincinnati (11/24/00)  
 Free Throws Made ..... 0, Charleston Southern (11/26/04)\*  
 Free Throws Attempted ..... 0, Charleston Southern (11/26/04)\*  
 Free Throw Percentage 0.0% (0-0), Charleston Southern (11/26/04)\*  
 Total Rebounds ..... 19, Winston-Salem St. (11/29/06)\*  
 Offensive Rebounds ..... 3, Army (12/19/04)\*  
 ..... 3, West Virginia (2/1/06)  
 Defensive Rebounds ..... 12, Georgetown (2/27/10)  
 ..... 12, Marquette (1/22/11)\*  
 Assists ..... 5, Bucknell (11/22/02)\*  
 Steals ..... 1, on three occasions  
 Blocked Shots ..... 0, on 12 occasions  
 Turnovers ..... 3, Marquette (1/26/09)\*  
 ..... 3, Connecticut (3/5/11)  
 Fouls ..... 7, Connecticut (1/24/09)\*  
 ..... 7, Connecticut (2/28/09)

\* - Indicates games played at Purcell Pavilion (Notre Dame, Ind.)

## Notre Dame Highs and Lows in a BIG EAST Game

### Notre Dame – BIG EAST Team Game Highs (1st Half)

Points	61 vs. Syracuse (1/30/07)
Field Goals Made	24 vs. Syracuse (1/30/07)
Field Goals Attempted	43 vs. Syracuse (1/30/07)
Field Goal Percentage	75.0% (18-24) vs. West Virginia (1/9/10)*
3 PT Field Goals Made	11, on three occasions
3 PT Field Goals Attempted	22 vs. Pittsburgh (1/31/09)
3 PT Field Goals Percentage	85.7% (6-7) vs. West Virginia (1/9/10)*
Free Throws Made	13 vs. Seton Hall (2/11/10)
Free Throws Attempted	19 vs. Villanova (1/27/10)
Free Throw Percentage	100.0% on 12 occasions
Total Rebounds	29 vs. Connecticut (1/5/08)
Offensive Rebounds	14 vs. Providence (2/19/05)
Defensive Rebounds	23 vs. Louisville (2/12/09)*
Assists	17 vs. West Virginia (1/9/10)*
Steals	7 on four occasions
Blocked Shots	7 vs. Connecticut (2/9/04)* 7 vs. West Virginia (1/19/05)
Turnovers	14 vs. St. John's (1/16/11)
Fouls	13 vs. St. John's (1/16/11)

### Notre Dame – BIG EAST Team Game Highs (2nd Half)

Points	68 vs. Georgetown (4OT) (2/9/02)
Field Goals Made	24 vs. Pittsburgh (1/4/06)
Field Goals Attempted	63 vs. Georgetown (4OT) (2/9/02)
Field Goal Percentage	71.4% vs. Georgetown (2/27/10)
3 PT Field Goals Made	11 vs. St. John's (3/6/04)
3 PT Field Goals Attempted	24 vs. Pittsburgh (1/4/06)
3 PT Field Goals Percentage	71.4% (6-8) vs. Connecticut (2/21/05)
Free Throws Made	27 vs. Seton Hall (2/18/06)
Free Throws Attempted	30 vs. Rutgers (2/6/11)*
Free Throw Percentage	100.0% on three occasions
Total Rebounds	34 vs. Seton Hall (1/8/01)
Offensive Rebounds	18 vs. Seton Hall (1/8/01)
Defensive Rebounds	27 vs. Georgetown (3/4/04)*
Assists	14 vs. Cincinnati (1/15/08)*
Steals	6 vs. Villanova (1/17/07)
Blocked Shots	5 vs. Georgetown (2/27/10)
Turnovers	13 vs. Marquette (1/12/08)
Fouls	26 vs. Pittsburgh (1/4/06)

### Notre Dame – BIG EAST Team Game Highs (Total)

Points	116 vs. Georgetown (4OT) (2/9/02)
Field Goals Made	41 vs. Georgetown (4OT) (2/9/02)
Field Goals Attempted	94 vs. Georgetown (4OT) (2/9/02)
Field Goal Percentage	66.7% (34-51) vs. Pittsburgh (1/30/02)*
3 PT Field Goals Made	20 vs. Villanova (2/28/11)*#
3 PT Field Goals Attempted	36 vs. Pittsburgh (1/4/06)
3 PT Field Goals Percentage	62.5% (20-32) vs. Villanova (2/28/11)*
Free Throws Made	34 vs. Cincinnati (1/15/08)*
Free Throws Attempted	42 vs. Cincinnati (1/15/08)*
Free Throw Percentage	100.0% (19-19) vs. Villanova (1/14/03)*#
Total Rebounds	64 vs. Georgetown (4OT) (2/9/02)
Offensive Rebounds	24 vs. Seton Hall (1/8/01)
Defensive Rebounds	35 vs. Louisville (2/12/09)*
Assists	25 vs. Cincinnati (2/4/10)*
Steals	10 on six occasions
Blocked Shots	9 vs. Connecticut (2/9/04)*
Turnovers	26 vs. Pittsburgh (2/8/00)
Fouls	32 vs. Pittsburgh (1/4/06)

\*Indicates game played at the Purcell Pavilion, Notre Dame, Ind.

#Indicates school record

### Notre Dame – BIG EAST Team Game Lows (1st Half)

Points	17 vs. Connecticut (3/3/10)*
Field Goals Made	4 vs. St. John's (1/16/11)
Field Goals Attempted	14 vs. St. John's (1/16/11)
Field Goal Percentage	18.8% (6-32) vs. Connecticut (2/21/04)
3 PT Field Goals Made	0 vs. West Virginia (1/7/04)
3 PT Field Goals Attempted	0 vs. Connecticut (1/12/99)
3 PT Field Goals Percentage	5 on three occasions
3 PT Field Goals Percentage	8.3% (1-12) vs. Providence (1/21/03)
Free Throws Made	0 on nine occasions
Free Throws Attempted	0 on seven occasions
Free Throw Percentage	0.0% on nine occasions
Total Rebounds	9 vs. Pittsburgh (3/11/10)
Offensive Rebounds	0 on four occasions
Defensive Rebounds	6 vs. Louisville (2/17/10)
Assists	1 vs. Villanova (1/27/07)*
Steals	0 on seven occasions
Blocked Shots	0 on 20 occasions
Turnovers	0 vs. DePaul (1/23/10)*
Fouls	2 vs. West Virginia (2/18/09) 2 vs. Georgetown (2/27/10)

### Notre Dame – BIG EAST Team Game Lows (2nd Half)

Points	18 vs. Pittsburgh (3/11/10)
Field Goals Made	5 vs. West Virginia (1/9/10)*
Field Goals Attempted	5 vs. Pittsburgh (3/11/10)
Field Goal Percentage	26.3% (5-19) vs. West Virginia (1/9/10)*
3 PT Field Goals Made	0 vs. Connecticut (1/12/99)
3 PT Field Goals Attempted	0 vs. Providence (1/31/08)* 0 vs. Rutgers (2/6/11)*
3 PT Field Goals Percentage	0.0% (0-6) vs. Providence (1/31/08)*
Free Throws Made	0 vs. Pittsburgh (1/12/04)
Free Throws Attempted	2 on four occasions
Free Throw Percentage	0.0% (0-2) vs. Pittsburgh (1/12/04)
Total Rebounds	7 vs. Rutgers (3/1/03)
Offensive Rebounds	2 vs. Connecticut (3/3/10)*
Defensive Rebounds	2 vs. St. John's (1/8/11)*
Assists	4 vs. Rutgers (3/1/03)
Steals	2 on three occasions
Blocked Shots	0 on 10 occasions
Turnovers	0 vs. West Virginia (3/10/04)
Fouls	0 vs. Cincinnati (3/10/11) 3 vs. West Virginia (1/7/04)* 3 vs. Pittsburgh (2/24/10)*

### Notre Dame – BIG EAST Team Game Lows (Total)

Points	48 vs. Georgetown (1/7/06)
Field Goals Made	13 vs. Rutgers (3/1/03)
Field Goals Attempted	34 vs. Pittsburgh (3/11/10)
Field Goal Percentage	29.7% (19-64) vs. Connecticut (2/21/04)
3 PT Field Goals Made	0 vs. Connecticut (1/12/99)
3 PT Field Goals Attempted	6 vs. Seton Hall (2/6/99)
3 PT Field Goals Percentage	10.5% vs. Rutgers (2/14/02)
Free Throws Made	1 vs. Connecticut (2/28/09)
Free Throws Attempted	4 vs. Pittsburgh (3/8/01)
Free Throw Percentage	20.0% (1-5) vs. Connecticut (2/28/09)
Total Rebounds	21 vs. Rutgers (3/1/03)
Offensive Rebounds	4 on three occasions
Defensive Rebounds	16 vs. Pittsburgh (1/24/11)
Assists	7 vs. Rutgers (3/1/03) 7 vs. Pittsburgh (3/8/01)
Steals	1 vs. Marquette (1/26/09)* 1 vs. Cincinnati (2/4/09)
Blocked Shots	0 on three occasions
Turnovers	2 vs. DePaul (1/23/10)*
Fouls	6 vs. West Virginia (1/7/04)*

\*Indicates game played at the Purcell Pavilion, Notre Dame, Ind.

#Indicates school record

## Opponent Highs and Lows in a BIG EAST Game

### Opponent – BIG EAST Team Game High (1st Half)

Points .....	54, Connecticut (1/12/99)
Field Goals Made .....	22, Syracuse (3/4/03)*
Field Goals Attempted .....	44, Georgetown (3/4/01)*
Field Goal Percentage.....	65.2% (15-23), Providence (2/21/96)*
3 PT Field Goals Made .....	9 on three occasions
3 PT Field Goals Attempted .....	19, West Virginia (2/2/00)*
3 PT Field Goals Percentage ....	100.0% (5-5), Connecticut (2/8/97)*
Free Throws Made .....	21, Connecticut (1/12/99)
Free Throws Attempted .....	23, Connecticut (1/12/99)
Free Throw Percentage.....	100.0% on 11 occasions
Total Rebounds.....	33, Connecticut (2/21/04)
Offensive Rebounds .....	14, Georgetown (3/8/03)
Defensive Rebounds.....	21, on three occasions
Assists.....	15, Seton Hall (2/11/10)
Steals.....	9, Marquette (1/12/08)
Blocked Shots.....	10, Connecticut (2/21/04)
Turnovers.....	14, Pittsburgh (1/6/03)
Fouls.....	15, Villanova (1/27/10)

### Opponent – BIG EAST Team Game High (2nd Half)

Points .....	68, Georgetown (4OT) (2/9/02)
Field Goals Made .....	23, Georgetown (4OT) (2/9/02)
Field Goals Attempted.....	60, Georgetown (4OT) (2/9/02)
Field Goal Percentage.....	66.7% (20-30), Pittsburgh (3/5/05)*
3 PT Field Goals Made .....	9, on three occasions
3 PT Field Goals Attempted .....	20, Miami (2/23/02)
3 PT Field Goals Percentage ...	83.3% (5-6), Boston College (3/1/97)
Free Throws Made .....	24, Pittsburgh (1/4/06)
Free Throws Attempted .....	39, Pittsburgh (1/4/06)
Free Throw Percentage.....	100.0% on four occasions
Total Rebounds.....	31, Syracuse (2/24/08)*
Offensive Rebounds .....	16, Syracuse (2/24/08)*
Defensive Rebounds.....	26, Connecticut (2/21/04)
Assists.....	19, Pittsburgh (1/4/06)
Steals.....	8, Marquette (1/12/08)
Blocked Shots.....	11, Georgetown (4 OT) (2/9/02)
Turnovers.....	10, Rutgers (1/31/04)
Fouls.....	20, Seton Hall (2/18/06)
.....	20, Rutgers (2/6/11)*

### Opponent – BIG EAST Team Game High (Total)

Points .....	111, Georgetown (2/9/02)
Field Goals Made .....	41, Syracuse (3/4/03)*
Field Goals Attempted .....	87, Georgetown (1/7/97)
Field Goal Percentage.....	56.5% (34-60), Syracuse (1/17/04)*
3 PT Field Goals Made .....	14, Syracuse (1/16/00)
3 PT Field Goals Attempted .....	37, West Virginia (1/9/10)*
3 PT Field Goals Percentage .....	71.4% (5-7), Seton Hall (2/5/03)
Free Throws Made .....	35, Louisville (2OT) (2/10/10)
Free Throws Attempted .....	46, Pittsburgh (1/4/06)
Free Throw Percentage.....	100% (11-11), Connecticut (3/5/11)*
Total Rebounds.....	59, Connecticut (2/21/04)
Offensive Rebounds .....	32, Georgetown (1/7/97)
Defensive Rebounds.....	42, Connecticut (1/24/09)*
Assists.....	30, Pittsburgh (1/4/06)
Steals.....	24, Georgetown (2/10/99)*
Blocked Shots.....	19, Connecticut (OT) (2/21/06)
Turnovers.....	23, Villanova (1/6/02)*
Fouls.....	33, West Virginia (2/11/97)*

### Opponent – BIG EAST Team Game Lows (1st Half)

Points .....	16, Georgetown (3/4/04)*
Field Goals Made .....	6, Georgetown (2/16/05)*
.....	6, USF (2/12/11)
Field Goals Attempted.....	18, Georgetown (2/27/10)
Field Goal Percentage.....	20.0% (6-30), USF (2/12/11)
3 PT Field Goals Made .....	0 on nine occasions
3 PT Field Goals Attempted .....	2, Georgetown (2/1/03)*
3 PT Field Goals Percentage .....	0.0% on nine occasions
Free Throws Made .....	0 on 10 occasions
Free Throws Attempted .....	0, on five occasions
Free Throw Percentage.....	0.0% on 10 occasions
Total Rebounds.....	7, Georgetown (2/27/10)
Offensive Rebounds .....	0, Virginia Tech (1/20/04)
Defensive Rebounds.....	5, Pittsburgh (2/24/10)*
Assists.....	2, USF (2/15/06)*
.....	2, Seton Hall (3/10/10)
Steals.....	0 on seven occasions
Blocked Shots.....	0 on 15 occasions
Turnovers.....	1 on five occasions*
Fouls.....	1, DePaul (12/31/08)
.....	1, West Virginia (3/12/10)

### Opponent – BIG EAST Team Game Lows (2nd Half)

Points .....	16, Pittsburgh (3/11/10)*
Field Goals Made .....	5, West Virginia (1/9/02)
Field Goals Attempted.....	17, Boston College (1/9/96)
Field Goal Percentage.....	22.7%, West Virginia (1/9/02)
3 PT Field Goals Made .....	0, on three occasions
3 PT Field Goals Attempted .....	2, Connecticut (2/28/09)
3 PT Field Goals Percentage .....	0.0%, on three occasions
Free Throws Made .....	0, on four occasions
Free Throws Attempted .....	0, Pittsburgh (1/29/97)
.....	0, St. John's (1/23/07)
Free Throw Percentage.....	0.0% on four occasions
Total Rebounds.....	6, Marquette (3/6/10)
Offensive Rebounds .....	0, Marquette (3/6/10)
Defensive Rebounds.....	3, Virginia Tech (2/22/03)*
.....	3, Marquette (1/22/11)*
Assists.....	1, Pittsburgh (3/11/10)
Steals.....	0, on six occasions
Blocked Shots.....	0, on 12 occasions
Turnovers.....	0, West Virginia (3/10/04)
.....	0, Pittsburgh (1/31/09)
Fouls.....	2, Connecticut (2/21/05)

### Opponent – BIG EAST Team Game Lows (Total)

Points .....	45, Pittsburgh (3/11/10)*
Field Goals Made .....	17 on four occasions
Field Goals Attempted.....	40, Syracuse (2/5/05)
Field Goal Percentage.....	28.1% (18-64), Georgetown (3/4/04)*
3 PT Field Goals Made .....	1, Georgetown (2/7/98)
.....	1, South Florida (2/15/06)*
3 PT Field Goals Attempted .....	7, Seton Hall (2/5/03)
3 PT Field Goals Percentage .....	9.5% (2-21), Seton Hall (2/6/99)
Free Throws Made .....	1, DePaul (2/2/08)*
.....	1, Rutgers (2/25/09)*
Free Throws Attempted .....	3, Connecticut (2/12/00)*
.....	3, DePaul (2/2/08)*
Free Throw Percentage.....	20.0% (1-5), Rutgers (2/25/09)*
Total Rebounds.....	20, Georgetown (2/27/10)
Offensive Rebounds .....	4, West Virginia (2/18/03)
Defensive Rebounds.....	12, Georgetown (2/27/10)
.....	12, Marquette (1/22/11)
Assists.....	6, Syracuse (2/5/05)
.....	6, Seton Hall (3/10/10)
Steals.....	1, Connecticut (3/11/04)
Blocked Shots.....	0 on four occasions
Turnovers.....	3, Marquette (1/26/09)*
.....	3, Connecticut (3/5/11)
Fouls.....	7, Connecticut (1/24/09)*
.....	7, Connecticut (2/28/09)

\* Indicates game played at the Purcell Pavilion, Notre Dame, Ind.

## The Last Time ...

### Notre Dame recorded a ...

30-Point win..... was on 3/10/11 - ND 89, Cincinnati 51 (38 points)  
40-Point win..... was on 12/22/10 - ND 93, UMBC 53 (40 points)\*  
50-Point win..... was on 12/28/06 - ND 101, Rider 51 (50 points)  
30-Point loss..... was on 1/7/99 - ND 62, Villanova 93 (31 points)\*

### Notre Dame shot ...

60% on FGs ..... was on 12/22/09 - 60.7% (37-61) vs. Bucknell (ND 101 - Bucknell 69)\*  
65% on FGs ..... was on 1/30/02 - 66.7% (34-51) vs. Pittsburgh (ND 89 - Pittsburgh 76)\*  
90% on FTs ..... was on 12/19/10 - 91.7% (11-12) vs. Stony Brook (ND 88 - Stony Brook 62)\*

### Notre Dame ...

Won 10 games in a row..... was from 11/24/07 thru 1/5/08 (10 straight)  
Won 15 games in a row..... was from 12/31/53 thru 3/9/54 (18 straight)  
Won 20 games in a row..... never  
Lost 5 games in a row..... was from 1/12/09 thru 2/7/09 (7 straight)  
Scored 100 points..... was on 11/17/10 (ND 102 - Chicago State 62)\*  
- Scored 100 points on the road ..... was on 2/21/09 (ND 103 - Providence 84)  
- Scored 100 points at a neutral site..... was on 3/12/78 (ND 100 - Houston 77) (NCAA First Round, Tulsa, OK)  
- Scored 100 points and lost..... was on 3/20/71 (ND 106 - Houston 119) (NCAA Regional Semi-finals at Wichita, KS)  
Allowed 100 points ..... was on 11/26/08 vs. North Carolina (ND 87 - North Carolina 102)  
Scored less than 50 points ..... was on 3/22/08 vs. Washington State (ND 41 - Washington State 61)  
Allowed less than 50 points ..... was on 2/26/11 vs. Seton Hall (ND 66 - Seton Hall 48)\*  
Played an Overtime Game..... was on 3/11/11 (OT) vs. Louisville (ND 77 - Louisville 83)  
- Played in a Multi-Overtime Game..... was on 11/28/10 (2OT) vs. Georgia (ND 89 - Georgia 83)  
Won on a "last second" shot ..... was on 3/19/09 vs. New Mexico (ND 70 - Pittsburgh 68 - Tory Jackson layup at 00:02)\*  
Had 5 double figure scorers.... was on 3/11/11 vs. Louisville (OT) (ND 77 - Louisville 83) Scott Martin 21, Tim Abromaitis 16, Ben Hansbrough 13, Ty Nash 13, Carleton Scott 10  
Had 6 double figure scorers.... was on 2/12/11 vs. USF (ND 78 - USF 55) Jack Cooley 18, Carleton Scott 13, Ben Hansbrough 12, Tim Abromaitis 12, Ty Nash 10, Scott Martin 10  
Had 7 double figure scorers ..... never  
Had two double-figure rebounders ..... was on 11/26/10 vs. California (ND 57 - California 44) Carleton Scott 10, Tim Abromaitis 11  
Had two players with double-doubles ..... was on 2/28/11 vs. Villanova (ND 93 - Villanova 72) Ty Nash (11 pts, 11 rebs), Ben Hansbrough (30 pts, 10 assts)\*  
Had three players with double-doubles .. was on 11/17/10 vs. Chicago State (ND 102 - Chicago State 62) Tim Abromaitis (21 pts, 10 rebs), Carleton Scott (17 pts, 11 rebs), Tyrone Nash (11 pts, 10 rebs)\*  
Had two 30-point scorers ..... was on 2/28/11 vs. Villanova (ND 93 - Villanova 72) Ben Hansbrough - 30, Tim Abromaitis - 30\*  
Had two 20-point scorers ..... was on 2/28/11 vs. Villanova (ND 93 - Villanova 72) Ben Hansbrough - 30, Tim Abromaitis - 30\*  
Had three 20-point scorers ..... was on 3/8/07 vs. Syracuse (ND 89 - Syracuse 83) Russell Carter 24, Luke Harangody 20, Colin Falls 23  
Made 10 three-point field goals..... was on 2/28/11 vs. Villanova - 20-32 (62.5%) (ND 93 - Villanova 72)\*  
Made 20 three-point field goals..... was on 2/28/11 vs. Villanova - 20-32 (62.5%) (ND 93 - Villanova 72)\*  
Committed 10 turnovers or less ..... was on 3/20/11 - 8 turnovers vs. Florida State (ND 57 - Florida State 71)  
Committed 5 turnovers or less ..... was on 3/10/11 - 5 turnovers vs. Cincinnati (ND 89 - Cincinnati 51)  
Committed 25 turnovers ..... was on 2/8/00 - 26 turnovers vs. Villanova (ND 69 - Villanova 86)  
Forced 25 turnovers ..... was on 11/16/01 - 30 turnovers vs. New Hampshire (ND 95 - New Hampshire 53)

### An Irish player had ...

25+ points ..... was on 11/12/11 - Eric Atkins (27) vs. Mississippi Valley State (ND 80 - Mississippi Valley State 67)\*  
30+ points ..... was on 2/28/11 - Ben Hansbrough (30), Tim Abromaitis (30) vs. Villanova (ND 93 - Villanova 72)\*  
35+ points ..... was on 2/4/10 - Luke Harangody (37) vs. Cincinnati (ND 83 - Cincinnati 65)\*  
40+ points ..... was on 2/28/08 - Luke Harangody (40) vs. Louisville (ND 85 - Louisville 90)  
50+ points..... never  
15 or more rebounds ..... was on 2/7/10 - Luke Harangody (15) vs. USF (ND 65 - USF 62)\*  
20 rebounds ..... was on 3/22/08 - Luke Harangody (22) vs. Washington State (ND 41 - Washington State 61)  
a "double-double" ..... was on 2/28/11 - Ben Hansbrough (30 pts., 10 assts.), Ty Nash (11 pts., 11 rebs.) vs. Villanova (ND 93 - Villanova 72)\*  
a "triple-double" ..... was on 11/16/01 - Chris Thomas (24 pts, 11 ast, 11 steals) vs. New Hampshire (ND 99 - New Hampshire 53)\*  
20 points and 10 rebounds ..... was on 12/22/10 - Tim Abromaitis (21 pts., 11 rebs.) vs. UMBC (ND 93 - UMBC 62)\*  
20 points and 20 rebounds ..... was on 1/8/01 - Troy Murphy (25 pts, 20 rebs) vs. Seton Hall (ND 76 - Seton Hall 78)  
10 assists ..... was on 2/28/11 - Ben Hansbrough (10) vs. Villanova (ND 93 - Villanova 72)\*  
10 blocks ..... was on 11/17/02 - Jordan Cornette (11) vs. Belmont (ND 76 - Belmont 48)\*#  
10 steals ..... was on 11/16/01 - Chris Thomas (11) vs. New Hampshire (ND 99, New Hampshire 53)\*#

### An opposing player had ...

25+ points ..... was on 3/5/11 - Kemba Walker (34), Connecticut (ND 70 - Providence 67)  
30+ points ..... was on 3/5/11 - Kemba Walker (34), Connecticut (ND 70 - Providence 67)  
35+ points ..... was on 2/23/11 - Marshon Brooks (52), Providence (ND 94 - Providence 93)  
40+ points ..... was on 2/23/11 - Marshon Brooks (52), Providence (ND 94 - Providence 93)  
50+ points ..... was on 2/23/11 - Marshon Brooks (52), Providence (ND 94 - Providence 93)  
15 rebounds ..... was on 1/2/10 - Stanley Robinson (16), Connecticut (ND 70 - Connecticut 82)  
20 rebounds ..... was on 1/31/09 - DeJuan Blair (22), Pittsburgh (ND 80 - Pittsburgh 93)  
a "double-double" ..... was on 11/14/11 - Chase Simon (13 pts., 11 rebs.), Detroit (ND 59 - Detroit 53)\*  
a "triple-double" ..... was on 2/21/06 - Marcus Williams (18 pts, 10 rebs, 13 asts) Connecticut (ND 74 - Connecticut 75 - OT)  
20 points and 10 rebounds ..... was on 1/2/10 - Stanley Robinson (22 pts., 16 rebs.), Connecticut (ND 70 - Connecticut 82)  
20 points and 20 rebounds ..... was on 1/31/09 - DeJuan Blair (23 pts., 22 rebs.), Pittsburgh (ND 80 - Pittsburgh 93)  
10 assists ..... was on 2/11/10 - Eugene Harvey (10), Seton Hall (ND 87 - Seton Hall 90)  
10 blocks ..... was on 1/5/08 - Hasheem Thabeet (10), Connecticut (ND 73 - Connecticut 67)\*  
10 steals ..... was on 1/29/89 - Mark Macon (11), Temple (ND 64 - Temple 60)\*

\*indicates Notre Dame home game; #school record; @Purcell Pavilion record



## The Last Time in a BIG EAST Game ...

### Notre Dame Recorded a ...

30-Point win..... was on 3/10/11 - ND 89, Cincinnati 51 (38 points)  
 40-Point win..... never  
 50-Point win..... never  
 30-Point loss..... was on 1/7/99 - ND 62, Villanova 93 (31 points)

### Notre Dame Shot ...

60% on FGs ..... was on 1/6/01 - 60.8% (31-51) vs. Rutgers (ND 87 - Rutgers 80)\*  
 65% on FGs ..... was on 1/30/02 - 66.7% (34-51) vs. Pittsburgh (ND 89 - Pittsburgh 76)\*  
 90% on FTs ..... was on 1/30/10 - 90.0% (9-10) vs. Rutgers (ND 73 - Rutgers 74)

### Notre Dame ...

Won 5 BIG EAST games in a row..... was from 2/23/11 thru 3/11/11 (5 straight)  
 Won 10 BIG EAST games in a row..... never  
 Lost 5 BIG EAST games in a row..... was from 1/12/09 thru 2/4/09 - (6 straight)  
 Scored 100 points..... was on 2/21/09 (ND 103 - Providence 84)  
     - Scored 100 points on the road ..... was on 2/21/09 (ND 103 - Providence 84)  
     - Scored 100 points on the neutral site..... never  
     - Scored 100 points and lost..... never  
 Allowed 100 points ..... was on 1/17/07 vs. Villanova (ND 87 - Villanova 102)  
 Scored less than 50 points ..... was on 1/6/07 vs. Georgetown (ND 48 - Georgetown 66)  
 Allowed less than 50 points..... was on 2/26/11 vs. Seton Hall (ND 66 - Seton Hall 48)\*  
 Played an Overtime Game..... was on 3/11/11 (OT) vs. Louisville (ND 77 - Louisville 83)  
     - Played in a Multi-Overtime Game ..... was on 2/17/10 (2OT) at Louisville (ND 89 - Louisville 91)  
 Won on a "last second" shot ..... was on 2/9/03 vs. Pittsburgh (ND 66 - Pittsburgh 64 - Torin Francis layup at 00:00.6)\*  
 Had 5 double figure scorers.... was on 3/11/11 vs. Louisville (OT) (ND 77 - Louisville 83) Scott Martin 21, Tim Abromaitis 16, Ben Hansbrough 13, Ty Nash 13, Carleton Scott 10  
 Had 6 double figure scorers.... was on 2/12/11 vs. USF (ND 78 - USF 55) Jack Cooley 18, Carleton Scott 13, Ben Hansbrough 12, Tim Abromaitis 12, Ty Nash 10, Scott Martin 10  
 Had 7 double figure scorers..... never  
 Had two double-figure rebounders ..... was on 1/23/10 vs. DePaul (ND 87 - DePaul 77) Luke Harangody 11, Tyrone Nash 10, Ben Hansbrough 10\*  
 Had two players with double-doubles ..... was on 2/28/11 vs. Villanova (ND 93 - Villanova 72) Ty Nash (11 pts, 11 rebs), Ben Hansbrough (30 pts, 10 assts)\*  
 Had three players with double-doubles ... was on 1/23/10 vs. DePaul (ND 87 - DePaul 77) Luke Harangody (24 pts, 11 rebs), Ben Hansbrough (15 pts, 10 rebs), Tyrone Nash (13 pts, 10 rebs)\*  
 Had four players with double-doubles ..... was on 2/9/02 vs. Georgetown (Notre Dame 116, Georgetown 111 - 4OT) - Matt Carroll (30 pts, 10 rebs, Ryan Humphrey (23 pts, 14 rebs), Chris Thomas (22 pts, 12 assts.), Harold Swanagan (11 pts, 10 reb.)  
 Had two 30-point scorers ..... was on 2/28/11 vs. Villanova (ND 93 - Villanova 72) Ben Hansbrough - 30, Tim Abromaitis - 30\*  
 Had two 20-point scorers ..... was on 2/28/11 vs. Villanova (ND 93 - Villanova 72) Ben Hansbrough - 30, Tim Abromaitis - 30\*  
 Had three 20-point scorers ..... was on 3/8/07 vs. Syracuse (ND 89 - Syracuse 83) - Russell Carter 24, Luke Harangody 20, Colin Falls 23  
 Made 10 three-point field goals ..... was on 2/28/11 vs. Villanova - 20-32 (62.5%) (ND 93 - Villanova 72)\*  
 Made 20 three-point field goals ..... was on 2/28/11 vs. Villanova - 20-32 (62.5%) (ND 93 - Villanova 72)\*  
 Committed 10 turnovers or less ..... was on 3/10/11 - 5 turnovers vs. Cincinnati (ND 89 - Cincinnati 51)  
 Committed 5 turnovers or less ..... was on 3/10/11 - 5 turnovers vs. Cincinnati (ND 89 - Cincinnati 51)  
 Committed 25 turnovers ..... was on 2/8/00 - 26 turnovers vs. Villanova (ND 69 - Villanova 86)  
 Forced 25 turnovers..... never

### An Irish player had ...

25+ points..... was on 2/28/11 - Ben Hansbrough (30), Tim Abromaitis (30) vs. Villanova (ND 93 - Villanova 72)\*  
 30+ points..... was on 2/28/11 - Ben Hansbrough (30), Tim Abromaitis (30) vs. Villanova (ND 93 - Villanova 72)\*  
 35+ points..... was on 2/4/10 - Luke Harangody (37) vs. Cincinnati (ND 83 - Cincinnati 65)\*  
 40+ points..... was on 2/28/08 - Luke Harangody (40) vs. Louisville (ND 85 - Louisville 90)  
 50+ points..... never  
 15 or more rebounds ..... was on 2/7/10 - Luke Harangody (15) vs. USF (ND 65 - USF 62)\*  
 20 rebounds ..... was on 1/8/01 - Troy Murphy (20) vs. Seton Hall (ND 76 - Seton Hall 78)  
 a "double-double" ..... was on 2/28/11 - Ben Hansbrough (30 pts., 10 assts.), Ty Nash (11 pts., 11 rebs.) vs. Villanova (ND 93 - Villanova 72)\*  
 a "triple-double" ..... never  
 20 points and 10 rebounds ..... was on 2/4/10 - Luke Harangody (37 pts., 14 rebs.) vs. Cincinnati (ND 83 - Cincinnati 65)\*  
 20 points and 10 rebounds ..... was on 3/10/10 - Luke Harangody (20 pts., 10 rebs.) vs. Seton Hall (ND 68 - Seton Hall 56)  
 10 assists ..... was on 2/28/11 - Ben Hansbrough (10) vs. Villanova (ND 93 - Villanova 72)\*  
 10 blocks..... never  
 10 steals..... never

### An opposing player had ...

25+ points..... was on 3/5/11 - Kemba Walker (34), Connecticut (ND 70 - Providence 67)  
 30+ points..... was on 3/5/11 - Kemba Walker (34), Connecticut (ND 70 - Providence 67)  
 35+ points..... was on 2/23/11 - Marshon Brooks (52), Providence (ND 94 - Providence 93)  
 40+ points..... was on 2/23/11 - Marshon Brooks (52), Providence (ND 94 - Providence 93)  
 50+ points..... was on 2/23/11 - Marshon Brooks (52), Providence (ND 94 - Providence 93)  
 15 rebounds ..... was on 1/2/10 - Stanley Robinson (16), Connecticut (ND 70 - Connecticut 82)  
 20 rebounds ..... was on 1/31/09 - DeJuan Blair (22), Pittsburgh (ND 80 - Pittsburgh 93)  
 a "double-double" ..... was on 2/19/11 - Kevin Jones (11 pts., 11 rebs.), West Virginia (ND 58 - West Virginia 72)  
 a "triple-double" ..... was on 2/21/06 - Marcus Williams (18 pts, 10 rebs, 13 assts), Connecticut (ND 74 - Connecticut 75 - OT)  
 20 points and 10 rebounds ..... was on 1/2/10 - Stanley Robinson (22 pts., 16 rebs.), Connecticut (ND 70 - Connecticut 82)  
 20 points and 20 rebounds ..... was on 1/31/09 - DeJuan Blair (23 pts., 22 rebs.), Pittsburgh (ND 80 - Pittsburgh 93)  
 10 assists ..... was on 2/11/10 - Eugene Harvey (10), Seton Hall (ND 87 - Seton Hall 90)  
 10 blocks..... was on 1/5/08 - Hasheem Thabeet (10), Connecticut (ND 73 - Connecticut 67)\*  
 10 steals..... never

Note: Notre Dame began playing as a member of the BIG EAST Conference in 1995-96.

\* indicates Notre Dame home game; @ indicates Purcell Pavilion record; # indicates school record



# 0 Eric Atkins

Sophomore • Guard  
6-1 • 182  
Columbia, Md. • Mount Saint Joseph

### Career Games With:

Double Figure Points.....	9
20-Plus Points.....	1
30-Plus Points.....	N/A
10-Plus Rebounds.....	N/A
10-Plus Assists.....	N/A
Double-Double.....	N/A

### 2011-12 Honors, Awards & Accomplishments

- Set career highs in points (27), FG's (6), 3FG's (3) and FT's (12) in opener against Mississippi Valley State (11/12/11)

## Season and Career Bests

<b>Points</b>		<b>FG's</b>	
Season	27 (vs. MVSU 11/12/11)	Season	6 (vs. MVSU 11/12/11)
Career	27 (vs. MVSU 11/12/11)	Career	6 (vs. MVSU 11/12/11)
<b>Rebounds</b>		<b>3PT FG's</b>	
Season	4 (vs. MVSU 11/12/11)	Season	3 (vs. MVSU 11/12/11)
Career	7 (vs. Gonzaga 12/11/10)	Career	3 (vs. MVSU 11/12/11)
<b>Assists</b>		<b>FT's</b>	
Season	6 (vs. MVSU 11/12/11)	Season	12 (vs. MVSU 11/12/11)
Career	7 (on two occasions)	Career	12 (vs. MVSU 11/12/11)
<b>Steals</b>		<b>Minutes</b>	
Season	1 (vs. MVSU 11/12/11)	Season	39 (vs. Detroit 11/14/11)
Career	3 (on two occasions)	Career	39 (on three occasions)
<b>Blocks</b>			
Season	--		
Career	1 (vs. Maine 11/22/10)		

## Game-By-Game Stats

	Start	FG-A	3P-A	FT-A	Reb	PF	TP	A	TO	BK	S	Min
Mississippi Valley State	*	6-7	3-3	12-12	4	3	27	6	4	0	1	37
Detroit	*	4-9	0-2	5-8	2	1	13	4	3	0	0	39
Sam Houston State												
Delaware State												
Missouri												
California/Georgia												
Bryant												
Gonzaga												
Maryland												
Maine												
Dartmouth												
Indiana												
Sacred Heart												
Pittsburgh												
Cincinnati												
Louisville												
South Florida												
Connecticut												
Rutgers												
Syracuse												
Seton Hall												
Connecticut												
Marquette												
West Virginia												
DePaul												
Rutgers												
Villanova												
West Virginia												
St. John's												
Georgetown												
Providence												

### Career Stats vs. The BIG EAST


Opponent	GP-GS	Min.	FG-A	3PT-A	FT-A	Reb.	A	PF	B	S	Pts.
Cincinnati	2-1	54	3-8	1-2	6-6	5/2.5	6	4	0	0	15/7.5
Connecticut	2-1	60	4-12	2-6	3-7	1/0.5	8	3	0	4	13/6.5
DePaul	1-0	21	2-3	1-2	1-1	2/2.0	3	0	0	0	6/6.0
Georgetown	1-0	19	0-2	0-1	0-0	1/1.0	2	4	0	0	0/0.0
Louisville	2-0	39	1-4	0-1	0-0	1/0.5	7	4	0	2	2/1.0
Marquette	2-1	57	9-15	3-8	6-7	1/0.5	4	4	0	3	27/13.5
Pittsburgh	1-0	22	1-1	0-0	0-0	0/0.0	1	0	0	1	2/2.0
Providence	1-0	17	0-0	0-0	3-4	1/1.0	0	2	0	0	3/3.0
Rutgers	1-0	23	2-4	0-0	1-2	2/2.0	6	3	0	2	5/5.0
St. John's	2-2	77	3-8	2-5	8-10	1/0.5	11	6	0	3	16/8.0
Seton Hall	1-0	16	0-1	0-0	0-0	0/0.0	1	2	0	0	0/0.0
USF	1-0	17	0-4	0-1	0-0	0/0.0	7	0	0	1	0/0.0
Syracuse	1-0	16	1-5	1-3	0-0	1/1.0	2	2	0	2	3/3.0
Villanova	1-0	19	1-1	1-1	2-3	0/0.0	1	2	0	0	5/5.0
West Virginia	1-0	21	0-2	0-0	0-0	1/1.0	3	3	0	0	0/0.0

### Career Statistics

Season	GP-GS	Min	Avg	FG-A	Pct	3FG-A	Pct	FT-A	Pct	O-D-TOT	Avg	PF-FO	Ast	TO	Blk	Stl	Pts	Avg
2010-11	34-6	863	25.4	61-150	.407	23-66	.348	53-76	.697	16-46-62	1.8	60-0	110	43	1	21	198	5.8
2011-12	2-2	76	38.0	10-16	.625	3-5	.600	17-20	.850	0-6-6	3.0	4-0	10	7	0	1	40	20.0
<b>TOTAL</b>	<b>36-8</b>	<b>939</b>	<b>26.1</b>	<b>71-166</b>	<b>.428</b>	<b>26-71</b>	<b>.366</b>	<b>70-96</b>	<b>.729</b>	<b>16-52-68</b>	<b>1.9</b>	<b>64-0</b>	<b>120</b>	<b>50</b>	<b>1</b>	<b>22</b>	<b>238</b>	<b>6.6</b>

### Career BIG EAST Statistics

Season	GP-GS	Min	Avg	FG-A	Pct	3FG-A	Pct	FT-A	Pct	O-D-TOT	Avg	PF-FO	Ast	TO	Blk	Stl	Pts	Avg
2010-11	18-5	447	24.8	27-64	.422	11-29	.379	28-38	.737	4-11-15	0.8	34-0	60	22	0	18	93	5.2
2011-12	0-0	0	0.0	0-0	.000	0-0	.000	0-0	.000	0-0-0	0.0	0-0	0	0	0	0	0	0.0
<b>TOTAL</b>	<b>18-5</b>	<b>447</b>	<b>24.8</b>	<b>27-64</b>	<b>.422</b>	<b>11-29</b>	<b>.379</b>	<b>28-38</b>	<b>.737</b>	<b>4-11-15</b>	<b>0.8</b>	<b>34-0</b>	<b>60</b>	<b>22</b>	<b>0</b>	<b>18</b>	<b>93</b>	<b>5.2</b>



# 4 Patrick Crowley

Sophomore • Guard  
6-3 • 190  
Los Gatos, Calif. • St. Francis

### Career Games With:

Double Figure Points.....	N/A
20-Plus Points.....	N/A
30-Plus Points.....	N/A
10-Plus Rebounds.....	N/A
10-Plus Assists.....	N/A
Double-Double.....	N/A

## Season and Career Bests

<b>Points</b>		<b>FG's</b>	
Season	--	Season	--
Career	--	Career	--
<b>Rebounds</b>		<b>3PT FG's</b>	
Season	--	Season	--
Career	--	Career	--
<b>Assists</b>		<b>FT's</b>	
Season	--	Season	--
Career	--	Career	--
<b>Steals</b>		<b>Minutes</b>	
Season	--	Season	1 (vs. MVSU 11/12/11)
Career	--	Career	1 (vs. MVSU 11/12/11)
<b>Blocks</b>			
Season	--		
Career	--		

### 2011-12 Honors, Awards & Accomplishments

## Game-By-Game Stats

	Start	FG-A	3P-A	FT-A	Reb	PF	TP	A	TO	BK	S	Min
Mississippi Valley State		0-0	0-0	0-0	0	0	0	0	0	0	0	1
Detroit												DNP
Sam Houston State												
Delaware State												
Missouri												
California/Georgia												
Bryant												
Gonzaga												
Maryland												
Maine												
Dartmouth												
Indiana												
Sacred Heart												
Pittsburgh												
Cincinnati												
Louisville												
South Florida												
Connecticut												
Rutgers												
Syracuse												
Seton Hall												
Connecticut												
Marquette												
West Virginia												
DePaul												
Rutgers												
Villanova												
West Virginia												
St. John's												
Georgetown												
Providence												

### Career Stats vs. The BIG EAST

Opponent	GP-GS	Min.	FG-A	3PT-A	FT-A	Reb.	A	PF	B	S	Pts.
Cincinnati	0-0	0	0-0	0-0	0-0	0/0.0	0	0	0	0	0/0.0
Connecticut	0-0	0	0-0	0-0	0-0	0/0.0	0	0	0	0	0/0.0
DePaul	0-0	0	0-0	0-0	0-0	0/0.0	0	0	0	0	0/0.0
Georgetown	0-0	0	0-0	0-0	0-0	0/0.0	0	0	0	0	0/0.0
Louisville	0-0	0	0-0	0-0	0-0	0/0.0	0	0	0	0	0/0.0
Marquette	0-0	0	0-0	0-0	0-0	0/0.0	0	0	0	0	0/0.0
Pittsburgh	0-0	0	0-0	0-0	0-0	0/0.0	0	0	0	0	0/0.0
Providence	0-0	0	0-0	0-0	0-0	0/0.0	0	0	0	0	0/0.0
Rutgers	0-0	0	0-0	0-0	0-0	0/0.0	0	0	0	0	0/0.0
St. John's	0-0	0	0-0	0-0	0-0	0/0.0	0	0	0	0	0/0.0
Seton Hall	0-0	0	0-0	0-0	0-0	0/0.0	0	0	0	0	0/0.0
USF	0-0	0	0-0	0-0	0-0	0/0.0	0	0	0	0	0/0.0
Syracuse	0-0	0	0-0	0-0	0-0	0/0.0	0	0	0	0	0/0.0
Villanova	0-0	0	0-0	0-0	0-0	0/0.0	0	0	0	0	0/0.0
West Virginia	0-0	0	0-0	0-0	0-0	0/0.0	0	0	0	0	0/0.0

### Career Statistics

Season	GP-GS	Min	Avg	FG-A	Pct	3FG-A	Pct	FT-A	Pct	O-D-TOT	Avg	PF-FO	Ast	TO	Blk	Stl	Pts	Avg
2011-12	1-0	1	1.0	0-0	.000	0-0	.000	0-0	.000	0-0-0	0.0	0-0	0	0	0	0	0	0.0
<b>TOTAL</b>	<b>1-0</b>	<b>1</b>	<b>1.0</b>	<b>0-0</b>	<b>.000</b>	<b>0-0</b>	<b>.000</b>	<b>0-0</b>	<b>.000</b>	<b>0-0-0</b>	<b>0.0</b>	<b>0-0</b>	<b>0</b>	<b>0</b>	<b>0</b>	<b>0</b>	<b>0</b>	<b>0.0</b>

### Career BIG EAST Statistics

Season	GP-GS	Min	Avg	FG-A	Pct	3FG-A	Pct	FT-A	Pct	O-D-TOT	Avg	PF-FO	Ast	TO	Blk	Stl	Pts	Avg
2011-12	0-0	0	0.0	0-0	.000	0-0	.000	0-0	.000	0-0-0	0.0	0-0	0	0	0	0	0	0.0
<b>TOTAL</b>	<b>0-0</b>	<b>0</b>	<b>0.0</b>	<b>0-0</b>	<b>.000</b>	<b>0-0</b>	<b>.000</b>	<b>0-0</b>	<b>.000</b>	<b>0-0-0</b>	<b>0.0</b>	<b>0-0</b>	<b>0</b>	<b>0</b>	<b>0</b>	<b>0</b>	<b>0</b>	<b>0.0</b>



# 12 Alex Dragicevich

Sophomore • Guard

6-7 • 221

Northbrook, Ill. • Glenbrook North

### Career Games With:

Double Figure Points .....	N/A
20-Plus Points.....	N/A
30-Plus Points.....	N/A
10-Plus Rebounds.....	N/A
10-Plus Assists .....	N/A
Double-Double .....	N/A

## Season and Career Bests

<b>Points</b>	7 (vs. MVSU 11/12/11) 9 (vs. Georgia Southern 11/12/10)	<b>FG's</b>	2 vs. MVSU 11/12/11 2 (on two occasions)
<b>Rebounds</b>	4 (vs. MVSU 11/12/11) 4 (vs. MVSU 11/12/11)	<b>3PT FG's</b>	-- 1 (on two occasions)
<b>Assists</b>	2 (vs. MVSU 11/12/11) 2 (vs. MVSU 11/12/11)	<b>FT's</b>	3 (vs. MVSU 11/12/11) 4 (vs. Georgia Southern 11/12/10)
<b>Steals</b>	-- 1 (vs. Florida State 3/20/11)	<b>Minutes</b>	21 (vs. MVSU 11/12/11) 21 (vs. MVSU 11/12/11)
<b>Blocks</b>	1 (vs. Detroit 11/14/11) 1 (vs. Detroit 11/14/11)		

### 2011-12 Honors, Awards & Accomplishments

- Recorded first career block vs. Detroit (11/14/11)

## Game-By-Game Stats

	Start	FG-A	3P-A	FT-A	Reb	PF	TP	A	TO	BK	S	Min
Mississippi Valley State		2-7	0-3	3-4	4	0	7	2	0	0	0	21
Detroit		0-2	0-1	2-4	2	0	2	1	0	1	0	13
Sam Houston State												
Delaware State												
Missouri												
California/Georgia												
Bryant												
Gonzaga												
Maryland												
Maine												
Dartmouth												
Indiana												
Sacred Heart												
Pittsburgh												
Cincinnati												
Louisville												
South Florida												
Connecticut												
Rutgers												
Syracuse												
Seton Hall												
Connecticut												
Marquette												
West Virginia												
DePaul												
Rutgers												
Villanova												
West Virginia												
St. John's												
Georgetown												
Providence												

### Career Stats vs. The BIG EAST

Opponent	GP-GS	Min.	FG-A	3PT-A	FT-A	Reb.	A	PF	B	S	Pts.
Cincinnati	1-0	4	0-0	0-0	0-0	1/1.0	1	0	0	0	0/0.0
Connecticut	0-0	0	0-0	0-0	0-0	0/0.0	0	0	0	0	0/0.0
DePaul	1-0	3	0-0	0-0	0-0	1/1.0	0	0	0	0	0/0.0
Georgetown	0-0	0	0-0	0-0	0-0	0/0.0	0	0	0	0	0/0.0
Louisville	0-0	0	0-0	0-0	0-0	0/0.0	0	0	0	0	0/0.0
Marquette	1-0	4	1-1	0-0	0-0	0/0.0	1	0	0	0	2/2.0
Pittsburgh	0-0	0	0-0	0-0	0-0	0/0.0	0	0	0	0	0/0.0
Providence	0-0	0	0-0	0-0	0-0	0/0.0	0	0	0	0	0/0.0
Rutgers	0-0	0	0-0	0-0	0-0	0/0.0	0	0	0	0	0/0.0
St. John's	1-0	3	0-2	0-2	1-2	0/0.0	0	0	0	0	1/1.0
Seton Hall	0-0	0	0-0	0-0	0-0	0/0.0	0	0	0	0	0/0.0
USF	1-0	5	1-2	1-2	0-0	0/0.0	0	0	0	0	3/3.0
Syracuse	0-0	0	0-0	0-0	0-0	0/0.0	0	0	0	0	0/0.0
Villanova	1-0	1	0-0	0-0	0-2	1/1.0	0	0	0	0	0/0.0
West Virginia	1-0	2	0-2	0-2	0-0	0/0.0	0	0	0	0	0/0.0

## Career Statistics

Season	GP-GS	Min	Avg	FG-A	Pct	3FG-A	Pct	FT-A	Pct	O-D-TOT	Avg	PF-FO	Ast	TO	Blk	Stl	Pts	Avg
2010-11	14-0	62	4.4	5-17	.294	2-10	.200	8-13	.615	4-7-11	0.8	1-0	3	2	0	1	20	1.4
2011-12	2-0	34	17.0	2-9	.222	0-4	.000	5-8	.625	2-4-6	3.0	0-0	3	0	1	0	9	4.5
<b>TOTAL</b>	<b>16-0</b>	<b>96</b>	<b>6.0</b>	<b>7-26</b>	<b>.269</b>	<b>2-14</b>	<b>.143</b>	<b>13-21</b>	<b>.619</b>	<b>6-11-17</b>	<b>1.1</b>	<b>1-0</b>	<b>6</b>	<b>2</b>	<b>1</b>	<b>1</b>	<b>29</b>	<b>1.8</b>

## Career BIG EAST Statistics

Season	GP-GS	Min	Avg	FG-A	Pct	3FG-A	Pct	FT-A	Pct	O-D-TOT	Avg	PF-FO	Ast	TO	Blk	Stl	Pts	Avg
2010-11	6-0	18	3.0	2-7	.286	1-6	.167	1-4	.250	0-2-2	0.3	0-0	1	2	0	0	6	1.0
2011-12	0-0	0	0.0	0-0	.000	0-0	.000	0-0	.000	0-0-0	0.0	0-0	0	0	0	0	0	0.0
<b>TOTAL</b>	<b>6-0</b>	<b>18</b>	<b>3.0</b>	<b>2-7</b>	<b>.286</b>	<b>1-6</b>	<b>.167</b>	<b>1-4</b>	<b>.250</b>	<b>0-2-2</b>	<b>0.3</b>	<b>0-0</b>	<b>1</b>	<b>2</b>	<b>0</b>	<b>0</b>	<b>6</b>	<b>1.0</b>



# 14 Scott Martin | Senior • Guard

6-8 • 222

Valparaiso, Ind. • Valparaiso

### Career Games With:

Double Figure Points ...33 (20 with ND)  
 20-Plus Points.....1 (1 with ND)  
 30-Plus Points.....N/A  
 10-Plus Rebounds.....1 (1 with ND)  
 10-Plus Assists .....N/A  
 Double-Double .....1 (1 with ND)

## Season and Career Bests

<b>Points</b>	Season 15 (vs. MVSU 11/12/11) Career 21 (vs. Louisville 3/11/11)	<b>FG's</b>	Season 6 (vs. MVSU 11/12/11) Career 8 (vs. Louisville 3/11/11)
<b>Rebounds</b>	Season 6 (vs. Detroit 11/14/11) Career 11 (vs. Marquette 1/10/11)	<b>3PT FG's</b>	Season 2 (vs. MVSU 11/12/11) Career 3 (on three occasions)
<b>Assists</b>	Season 2 (vs. MVSU 11/12/11) Career 6 (vs. Syracuse 1/1/11)	<b>FT's</b>	Season 1 (vs. MVSU 11/12/11) Career 8 (on three occasions)
<b>Steals</b>	Season 1 (on two occasions) Career 4 (vs. Clemson 11/27/07)	<b>Minutes</b>	Season 39 (vs. Detroit 11/14/11) Career 44 (vs. Louisville 3/11/11)
<b>Blocks</b>	Season --- Career 3 (on three occasions)		

### 2011-12 Honors, Awards & Accomplishments

- Team Captain

## Game-By-Game Stats

	Start	FG-A	3P-A	FT-A	Reb	PF	TP	A	TO	BK	S	Min
Mississippi Valley State	*	6-14	2-6	1-2	5	3	15	2	3	0	1	34
Detroit		1-7	1-5	0-0	6	2	3	0	3	0	1	39
Sam Houston State												
Delaware State												
Missouri												
California/Georgia												
Bryant												
Gonzaga												
Maryland												
Maine												
Dartmouth												
Indiana												
Sacred Heart												
Pittsburgh												
Cincinnati												
Louisville												
South Florida												
Connecticut												
Rutgers												
Syracuse												
Seton Hall												
Connecticut												
Marquette												
West Virginia												
DePaul												
Rutgers												
Villanova												
West Virginia												
St. John's												
Georgetown												
Providence												

### Career Stats vs. The BIG EAST


Opponent	GP-GS	Min.	FG-A	3PT-A	FT-A	Reb.	A	PF	B	S	Pts.
Cincinnati	2-2	66	9-18	3-4	1-3	11/5.5	3	1	1	1	22/11.0
Connecticut	2-2	65	6-16	2-7	3-7	9/4.5	3	6	1	0	17/8.5
DePaul	2-2	66	9-20	4-8	3-4	8/4.0	2	4	0	2	25/12.5
Georgetown	1-1	30	5-9	1-1	0-4	3/3.0	1	1	0	1	11/11.0
Louisville	3-3	105	13-29	4-12	8-14	17/5.7	7	6	0	4	38/12.7
Marquette	2-2	69	5-20	1-7	9-12	14/7.0	3	6	1	0	20/10.0
Pittsburgh	0-0	0	0-0	0-0	0-0	0/0.0	0	0	0	0	0/0.0
Providence	1-1	33	4-8	2-4	0-0	5/5.0	1	3	0	1	10/10.0
Rutgers	1-1	34	3-6	0-1	8-9	2/2.0	3	2	0	0	14/14.0
St. John's	2-2	64	7-18	0-6	2-4	12/6.0	3	5	0	0	16/8.0
Seton Hall	1-1	35	2-7	2-5	0-0	4/4.0	3	1	1	2	6/6.0
USF	1-1	30	4-6	2-3	0-0	7/7.0	2	0	3	1	10/10.0
Syracuse	1-1	34	3-9	0-2	4-4	7/7.0	6	2	1	1	10/10.0
Villanova	1-1	28	2-5	1-2	0-0	0/0.0	1	2	0	0	5/5.0
West Virginia	1-1	32	4-11	1-6	0-0	6/6.0	0	4	0	0	9/9.0

### Career Statistics

Season	GP-GS	Min	Avg	FG-A	Pct	3FG-A	Pct	FT-A	Pct	O-D-TOT	Avg	PF-FO	Ast	TO	Blk	Stl	Pts	Avg
2007-08	32-8	700	21.9	84-225	.373	26-83	.313	78-112	.696	42-79-121	3.8	78-3	44	48	21	31	272	8.5
2008-09										Sat Out Due To NCAA Transfer Rules								
2009-10										Did Not Play Due To Injury								
2010-11	33-33	1008	30.5	115-269	.428	34-102	.333	55-86	.640	33-125-158	4.8	63-0	61	51	10	16	319	9.7
2011-12	2-2	73	36.5	7-21	.333	3-11	.273	1-2	.500	2-9-11	5.5	5-0	2	6	0	2	18	9.0
<b>TOTAL</b>	<b>67-43</b>	<b>1781</b>	<b>26.6</b>	<b>206-515</b>	<b>.400</b>	<b>63-196</b>	<b>.321</b>	<b>134-200</b>	<b>.670</b>	<b>77-213-290</b>	<b>4.3</b>	<b>146-3</b>	<b>107</b>	<b>105</b>	<b>31</b>	<b>49</b>	<b>609</b>	<b>9.1</b>

### Career BIG EAST Statistics

Season	GP-GS	Min	Avg	FG-A	Pct	3FG-A	Pct	FT-A	Pct	O-D-TOT	Avg	PF-FO	Ast	TO	Blk	Stl	Pts	Avg
2008-09										Sat Out Due To NCAA Transfer Rules								
2009-10										Did Not Play Due To Injury								
2010-11	18-18	593	32.9	60-151	.397	19-57	.333	31-49	.633	18-73-91	5.1	38-0	33	32	7	9	170	9.4
2011-12	0-0	0	0.0	0-0	.000	0-0	.000	0-0	.000	0-0-0	0.0	0-0	0	0	0	0	0	0.0
<b>TOTAL</b>	<b>18-18</b>	<b>593</b>	<b>32.9</b>	<b>60-151</b>	<b>.397</b>	<b>19-57</b>	<b>.333</b>	<b>31-49</b>	<b>.633</b>	<b>18-73-91</b>	<b>5.1</b>	<b>38-0</b>	<b>33</b>	<b>32</b>	<b>7</b>	<b>9</b>	<b>170</b>	<b>9.4</b>



# 21 Tim Abromaitis | Graduate Student • Forward 6-8 • 236 Unionville, Conn. • Farmington

**Career Games With:**

Double Figure Points.....	57
20-Plus Points.....	21
30-Plus Points.....	3
10-Plus Rebounds.....	4
10-Plus Assists.....	N/A
Double-Double.....	3

## Season and Career Bests

<b>Points</b>	Season --	<b>FG's</b>	Season --
Career 31 (vs. UCF 12/6/09)		Career 11 (on two occasions)	
<b>Rebounds</b>	Season --	<b>3PT FG's</b>	Season --
Career 11 (on two occasions)		Career 9 (vs. Villanova 2/28/11)	
<b>Assists</b>	Season --	<b>FT's</b>	Season --
Career 7 (vs. Chicago State 11/17/10)		Career 12 (vs. Seton Hall 2/11/10)	
<b>Steals</b>	Season --	<b>Minutes</b>	Season --
Career 3 (vs. DePaul 2/3/11)		Career 46 (vs. Georgia 11/25/10)	
<b>Blocks</b>	Season --		
Career 2 (on four occasions)			

### 2011-12 Honors, Awards & Accomplishments

- Preseason All-BIG EAST First Team
- John R. Wooden Award Preseason Top 50 List
- Naismith Trophy Preseason Watch List
- Lowe's Senior CLASS Award Candidate
- Team Captain

## Game-By-Game Stats

	Start	FG-A	3P-A	FT-A	Reb	PF	TP	A	TO	BK	S	Min
Mississippi Valley State												
Detroit					DNP							
Sam Houston State												
Delaware State												
Missouri												
California/Georgia												
Bryant												
Gonzaga												
Maryland												
Maine												
Dartmouth												
Indiana												
Sacred Heart												
Pittsburgh												
Cincinnati												
Louisville												
South Florida												
Connecticut												
Rutgers												
Syracuse												
Seton Hall												
Connecticut												
Marquette												
West Virginia												
DePaul												
Rutgers												
Villanova												
West Virginia												
St. John's												
Georgetown												
Providence												

### Career Stats vs. The BIG EAST

Opponent	GP-GS	Min.	FG-A	3PT-A	FT-A	Reb.	A	PF	B	S	Pts.
Cincinnati	4-4	127	21-42	10-17	15-20	23/5.8	9	13	1	4	67/16.8
Connecticut	4-3	147	18-42	6-20	6-12	22/5.5	4	7	1	4	48/12.0
DePaul	2-2	62	13-25	6-12	11-12	10/5.0	4	3	0	4	43/21.5
Georgetown	3-2	75	13-31	6-16	9-9	8/2.7	4	3	2	2	41/13.7
Louisville	3-3	130	22-41	5-11	19-20	16/5.3	5	7	2	1	68/22.7
Marquette	4-3	110	12-32	3-14	9-11	17/4.3	4	6	0	1	36/9.0
Pittsburgh	3-3	102	7-15	3-6	9-10	9/3.0	1	3	3	0	26/8.7
Providence	2-2	62	19-30	9-15	3-6	12/6.0	2	2	0	2	50/25.0
Rutgers	2-2	72	10-21	4-11	3-4	18/9.0	3	5	0	0	27/13.5
St. John's	3-3	113	15-31	7-15	9-11	18/6.0	5	8	0	3	46/15.3
Seton Hall	4-3	116	11-29	7-16	20-24	22/5.5	4	5	0	1	49/12.3
USF	3-3	91	12-24	5-11	1-1	11/3.7	6	5	1	3	30/10.0
Syracuse	2-2	76	16-32	8-17	1-3	9/4.5	5	7	1	1	41/20.5
Villanova	2-2	74	13-30	11-21	9-12	9/4.5	6	6	0	0	46/23.0
West Virginia	3-3	98	8-23	4-12	13-17	15/5.0	4	11	1	2	33/11.0

### Career Statistics

Season	GP-GS	Min	Avg	FG-A	Pct	3FG-A	Pct	FT-A	Pct	O-D-TOT	Avg	PF-FO	Ast	TO	Blk	Stl	Pts	Avg
2007-08	12-0	40	3.3	6-21	.286	1-8	.125	7-7	1.000	5-7-12	1.0	5-0	3	4	1	1	20	1.7
2008-09										Did Not Play								
2009-10	35-26	1104	31.5	183-370	.495	81-189	.429	117-134	.873	43-123-166	4.7	76-1	52	42	11	17	564	16.1
2010-11	34-34	1162	34.2	169-371	.456	78-182	.429	109-139	.784	45-161-206	6.1	66-1	61	52	15	26	525	15.4
2011-12	0-0	0	0.0	0-0	.000	0-0	.000	0-0	.000	0-0-0	0.0	0-0	0	0	0	0	0	0.0
<b>TOTAL</b>	<b>81-60</b>	<b>2306</b>	<b>28.5</b>	<b>358-762</b>	<b>.470</b>	<b>160-379</b>	<b>.422</b>	<b>233-280</b>	<b>.832</b>	<b>93-291-384</b>	<b>4.7</b>	<b>147-2</b>	<b>116</b>	<b>98</b>	<b>27</b>	<b>44</b>	<b>1109</b>	<b>13.7</b>

### Career BIG EAST Statistics

Season	GP-GS	Min	Avg	FG-A	Pct	3FG-A	Pct	FT-A	Pct	O-D-TOT	Avg	PF-FO	Ast	TO	Blk	Stl	Pts	Avg
2007-08	3-0	5	1.7	1-2	.500	0-1	.000	2-2	1.000	0-0-0	0.0	1-0	1	1	0	0	4	1.3
2008-09										Did Not Play								
2009-10	18-17	647	35.9	102-217	.470	45-109	.413	78-90	.867	28-74-102	5.7	37-1	34	25	6	9	327	18.2
2010-11	18-18	632	35.1	89-188	.473	43-91	.473	43-61	.705	22-75-97	5.4	39-1	24	32	5	16	264	14.7
2011-12	0-0	0	0.0	0-0	.000	0-0	.000	0-0	.000	0-0-0	0.0	0-0	0	0	0	0	0	0.0
<b>TOTAL</b>	<b>39-35</b>	<b>1284</b>	<b>32.9</b>	<b>192-407</b>	<b>.472</b>	<b>88-201</b>	<b>.438</b>	<b>123-153</b>	<b>.804</b>	<b>50-149-199</b>	<b>5.1</b>	<b>77-2</b>	<b>59</b>	<b>58</b>	<b>11</b>	<b>25</b>	<b>595</b>	<b>15.3</b>



# 22 Jerian Grant | Sophomore • Guard 6-5 • 195 Bowie, Md. • DeMatha

## Career Games With:

Double Figure Points .....	2
20-Plus Points.....	N/A
30-Plus Points.....	N/A
10-Plus Rebounds.....	N/A
10-Plus Assists .....	N/A
Double-Double .....	N/A

## Season and Career Bests

<b>Points</b>	Season 11 (on two occasions)	<b>FG's</b>	Season 4 (on two occasions)
Career 11 (on two occasions)	Career 4 (on two occasions)	<b>3PT FG's</b>	Season 3 (vs. Detroit 11/14/11)
<b>Rebounds</b>	Season 2 (on two occasions)	Career 3 (vs. Detroit 11/14/11)	<b>FT's</b>
Career 2 (on two occasions)	Season 5 (vs. MVSU 11/12/11)	Career 1 (vs. MVSU 11/12/11)	Season 1 (vs. MVSU 11/12/11)
<b>Assists</b>	Career 5 (vs. MVSU 11/12/11)	Career 1 (vs. MVSU 11/12/11)	<b>Minutes</b>
Season 5 (vs. MVSU 11/12/11)	Season 2 (vs. MVSU 11/12/11)	Season 33 (vs. MVSU 11/12/11)	Career 33 (vs. MVSU 11/12/11)
<b>Steals</b>	Career 2 (vs. MVSU 11/12/11)		
Season 2 (vs. MVSU 11/12/11)	<b>Blocks</b>		
Career --	Season --		
	Career --		

## 2011-12 Honors, Awards & Accomplishments

- Played in first game and recorded first start as member of the Irish in season opener against Mississippi Valley State (11/12/11)

## Game-By-Game Stats

	Start	FG-A	3P-A	FT-A	Reb	PF	TP	A	TO	BK	S	Min
Mississippi Valley State	*	4-7	2-3	1-1	2	1	11	5	1	0	2	33
Detroit	*	4-10	3-6	0-0	2	0	11	3	1	0	1	30
Sam Houston State												
Delaware State												
Missouri												
California/Georgia												
Bryant												
Gonzaga												
Maryland												
Maine												
Dartmouth												
Indiana												
Sacred Heart												
Pittsburgh												
Cincinnati												
Louisville												
South Florida												
Connecticut												
Rutgers												
Syracuse												
Seton Hall												
Connecticut												
Marquette												
West Virginia												
DePaul												
Rutgers												
Villanova												
West Virginia												
St. John's												
Georgetown												
Providence												

## Career Stats vs. The BIG EAST

Opponent	GP-GS	Min.	FG-A	3PT-A	FT-A	Reb.	A	PF	B	S	Pts.
Cincinnati	0-0	0	0-0	0-0	0-0	0/0.0	0	0	0	0	0/0.0
Connecticut	0-0	0	0-0	0-0	0-0	0/0.0	0	0	0	0	0/0.0
DePaul	0-0	0	0-0	0-0	0-0	0/0.0	0	0	0	0	0/0.0
Georgetown	0-0	0	0-0	0-0	0-0	0/0.0	0	0	0	0	0/0.0
Louisville	0-0	0	0-0	0-0	0-0	0/0.0	0	0	0	0	0/0.0
Marquette	0-0	0	0-0	0-0	0-0	0/0.0	0	0	0	0	0/0.0
Pittsburgh	0-0	0	0-0	0-0	0-0	0/0.0	0	0	0	0	0/0.0
Providence	0-0	0	0-0	0-0	0-0	0/0.0	0	0	0	0	0/0.0
Rutgers	0-0	0	0-0	0-0	0-0	0/0.0	0	0	0	0	0/0.0
St. John's	0-0	0	0-0	0-0	0-0	0/0.0	0	0	0	0	0/0.0
Seton Hall	0-0	0	0-0	0-0	0-0	0/0.0	0	0	0	0	0/0.0
USF	0-0	0	0-0	0-0	0-0	0/0.0	0	0	0	0	0/0.0
Syracuse	0-0	0	0-0	0-0	0-0	0/0.0	0	0	0	0	0/0.0
Villanova	0-0	0	0-0	0-0	0-0	0/0.0	0	0	0	0	0/0.0
West Virginia	0-0	0	0-0	0-0	0-0	0/0.0	0	0	0	0	0/0.0

## Career Statistics

Season	GP-GS	Min	Avg	FG-A	Pct	3FG-A	Pct	FT-A	Pct	O-D-TOT	Avg	PF-FO	Ast	TO	Blk	Stl	Pts	Avg
2010-11										Did Not Play								
2011-12	2-2	63	31.5	8-17	.471	5-9	.556	1-1	1.000	1-3-4	2.0	1-0	8	2	0	3	22	11.0
<b>TOTAL</b>	<b>2-2</b>	<b>63</b>	<b>31.5</b>	<b>8-17</b>	<b>.471</b>	<b>5-9</b>	<b>.556</b>	<b>1-1</b>	<b>1.000</b>	<b>1-3-4</b>	<b>2.0</b>	<b>1-0</b>	<b>8</b>	<b>2</b>	<b>0</b>	<b>3</b>	<b>22</b>	<b>11.0</b>

## Career BIG EAST Statistics

Season	GP-GS	Min	Avg	FG-A	Pct	3FG-A	Pct	FT-A	Pct	O-D-TOT	Avg	PF-FO	Ast	TO	Blk	Stl	Pts	Avg
2010-11										Did Not Play								
2011-12	0-0	0	0.0	0-0	.000	0-0	.000	0-0	.000	0-0-0	0.0	0-0	0	0	0	0	0	0.0
<b>TOTAL</b>	<b>0-0</b>	<b>0</b>	<b>0.0</b>	<b>0-0</b>	<b>.000</b>	<b>0-0</b>	<b>.000</b>	<b>0-0</b>	<b>.000</b>	<b>0-0-0</b>	<b>0.0</b>	<b>0-0</b>	<b>0</b>	<b>0</b>	<b>0</b>	<b>0</b>	<b>0</b>	<b>0.0</b>



# 24 Pat Connaughton

Freshman • Guard/Forward  
6-5 • 206  
Arlington, Mass. • St. John's Prep

### Career Games With:

Double Figure Points	1
20-Plus Points	N/A
30-Plus Points	N/A
10-Plus Rebounds	N/A
10-Plus Assists	N/A
Double-Double	N/A

## Season and Career Bests

<b>Points</b>		<b>FG's</b>	
Season	10 (vs. Detroit 11/14/11)	Season	4 (vs. Detroit 11/14/11)
Career	10 (vs. Detroit 11/14/11)	Career	4 (vs. Detroit 11/14/11)
<b>Rebounds</b>		<b>3PT FG's</b>	
Season	9 (vs. Detroit 11/14/11)	Season	--
Career	9 (vs. Detroit 11/14/11)	Career	--
<b>Assists</b>		<b>FT's</b>	
Season	--	Season	2 (on two occasions)
Career	--	Career	2 (on two occasions)
<b>Steals</b>		<b>Minutes</b>	
Season	--	Season	20 (vs. Detroit 11/14/11)
Career	--	Career	20 (vs. Detroit 11/14/11)
<b>Blocks</b>			
Season	--		
Career	--		

### 2011-12 Honors, Awards & Accomplishments

• Recorded early career highs in points (10), rebounds (9) and FG's (4) in just second career game with the Irish against Detroit (11/14/11)

## Game-By-Game Stats

	Start	FG-A	3P-A	FT-A	Reb	PF	TP	A	TO	BK	S	Min
Mississippi Valley State		0-4	0-2	2-2	4	1	2	0	0	0	0	15
Detroit		4-5	0-1	2-3	9	2	10	0	1	0	0	20
Sam Houston State												
Delaware State												
Missouri												
California/Georgia												
Bryant												
Gonzaga												
Maryland												
Maine												
Dartmouth												
Indiana												
Sacred Heart												
Pittsburgh												
Cincinnati												
Louisville												
South Florida												
Connecticut												
Rutgers												
Syracuse												
Seton Hall												
Connecticut												
Marquette												
West Virginia												
DePaul												
Rutgers												
Villanova												
West Virginia												
St. John's												
Georgetown												
Providence												

### Career Stats vs. The BIG EAST

Opponent	GP-GS	Min.	FG-A	3PT-A	FT-A	Reb.	A	PF	B	S	Pts.
Cincinnati	0-0	0	0-0	0-0	0-0	0/0.0	0	0	0	0	0/0.0
Connecticut	0-0	0	0-0	0-0	0-0	0/0.0	0	0	0	0	0/0.0
DePaul	0-0	0	0-0	0-0	0-0	0/0.0	0	0	0	0	0/0.0
Georgetown	0-0	0	0-0	0-0	0-0	0/0.0	0	0	0	0	0/0.0
Louisville	0-0	0	0-0	0-0	0-0	0/0.0	0	0	0	0	0/0.0
Marquette	0-0	0	0-0	0-0	0-0	0/0.0	0	0	0	0	0/0.0
Pittsburgh	0-0	0	0-0	0-0	0-0	0/0.0	0	0	0	0	0/0.0
Providence	0-0	0	0-0	0-0	0-0	0/0.0	0	0	0	0	0/0.0
Rutgers	0-0	0	0-0	0-0	0-0	0/0.0	0	0	0	0	0/0.0
St. John's	0-0	0	0-0	0-0	0-0	0/0.0	0	0	0	0	0/0.0
Seton Hall	0-0	0	0-0	0-0	0-0	0/0.0	0	0	0	0	0/0.0
USF	0-0	0	0-0	0-0	0-0	0/0.0	0	0	0	0	0/0.0
Syracuse	0-0	0	0-0	0-0	0-0	0/0.0	0	0	0	0	0/0.0
Villanova	0-0	0	0-0	0-0	0-0	0/0.0	0	0	0	0	0/0.0
West Virginia	0-0	0	0-0	0-0	0-0	0/0.0	0	0	0	0	0/0.0


### Career Statistics

Season	GP-GS	Min	Avg	FG-A	Pct	3FG-A	Pct	FT-A	Pct	O-D-TOT	Avg	PF-FO	Ast	TO	Blk	Stl	Pts	Avg
2011-12	2-0	35	17.5	4-9	.444	0-3	.000	4-5	.800	2-11-13	6.5	3-0	0	1	0	0	12	6.0
<b>TOTAL</b>	<b>2-0</b>	<b>35</b>	<b>17.5</b>	<b>4-9</b>	<b>.444</b>	<b>0-3</b>	<b>.000</b>	<b>4-5</b>	<b>.800</b>	<b>2-11-13</b>	<b>6.5</b>	<b>3-0</b>	<b>0</b>	<b>1</b>	<b>0</b>	<b>0</b>	<b>12</b>	<b>6.0</b>

### Career BIG EAST Statistics

Season	GP-GS	Min	Avg	FG-A	Pct	3FG-A	Pct	FT-A	Pct	O-D-TOT	Avg	PF-FO	Ast	TO	Blk	Stl	Pts	Avg
2010-11	0-0	0	0.0	0-0	.000	0-0	.000	0-0	.000	0-0-0	0.0	0-0	0	0	0	0	0	0.0
<b>TOTAL</b>	<b>0-0</b>	<b>0</b>	<b>0.0</b>	<b>0-0</b>	<b>.000</b>	<b>0-0</b>	<b>.000</b>	<b>0-0</b>	<b>.000</b>	<b>0-0-0</b>	<b>0.0</b>	<b>0-0</b>	<b>0</b>	<b>0</b>	<b>0</b>	<b>0</b>	<b>0</b>	<b>0.0</b>





# 25 Tom Knight | Junior • Forward 6-9 • 250 Dixfield, Maine • Dirigo

### Career Games With:

Double Figure Points .....	N/A
20-Plus Points .....	N/A
30-Plus Points .....	N/A
10-Plus Rebounds.....	N/A
10-Plus Assists .....	N/A
Double-Double .....	N/A

## Season and Career Bests

<b>Points</b>		<b>FG's</b>	
Season	--	Season	--
Career	7 (on two occasions)	Career	3 (on two occasions)
<b>Rebounds</b>		<b>3PT FG's</b>	
Season	2 (vs. MVSU 11/12/11)	Season	--
Career	5 (vs. UMBC 12/22/10)	Career	--
<b>Assists</b>		<b>FT's</b>	
Season	--	Season	--
Career	1 (on three occasions)	Career	1 (on two occasions)
<b>Steals</b>		<b>Minutes</b>	
Season	--	Season	5 (vs. MVSU 11/12/11)
Career	--	Career	9 (on two occasions)
<b>Blocks</b>			
Season	--		
Career	1 (on two occasions)		

### 2011-12 Honors, Awards & Accomplishments

## Game-By-Game Stats

	Start	FG-A	3P-A	FT-A	Reb	PF	TP	A	TO	BK	S	Min
Mississippi Valley State		0-0	0-0	0-0	2	0	0	0	0	0	0	5
Detroit		0-1	0-0	0-0	1	0	0	0	0	0	0	1
Sam Houston State												
Delaware State												
Missouri												
California/Georgia												
Bryant												
Gonzaga												
Maryland												
Maine												
Dartmouth												
Indiana												
Sacred Heart												
Pittsburgh												
Cincinnati												
Louisville												
South Florida												
Connecticut												
Rutgers												
Syracuse												
Seton Hall												
Connecticut												
Marquette												
West Virginia												
DePaul												
Rutgers												
Villanova												
West Virginia												
St. John's												
Georgetown												
Providence												

### Career Stats vs. The BIG EAST


Opponent	GP-GS	Min.	FG-A	3PT-A	FT-A	Reb.	A	PF	B	S	Pts.
Cincinnati	1-0	4	1-1	0-0	0-0	0/0.0	0	1	0	0	2/2.0
Connecticut	0-0	0	0-0	0-0	0-0	0/0.0	0	0	0	0	0/0.0
DePaul	1-0	2	1-1	0-0	0-0	0/0.0	0	0	0	0	2/2.0
Georgetown	0-0	0	0-0	0-0	0-0	0/0.0	0	0	0	0	0/0.0
Louisville	0-0	0	0-0	0-0	0-0	0/0.0	0	0	0	0	0/0.0
Marquette	1-0	2	0-0	0-0	0-0	1/1.0	0	0	0	0	0/0.0
Pittsburgh	0-0	0	0-0	0-0	0-0	0/0.0	0	0	0	0	0/0.0
Providence	0-0	0	0-0	0-0	0-0	0/0.0	0	0	0	0	0/0.0
Rutgers	0-0	0	0-0	0-0	0-0	0/0.0	0	0	0	0	0/0.0
St. John's	1-0	0	0-0	0-0	0-0	0/0.0	0	0	0	0	0/0.0
Seton Hall	0-0	0	0-0	0-0	0-0	0/0.0	0	0	0	0	0/0.0
USF	1-0	5	0-2	0-0	0-0	0/0.0	0	0	0	0	0/0.0
Syracuse	1-0	0+	0-0	0-0	0-0	0/0.0	0	0	0	0	0/0.0
Villanova	1-0	1	0-0	0-0	0-0	1/1.0	1	1	0	0	0/0.0
West Virginia	0-0	0	0-0	0-0	0-0	0/0.0	0	0	0	0	0/0.0

### Career Statistics

Season	GP-GS	Min	Avg	FG-A	Pct	3FG-A	Pct	FT-A	Pct	O-D-TOT	Avg	PF-FO	Ast	TO	Blk	Stl	Pts	Avg	
2009-10										Did Not Play									
2010-11	14-0	53	3.8	9-19	.474	0-0	.000	2-2	1.000	7-9-16	1.1	3-0	3	1	2	0	20	1.4	
2011-12	2-0	6	3.0	0-1	.000	0-0	.000	0-0	.000	0-3-3	1.5	0-0	0	0	0	0	0	0.0	
<b>TOTAL</b>	<b>16-0</b>	<b>59</b>	<b>3.7</b>	<b>9-20</b>	<b>.450</b>	<b>0-0</b>	<b>.000</b>	<b>2-2</b>	<b>1.000</b>	<b>7-12-19</b>	<b>1.2</b>	<b>3-0</b>	<b>3</b>	<b>1</b>	<b>2</b>	<b>0</b>	<b>20</b>	<b>1.3</b>	

### Career BIG EAST Statistics

Season	GP-GS	Min	Avg	FG-A	Pct	3FG-A	Pct	FT-A	Pct	O-D-TOT	Avg	PF-FO	Ast	TO	Blk	Stl	Pts	Avg	
2009-10										Did Not Play									
2010-11	6-0	11	1.8	1-3	.333	0-0	.000	0-0	.000	1-1-2	0.3	1-0	1	0	0	0	2	0.3	
2011-12	0-0	0	0.0	0-0	.000	0-0	.000	0-0	.000	0-0-0	0.0	0-0	0	0	0	0	0	0.0	
<b>TOTAL</b>	<b>6-0</b>	<b>11</b>	<b>1.8</b>	<b>1-3</b>	<b>.333</b>	<b>0-0</b>	<b>.000</b>	<b>0-0</b>	<b>.000</b>	<b>1-1-2</b>	<b>0.3</b>	<b>1-0</b>	<b>1</b>	<b>0</b>	<b>0</b>	<b>0</b>	<b>2</b>	<b>0.3</b>	



# 32 Joey Brooks | Junior • Guard

6-6 • 220  
Houston, Texas • Strake Jesuit Prep School

### Career Games With:

Double Figure Points .....	2
20-Plus Points.....	N/A
30-Plus Points.....	N/A
10-Plus Rebounds.....	N/A
10-Plus Assists .....	N/A
Double-Double .....	N/A

### 2011-12 Honors, Awards & Accomplishments

- First career start against Mississippi Valley State (11/12/11)
- Set career bests in points (13), rebounds (9), FT's (7) and minutes (35) in second career start against Detroit (11/14/11)

## Season and Career Bests

<b>Points</b>		<b>FG's</b>	
Season	13 (vs. Detroit 11/14/11)	Season	3 (on two occasions)
Career	13 (vs. Detroit 11/14/11)	Career	3 (on five occasions)
<b>Rebounds</b>		<b>3PT FG's</b>	
Season	9 (vs. Detroit 11/14/11)	Season	1 (vs. MVSU 11/12/11)
Career	9 (vs. Detroit 11/14/11)	Career	1 (on six occasions)
<b>Assists</b>		<b>FT's</b>	
Season	3 (vs. MVSU 11/12/11)	Season	7 (vs. Detroit 11/14/11)
Career	3 (on two occasions)	Career	7 (vs. Detroit 11/14/11)
<b>Steals</b>		<b>Minutes</b>	
Season	2 (vs. Detroit 11/14/11)	Season	35 (vs. Detroit 11/14/11)
Career	3 (vs. Georgia Southern 11/12/10)	Career	35 (vs. Detroit 11/14/11)
<b>Blocks</b>			
Season	--		
Career	--		

## Game-By-Game Stats

	Start	FG-A	3P-A	FT-A	Reb	PF	TP	A	TO	BK	S	Min
Mississippi Valley State	*	3-6	1-2	2-4	4	1	9	3	2	0	0	29
Detroit	*	3-9	0-0	7-13	9	3	13	2	1	0	2	35
Sam Houston State												
Delaware State												
Missouri												
California/Georgia												
Bryant												
Gonzaga												
Maryland												
Maine												
Dartmouth												
Indiana												
Sacred Heart												
Pittsburgh												
Cincinnati												
Louisville												
South Florida												
Connecticut												
Rutgers												
Syracuse												
Seton Hall												
Connecticut												
Marquette												
West Virginia												
DePaul												
Rutgers												
Villanova												
West Virginia												
St. John's												
Georgetown												
Providence												

### Career Stats vs. The BIG EAST

Opponent	GP-GS	Min.	FG-A	3PT-A	FT-A	Reb.	A	PF	B	S	Pts.
Cincinnati	4-0	13	2-4	1-3	0-1	3/0.8	1	1	0	0	5/1.3
Connecticut	3-0	8	0-0	0-0	0-0	1/0.3	1	2	0	0	0/0.0
DePaul	2-0	11	0-0	0-0	2-2	1/0.5	0	0	0	0	2/1.0
Georgetown	0-0	0	0-0	0-0	0-0	0/0.0	0	0	0	0	0/0.0
Louisville	1-0	2	0-0	0-0	0-0	0/0.0	0	1	0	0	0/0.0
Marquette	2-0	18	1-2	0-0	1-4	1/0.5	0	3	0	2	3/1.5
Pittsburgh	0-0	0	0-0	0-0	0-0	0/0.0	0	0	0	0	0/0.0
Providence	1-0	0	0-0	0-0	0-0	0/0.0	0	0	0	0	0/0.0
Rutgers	2-0	5	0-1	0-0	0-0	0/0.0	0	0	0	1	0/0.0
St. John's	3-0	38	1-1	0-0	9-16	5/1.7	0	4	0	2	11/3.7
Seton Hall	2-0	8	1-1	0-0	1-2	0/0.0	0	2	0	1	3/1.5
USF	1-0	9	0-1	0-0	0-2	0/0.0	0	1	0	0	0/0.0
Syracuse	1-0	1	0-0	0-0	0-0	0/0.0	0	0	0	0	0/0.0
Villanova	2-0	8	1-2	0-0	0-0	0/0.0	1	0	0	1	2/1.0
West Virginia	2-0	11	2-3	1-1	0-0	1/0.5	0	1	0	0	5/2.5

## Career Statistics

Season	GP-GS	Min	Avg	FG-A	Pct	3FG-A	Pct	FT-A	Pct	O-D-TOT	Avg	PF-FO	Ast	TO	Blk	Stl	Pts	Avg
2009-10	22-0	86	3.9	15-31	.484	4-7	.571	11-16	.688	5-4-9	0.4	12-0	4	5	0	9	45	2.0
2010-11	27-0	205	7.6	12-34	.353	1-13	.077	17-37	.459	7-22-29	1.1	25-1	11	15	0	10	42	1.6
2011-12	2-2	64	32.0	6-15	.400	1-2	.500	9-17	.529	3-10-13	6.5	4-0	5	3	0	2	22	11.0
<b>TOTAL</b>	<b>51-2</b>	<b>355</b>	<b>7.0</b>	<b>33-80</b>	<b>.413</b>	<b>6-22</b>	<b>.273</b>	<b>37-70</b>	<b>.529</b>	<b>15-36-51</b>	<b>1.0</b>	<b>41-1</b>	<b>20</b>	<b>23</b>	<b>0</b>	<b>21</b>	<b>109</b>	<b>2.1</b>

## Career BIG EAST Statistics

Season	GP-GS	Min	Avg	FG-A	Pct	3FG-A	Pct	FT-A	Pct	O-D-TOT	Avg	PF-FO	Ast	TO	Blk	Stl	Pts	Avg
2009-10	11-0	39	3.5	5-8	.625	2-2	1.000	3-4	.750	0-3-3	0.3	5-0	2	1	0	3	15	1.4
2010-11	13-0	87	6.7	2-6	.333	0-2	.000	10-23	.435	1-8-9	0.7	9-0	0	5	0	4	14	1.1
2011-12	0-0	0	0.0	0-0	.000	0-0	.000	0-0	.000	0-0-0	0.0	0-0	0	0	0	0	0	0.0
<b>TOTAL</b>	<b>24-0</b>	<b>126</b>	<b>5.3</b>	<b>7-14</b>	<b>.500</b>	<b>2-4</b>	<b>.500</b>	<b>13-27</b>	<b>.481</b>	<b>1-11-12</b>	<b>0.5</b>	<b>14-0</b>	<b>2</b>	<b>6</b>	<b>0</b>	<b>7</b>	<b>29</b>	<b>1.2</b>



# 33 Mike Broghammer | Junior • Forward

6-9 • 265  
Orono, Minn. • Hopkins

### Career Games With:

Double Figure Points.....	N/A
20-Plus Points.....	N/A
30-Plus Points.....	N/A
10-Plus Rebounds.....	N/A
10-Plus Assists.....	N/A
Double-Double.....	N/A

### 2011-12 Honors, Awards & Accomplishments

- Career highs in points (6) and FG's (3) in opener against MVSU (11/12/11)

## Season and Career Bests

<b>Points</b>	6 (vs. MVSU 11/12/11)	<b>FG's</b>	3 (vs. MVSU 11/12/11)
Season	6 (vs. MVSU 11/12/11)	Career	3 (vs. MVSU 11/12/11)
<b>Rebounds</b>	2 (vs. MVSU 11/12/11)	<b>3PT FG's</b>	--
Season	4 (vs. Chicago State 11/17/10)	Season	--
Career	4 (vs. Chicago State 11/17/10)	Career	1 (vs. Bucknell 12/22/09)
<b>Assists</b>	--	<b>FT's</b>	--
Season	--	Season	--
Career	1 (on three occasions)	Career	1 (on six occasions)
<b>Steals</b>	1 (vs. MVSU 11/12/11)	<b>Minutes</b>	8 (vs. MVSU 11/12/11)
Season	1 (vs. MVSU 11/12/11)	Season	11 (on three occasions)
Career	2 (vs. Louisville 2/17/10)	Career	11 (on three occasions)
<b>Blocks</b>	1 (vs. MVSU 11/12/11)		
Season	1 (vs. MVSU 11/12/11)		
Career	1 (on four occasions)		

## Game-By-Game Stats

	Start	FG-A	3P-A	FT-A	Reb	PF	TP	A	TO	BK	S	Min
Mississippi Valley State		3-4	0-0	0-0	2	0	6	0	0	1	1	8
Detroit		0-1	0-0	0-2	0	0	0	0	0	0	0	1
Sam Houston State												
Delaware State												
Missouri												
California/Georgia												
Bryant												
Gonzaga												
Maryland												
Maine												
Dartmouth												
Indiana												
Sacred Heart												
Pittsburgh												
Cincinnati												
Louisville												
South Florida												
Connecticut												
Rutgers												
Syracuse												
Seton Hall												
Connecticut												
Marquette												
West Virginia												
DePaul												
Rutgers												
Villanova												
West Virginia												
St. John's												
Georgetown												
Providence												

### Career Stats vs. The BIG EAST

Opponent	GP-GS	Min.	FG-A	3PT-A	FT-A	Reb.	A	PF	B	S	Pts.
Cincinnati	0-0	0	0-0	0-0	0-0	0/0.0	0	0	0	0	0/0.0
Connecticut	1-0	1	0-0	0-0	0-0	0/0.0	0	0	0	0	0/0.0
DePaul	0-0	0	0-0	0-0	0-0	0/0.0	0	0	0	0	0/0.0
Georgetown	0-0	0	0-0	0-0	0-0	0/0.0	0	0	0	0	0/0.0
Louisville	1-0	10	1-2	0-0	0-0	1/1.0	0	5	0	2	2/2.0
Marquette	1-0	2	1-1	0-0	0-0	0/0.0	0	0	0	0	2/2.0
Pittsburgh	1-0	3	0-1	0-0	0-0	0/0.0	0	0	0	0	0/0.0
Providence	0-0	0	0-0	0-0	0-0	0/0.0	0	0	0	0	0/0.0
Rutgers	0-0	0	0-0	0-0	0-0	0/0.0	0	0	0	0	0/0.0
St. John's	1-0	2	0-0	0-0	0-0	0/0.0	0	0	1	0	0/0.0
Seton Hall	0-0	0	0-0	0-0	0-0	0/0.0	0	0	0	0	0/0.0
USF	0-0	0	0-0	0-0	0-0	0/0.0	0	0	0	0	0/0.0
Syracuse	1-0	1	0-0	0-0	0-0	0/0.0	0	0	0	0	0/0.0
Villanova	0-0	0	0-0	0-0	0-0	0/0.0	0	0	0	0	0/0.0
West Virginia	0-0	0	0-0	0-0	0-0	0/0.0	0	0	0	0	0/0.0

## Career Statistics

Season	GP-GS	Min	Avg	FG-A	Pct	3FG-A	Pct	FT-A	Pct	O-D-TOT	Avg	PF-FO	Ast	TO	Blk	Stl	Pts	Avg
2009-10	13-0	71	5.5	10-22	.455	1-4	.250	3-7	.429	8-6-14	1.1	13-1	2	4	1	4	24	1.8
2010-11	10-0	52	5.2	8-20	.400	0-0	.000	2-6	.333	6-4-10	1.0	8-0	1	2	2	0	18	1.8
2011-12	2-0	9	4.5	3-5	.600	0-0	.000	0-2	.000	1-1-2	1.0	0-0	0	0	1	1	6	3.0
<b>TOTAL</b>	<b>25-0</b>	<b>132</b>	<b>5.3</b>	<b>21-47</b>	<b>.447</b>	<b>1-4</b>	<b>.250</b>	<b>5-15</b>	<b>.333</b>	<b>15-11-26</b>	<b>1.0</b>	<b>21-1</b>	<b>3</b>	<b>6</b>	<b>4</b>	<b>5</b>	<b>48</b>	<b>1.9</b>

## Career BIG EAST Statistics

Season	GP-GS	Min	Avg	FG-A	Pct	3FG-A	Pct	FT-A	Pct	O-D-TOT	Avg	PF-FO	Ast	TO	Blk	Stl	Pts	Avg
2009-10	3-0	14	4.7	1-3	.333	0-0	.000	0-0	.000	1-0-1	0.3	5-1	0	1	0	2	2	0.7
2010-11	3-0	5	1.7	1-1	1.000	0-0	.000	0-0	.000	0-0-0	0.0	0-0	0	0	0	0	2	0.7
2011-12	0-0	0	0.0	0-0	.000	0-0	.000	0-0	.000	0-0-0	0.0	0-0	0	0	0	0	0	0.0
<b>TOTAL</b>	<b>6-0</b>	<b>19</b>	<b>3.2</b>	<b>2-4</b>	<b>.500</b>	<b>0-0</b>	<b>.000</b>	<b>0-0</b>	<b>.000</b>	<b>1-0-1</b>	<b>0.2</b>	<b>5-1</b>	<b>0</b>	<b>1</b>	<b>0</b>	<b>2</b>	<b>4</b>	<b>0.7</b>



# 45 Jack Cooley | Junior • Forward

6-9 • 248  
Glenview, Ill. • Glenbrook South

### Career Games With:

Double Figure Points.....	4
20-Plus Points.....	N/A
30-Plus Points.....	N/A
10-Plus Rebounds.....	1
10-Plus Assists.....	N/A
Double-Double.....	N/A

## Season and Career Bests

<b>Points</b>	7 (vs. Detroit 11/14/11)	<b>FG's</b>	3 (vs. Detroit 11/14/11)
Season	18 (vs. USF 2/12/11)	Career	9 (vs. USF 2/12/11)
<b>Rebounds</b>	10 (vs. MVSU 11/12/11)	<b>3PT FG's</b>	--
Season	10 (vs. MVSU 11/12/11)	Season	--
Career	10 (vs. MVSU 11/12/11)	Career	--
<b>Assists</b>	2 (vs. Detroit 11/14/11)	<b>FT's</b>	3 (vs. MVSU 11/12/11)
Season	2 (on four occasions)	Career	3 (on three occasions)
Career	2 (on four occasions)	<b>Minutes</b>	22 (vs. Detroit 11/14/11)
<b>Steals</b>	--	Season	22 (vs. Detroit 11/14/11)
Season	--	Career	22 (vs. Detroit 11/14/11)
Career	2 (on two occasions)		
<b>Blocks</b>	2 (vs. Detroit 11/14/11)		
Season	2 (vs. Detroit 11/14/11)		
Career	2 (on four occasions)		

### 2011-12 Honors, Awards & Accomplishments

- First career start versus Mississippi Valley State (11/12/11)

## Game-By-Game Stats

	Start	FG-A	3P-A	FT-A	Reb	PF	TP	A	TO	BK	S	Min
Mississippi Valley State	*	0-5	0-0	3-4	10	3	3	1	1	1	0	17
Detroit	*	3-3	0-0	1-1	8	4	7	2	4	2	0	22
Sam Houston State												
Delaware State												
Missouri												
California/Georgia												
Bryant												
Gonzaga												
Maryland												
Maine												
Dartmouth												
Indiana												
Sacred Heart												
Pittsburgh												
Cincinnati												
Louisville												
South Florida												
Connecticut												
Rutgers												
Syracuse												
Seton Hall												
Connecticut												
Marquette												
West Virginia												
DePaul												
Rutgers												
Villanova												
West Virginia												
St. John's												
Georgetown												
Providence												

### Career Stats vs. The BIG EAST

Opponent	GP-GS	Min.	FG-A	3PT-A	FTA	Reb.	A	PF	B	S	Pts.
Cincinnati	3-0	21	2-3	0-0	0-0	7/2.3	0	2	2	0	4/1.3
Connecticut	4-0	40	3-7	0-0	1-2	14/3.5	0	5	0	1	7/1.8
DePaul	1-0	7	1-2	0-0	1-2	1/1.0	1	3	0	0	3/3.0
Georgetown	2-0	17	3-3	0-0	0-0	4/2.0	0	0	0	0	6/3.0
Louisville	3-0	51	8-8	0-0	0-1	14/4.7	0	10	3	3	16/5.3
Marquette	2-0	11	0-2	0-0	0-0	3/1.5	0	2	0	0	0/0.0
Pittsburgh	2-0	23	1-2	0-0	0-1	5/2.5	0	5	2	0	2/1.0
Providence	1-0	8	1-2	0-0	0-0	2/2.0	2	0	0	0	2/2.0
Rutgers	1-0	4	1-2	0-0	0-0	1/1.0	0	0	1	0	2/2.0
St. John's	3-0	29	2-5	0-0	3-6	8/2.7	0	4	2	1	7/2.3
Seton Hall	1-0	5	0-0	0-0	0-2	1/1.0	0	1	0	0	0/0.0
USF	2-0	16	9-10	0-0	0-1	8/4.0	0	2	1	1	18/9.0
Syracuse	1-0	12	2-3	0-0	0-0	2/2.0	0	2	1	0	4/4.0
Villanova	2-0	14	0-0	0-0	0-0	5/2.5	1	1	1	0	0/0.0
West Virginia	1-0	9	0-2	0-0	0-0	3/3.0	1	1	0	0	0/0.0

### Career Statistics

Season	GP-GS	Min	Avg	FG-A	Pct	3FG-A	Pct	FT-A	Pct	O-D-TOT	Avg	PF-FO	Ast	TO	Blk	Stl	Pts	Avg
2009-10	21-0	111	5.3	8-20	.400	0-0	.000	4-12	.333	22-15-37	1.8	19-1	1	4	5	3	20	1.0
2010-11	34-0	351	10.3	55-84	.655	0-0	.000	15-29	.517	53-53-106	3.1	51-0	11	11	18	8	125	3.7
2011-12	2-2	39	19.5	3-8	.375	0-0	.000	4-5	.800	6-12-18	9.0	7-0	3	5	3	0	10	5.0
<b>TOTAL</b>	<b>57-2</b>	<b>501</b>	<b>8.8</b>	<b>66-112</b>	<b>.589</b>	<b>0-0</b>	<b>.000</b>	<b>23-46</b>	<b>.500</b>	<b>81-80-161</b>	<b>2.8</b>	<b>77-1</b>	<b>15</b>	<b>20</b>	<b>26</b>	<b>11</b>	<b>155</b>	<b>2.7</b>

### Career BIG EAST Statistics

Season	GP-GS	Min	Avg	FG-A	Pct	3FG-A	Pct	FT-A	Pct	O-D-TOT	Avg	PF-FO	Ast	TO	Blk	Stl	Pts	Avg
2009-10	9-0	59	6.6	4-6	.667	0-0	.000	1-4	.250	7-8-15	1.7	14-1	0	1	2	2	9	1.0
2010-11	18-0	177	9.8	25-40	.625	0-0	.000	4-11	.364	23-27-50	2.8	23-0	5	4	8	3	54	3.0
2011-12	0-0	0	0.0	0-0	.000	0-0	.000	0-0	.000	0-0-0	0.0	0-0	0	0	0	0	0	0.0
<b>TOTAL</b>	<b>27-0</b>	<b>236</b>	<b>8.7</b>	<b>29-46</b>	<b>.630</b>	<b>0-0</b>	<b>.000</b>	<b>5-15</b>	<b>.333</b>	<b>30-35-65</b>	<b>2.4</b>	<b>37-1</b>	<b>5</b>	<b>5</b>	<b>10</b>	<b>5</b>	<b>63</b>	<b>2.3</b>

**Game #1** Notre Dame 80, Mississippi Valley State 67  
 Notre Dame, Ind. (Purcell Pavilion)  
 November 12, 2011

Mississippi Valley State	FG-A	3FG-A	FT-A	REB	PF	TP	A	TO	BK	ST	MIN
Amos Studivant	6-9	0-0	0-0	1-4-5	4	12	0	1	0	0	33
Falando Jones	5-11	1-2	2-3	4-1-5	5	13	1	4	0	1	27
Paul Crosby	3-9	1-3	0-0	1-3-4	4	7	3	3	0	0	31
Terrence Joyner	5-15	3-10	1-5	1-8-9	1	14	5	3	0	2	33
Kevin Burwell	6-9	2-4	0-0	0-2-2	3	14	4	0	0	0	30
Luka Pajkovic	0-0	0-0	0-0	0-1-1	1	0	3	0	0	1	5
Brent Arrington	1-2	1-2	0-0	0-0-0	3	3	0	1	0	0	17
Cor-J Cox	2-7	0-1	0-0	0-2-2	2	4	0	0	0	1	23
Blake Ralling	0-1	0-1	0-0	0-0-0	0	0	0	0	0	0	1
Team				2-0-2							
<b>Totals</b>	<b>28-63</b>	<b>8-23</b>	<b>3-8</b>	<b>9-21-30</b>	<b>23</b>	<b>67</b>	<b>16</b>	<b>12</b>	<b>0</b>	<b>5</b>	<b>200</b>
<b>Total FG%</b>	<b>1st Half: 13-31, 41.9%</b>			<b>2nd Half: 15-32, 46.9%</b>							<b>Game: 44.4%</b>
<b>3-PT FG%</b>	<b>1st Half: 3-9, 33.3%</b>			<b>2nd Half: 5-14, 35.7%</b>							<b>Game: 34.8%</b>
<b>FT %</b>	<b>1st Half: 1-4, 25.0%</b>			<b>2nd Half: 2-4, 50.0%</b>							<b>Game: 37.5%</b>

Notre Dame	FG-A	3FG-A	FT-A	REB	PF	TP	A	TO	BK	ST	MIN
Jack Cooley	0-5	0-0	3-4	4-6-10	3	3	1	1	1	0	17
Eric Atkins	6-7	3-3	12-12	0-4-4	3	27	6	4	0	1	37
Scott Martin	6-14	2-6	1-2	1-4-5	3	15	2	3	0	1	34
Jerian Grant	4-7	2-3	1-1	1-1-2	1	11	5	1	0	2	33
Joey Brooks	3-6	1-2	2-4	1-3-4	1	9	3	2	0	0	29
Patrick Crowley	0-0	0-0	0-0	0-0-0	0	0	0	0	0	0	1
Alex Dragicevich	2-7	0-3	3-4	2-2-4	0	7	2	0	0	0	21
Pat Connaughton	0-4	0-2	2-2	0-4-4	1	2	0	0	0	0	15
Tom Knight	0-0	0-0	0-0	0-2-2	0	0	0	0	0	0	5
Mike Broghammer	3-4	0-0	0-0	1-1-2	0	6	0	0	1	1	8
Team				0-2-2							
<b>Totals</b>	<b>24-54</b>	<b>8-19</b>	<b>24-29</b>	<b>10-29-39</b>	<b>12</b>	<b>80</b>	<b>19</b>	<b>11</b>	<b>2</b>	<b>5</b>	<b>200</b>
<b>Total FG%</b>	<b>1st Half: 13-27, 48.1%</b>			<b>2nd Half: 11-27, 40.7%</b>							<b>Game: 44.4%</b>
<b>3-PT FG%</b>	<b>1st Half: 5-11, 45.5%</b>			<b>2nd Half: 3-8, 37.5%</b>							<b>Game: 42.1%</b>
<b>FT %</b>	<b>1st Half: 7-8, 87.5%</b>			<b>2nd Half: 17-21, 81.0%</b>							<b>Game: 82.8%</b>

**SCORE BY PERIODS**  
 Mississippi Valley State 1 2 F  
 Notre Dame 30 37 67  
 Notre Dame 38 42 80  
**OFFICIALS:** Tim Clougherty, Jeff Clark, Alfred Smith  
**TECHNICALS:** Mississippi Valley State - TEAM 2, Notre Dame - None.  
**ATTENDANCE:** 7,087

**Notes:** The contest was the first-ever meeting between the Irish and Mississippi Valley State ... Notre Dame extended its home win streak at Purcell Pavilion to 20 games ... The Irish have won 13 straight season openers (all 12 under Mike Brey) and are now 89-18 all-time in season openers ... Notre Dame has made a three-pointer in 409 consecutive games ... Making the first starts of their career were Joey Brooks, Jack Cooley and Jerian Grant ... Eric Atkins' 27 points were a career high and he reached double figures for the eighth time in his career ... He also made a career-high three three-pointers and 12 free throws ... Jerian Grant's 11 points were a career high ... Mike Broghammer's six points were a career best ... Jack Cooley notched double figures in rebounds for the first time in his career ... Scott Martin's 15 points marked the 33rd time that he reached double figures in his career.

**Game #2** Notre Dame 59, Detroit 53  
 Notre Dame, Ind. (Purcell Pavilion)  
 November 14, 2011 • Progressive CBE Classic

Detroit	FG-A	3FG-A	FT-A	REB	PF	TP	A	TO	BK	ST	MIN
LaMarcus Lowe	4-8	0-0	0-0	4-6-10	5	8	1	2	5	0	23
Nick Minnerath	1-4	0-0	0-1	0-1-1	4	2	0	0	0	0	24
Chase Simon	6-23	1-4	0-0	2-9-11	2	13	2	2	1	4	37
Ray McCallum	7-17	4-8	2-2	3-4-7	4	20	4	2	0	1	37
Jason Calliste	1-9	1-7	2-2	2-2-4	3	5	4	1	0	0	34
Donavan Foster	0-1	0-0	0-2	1-0-1	2	0	1	4	0	0	15
PJ Boutte	0-0	0-0	0-0	0-0-0	0	0	0	0	0	0	1
Doug Anderson	2-6	0-2	1-1	3-3-6	4	5	1	0	1	0	25
Evan Bruinsma	0-0	0-0	0-0	0-0-0	2	0	0	0	0	0	4
Team				2-2-4							1
<b>Totals</b>	<b>21-68</b>	<b>6-21</b>	<b>5-8</b>	<b>17-27-44</b>	<b>26</b>	<b>53</b>	<b>13</b>	<b>12</b>	<b>7</b>	<b>5</b>	<b>200</b>
<b>Total FG%</b>	<b>1st Half: 11-30, 36.7%</b>			<b>2nd Half: 10-38, 26.3%</b>							<b>Game: 30.9%</b>
<b>3-PT FG%</b>	<b>1st Half: 6-14, 42.9%</b>			<b>2nd Half: 0-7, 0.0%</b>							<b>Game: 28.6%</b>
<b>FT %</b>	<b>1st Half: 3-5, 60.0%</b>			<b>2nd Half: 2-3, 66.7%</b>							<b>Game: 62.5%</b>

Notre Dame	FG-A	3FG-A	FT-A	REB	PF	TP	A	TO	BK	ST	MIN
Jack Cooley	3-3	0-0	1-1	2-6-8	4	7	2	4	2	0	22
Eric Atkins	4-9	0-2	5-8	0-2-2	1	13	4	3	0	0	39
Scott Martin	1-7	1-5	0-0	1-5-6	2	3	0	3	0	1	39
Jerian Grant	4-10	3-6	0-0	0-2-2	0	11	3	1	0	1	30
Joey Brooks	3-9	0-0	7-13	2-7-9	3	13	2	1	0	2	35
Alex Dragicevich	0-2	0-1	2-4	0-2-2	0	2	1	0	1	0	13
Pat Connaughton	4-5	0-1	2-3	2-7-9	2	10	0	1	0	0	20
Tom Knight	0-1	0-0	0-0	0-1-1	0	0	0	0	0	0	1
Mike Broghammer	0-1	0-0	0-2	0-0-0	0	0	0	0	0	0	1
Team				3-0-3							
<b>Totals</b>	<b>19-47</b>	<b>4-15</b>	<b>17-31</b>	<b>10-32-42</b>	<b>12</b>	<b>59</b>	<b>12</b>	<b>13</b>	<b>3</b>	<b>4</b>	<b>200</b>
<b>Total FG%</b>	<b>1st Half: 9-23, 39.1%</b>			<b>2nd Half: 10-24, 41.7%</b>							<b>Game: 40.4%</b>
<b>3-PT FG%</b>	<b>1st Half: 2-7, 28.6%</b>			<b>2nd Half: 2-8, 25.0%</b>							<b>Game: 26.7%</b>
<b>FT %</b>	<b>1st Half: 8-14, 57.1%</b>			<b>2nd Half: 9-17, 52.9%</b>							<b>Game: 54.8%</b>

**SCORE BY PERIODS**  
 Detroit 1 2 F  
 Notre Dame 31 22 53  
 Notre Dame 28 31 59  
**OFFICIALS:** Steve Skiles, Larry Sciroto, Glenn Mayborg  
**TECHNICALS:** Detroit - None, Notre Dame - None.  
**ATTENDANCE:** 6,720

**Notes:** Notre Dame extended its current home win streak to 21 games ... This was the first meeting between the two schools since 1993 and 53rd overall ... With the win, the Irish snapped a two-game losing streak to the Titans and improved to 41-12 all-time ... Notre Dame hit a three-point field for the 410th consecutive game ... Eric Atkins netted consecutive double-figure outings for the third time in his career and now has nine career games with 10 or more points ... Atkins' 39 minutes played were a career high ... Joey Brooks' 13 points and nine rebounds were both career bests ... Pat Connaughton's 10 points and nine rebounds were career-highs in just his second collegiate outing ... Jerian Grant netted double figures for the second straight game.

2011-12 Notre Dame Men's Basketball  
 Notre Dame Combined Team Statistics (as of Nov 14, 2011)  
 All games

RECORD:	OVERALL	HOME	AWAY	NEUTRAL
ALL GAMES	2-0	2-0	0-0	0-0
CONFERENCE	0-0	0-0	0-0	0-0
NON-CONFERENCE	2-0	2-0	0-0	0-0

##	Player	gp-gs	min	avg	Total		3-Point		F-Throw		Rebounds					pts	avg					
					fg-fga	fg%	3fg-fga	3fg%	ft-fta	ft%	off	def	tot	avg	pf			dq	a	to	blk	stl
00	ATKINS, Eric	2-2	76	38.0	10-16	.625	3-5	.600	17-20	.850	0	6	6	3.0	4	0	10	7	0	1	40	20.0
32	BROOKS, Joey	2-2	64	32.0	6-15	.400	1-2	.500	9-17	.529	3	10	13	6.5	4	0	5	3	0	2	22	11.0
22	GRANT, Jerian	2-2	63	31.5	8-17	.471	5-9	.556	1-1	1.000	1	3	4	2.0	1	0	8	2	0	3	22	11.0
14	MARTIN, Scott	2-2	73	36.5	7-21	.333	3-11	.273	1-2	.500	2	9	11	5.5	5	0	2	6	0	2	18	9.0
24	CONNAUGHTON, Pat	2-0	35	17.5	4-9	.444	0-3	.000	4-5	.800	2	11	13	6.5	3	0	0	1	0	0	12	6.0
45	COOLEY, Jack	2-2	39	19.5	3-8	.375	0-0	.000	4-5	.800	6	12	18	9.0	7	0	3	5	3	0	10	5.0
12	DRAGICEVICH, Alex	2-0	34	17.0	2-9	.222	0-4	.000	5-8	.625	2	4	6	3.0	0	0	3	0	1	0	9	4.5
33	BROGHAMMER, Mike	2-0	9	4.5	3-5	.600	0-0	.000	0-2	.000	1	1	2	1.0	0	0	0	0	1	1	6	3.0
25	KNIGHT, Tom	2-0	6	3.0	0-1	.000	0-0	.000	0-0	.000	0	3	3	1.5	0	0	0	0	0	0	0	0.0
04	CROWLEY, Patrick	1-0	1	1.0	0-0	.000	0-0	.000	0-0	.000	0	0	0	0.0	0	0	0	0	0	0	0	0.0
Team											3	2	5									
Total.....		2	400		43-101	.426	12-34	.353	41-60	.683	20	61	81	40.5	24	0	31	24	5	9	139	69.5
Opponents.....		2	400		49-131	.374	14-44	.318	8-16	.500	26	48	74	37.0	49	-	29	24	7	10	120	60.0

TEAM STATISTICS	ND	OPP	Date	Opponent	Score	Att.
SCORING	139	120	11-12-11	MISS. VALLEY STATE	w 80-67	7087
Points per game	69.5	60.0	@ 11-14-11	DETROIT	w 59-53	6720
Scoring margin	+9.5	-				
FIELD GOALS-ATT	43-101	49-131				
Field goal pct	.426	.374				
3 POINT FG-ATT	12-34	14-44				
3-point FG pct	.353	.318				
3-pt FG made per game	6.0	7.0				
FREE THROWS-ATT	41-60	8-16				
Free throw pct	.683	.500				
F-Throws made per game	20.5	4.0				
REBOUNDS	81	74				
Rebounds per game	40.5	37.0				
Rebounding margin	+3.5	-				
ASSISTS	31	29				
Assists per game	15.5	14.5				
TURNOVERS	24	24				
Turnovers per game	12.0	12.0				
Turnover margin	+0.0	-				
Assist/turnover ratio	1.3	1.2				
STEALS	9	10				
Steals per game	4.5	5.0				
BLOCKS	5	7				
Blocks per game	2.5	3.5				
ATTENDANCE	13807	0				
Home games-Avg/Game	2-6904	0-0				
Neutral site-Avg/Game	-	0-0				

\* = Conference game  
 @ = CBE Classic

Score by Periods	1st	2nd	Totals
Notre Dame	66	73	139
Opponents	61	59	120

2011-12 Notre Dame Men's Basketball  
 Notre Dame Season Box Score (as of Nov 14, 2011)  
 All games

RECORD:	OVERALL	HOME	AWAY	NEUTRAL
ALL GAMES	2-0	2-0	0-0	0-0
CONFERENCE	0-0	0-0	0-0	0-0
NON-CONFERENCE	2-0	2-0	0-0	0-0

##	Player	gp-gs	min	avg	Total		3-Point		F-Throw		Rebounds				pf	dq	a	to	blk	stl	pts	avg
					fg-fga	fg%	3fg-fga	3fg%	ft-fa	ft%	off	def	tot	avg								
00	ATKINS, Eric	2-2	76	38.0	10-16	.625	3-5	.600	17-20	.850	0	6	6	3.0	4	0	10	7	0	1	40	20.0
32	BROOKS, Joey	2-2	64	32.0	6-15	.400	1-2	.500	9-17	.529	3	10	13	6.5	4	0	5	3	0	2	22	11.0
22	GRANT, Jerian	2-2	63	31.5	8-17	.471	5-9	.556	1-1	1.000	1	3	4	2.0	1	0	8	2	0	3	22	11.0
14	MARTIN, Scott	2-2	73	36.5	7-21	.333	3-11	.273	1-2	.500	2	9	11	5.5	5	0	2	6	0	2	18	9.0
24	CONNAUGHTON, Pat	2-0	35	17.5	4-9	.444	0-3	.000	4-5	.800	2	11	13	6.5	3	0	0	1	0	0	12	6.0
45	COOLEY, Jack	2-2	39	19.5	3-8	.375	0-0	.000	4-5	.800	6	12	18	9.0	7	0	3	5	3	0	10	5.0
12	DRAGICEVICH, Alex	2-0	34	17.0	2-9	.222	0-4	.000	5-8	.625	2	4	6	3.0	0	0	3	0	1	0	9	4.5
33	BROGHAMMER, Mike	2-0	9	4.5	3-5	.600	0-0	.000	0-2	.000	1	1	2	1.0	0	0	0	0	1	1	6	3.0
04	CROWLEY, Patrick	1-0	1	1.0	0-0	.000	0-0	.000	0-0	.000	0	0	0	0.0	0	0	0	0	0	0	0	0.0
25	KNIGHT, Tom	2-0	6	3.0	0-1	.000	0-0	.000	0-0	.000	0	3	3	1.5	0	0	0	0	0	0	0	0.0
Team											3	2	5									
Total.....		2	400		43-101	.426	12-34	.353	41-60	.683	20	61	81	40.5	24	0	31	24	5	9	139	69.5
Opponents.....		2	400		49-131	.374	14-44	.318	8-16	.500	26	48	74	37.0	49	-	29	24	7	10	120	60.0

Score by Periods	1st	2nd	Totals
Notre Dame	66	73	139
Opponents	61	59	120

2011-12 Notre Dame Men's Basketball  
 Notre Dame Season Schedule/Results & Leaders (as of Nov 14, 2011)  
 All games

RECORD:	OVERALL	HOME	AWAY	NEUTRAL
ALL GAMES	2-0	2-0	0-0	0-0
CONFERENCE	0-0	0-0	0-0	0-0
NON-CONFERENCE	2-0	2-0	0-0	0-0

Date	Opponent	Score	Att.	High Points	High Rebounds
11-12-11	MISS. VALLEY STATE	w 80-67	7087	(27)ATKINS, Eric	(10)COOLEY, Jack
11-14-11	@DETROIT	w 59-53	6720	(13)BROOKS, Joey (13)ATKINS, Eric	(9)CONNAUGHTON, Pat (9)BROOKS, Joey

\* = Conference game  
 @ = CBE Classic

Attendance Summary	Games	Attend	Avg/Game
Home	2	13807	6904
Away	0	0	0
Neutral	0	0	0
Total	2	13807	6904



2011-12 Notre Dame Men's Basketball  
 Notre Dame Extended Season Box Score (as of Nov 14, 2011)  
 All games

RECORD:	OVERALL	HOME	AWAY	NEUTRAL
ALL GAMES	2-0	2-0	0-0	0-0
CONFERENCE	0-0	0-0	0-0	0-0
NON-CONFERENCE	2-0	2-0	0-0	0-0

##	Player	gp-gs	min	avg	Total		3-Point		F-Throw		Rebounds				pf	dq	a	a/g	to	to/g	a/to	blk	blk/g	stl	stl/g	pts	avg
					fg-fga	fg%	3fg-fga	3fg%	ft-fa	ft%	off	def	tot	avg													
00	ATKINS, Eric	2-2	76	38.0	10-16	.625	3-5	.600	17-20	.850	0	6	6	3.0	4	0	10	5.00	7	3.50	1.43	0	0.00	1	0.50	40	20.0
32	BROOKS, Joey	2-2	64	32.0	6-15	.400	1-2	.500	9-17	.529	3	10	13	6.5	4	0	5	2.50	3	1.50	1.67	0	0.00	2	1.00	22	11.0
22	GRANT, Jerian	2-2	63	31.5	8-17	.471	5-9	.556	1-1	1.000	1	3	4	2.0	1	0	8	4.00	2	1.00	4.00	0	0.00	3	1.50	22	11.0
14	MARTIN, Scott	2-2	73	36.5	7-21	.333	3-11	.273	1-2	.500	2	9	11	5.5	5	0	2	1.00	6	3.00	0.33	0	0.00	2	1.00	18	9.0
24	CONNAUGHTON, Pat	2-0	35	17.5	4-9	.444	0-3	.000	4-5	.800	2	11	13	6.5	3	0	0	0.00	1	0.50	0.00	0	0.00	0	0.00	12	6.0
45	COOLEY, Jack	2-2	39	19.5	3-8	.375	0-0	.000	4-5	.800	6	12	18	9.0	7	0	3	1.50	5	2.50	0.60	3	1.50	0	0.00	10	5.0
12	DRAGICEVICH, Alex	2-0	34	17.0	2-9	.222	0-4	.000	5-8	.625	2	4	6	3.0	0	0	3	1.50	0	0.00	99.00	1	0.50	0	0.00	9	4.5
33	BROGHAMMER, Mike	2-0	9	4.5	3-5	.600	0-0	.000	0-2	.000	1	1	2	1.0	0	0	0	0.00	0	0.00	0.00	1	0.50	1	0.50	6	3.0
25	KNIGHT, Tom	2-0	6	3.0	0-1	.000	0-0	.000	0-0	.000	0	3	3	1.5	0	0	0	0.00	0	0.00	0.00	0	0.00	0	0.00	0	0.0
04	CROWLEY, Patrick	1-0	1	1.0	0-0	.000	0-0	.000	0-0	.000	0	0	0	0.0	0	0	0	0.00	0	0.00	0.00	0	0.00	0	0.00	0	0.0
Total.....		2	400		43-101	.426	12-34	.353	41-60	.683	20	61	81	40.5	24	0	31	15.50	24	12.00	1.29	5	2.50	9	4.50	139	69.5
Opponents.....		2	400		49-131	.374	14-44	.318	8-16	.500	26	48	74	37.0	49	-	29	14.50	24	12.00	1.21	7	3.50	10	5.00	120	60.0

Score by Periods	1st	2nd	Totals
Notre Dame	66	73	139
Opponents	61	59	120

2011-12 Notre Dame Men's Basketball  
 Notre Dame Overall Team Statistics (as of Nov 14, 2011)  
 All games

TEAM STATISTICS	ND	OPP
SCORING	139	120
Points per game	69.5	60.0
Scoring margin	+9.5	-
FIELD GOALS-ATT	43-101	49-131
Field goal pct	.426	.374
3 POINT FG-ATT	12-34	14-44
3-point FG pct	.353	.318
3-pt FG made per game	6.0	7.0
FREE THROWS-ATT	41-60	8-16
Free throw pct	.683	.500
F-Throws made per game	20.5	4.0
REBOUNDS	81	74
Rebounds per game	40.5	37.0
Rebounding margin	+3.5	-
ASSISTS	31	29
Assists per game	15.5	14.5
TURNOVERS	24	24
Turnovers per game	12.0	12.0
Turnover margin	+0.0	-
Assist/turnover ratio	1.3	1.2
STEALS	9	10
Steals per game	4.5	5.0
BLOCKS	5	7
Blocks per game	2.5	3.5
WINNING STREAK	2	-
Home win streak	2	-
ATTENDANCE	13807	0
Home games-Avg/Game	2-6904	0-0
Neutral site-Avg/Game	-	0-0

Score by Periods	1st	2nd	Totals
Notre Dame	66	73	139
Opponents	61	59	120

2011-12 Notre Dame Men's Basketball  
 Notre Dame Team Game-by-Game Comparison (as of Nov 14, 2011)  
 All games

Opponent	1st	2nd	Score	Mar	Total FG	FG Pct	3-Pointers	3FG Pct	Free Throws	FT Pct	Rebounds	Assist	T/Over	Block	Steal	Fouls
MISS. VALLEY STATE	38/30	42/37	80-67	+13	24-54/28-63	.444/.444	8-19/8-23	.421/.348	24-29/3-8	.828/.375	39/30 +9	19/16	11/12	2/0	5/5	12/23
DETROIT	28/31	31/22	59-53	+6	19-47/21-68	.404/.309	4-15/6-21	.267/.286	17-31/5-8	.548/.625	42/44 (2)	12/13	13/12	3/7	4/5	12/26

Note: Game totals are displayed in the format TEAM/OPPONENT for each category

2011-12 Notre Dame Men's Basketball  
 Notre Dame Points-Rebounds-Assists (as of Nov 14, 2011)  
 All games

Opponent	Date	Score		00	04	12	14	22	24	25
				ATKINS,ERI	CROWLEY,PA	DRAGICEVIC	MARTIN,SCO	GRANT,JERI	CONNAUGHTO	KNIGHT,TOM
MISS. VALLEY STATE	11-12-11	80-67	w	27-4-6	0-0-0	7-4-2	15-5-2	11-2-5	2-4-0	0-2-0
DETROIT	11-14-11	59-53	w	13-2-4	DNP	2-2-1	3-6-0	11-2-3	10-9-0	0-1-0

Opponent	Date	Score		32	33	45
				BROOKS,JOE	BROGHAMME	COOLEY,JAC
MISS. VALLEY STATE	11-12-11	80-67	w	9-4-3	6-2-0	3-10-1
DETROIT	11-14-11	59-53	w	13-9-2	0-0-0	7-8-2

2011-12 Notre Dame Men's Basketball  
 Notre Dame Team High/Low Analysis (as of Nov 14, 2011)  
 All games

Notre Dame - TEAM GAME HIGHS

POINTS	80	MISS. VALLEY STATE (11-12-11)
	59	DETROIT (11-14-11)
FIELD GOALS MADE	24	MISS. VALLEY STATE (11-12-11)
	19	DETROIT (11-14-11)
FIELD GOAL ATTEMPTS	54	MISS. VALLEY STATE (11-12-11)
	47	DETROIT (11-14-11)
FIELD GOAL PERCENTAGE	.444 (24-54)	MISS. VALLEY STATE (11-12-11)
	.404 (19-47)	DETROIT (11-14-11)
3 PT FIELD GOALS MADE	8	MISS. VALLEY STATE (11-12-11)
	4	DETROIT (11-14-11)
3 PT FG ATTEMPTS	19	MISS. VALLEY STATE (11-12-11)
	15	DETROIT (11-14-11)
3 PT FG PERCENTAGE	.421 (8-19)	MISS. VALLEY STATE (11-12-11)
	.267 (4-15)	DETROIT (11-14-11)
FREE THROWS MADE	24	MISS. VALLEY STATE (11-12-11)
	17	DETROIT (11-14-11)
FREE THROW ATTEMPTS	31	DETROIT (11-14-11)
	29	MISS. VALLEY STATE (11-12-11)
FREE THROW PERCENTAGE	.828 (24-29)	MISS. VALLEY STATE (11-12-11)
	.548 (17-31)	DETROIT (11-14-11)
REBOUNDS	42	DETROIT (11-14-11)
	39	MISS. VALLEY STATE (11-12-11)
ASSISTS	19	MISS. VALLEY STATE (11-12-11)
	12	DETROIT (11-14-11)
STEALS	5	MISS. VALLEY STATE (11-12-11)
	4	DETROIT (11-14-11)
BLOCKED SHOTS	3	DETROIT (11-14-11)
	2	MISS. VALLEY STATE (11-12-11)
TURNOVERS	13	DETROIT (11-14-11)
	11	MISS. VALLEY STATE (11-12-11)
FOULS	12	DETROIT (11-14-11)
	12	MISS. VALLEY STATE (11-12-11)

2011-12 Notre Dame Men's Basketball  
 Notre Dame High/Low Analysis (as of Nov 14, 2011)  
 All games

Opponent - GAME HIGHS

POINTS	67		MISS. VALLEY STATE (11-12-11)
	53		DETROIT (11-14-11)
FIELD GOALS MADE	28		MISS. VALLEY STATE (11-12-11)
	21		DETROIT (11-14-11)
FIELD GOAL ATTEMPTS	68		DETROIT (11-14-11)
	63		MISS. VALLEY STATE (11-12-11)
FIELD GOAL PERCENTAGE	.444	(28-63)	MISS. VALLEY STATE (11-12-11)
	.309	(21-68)	DETROIT (11-14-11)
3 PT FIELD GOALS MADE	8		MISS. VALLEY STATE (11-12-11)
	6		DETROIT (11-14-11)
3 PT FG ATTEMPTS	23		MISS. VALLEY STATE (11-12-11)
	21		DETROIT (11-14-11)
3 PT FG PERCENTAGE	.348	(8-23)	MISS. VALLEY STATE (11-12-11)
	.286	(6-21)	DETROIT (11-14-11)
FREE THROWS MADE	5		DETROIT (11-14-11)
	3		MISS. VALLEY STATE (11-12-11)
FREE THROW ATTEMPTS	8		DETROIT (11-14-11)
	8		MISS. VALLEY STATE (11-12-11)
FREE THROW PERCENTAGE	.625	(5-8)	DETROIT (11-14-11)
	.375	(3-8)	MISS. VALLEY STATE (11-12-11)
REBOUNDS	44		DETROIT (11-14-11)
	30		MISS. VALLEY STATE (11-12-11)
ASSISTS	16		MISS. VALLEY STATE (11-12-11)
	13		DETROIT (11-14-11)
STEALS	5		DETROIT (11-14-11)
	5		MISS. VALLEY STATE (11-12-11)
BLOCKED SHOTS	7		DETROIT (11-14-11)
TURNOVERS	12		DETROIT (11-14-11)
	12		MISS. VALLEY STATE (11-12-11)
FOULS	26		DETROIT (11-14-11)
	23		MISS. VALLEY STATE (11-12-11)

2011-12 Notre Dame Men's Basketball  
 Notre Dame High/Low Analysis (as of Nov 14, 2011)  
 All games

Notre Dame - GAME LOWS

POINTS	59		DETROIT (11-14-11)
	80		MISS. VALLEY STATE (11-12-11)
FIELD GOALS MADE	19		DETROIT (11-14-11)
	24		MISS. VALLEY STATE (11-12-11)
FIELD GOAL ATTEMPTS	47		DETROIT (11-14-11)
	54		MISS. VALLEY STATE (11-12-11)
FIELD GOAL PERCENTAGE	.404	(19-47)	DETROIT (11-14-11)
	.444	(24-54)	MISS. VALLEY STATE (11-12-11)
3 PT FIELD GOALS MADE	4		DETROIT (11-14-11)
	8		MISS. VALLEY STATE (11-12-11)
3 PT FG ATTEMPTS	15		DETROIT (11-14-11)
	19		MISS. VALLEY STATE (11-12-11)
3 PT FG PERCENTAGE	.267	(4-15)	DETROIT (11-14-11)
	.421	(8-19)	MISS. VALLEY STATE (11-12-11)
FREE THROWS MADE	17		DETROIT (11-14-11)
	24		MISS. VALLEY STATE (11-12-11)
FREE THROW ATTEMPTS	29		MISS. VALLEY STATE (11-12-11)
	31		DETROIT (11-14-11)
FREE THROW PERCENTAGE	.548	(17-31)	DETROIT (11-14-11)
	.828	(24-29)	MISS. VALLEY STATE (11-12-11)
REBOUNDS	39		MISS. VALLEY STATE (11-12-11)
	42		DETROIT (11-14-11)
ASSISTS	12		DETROIT (11-14-11)
	19		MISS. VALLEY STATE (11-12-11)
STEALS	4		DETROIT (11-14-11)
	5		MISS. VALLEY STATE (11-12-11)
BLOCKED SHOTS	2		MISS. VALLEY STATE (11-12-11)
	3		DETROIT (11-14-11)
TURNOVERS	11		MISS. VALLEY STATE (11-12-11)
	13		DETROIT (11-14-11)
FOULS	12		MISS. VALLEY STATE (11-12-11)
	12		DETROIT (11-14-11)

2011-12 Notre Dame Men's Basketball  
 Notre Dame High/Low Analysis (as of Nov 14, 2011)  
 All games

Opponent - GAME LOWS

POINTS	53		DETROIT (11-14-11)
	67		MISS. VALLEY STATE (11-12-11)
FIELD GOALS MADE	21		DETROIT (11-14-11)
	28		MISS. VALLEY STATE (11-12-11)
FIELD GOAL ATTEMPTS	63		MISS. VALLEY STATE (11-12-11)
	68		DETROIT (11-14-11)
FIELD GOAL PERCENTAGE	.309	(21-68)	DETROIT (11-14-11)
	.444	(28-63)	MISS. VALLEY STATE (11-12-11)
3 PT FIELD GOALS MADE	6		DETROIT (11-14-11)
	8		MISS. VALLEY STATE (11-12-11)
3 PT FG ATTEMPTS	21		DETROIT (11-14-11)
	23		MISS. VALLEY STATE (11-12-11)
3 PT FG PERCENTAGE	.286	(6-21)	DETROIT (11-14-11)
	.348	(8-23)	MISS. VALLEY STATE (11-12-11)
FREE THROWS MADE	3		MISS. VALLEY STATE (11-12-11)
	5		DETROIT (11-14-11)
FREE THROW ATTEMPTS	8		MISS. VALLEY STATE (11-12-11)
	8		DETROIT (11-14-11)
FREE THROW PERCENTAGE	.375	(3-8)	MISS. VALLEY STATE (11-12-11)
	.625	(5-8)	DETROIT (11-14-11)
REBOUNDS	30		MISS. VALLEY STATE (11-12-11)
	44		DETROIT (11-14-11)
ASSISTS	13		DETROIT (11-14-11)
	16		MISS. VALLEY STATE (11-12-11)
STEALS	5		MISS. VALLEY STATE (11-12-11)
	5		DETROIT (11-14-11)
BLOCKED SHOTS	0		MISS. VALLEY STATE (11-12-11)
	7		DETROIT (11-14-11)
TURNOVERS	12		MISS. VALLEY STATE (11-12-11)
	12		DETROIT (11-14-11)
FOULS	23		MISS. VALLEY STATE (11-12-11)
	26		DETROIT (11-14-11)



2011-12 Notre Dame Men's Basketball  
 Notre Dame Player High/Low Analysis (as of Nov 14, 2011)  
 All games

Notre Dame - INDIVIDUAL GAME HIGHS

Points	27		ATKINS, Eric vs Miss. Valley State (11-12-11)
	15		MARTIN, Scott vs Miss. Valley State (11-12-11)
	13		BROOKS, Joey vs Detroit (11-14-11)
	13		ATKINS, Eric vs Detroit (11-14-11)
	11		GRANT, Jerian vs Detroit (11-14-11)
	11		GRANT, Jerian vs Miss. Valley State (11-12-11)
Field Goals Made	6		ATKINS, Eric vs Miss. Valley State (11-12-11)
	6		MARTIN, Scott vs Miss. Valley State (11-12-11)
Field Goal Att.	14		MARTIN, Scott vs Miss. Valley State (11-12-11)
	10		GRANT, Jerian vs Detroit (11-14-11)
FG Pct (min 5 made)	.857	(6-7)	ATKINS, Eric vs Miss. Valley State (11-12-11)
	.429	(6-14)	MARTIN, Scott vs Miss. Valley State (11-12-11)
3-Point FG Made	3		GRANT, Jerian vs Detroit (11-14-11)
	3		ATKINS, Eric vs Miss. Valley State (11-12-11)
3-Point FG Att.	6		GRANT, Jerian vs Detroit (11-14-11)
	6		MARTIN, Scott vs Miss. Valley State (11-12-11)
3-Pt FG Pct (min 2 made)	1.000	(3-3)	ATKINS, Eric vs Miss. Valley State (11-12-11)
	.667	(2-3)	GRANT, Jerian vs Miss. Valley State (11-12-11)
Free Throws Made	12		ATKINS, Eric vs Miss. Valley State (11-12-11)
	7		BROOKS, Joey vs Detroit (11-14-11)
Free Throw Att.	13		BROOKS, Joey vs Detroit (11-14-11)
	12		ATKINS, Eric vs Miss. Valley State (11-12-11)
FT Pct (min 3 made)	1.000	(12-12)	ATKINS, Eric vs Miss. Valley State (11-12-11)
	.750	(3-4)	COOLEY, Jack vs Miss. Valley State (11-12-11)
	.750	(3-4)	DRAGICEVICH, Alex vs Miss. Valley State (11-12-11)
Rebounds	10		COOLEY, Jack vs Miss. Valley State (11-12-11)
	9		BROOKS, Joey vs Detroit (11-14-11)
	9		CONNAUGHTON, Pat vs Detroit (11-14-11)
Assists	6		ATKINS, Eric vs Miss. Valley State (11-12-11)
	5		GRANT, Jerian vs Miss. Valley State (11-12-11)
Steals	2		BROOKS, Joey vs Detroit (11-14-11)
	2		GRANT, Jerian vs Miss. Valley State (11-12-11)
Blocked Shots	2		COOLEY, Jack vs Detroit (11-14-11)
	1		DRAGICEVICH, Alex vs Detroit (11-14-11)
	1		COOLEY, Jack vs Miss. Valley State (11-12-11)
	1		BROGHAMMER, Mike vs Miss. Valley State (11-12-11)
Turnovers	4		COOLEY, Jack vs Detroit (11-14-11)
	4		ATKINS, Eric vs Miss. Valley State (11-12-11)
Fouls	4		COOLEY, Jack vs Detroit (11-14-11)
	3		BROOKS, Joey vs Detroit (11-14-11)
	3		ATKINS, Eric vs Miss. Valley State (11-12-11)
	3		MARTIN, Scott vs Miss. Valley State (11-12-11)
	3		COOLEY, Jack vs Miss. Valley State (11-12-11)

2011-12 Notre Dame Men's Basketball  
 Notre Dame Opponent High/Low Analysis (as of Nov 14, 2011)  
 All games

OPPONENT INDIVIDUAL GAME HIGHS

Points	20		McCALLUM, Ray vs Detroit (11-14-11)
	14		BURWELL, Kevin vs Miss. Valley State (11-12-11)
	14		JOYNER, Terrence vs Miss. Valley State (11-12-11)
	13		SIMON, Chase vs Detroit (11-14-11)
	13		JONES, Falando vs Miss. Valley State (11-12-11)
Field Goals Made	7		McCALLUM, Ray vs Detroit (11-14-11)
	6		SIMON, Chase vs Detroit (11-14-11)
	6		BURWELL, Kevin vs Miss. Valley State (11-12-11)
	6		STUDIVANT, Amos vs Miss. Valley State (11-12-11)
Field Goal Att.	23		SIMON, Chase vs Detroit (11-14-11)
	17		McCALLUM, Ray vs Detroit (11-14-11)
FG Pct (min 5 made)	.667	(6-9)	STUDIVANT, Amos vs Miss. Valley State (11-12-11)
	.667	(6-9)	BURWELL, Kevin vs Miss. Valley State (11-12-11)
3-Point FG Made	4		McCALLUM, Ray vs Detroit (11-14-11)
	3		JOYNER, Terrence vs Miss. Valley State (11-12-11)
3-Point FG Att.	10		JOYNER, Terrence vs Miss. Valley State (11-12-11)
	8		McCALLUM, Ray vs Detroit (11-14-11)
3-Pt FG Pct (min 2 made)	.500	(4-8)	McCALLUM, Ray vs Detroit (11-14-11)
	.500	(2-4)	BURWELL, Kevin vs Miss. Valley State (11-12-11)
Free Throws Made	2		CALLISTE, Jason vs Detroit (11-14-11)
	2		McCALLUM, Ray vs Detroit (11-14-11)
	2		JONES, Falando vs Miss. Valley State (11-12-11)
Free Throw Att.	5		JOYNER, Terrence vs Miss. Valley State (11-12-11)
	3		JONES, Falando vs Miss. Valley State (11-12-11)
Rebounds	11		SIMON, Chase vs Detroit (11-14-11)
	10		LOWE, LaMarcus vs Detroit (11-14-11)
Assists	5		JOYNER, Terrence vs Miss. Valley State (11-12-11)
	4		CALLISTE, Jason vs Detroit (11-14-11)
	4		McCALLUM, Ray vs Detroit (11-14-11)
	4		BURWELL, Kevin vs Miss. Valley State (11-12-11)
Steals	4		SIMON, Chase vs Detroit (11-14-11)
	2		JOYNER, Terrence vs Miss. Valley State (11-12-11)
Blocked Shots	5		LOWE, LaMarcus vs Detroit (11-14-11)
	1		ANDERSON, Doug vs Detroit (11-14-11)
	1		SIMON, Chase vs Detroit (11-14-11)
Turnovers	4		FOSTER, Donovan vs Detroit (11-14-11)
	4		JONES, Falando vs Miss. Valley State (11-12-11)
Fouls	5		LOWE, LaMarcus vs Detroit (11-14-11)
	5		JONES, Falando vs Miss. Valley State (11-12-11)

# PROGRESSIVE CBE CLASSIC



## 2011 PROGRESSIVE CBE CLASSIC



All Times Eastern

### REGIONAL ROUNDS

#### COLUMBIA REGIONAL Mizzou Arena - Columbia, Mo.

Nov. 14	Mercer at No. 25 Missouri	8:00 ET	
Nov. 17	Niagara at No. 25 Missouri	8:00 ET	

#### SOUTH BEND REGIONAL Purcell Pavilion at the Joyce Center - South Bend, Ind.

Nov. 14	Detroit at Notre Dame	9:00 ET	
Nov. 16	Sam Houston State at Notre Dame	7:30 ET	

#### BERKELEY REGIONAL Haas Pavilion - Berkeley, Calif.

Nov. 13	George Washington at No. 24 Cal	9:30 ET	
Nov. 15	Austin Peay at No. 24 Cal	10:00 ET	

#### ATHENS REGIONAL Stegeman Coliseum - Athens, Ga.

Nov. 13	Bowling Green at Georgia	6:00 ET	
Nov. 16	South Dakota State at Georgia	7:00 ET	

### SUBREGIONAL ROUNDS

#### BOWLING GREEN SUBREGIONAL Stroh Center - Bowling Green, Ohio

Nov. 21	Detroit vs. George Washington	5:00 ET
	Austin Peay vs. Bowling Green	

Nov. 22	George Washington vs. Austin Peay	5:00 ET
	Detroit vs. Bowling Green	

Nov. 23	Austin Peay vs. Detroit	5:00 ET
	George Washington vs. Bowling Green	

#### MACON SUBREGIONAL The University Center - Macon, Ga.

Nov. 21	Niagara vs. South Dakota State	4:30 ET
	Sam Houston State vs. Mercer	WRWR

Nov. 22	South Dakota St. vs. Sam Houtson St.	4:30 ET
	Niagara vs. Mercer	WRWR

Nov. 23	Sam Houtson State vs. Niagara	4:30 ET
	South Dakota State vs. Mercer	WRWR

### CHAMPIONSHIP ROUNDS

#### CHAMPIONSHIP ROUNDS Sprint Center - Kansas City, Mo.

