



2011-12 NOTRE DAME MEN'S BASKETBALL

ATHLETICS MEDIA RELATIONS: Joyce Center Room 112 Notre Dame, IN 46556 Fax: (574) 631-7941
 MEDIA RELATIONS CONTACTS: Bernadette Cafarelli o: (574) 631-8458 c: (574) 532-0249 cafarelli.1@nd.edu
 Sean Carroll o: (574) 631-2664 c: (574) 340-2177 carroll.64@nd.edu

2011-12 Schedule

Date	Day	Opponent	Time/Result
11/1	Tues.	ST. XAVIER (Exhibition) (UND.COM)	W, 90-72
11/7	Mon.	STONEHILL (Exhibition) (UND.COM)	W, 92-70
11/12	Sat.	MISSISSIPPI VALLEY STATE (UND.COM)	W, 80-67
11/14	Mon.	DETROIT^ (ESPNU)	W, 59-53
11/16	Wed.	SAM HOUSTON STATE^ (UND.COM)	W, 74-41
11/18	Fri.	DELAWARE STATE (UND.COM)	W, 93-69
11/21	Mon.	vs. #21/21 Missouri@ (ESPN2)	L, 58-87
11/22	Tues.	vs. Georgia! (ESPNU)	L, 57-61
11/27	Sun.	BRYANT (UND.COM)	W, 84-59
11/30	Wed.	at #19/18 Gonzaga (ESPN2)	L, 53-73
12/4	Sun.	vs. Maryland\$ (MASN/Versus)	L, 71-78
12/8	Thur.	MAINE (ESPN3)	W, 87-78
12/10	Sat.	DARTMOUTH (ESPN3)	W, 65-47
12/17	Sat.	vs. #18/20 Indiana% (ESPN2)	L, 58-69
12/19	Mon.	SACRED HEART (UND.COM)	W, 106-65
12/27	Tues.	#15/13 PITTSBURGH* (ESPN2/ESPN3)	7:00 p.m.
1/4	Wed.	at Cincinnati*	7:00 p.m.
1/7	Sat.	at Louisville* (ESPNU)	4:00 p.m.
1/10	Tues.	USF*	7:00 p.m.
1/14	Sat.	CONNECTICUT* (ESPN2)	11:00 a.m.
1/16	Mon.	at Rutgers* (ESPNU)	9:00 p.m.
1/21	Sat.	SYRACUSE* (ESPN)	6:00 p.m.
1/25	Wed.	at Seton Hall*	8:00 p.m.
1/29	Sun.	at Connecticut*	Noon
2/4	Sat.	MARQUETTE* (CBS)	1:00 p.m.
2/8	Wed.	at West Virginia* (ESPNU)	9:00 p.m.
2/11	Sat.	DEPAUL*	Noon
2/15	Wed.	RUTGERS* (ESPNU)	7:00 p.m.
2/18	Sat.	at Villanova* (ESPNU)	9:00 p.m.
2/22	Wed.	WEST VIRGINIA* (ESPN2)	7:00 p.m.
2/25	Sat.	at St. John's* (ESPN)	Noon
2/27	Mon.	at Georgetown* (ESPN)	7:00 p.m.
3/2	Fri.	PROVIDENCE*	7:00 p.m.

BIG EAST CHAMPIONSHIP

(Madison Square Garden; New York, N.Y.)

3/6	Tues.	First Round	TBD
3/7	Wed.	Second Round	TBD
3/8	Thur.	Quarterfinals	TBD
3/9	Fri.	Semifinals	TBD
3/10	Sat.	Final	TBD

NCAA CHAMPIONSHIP

3/13-14	First Round (Dayton, Ohio)
3/15-18	Second & Third Rounds (various locations)
3/22-25	Regional Rounds (various locations)
3/31	Final Four - Semifinals (New Orleans, La.)
4/2	Final Four - Final (New Orleans, La.)

^ - CBE Classic (Regional Rounds)
 @ - CBE Classic - Kansas City, Mo. (Semifinals)
 ! - CBE Classic - Kansas City, Mo. (Consolation)
 \$ - BB&T Classic - Washington, D.C.
 % - Close the Gap Crossroads Classic - Indianapolis, Ind.
 * - BIG EAST Conference Game
 Home events in **BOLD CAPS**
 All times Eastern

Pittsburgh vs. Notre Dame Dec. 27, 2011 • 7:00 p.m. (ET) Purcell Pavilion at the Joyce Center (9,149) Notre Dame, Ind.



#15/13 PITTSBURGH Panthers

11-2, 0-0 BIG EAST
H: 7-2; A: 2-0; N: 2-0



NOTRE DAME Fighting Irish

8-5, 0-0 BIG EAST
H: 8-0; A: 0-1; N: 0-4

Notre Dame Leads Series 29-27

TV/Internet:

ESPN2/ESPN3
Dave O'Brien (play-by-play)
Bob Knight (analyst)

Radio:

Affiliate listings on Pg. 5
Broadcast on UND.com
Jack Nolan (play-by-play)
Jordan Cornette (analyst)

Live Stats:

GameTracker (UND.com)

Live Blog:

UND.com/blog

IRISH OPEN BIG EAST SLATE AT HOME AGAINST PITTSBURGH

- Notre Dame (8-5) will open its 17th season of BIG EAST Conference play on Tuesday with a home showdown against #15/13 Pittsburgh (11-2). Tip-off is slated for 7:00 p.m. (ET) inside Purcell Pavilion at the Joyce Center.
- The game will be broadcast on ESPN2/ESPN3 with Dave O'Brien (play-by-play) and Bob Knight (analyst) calling the action.
- The Fighting Irish Digital Media radio crew of Jack Nolan (play-by-play) and Jordan Cornette (analyst) will call the action on radio (affiliate listings on Pg. 5) and their broadcast can also be heard on UND.com.
- This will be the 57th meeting all-time between Notre Dame and Pittsburgh. The Irish lead the series, 29-27. Notre Dame has won the last three meetings, including a 56-51 victory last season at then No. 2 Pittsburgh. The Fighting Irish boast a 16-9 home record against the Panthers.
- Notre Dame's current three-game win streak over Pittsburgh is its longest win streak against the Panthers since the Irish joined the BIG EAST Conference in 1995-96. The Fighting Irish are 13-12 against the Panthers since joining the BIG EAST.
- Notre Dame head coach **Mike Brey** is 9-8 all-time against Pittsburgh.
- The Irish concluded non-conference play last Monday with a 106-65 home win over Sacred Heart.
- The Fighting Irish are 62-15 (.805) in December under head coach **Mike Brey**.

STREAKING

- Notre Dame's 27-game home win streak currently is the fourth-longest streak in the country. It is the second-longest win streak inside Purcell Pavilion at the Joyce Center in Irish history. The Fighting Irish won 45 straight at the Joyce Center from March 4, 2006-Jan. 10, 2009.

IRISH ENJOY HOME COOKING IN CONFERENCE PLAY

- Notre Dame has gone 39-5 (.886) at home in BIG EAST play over the last five seasons. That is the best home winning percentage for any BIG EAST school in league play over that time period.

NOTRE DAME PROBABLE STARTING LINEUP

No.	Player	Pos.	Ht.	Wt.	Yr.	PPG	RPG	APG
0	Eric Atkins	G	6-1	182	So.	13.9	2.7	4.0
12	Alex Dragicevich	G	6-7	221	So.	8.3	2.4	1.5
14	Scott Martin	G	6-8	222	Sr.	9.1	4.8	1.2
22	Jerian Grant	G	6-5	195	So.	12.7	3.8	4.4
45	Jack Cooley	F	6-9	248	Jr.	9.5	7.7	0.9

NOTRE DAME 2011-12 ROSTER

No.	Player	Pos	Ht.	Wt.	Yr.	Hometown/High School
0	Eric Atkins	G	6-1	182	So.	Columbia, Md./Mount Saint Joseph
4	Patrick Crowley	G	6-3	190	So.	Los Gatos, Calif./St. Francis
11	Garrick Sherman*	C	6-10	251	Jr.	Kenton, Ohio/Kenton/Michigan State
12	Alex Dragicevich	G	6-7	221	So.	Northbrook, Ill./Glenbrook North
14	Scott Martin	G	6-8	222	Sr.	Valparaiso, Ind./Valparaiso
21	Tim Abromaitis	F	6-8	236	GS	Unionville, Conn./Farmington
22	Jerian Grant	G	6-5	195	So.	Bowie, Md./DeMatha
24	Pat Connaughton	G/F	6-5	206	Fr.	Arlington, Mass./St. John's Prep
25	Tom Knight	F	6-9	250	Jr.	Dixfield, Maine/Dirigo
32	Joey Brooks	G	6-6	220	Jr.	Houston, Texas/Strake Jesuit College Prep
33	Mike Broghammer	F	6-9	265	Jr.	Orono, Minn./Hopkins
45	Jack Cooley	F	6-9	248	Jr.	Glenview, Ill./Glenbrook South

Alphabetical Roster		
21	Tim Abromaitis	GS/F
0	Eric Atkins	So./G
33	Mike Broghammer	Jr./F
32	Joey Brooks	Jr./G
24	Pat Connaughton	Fr./G/F
45	Jack Cooley	Jr./F
4	Patrick Crowley	So./G
12	Alex Dragicevich	So./G
22	Jerian Grant	So./G
25	Tom Knight	Jr./F
14	Scott Martin	Sr./G
11	Garrick Sherman	Jr./C

* - will have to sit out the entire 2011-12 season due to NCAA transfer rules

Head Coach: Mike Brey (George Washington '82)
Assistant Coach: Anthony Solomon (Virginia '87)
Assistant Coach: Rod Balanis (Georgia Tech '93)
Assistant Coach: Martin Ingelsby (Notre Dame '01)
Coordinator of Basketball Operations: Harold Swanagan (Notre Dame '02)
Athletic Trainer: Skip Meyer (Central Connecticut State '74)

Pronunciation Guide

Tim Abromaitis ab-row-MY-tis
 Pat Connaughton CONN-uh-tin
 Jack Cooley COOL-ee
 Mike Broghammer BROGE-hammer
 Alex Dragicevich Drag-ee-vich
 Jerian Grant JARE-in

Series vs. Pittsburgh
Notre Dame Leads 29-27
Home: 16-9, Away: 11-17, Neutral: 2-1

Date	Site	Result
2-19-27	Notre Dame, IN	W, 33-17
2-18-28	Pittsburgh, PA	L, 22-24
2-9-29	Pittsburgh, PA	W, 33-23
1-18-30	Pittsburgh, PA	L, 13-33
2-8-30	Notre Dame, IN	L, 16-25
1-24-31	Notre Dame, IN-ot	L, 20-28
2-7-31	Pittsburgh, PA - ot	L, 32-35
1-23-32	Notre Dame, IN	W, 25-12
2-6-32	Pittsburgh, PA	W, 26-19
1-21-33	Pittsburgh, PA	L, 35-39
2-11-33	Notre Dame, IN	W, 38-31
1-20-34	Pittsburgh, PA	L, 34-39
2-17-34	Notre Dame, IN	L, 17-21
1-19-35	Pittsburgh, PA	L, 22-26
2-16-35	Notre Dame, IN	L, 25-27
1-10-36	Pittsburgh, PA	W, 43-35
2-22-36	Notre Dame, IN	W, 43-27
1-13-37	Pittsburgh, PA	L, 31-34
2-20-37	Notre Dame, IN	W, 29-18
1-19-38	Pittsburgh, PA	W, 51-41
2-5-38	Notre Dame, IN	W, 51-17
1-28-52	Pittsburgh, PA	L, 55-62
2-18-52	Notre Dame, IN	L, 60-62
3-16-57	Lexington, KY*	W, 86-85
1-17-73	Notre Dame, IN-ot	W, 85-76
1-13-75	Pittsburgh, PA (ot)	L, 77-84
1-12-76	Pittsburgh, PA	W, 77-76
1-26-77	Notre Dame, IN	W, 86-68
2-16-83	Pittsburgh, PA	W, 60-54
2-15-84	Notre Dame, IN	L, 59-67
3-23-84	Pittsburgh, PA#	W, 72-64
1-13-96	Pittsburgh, PA	L, 65-75
2-13-96	Notre Dame, IN	W, 77-69
1-29-97	Pittsburgh, PA	L, 64-88
12-6-97	Pittsburgh, PA	W, 73-69
1-6-98	Notre Dame, IN	L, 61-72
1-5-99	Notre Dame, IN	W, 87-64
1-22-00	Notre Dame, IN	W, 81-66
2-6-00	Pittsburgh, PA	L, 66-72
1-16-01	Notre Dame, IN	W, 74-58
2-3-01	Pittsburgh, PA	W, 75-67
3-8-01	New York, NY&	L, 54-66
1-12-02	Pittsburgh, PA	W, 56-53
1-30-02	Notre Dame, IN	W, 89-76
1-6-03	Pittsburgh, PA	L, 55-72
2-9-03	Notre Dame, IN	W, 66-64
1-12-04	Pittsburgh, PA	L, 71-74
2-7-04	Notre Dame, IN	L, 58-66
2-12-05	Pittsburgh, PA	L, 66-68
3-5-05	Notre Dame, IN	L, 77-85
1-4-06	Pittsburgh, PA-2ot	L, 97-100
2-21-08	Notre Dame, IN	W, 82-70
1-31-09	Pittsburgh, PA	L, 80-93
2-24-10	Notre Dame, IN	W, 68-53
3-11-10	New York, NY&	W, 50-45
1-24-11	Pittsburgh, PA	W, 56-51

*-NCAA Tournament (third round)
 #-Postseason NIT
 &-BIG EAST Tournament

• Notre Dame has won 11 straight BIG EAST games inside Purcell Pavilion at the Joyce Center. The Irish went undefeated at home in conference play last season. Notre Dame's last loss at home was a 69-68 setback to St. John's on Feb. 14, 2010.

IRISH IN BIG EAST OPENERS

• Notre Dame is 10-6 all-time in BIG EAST openers and 7-4 under head coach **Mike Brey**. Last season, the Irish captured a 69-55 win over #9/9 Georgetown in the league lid-lifter.
 • Notre Dame has won each of its last five BIG EAST openers. Its last loss in a league opener came at Pittsburgh (100-97 in double overtime) on Jan 4, 2006.
 • This will be the fourth time that Notre Dame has opened BIG EAST play against Pittsburgh. The Irish opened the 1997-98 (W, 73-69), 2002-03 (L, 55-72) and 2005-06 (L, 97-100 2ot) league campaigns against the Panthers.
 • This is the third straight season, and the sixth time overall, in 17 seasons that Notre Dame has begun the conference season at home.
 • Notre Dame BIG EAST opener wins the last five years:
 vs. Louisville (78-62) on Jan. 3, 2007
 vs. West Virginia (69-56) on Jan. 3, 2008
 at DePaul (92-82) on Dec. 31, 2008
 vs. Providence (93-78) on Dec. 30, 2009
 vs. Georgetown (69-55) on Dec. 29, 2010

SHUFFLING THE LINEUP

• Notre Dame has used eight different starting lineups this season (out of 13 games played). No Notre Dame player has started every game this season (*game-by-game starting lineups listed on page 7*). **Jerian Grant** and **Scott Martin** both have a team-high 12 starts this season.
 • Six different Irish players - **Joey Brooks** (Jr./G), **Jack Cooley** (Jr./F), **Tom Knight** (Jr./F), **Jerian Grant** (So./G), **Alex Dragicevich** (So./G) and **Pat Connaughton** (Fr./G-F) - have made their first career start this season.

HITTING THE CENTURY MARK

• Notre Dame scored a season-high 106 points in last Monday's 106-65 win over Sacred Heart. It marked the first time the Irish scored 100-plus points since a 102-62 win over Chicago State on Nov. 17, 2010. It was the largest point total for the Irish since a 108-62 win

Notre Dame's record in 2011-12 when ...

Played at the Purcell Pavilion.....	8-0
Played on the road.....	0-1
Played at a neutral site.....	0-4
BIG EAST Conference record (all games)	0-0
Non-conference record	8-5
Leading at halftime.....	7-0
Trailing at halftime.....	1-5
Tied at halftime.....	0-0
Playing an overtime game.....	0-0
Shoots .500 or better	3-0
Shoots less than .500.....	5-5
Opponents shoots less than .500	7-4
Shoots better than opponent.....	6-1
Shoots worse than opponent.....	1-4
Shoots same as opponent	1-0
Makes more free throws than opponent.....	8-2
Makes less free throws than opponent	0-2
Same number of free throws	0-1
Outrebounded opponents	6-0
Outrebounded by opponent	2-5
Same number of rebounds.....	0-0
Has fewer turnovers than opponent.....	4-2
Has more turnovers than opponent.....	4-3
Has same number of turnovers	0-0
Bench outscores opponent's bench.....	7-1
Outscored by opponent's bench	0-4
Bench points are the same.....	1-0
Plays a ranked opponent.....	0-3
Makes 10 or more three-pointers	3-0
No Notre Dame player fouls out.....	7-2
One Notre Dame player fouls out.....	1-3
Two or more Notre Dame players foul out.....	0-0
Wears White Uniforms	7-1
Wears Blue Uniforms	0-4
Wears Gold Uniforms.....	1-0
Wears Black Uniforms.....	0-0
Plays in an In-Season Tournament.....	2-2
Plays on Television	1-5
Plays in November	5-3
Plays in December	3-2
Plays in January	0-0
Plays in February	0-0
Plays in March.....	0-0
Plays in Day Games.....	2-2
Plays in Night Games	6-3
Plays on Sundays	1-1
Plays on Mondays.....	2-1
Plays on Tuesdays	0-1
Plays on Wednesdays	1-1
Plays on Thursdays.....	1-0
Plays on Fridays.....	1-0
Plays on Saturdays.....	2-1
Final Margin is 5 points or less	0-1
Final Margin is 6-10 points	2-1
Final Margin is 11-20 points	2-1
Final Margin is 20-plus points.....	4-2
Has a player score 20-plus points	5-3
Has a player score 30-plus points	0-0
Scores 59 points or less	1-4
Scores 60-69 points.....	1-0
Scores 70-79 points.....	1-1
Scores 80-89 points.....	3-0
Scores 90-plus points.....	2-0

over Northern Illinois on Dec. 8, 2007. It signified the 14th time during the Mike Brey era that the Irish have scored 100 or more points.

- The 41-point margin of victory against Sacred Heart was Notre Dame's largest since a 46-point win (108-62) over Northern Illinois on Dec. 8, 2007.
- Notre Dame shot a season-best 61.4% (35-57) from the field against Sacred Heart. It marked the first time the Irish shot above 60% from the field since they connected on 60.7% (37-61) of their shots in a 101-69 win over Bucknell on Dec. 22, 2009. The 35 made field goals versus Sacred Heart also were a season-high total for Notre Dame.

SPREADING THE WEALTH

- The Fighting Irish had five players score in double-figures in the win over Sacred Heart. **Jack Cooley** (19), **Jerian Grant** (15), **Eric Atkins** (13), **Joey Brooks** (12) and **Alex Dragicevich** (12) all reached double-digits. That marked the second time this season that the Irish had five double-digit scorers. Notre Dame also had five in double-figures against Bryant on Nov. 27.

PROTECTING THE ROCK

- Notre Dame committed a season-low four turnovers in the victory over Sacred Heart. The Irish also had a season-high 25 assists (on 35 made baskets) versus the Pioneers.
- The Fighting Irish have a 1.50 assist-to-turnover ratio this season.

TOPPING 20

- Six Notre Dame players - **Tim Abromaitis**, **Eric Atkins**, **Pat Connaughton**, **Jack Cooley**, **Jerian Grant** and **Scott Martin** - have scored 20 or more points in a game this season.
- Atkins, Cooley and Grant all have scored 20-plus points a team-best two times this season.

COOLEY COMING TO PLAY

- Since missing the Maryland game on Dec. 4 due to illness, junior forward **Jack Cooley** has averaged 18.8 ppg., 9.0 rpg. and 2.5 bpg. in the past four contests. He is shooting 79.4% (27-34) from the field and 87.5% (21-24) from the free throw line during that stretch.
- Cooley posted a career-high 22 points in back-to-back contests (Maine and Dartmouth) and then deposited 12 points against Indiana and 19 versus Sacred Heart. The four-game double-digit scoring streak is a career-best for Cooley.
- Cooley was 7-for-7 from the field and 5-for-6 from the free throw line against Sacred Heart.
- He has a team-high two double-doubles this season (Delaware State & Maine).
- Against Delaware State, Cooley hauled down a career-high 17 rebounds, which included 10 offensive boards. He became the first Irish player to haul down that many rebounds in a game since Luke Harangody had 17 against Louisville on Feb. 12, 2009.
- Cooley leads the Irish with a 7.7 rpg. average this season.

SUCCESS AT THE STRIPE

- The Irish have made more free throws (230) than their opponents have attempted (197). Notre Dame is 230-319 (.721) from the charity stripe this season.
- Notre Dame made a season-high 27 free throws (on 34 attempts) in the win over Sacred Heart on Dec. 19.

ATKINS ON THE ATTACK

- Sophomore point guard **Eric Atkins** has a team-best 13.9 ppg. average this season. Atkins has scored in double-figures in eight of the 11 games he has played in this season. He missed two games (Sam Houston State & Delaware State) due to illness. He has led Notre Dame in scoring a team-high five times this season.
- Atkins matched a career-high assist total with nine the last time out versus Sacred Heart. He also had nine earlier this season against Bryant (Nov. 27).
- Atkins deposited a career-high 27 points versus Mississippi Valley State in the season opener.
- Atkins is 44-55 (.800) from the free throw line and 17-34 (.500) from three-point range. Both of those are team-best figures this season.

Number of Games Led Irish in This Season/Career
(Career figure in parenthesis)

Tim Abromaitis		Jack Cooley	
Points	1 (17)	Points	2 (3)
Rebounds	2 (16)	Rebounds	8 (9)
Assists	1 (5)	Blocks	7 (17)
Blocks	-- (7)	Steals	2 (4)
Steals	-- (14)		
Eric Atkins		Alex Dragicевич	
Points	5 (7)	Assists	1 (1)
Assists	5 (15)	Blocks	2 (2)
Steals	5 (14)		
Mike Broghammer		Jerian Grant	
Rebounds	1 (1)	Points	3 (3)
Blocks	3 (5)	Rebounds	2 (2)
Steals	1 (2)	Assists	6 (6)
		Steals	5 (5)
		Blocks	1 (1)
Joey Brooks		Tom Knight	
Points	1 (1)	Blocks	1 (1)
Rebounds	1 (2)	Steals	1 (1)
Steals	1 (5)		
Blocks	1 (1)	Scott Martin	
		Points	1 (2)
Pat Connaughton		Rebounds	1 (6)
Points	1 (1)	Assists	1 (2)
Rebounds	1 (1)	Blocks	1 (4)
Blocks	1 (1)	Steals	2 (6)

Number of Games This Season With ...
(Career figure in parenthesis)

Double-Figure Points			
Jerian Grant	10	(10)	
Eric Atkins	8	(15)	
Scott Martin	5	(37, 24 at ND)	
Alex Dragicевич	5	(5)	
Jack Cooley	5	(9)	
Joey Brooks	4	(5)	
Pat Connaughton	4	(4)	
Tim Abromaitis	1	(58)	
30-Plus Points			
Tim Abromaitis	--	(3)	
20-Plus Points			
Jerian Grant	2	(2)	
Eric Atkins	2	(2)	
Jack Cooley	2	(2)	
Scott Martin	1	(2, 2 at ND)	
Pat Connaughton	1	(1)	
Tim Abromaitis	1	(22)	
10-Plus Rebounds			
Jack Cooley	3	(3)	
Jerian Grant	1	(1)	
Tim Abromaitis	--	(4)	
Scott Martin	--	(1, 1 at ND)	
Double-Doubles			
Jack Cooley	2	(2)	
Jerian Grant	1	(1)	
Tim Abromaitis	--	(3)	
Scott Martin	--	(1, 1 at ND)	

Free-Throw Shooting in Final Five Minutes and Overtime This Season:

Tim Abromaitis	0-0 (.000)
Eric Atkins	4-6 (.667)
Mike Broghammer	2-4 (.500)
Joey Brooks	7-10 (.700)
Pat Connaughton	5-6 (.833)
Jack Cooley	3-4 (.750)
Patrick Crowley	0-0 (.000)
Alex Dragicевич	3-4 (.750)
Jerian Grant	3-5 (.600)
Tom Knight	2-2 (1.000)
Scott Martin	4-5 (.800)
Total	33-46 (.717)
Opponents	27-45 (.600)

GRANT HAS ALL-AROUND GAME

- Sophomore guard **Jerian Grant**, who is in his first season playing with the Irish after sitting out all of last season, has team-high totals in points (165), assists (57), steals (16) and minutes played (428). His 18 made three-pointers are tied for the team lead. Grant also boasts a team-best 3.35 assist-to-turnover ratio.
- Grant has scored in double-figures a team-best 10 times this season.
- Grant scored a career-high 20 points against both Georgia (Nov. 22) and Maryland (Dec. 4).
- Grant posted his first career double-double by notching 12 points and a career-high 11 rebounds against Bryant on Nov. 27.

YOUTH MOVEMENT

- Sophomores **Jerian Grant**, **Eric Atkins** and **Alex Dragicевич** along with freshman **Pat Connaughton** have accounted for 55.6% of Notre Dame's scoring this season. They have tallied 525 of the team's 945 points.

DRAGICEVICH DRAINING FROM DEEP

- Sophomore guard **Alex Dragicевич** is tied for the team lead with 18 made three-pointers this season. Dragicевич is 7-15 (.467) from beyond the arc in the last three games. Dragicевич is averaging 12.5 ppg. in the last four games.

GET TO 60

- Notre Dame is 7-1 this season when scoring 60 or more points, while the Irish are 1-4 when scoring less than 60 points. The Fighting Irish are averaging 81.0 ppg. in their eight wins, while they are averaging 59.4 ppg. in the five losses.

CRASHING THE BOARDS

- The Fighting Irish have a +7.9 rebound margin in their eight wins, while they have been out-rebounded by an 11.6 margin in their five setbacks.

KNIGHT TIME

- Junior forward **Tom Knight** scored a career-high nine points last Monday against Sacred Heart. He has established a career-high point total in three of the last four games. Knight matched a then career-high with seven points versus Maine before dropping eight points in the next contest against Dartmouth.

FRESHMAN FIREPOWER

- Freshman **Pat Connaughton** has scored in double-figures four times this season.
- Connaughton's 24 points against Sam Houston State (Nov. 16) were the most for a Notre Dame freshman since Torin Francis had 25 against Arizona in the Sweet 16 of the 2003 NCAA Tournament (March 27, 2003).
- Connaughton's six made three-pointers (on 10 attempts) against Sam Houston State were the most for an Irish freshman since Chris Thomas had six against Connecticut in the semifinals of the 2002 BIG EAST Tournament (March 8, 2002).
- Connaughton's 24 points off the bench in the Sam Houston State game were the most bench points by an Irish player since Chris Quinn netted 25 against Quinnipiac during the 2003-04 campaign (Dec. 23, 2003).

DRAINING FROM DEEP

- Notre Dame has hit 10 or more three-pointers in a game three times this season. The Irish deposited 11 treys against Bryant (Nov. 27) and Delaware State (Nov. 18) and they hit 10 versus Sam Houston State (Nov. 16). The Fighting Irish made 10 or more three-pointers in a game seven times last season.

Dantley To Join Notre Dame Ring of Honor

Former Irish basketball great and U.S. Olympian Adrian Dantley, the 1976 national college basketball player of the year and a member of the Naismith National Basketball Hall of Fame, will become the fourth inductee into the Notre Dame Basketball Ring of Honor on Friday, March 2, 2012. The ceremony will take place during halftime of the Irish's final regular-season home game against Providence at Purcell Pavilion at the Joyce Center. Dantley, who enjoyed a stellar three-year career in an Irish uniform from 1973-76, will join Austin Carr, Luke Harangody and Ruth Riley as a member of Notre Dame's Ring of Honor. Harangody, who played for the Irish from 2006-10, was the school's first inductee in Feb. 2010. Riley (1997-2001), who helped lead the Irish women's basketball program to the national championship in '01, became the second member the Ring of Honor in Nov. 2010, while Austin Carr (1968-71), who still remains the program's career scoring leader with 2,560 points, became the third honoree when he was inducted in Feb. 2011.

Elder Statesman

• **Mike Brey** is in his 12th season along the Irish sidelines. He is the third-longest tenured coach in the BIG EAST, behind only Jim Boeheim of Syracuse and Jim Calhoun of Connecticut. Brey stands sixth all-time in career BIG EAST victories (both regular-season and tournament) with his 119-83 (.589) mark. He is one of eight coaches in BIG EAST history to record 100 conference wins.

What a Run

- The past four seasons has produced the most regular-season BIG EAST victories (46) in school history. The Irish have gone 46-26 in BIG EAST regular-season play over the past four seasons.
- Last season's 27 wins overall (27-7) were the most in the modern era of Fighting Irish basketball. Notre Dame's highest win total ever was 33 (33-7) in 1908-09.
- The 14 regular-season BIG EAST victories in 2010-11 tied the program standard. The Fighting Irish went 14-4 in BIG EAST play in 2007-08.
- Notre Dame's 15 BIG EAST wins (14 regular season, 1 tournament) last season were the most in program history (combined regular season and tournament).

Taking Care Of The Basketball

Under Irish head coach Mike Brey, Notre Dame always has been a team that has had a high number of assists and very few turnovers. Here's a look at the Irish under Brey:

	FGs	Assts	TOs	Asst/Bskt	Asst/TO
2000-01	814	527	434	.647	1.21
2001-02	934	629	435	.673	1.45
2002-03	917	558	446	.609	1.25
2003-04	766	434	329	.567	1.32
2004-05	671	415	341	.618	1.22
2005-06	772	468	364	.606	1.29
2006-07	869	552	414	.635	1.33
2007-08	914	608	429	.665	1.42
2008-09	988	601	343	.608	1.75
2009-10	918	585	362	.637	1.62
2010-11	843	563	364	.668	1.55
2011-12	315	195	130	.619	1.50

Irish Aim For Sixth Straight 20-Win Season

Notre Dame has reached the 20-win mark in each of the last five seasons and eight times in the last 11 seasons under head coach **Mike Brey**. The last time Irish teams reached the 20-win plateau in six straight campaigns was from 1983-89 under head coach Digger Phelps.

Postseason Stretch

Notre Dame has earned appearances in the postseason in each of the last 12 seasons, which marks the longest stretch in school history. The Irish have been to the NCAA Tournament on seven occasions and the National Invitation Tournament (NIT) five times during this current stretch. Under head coach **Mike Brey**, Notre Dame has played in the NCAAs seven times and NIT four times.

107 Years and Strong

The 2011-12 campaign marks the 107th season of basketball at Notre Dame and the 17th season as a member of the BIG EAST Conference. Notre Dame teams have posted an all-time record of 1709-932 for a .647 winning percentage. In 15 seasons as a member of the BIG EAST, the Irish own a 147-125 (.540) record in conference regular-season play.

421 AND COUNTING

• Notre Dame has made at least one three-pointer in 421 straight contests dating back to the 1998-99 campaign. The Fighting Irish have made at least one three pointer during every game of the Mike Brey era. The last time an Irish team failed to hit a three-pointer in a game was in a 101-70 loss to Connecticut at the Hartford Civic Center on Jan. 12, 1999. Notre Dame finished 0-7 from beyond the arc in that contest. In 2008-09, the Irish set a single-season three-point record with 319.

SOLID SCHEDULE

• Eight teams on Notre Dame's 2011-12 schedule are ranked in the latest Associated Press top-25 poll (Dec. 19). Six of the squads - #1 Syracuse, #4 Louisville, #8 Connecticut, #10 Marquette, #15 Pittsburgh and #16 Georgetown - are BIG EAST foes, while the Fighting Irish faced #9 Missouri and #17 Indiana in non-conference action. The Irish will meet ninth-ranked UConn twice during the regular season.

LIGHTS, CAMERA, ACTION

• Notre Dame will have 17 television appearances during the 2011-12 season. The Irish will appear on ESPN's family of networks 16 times in addition to being on CBS once.

DOUBLE-DUTY

• Freshman guard/forward **Pat Connaughton** also is a pitcher on the Fighting Irish baseball team. Connaughton is the 66th Notre Dame student-athlete to compete in both basketball and baseball and the first to do so since Tom Hansen during the 1973-74 academic year.

IRISH CAPTAINS

• **Tim Abromaitis** and **Scott Martin** will captain the Fighting Irish during the 2011-12 season. Abromaitis is the 19th player in program history to serve as a two-time team captain.

2011-12 Notre Dame Men's Basketball on the Radio

Fighting Irish Digital Media (FIDM) will originate the Notre Dame Basketball Radio Network in 2011-2012 with the broadcast teams of Jack Nolan and two former players, LaPhonso Ellis ('92) and Jordan Cornette ('05) bringing basketball fans all the exciting action.

Affiliates: WSBT AM 960 (South Bend, Ind.); WLS AM 890 (Chicago, Ill.); WXNT-AM 1430 in Indianapolis, Ind.; WNUY-FM 100.1 (Fort Wayne, Ind.); WRSW ESPN 1480 AM (Warsaw, Ind); WEFM FM 95.9 (Michigan City, Ind.); WLUV-AM 1520 (Rockford, Ill.); WVIL-FM 101.3 (Jacksonville/Peoria, Ill.); WJLS-AM 560 (Beckley, W.Va); WKKX-AM 1600 (Wheeling, W.Va.); SiriusXM Satellite Radio (129) and worldwide on UND.com.

2011-12 Mike Brey Radio Show

The Mike Brey Radio Show is broadcast live from O'Rourke's Public House just south of the Notre Dame campus on Thursdays at 7:00 p.m. (ET) during the basketball season. Irish fans can join head coach Mike Brey as well as Irish players for an in-depth look inside Notre Dame Basketball. Notre Dame Men's Basketball play-by-play announcer Jack Nolan hosts the show which can be heard live on NewsRadio 960 WSBT-AM in South Bend and worldwide on UND.com. The show can also be heard Friday nights on Sirius XM College Sports Nation Channel 91.

Schedule

Show #1	Thursday, December 1, 2011
Show #2	Thursday, December 15, 2011
Show #3	Thursday, December 29, 2011
Show #4	Thursday, January 12, 2012
Show #5	Thursday, January 19, 2012
Show #6	Thursday, January 26, 2012
Show #7	Thursday, February 2, 2012
Show #8	Thursday, February 9, 2012
Show #9	Thursday, February 16, 2012
Show #10	Thursday, February 23, 2012
Show #11	Thursday, March 1, 2012



2011-12 BIG EAST STANDINGS

(as of games played on Dec. 23)

	BIG EAST Record	Overall Record
Syracuse	0-0	13-0
Louisville	0-0	12-0
Marquette	0-0	11-1
Seton Hall	0-0	11-1
Connecticut	0-0	10-1
Georgetown	0-0	10-1
Pittsburgh	0-0	11-2
Providence	0-0	11-2
Cincinnati	0-0	9-3
DePaul	0-0	9-3
West Virginia	0-0	9-3
NOTRE DAME	0-0	8-5
Rutgers	0-0	7-5
Villanova	0-0	7-5
St. John's	0-0	6-5
USF	0-0	7-6

Players of the Week

Nov. 21	Herb Pope - Sr., F, Seton Hall
Nov. 28	Kris Joseph - Sr., F, Syracuse
Dec. 5	Hollis Thompson - Jr., F, Georgetown
Dec. 12	Darryl Bryant - Sr., G, West Virginia
Dec. 19	Russ Smith - So., G, Louisville

Rookies of the Week

Nov. 21	Jerian Grant - So., G, Notre Dame
Nov. 28	Andre Drummond - Fr., C, Connecticut
Dec. 5	LaDontae Henton - Fr., F, Providence
Dec. 12	LaDontae Henton - Fr., F, Providence
Dec. 19	Andre Drummond - Fr., C, Connecticut

Notre Dame Weekly Honor Roll Honorees

Jack Cooley - Jr., F (Dec. 12)

2011-12 Notre Dame Men's Basketball Press Conferences

(Contact Bernie Cafarelli at (574) 631-7516 or at cafarelli.1@nd.edu for teleconference number information)

Monday, Dec. 26	10:00 a.m. (ET)
Monday, Jan. 2	10:00 a.m. (ET)
Thursday, Jan. 12	10:00 a.m. (ET)
Monday, Jan. 23	10:00 a.m. (ET)
Monday, Feb. 6	10:00 a.m. (ET)
Monday, Feb. 13	10:00 a.m. (ET)
Monday, Feb. 20	10:00 a.m. (ET)
Wednesday, Feb. 29	10:00 a.m. (ET)

* - Note special time

2011-12 BIG EAST Teleconferences

(Contact the BIG EAST Conference at (401) 453-0660 for teleconference number information)

Jan. 5, Jan. 19, Feb. 2 and Feb. 16

11:00 a.m.	Buzz Williams, Marquette
11:08 a.m.	Mike Brey, Notre Dame
11:16 a.m.	Ed Cooley, Providence
11:24 a.m.	Jim Calhoun, Connecticut
11:32 a.m.	Steve Lavin, St. John's
11:40 a.m.	Mick Cronin, Cincinnati
11:48 a.m.	Kevin Willard, Seton Hall
11:56 a.m.	Rick Pitino, Louisville

Jan. 12, Jan. 26, Feb. 9 and Feb. 23

11:00 a.m.	Jay Wright, Villanova
11:08 a.m.	Stan Heath, USF
11:16 a.m.	Bob Huggins, West Virginia
11:24 a.m.	Mike Rice, Rutgers
11:32 a.m.	Oliver Purnell, DePaul
11:40 a.m.	Jamie Dixon, Pittsburgh
11:48 a.m.	Jim Boeheim, Syracuse
11:56 a.m.	John Thompson III, Georgetown

2011-12 BIG EAST Preseason Coaches' Poll

	Pts.
1. Connecticut (7)	209
Syracuse (5)	209
3. Louisville (3)	201
4. Pittsburgh (1)	188
5. Cincinnati	169
6. Marquette	155
7. West Virginia	132
8. Villanova	127
9. NOTRE DAME	114
10. Georgetown	104
11. Rutgers	75
12. St. John's	71
13. Seton Hall	56
14. USF	43
15. Providence	40
16. DePaul	27

First-place votes in parentheses

2011-12 BIG EAST Preseason Awards

PLAYER OF THE YEAR

Ashton Gibbs, Pittsburgh

ROOKIE OF THE YEAR

Andre Drummond, Connecticut

PRESEASON FIRST TEAM

Tim Abromaitis, Notre Dame, F, Gr.

Ashton Gibbs, Pittsburgh, G, Sr.

Jeremy Lamb, Connecticut, G/F, So.

Darius Johnson-Odom, Marquette, G, Sr.

Kris Joseph, Syracuse, F, Sr.

Kevin Jones, West Virginia, F, Sr.

PRESEASON SECOND TEAM

Yancy Gates, Cincinnati, F, Sr.

Alex Oriakhi Connecticut, F/C, Jr.

Peyton Siva, Louisville, G, Jr.

Scoop Jardine, Syracuse, G, Sr.

Maalik Wayns, Villanova, G, Jr.

HONORABLE MENTION

Andre Drummond, Connecticut, C, Fr.

Shabazz Napier, Connecticut, G, So.

Cleveland Melvin, DePaul, F, So.

Jae Crowder, Marquette, F, Sr.

Augustus Gilchrist, USF, F/C, Sr.

National Polls

Associated Press Top 25 (Dec. 19)

- Syracuse**
- Ohio State
- Kentucky
- Louisville**
- North Carolina
- Baylor
- Duke
- Connecticut**
- Missouri**
- Marquette**
- Florida
- Kansas
- Wisconsin
- Xavier
- Pittsburgh**
- Georgetown**
- Indiana**
- Mississippi State
- Michigan State
- Michigan
- UNLV
- Murray State
- Creighton
- Virginia
- Illinois

ESPN/USA Today Coaches Poll (Dec. 19)

- Syracuse**
- Ohio State
- Kentucky
- Louisville**
- Duke
- North Carolina
- Baylor
- Missouri**
- Connecticut**
- Marquette**
- Kansas
- Florida
- Pittsburgh**
- Wisconsin
- Xavier
- Georgetown**
- Mississippi State
- Indiana**
- Michigan
- Michigan State
- Creighton
- Murray State
- UNLV
- Illinois
- Harvard

Bold indicates 2011-12 Irish opponent

2011-12 GAME-BY-GAME STARTING LINEUP

Date	Opponent (Result)	Starting Lineup	# of Times	Record With Lineup
11/12	Mississippi Valley State (W, 80-67)	Atkins-Brooks-Cooley-Grant-Martin ^	1	1-0
11/14	Detroit (W, 59-53)	Atkins-Brooks-Cooley-Grant-Martin	2	2-0
11/16	Sam Houston State (W, 74-41)	Brooks-Cooley-Dragicovich-Grant-Martin ^	1	1-0
11/18	Delaware State (W, 93-69)	Connaughton-Cooley-Dragicovich-Grant-Martin ^	1	1-0
11/21	Missouri (L, 58-87)	Abromaitis-Atkins-Cooley-Grant-Martin ^	1	0-1
11/22	Georgia (L, 57-61)	Abromaitis-Atkins-Cooley-Grant-Martin	2	0-2
11/27	Bryant (W, 84-59)	Atkins-Brooks-Connaughton-Grant-Martin ^	1	1-0
11/30	Gonzaga (L, 53-73)	Atkins-Brooks-Cooley-Grant-Martin	3	2-1
12/4	Maryland (L, 71-78)	Atkins-Brooks-Grant-Knight-Martin ^	1	0-1
12/8	Maine (W, 87-78)	Atkins-Brooks-Grant-Knight-Martin	2	1-1
12/10	Dartmouth (W, 65-47)	Atkins-Connaughton-Cooley-Dragicovich-Knight ^	1	1-0
12/17	Indiana (L, 58-69)	Atkins-Cooley-Dragicovich-Grant-Martin ^	1	0-1
12/19	Sacred Heart (W, 106-65)	Atkins-Cooley-Dragicovich-Grant-Martin	2	1-1

^ - Indicates first time that lineup was used

The Irish have used eight different starting lineups in the first 13 games of the season.

Injuries And Illness Inflicting The Irish

Notre Dame has suffered through a rash of illness and injuries during the early portion of the 2011-12 campaign. Five of Notre Dame's 10 scholarship players already have missed time this season. Here is the breakdown of the games missed:

	Games Missed	Reason
Tim Abromaitis*	11	NCAA Suspension (4 games) Torn ACL (7 games)
Eric Atkins	2	Illness
Joey Brooks	1	Illness
Jack Cooley	1	Illness
Scott Martin	1	Concussion

* - Will miss remainder of season with Torn ACL

Abro Out

- Forward **Tim Abromaitis** suffered a torn anterior cruciate ligament (ACL) in his right knee at a morning team practice on Nov. 25 and will miss the remainder of the 2011-12 campaign. Abromaitis, who is in his fifth season with the Irish, had played in two games (Missouri and Georgia) and was averaging 14.0 points and 7.0 rebounds. He had missed Notre Dame's first four games due to a misunderstanding of a technicality in an NCAA rule governing seasons of competition that dated back to the 2008-09 campaign when he played in the first two exhibitions of his sophomore campaign and then sat out the remainder of that season.
- Abromaitis was selected to the 2011-12 preseason watch lists for both the John R. Wooden Award and the Naismith Trophy. Both awards are presented annually to the national player of the year. He also was named to the six-man preseason All-BIG EAST First Team. In addition, the Irish forward is one of 30 candidates up for the Lowe's Senior CLASS Award.

Instant Impact

Pat Connaughton and **Jerian Grant** became the fifth and sixth Notre Dame rookies to score 20-plus points in a game during the Mike Brey era (12 seasons). Here is the list of Irish freshmen/first-year players who have accomplished the feat in the Brey era:

Player	Season	20+ Games	30+ Games	High
Chris Thomas (G)	2001-02	9	2	32
Torin Francis (F)	2002-03	4	-	25
Luke Harangody (F)	2006-07	3	-	22
Tory Jackson (G)	2006-07	2	-	21
Jerian Grant* (G)	2011-12	2	-	20
Pat Connaughton (G/F)	2011-12	1	-	24

* - A sophomore with rookie status since he did not play during his freshman season in 2010-11.

ALL ABOUT ABRO

IN THE IRISH RECORD BOOK

Three-Point Field Goals Made

1.	Colin Falls	2003-07	331
2.	Chris Thomas	2001-05	302
3.	Matt Carroll	1999-03	301
4.	Kyle McAlarney	2005-09	298
5.	David Graves	1998-02	259
6.	Ryan Hoover	1992-96	248
7.	Chris Quinn	2002-05	239
8.	Ryan Ayers	2005-09	170
9.	Martin Ingelsby	1997-01	167
10.	Tim Abromaitis	2007-11	160
11.	Ben Hansbrough	2009-11	154
12.	Russell Carter	2003-07	139
13.	Luke Zeller	2005-09	107
14.	Tory Jackson	2006-10	103
15.	Pat Garrity	1994-98	100
16.	Antoni Wyché	1995-99	93
17.	Elmer Bennett	1988-92	91
18.	Jordan Cornette	2001-05	74
19.	Joe Fredrick	1986-90	73
20.	Rob Kurz	2004-08	72

Three-Point Field Goals Attempted

1.	Chris Thomas	2001-05	833
2.	Colin Falls	2003-07	826
3.	Matt Carroll	2002-03	762
4.	Kyle McAlarney	2005-09	687
5.	Ryan Hoover	1992-96	680
6.	David Graves	1998-02	630
7.	Chris Quinn	2002-06	573
8.	Ryan Ayers	2005-09	401
9.	Martin Ingelsby	1997-01	394
10.	Tim Abromaitis	2007-11	390
11.	Ben Hansbrough	2009-11	362
12.	Russell Carter	2003-07	342
13.	Antoni Wyché	1995-99	333
14.	Tory Jackson	2006-10	320
15.	Luke Zeller	2005-09	297
16.	Pat Garrity	1994-98	279
17.	Elmer Bennett	1988-92	259
18.	Jordan Cornette	2001-05	245
19.	Troy Murphy	1998-01	191
20.	Pete Miller	1993-97	190

Three-Point Field Goal Percentage

(Min. 120 Attempted)

1.	Joe Fredrick	1986-90	.490
2.	Kyle McAlarney	2005-09	.434
3.	Ben Hansbrough	2009-11	.425
4.	Ryan Ayers	2005-09	.424
	Martin Ingelsby	1997-01	.424
6.	Chris Quinn	2002-06	.417
7.	David Graves	1998-02	.411
8.	Tim Abromaitis	2007-11	.410
9.	Rob Kurz	2004-08	.409
10.	David Rivers	1984-88	.406
	Russell Carter	2003-07	.406
12.	Colin Falls	2003-07	.401
13.	Keith Friel	1996-98	.397
14.	Matt Carroll	1999-03	.395
15.	Jamere Jackson	1987-90	.380
	Jonathan Peoples	2006-10	.377
17.	Kevin Ellery	1988-91	.372
18.	Carl Cozen	1991-94	.370
19.	Ryan Hoover	1993-96	.365
20.	Chris Thomas	2001-05	.363



- 2011-12 Preseason All-BIG EAST First Team
- John R. Wooden Award Preseason Top 50 List (2011-12)
- Naismith Trophy Preseason Watch List (2011-12)
- Lowe's Senior CLASS Award Candidate (2011-12)
- Capital One First Team Academic All-American (2011)
- *ESPN The Magazine* First Team Academic All-American (2010)
- BIG EAST Scholar Athlete of the Year (2010 & 2011)
- BIG EAST Sports Excellence Award (2010 & 2011)
- Third Team All-BIG EAST (2011)
- BIG EAST Honorable Mention (2010)
- Four-Time BIG EAST Weekly Honor Roll Selection
- Four-Time BIG EAST Academic All-Star
- Notre Dame Club of St. Joseph Valley Rockne Student-Athlete Award (2010 & 2011)
- Notre Dame Co-Most Improved Player Award (2010)
- Team Captain (2010-11, 2011-12)
- Old Spice Classic MVP (2010)
- Graduate of Notre Dame's Mendoza College of Business
 - Bachelor's Degree in Finance (2010) - 3.73 GPA
 - MBA (2011)
- 2011 World University Games Participant
 - Started three games and averaged 6.4 ppg and 4.3 rpg.
 - Team USA posted a 7-1 record (fifth-place finish)

HOME SWEET HOME

NCAA Division I Men's Basketball Current Home Win Streaks (as of games played on Dec. 23)

Team	Streak
1. Kentucky	42
2. Duke	41
3. Ohio State	33
4. NOTRE DAME	27
5. Purdue	25
6. North Carolina Temple	24

Home Winning Percentage Leaders Since the Beginning of 2006-07 Season (five-plus seasons) (as of games played on Dec. 23)

Team	Wins	Losses	Percentage
1. Utah State	88	3	96.70
2. Kansas	94	4	95.92
3. BYU	82	5	94.25
4. NOTRE DAME	92	6	93.88
5. Duke	85	6	93.41
6. Pittsburgh	94	7	93.07
7. Xavier	79	6	92.94
8. Wisconsin	88	7	92.63
9. Ohio State	98	8	92.45
10. Purdue	85	7	92.39
11. Memphis	96	8	92.31
12. Michigan State	83	8	91.21
13. Texas	84	9	90.32
14. North Carolina	81	9	90.00
15. Missouri	87	11	88.78
16. San Diego State	77	10	88.51
17. Butler	73	10	87.95
18. Kent State	72	10	87.80
19. Creighton	84	12	87.50
20. South Dakota	69	10	87.34

• Notre Dame currently has a 27-game home win streak, which is the fourth-longest in the nation.

• The Fighting Irish concluded their 2010-11 home slate with a perfect 17-0 mark. It's the third undefeated season at Purcell Pavilion at the Joyce Center in the last five years and the fifth overall for Notre Dame since the building opened at the start of the 1968-69 campaign. The other perfect home seasons occurred in: 1973-74 (15-0), 1985-86 (15-0), 2006-07 (18-0) and 2007-08 (17-0).

• Notre Dame is the only BIG EAST team that did not lose at home in 2010-11.

• Over the course of the last five seasons, Notre Dame is the only school nationally to go undefeated at home in three seasons (Duke and Kansas have done it twice), while its 92-6 record at home for a .939 winning percentage is the sixth best among NCAA Division I schools. The Irish also own the best record among all BIG EAST teams in regular-season conference home games over the same time span with a sterling 39-5 record for an .886 winning percentage.

BIG EAST Home Records in League Play Since the Beginning of 2006-07 Season (five-plus seasons)

Team	Wins	Losses	Percentage
1. NOTRE DAME	39	5	88.64
2. Louisville	38	6	86.36
Pittsburgh	38	6	86.36
4. West Virginia	34	10	77.27
5. Connecticut	33	11	75.00
6. Syracuse	32	12	72.73
Marquette	32	12	72.73
8. Georgetown	31	13	70.45
9. Villanova	30	14	68.18
10. St. John's	24	20	54.55
11. Cincinnati	23	21	52.27
12. Seton Hall	22	22	50.00
Providence	22	22	50.00
14. USF	16	28	36.36
15. Rutgers	12	32	27.27
16. DePaul	11	33	25.00

IRISH ENJOYING SUCCESSFUL RUN IN LEAGUE PLAY

BIG EAST Records Since the Beginning of 2006-07 Season (five-plus seasons)

(as of games played on Dec. 23)

	Overall				BIG EAST		
	Wins	Losses	Percentage		Wins	Losses	Percentage
1. Pittsburgh	150	40	.789	1. Pittsburgh	65	23	.739
2. Syracuse	143	48	.749	Louisville	65	23	.739
3. Louisville	139	48	.743	3. NOTRE DAME	57	31	.648
4. West Virginia	137	54	.717	Syracuse	57	31	.648
5. Georgetown	128	51	.715	5. Georgetown	55	33	.625
6. Connecticut	132	54	.710	6. West Virginia	54	34	.614
7. NOTRE DAME	128	55	.699	7. Villanova	53	35	.602
8. Marquette	129	57	.694	Marquette	53	35	.602
9. Villanova	127	57	.690	9. Connecticut	50	38	.568
10. Cincinnati	96	80	.545	10. St. John's	36	42	.462
11. Seton Hall	90	78	.536	11. Cincinnati	36	52	.409
12. Providence	90	81	.526	12. Seton Hall	34	54	.386
13. St. John's	87	85	.506	13. Providence	32	56	.364
14. USF	70	101	.409	14. USF	22	66	.250
15. Rutgers	68	100	.405	15. Rutgers	18	70	.205
16. DePaul	64	107	.374	16. DePaul	17	71	.193

Last Notre Dame Win/Loss Versus Ranked Opponent in Associated Press Poll

	<u>Date</u>	<u>Opponent (Location)</u>	<u>Score</u>				
Win vs. #1	2-1-87	North Carolina (H)	60-58	Win vs. #20	1-15-98	West Virginia (A)	74-72
Loss vs. #1	11-26-08	(8) North Carolina (LC)!	87-102	Loss vs. #20	1-12-09	(12) Louisville (A)	73-87
Win vs. #2	1-24-11	(15) Pittsburgh (A)	56-51	Win vs. #21	1-9-07	(22) West Virginia (H)	61-58
Loss vs. #2	2-28-09	Connecticut (A)	65-72	Loss vs. #21	11-21-11	Missouri (KC)	58-87
Win vs. #3	3-3-90	Missouri (H)	98-67	Win vs. #22	12-7-05	Alabama (A)	78-71
Loss vs. #3	1-27-10	Villanova (A)	90-72	Loss vs. #22	3-16-07	Winthrop (SA)\$	64-74
Win vs. #4	12-7-06	Alabama (H)	99-85	Win vs. #23	12-3-06	Maryland (VC)@	81-74
Loss vs. #4	2-7-04	Pittsburgh (H)	58-66	Loss vs. #23	3-8-06	Georgetown (MSG)*	63-67
Win vs. #5	2-12-09	Louisville (H)	90-57	Win vs. #24	NA		
Loss vs. #5	1-1-11	(15) Syracuse (A)	58-70	Loss vs. #24	3-5-05	Pittsburgh (H)	77-85
Win vs. #6	11-25-08	(8) Texas (LC)!	81-80	Win vs. #25	3-10-11	(4) Cincinnati (MSG)*	89-51
Loss vs. #6	1-6-03	(5) Pittsburgh (A)	55-72	Loss vs. #25	3-13-08	Marquette (MSG)*	79-89
Win vs. #7	2-2-82	San Francisco (H)	75-66	<i>Event/Location Notes</i>			
Loss vs. #7	3-12-10	West Virginia (MSG)*	51-53	\$ - NCAA Tournament			
Win vs. #8	1-4-11	(14) Connecticut (H)	73-70	* - BIG EAST Tournament			
Loss vs. #8	1-17-09	(12) Syracuse (A)	74-93	! - Maui Invitational			
Win vs. #9	12-29-10	(15) Georgetown (H)	69-55	^ - SEC/BIG EAST Invitational			
Loss vs. #9	3-9-07	(20) Georgetown (MSG)*	82-84	@ - BB&T Classic			
Win vs. #10	2-21-01	(18) Boston College (H)	76-75	(H) - Home			
Loss vs. #10	1-2-10	Connecticut (A)	70-82	(A) - Away			
Win vs. #11	2-27-10	Georgetown (A)	78-64	(LC) - Lahaina Civic Center (Maui)			
Loss vs. #11	3-2-09	Villanova (H)	60-77	(MCI) - MCI Center (Washington, D.C.)			
Win vs. #12	2-24-10	Pittsburgh (H)	68-53	(MSG) - Madison Square Garden (New York, N.Y.)			
Loss vs. #12	3-4-03	Syracuse (A)	88-92	(KC) - Kansas City, Mo.			
Win vs. #13	12-2-02	Marquette (H)	92-71	(D) - Dayton, Ohio			
Loss vs. #13	2-28-08	(17) Louisville (A)	85-90	(BFC) - Big Four Classic (Indianapolis, Ind.)			
Win vs. #14	12-5-87	Louisville (BFC)	69-54	(FH) - Freedom Hall (Louisville, Ky.)			
Loss vs. #14	3-11-11	(4) Louisville (MSG)* (ot)	77-83	(PC) - Pepsi Center (Denver, Colo.)			
Win vs. #15	1-21-98	Syracuse (H)	83-63	(SA) - Spokane Arena (Spokane, Wash.)			
Loss vs. #15	2-7-09	UCLA (A)	63-89	(VC) - Verizon Center (Washington, D.C.)			
Win vs. #16	3-5-11	(8) Connecticut (A)	70-67	(CC) - Crossroads Classic (Indianapolis, Ind.)			
Loss vs. #16	1-18-03	(10) Kentucky (A)	73-88	<i>Note - Number before opponent indicates Notre Dame's AP ranking at the time of the game</i>			
Win vs. #17	3-7-70	(15) Ohio U. (D)\$	112-82	<i>Bold italics</i> indicates result from this season			
Loss vs. #17	12-8-10	(23) Kentucky (FH)^	58-72				
Win vs. #18	1-26-08	Villanova (A)	90-80				
Loss vs. #18	12-17-11	Indiana (CC)	58-69				
Win vs. #19	2-28-11	(8) Villanova (H)	93-72				
Loss vs. #19	11-30-11	Gonzaga (A)	53-73				

THE MIKE BREY FILE

2011 AP, Basketball Times & Henry Iba Coach of the Year

2007, 2008 & 2011 BIG EAST Coach of the Year

Third Longest Tenured Coach in BIG EAST

Record at Notre Dame: 246-125 (.663)

Overall Record: 345-177 (.661)

WHAT HIS TEAMS HAVE DONE:

9 NCAA Tournament Appearances

14 Total Postseason Appearances (5 NIT)

3 BIG EAST Players of the Year

(Troy Murphy '01 / Luke Harangody '08 / Ben Hansbrough '11)

10 First-Team All-BIG EAST Honorees



IRISH UNDER MIKE BREY:

IN OVERTIME GAMES: 7-8

at Georgetown (2/9/02)	W	116-111 (4 OT)
at Boston College (1/25/03)	W	101-96
vs. Georgetown (2/1/03)	W	93-92 (2OT)
at Pittsburgh (1/4/06)	L	97-100 (2OT)
vs. Georgetown (1/24/06)	L	82-85 (2OT)
at Louisville (2/4/06)	L	86-89
at Connecticut (2/21/06)	L	74-75
at Michigan (3/20/06)	L	84-87 (2OT)
vs. Providence (1/31/08)	W	81-74
at Louisville (1/12/09)	L	73-87
at Louisville (2/17/10)	L	89-91 (2OT)
at Marquette (3/6/10)	W	63-60
vs. Georgia (11/25/10)	W	89-83 (2OT)
vs. Louisville (2/9/11)	W	89-79
vs. Louisville (3/11/11)	L	77-83

IN GAMES DECIDED BY...

1 point.....	12-11
2 points.....	6-11
3 points.....	16-16
4 points.....	4-7
5 points.....	7-7
6 points.....	12-6
7 points.....	17-8
8 points.....	6-10
9 points.....	8-4
10 points.....	13-6
11-15 points.....	49-25
16-20 points.....	28-10
21-30 points.....	31-4
31-40 points.....	26-0
41-50 points.....	11-0
50+points.....	0-0
Total.....	246-125

ON THE ROAD...

	Away	Neutral	Overall
2011-12	0-1	0-4	0-5
2010-11	5-4	5-3	10-7
2009-10	3-6	3-3	6-9
2008-09	3-8	3-4	6-12
2007-08	5-4	3-4	8-8
2006-07	3-5	3-3	6-8
2005-06	4-7	0-2	4-9
2004-05	4-6	0-1	4-7
2003-04	6-5	2-1	8-6
2002-03	4-5	6-3	10-8
2001-02	8-4	5-3	13-7
2000-01	6-4	2-2	8-6
Totals	51-59	32-33	83-92
	(.464)	(.492)	(.474)

VS. RANKED OPPONENTS:

2011-12.....	0-3
2010-11.....	8-3
2009-10.....	4-4
2008-09.....	3-9
2007-08.....	2-6
2006-07.....	4-2
2005-06.....	1-7
2004-05.....	2-5
2003-04.....	2-8
2002-03.....	5-6
2001-02.....	3-6
2000-01.....	4-3
Totals.....	38-62
	(.380)

NOTRE DAME SEASON-BY-SEASON UNDER BREY:

	Overall	BIG EAST (regular season)
2000-01	20-10	11-5 (1st place-West Division)
2001-02	22-11	10-6 (2nd place-West Division)
2002-03	24-10	10-6 (t-3rd place-West Division)
2003-04	19-13	9-7 (7th place)
2004-05	17-12	9-7 (6th place)
2005-06	16-14	6-10 (t-11th place)
2006-07	24-8	11-5 (4th place)
2007-08	25-8	14-4 (t-2nd place)
2008-09	21-15	8-10 (t-9th place)
2009-10	23-12	10-8 (t-7th place)
2010-11	27-7	14-4 (2nd place)
2011-12	8-5	0-0
	246-125 (.663)	112-72 (.609)

MIKE BREY IN THE BIG EAST RANKINGS:

BIG EAST Coaching Percentage

Regular Season and BIG EAST Tournament

	W-L	Pct.	Yrs.	Tour.	Pct.
1. Jamie Dixon, Pittsburgh	109-45	.708	8	11-7	.611
2. John Thompson, Georgetown	231-123	.653	20	33-13	.717
3. Steve Lavin, St. John's	13-7	.650	1	1-1	.500
4. Jim Boeheim, Syracuse	384-211	.645	32	46-27	.630
5. Jim Calhoun, Connecticut	303-172	.638	25	33-18	.647
6. Lou Carnesecca, St. John's	139-80	.635	13	12-11	.522
7. Bob Huggins, West Virginia	52-30	.634	4	7-3	.700
8. Rick Pitino, Providence/Louisville	95-55	.633	8	7-7	.500
9. John Thompson III, Georgetown	84-53	.613	7	11-6	.647
9. Mike Jarvis, St. John's	57-36	.613	5	7-4	.636
11. Tom Crean, Marquette	34-22	.607	3	3-3	.500
12. Buzz Williams, Marquette	37-25	.597	3	5-3	.625
12. Ben Howland, Pittsburgh	43-29	.597	4	8-3	.727
14. Mike Brey, Notre Dame	119-83	.589	11	7-11	.388
15. Jay Wright, Villanova	107-79	.576	10	8-10	.444

BIG EAST Coaching Wins

Regular Season and BIG EAST Tournament

	W-L	Pct.	Yrs.	Tour.	Pct.
1. Jim Boeheim, Syracuse	384-211	.645	32	46-27	.630
2. Jim Calhoun, Connecticut	303-172	.638	25	33-18	.647
3. John Thompson, Georgetown	231-123	.653	20	33-13	.717
4. Lou Carnesecca, St. John's	139-80	.635	13	12-11	.522
5. Rollie Massimino, Villanova	123-92	.572	12	13-12	.520
6. Mike Brey, Notre Dame	119-83	.589	11	7-11	.388
7. Jamie Dixon, Pittsburgh	109-45	.708	8	11-7	.611
8. Jay Wright, Villanova	107-79	.576	10	8-10	.444
9. Steve Lappas, Villanova	97-79	.551	9	10-8	.556
10. Rick Pitino, Providence/Louisville	95-55	.633	8	7-7	.500

Bold indicates active BIG EAST head coach

Notre Dame Highs and Lows Under Mike Brey

Notre Dame – Team Game Highs (1st Half)

Points 62 vs. Loyola-Chicago (11/22/00)
 62 vs. Georgia Southern (11/12/10)*
 Field Goals Made 24 vs. IPFW (11/10/06)*
 24 vs. Syracuse (1/30/07)
 Field Goals Attempted 43 vs. New Hampshire (11/16/01)*
 43 vs. Syracuse (1/30/07)
 Field Goal Percentage 75.0% (18-24) vs. West Virginia (1/9/10)*
 3 PT Field Goals Made 14 vs. South Dakota (12/2/08)*
 3 PT Field Goals Attempted 23 vs. South Dakota (12/2/08)*
 3 PT Field Goals Percentage ..85.7% (6-7) vs. West Virginia (1/9/10)*
 Free Throws Made 18 vs. Liberty (11/22/09)*
 18 vs. Maine (11/22/10)*
 Free Throws Attempted 24 vs. Liberty (11/22/09)*
 Free Throw Percentage..... 100.0% on 19 occasions
 Total Rebounds..... 32 vs. Chicago State (11/17/10)*
 Offensive Rebounds 15 vs. Savannah State (12/2/08)*
 Defensive Rebounds 24 vs. Northern Illinois (12/8/07)*
 Assists..... 19 vs. Canisius (12/19/00)*
 Steals..... 12 vs. New Hampshire (11/16/01)*
 Blocked Shots..... 13 vs. Belmont (11/17/02)*
 Turnovers..... 14 vs. Monmouth (11/16/07)
 14 vs. St. John's (1/16/11)
 Fouls..... 13 vs. St. John's (1/16/11)

Notre Dame – Team Game Highs (2nd Half)

Points 68 vs. Georgetown (4OT) (2/9/02)
 Field Goals Made 24 vs. Pittsburgh (1/4/06)
 Field Goals Attempted 63 vs. Georgetown (4OT) (2/9/02)
 Field Goal Percentage..... 72.0% vs. Lafayette (11/14/06)
 3 PT Field Goals Made 11 vs. St. John's (3/6/04)
 11 vs. North Carolina (11/26/08)
 3 PT Field Goals Attempted 24 vs. Pittsburgh (1/4/06)
 3 PT Field Goals Percentage . 75.0% (6-8) vs. Connecticut (2/21/05)
 Free Throws Made 27 vs. Seton Hall (2/18/06)
 Free Throws Attempted 32 vs. California (11/26/10)
 Free Throw Percentage..... 100.0% on seven occasions
 Total Rebounds..... 34 vs. Seton Hall (1/8/01)
 Offensive Rebounds 15 vs. Army (12/19/04)*
 Defensive Rebounds 25 vs. Sacred Heart (11/18/00)*
 Assists..... 16 vs. Army (12/19/04)*
 16 vs. Maine (11/22/10)*
 Steals..... 14 vs. New Hampshire (11/16/01)*
 Blocked Shots..... 6 on three occasions
 Turnovers..... 13 vs. Niagara (12/21/05)*
 13 vs. Marquette (1/12/08)
 Fouls..... 26 vs. Pittsburgh (1/4/06)

Notre Dame – Team Game Highs (Total)

Points 116 vs. Georgetown (4OT) (2/9/02)
 Field Goals Made 42 vs. Canisius (12/19/00)*
 Field Goals Attempted 94 vs. Georgetown (4OT) (2/9/02)
 Field Goal Percentage..... 66.7% (34-51) vs. Pittsburgh (1/30/02)*
 3 PT Field Goals Made 20 vs. Villanova (2/28/11)*#
 3 PT Field Goals Attempted 44 vs. Canisius (12/22/00)
 3 PT Field Goals Percentage 72.7% (16-22) vs. Loyola Chicago
 (11/22/00)*#
 Free Throws Made 33 vs. Seton Hall (2/18/06)
 Free Throws Attempted 45 vs. Columbia (12/23/05)*
 Free Throw Percentage..... 100% (5-5) vs. Illinois (3/22/03)
 100% (19-19) vs. Villanova (1/8/05)*#
 Total Rebounds..... 64 vs. Georgetown (4OT) (2/9/02)
 Offensive Rebounds 24 vs. Seton Hall (1/8/01)
 Defensive Rebounds 41 vs. Northern Illinois (12/8/07)*
 Assists..... 32 vs. Canisius (12/19/00)*#
 Steals..... 26 vs. New Hampshire (11/16/01)*#
 Blocked Shots..... 19 vs. Belmont (12/17/02)*#
 Turnovers..... 24 vs. Marquette (1/12/08)
 Fouls..... 32 vs. Pittsburgh (1/4/06)

Notre Dame – Team Game Lows (1st Half)

Points 17 vs. Connecticut (3/3/10)*
 Field Goals Made 4 vs. St. John's (1/16/11)
 4 vs. Indiana (12/17/11)
 Field Goals Attempted 14 vs. St. John's (1/16/11)
 Field Goal Percentage..... 18.8% (6-32) vs. Connecticut (2/21/04)
 3 PT Field Goals Made 0 four occasions
 3 PT Field Goals Attempted 4 vs. St. Louis (11/28/09)
 3 PT Field Goals Percentage 0.0% on four occasions
 Free Throws Made 0 on ten occasions
 Free Throws Attempted 0 on seven occasions
 Free Throw Percentage..... 0.0% on ten occasions
 Total Rebounds..... 9 vs. UCF (12/6/09)*
 9 vs. Pittsburgh (3/11/10)
 Offensive Rebounds 0 vs. West Virginia (1/9/10)*
 Defensive Rebounds 6 vs. Louisville (2/17/10)
 Assists..... 1 vs. Villanova (1/27/07)*
 Steals..... 0 on eight occasions
 Blocked Shots..... 0 on 35 occasions
 Turnovers..... 0 vs. DePaul (1/23/10)*
 Fouls..... 0 vs. Samford (12/30/04)*

Notre Dame – Team Game Lows (2nd Half)

Points 18 vs. Pittsburgh (3/11/10)
 Field Goals Made 5 vs. West Virginia (1/9/10)*
 5 vs. Pittsburgh (3/11/10)
 Field Goals Attempted 13 vs. Pittsburgh (3/11/10)
 Field Goal Percentage..... 21.4% (6-28) vs. Harvard (11/19/04)*
 3 PT Field Goals Made 0 on five occasions
 3 PT Field Goals Attempted 2 vs. Rutgers (2/6/11)*
 3 PT Field Goals Percentage 0.0% on three occasions
 Free Throws Made 0 vs. Pittsburgh (1/12/04)
 0 vs. Indiana (11/24/08)
 0 vs. Old Dominion (3/18/10)
 Free Throws Attempted 0 vs. Indiana (11/24/08)
 0 vs. Old Dominion (3/18/10)
 Free Throw Percentage..... 0.0% on four occasions
 Total Rebounds..... 7 vs. Rutgers (3/1/03)
 Offensive Rebounds 2 on six occasions
 Defensive Rebounds 4 vs. Rutgers (3/1/03)
 Assists..... 0 vs. Harvard (11/19/04)
 Steals..... 0 on 12 occasions
 Blocked Shots..... 0 on 30 occasions
 Turnovers..... 0 vs. West Virginia (3/10/04)
 0 vs. Cincinnati (3/10/11)
 Fouls..... 3 on three occasions

Notre Dame – Team Game Lows (Total)

Points 41 vs. Washington State (3/22/08)
 Field Goals Made 13 vs. Rutgers (3/1/03)
 13 vs. Washington State (3/22/08)
 Field Goals Attempted 34 vs. Pittsburgh (3/11/10)
 Field Goal Percentage 24.5% (13-53) vs. Washington State (3/22/08)
 3 PT Field Goals Made 1 vs. Pittsburgh (2/3/01)
 1 vs. California (11/26/10)
 3 PT Field Goals Attempted 8 vs. Pittsburgh (2/3/01)
 3 PT Field Goals Percentage 5.0% (1-20) vs. California(11/26/10)
 Free Throws Made 1 vs. Connecticut (2/28/09)
 Free Throws Attempted 3 vs. Old Dominion (3/18/10)
 Free Throw Percentage..... 20.0% (1-5) vs. Connecticut (2/28/09)
 Total Rebounds..... 21 vs. Rutgers (3/1/03)
 Offensive Rebounds 3 vs. DePaul (12/14/02)*
 3 vs. Sam Houston State (11/16/11)*
 Defensive Rebounds 14 vs. DePaul (12/11/04)*
 Assists..... 6 vs. Mississippi (3/18/01)
 6 vs. Gonzaga (11/30/11)
 Steals..... 1 on five occasions
 Blocked Shots..... 0 on seven occasions
 Turnovers..... 2 vs. DePaul (1/23/10)*
 Fouls..... 6 on three occasions

* Indicates game played at the Purcell Pavilion, Notre Dame, Ind.
 # Indicates school record

Opponent Highs and Lows Under Mike Brey

Opponent – Team Game Highs (1st Half)

Points	53, Arizona (3/27/03)
Field Goals Made	23, Arizona (3/27/03)
Field Goals Attempted	44, Georgetown (3/4/01)*
Field Goal Percentage	63.3% (19-30), Missouri (11/21/11)
3 PT Field Goals Made	9, Syracuse (1/11/06)*
	9, Lehigh (11/27/06)*
3 PT Field Goals Attempted	19, Syracuse (1/11/06)*
3 PT Field Goal Percentage	81.8% (9-11), Lehigh (11/26/06)*
Free Throws Made	14, Sacred Heart (11/18/00)*
Free Throws Attempted	19, Sacred Heart (11/18/00)*
Free Throw Percentage	100.0%, on 26 occasions
Total Rebounds	33, Connecticut (2/21/04)
Offensive Rebounds	16, Northern Illinois (11/24/03)*
Defensive Rebounds	21, on six occasions
Assists	15, Seton Hall (2/11/10)
Steals	9, Miami (Fla.) (2/23/02)
	9, Marquette (1/12/08)
Blocked Shots	10, Connecticut (2/21/04)
Turnovers	16, Loyola (Chicago) (11/22/00)*
Fouls	16, on four occasions

Opponent – Team Game Highs (2nd Half)

Points	68, Georgetown (4 OT) (2/9/02)
Field Goals Made	21, Syracuse (2/24/08)*
Field Goals Attempted	49, Syracuse (2/24/08)*
Field Goal Percentage	68.2% (15-22), American (12/21/03)*
3 PT Field Goals Made	9, on three occasions
3 PT Field Goals Attempted	22, Tennessee Tech (12/17/00)*
3 PT Field Goal Percentage	100.0% (3-3), Seton Hall (2/5/03)
	100.0% (3-3), Indiana (12/17/11)
Free Throws Made	24, Pittsburgh (2 OT) (1/4/06)
Free Throws Attempted	39, Pittsburgh (2 OT) (1/4/06)
Free Throw Percentage	100.0% on 11 occasions
Total Rebounds	38, Georgetown (4 OT) (2/9/02)
Offensive Rebounds	16, Syracuse (2/24/08)*
Defensive Rebounds	27, Georgetown (4 OT) (2/9/02)
Assists	19, Pittsburgh (2 OT) (1/4/06)
Steals	9, on two occasions
Blocked Shots	11, Georgetown (4 OT) (2/9/02)
Turnovers	15, New Hampshire (11/16/01)*
Fouls	20, Seton Hall (2/18/06)
	20, Rutgers (2/6/11)

Opponent – Team Game Highs (Total)

Points	111, Georgetown (4 OT) (2/9/02)
Field Goals Made	41, Syracuse (3/4/03)*
Field Goals Attempted	82, Syracuse (2/24/08)*
Field Goal Percentage	63.0% (29-46), American (12/21/03)*
3 PT Field Goals Made	14, Texas (12/7/02)
	14, Lehigh (11/27/06)*
3 PT Field Goals Attempted	37, West Virginia (1/9/10)*
3 PT Field Goal Percentage	73.7% (14-19), Lehigh (11/27/06)*
Free Throws Made	35, Louisville (2OT) (2/17/10)
Free Throws Attempted	46, Pittsburgh (2 OT) (1/4/06)
Free Throw Percentage (min. 8 att.)	100%, on four occasions
Total Rebounds	59, Connecticut (2/21/04)
Offensive Rebounds	27, Loyola (Chicago) (11/22/00)*
Defensive Rebounds	42, Connecticut (1/24/09)*
Assists	30, Pittsburgh (2 OT) (1/4/06)
Steals	13, Niagara (12/21/05)*
Blocked Shots	19, Connecticut (OT) (2/21/06)
Turnovers	30, New Hampshire (11/16/01)*
Fouls	31, Columbia (12/23/05)*

Opponent – Team Game Lows (1st Half)

Points	5, California (11/26/10)
Field Goals Made	2, California (11/26/10)
Field Goals Attempted	18, Georgetown (2/27/10)
Field Goal Percentage	8.0% (2-25), California (11/26/10)
3 PT Field Goals Made	0, on 13 occasions
3 PT Field Goals Attempted	2, Georgetown (2/9/02)
3 PT Field Goal Percentage	0.0%, on 13 occasions
Free Throws Made	0, on 30 occasions
Free Throws Attempted	0, on 16 occasions
Free Throw Percentage	0.0%, on 30 occasions
Total Rebounds	7, Georgetown (2/27/10)
	7, Maine (11/22/10)*
Offensive Rebounds	0, Lafayette (11/14/06)
Defensive Rebounds	5, on three occasions
Assists	1, California (11/26/10)
Steals	0, on 15 occasions
Blocked Shots	0, on 41 occasions
Turnovers	1, on six occasions
Fouls	1, Pittsburgh (2/12/05)
	1, DePaul (12/31/08)
	1, West Virginia (3/12/10)

Opponent – Team Game Lows (2nd Half)

Points	8, Monmouth (11/16/07)
Field Goals Made	3, Monmouth (11/16/07)
Field Goals Attempted	19, Old Dominion (3/18/10)
Field Goal Percentage	13.0% (3-23), Monmouth (11/16/07)
3 PT Field Goals Made	0, on 12 occasions
3 PT Field Goals Attempted	3, on eight occasions
3 PT Field Goal Percentage	0.0% on 12 occasions
Free Throws Made	0, on three occasions
Free Throws Attempted	1, on three occasions
Free Throw Percentage	0.0%, on three occasions
Total Rebounds	6, Marquette (3/6/10)
Offensive Rebounds	0, Kentucky (3/25/09)*
	0, Marquette (3/6/10)
Defensive Rebounds	3, Virginia Tech (2/22/03)*
	3, Marquette (1/22/11)*
Assists	1, UAB (3/17/09)*
	1, Pittsburgh (3/11/10)
Steals	0, on eight occasions
Blocked Shots	0, on 29 occasions
Turnovers	0, West Virginia (3/10/04)
	0, Pittsburgh (1/31/09)
Fouls	4, on four occasions

Opponent – Team Game Lows (Total)

Points	33, Monmouth (11/16/07)
Field Goals Made	12, Bucknell (11/22/02)*
Field Goals Attempted	35, Rutgers (3/1/03)
Field Goal Percentage	21.1% (12-57), Bucknell (11/22/02)*
3 PT Field Goals Made	1, on five occasions
3 PT Field Goals Attempted	7, Seton Hall (2/5/03)
	7, Indiana (12/17/11)
3 PT Field Goal Percentage	5.9% (1-17), Cincinnati (11/24/00)
Free Throws Made	0, Charleston Southern (11/26/04)*
Free Throws Attempted	0, Charleston Southern (11/26/04)*
Free Throw Percentage	0.0% (0-0), Charleston Southern (11/26/04)*
Total Rebounds	19, Winston-Salem St. (11/29/06)*
Offensive Rebounds	3, Army (12/19/04)*
	3, West Virginia (2/1/06)
Defensive Rebounds	12, Georgetown (2/27/10)
	12, Marquette (1/22/11)*
Assists	5, Bucknell (11/22/02)*
Steals	1, on five occasions
Blocked Shots	0, on 12 occasions
Turnovers	3, Marquette (1/26/09)*
	3, Connecticut (3/5/11)
Fouls	7, Connecticut (1/24/09)*
	7, Connecticut (2/28/09)

* - Indicates games played at Purcell Pavilion (Notre Dame, Ind.)

Notre Dame Highs and Lows in a BIG EAST Game

Notre Dame – BIG EAST Team Game Highs (1st Half)

Points	61 vs. Syracuse (1/30/07)
Field Goals Made	24 vs. Syracuse (1/30/07)
Field Goals Attempted	43 vs. Syracuse (1/30/07)
Field Goal Percentage	75.0% (18-24) vs. West Virginia (1/9/10)*
3 PT Field Goals Made	11, on three occasions
3 PT Field Goals Attempted	22 vs. Pittsburgh (1/31/09)
3 PT Field Goals Percentage	85.7% (6-7) vs. West Virginia (1/9/10)*
Free Throws Made	13 vs. Seton Hall (2/11/10)
Free Throws Attempted	19 vs. Villanova (1/27/10)
Free Throw Percentage	100.0% on 12 occasions
Total Rebounds	29 vs. Connecticut (1/5/08)
Offensive Rebounds	14 vs. Providence (2/19/05)
Defensive Rebounds	23 vs. Louisville (2/12/09)*
Assists	17 vs. West Virginia (1/9/10)*
Steals	7 on four occasions
Blocked Shots	7 vs. Connecticut (2/9/04)* 7 vs. West Virginia (1/19/05)
Turnovers	14 vs. St. John's (1/16/11)
Fouls	13 vs. St. John's (1/16/11)

Notre Dame – BIG EAST Team Game Highs (2nd Half)

Points	68 vs. Georgetown (4OT) (2/9/02)
Field Goals Made	24 vs. Pittsburgh (1/4/06)
Field Goals Attempted	63 vs. Georgetown (4OT) (2/9/02)
Field Goal Percentage	71.4% vs. Georgetown (2/27/10)
3 PT Field Goals Made	11 vs. St. John's (3/6/04)
3 PT Field Goals Attempted	24 vs. Pittsburgh (1/4/06)
3 PT Field Goals Percentage	71.4% (6-8) vs. Connecticut (2/21/05)
Free Throws Made	27 vs. Seton Hall (2/18/06)
Free Throws Attempted	30 vs. Rutgers (2/6/11)*
Free Throw Percentage	100.0% on three occasions
Total Rebounds	34 vs. Seton Hall (1/8/01)
Offensive Rebounds	18 vs. Seton Hall (1/8/01)
Defensive Rebounds	27 vs. Georgetown (3/4/04)*
Assists	14 vs. Cincinnati (1/15/08)*
Steals	6 vs. Villanova (1/17/07)
Blocked Shots	5 vs. Georgetown (2/27/10)
Turnovers	13 vs. Marquette (1/12/08)
Fouls	26 vs. Pittsburgh (1/4/06)

Notre Dame – BIG EAST Team Game Highs (Total)

Points	116 vs. Georgetown (4OT) (2/9/02)
Field Goals Made	41 vs. Georgetown (4OT) (2/9/02)
Field Goals Attempted	94 vs. Georgetown (4OT) (2/9/02)
Field Goal Percentage	66.7% (34-51) vs. Pittsburgh (1/30/02)*
3 PT Field Goals Made	20 vs. Villanova (2/28/11)*#
3 PT Field Goals Attempted	36 vs. Pittsburgh (1/4/06)
3 PT Field Goals Percentage	62.5% (20-32) vs. Villanova (2/28/11)*
Free Throws Made	34 vs. Cincinnati (1/15/08)*
Free Throws Attempted	42 vs. Cincinnati (1/15/08)*
Free Throw Percentage	100.0% (19-19) vs. Villanova (1/14/03)*#
Total Rebounds	64 vs. Georgetown (4OT) (2/9/02)
Offensive Rebounds	24 vs. Seton Hall (1/8/01)
Defensive Rebounds	35 vs. Louisville (2/12/09)*
Assists	25 vs. Cincinnati (2/4/10)*
Steals	10 on six occasions
Blocked Shots	9 vs. Connecticut (2/9/04)*
Turnovers	26 vs. Pittsburgh (2/8/00)
Fouls	32 vs. Pittsburgh (1/4/06)

*Indicates game played at the Purcell Pavilion, Notre Dame, Ind.
#Indicates school record

Notre Dame – BIG EAST Team Game Lows (1st Half)

Points	17 vs. Connecticut (3/3/10)*
Field Goals Made	4 vs. St. John's (1/16/11)
Field Goals Attempted	14 vs. St. John's (1/16/11)
Field Goal Percentage	18.8% (6-32) vs. Connecticut (2/21/04)
3 PT Field Goals Made	0 vs. West Virginia (1/7/04)
3 PT Field Goals Attempted	0 vs. Connecticut (1/12/99)
3 PT Field Goals Percentage	5 on three occasions
3 PT Field Goals Percentage	8.3% (1-12) vs. Providence (1/21/03)
Free Throws Made	0 on nine occasions
Free Throws Attempted	0 on seven occasions
Free Throw Percentage	0.0% on nine occasions
Total Rebounds	9 vs. Pittsburgh (3/11/10)
Offensive Rebounds	0 on four occasions
Defensive Rebounds	6 vs. Louisville (2/17/10)
Assists	1 vs. Villanova (1/27/07)*
Steals	0 on seven occasions
Blocked Shots	0 on 20 occasions
Turnovers	0 vs. DePaul (1/23/10)*
Fouls	2 vs. West Virginia (2/18/09) 2 vs. Georgetown (2/27/10)

Notre Dame – BIG EAST Team Game Lows (2nd Half)

Points	18 vs. Pittsburgh (3/11/10)
Field Goals Made	5 vs. West Virginia (1/9/10)*
Field Goals Attempted	5 vs. Pittsburgh (3/11/10)
Field Goal Percentage	26.3% (5-19) vs. West Virginia (1/9/10)*
3 PT Field Goals Made	0 vs. Connecticut (1/12/99)
3 PT Field Goals Attempted	0 vs. Providence (1/31/08)* 0 vs. Rutgers (2/6/11)*
3 PT Field Goals Percentage	0.0% (0-6) vs. Providence (1/31/08)*
Free Throws Made	0 vs. Pittsburgh (1/12/04)
Free Throws Attempted	2 on four occasions
Free Throw Percentage	0.0% (0-2) vs. Pittsburgh (1/12/04)
Total Rebounds	7 vs. Rutgers (3/1/03)
Offensive Rebounds	2 vs. Connecticut (3/3/10)*
Defensive Rebounds	2 vs. St. John's (1/8/11)*
Assists	4 vs. Rutgers (3/1/03)
Steals	2 on three occasions
Blocked Shots	0 on 10 occasions
Turnovers	0 vs. West Virginia (3/10/04)
Fouls	0 vs. Cincinnati (3/10/11) 3 vs. West Virginia (1/7/04)* 3 vs. Pittsburgh (2/24/10)*

Notre Dame – BIG EAST Team Game Lows (Total)

Points	48 vs. Georgetown (1/7/06)
Field Goals Made	13 vs. Rutgers (3/1/03)
Field Goals Attempted	34 vs. Pittsburgh (3/11/10)
Field Goal Percentage	29.7% (19-64) vs. Connecticut (2/21/04)
3 PT Field Goals Made	0 vs. Connecticut (1/12/99)
3 PT Field Goals Attempted	6 vs. Seton Hall (2/6/99)
3 PT Field Goals Percentage	10.5% vs. Rutgers (2/14/02)
Free Throws Made	1 vs. Connecticut (2/28/09)
Free Throws Attempted	4 vs. Pittsburgh (3/8/01)
Free Throw Percentage	20.0% (1-5) vs. Connecticut (2/28/09)
Total Rebounds	21 vs. Rutgers (3/1/03)
Offensive Rebounds	4 on three occasions
Defensive Rebounds	16 vs. Pittsburgh (1/24/11)
Assists	7 vs. Rutgers (3/1/03) 7 vs. Pittsburgh (3/8/01)
Steals	1 vs. Marquette (1/26/09)* 1 vs. Cincinnati (2/4/09)
Blocked Shots	0 on three occasions
Turnovers	2 vs. DePaul (1/23/10)*
Fouls	6 vs. West Virginia (1/7/04)*

*Indicates game played at the Purcell Pavilion, Notre Dame, Ind.
#Indicates school record

The Last Time ...

Notre Dame recorded a ...

30-Point win..... was on 12/19/11 - ND 106, Sacred Heart 65 (41 points)*
 40-Point win..... was on 12/19/11 - ND 106, Sacred Heart 65 (41 points)*
 50-Point win..... was on 12/28/06 - ND 101, Rider 51 (50 points)
 30-Point loss..... was on 1/7/99 - ND 62, Villanova 93 (31 points)*

Notre Dame shot ...

60% on FGs was on 12/19/11 - 61.4% (35-57) vs. Sacred Heart (ND 106 - Sacred Heart 65)*
 65% on FGs was on 1/30/02 - 66.7% (34-51) vs. Pittsburgh (ND 89 - Pittsburgh 76)*
 90% on FTs was on 12/10/11 - 93.3% (14-15) vs. Dartmouth (ND 65 - Dartmouth 47)*

Notre Dame ...

Won 10 games in a row..... was from 11/24/07 thru 1/5/08 (10 straight)
 Won 15 games in a row..... was from 12/31/53 thru 3/9/54 (18 straight)
 Won 20 games in a row..... never
 Lost 5 games in a row..... was from 1/12/09 thru 2/7/09 (7 straight)
 Scored 100 points..... was on 12/19/11 (ND 106 - Sacred Heart 65)*
 - Scored 100 points on the road was on 2/21/09 (ND 103 - Providence 84)
 - Scored 100 points at a neutral site..... was on 3/12/78 (ND 100 - Houston 77) (NCAA First Round, Tulsa, OK)
 - Scored 100 points and lost..... was on 3/20/71 (ND 106 - Houston 119) (NCAA Regional Semi-finals at Wichita, KS)
 Allowed 100 points was on 11/26/08 vs. North Carolina (ND 87 - North Carolina 102)
 Scored less than 50 points was on 3/22/08 vs. Washington State (ND 41 - Washington State 61)
 Allowed less than 50 points was on 12/10/11 vs. Dartmouth (ND 65 - Dartmouth 47)*
 Played an Overtime Game..... was on 3/11/11 (OT) vs. Louisville (ND 77 - Louisville 83)
 - Played in a Multi-Overtime Game..... was on 11/28/10 (2OT) vs. Georgia (ND 89 - Georgia 83)
 Won on a "last second" shot was on 3/19/09 vs. New Mexico (ND 70 - New Mexico 68 - Tory Jackson layup at 00:02)*
 Had 5 double figure scorers. was on 12/19/11 vs. Sacred Heart (ND 106 - Sacred Heart 65) Jack Cooley 19, Jerian Grant 15, Eric Atkins 13, Alex Dragicevich 12, Joey Brooks 12*
 Had 6 double figure scorers..... was on 2/12/11 vs. USF (ND 78 - USF 55) Jack Cooley 18, Carleton Scott 13, Ben Hansbrough 12, Tim Abromaitis 12, Ty Nash 10, Scott Martin 10
 Had 7 double figure scorers never
 Had two double-figure rebounders was on 11/26/10 vs. California (ND 57 - California 44) Carleton Scott 10, Tim Abromaitis 11
 Had two players with double-doubles ..was on 2/28/11 vs. Villanova (ND 93 - Villanova 72) Ty Nash (11 pts, 11 rebs), Ben Hansbrough (30 pts, 10 assts)*
 Had three players with double-doubles ..was on 11/17/10 vs. Chicago State (ND 102 - Chicago State 62) Tim Abromaitis (21 pts, 10 rebs), Carleton Scott (17 pts, 11 rebs), Tyrone Nash (11 pts, 10 rebs)*
 Had two 30-point scorers was on 2/28/11 vs. Villanova (ND 93 - Villanova 72) Ben Hansbrough - 30, Tim Abromaitis - 30*
 Had two 20-point scorers was on 12/8/11 vs. Maine (ND 87 - Maine 78) Eric Atkins - 26, Jack Cooley - 22*
 Had three 20-point scorers was on 3/8/07 vs. Syracuse (ND 89 - Syracuse 83) Russell Carter 24, Luke Harangody 20, Colin Falls 23
 Made 10 three-point field goals was on 11/27/11 vs. Bryant - 11-25 (44.0%) (ND 84 - Bryant 59)*
 Made 20 three-point field goals was on 2/28/11 vs. Villanova - 20-32 (62.5%) (ND 93 - Villanova 72)*
 Committed 10 turnovers or less was on 12/19/11 - 4 turnovers vs. Sacred Heart (ND 106 - Sacred Heart 65)*
 Committed 5 turnovers or less was on 12/19/11 - 4 turnovers vs. Sacred Heart (ND 106 - Sacred Heart 65)*
 Committed 25 turnovers was on 2/8/00 - 26 turnovers vs. Villanova (ND 69 - Villanova 86)
 Forced 25 turnovers was on 11/16/01 - 30 turnovers vs. New Hampshire (ND 95 - New Hampshire 53)

An Irish player had ...

25+ points was on 12/8/11 - Eric Atkins (26) vs. Maine (ND 87 - Maine 78)*
 30+ points was on 2/28/11 - Ben Hansbrough (30), Tim Abromaitis (30) vs. Villanova (ND 93 - Villanova 72)*
 35+ points was on 2/4/10 - Luke Harangody (37) vs. Cincinnati (ND 83 - Cincinnati 65)*
 40+ points was on 2/28/08 - Luke Harangody (40) vs. Louisville (ND 85 - Louisville 90)
 50+ points never
 15 or more rebounds was on 11/18/11 - Jack Cooley (17) vs. Delaware State (ND 93 - Delaware State 69)*
 20 rebounds was on 3/22/08 - Luke Harangody (22) vs. Washington State (ND 41 - Washington State 61)
 a "double-double" was on 12/8/11 - Jack Cooley (22 pts., 14 rebs.) vs. Maine (ND 87 - Maine 78)*
 a "triple-double" was on 11/16/01 - Chris Thomas (24 pts, 11 ast, 11 steals) vs. New Hampshire (ND 99 - New Hampshire 53)*
 20 points and 10 rebounds was on 12/8/11 - Jack Cooley (22 pts., 14 rebs.) vs. Maine (ND 87 - Maine 78)*
 20 points and 20 rebounds was on 1/8/01 - Troy Murphy (25 pts, 20 rebs) vs. Seton Hall (ND 76 - Seton Hall 78)
 10 assists was on 2/28/11 - Ben Hansbrough (10) vs. Villanova (ND 93 - Villanova 72)*
 10 blocks was on 11/17/02 - Jordan Cornette (11) vs. Belmont (ND 76 - Belmont 48)*#
 10 steals was on 11/16/01 - Chris Thomas (11) vs. New Hampshire (ND 99, New Hampshire 53)*#

An opposing player had ...

25+ points was on 12/8/11 - Gerald McLemore (27), Maine (ND 87 - Maine 78)*
 30+ points was on 12/4/11 - Terrell Stoglin (31), Maryland (ND 71 - Maryland 78)
 35+ points was on 2/23/11 - Marshon Brooks (52), Providence (ND 94 - Providence 93)
 40+ points was on 2/23/11 - Marshon Brooks (52), Providence (ND 94 - Providence 93)
 50+ points was on 2/23/11 - Marshon Brooks (52), Providence (ND 94 - Providence 93)
 15 rebounds was on 11/30/11 - Elias Harris (15), Gonzaga (ND 53 - Gonzaga 73)
 20 rebounds was on 1/31/09 - DeJuan Blair (22), Pittsburgh (ND 80 - Pittsburgh 93)
 a "double-double" was on 12/4/11 - James Padgett (11 pts., 10 rebs.), Maryland (ND 71 - Maryland 78)
 a "triple-double" was on 2/21/06 - Marcus Williams (18 pts, 10 rebs, 13 asts) Connecticut (ND 74 - Connecticut 75 - OT)
 20 points and 10 rebounds was on 1/2/10 - Stanley Robinson (22 pts., 16 rebs.), Connecticut (ND 70 - Connecticut 82)
 20 points and 20 rebounds was on 1/31/09 - DeJuan Blair (23 pts., 22 rebs.), Pittsburgh (ND 80 - Pittsburgh 93)
 10 assists was on 2/11/10 - Eugene Harvey (10), Seton Hall (ND 87 - Seton Hall 90)
 10 blocks was on 1/5/08 - Hasheem Thabeet (10), Connecticut (ND 73 - Connecticut 67)*
 10 steals was on 1/29/89 - Mark Macon (11), Temple (ND 64 - Temple 60)*

*indicates Notre Dame home game; #school record; @Purcell Pavilion record

The Last Time in a BIG EAST Game ...

Notre Dame Recorded a ...

30-Point win..... was on 3/10/11 - ND 89, Cincinnati 51 (38 points)
 40-Point win..... never
 50-Point win..... never
 30-Point loss..... was on 1/7/99 - ND 62, Villanova 93 (31 points)

Notre Dame Shot ...

60% on FGs was on 1/6/01 - 60.8% (31-51) vs. Rutgers (ND 87 - Rutgers 80)*
 65% on FGs was on 1/30/02 - 66.7% (34-51) vs. Pittsburgh (ND 89 - Pittsburgh 76)*
 90% on FTs was on 1/30/10 - 90.0% (9-10) vs. Rutgers (ND 73 - Rutgers 74)

Notre Dame ...

Won 5 BIG EAST games in a row..... was from 2/23/11 thru 3/11/11 (5 straight)
 Won 10 BIG EAST games in a row..... never
 Lost 5 BIG EAST games in a row..... was from 1/12/09 thru 2/4/09 - (6 straight)
 Scored 100 points..... was on 2/21/09 (ND 103 - Providence 84)
 - Scored 100 points on the road was on 2/21/09 (ND 103 - Providence 84)
 - Scored 100 points on the neutral site..... never
 - Scored 100 points and lost..... never
 Allowed 100 points was on 1/17/07 vs. Villanova (ND 87 - Villanova 102)
 Scored less than 50 points was on 1/6/07 vs. Georgetown (ND 48 - Georgetown 66)
 Allowed less than 50 points..... was on 2/26/11 vs. Seton Hall (ND 66 - Seton Hall 48)*
 Played an Overtime Game..... was on 3/11/11 (OT) vs. Louisville (ND 77 - Louisville 83)
 - Played in a Multi-Overtime Game was on 2/17/10 (2OT) at Louisville (ND 89 - Louisville 91)
 Won on a "last second" shot was on 2/9/03 vs. Pittsburgh (ND 66 - Pittsburgh 64 - Torin Francis layup at 00:00.6)*
 Had 5 double figure scorers.... was on 3/11/11 vs. Louisville (OT) (ND 77 - Louisville 83) Scott Martin 21, Tim Abromaitis 16, Ben Hansbrough 13, Ty Nash 13, Carleton Scott 10
 Had 6 double figure scorers.... was on 2/12/11 vs. USF (ND 78 - USF 55) Jack Cooley 18, Carleton Scott 13, Ben Hansbrough 12, Tim Abromaitis 12, Ty Nash 10, Scott Martin 10
 Had 7 double figure scorers..... never
 Had two double-figure rebounders was on 1/23/10 vs. DePaul (ND 87 - DePaul 77) Luke Harangody 11, Tyrone Nash 10, Ben Hansbrough 10*
 Had two players with double-doubles was on 2/28/11 vs. Villanova (ND 93 - Villanova 72) Ty Nash (11 pts, 11 rebs), Ben Hansbrough (30 pts, 10 assts)*
 Had three players with double-doubles ... was on 1/23/10 vs. DePaul (ND 87 - DePaul 77) Luke Harangody (24 pts, 11 rebs), Ben Hansbrough (15 pts, 10 rebs), Tyrone Nash (13 pts, 10 rebs)*
 Had four players with double-doubles was on 2/9/02 vs. Georgetown (Notre Dame 116, Georgetown 111 - 4OT) - Matt Carroll (30 pts, 10 rebs, Ryan Humphrey (23 pts, 14 rebs), Chris Thomas (22 pts, 12 assts.), Harold Swanagan (11 pts, 10 reb.)
 Had two 30-point scorers was on 2/28/11 vs. Villanova (ND 93 - Villanova 72) Ben Hansbrough - 30, Tim Abromaitis - 30*
 Had two 20-point scorers was on 2/28/11 vs. Villanova (ND 93 - Villanova 72) Ben Hansbrough - 30, Tim Abromaitis - 30*
 Had three 20-point scorers was on 3/8/07 vs. Syracuse (ND 89 - Syracuse 83) - Russell Carter 24, Luke Harangody 20, Colin Falls 23
 Made 10 three-point field goals was on 2/28/11 vs. Villanova - 20-32 (62.5%) (ND 93 - Villanova 72)*
 Made 20 three-point field goals was on 2/28/11 vs. Villanova - 20-32 (62.5%) (ND 93 - Villanova 72)*
 Committed 10 turnovers or less was on 3/10/11 - 5 turnovers vs. Cincinnati (ND 89 - Cincinnati 51)
 Committed 5 turnovers or less was on 3/10/11 - 5 turnovers vs. Cincinnati (ND 89 - Cincinnati 51)
 Committed 25 turnovers was on 2/8/00 - 26 turnovers vs. Villanova (ND 69 - Villanova 86)
 Forced 25 turnovers..... never

An Irish player had ...

25+ points..... was on 2/28/11 - Ben Hansbrough (30), Tim Abromaitis (30) vs. Villanova (ND 93 - Villanova 72)*
 30+ points..... was on 2/28/11 - Ben Hansbrough (30), Tim Abromaitis (30) vs. Villanova (ND 93 - Villanova 72)*
 35+ points..... was on 2/4/10 - Luke Harangody (37) vs. Cincinnati (ND 83 - Cincinnati 65)*
 40+ points..... was on 2/28/08 - Luke Harangody (40) vs. Louisville (ND 85 - Louisville 90)
 50+ points..... never
 15 or more rebounds was on 2/7/10 - Luke Harangody (15) vs. USF (ND 65 - USF 62)*
 20 rebounds was on 1/8/01 - Troy Murphy (20) vs. Seton Hall (ND 76 - Seton Hall 78)
 a "double-double" was on 2/28/11 - Ben Hansbrough (30 pts., 10 assts.), Ty Nash (11 pts., 11 rebs.) vs. Villanova (ND 93 - Villanova 72)*
 a "triple-double" never
 20 points and 10 rebounds was on 2/4/10 - Luke Harangody (37 pts., 14 rebs.) vs. Cincinnati (ND 83 - Cincinnati 65)*
 20 points and 10 rebounds was on 3/10/10 - Luke Harangody (20 pts., 10 rebs.) vs. Seton Hall (ND 68 - Seton Hall 56)
 10 assists was on 2/28/11 - Ben Hansbrough (10) vs. Villanova (ND 93 - Villanova 72)*
 10 blocks..... never
 10 steals..... never

An opposing player had ...

25+ points..... was on 3/5/11 - Kemba Walker (34), Connecticut (ND 70 - Providence 67)
 30+ points..... was on 3/5/11 - Kemba Walker (34), Connecticut (ND 70 - Providence 67)
 35+ points..... was on 2/23/11 - Marshon Brooks (52), Providence (ND 94 - Providence 93)
 40+ points..... was on 2/23/11 - Marshon Brooks (52), Providence (ND 94 - Providence 93)
 50+ points..... was on 2/23/11 - Marshon Brooks (52), Providence (ND 94 - Providence 93)
 15 rebounds was on 1/2/10 - Stanley Robinson (16), Connecticut (ND 70 - Connecticut 82)
 20 rebounds was on 1/31/09 - DeJuan Blair (22), Pittsburgh (ND 80 - Pittsburgh 93)
 a "double-double" was on 2/19/11 - Kevin Jones (11 pts., 11 rebs.), West Virginia (ND 58 - West Virginia 72)
 a "triple-double" was on 2/21/06 - Marcus Williams (18 pts, 10 rebs, 13 assts), Connecticut (ND 74 - Connecticut 75 - OT)
 20 points and 10 rebounds was on 1/2/10 - Stanley Robinson (22 pts., 16 rebs.), Connecticut (ND 70 - Connecticut 82)
 20 points and 20 rebounds was on 1/31/09 - DeJuan Blair (23 pts., 22 rebs.), Pittsburgh (ND 80 - Pittsburgh 93)
 10 assists was on 2/11/10 - Eugene Harvey (10), Seton Hall (ND 87 - Seton Hall 90)
 10 blocks..... was on 1/5/08 - Hasheem Thabeet (10), Connecticut (ND 73 - Connecticut 67)*
 10 steals..... never

Note: Notre Dame began playing as a member of the BIG EAST Conference in 1995-96.

* indicates Notre Dame home game; @ indicates Purcell Pavilion record; # indicates school record



0 Eric Atkins

Sophomore • Guard
6-1 • 182
Columbia, Md. • Mount Saint Joseph

Career Games With:

Double Figure Points	15
20-Plus Points.....	2
30-Plus Points.....	N/A
10-Plus Rebounds.....	N/A
10-Plus Assists	N/A
Double-Double	N/A

2011-12 Honors, Awards & Accomplishments

- Reached double-figure points in seven games this season, twice eclipsing 20 points
- Set career highs in points (27) and FT's (12) in opener against Mississippi Valley State (11/12/11)
- Missed Sam Houston State (11/16/11) and Delaware State (11/18/11) games with illness, the first missed games of Irish career
- Dished out career high nine assists against Bryant (11/27/11)
- Played career best 40 minutes against Maryland (12/4/11) and Maine (12/8/11)
- Career highs in FG's (9) and 3FG's (5) against Maine (12/8/11)

Season and Career Bests

Points	Season 27 (vs. MVSU 11/12/11) Career 27 (vs. MVSU 11/12/11)	FG's	Season 9 (vs. Maine 12/8/11) Career 9 (vs. Maine 12/8/11)
Rebounds	Season 4 (on four occasions) Career 7 (vs. Gonzaga 12/11/10)	3PT FG's	Season 5 (vs. Maine 12/8/11) Career 5 (vs. Maine 12/8/11)
Assists	Season 9 (on two occasions) Career 9 (on two occasions)	FT's	Season 12 (vs. MVSU 11/12/11) Career 12 (vs. MVSU 11/12/11)
Steals	Season 3 (on two occasions) Career 3 (on four occasions)	Minutes	Season 40 (on three occasions) Career 40 (on three occasions)
Blocks	Season -- Career 1 (vs. Maine 11/22/10)		

Game-By-Game Stats

	Start	FG-A	3P-A	FT-A	Reb	PF	TP	A	TO	BK	S	Min
Mississippi Valley State	*	6-7	3-3	12-12	4	3	27	6	4	0	1	37
Detroit	*	4-9	0-2	5-8	2	1	13	4	3	0	0	39
Sam Houston State												
Delaware State												
Missouri	*	2-8	1-1	2-2	1	3	7	1	3	0	0	32
Georgia	*	4-8	1-1	3-4	2	3	12	1	4	0	2	38
Bryant	*	5-10	3-4	5-7	4	0	18	9	2	0	2	36
Gonzaga	*	2-9	0-3	2-2	3	2	6	1	6	0	3	31
Maryland	*	5-16	3-7	3-4	2	3	16	2	1	0	0	40
Maine	*	9-15	5-7	3-4	2	0	26	6	1	0	0	40
Dartmouth	*	0-8	0-3	0-0	4	1	0	3	1	0	1	33
Indiana	*	5-12	0-0	5-6	2	1	15	2	2	0	3	40-
Sacred Heart	*	4-7	1-3	4-6	4	1	13	9	0	0	2	29
Pittsburgh												
Cincinnati												
Louisville												
South Florida												
Connecticut												
Rutgers												
Syracuse												
Seton Hall												
Connecticut												
Marquette												
West Virginia												
DePaul												
Rutgers												
Villanova												
West Virginia												
St. John's												
Georgetown												
Providence												

Career Stats vs. The BIG EAST


Opponent	GP-GS	Min.	FG-A	3PT-A	FT-A	Reb.	A	PF	B	S	Pts.
Cincinnati	2-1	54	3-8	1-2	6-6	5/2.5	6	4	0	0	15/7.5
Connecticut	2-1	60	4-12	2-6	3-7	1/0.5	8	3	0	4	13/6.5
DePaul	1-0	21	2-3	1-2	1-1	2/2.0	3	0	0	0	6/6.0
Georgetown	1-0	19	0-2	0-1	0-0	1/1.0	2	4	0	0	0/0.0
Louisville	2-0	39	1-4	0-1	0-0	1/0.5	7	4	0	2	2/1.0
Marquette	2-1	57	9-15	3-8	6-7	1/0.5	4	4	0	3	27/13.5
Pittsburgh	1-0	22	1-1	0-0	0-0	0/0.0	1	0	0	1	2/2.0
Providence	1-0	17	0-0	0-0	3-4	1/1.0	0	2	0	0	3/3.0
Rutgers	1-0	23	2-4	0-0	1-2	2/2.0	6	3	0	2	5/5.0
St. John's	2-2	77	3-8	2-5	8-10	1/0.5	11	6	0	3	16/8.0
Seton Hall	1-0	16	0-1	0-0	0-0	0/0.0	1	2	0	0	0/0.0
USF	1-0	17	0-4	0-1	0-0	0/0.0	7	0	0	1	0/0.0
Syracuse	1-0	16	1-5	1-3	0-0	1/1.0	2	2	0	2	3/3.0
Villanova	1-0	19	1-1	1-1	2-3	0/0.0	1	2	0	0	5/5.0
West Virginia	1-0	21	0-2	0-0	0-0	1/1.0	3	3	0	0	0/0.0

Career Statistics

Season	GP-GS	Min	Avg	FG-A	Pct	3FG-A	Pct	FT-A	Pct	O-D-TOT	Avg	PF-FO	Ast	TO	Blk	Stl	Pts	Avg
2010-11	34-6	863	25.4	61-150	.407	23-66	.348	53-76	.697	16-46-62	1.8	60-0	110	43	1	21	198	5.8
2011-12	11-11	395	35.9	46-109	.422	17-34	.500	44-55	.800	7-23-30	2.7	18-0	44	27	0	14	153	13.9
TOTAL	45-17	1258	28.0	107-259	.413	40-100	.400	97-131	.740	23-69-92	2.0	78-0	154	70	1	35	351	7.8

Career BIG EAST Statistics

Season	GP-GS	Min	Avg	FG-A	Pct	3FG-A	Pct	FT-A	Pct	O-D-TOT	Avg	PF-FO	Ast	TO	Blk	Stl	Pts	Avg
2010-11	18-5	447	24.8	27-64	.422	11-29	.379	28-38	.737	4-11-15	0.8	34-0	60	22	0	18	93	5.2
2011-12	0-0	0	0.0	0-0	.000	0-0	.000	0-0	.000	0-0-0	0.0	0-0	0	0	0	0	0	0.0
TOTAL	18-5	447	24.8	27-64	.422	11-29	.379	28-38	.737	4-11-15	0.8	34-0	60	22	0	18	93	5.2



4 Patrick Crowley

Sophomore • Guard
6-3 • 190
Los Gatos, Calif. • St. Francis

Career Games With:

Double Figure Points.....	N/A
20-Plus Points.....	N/A
30-Plus Points.....	N/A
10-Plus Rebounds.....	N/A
10-Plus Assists.....	N/A
Double-Double.....	N/A

Season and Career Bests

Points		FG's	
Season	5 (vs. Sacred Heart 12/19/11)	Season	2 (vs. Sacred Heart 12/19/11)
Career	5 (vs. Sacred Heart 12/19/11)	Career	2 (vs. Sacred Heart 12/19/11)
Rebounds		3PT FG's	
Season	1 (on two occasions)	Season	1 (vs. Sacred Heart 12/19/11)
Career	1 (on two occasions)	Career	1 (vs. Sacred Heart 12/19/11)
Assists		FT's	
Season	1 (vs. Sacred Heart 12/19/11)	Season	--
Career	1 (vs. Sacred Heart 12/19/11)	Career	--
Steals		Minutes	
Season	1 (vs. Dartmouth 12/10/11)	Season	4 (vs. Sacred Heart 12/19/11)
Career	1 (vs. Dartmouth 12/10/11)	Career	4 (vs. Sacred Heart 12/19/11)
Blocks			
Season	--		
Career	--		

2011-12 Honors, Awards & Accomplishments

- Pulled down first career rebound vs. Sam Houston State (11/16/11)
- Recorded first career steal against Dartmouth (12/10/11)
- Scored career high five points to go along with first career FG's (2), 3FG (1) and assist (1) in a career best four minutes against Sacred Heart (12/19/11)

Game-By-Game Stats

	Start	FG-A	3P-A	FT-A	Reb	PF	TP	A	TO	BK	S	Min
Mississippi Valley State		0-0	0-0	0-0	0	0	0	0	0	0	0	1
Detroit					DNP							
Sam Houston State		0-1	0-0	0-0	1	0	0	0	0	0	0	2
Delaware State		0-0	0-0	0-0	0	0	0	0	1	0	0	1
Missouri					DNP							
Georgia					DNP							
Bryant		0-2	0-2	0-0	0	0	0	0	0	0	0	2
Gonzaga					DNP							
Maryland					DNP							
Maine					DNP							
Dartmouth		0-2	0-0	0-0	0	0	0	0	0	0	1	2
Indiana					DNP							
Sacred Heart		2-3	1-1	0-0	1	0	5	1	0	0	0	4
Pittsburgh												
Cincinnati												
Louisville												
South Florida												
Connecticut												
Rutgers												
Syracuse												
Seton Hall												
Connecticut												
Marquette												
West Virginia												
DePaul												
Rutgers												
Villanova												
West Virginia												
St. John's												
Georgetown												
Providence												

Career Stats vs. The BIG EAST

Opponent	GP-GS	Min.	FG-A	3PT-A	FT-A	Reb.	A	PF	B	S	Pts.
Cincinnati	0-0	0	0-0	0-0	0-0	0/0.0	0	0	0	0	0/0.0
Connecticut	0-0	0	0-0	0-0	0-0	0/0.0	0	0	0	0	0/0.0
DePaul	0-0	0	0-0	0-0	0-0	0/0.0	0	0	0	0	0/0.0
Georgetown	0-0	0	0-0	0-0	0-0	0/0.0	0	0	0	0	0/0.0
Louisville	0-0	0	0-0	0-0	0-0	0/0.0	0	0	0	0	0/0.0
Marquette	0-0	0	0-0	0-0	0-0	0/0.0	0	0	0	0	0/0.0
Pittsburgh	0-0	0	0-0	0-0	0-0	0/0.0	0	0	0	0	0/0.0
Providence	0-0	0	0-0	0-0	0-0	0/0.0	0	0	0	0	0/0.0
Rutgers	0-0	0	0-0	0-0	0-0	0/0.0	0	0	0	0	0/0.0
St. John's	0-0	0	0-0	0-0	0-0	0/0.0	0	0	0	0	0/0.0
Seton Hall	0-0	0	0-0	0-0	0-0	0/0.0	0	0	0	0	0/0.0
USF	0-0	0	0-0	0-0	0-0	0/0.0	0	0	0	0	0/0.0
Syracuse	0-0	0	0-0	0-0	0-0	0/0.0	0	0	0	0	0/0.0
Villanova	0-0	0	0-0	0-0	0-0	0/0.0	0	0	0	0	0/0.0
West Virginia	0-0	0	0-0	0-0	0-0	0/0.0	0	0	0	0	0/0.0

Career Statistics

Season	GP-GS	Min	Avg	FG-A	Pct	3FG-A	Pct	FT-A	Pct	O-D-TOT	Avg	PF-FO	Ast	TO	Blk	Stl	Pts	Avg
2011-12	6-0	12	2.0	2-8	.250	1-3	.333	0-0	.000	1-1-2	0.3	0-0	1	1	0	1	5	0.8
TOTAL	6-0	12	2.0	2-8	.250	1-3	.333	0-0	.000	1-1-2	0.3	0-0	1	1	0	1	5	0.8

Career BIG EAST Statistics

Season	GP-GS	Min	Avg	FG-A	Pct	3FG-A	Pct	FT-A	Pct	O-D-TOT	Avg	PF-FO	Ast	TO	Blk	Stl	Pts	Avg
2011-12	0-0	0	0.0	0-0	.000	0-0	.000	0-0	.000	0-0-0	0.0	0-0	0	0	0	0	0	0.0
TOTAL	0-0	0	0.0	0-0	.000	0-0	.000	0-0	.000	0-0-0	0.0	0-0	0	0	0	0	0	0.0



12 Alex Dragicevich

Sophomore • Guard

6-7 • 221

Northbrook, Ill. • Glenbrook North

Career Games With:

Double Figure Points	5
20-Plus Points	N/A
30-Plus Points	N/A
10-Plus Rebounds	N/A
10-Plus Assists	N/A
Double-Double	N/A

Season and Career Bests

Points	Season 18 (vs. Delaware St. 11/18/11) Career 18 (vs. Delaware St. 11/18/11)	FG's	Season 6 (vs. Delaware St. 11/18/11) Career 6 (vs. Delaware St. 11/18/11)
Rebounds	Season 5 (vs. Sacred Heart 12/19/11) Career 5 (vs. Sacred Heart 12/19/11)	3PT FG's	Season 3 (on three occasions) Career 3 (on three occasions)
Assists	Season 7 (vs. Delaware St. 11/18/11) Career 7 (vs. Delaware St. 11/18/11)	FT's	Season 4 (vs. Maine 12/8/11) Career 4 (on two occasions)
Steals	Season 1 (vs. Dartmouth 12/10/11) Career 1 (on two occasions)	Minutes	Season 38 (vs. Delaware St. 11/18/11) Career 38 (vs. Delaware St. 11/18/11)
Blocks	Season 2 (vs. Maryland 12/4/11) Career 2 (vs. Maryland 12/4/11)		

2011-12 Honors, Awards & Accomplishments

- Recorded first career block vs. Detroit (11/14/11)
- Posted first career start against Sam Houston State (11/16/11)
- Set career marks in points (18), assists (7), FG's (6), 3FG's (3) and minutes (38) against Delaware State (11/18/11)
- Career best two blocks versus Maryland (12/4/11)
- Matched career best 3FG's (3) against Indiana (12/17/11)
- Pulled down career best 5 rebounds versus Sacred Heart (12/19/11)

Game-By-Game Stats

	Start	FG-A	3P-A	FT-A	Reb	PF	TP	A	TO	BK	S	Min
Mississippi Valley State		2-7	0-3	3-4	4	0	7	2	0	0	0	21
Detroit		0-2	0-1	2-4	2	0	2	1	0	1	0	13
Sam Houston State	*	2-6	1-4	2-4	3	0	7	3	1	1	0	33
Delaware State	*	6-12	3-8	3-4	3	2	18	7	1	0	0	38
Missouri		0-2	0-2	0-0	0	3	0	0	1	0	0	10
Georgia		0-1	0-0	0-0	0	1	0	0	0	0	0	7
Bryant		5-11	3-8	0-0	4	1	13	0	1	0	0	25
Gonzaga		1-2	0-0	1-2	3	1	3	0	1	0	0	15
Maryland		3-5	2-4	0-0	0	2	8	1	1	2	0	14
Maine		4-10	2-8	4-4	2	0	14	3	0	1	0	31
Dartmouth	*	5-9	2-5	3-4	3	1	15	2	0	1	1	25
Indiana	*	3-6	3-5	0-0	2	2	9	0	3	0	0	33
Sacred Heart	*	4-8	2-5	2-2	5	1	12	1	3	1	0	28
Pittsburgh												
Cincinnati												
Louisville												
South Florida												
Connecticut												
Rutgers												
Syracuse												
Seton Hall												
Connecticut												
Marquette												
West Virginia												
DePaul												
Rutgers												
Villanova												
West Virginia												
St. John's												
Georgetown												
Providence												

Career Stats vs. The BIG EAST

Opponent	GP-GS	Min.	FG-A	3PT-A	FT-A	Reb.	A	PF	B	S	Pts.
Cincinnati	1-0	4	0-0	0-0	0-0	1/1.0	1	0	0	0	0/0.0
Connecticut	0-0	0	0-0	0-0	0-0	0/0.0	0	0	0	0	0/0.0
DePaul	1-0	3	0-0	0-0	0-0	1/1.0	0	0	0	0	0/0.0
Georgetown	0-0	0	0-0	0-0	0-0	0/0.0	0	0	0	0	0/0.0
Louisville	0-0	0	0-0	0-0	0-0	0/0.0	0	0	0	0	0/0.0
Marquette	1-0	4	1-1	0-0	0-0	0/0.0	1	0	0	0	2/2.0
Pittsburgh	0-0	0	0-0	0-0	0-0	0/0.0	0	0	0	0	0/0.0
Providence	0-0	0	0-0	0-0	0-0	0/0.0	0	0	0	0	0/0.0
Rutgers	0-0	0	0-0	0-0	0-0	0/0.0	0	0	0	0	0/0.0
St. John's	1-0	3	0-2	0-2	1-2	0/0.0	0	0	0	0	1/1.0
Seton Hall	0-0	0	0-0	0-0	0-0	0/0.0	0	0	0	0	0/0.0
USF	1-0	5	1-2	1-2	0-0	0/0.0	0	0	0	0	3/3.0
Syracuse	0-0	0	0-0	0-0	0-0	0/0.0	0	0	0	0	0/0.0
Villanova	1-0	1	0-0	0-0	0-2	1/1.0	0	0	0	0	0/0.0
West Virginia	1-0	2	0-2	0-2	0-0	0/0.0	0	0	0	0	0/0.0

Career Statistics

Season	GP-GS	Min	Avg	FG-A	Pct	3FG-A	Pct	FT-A	Pct	O-D-TOT	Avg	PF-FO	Ast	TO	Blk	Stl	Pts	Avg
2010-11	14-0	62	4.4	5-17	.294	2-10	.200	8-13	.615	4-7-11	0.8	1-0	3	2	0	1	20	1.4
2011-12	13-5	293	22.5	35-81	.432	18-53	.340	20-28	.714	5-26-31	2.4	14-0	20	12	7	1	108	8.3
TOTAL	27-5	355	13.1	40-98	.408	20-63	.317	28-41	.683	9-33-42	1.6	15-0	23	14	7	2	128	4.7

Career BIG EAST Statistics

Season	GP-GS	Min	Avg	FG-A	Pct	3FG-A	Pct	FT-A	Pct	O-D-TOT	Avg	PF-FO	Ast	TO	Blk	Stl	Pts	Avg
2010-11	6-0	18	3.0	2-7	.286	1-6	.167	1-4	.250	0-2-2	0.3	0-0	1	2	0	0	6	1.0
2011-12	0-0	0	0.0	0-0	.000	0-0	.000	0-0	.000	0-0-0	0.0	0-0	0	0	0	0	0	0.0
TOTAL	6-0	18	3.0	2-7	.286	1-6	.167	1-4	.250	0-2-2	0.3	0-0	1	2	0	0	6	1.0



14 Scott Martin | Senior • Guard 6-8 • 222 Valparaiso, Ind. • Valparaiso

Career Games With:

Double Figure Points ...37 (24 with ND)
 20-Plus Points.....2 (2 with ND)
 30-Plus Points.....N/A
 10-Plus Rebounds.....1 (1 with ND)
 10-Plus AssistsN/A
 Double-Double1 (1 with ND)

Season and Career Bests

Points	Season 23 (vs. Delaware St. 11/18/11) Career 23 (vs. Delaware St. 11/18/11)	FG's	Season 8 (vs. Delaware State 11/18/11) Career 8 (on two occasions)
Rebounds	Season 8 (vs. Bryant 11/27/11) Career 11 (vs. Marquette 1/10/11)	3PT FG's	Season 4 (vs. Delaware St. 11/18/11) Career 4 (vs. Delaware St. 11/18/11)
Assists	Season 3 (on two occasions) Career 6 (vs. Syracuse 1/1/11)	FT's	Season 5 (vs. Missouri 11/21/11) Career 8 (on three occasions)
Steals	Season 2 (on three occasions) Career 4 (vs. Clemson 11/27/07)	Minutes	Season 39 (vs. Detroit 11/14/11) Career 44 (vs. Louisville 3/11/11)
Blocks	Season 3 (vs. Indiana 12/17/11) Career 3 (on four occasions)		

2011-12 Honors, Awards & Accomplishments

- Team Captain
- Scored career-high 23 points in win over Delaware State (11/18/11) while also hitting a career-best four three-pointers
- Set season-best mark in rebounds with eight against Bryant (11/27/11)
- Missed first game of season versus Dartmouth (12/10/11) with mild concussion

Game-By-Game Stats

	Start	FG-A	3P-A	FT-A	Reb	PF	TP	A	TO	BK	S	Min
Mississippi Valley State	*	6-14	2-6	1-2	5	3	15	2	3	0	1	34
Detroit	*	1-7	1-5	0-0	6	2	3	0	3	0	1	39
Sam Houston State	*	4-9	2-4	1-2	5	3	11	1	2	0	1	30
Delaware State	*	8-18	4-9	3-4	5	4	23	3	0	0	0	35
Missouri	*	3-8	1-3	5-6	5	2	12	1	2	0	2	31
Georgia	*	2-9	0-5	2-2	3	3	6	0	1	1	2	34
Bryant	*	5-12	1-4	1-2	8	3	12	0	1	0	1	28
Gonzaga	*	0-6	0-3	1-3	4	2	1	0	2	1	1	29
Maryland	*	2-6	1-4	2-2	4	5	7	3	2	0	0	31
Maine	*	2-4	0-2	0-0	0	0	4	1	1	0	0	9
Dartmouth							DNP					
Indiana	*	1-4	0-1	4-8	7	2	6	2	3	3	0	36
Sacred Heart	*	3-6	0-1	3-4	5	2	9	1	0	0	2	23
Pittsburgh												
Cincinnati												
Louisville												
South Florida												
Connecticut												
Rutgers												
Syracuse												
Seton Hall												
Connecticut												
Marquette												
West Virginia												
DePaul												
Rutgers												
Villanova												
West Virginia												
St. John's												
Georgetown												
Providence												

Career Stats vs. The BIG EAST


Opponent	GP-GS	Min.	FG-A	3PT-A	FT-A	Reb.	A	PF	B	S	Pts.
Cincinnati	2-2	66	9-18	3-4	1-3	11/5.5	3	1	1	1	22/11.0
Connecticut	2-2	65	6-16	2-7	3-7	9/4.5	3	6	1	0	17/8.5
DePaul	2-2	66	9-20	4-8	3-4	8/4.0	2	4	0	2	25/12.5
Georgetown	1-1	30	5-9	1-1	0-4	3/3.0	1	1	0	1	11/11.0
Louisville	3-3	105	13-29	4-12	8-14	17/5.7	7	6	0	4	38/12.7
Marquette	2-2	69	5-20	1-7	9-12	14/7.0	3	6	1	0	20/10.0
Pittsburgh	1-1	36	3-10	3-6	1-2	1/1.0	1	2	0	0	10/10.0
Providence	1-1	33	4-8	2-4	0-0	5/5.0	1	3	0	1	10/10.0
Rutgers	1-1	34	3-6	0-1	8-9	2/2.0	3	2	0	0	14/14.0
St. John's	2-2	64	7-18	0-6	2-4	12/6.0	3	5	0	0	16/8.0
Seton Hall	1-1	35	2-7	2-5	0-0	4/4.0	3	1	1	2	6/6.0
USF	1-1	30	4-6	2-3	0-0	7/7.0	2	0	3	1	10/10.0
Syracuse	1-1	34	3-9	0-2	4-4	7/7.0	6	2	1	1	10/10.0
Villanova	1-1	28	2-5	1-2	0-0	0/0.0	1	2	0	0	5/5.0
West Virginia	1-1	32	4-11	1-6	0-0	6/6.0	0	4	0	0	9/9.0

Career Statistics

Season	GP-GS	Min	Avg	FG-A	Pct	3FG-A	Pct	FT-A	Pct	O-D-TOT	Avg	PF-FO	Ast	TO	Blk	Stl	Pts	Avg
2007-08	32-8	700	21.9	84-225	.373	26-83	.313	78-112	.696	42-79-121	3.8	78-3	44	48	21	31	272	8.5
2008-09										Sat Out Due To NCAA Transfer Rules								
2009-10										Did Not Play Due To Injury								
2010-11	33-33	1008	30.5	115-269	.428	34-102	.333	55-86	.640	33-125-158	4.8	63-0	61	51	10	16	319	9.7
2011-12	12-12	359	29.9	37-103	.359	12-47	.255	23-35	.657	8-49-57	4.8	31-1	14	20	5	11	109	9.1
TOTAL	77-53	2067	26.8	236-597	.395	72-232	.310	156-233	.670	83-253-336	4.4	172-4	119	119	36	58	700	9.1

Career BIG EAST Statistics

Season	GP-GS	Min	Avg	FG-A	Pct	3FG-A	Pct	FT-A	Pct	O-D-TOT	Avg	PF-FO	Ast	TO	Blk	Stl	Pts	Avg
2008-09										Sat Out Due To NCAA Transfer Rules								
2009-10										Did Not Play Due To Injury								
2010-11	18-18	593	32.9	60-151	.397	19-57	.333	31-49	.633	18-73-91	5.1	38-0	33	32	7	9	170	9.4
2011-12	0-0	0	0.0	0-0	.000	0-0	.000	0-0	.000	0-0-0	0.0	0-0	0	0	0	0	0	0.0
TOTAL	18-18	593	32.9	60-151	.397	19-57	.333	31-49	.633	18-73-91	5.1	38-0	33	32	7	9	170	9.4



21 Tim Abromaitis | Graduate Student • Forward 6-8 • 236 Unionville, Conn. • Farmington

Career Games With:

Double Figure Points	58
20-Plus Points.....	22
30-Plus Points.....	3
10-Plus Rebounds.....	4
10-Plus Assists	N/A
Double-Double	3

Season and Career Bests

Points	Season 22 (vs. Missouri 11/21/11) Career 31 (vs. UCF 12/6/09)	FG's	Season 9 (vs. Missouri 11/21/11) Career 11 (on two occasions)
Rebounds	Season 8 (vs. Missouri 11/21/11) Career 11 (on two occasions)	3PT FG's	Season -- Career 9 (vs. Villanova 2/28/11)
Assists	Season 3 (vs. Missouri 11/21/11) Career 7 (vs. Chicago State 11/17/10)	FT's	Season 4 (on two occasions) Career 12 (vs. Seton Hall 2/11/10)
Steals	Season 1 (vs. Georgia 11/22/11) Career 3 (vs. DePaul 2/3/11)	Minutes	Season 38 (on two occasions) Career 46 (vs. Georgia 11/25/10)
Blocks	Season -- Career 2 (on four occasions)		

2011-12 Honors, Awards & Accomplishments

- Preseason All-BIG EAST First Team
- John R. Wooden Award Preseason Top 50 List
- Naismith Trophy Preseason Watch List
- Lowe's Senior CLASS Award Candidate
- Team Captain
- Returned to Irish lineup in Progressive CBE Classic semifinal game against Missouri (11/21/11)
- Out for remainder of season with torn ACL

Game-By-Game Stats

	Start	FG-A	3P-A	FT-A	Reb	PF	TP	A	TO	BK	S	Min
Mississippi Valley State					DNP							
Detroit					DNP							
Sam Houston State					DNP							
Delaware State					DNP							
Missouri	*	9-18	0-4	4-5	8	2	22	3	4	0	0	38
Georgia	*	1-12	0-7	4-4	6	5	6	2	2	0	1	38
Bryant					DNP-injury							
Gonzaga					DNP-injury							
Maryland					DNP-injury							
Maine					DNP-injury							
Dartmouth					DNP-injury							
Indiana					DNP-injury							
Sacred Heart					DNP-injury							
Pittsburgh												
Cincinnati												
Louisville												
South Florida												
Connecticut												
Rutgers												
Syracuse												
Seton Hall												
Connecticut												
Marquette												
West Virginia												
DePaul												
Rutgers												
Villanova												
West Virginia												
St. John's												
Georgetown												
Providence												

Career Stats vs. The BIG EAST

Opponent	GP-GS	Min.	FG-A	3PT-A	FT-A	Reb.	A	PF	B	S	Pts.
Cincinnati	4-4	127	21-42	10-17	15-20	23/5.8	9	13	1	4	67/16.8
Connecticut	4-3	147	18-42	6-20	6-12	22/5.5	4	7	1	4	48/12.0
DePaul	2-2	62	13-25	6-12	11-12	10/5.0	4	3	0	4	43/21.5
Georgetown	3-2	75	13-31	6-16	9-9	8/2.7	4	3	2	2	41/13.7
Louisville	3-3	130	22-41	5-11	19-20	16/5.3	5	7	2	1	68/22.7
Marquette	4-3	110	12-32	3-14	9-11	17/4.3	4	6	0	1	36/9.0
Pittsburgh	3-3	102	7-15	3-6	9-10	9/3.0	1	3	3	0	26/8.7
Providence	2-2	62	19-30	9-15	3-6	12/6.0	2	2	0	2	50/25.0
Rutgers	2-2	72	10-21	4-11	3-4	18/9.0	3	5	0	0	27/13.5
St. John's	3-3	113	15-31	7-15	9-11	18/6.0	5	8	0	3	46/15.3
Seton Hall	4-3	116	11-29	7-16	20-24	22/5.5	4	5	0	1	49/12.3
USF	3-3	91	12-24	5-11	1-1	11/3.7	6	5	1	3	30/10.0
Syracuse	2-2	76	16-32	8-17	1-3	9/4.5	5	7	1	1	41/20.5
Villanova	2-2	74	13-30	11-21	9-12	9/4.5	6	6	0	0	46/23.0
West Virginia	3-3	98	8-23	4-12	13-17	15/5.0	4	11	1	2	33/11.0

Career Statistics

Season	GP-GS	Min	Avg	FG-A	Pct	3FG-A	Pct	FT-A	Pct	O-D-TOT	Avg	PF-FO	Ast	TO	Blk	Stl	Pts	Avg
2007-08	12-0	40	3.3	6-21	.286	1-8	.125	7-7	1.000	5-7-12	1.0	5-0	3	4	1	1	20	1.7
2008-09										Did Not Play								
2009-10	35-26	1104	31.5	183-370	.495	81-189	.429	117-134	.873	43-123-166	4.7	76-1	52	42	11	17	564	16.1
2010-11	34-34	1162	34.2	169-371	.456	78-182	.429	109-139	.784	45-161-206	6.1	66-1	61	52	15	26	525	15.4
2011-12	2-2	76	38.0	10-30	.333	0-11	.000	8-9	.889	2-12-14	7.0	7-1	5	6	0	1	28	14.0
TOTAL	83-62	2382	28.7	368-792	.465	160-390	.410	241-289	.834	95-303-398	4.8	154-3	121	104	27	45	1137	13.7

Career BIG EAST Statistics

Season	GP-GS	Min	Avg	FG-A	Pct	3FG-A	Pct	FT-A	Pct	O-D-TOT	Avg	PF-FO	Ast	TO	Blk	Stl	Pts	Avg
2007-08	3-0	5	1.7	1-2	.500	0-1	.000	2-2	1.000	0-0-0	0.0	1-0	1	1	0	0	4	1.3
2008-09										Did Not Play								
2009-10	18-17	647	35.9	102-217	.470	45-109	.413	78-90	.867	28-74-102	5.7	37-1	34	25	6	9	327	18.2
2010-11	18-18	632	35.1	89-188	.473	43-91	.473	43-61	.705	22-75-97	5.4	39-1	24	32	5	16	264	14.7
2011-12	0-0	0	0.0	0-0	.000	0-0	.000	0-0	.000	0-0-0	0.0	0-0	0	0	0	0	0	0.0
TOTAL	39-35	1284	32.9	192-407	.472	88-201	.438	123-153	.804	50-149-199	5.1	77-2	59	58	11	25	595	15.3



22 Jerian Grant | Sophomore • Guard 6-5 • 195 Bowie, Md. • DeMatha

Career Games With:

Double Figure Points	10
20-Plus Points.....	2
30-Plus Points.....	N/A
10-Plus Rebounds.....	1
10-Plus Assists	N/A
Double-Double	1

2011-12 Honors, Awards & Accomplishments

- Named to the Progressive CBE All-Tournament Team
- Played in first game and recorded first start as member of the Irish in season opener against Mississippi Valley State (11/12/11)
- Against Sam Houston State (11/16/11), set career mark in assists (7)
- Matched career high in 3FG's (3) while tallying first career block against Delaware State (11/18/11)
- Named BIG EAST Rookie of the Week on Nov. 21
- Set career high in points (20) and FT's (10) while matching most minutes played (39) against Georgia (11/22/11)
- Pulled down career high 11 rebounds en route to first career double-double (12 pts., 11 rebs.) against Bryant (11/27/11)
- Matched career best 20 points on career high 8 FG's against Maryland (12/4/11)

Season and Career Bests

Points	20 (on two occasions) Career 20 (on two occasions)	FG's	8 (vs. Maryland 12/4/11) Career 8 (vs. Maryland 12/4/11)
Rebounds	11 (vs. Bryant 11/27/11) Career 11 (vs. Bryant 11/27/11)	3PT FG's	3 (on three occasions) Career 3 (on three occasions)
Assists	7 (on three occasions) Career 7 (on three occasions)	FT's	10 (vs. Georgia 11/22/11) Career 10 (vs. Georgia 11/22/11)
Steals	2 (on four occasions) Career 2 (on four occasions)	Minutes	39 (on three occasions) Career 39 (on three occasions)
Blocks	1 (on three occasions) Career 1 (on three occasions)		

Game-By-Game Stats

	Start	FG-A	3P-A	FT-A	Reb	PF	TP	A	TO	BK	S	Min
Mississippi Valley State	*	4-7	2-3	1-1	2	1	11	5	1	0	2	33
Detroit	*	4-10	3-6	0-0	2	0	11	3	1	0	1	30
Sam Houston State	*	6-6	1-1	4-7	6	0	17	7	1	0	2	36
Delaware State	*	4-6	3-3	6-8	4	3	17	6	2	1	1	39
Missouri	*	3-8	0-2	0-1	1	2	6	2	2	0	0	27
Georgia	*	4-7	2-4	10-11	5	2	20	4	0	0	1	39
Bryant	*	3-7	2-4	4-4	11	0	12	7	1	0	1	33
Gonzaga	*	5-9	0-3	6-7	1	2	16	3	4	0	1	32
Maryland	*	8-13	0-3	4-6	4	3	20	3	2	0	2	39
Maine	*	2-3	1-1	1-2	4	1	6	2	2	1	1	23
Dartmouth		0-8	0-6	0-0	3	2	0	4	1	1	2	30
Indiana	*	2-10	1-4	9-10	4	3	14	4	0	0	1	36
Sacred Heart	*	5-10	3-4	2-2	2	1	15	7	0	0	1	31
Pittsburgh												
Cincinnati												
Louisville												
South Florida												
Connecticut												
Rutgers												
Syracuse												
Seton Hall												
Connecticut												
Marquette												
West Virginia												
DePaul												
Rutgers												
Villanova												
West Virginia												
St. John's												
Georgetown												
Providence												

Career Stats vs. The BIG EAST


Opponent	GP-GS	Min.	FG-A	3PT-A	FT-A	Reb.	A	PF	B	S	Pts.
Cincinnati	0-0	0	0-0	0-0	0-0	0/0.0	0	0	0	0	0/0.0
Connecticut	0-0	0	0-0	0-0	0-0	0/0.0	0	0	0	0	0/0.0
DePaul	0-0	0	0-0	0-0	0-0	0/0.0	0	0	0	0	0/0.0
Georgetown	0-0	0	0-0	0-0	0-0	0/0.0	0	0	0	0	0/0.0
Louisville	0-0	0	0-0	0-0	0-0	0/0.0	0	0	0	0	0/0.0
Marquette	0-0	0	0-0	0-0	0-0	0/0.0	0	0	0	0	0/0.0
Pittsburgh	0-0	0	0-0	0-0	0-0	0/0.0	0	0	0	0	0/0.0
Providence	0-0	0	0-0	0-0	0-0	0/0.0	0	0	0	0	0/0.0
Rutgers	0-0	0	0-0	0-0	0-0	0/0.0	0	0	0	0	0/0.0
St. John's	0-0	0	0-0	0-0	0-0	0/0.0	0	0	0	0	0/0.0
Seton Hall	0-0	0	0-0	0-0	0-0	0/0.0	0	0	0	0	0/0.0
USF	0-0	0	0-0	0-0	0-0	0/0.0	0	0	0	0	0/0.0
Syracuse	0-0	0	0-0	0-0	0-0	0/0.0	0	0	0	0	0/0.0
Villanova	0-0	0	0-0	0-0	0-0	0/0.0	0	0	0	0	0/0.0
West Virginia	0-0	0	0-0	0-0	0-0	0/0.0	0	0	0	0	0/0.0

Career Statistics

Season	GP-GS	Min	Avg	FG-A	Pct	3FG-A	Pct	FT-A	Pct	O-D-TOT	Avg	PF-FO	Ast	TO	Blk	Stl	Pts	Avg
2010-11										Did Not Play								
2011-12	13-12	428	32.9	50-104	.481	18-44	.409	47-59	.797	6-43-49	3.8	20-0	57	17	3	16	165	12.7
TOTAL	13-12	428	32.9	50-104	.481	18-44	.409	47-59	.797	6-43-49	3.8	20-0	57	17	3	16	165	12.7

Career BIG EAST Statistics

Season	GP-GS	Min	Avg	FG-A	Pct	3FG-A	Pct	FT-A	Pct	O-D-TOT	Avg	PF-FO	Ast	TO	Blk	Stl	Pts	Avg
2010-11										Did Not Play								
2011-12	0-0	0	0.0	0-0	.000	0-0	.000	0-0	.000	0-0-0	0.0	0-0	0	0	0	0	0	0.0
TOTAL	0-0	0	0.0	0-0	.000	0-0	.000	0-0	.000	0-0-0	0.0	0-0	0	0	0	0	0	0.0



24 Pat Connaughton | Freshman • Guard/Forward

6-5 • 206
Arlington, Mass. • St. John's Prep

Career Games With:

Double Figure Points	4
20-Plus Points	1
30-Plus Points	N/A
10-Plus Rebounds	N/A
10-Plus Assists	N/A
Double-Double	N/A

2011-12 Honors, Awards & Accomplishments

- Recorded career high in rebounds (9) against Detroit (11/14/11)
- Set early career bests in points (24), steals (2), FG's (9) and 3FG's (6) against Sam Houston State (11/16/11)
- The six three's against SHSU were most by Irish freshman since Chris Thomas hit six against UConn on March 8, 2002 and the 24 points were most by a freshman since Torin Francis scored 25 against Arizona on March 27, 2003
- Played career-high 36 minutes against Delaware State (11/18/11) in first career start of Irish career
- Dished out career best three assists against Bryant (11/27/11)
- Hit career best 4 FT's against Maryland (12/4/11)

Season and Career Bests

Points	24 (vs. Sam Houston 11/16/11)	FG's	9 (vs. Sam Houston 11/16/11)
Season	24 (vs. Sam Houston 11/16/11)	Season	9 (vs. Sam Houston 11/16/11)
Career	24 (vs. Sam Houston 11/16/11)	Career	9 (vs. Sam Houston 11/16/11)
Rebounds	9 (vs. Detroit 11/14/11)	3PT FG's	6 (vs. Sam Houston 11/16/11)
Season	9 (vs. Detroit 11/14/11)	Season	6 (vs. Sam Houston 11/16/11)
Career	9 (vs. Detroit 11/14/11)	Career	6 (vs. Sam Houston 11/16/11)
Assists	3 (on two occasions)	FT's	4 (vs. Maryland 12/4/11)
Season	3 (on two occasions)	Season	4 (vs. Maryland 12/4/11)
Career	3 (on two occasions)	Career	4 (vs. Maryland 12/4/11)
Steals	2 (vs. Sam Houston 11/16/11)	Minutes	36 (vs. Delaware St. 11/18/11)
Season	2 (vs. Sam Houston 11/16/11)	Season	36 (vs. Delaware St. 11/18/11)
Career	2 (vs. Sam Houston 11/16/11)	Career	36 (vs. Delaware St. 11/18/11)
Blocks	1 (vs. Missouri 11/21/11)		
Season	1 (vs. Missouri 11/21/11)		
Career	1 (vs. Missouri 11/21/11)		

Game-By-Game Stats

	Start	FG-A	3P-A	FT-A	Reb	PF	TP	A	TO	BK	S	Min
Mississippi Valley State		0-4	0-2	2-2	4	1	2	0	0	0	0	15
Detroit		4-5	0-1	2-3	9	2	10	0	1	0	0	20
Sam Houston State		9-14	6-10	0-1	5	1	24	1	1	0	2	33
Delaware State	*	3-9	1-3	2-2	7	1	9	2	2	0	0	36
Missouri		2-4	1-2	2-3	5	1	7	0	0	1	0	26
Georgia		4-7	1-3	2-4	0	0	11	0	0	0	0	18
Bryant	*	1-5	0-1	0-0	3	0	2	3	1	0	0	24
Gonzaga		4-8	2-3	1-1	3	0	11	0	0	0	1	26
Maryland		2-4	1-2	4-4	6	3	9	0	0	0	1	25
Maine		1-4	0-2	2-2	5	0	4	0	1	0	0	26
Dartmouth	*	1-6	1-6	0-0	4	0	3	3	1	0	0	27
Indiana		1-3	0-1	0-1	4	4	2	1	1	0	1	22
Sacred Heart		1-4	1-2	2-2	2	1	5	0	0	0	0	20
Pittsburgh												
Cincinnati												
Louisville												
South Florida												
Connecticut												
Rutgers												
Syracuse												
Seton Hall												
Connecticut												
Marquette												
West Virginia												
DePaul												
Rutgers												
Villanova												
West Virginia												
St. John's												
Georgetown												
Providence												

Career Stats vs. The BIG EAST


Opponent	GP-GS	Min.	FG-A	3PT-A	FT-A	Reb.	A	PF	B	S	Pts.
Cincinnati	0-0	0	0-0	0-0	0-0	0/0.0	0	0	0	0	0/0.0
Connecticut	0-0	0	0-0	0-0	0-0	0/0.0	0	0	0	0	0/0.0
DePaul	0-0	0	0-0	0-0	0-0	0/0.0	0	0	0	0	0/0.0
Georgetown	0-0	0	0-0	0-0	0-0	0/0.0	0	0	0	0	0/0.0
Louisville	0-0	0	0-0	0-0	0-0	0/0.0	0	0	0	0	0/0.0
Marquette	0-0	0	0-0	0-0	0-0	0/0.0	0	0	0	0	0/0.0
Pittsburgh	0-0	0	0-0	0-0	0-0	0/0.0	0	0	0	0	0/0.0
Providence	0-0	0	0-0	0-0	0-0	0/0.0	0	0	0	0	0/0.0
Rutgers	0-0	0	0-0	0-0	0-0	0/0.0	0	0	0	0	0/0.0
St. John's	0-0	0	0-0	0-0	0-0	0/0.0	0	0	0	0	0/0.0
Seton Hall	0-0	0	0-0	0-0	0-0	0/0.0	0	0	0	0	0/0.0
USF	0-0	0	0-0	0-0	0-0	0/0.0	0	0	0	0	0/0.0
Syracuse	0-0	0	0-0	0-0	0-0	0/0.0	0	0	0	0	0/0.0
Villanova	0-0	0	0-0	0-0	0-0	0/0.0	0	0	0	0	0/0.0
West Virginia	0-0	0	0-0	0-0	0-0	0/0.0	0	0	0	0	0/0.0

Career Statistics

Season	GP-GS	Min	Avg	FG-A	Pct	3FG-A	Pct	FT-A	Pct	O-D-TOT	Avg	PF-FO	Ast	TO	Blk	Stl	Pts	Avg
2011-12	13-3	318	24.5	33-77	.429	14-38	.368	19-25	.760	13-44-57	4.4	14-0	10	8	1	5	99	7.6
TOTAL	13-3	318	24.5	33-77	.429	14-38	.368	19-25	.760	13-44-57	4.4	14-0	10	8	1	5	99	7.6

Career BIG EAST Statistics

Season	GP-GS	Min	Avg	FG-A	Pct	3FG-A	Pct	FT-A	Pct	O-D-TOT	Avg	PF-FO	Ast	TO	Blk	Stl	Pts	Avg
2011-12	0-0	0	0.0	0-0	.000	0-0	.000	0-0	.000	0-0-0	0.0	0-0	0	0	0	0	0	0.0
TOTAL	0-0	0	0.0	0-0	.000	0-0	.000	0-0	.000	0-0-0	0.0	0-0	0	0	0	0	0	0.0



25 Tom Knight | Junior • Forward 6-9 • 250 Dixfield, Maine • Dirigo

Career Games With:

Double Figure Points	N/A
20-Plus Points	N/A
30-Plus Points	N/A
10-Plus Rebounds	N/A
10-Plus Assists	N/A
Double-Double	N/A

2011-12 Honors, Awards & Accomplishments

- Started three consecutive games (Maryland, Maine, Dartmouth); first three starts of Irish career
- Career highs in blocks (3), FT's (4) and minutes (25) and tied career high in rebounds (5) against Dartmouth (12/10/11)
- Career high nine points against Sacred Heart (12/19/11)

Season and Career Bests

Points		FG's	
Season	9 (vs. Sacred Heart 12/19/11)	Season	3 (on three occasions)
Career	9 (vs. Sacred Heart 12/19/11)	Career	3 (on five occasions)
Rebounds		3PT FG's	
Season	5 (vs. Dartmouth 12/10/11)	Season	--
Career	5 (on two occasions)	Career	--
Assists		FT's	
Season	2 (on three occasions)	Season	4 (vs. Dartmouth 12/10/11)
Career	2 (on three occasions)	Career	4 (vs. Dartmouth 12/10/11)
Steals		Minutes	
Season	2 (vs. Sam Houston 11/16/11)	Season	25 (vs. Dartmouth 12/10/11)
Career	2 (vs. Sam Houston 11/16/11)	Career	25 (vs. Dartmouth 12/10/11)
Blocks			
Season	3 (vs. Dartmouth 12/10/11)		
Career	3 (vs. Dartmouth 12/10/11)		

Game-By-Game Stats

	Start	FG-A	3P-A	FT-A	Reb	PF	TP	A	TO	BK	S	Min
Mississippi Valley State		0-0	0-0	0-0	2	0	0	0	0	0	0	5
Detroit		0-1	0-0	0-0	1	0	0	0	0	0	0	1
Sam Houston State		3-7	0-0	1-2	1	1	7	2	0	0	2	19
Delaware State		3-4	0-0	0-0	0	2	6	0	0	0	0	8
Missouri												DNP
Georgia												DNP
Bryant		2-3	0-0	0-0	0	2	4	1	0	0	0	8
Gonzaga		2-3	0-0	0-0	3	3	4	1	0	2	0	14
Maryland	*	2-3	0-0	0-0	0	2	4	0	0	0	0	9
Maine	*	2-6	0-0	3-5	2	2	7	2	2	1	1	23
Dartmouth	*	2-6	0-0	4-4	5	1	8	1	1	3	1	25
Indiana		0-1	0-0	0-2	0	1	0	0	0	1	0	5
Sacred Heart		3-4	0-0	3-4	1	1	9	2	1	0	0	11
Pittsburgh												
Cincinnati												
Louisville												
South Florida												
Connecticut												
Rutgers												
Syracuse												
Seton Hall												
Connecticut												
Marquette												
West Virginia												
DePaul												
Rutgers												
Villanova												
West Virginia												
St. John's												
Georgetown												
Providence												

Career Stats vs. The BIG EAST


Opponent	GP-GS	Min.	FG-A	3PT-A	FT-A	Reb.	A	PF	B	S	Pts.
Cincinnati	1-0	4	1-1	0-0	0-0	0/0.0	0	1	0	0	2/2.0
Connecticut	0-0	0	0-0	0-0	0-0	0/0.0	0	0	0	0	0/0.0
DePaul	1-0	2	1-1	0-0	0-0	0/0.0	0	0	0	0	2/2.0
Georgetown	0-0	0	0-0	0-0	0-0	0/0.0	0	0	0	0	0/0.0
Louisville	0-0	0	0-0	0-0	0-0	0/0.0	0	0	0	0	0/0.0
Marquette	1-0	2	0-0	0-0	0-0	1/1.0	0	0	0	0	0/0.0
Pittsburgh	0-0	0	0-0	0-0	0-0	0/0.0	0	0	0	0	0/0.0
Providence	0-0	0	0-0	0-0	0-0	0/0.0	0	0	0	0	0/0.0
Rutgers	0-0	0	0-0	0-0	0-0	0/0.0	0	0	0	0	0/0.0
St. John's	1-0	0	0-0	0-0	0-0	0/0.0	0	0	0	0	0/0.0
Seton Hall	0-0	0	0-0	0-0	0-0	0/0.0	0	0	0	0	0/0.0
USF	1-0	5	0-2	0-0	0-0	0/0.0	0	0	0	0	0/0.0
Syracuse	1-0	0+	0-0	0-0	0-0	0/0.0	0	0	0	0	0/0.0
Villanova	1-0	1	0-0	0-0	0-0	1/1.0	1	1	0	0	0/0.0
West Virginia	0-0	0	0-0	0-0	0-0	0/0.0	0	0	0	0	0/0.0

Career Statistics

Season	GP-GS	Min	Avg	FG-A	Pct	3FG-A	Pct	FT-A	Pct	O-D-TOT	Avg	PF-FO	Ast	TO	Blk	Stl	Pts	Avg	
2009-10										Did Not Play									
2010-11	14-0	53	3.8	9-19	.474	0-0	.000	2-2	1.000	7-9-16	1.1	3-0	3	1	2	0	20	1.4	
2011-12	11-3	128	11.6	19-38	.500	0-0	.000	11-17	.647	5-10-15	1.4	15-0	9	4	7	5	49	4.5	
TOTAL	25-3	181	7.2	28-57	.491	0-0	.000	13-19	.684	12-19-31	1.2	18-0	12	5	9	5	69	2.8	

Career BIG EAST Statistics

Season	GP-GS	Min	Avg	FG-A	Pct	3FG-A	Pct	FT-A	Pct	O-D-TOT	Avg	PF-FO	Ast	TO	Blk	Stl	Pts	Avg	
2009-10										Did Not Play									
2010-11	6-0	11	1.8	1-3	.333	0-0	.000	0-0	.000	1-1-2	0.3	1-0	1	0	0	0	2	0.3	
2011-12	0-0	0	0.0	0-0	.000	0-0	.000	0-0	.000	0-0-0	0.0	0-0	0	0	0	0	0	0.0	
TOTAL	6-0	11	1.8	1-3	.333	0-0	.000	0-0	.000	1-1-2	0.3	1-0	1	0	0	0	2	0.3	



32 Joey Brooks | Junior • Guard

6-6 • 220
Houston, Texas • Strake Jesuit Prep School

Career Games With:

Double Figure Points	5
20-Plus Points.....	N/A
30-Plus Points.....	N/A
10-Plus Rebounds.....	N/A
10-Plus Assists	N/A
Double-Double	N/A

2011-12 Honors, Awards & Accomplishments

- First career start against Mississippi Valley State (11/12/11)
- Set career bests in points (13), rebounds (9), FT's (7) and minutes (35) in second career start against Detroit (11/14/11)
- Match career high in points (13) while also setting career best in FG's (5), 3FG's (2) and blocks (3) against Bryant (11/27/11)

Season and Career Bests

Points	Season 13 (on three occasions) Career 13 (on three occasions)	FG's	Season 5 (on two occasions) Career 5 (on two occasions)
Rebounds	Season 9 (vs. Detroit 11/14/11) Career 9 (vs. Detroit 11/14/11)	3PT FG's	Season 2 (vs. Bryant 11/27/11) Career 2 (vs. Bryant 11/27/11)
Assists	Season 3 (on two occasions) Career 3 (on three occasions)	FT's	Season 7 (vs. Detroit 11/14/11) Career 7 (vs. Detroit 11/14/11)
Steals	Season 2 (vs. Detroit 11/14/11) Career 3 (vs. Georgia Southern 11/12/10)	Minutes	Season 35 (vs. Detroit 11/14/11) Career 35 (vs. Detroit 11/14/11)
Blocks	Season 3 (vs. Bryant 11/27/11) Career 3 (vs. Bryant 11/27/11)		

Game-By-Game Stats

	Start	FG-A	3P-A	FT-A	Reb	PF	TP	A	TO	BK	S	Min
Mississippi Valley State	*	3-6	1-2	2-4	4	1	9	3	2	0	0	29
Detroit	*	3-9	0-0	7-13	9	3	13	2	1	0	2	35
Sam Houston State	*	0-4	0-0	0-0	1	1	0	1	0	0	0	12
Delaware State												
Missouri		1-5	1-2	1-2	1	2	4	1	1	0	0	14
Georgia		0-1	0-0	0-0	0	0	0	0	0	0	0	3
Bryant	*	5-7	2-2	1-2	6	3	13	2	2	3	0	24
Gonzaga	*	3-7	0-2	0-2	5	3	6	1	1	0	0	28
Maryland	*	2-6	0-1	3-4	3	3	7	1	0	0	0	26
Maine	*	1-2	0-0	0-0	1	1	2	1	1	0	0	10
Dartmouth		5-6	0-0	3-3	4	3	13	2	1	0	0	22
Indiana		0-1	0-0	0-0	0	0	0	0	1	0	0	4
Sacred Heart		3-5	1-1	5-5	2	2	12	3	0	0	1	17
Pittsburgh												
Cincinnati												
Louisville												
South Florida												
Connecticut												
Rutgers												
Syracuse												
Seton Hall												
Connecticut												
Marquette												
West Virginia												
DePaul												
Rutgers												
Villanova												
West Virginia												
St. John's												
Georgetown												
Providence												

Career Stats vs. The BIG EAST

Opponent	GP-GS	Min.	FG-A	3PT-A	FT-A	Reb.	A	PF	B	S	Pts.
Cincinnati	4-0	13	2-4	1-3	0-1	3/0.8	1	1	0	0	5/1.3
Connecticut	3-0	8	0-0	0-0	0-0	1/0.3	1	2	0	0	0/0.0
DePaul	2-0	11	0-0	0-0	2-2	1/0.5	0	0	0	0	2/1.0
Georgetown	0-0	0	0-0	0-0	0-0	0/0.0	0	0	0	0	0/0.0
Louisville	1-0	2	0-0	0-0	0-0	0/0.0	0	1	0	0	0/0.0
Marquette	2-0	18	1-2	0-0	1-4	1/0.5	0	3	0	2	3/1.5
Pittsburgh	0-0	0	0-0	0-0	0-0	0/0.0	0	0	0	0	0/0.0
Providence	1-0	0	0-0	0-0	0-0	0/0.0	0	0	0	0	0/0.0
Rutgers	2-0	5	0-1	0-0	0-0	0/0.0	0	0	0	1	0/0.0
St. John's	3-0	38	1-1	0-0	9-16	5/1.7	0	4	0	2	11/3.7
Seton Hall	2-0	8	1-1	0-0	1-2	0/0.0	0	2	0	1	3/1.5
USF	1-0	9	0-1	0-0	0-2	0/0.0	0	1	0	0	0/0.0
Syracuse	1-0	1	0-0	0-0	0-0	0/0.0	0	0	0	0	0/0.0
Villanova	2-0	8	1-2	0-0	0-0	0/0.0	1	0	0	1	2/1.0
West Virginia	2-0	11	2-3	1-1	0-0	1/0.5	0	1	0	0	5/2.5

Career Statistics

Season	GP-GS	Min	Avg	FG-A	Pct	3FG-A	Pct	FT-A	Pct	O-D-TOT	Avg	PF-FO	Ast	TO	Blk	Stl	Pts	Avg
2009-10	22-0	86	3.9	15-31	.484	4-7	.571	11-16	.688	5-4-9	0.4	12-0	4	5	0	9	45	2.0
2010-11	27-0	205	7.6	12-34	.353	1-13	.077	17-37	.459	7-22-29	1.1	25-1	11	15	0	10	42	1.6
2011-12	12-7	224	18.7	26-59	.441	5-10	.500	22-35	.629	9-27-36	3.0	22-0	17	10	3	3	79	6.6
TOTAL	61-7	515	8.4	53-124	.427	10-30	.333	50-88	.568	21-53-74	1.2	59-1	32	30	3	22	166	2.7

Career BIG EAST Statistics

Season	GP-GS	Min	Avg	FG-A	Pct	3FG-A	Pct	FT-A	Pct	O-D-TOT	Avg	PF-FO	Ast	TO	Blk	Stl	Pts	Avg
2009-10	11-0	39	3.5	5-8	.625	2-2	1.000	3-4	.750	0-3-3	0.3	5-0	2	1	0	3	15	1.4
2010-11	13-0	87	6.7	2-6	.333	0-2	.000	10-23	.435	1-8-9	0.7	9-0	0	5	0	4	14	1.1
2011-12	0-0	0	0.0	0-0	.000	0-0	.000	0-0	.000	0-0-0	0.0	0-0	0	0	0	0	0	0.0
TOTAL	24-0	126	5.3	7-14	.500	2-4	.500	13-27	.481	1-11-12	0.5	14-0	2	6	0	7	29	1.2



33 Mike Broghammer | Junior • Forward

6-9 • 265
Orono, Minn. • Hopkins

Career Games With:

Double Figure Points.....	N/A
20-Plus Points.....	N/A
30-Plus Points.....	N/A
10-Plus Rebounds.....	N/A
10-Plus Assists.....	N/A
Double-Double.....	N/A

2011-12 Honors, Awards & Accomplishments

- Set career high in assists with two against Sam Houston State (11/16/11)
- Set career highs in points (9) and FG's (4) against Delaware State (11/18/11)
- Notched career marks in rebounds (7), blocks (2) and minutes (16) against Maryland (12/4/11)

Season and Career Bests

Points	9 (vs. Delaware St. 11/18/11)	FG's	4 (vs. Delaware St. 11/18/11)
Season	9 (vs. Delaware St. 11/18/11)	Career	4 (vs. Delaware St. 11/18/11)
Rebounds	7 (vs. Maryland 12/4/11)	3PT FG's	--
Season	7 (vs. Maryland 12/4/11)	Season	1 (vs. Bucknell 12/22/09)
Career	7 (vs. Maryland 12/4/11)	Career	1 (vs. Bucknell 12/22/09)
Assists	2 (on two occasions)	FT's	1 (on two occasions)
Season	2 (on two occasions)	Season	1 (on eight occasions)
Career	2 (on two occasions)	Career	1 (on eight occasions)
Steals	1 (on four occasions)	Minutes	16 (vs. Maryland 12/4/11)
Season	1 (on four occasions)	Season	16 (vs. Maryland 12/4/11)
Career	2 (vs. Louisville 2/17/10)	Career	16 (vs. Maryland 12/4/11)
Blocks	2 (on two occasions)		
Season	2 (on two occasions)		
Career	2 (on two occasions)		

Game-By-Game Stats

	Start	FG-A	3P-A	FT-A	Reb	PF	TP	A	TO	BK	S	Min
Mississippi Valley State	3-4	0-0	0-0	2	0	6	0	0	1	1	8	
Detroit	0-1	0-0	0-2	0	0	0	0	0	0	0	1	
Sam Houston State	1-1	0-0	0-0	2	1	2	2	1	1	1	0	11
Delaware State	4-5	0-0	1-2	5	3	9	1	1	0	0	12	
Missouri	0-0	0-0	0-0	1	0	0	0	0	0	0	4	
Georgia	0-0	0-0	0-0	0	0	0	0	0	0	0	1	
Bryant	3-4	0-0	0-0	4	1	6	1	0	0	0	10	
Gonzaga	0-1	0-0	0-0	0	2	0	0	0	2	0	1	4
Maryland	0-2	0-0	0-2	7	1	0	0	0	2	0	16	
Maine	1-1	0-0	0-2	1	1	2	2	1	0	1	11	
Dartmouth	2-3	0-0	0-0	2	5	4	0	1	2	1	11	
Indiana	0-0	0-0	0-0	0	2	0	0	0	0	0	3	
Sacred Heart	3-3	0-0	1-3	6	1	7	1	0	1	0	12	
Pittsburgh												
Cincinnati												
Louisville												
South Florida												
Connecticut												
Rutgers												
Syracuse												
Seton Hall												
Connecticut												
Marquette												
West Virginia												
DePaul												
Rutgers												
Villanova												
West Virginia												
St. John's												
Georgetown												
Providence												

Career Stats vs. The BIG EAST

Opponent	GP-GS	Min.	FG-A	3PT-A	FT-A	Reb.	A	PF	B	S	Pts.
Cincinnati	0-0	0	0-0	0-0	0-0	0/0.0	0	0	0	0	0/0.0
Connecticut	1-0	1	0-0	0-0	0-0	0/0.0	0	0	0	0	0/0.0
DePaul	0-0	0	0-0	0-0	0-0	0/0.0	0	0	0	0	0/0.0
Georgetown	0-0	0	0-0	0-0	0-0	0/0.0	0	0	0	0	0/0.0
Louisville	1-0	10	1-2	0-0	0-0	1/1.0	0	5	0	2	2/2.0
Marquette	1-0	2	1-1	0-0	0-0	0/0.0	0	0	0	0	2/2.0
Pittsburgh	1-0	3	0-1	0-0	0-0	0/0.0	0	0	0	0	0/0.0
Providence	0-0	0	0-0	0-0	0-0	0/0.0	0	0	0	0	0/0.0
Rutgers	0-0	0	0-0	0-0	0-0	0/0.0	0	0	0	0	0/0.0
St. John's	1-0	2	0-0	0-0	0-0	0/0.0	0	0	1	0	0/0.0
Seton Hall	0-0	0	0-0	0-0	0-0	0/0.0	0	0	0	0	0/0.0
USF	0-0	0	0-0	0-0	0-0	0/0.0	0	0	0	0	0/0.0
Syracuse	1-0	1	0-0	0-0	0-0	0/0.0	0	0	0	0	0/0.0
Villanova	0-0	0	0-0	0-0	0-0	0/0.0	0	0	0	0	0/0.0
West Virginia	0-0	0	0-0	0-0	0-0	0/0.0	0	0	0	0	0/0.0

Career Statistics

Season	GP-GS	Min	Avg	FG-A	Pct	3FG-A	Pct	FT-A	Pct	O-D-TOT	Avg	PF-FO	Ast	TO	Blk	Stl	Pts	Avg
2009-10	13-0	71	5.5	10-22	.455	1-4	.250	3-7	.429	8-6-14	1.1	13-1	2	4	1	4	24	1.8
2010-11	10-0	52	5.2	8-20	.400	0-0	.000	2-6	.333	6-4-10	1.0	8-0	1	2	2	0	18	1.8
2011-12	13-0	104	8.0	17-25	.680	0-0	.000	2-11	.182	13-17-30	2.3	17-1	7	6	7	4	36	2.8
TOTAL	36-0	227	6.3	35-67	.522	1-4	.250	7-24	.292	27-27-54	1.5	38-2	10	12	10	8	78	2.2

Career BIG EAST Statistics

Season	GP-GS	Min	Avg	FG-A	Pct	3FG-A	Pct	FT-A	Pct	O-D-TOT	Avg	PF-FO	Ast	TO	Blk	Stl	Pts	Avg
2009-10	3-0	14	4.7	1-3	.333	0-0	.000	0-0	.000	1-0-1	0.3	5-1	0	1	0	2	2	0.7
2010-11	3-0	5	1.7	1-1	1.000	0-0	.000	0-0	.000	0-0-0	0.0	0-0	0	0	0	0	2	0.7
2011-12	0-0	0	0.0	0-0	.000	0-0	.000	0-0	.000	0-0-0	0.0	0-0	0	0	0	0	0	0.0
TOTAL	6-0	19	3.2	2-4	.500	0-0	.000	0-0	.000	1-0-1	0.2	5-1	0	1	0	2	4	0.7



45 Jack Cooley | Junior • Forward

6-9 • 248
Glenview, Ill. • Glenbrook South

Career Games With:

Double Figure Points.....	9
20-Plus Points.....	2
30-Plus Points.....	N/A
10-Plus Rebounds.....	3
10-Plus Assists.....	N/A
Double-Double.....	2

2011-12 Honors, Awards & Accomplishments

- First career start versus Mississippi Valley State (11/12/11)
- Set career marks in assists (4) and steals (3) against Sam Houston State (11/16/11)
- Registered first career double-double with 11 points (including then-career-high 7 free throws) and a career-best 17 rebounds against Delaware State (11/18/11) in a career-high 31 minutes of action
- Matched career best with 3 steals against Missouri (11/21/11)
- Recorded career best 2 blocks for fifth time in career against Georgia (11/22/11)
- Posted second double-double of the season (22 points, 14 rebounds) against Maine (12/8/11) ... 22 points marked a career best, including career high 8 FT's
- Matched career high in points (22) while blocking a career best four shots against Dartmouth (12/10/11)
- Named to the BIG EAST Weekly Honor Roll on 12/12/11

Season and Career Bests

Points	22 (on two occasions)	FG's	9 (vs. Dartmouth 12/10/11)
Season	22 (on two occasions)	Career	9 (on two occasions)
Rebounds	17 (vs. Delaware St. 11/18/11)	3PT FG's	--
Season	17 (vs. Delaware St. 11/18/11)	Season	--
Career	17 (vs. Delaware St. 11/18/11)	Career	--
Assists	4 (vs. Sam Houston 11/16/11)	FT's	8 (vs. Maine 12/8/11)
Season	4 (vs. Sam Houston 11/16/11)	Season	8 (vs. Maine 12/8/11)
Career	4 (vs. Sam Houston 11/16/11)	Career	8 (vs. Maine 12/8/11)
Steals	3 (on two occasions)	Minutes	31 (vs. Delaware St. 11/18/11)
Season	3 (on two occasions)	Season	31 (vs. Delaware St. 11/18/11)
Career	3 (on two occasions)	Career	31 (vs. Delaware St. 11/18/11)
Blocks	4 (vs. Dartmouth 12/10/11)		
Season	4 (vs. Dartmouth 12/10/11)		
Career	4 (vs. Dartmouth 12/10/11)		

Game-By-Game Stats

	Start	FG-A	3P-A	FT-A	Reb	PF	TP	A	TO	BK	S	Min
Mississippi Valley State	*	0-5	0-0	3-4	10	3	3	1	1	1	0	17
Detroit	*	3-3	0-0	1-1	8	4	7	2	4	2	0	22
Sam Houston State	*	2-3	0-0	2-4	6	3	6	4	3	1	3	24
Delaware State	*	2-7	0-0	7-8	17	2	11	1	2	0	0	31
Missouri	*	0-1	0-0	0-0	1	1	0	0	0	0	3	18
Georgia	*	1-1	0-0	0-3	6	2	2	0	1	2	1	22
Bryant		2-3	0-0	0-0	2	1	4	1	2	0	0	10
Gonzaga	*	3-7	0-0	0-1	6	1	6	0	1	0	0	21
Maryland												DNP-illness
Maine		7-11	0-0	8-9	14	3	22	1	1	2	0	27
Dartmouth	*	9-11	0-0	4-4	9	2	22	1	1	4	1	25
Indiana	*	4-5	0-0	4-5	5	5	12	0	2	1	1	21
Sacred Heart	*	7-7	0-0	5-6	8	1	19	0	0	3	0	25
Pittsburgh												
Cincinnati												
Louisville												
South Florida												
Connecticut												
Rutgers												
Syracuse												
Seton Hall												
Connecticut												
Marquette												
West Virginia												
DePaul												
Rutgers												
Villanova												
West Virginia												
St. John's												
Georgetown												
Providence												

Career Stats vs. The BIG EAST

Opponent	GP-GS	Min.	FG-A	3PT-A	FT-A	Reb.	A	PF	B	S	Pts.
Cincinnati	3-0	21	2-3	0-0	0-0	7/2.3	0	2	2	0	4/1.3
Connecticut	4-0	40	3-7	0-0	1-2	14/3.5	0	5	0	1	7/1.8
DePaul	1-0	7	1-2	0-0	1-2	1/1.0	1	3	0	0	3/3.0
Georgetown	2-0	17	3-3	0-0	0-0	4/2.0	0	0	0	0	6/3.0
Louisville	3-0	51	8-8	0-0	0-1	14/4.7	0	10	3	3	16/5.3
Marquette	2-0	11	0-2	0-0	0-0	3/1.5	0	2	0	0	0/0.0
Pittsburgh	2-0	23	1-2	0-0	0-1	5/2.5	0	5	2	0	2/1.0
Providence	1-0	8	1-2	0-0	0-0	2/2.0	2	0	0	0	2/2.0
Rutgers	1-0	4	1-2	0-0	0-0	1/1.0	0	0	1	0	2/2.0
St. John's	3-0	29	2-5	0-0	3-6	8/2.7	0	4	2	1	7/2.3
Seton Hall	1-0	5	0-0	0-0	0-2	1/1.0	0	1	0	0	0/0.0
USF	2-0	16	9-10	0-0	0-1	8/4.0	0	2	1	1	18/9.0
Syracuse	1-0	12	2-3	0-0	0-0	2/2.0	0	2	1	0	4/4.0
Villanova	2-0	14	0-0	0-0	0-0	5/2.5	1	1	1	0	0/0.0
West Virginia	1-0	9	0-2	0-0	0-0	3/3.0	1	1	0	0	0/0.0

Career Statistics

Season	GP-GS	Min	Avg	FG-A	Pct	3FG-A	Pct	FT-A	Pct	O-D-TOT	Avg	PF-FO	Ast	TO	Blk	Stl	Pts	Avg
2009-10	21-0	111	5.3	8-20	.400	0-0	.000	4-12	.333	22-15-37	1.8	19-1	1	4	5	3	20	1.0
2010-11	34-0	351	10.3	55-84	.655	0-0	.000	15-29	.517	53-53-106	3.1	51-0	11	11	18	8	125	3.7
2011-12	12-10	263	21.9	40-64	.625	0-0	.000	34-45	.756	37-55-92	7.7	28-1	11	18	16	9	114	9.5
TOTAL	67-10	725	10.8	103-168	.613	0-0	.000	53-86	.616	112-123-235	3.5	98-2	23	33	39	20	259	3.9

Career BIG EAST Statistics

Season	GP-GS	Min	Avg	FG-A	Pct	3FG-A	Pct	FT-A	Pct	O-D-TOT	Avg	PF-FO	Ast	TO	Blk	Stl	Pts	Avg
2009-10	9-0	59	6.6	4-6	.667	0-0	.000	1-4	.250	7-8-15	1.7	14-1	0	1	2	2	9	1.0
2010-11	18-0	177	9.8	25-40	.625	0-0	.000	4-11	.364	23-27-50	2.8	23-0	5	4	8	3	54	3.0
2011-12	0-0	0	0.0	0-0	.000	0-0	.000	0-0	.000	0-0-0	0.0	0-0	0	0	0	0	0	0.0
TOTAL	27-0	236	8.7	29-46	.630	0-0	.000	5-15	.333	30-35-65	2.4	37-1	5	5	10	5	63	2.3

Game #13

Notre Dame 106, Sacred Heart 65 Notre Dame, Ind. (Purcell Pavilion) December 19, 2011

Sacred Heart	FG-A	3FG-A	FT-A	REB	PF	TP	A	TO	BK	ST	MIN
Justin Swidowski	1-5	0-1	2-2	2-3-5	5	4	0	2	0	0	16
Femi Akinpetide	3-5	0-0	2-2	2-3-5	3	8	2	2	0	0	21
Evan Kelley	1-9	0-0	2-2	0-0-0	1	4	2	3	0	0	26
Chris Evans	1-3	0-0	2-2	1-1-2	1	4	0	1	0	0	24
Shane Gibson	8-16	3-8	3-3	0-3-3	0	22	4	2	1	1	24
Phil Gaetano	1-3	1-3	0-0	0-1-1	0	3	4	2	0	0	23
Louis Montes	1-1	0-0	2-2	1-1-2	5	4	0	0	0	0	14
Nick Greenbacker	2-4	1-1	0-0	0-2-2	5	5	0	0	0	0	14
Steve Glowiak	2-5	1-4	2-2	0-0-0	0	7	0	0	0	0	14
Stan Dulaire	2-5	0-0	0-0	0-1-1	3	4	4	0	0	0	24
Team				1-2-3							
Totals	22-56	6-17	15-15	7-17-24	23	65	16	12	1	1	200
Total FG%	1st Half: 11-25, 44.0%			2nd Half: 11-31, 35.5%			Game: 39.3%				
3-PT FG%	1st Half: 5-10, 50.0%			2nd Half: 1-7, 14.3%			Game: 35.3%				
FT %	1st Half: 10-10, 100.0%			2nd Half: 5-5, 100.0%			Game: 100.0%				
Deadball Rebounds:	0										

Notre Dame	FG-A	3FG-A	FT-A	REB	PF	TP	A	TO	BK	ST	MIN
Jack Cooley	7-7	0-0	5-6	5-3-8	1	19	0	0	3	0	25
Eric Atkins	4-7	1-3	4-6	2-2-4	1	13	9	0	2	2	29
Alex Dragicevich	4-8	2-5	2-2	0-5-5	1	12	1	3	1	0	28
Scott Martin	3-6	0-1	3-4	0-5-5	2	9	1	0	0	2	23
Jerian Grant	5-10	3-4	2-2	0-2-2	1	15	7	0	0	1	31
Patrick Crowley	2-3	1-1	0-0	1-0-1	0	5	1	0	0	0	4
Pat Connaughton	1-4	1-2	2-2	0-2-2	1	5	0	0	0	0	20
Tom Knight	3-4	0-0	3-4	0-1-1	1	9	2	1	0	0	11
Joey Brooks	3-5	1-1	5-5	1-1-2	2	12	3	0	0	1	17
Mike Broghammer	3-3	0-0	1-3	1-5-6	1	7	1	0	1	0	12
Team				0-1-1							
Totals	35-57	9-17	27-34	10-27-37	11	106	25	4	5	6	200
Total FG%	1st Half: 17-30, 56.7%			2nd Half: 18-27, 66.7%			Game: 61.4%				
3-PT FG%	1st Half: 3-8, 37.5%			2nd Half: 6-9, 66.7%			Game: 52.9%				
FT %	1st Half: 11-14, 78.6%			2nd Half: 16-20, 80.0%			Game: 79.4%				
Deadball Rebounds:	2										

SCORE BY PERIODS

	1	2	F
Sacred Heart	37	28	65
Notre Dame	48	58	106

OFFICIALS: John Gaffney, Chris Beaver, Tony Crisp

TECHNICALS: Sacred Heart - None. Notre Dame - None.

ATTENDANCE: 7,042

Notes: This was the second meeting ever between the two schools ... Notre Dame improved its home win streak to 27 games, the second-longest in program history at Purcell Pavilion at the Joyce Center ... The Irish's season-high 106 points marked the first time the Irish topped the 100-point mark since Nov. 17, 2010 (a 102-62 win over Chicago State) and were the most points by a Notre Dame since a 108-62 victory against Northern Illinois on Dec. 8, 2007 ... Irish teams have now topped the 100-point plateau 14 times under Mike Brey ... Notre Dame had five players in double figures for the fifth time this season ... The 41-point margin of victory was the largest of the season ... The Irish shot a season-best 61.4 percent from the field ... Notre Dame's four turnovers were a season low, while its 25 assists were a season high ... Eric Atkins' nine assists matched a career high ... With his 19 points, Jack Cooley extended his double-figure scoring streak to a career-best four games ... Jerian Grant reached double figures for the 10th time ... Tom Knight's nine points were a career high.

2011-12 Notre Dame Men's Basketball
 Notre Dame Combined Team Statistics (as of Dec 19, 2011)
 All games

RECORD:	OVERALL	HOME	AWAY	NEUTRAL
ALL GAMES	8-5	8-0	0-1	0-4
CONFERENCE	0-0	0-0	0-0	0-0
NON-CONFERENCE	8-5	8-0	0-1	0-4

##	Player	gp-gs	min	avg	Total		3-Point		F-Throw		Rebounds				pf	dq	a	to	blk	stl	pts	avg		
					fg-fga	fg%	3fg-fga	3fg%	ft-fta	ft%	off	def	tot	avg										
21	ABROMAITIS, Tim	2-2	76	38.0	10-30	.333	0-11	.000	8-9	.889	2	12	14	7.0	7	1	5	6	0	1	28	14.0		
00	ATKINS, Eric	11-11	395	35.9	46-109	.422	17-34	.500	44-55	.800	7	23	30	2.7	18	0	44	27	0	14	153	13.9		
22	GRANT, Jerian	13-12	428	32.9	50-104	.481	18-44	.409	47-59	.797	6	43	49	3.8	20	0	57	17	3	16	165	12.7		
45	COOLEY, Jack	12-10	263	21.9	40-64	.625	0-0	.000	34-45	.756	37	55	92	7.7	28	1	11	18	16	9	114	9.5		
14	MARTIN, Scott	12-12	359	29.9	37-103	.359	12-47	.255	23-35	.657	8	49	57	4.8	31	1	14	20	5	11	109	9.1		
12	DRAGICEVICH, Alex	13-5	293	22.5	35-81	.432	18-53	.340	20-28	.714	5	26	31	2.4	14	0	20	12	7	1	108	8.3		
24	CONNAUGHTON, Pat	13-3	318	24.5	33-77	.429	14-38	.368	19-25	.760	13	44	57	4.4	14	0	10	8	1	5	99	7.6		
32	BROOKS, Joey	12-7	224	18.7	26-59	.441	5-10	.500	22-35	.629	9	27	36	3.0	22	0	17	10	3	3	79	6.6		
25	KNIGHT, Tom	11-3	128	11.6	19-38	.500	0-0	.000	11-17	.647	5	10	15	1.4	15	0	9	4	7	5	49	4.5		
33	BROGHAMMER, Mike	13-0	104	8.0	17-25	.680	0-0	.000	2-11	.182	13	17	30	2.3	17	1	7	6	7	4	36	2.8		
04	CROWLEY, Patrick	6-0	12	2.0	2-8	.250	1-3	.333	0-0	.000	1	1	2	0.3	0	0	1	1	0	1	5	0.8		
Team											18	18	36											
Total.....		13	2600		315-698	.451	85-240	.354	230-319	.721	124	325	449	34.5	186	4	195	130	49	70	945	72.7		
Opponents.....		13	2600		312-752	.415	80-218	.367	143-197	.726	136	308	444	34.2	257	-	169	149	33	65	847	65.2		

TEAM STATISTICS	ND	OPP	Date	Opponent	Score	Att.
SCORING	945	847	11-12-11	MISS. VALLEY STATE	w 80-67	7087
Points per game	72.7	65.2	@ 11-14-11	DETROIT	w 59-53	6720
Scoring margin	+7.5	-	@ 11-16-11	SAM HOUSTON STATE	w 74-41	6614
FIELD GOALS-ATT	315-698	312-752	11-18-11	DELAWARE STATE	w 93-69	8826
Field goal pct	.451	.415	@ 11-21-11	vs Missouri	L 58-87	11436
3 POINT FG-ATT	85-240	80-218	@ 11-22-11	vs Georgia	L 57-61	10747
3-point FG pct	.354	.367	11-27-11	BRYANT	w 84-59	7138
3-pt FG made per game	6.5	6.2	11-30-11	at GONZAGA BULLDOGS	L 53-73	6000
FREE THROWS-ATT	230-319	143-197	\$ 12-04-11	vs Maryland	L 71-78	10714
Free throw pct	.721	.726	12-08-11	MAINE	w 87-78	7024
F-Throws made per game	17.7	11.0	12-10-11	DARTMOUTH	w 65-47	7651
REBOUNDS	449	444	^ 12-17-11	vs Indiana	L 58-69	19064
Rebounds per game	34.5	34.2	12-19-11	SACRED HEART	w 106-65	7042
Rebounding margin	+0.4	-				
ASSISTS	195	169	@ = CBE Classic			
Assists per game	15.0	13.0	\$ = BB&T Classic			
TURNOVERS	130	149	^ = Crossroads Classic			
Turnovers per game	10.0	11.5	* = Conference game			
Turnover margin	+1.5	-				
Assist/turnover ratio	1.5	1.1				
STEALS	70	65				
Steals per game	5.4	5.0				
BLOCKS	49	33				
Blocks per game	3.8	2.5				
ATTENDANCE	58102	57961				
Home games-Avg/Game	8-7263	1-6000				
Neutral site-Avg/Game	-	4-12990				

Score by Periods	1st	2nd	Totals
Notre Dame	461	484	945
Opponents	416	431	847

2011-12 Notre Dame Men's Basketball
 Notre Dame Season Box Score (as of Dec 19, 2011)
 All games

RECORD:	OVERALL	HOME	AWAY	NEUTRAL
ALL GAMES	8-5	8-0	0-1	0-4
CONFERENCE	0-0	0-0	0-0	0-0
NON-CONFERENCE	8-5	8-0	0-1	0-4

##	Player	gp-gs	min	avg	Total		3-Point		F-Throw		Rebounds				pf	dq	a	to	blk	stl	pts	avg
					fg-fga	fg%	3fg-fga	3fg%	ft-fa	ft%	off	def	tot	avg								
21	ABROMAITIS, Tim	2-2	76	38.0	10-30	.333	0-11	.000	8-9	.889	2	12	14	7.0	7	1	5	6	0	1	28	14.0
00	ATKINS, Eric	11-11	395	35.9	46-109	.422	17-34	.500	44-55	.800	7	23	30	2.7	18	0	44	27	0	14	153	13.9
22	GRANT, Jerian	13-12	428	32.9	50-104	.481	18-44	.409	47-59	.797	6	43	49	3.8	20	0	57	17	3	16	165	12.7
45	COOLEY, Jack	12-10	263	21.9	40-64	.625	0-0	.000	34-45	.756	37	55	92	7.7	28	1	11	18	16	9	114	9.5
14	MARTIN, Scott	12-12	359	29.9	37-103	.359	12-47	.255	23-35	.657	8	49	57	4.8	31	1	14	20	5	11	109	9.1
12	DRAGICEVICH, Alex	13-5	293	22.5	35-81	.432	18-53	.340	20-28	.714	5	26	31	2.4	14	0	20	12	7	1	108	8.3
24	CONNAUGHTON, Pat	13-3	318	24.5	33-77	.429	14-38	.368	19-25	.760	13	44	57	4.4	14	0	10	8	1	5	99	7.6
32	BROOKS, Joey	12-7	224	18.7	26-59	.441	5-10	.500	22-35	.629	9	27	36	3.0	22	0	17	10	3	3	79	6.6
25	KNIGHT, Tom	11-3	128	11.6	19-38	.500	0-0	.000	11-17	.647	5	10	15	1.4	15	0	9	4	7	5	49	4.5
33	BROGHAMMER, Mike	13-0	104	8.0	17-25	.680	0-0	.000	2-11	.182	13	17	30	2.3	17	1	7	6	7	4	36	2.8
04	CROWLEY, Patrick	6-0	12	2.0	2-8	.250	1-3	.333	0-0	.000	1	1	2	0.3	0	0	1	1	0	1	5	0.8
Team											18	18	36				1					
Total.....		13	2600		315-698	.451	85-240	.354	230-319	.721	124	325	449	34.5	186	4	195	130	49	70	945	72.7
Opponents.....		13	2600		312-752	.415	80-218	.367	143-197	.726	136	308	444	34.2	257	-	169	149	33	65	847	65.2

Score by Periods	1st	2nd	Totals
Notre Dame	461	484	945
Opponents	416	431	847

2011-12 Notre Dame Men's Basketball
 Notre Dame Season Schedule/Results & Leaders (as of Dec 19, 2011)
 All games

RECORD:	OVERALL	HOME	AWAY	NEUTRAL
ALL GAMES	8-5	8-0	0-1	0-4
CONFERENCE	0-0	0-0	0-0	0-0
NON-CONFERENCE	8-5	8-0	0-1	0-4

Date	Opponent	Score	Att.	High Points	High Rebounds
11-12-11	MISS. VALLEY STATE	w 80-67	7087	(27)ATKINS, Eric	(10)COOLEY, Jack
11-14-11	@DETROIT	w 59-53	6720	(13)BROOKS, Joey (13)ATKINS, Eric	(9)CONNAUGHTON, Pat (9)BROOKS, Joey
11-16-11	@SAM HOUSTON STATE	w 74-41	6614	(24)CONNAUGHTON, Pat	(6)GRANT, Jerian (6)COOLEY, Jack
11-18-11	DELAWARE STATE	w 93-69	8826	(23)MARTIN, Scott	(17)COOLEY, Jack
11-21-11	@vs Missouri	58-87 L	11436	(22)ABROMAITIS, Tim	(8)ABROMAITIS, Tim
11-22-11	@vs Georgia	57-61 L	10747	(20)GRANT, Jerian	(6)COOLEY, Jack (6)ABROMAITIS, Tim
11-27-11	BRYANT	w 84-59	7138	(18)ATKINS, Eric	(11)GRANT, Jerian
11-30-11	at GONZAGA BULLDOGS	53-73 L	6000	(16)GRANT, Jerian	(6)COOLEY, Jack
12-04-11	\$vs Maryland	71-78 L	10714	(20)GRANT, Jerian	(7)BROGHAMMER, Mike
12-08-11	MAINE	w 87-78	7024	(26)ATKINS, Eric	(14)COOLEY, Jack
12-10-11	DARTMOUTH	w 65-47	7651	(22)COOLEY, Jack	(9)COOLEY, Jack
12-17-11	^vs Indiana	58-69 L	19064	(15)ATKINS, Eric	(7)MARTIN, Scott
12-19-11	SACRED HEART	w 106-65	7042	(19)COOLEY, Jack	(8)COOLEY, Jack

@ = CBE Classic
 \$ = BB&T Classic
 ^ = Crossroads Classic
 * = Conference game

Attendance Summary	Games	Attend	Avg/Game
Home	8	58102	7263
Away	1	6000	6000
Neutral	4	51961	12990
Total	13	116063	8928

2011-12 Notre Dame Men's Basketball
 Notre Dame Extended Season Box Score (as of Dec 19, 2011)
 All games

RECORD:	OVERALL	HOME	AWAY	NEUTRAL
ALL GAMES	8-5	8-0	0-1	0-4
CONFERENCE	0-0	0-0	0-0	0-0
NON-CONFERENCE	8-5	8-0	0-1	0-4

##	Player	gp-gs	min	avg	Total		3-Point		F-Throw		Rebounds				pf	dq	a	a/g	to	to/g	a/to	blk	blk/g	stl	stl/g	pts	avg
					fg-fga	fg%	3fg-fga	3fg%	ft-fa	ft%	off	def	tot	avg													
21	ABROMAITIS, Tim	2-2	76	38.0	10-30	.333	0-11	.000	8-9	.889	2	12	14	7.0	7	1	5	2.50	6	3.00	0.83	0	0.00	1	0.50	28	14.0
00	ATKINS, Eric	11-11	395	35.9	46-109	.422	17-34	.500	44-55	.800	7	23	30	2.7	18	0	44	4.00	27	2.45	1.63	0	0.00	14	1.27	153	13.9
22	GRANT, Jerian	13-12	428	32.9	50-104	.481	18-44	.409	47-59	.797	6	43	49	3.8	20	0	57	4.38	17	1.31	3.35	3	0.23	16	1.23	165	12.7
45	COOLEY, Jack	12-10	263	21.9	40-64	.625	0-0	.000	34-45	.756	37	55	92	7.7	28	1	11	0.92	18	1.50	0.61	16	1.33	9	0.75	114	9.5
14	MARTIN, Scott	12-12	359	29.9	37-103	.359	12-47	.255	23-35	.657	8	49	57	4.8	31	1	14	1.17	20	1.67	0.70	5	0.42	11	0.92	109	9.1
12	DRAGICEVICH, Alex	13-5	293	22.5	35-81	.432	18-53	.340	20-28	.714	5	26	31	2.4	14	0	20	1.54	12	0.92	1.67	7	0.54	1	0.08	108	8.3
24	CONNAUGHTON, Pat	13-3	318	24.5	33-77	.429	14-38	.368	19-25	.760	13	44	57	4.4	14	0	10	0.77	8	0.62	1.25	1	0.08	5	0.38	99	7.6
32	BROOKS, Joey	12-7	224	18.7	26-59	.441	5-10	.500	22-35	.629	9	27	36	3.0	22	0	17	1.42	10	0.83	1.70	3	0.25	3	0.25	79	6.6
25	KNIGHT, Tom	11-3	128	11.6	19-38	.500	0-0	.000	11-17	.647	5	10	15	1.4	15	0	9	0.82	4	0.36	2.25	7	0.64	5	0.45	49	4.5
33	BROGHAMMER, Mike	13-0	104	8.0	17-25	.680	0-0	.000	2-11	.182	13	17	30	2.3	17	1	7	0.54	6	0.46	1.17	7	0.54	4	0.31	36	2.8
04	CROWLEY, Patrick	6-0	12	2.0	2-8	.250	1-3	.333	0-0	.000	1	1	2	0.3	0	0	1	0.17	1	0.17	1.00	0	0.00	1	0.17	5	0.8
Total.....		13	2600		315-698	.451	85-240	.354	230-319	.721	124	325	449	34.5	186	4	195	15.00	130	10.00	1.50	49	3.77	70	5.38	945	72.7
Opponents.....		13	2600		312-752	.415	80-218	.367	143-197	.726	136	308	444	34.2	257	-	169	13.00	149	11.46	1.13	33	2.54	65	5.00	847	65.2

Score by Periods	1st	2nd	Totals
Notre Dame	461	484	945
Opponents	416	431	847

2011-12 Notre Dame Men's Basketball
 Notre Dame Overall Team Statistics (as of Dec 19, 2011)
 All games

TEAM STATISTICS	ND	OPP
SCORING	945	847
Points per game	72.7	65.2
Scoring margin	+7.5	-
FIELD GOALS-ATT	315-698	312-752
Field goal pct	.451	.415
3 POINT FG-ATT	85-240	80-218
3-point FG pct	.354	.367
3-pt FG made per game	6.5	6.2
FREE THROWS-ATT	230-319	143-197
Free throw pct	.721	.726
F-Throws made per game	17.7	11.0
REBOUNDS	449	444
Rebounds per game	34.5	34.2
Rebounding margin	+0.4	-
ASSISTS	195	169
Assists per game	15.0	13.0
TURNOVERS	130	149
Turnovers per game	10.0	11.5
Turnover margin	+1.5	-
Assist/turnover ratio	1.5	1.1
STEALS	70	65
Steals per game	5.4	5.0
BLOCKS	49	33
Blocks per game	3.8	2.5
WINNING STREAK	1	-
Home win streak	8	-
ATTENDANCE	58102	57961
Home games-Avg/Game	8-7263	1-6000
Neutral site-Avg/Game	-	4-12990

Score by Periods	1st	2nd	Totals
Notre Dame	461	484	945
Opponents	416	431	847

2011-12 Notre Dame Men's Basketball
 Notre Dame Team Game-by-Game Comparison (as of Dec 19, 2011)
 All games

Opponent	1st	2nd	Score	Mar	Total FG	FG Pct	3-Pointers	3FG Pct	Free Throws	FT Pct	Rebounds	Assist	T/Over	Block	Steal	Fouls
MISS. VALLEY STATE	38/30	42/37	80-67	+13	24-54/28-63	.444/.444	8-19/8-23	.421/.348	24-29/3-8	.828/.375	39/30 +9	19/16	11/12	2/0	5/5	12/23
DETROIT	28/31	31/22	59-53	+6	19-47/21-68	.404/.309	4-15/6-21	.267/.286	17-31/5-8	.548/.625	42/44 (2)	12/13	13/12	3/7	4/5	12/26
SAM HOUSTON STATE	38/16	36/25	74-41	+33	27-51/18-53	.529/.340	10-19/3-15	.526/.200	10-20/2-5	.500/.400	32/34 (2)	21/11	9/18	3/1	10/3	10/17
DELAWARE STATE	43/30	50/39	93-69	+24	30-61/22-54	.492/.407	11-23/8-17	.478/.471	22-28/17-26	.786/.654	46/24 +22	20/12	9/8	1/7	1/6	17/22
Missouri	37/52	21/35	58-87	(29)	20-54/32-55	.370/.582	4-16/5-11	.250/.455	14-19/18-21	.737/.857	24/38 (14)	8/12	13/8	1/5	5/10	16/17
Georgia	29/31	28/30	57-61	(4)	16-46/22-53	.348/.415	4-20/12-26	.200/.462	21-28/5-11	.750/.455	23/37 (14)	7/14	8/14	3/3	7/5	16/22
BRYANT	47/28	37/31	84-59	+25	31-64/23-65	.484/.354	11-25/6-26	.440/.231	11-15/7-11	.733/.636	46/33 +13	24/12	10/9	3/1	4/4	11/14
GONZAGA BULLDOGS	22/35	31/38	53-73	(20)	20-52/28-61	.385/.459	2-14/6-15	.143/.400	11-18/11-15	.611/.733	32/40 (8)	6/16	17/13	3/3	8/10	16/17
Maryland	30/35	41/43	71-78	(7)	24-55/23-54	.436/.426	7-21/7-10	.333/.700	16-22/25-35	.727/.714	30/40 (10)	10/9	7/8	4/2	3/1	22/16
MAINE	44/41	43/37	87-78	+9	29-56/34-63	.518/.540	8-20/6-16	.400/.375	21-28/4-5	.750/.800	34/26 +8	18/19	10/9	5/0	3/7	8/20
DARTMOUTH	37/24	28/23	65-47	+18	24-59/15-50	.407/.300	3-20/4-14	.150/.286	14-15/13-15	.933/.867	36/34 +2	16/10	7/15	11/1	8/4	15/15
Indiana	20/26	38/43	58-69	(11)	16-42/24-57	.381/.421	4-11/3-7	.364/.429	22-32/18-22	.688/.818	28/40 (12)	9/9	12/11	5/2	6/4	20/25
SACRED HEART	48/37	58/28	106-65	+41	35-57/22-56	.614/.393	9-17/6-17	.529/.353	27-34/15-15	.794/1000	37/24 +13	25/16	4/12	5/1	6/1	11/23

Note: Game totals are displayed in the format TEAM/OPPONENT for each category

2011-12 Notre Dame Men's Basketball
 Notre Dame Points-Rebounds-Assists (as of Dec 19, 2011)
 All games

Opponent	Date	Score		00	04	12	14	21	22	24
				ATKINS,ERI	CROWLEY,PA	DRAGICEVIC	MARTIN,SCO	ABROMAITIS	GRANT,JERI	CONNAUGHTO
MISS. VALLEY STATE	11-12-11	80-67	w	27-4-6	0-0-0	7-4-2	15-5-2	DNP	11-2-5	2-4-0
DETROIT	11-14-11	59-53	w	13-2-4	DNP	2-2-1	3-6-0	DNP	11-2-3	10-9-0
SAM HOUSTON STATE	11-16-11	74-41	w	DNP	0-1-0	7-3-3	11-5-1	DNP	17-6-7	24-5-1
DELAWARE STATE	11-18-11	93-69	w	DNP	0-0-0	18-3-7	23-5-3	DNP	17-4-6	9-7-2
vs Missouri	11-21-11	58-87	L	7-1-1	DNP	0-0-0	12-5-1	22-8-3	6-1-2	7-5-0
vs Georgia	11-22-11	57-61	L	12-2-1	DNP	0-0-0	6-3-0	6-6-2	20-5-4	11-0-0
BRYANT	11-27-11	84-59	w	18-4-9	0-0-0	13-4-0	12-8-0	DNP	12-11-7	2-3-3
at GONZAGA BULLDOGS	11-30-11	53-73	L	6-3-1	DNP	3-3-0	1-4-0	DNP	16-1-3	11-3-0
vs Maryland	12-04-11	71-78	L	16-2-2	DNP	8-0-1	7-4-3	DNP	20-4-3	9-6-0
MAINE	12-08-11	87-78	w	26-2-6	DNP	14-2-3	4-0-1	DNP	6-4-2	4-5-0
DARTMOUTH	12-10-11	65-47	w	0-4-3	0-0-0	15-3-2	DNP	DNP	0-3-4	3-4-3
vs Indiana	12-17-11	58-69	L	15-2-2	DNP	9-2-0	6-7-2	DNP	14-4-4	2-4-1
SACRED HEART	12-19-11	106-65	w	13-4-9	5-1-1	12-5-1	9-5-1	DNP	15-2-7	5-2-0

Opponent	Date	Score		25	32	33	45
				KNIGHT,TOM	BROOKS,JOE	BROGHAMME	COOLEY,JAC
MISS. VALLEY STATE	11-12-11	80-67	w	0-2-0	9-4-3	6-2-0	3-10-1
DETROIT	11-14-11	59-53	w	0-1-0	13-9-2	0-0-0	7-8-2
SAM HOUSTON STATE	11-16-11	74-41	w	7-1-2	0-1-1	2-2-2	6-6-4
DELAWARE STATE	11-18-11	93-69	w	6-0-0	DNP	9-5-1	11-17-1
vs Missouri	11-21-11	58-87	L	DNP	4-1-1	0-1-0	0-1-0
vs Georgia	11-22-11	57-61	L	DNP	0-0-0	0-0-0	2-6-0
BRYANT	11-27-11	84-59	w	4-0-1	13-6-2	6-4-1	4-2-1
at GONZAGA BULLDOGS	11-30-11	53-73	L	4-3-1	6-5-1	0-0-0	6-6-0
vs Maryland	12-04-11	71-78	L	4-0-0	7-3-1	0-7-0	DNP
MAINE	12-08-11	87-78	w	7-2-2	2-1-1	2-1-2	22-14-1
DARTMOUTH	12-10-11	65-47	w	8-5-1	13-4-2	4-2-0	22-9-1
vs Indiana	12-17-11	58-69	L	0-0-0	0-0-0	0-0-0	12-5-0
SACRED HEART	12-19-11	106-65	w	9-1-2	12-2-3	7-6-1	19-8-0

2011-12 Notre Dame Men's Basketball
 Notre Dame Team High/Low Analysis (as of Dec 19, 2011)
 All games

Notre Dame - TEAM GAME HIGHS

POINTS	106	SACRED HEART (12-19-11)
	93	DELAWARE STATE (11-18-11)
	87	MAINE (12-08-11)
	84	BRYANT (11-27-11)
	80	MISS. VALLEY STATE (11-12-11)
FIELD GOALS MADE	35	SACRED HEART (12-19-11)
	31	BRYANT (11-27-11)
FIELD GOAL ATTEMPTS	64	BRYANT (11-27-11)
	61	DELAWARE STATE (11-18-11)
FIELD GOAL PERCENTAGE	.614 (35-57)	SACRED HEART (12-19-11)
	.529 (27-51)	SAM HOUSTON STATE (11-16-11)
3 PT FIELD GOALS MADE	11	BRYANT (11-27-11)
	11	DELAWARE STATE (11-18-11)
3 PT FG ATTEMPTS	25	BRYANT (11-27-11)
	23	DELAWARE STATE (11-18-11)
3 PT FG PERCENTAGE	.529 (9-17)	SACRED HEART (12-19-11)
	.526 (10-19)	SAM HOUSTON STATE (11-16-11)
FREE THROWS MADE	27	SACRED HEART (12-19-11)
	24	MISS. VALLEY STATE (11-12-11)
FREE THROW ATTEMPTS	34	SACRED HEART (12-19-11)
	32	vs Indiana (12-17-11)
FREE THROW PERCENTAGE	.933 (14-15)	DARTMOUTH (12-10-11)
	.828 (24-29)	MISS. VALLEY STATE (11-12-11)
REBOUNDS	46	BRYANT (11-27-11)
	46	DELAWARE STATE (11-18-11)
ASSISTS	25	SACRED HEART (12-19-11)
	24	BRYANT (11-27-11)
STEALS	10	SAM HOUSTON STATE (11-16-11)
	8	DARTMOUTH (12-10-11)
	8	at GONZAGA BULLDOGS (11-30-11)
BLOCKED SHOTS	11	DARTMOUTH (12-10-11)
	5	SACRED HEART (12-19-11)
	5	vs Indiana (12-17-11)
	5	MAINE (12-08-11)
TURNOVERS	17	at GONZAGA BULLDOGS (11-30-11)
	13	vs Missouri (11-21-11)
	13	DETROIT (11-14-11)
FOULS	22	vs Maryland (12-04-11)
	20	vs Indiana (12-17-11)

2011-12 Notre Dame Men's Basketball
 Notre Dame High/Low Analysis (as of Dec 19, 2011)
 All games

Opponent - GAME HIGHS

POINTS	87	vs Missouri (11-21-11)
	78	MAINE (12-08-11)
	78	vs Maryland (12-04-11)
	73	at GONZAGA BULLDOGS (11-30-11)
	69	vs Indiana (12-17-11)
	69	DELAWARE STATE (11-18-11)
FIELD GOALS MADE	34	MAINE (12-08-11)
	32	vs Missouri (11-21-11)
	68	DETROIT (11-14-11)
FIELD GOAL ATTEMPTS	65	BRYANT (11-27-11)
FIELD GOAL PERCENTAGE	.582 (32-55)	vs Missouri (11-21-11)
	.540 (34-63)	MAINE (12-08-11)
3 PT FIELD GOALS MADE	12	vs Georgia (11-22-11)
	8	DELAWARE STATE (11-18-11)
	8	MISS. VALLEY STATE (11-12-11)
	26	BRYANT (11-27-11)
3 PT FG ATTEMPTS	26	vs Georgia (11-22-11)
3 PT FG PERCENTAGE	.700 (7-10)	vs Maryland (12-04-11)
	.471 (8-17)	DELAWARE STATE (11-18-11)
FREE THROWS MADE	25	vs Maryland (12-04-11)
	18	vs Indiana (12-17-11)
	18	vs Missouri (11-21-11)
	35	vs Maryland (12-04-11)
FREE THROW ATTEMPTS	26	DELAWARE STATE (11-18-11)
FREE THROW PERCENTAGE	1.000 (15-15)	SACRED HEART (12-19-11)
	.867 (13-15)	DARTMOUTH (12-10-11)
REBOUNDS	44	DETROIT (11-14-11)
	40	vs Indiana (12-17-11)
	40	vs Maryland (12-04-11)
	40	at GONZAGA BULLDOGS (11-30-11)
ASSISTS	19	MAINE (12-08-11)
	16	SACRED HEART (12-19-11)
	16	at GONZAGA BULLDOGS (11-30-11)
	16	MISS. VALLEY STATE (11-12-11)
STEALS	10	at GONZAGA BULLDOGS (11-30-11)
	10	vs Missouri (11-21-11)
BLOCKED SHOTS	7	DELAWARE STATE (11-18-11)
	7	DETROIT (11-14-11)
	18	SAM HOUSTON STATE (11-16-11)
TURNOVERS	15	DARTMOUTH (12-10-11)
FOULS	26	DETROIT (11-14-11)
	25	vs Indiana (12-17-11)

2011-12 Notre Dame Men's Basketball
 Notre Dame High/Low Analysis (as of Dec 19, 2011)
 All games

Notre Dame - GAME LOWS

POINTS	53		at GONZAGA BULLDOGS (11-30-11)
	57		vs Georgia (11-22-11)
	58		vs Missouri (11-21-11)
	58		vs Indiana (12-17-11)
	59		DETROIT (11-14-11)
FIELD GOALS MADE	16		vs Georgia (11-22-11)
	16		vs Indiana (12-17-11)
FIELD GOAL ATTEMPTS	42		vs Indiana (12-17-11)
	46		vs Georgia (11-22-11)
FIELD GOAL PERCENTAGE	.348	(16-46)	vs Georgia (11-22-11)
	.370	(20-54)	vs Missouri (11-21-11)
3 PT FIELD GOALS MADE	2		at GONZAGA BULLDOGS (11-30-11)
	3		DARTMOUTH (12-10-11)
3 PT FG ATTEMPTS	11		vs Indiana (12-17-11)
	14		at GONZAGA BULLDOGS (11-30-11)
3 PT FG PERCENTAGE	.143	(2-14)	at GONZAGA BULLDOGS (11-30-11)
	.150	(3-20)	DARTMOUTH (12-10-11)
FREE THROWS MADE	10		SAM HOUSTON STATE (11-16-11)
	11		BRYANT (11-27-11)
	11		at GONZAGA BULLDOGS (11-30-11)
FREE THROW ATTEMPTS	15		BRYANT (11-27-11)
	15		DARTMOUTH (12-10-11)
FREE THROW PERCENTAGE	.500	(10-20)	SAM HOUSTON STATE (11-16-11)
	.548	(17-31)	DETROIT (11-14-11)
REBOUNDS	23		vs Georgia (11-22-11)
	24		vs Missouri (11-21-11)
ASSISTS	6		at GONZAGA BULLDOGS (11-30-11)
	7		vs Georgia (11-22-11)
STEALS	1		DELAWARE STATE (11-18-11)
	3		vs Maryland (12-04-11)
	3		MAINE (12-08-11)
BLOCKED SHOTS	1		DELAWARE STATE (11-18-11)
	1		vs Missouri (11-21-11)
TURNOVERS	4		SACRED HEART (12-19-11)
	7		vs Maryland (12-04-11)
	7		DARTMOUTH (12-10-11)
FOULS	8		MAINE (12-08-11)
	10		SAM HOUSTON STATE (11-16-11)

2011-12 Notre Dame Men's Basketball
 Notre Dame High/Low Analysis (as of Dec 19, 2011)
 All games

Opponent - GAME LOWS

POINTS	41		SAM HOUSTON STATE (11-16-11)
	47		DARTMOUTH (12-10-11)
	53		DETROIT (11-14-11)
	59		BRYANT (11-27-11)
	61		vs Georgia (11-22-11)
FIELD GOALS MADE	15		DARTMOUTH (12-10-11)
	18		SAM HOUSTON STATE (11-16-11)
FIELD GOAL ATTEMPTS	50		DARTMOUTH (12-10-11)
	53		SAM HOUSTON STATE (11-16-11)
	53		vs Georgia (11-22-11)
FIELD GOAL PERCENTAGE	.300	(15-50)	DARTMOUTH (12-10-11)
	.309	(21-68)	DETROIT (11-14-11)
3 PT FIELD GOALS MADE	3		SAM HOUSTON STATE (11-16-11)
	3		vs Indiana (12-17-11)
3 PT FG ATTEMPTS	7		vs Indiana (12-17-11)
	10		vs Maryland (12-04-11)
3 PT FG PERCENTAGE	.200	(3-15)	SAM HOUSTON STATE (11-16-11)
	.231	(6-26)	BRYANT (11-27-11)
FREE THROWS MADE	2		SAM HOUSTON STATE (11-16-11)
	3		MISS. VALLEY STATE (11-12-11)
FREE THROW ATTEMPTS	5		SAM HOUSTON STATE (11-16-11)
	5		MAINE (12-08-11)
FREE THROW PERCENTAGE	.375	(3-8)	MISS. VALLEY STATE (11-12-11)
	.400	(2-5)	SAM HOUSTON STATE (11-16-11)
REBOUNDS	24		DELAWARE STATE (11-18-11)
	24		SACRED HEART (12-19-11)
ASSISTS	9		vs Maryland (12-04-11)
	9		vs Indiana (12-17-11)
STEALS	1		vs Maryland (12-04-11)
	1		SACRED HEART (12-19-11)
BLOCKED SHOTS	0		MISS. VALLEY STATE (11-12-11)
	0		MAINE (12-08-11)
TURNOVERS	8		DELAWARE STATE (11-18-11)
	8		vs Missouri (11-21-11)
	8		vs Maryland (12-04-11)
FOULS	14		BRYANT (11-27-11)
	15		DARTMOUTH (12-10-11)

2011-12 Notre Dame Men's Basketball
 Notre Dame Player High/Low Analysis (as of Dec 19, 2011)
 All games

Notre Dame - INDIVIDUAL GAME HIGHS

Points	27		ATKINS, Eric vs Miss. Valley State (11-12-11)
	26		ATKINS, Eric vs Maine (12-08-11)
	24		CONNAUGHTON, Pat vs Sam Houston State (11-16-11)
	23		MARTIN, Scott vs Delaware State (11-18-11)
	22		COOLEY, Jack vs Dartmouth (12-10-11)
	22		COOLEY, Jack vs Maine (12-08-11)
	22		ABROMAITIS, Tim vs Missouri (11-21-11)
Field Goals Made	9		COOLEY, Jack vs Dartmouth (12-10-11)
	9		ATKINS, Eric vs Maine (12-08-11)
	9		ABROMAITIS, Tim vs Missouri (11-21-11)
	9		CONNAUGHTON, Pat vs Sam Houston State (11-16-11)
Field Goal Att.	18		ABROMAITIS, Tim vs Missouri (11-21-11)
	18		MARTIN, Scott vs Delaware State (11-18-11)
FG Pct (min 5 made)	1.000	(7-7)	COOLEY, Jack vs Sacred Heart (12-19-11)
	1.000	(6-6)	GRANT, Jerian vs Sam Houston State (11-16-11)
3-Point FG Made	6		CONNAUGHTON, Pat vs Sam Houston State (11-16-11)
	5		ATKINS, Eric vs Maine (12-08-11)
3-Point FG Att.	10		CONNAUGHTON, Pat vs Sam Houston State (11-16-11)
	9		MARTIN, Scott vs Delaware State (11-18-11)
3-Pt FG Pct (min 2 made)	1.000	(3-3)	GRANT, Jerian vs Delaware State (11-18-11)
	1.000	(3-3)	ATKINS, Eric vs Miss. Valley State (11-12-11)
	1.000	(2-2)	BROOKS, Joey vs Bryant (11-27-11)
Free Throws Made	12		ATKINS, Eric vs Miss. Valley State (11-12-11)
	10		GRANT, Jerian vs Georgia (11-22-11)
Free Throw Att.	13		BROOKS, Joey vs Detroit (11-14-11)
	12		ATKINS, Eric vs Miss. Valley State (11-12-11)
FT Pct (min 3 made)	1.000	(12-12)	ATKINS, Eric vs Miss. Valley State (11-12-11)
	1.000	(5-5)	BROOKS, Joey vs Sacred Heart (12-19-11)
	1.000	(4-4)	KNIGHT, Tom vs Dartmouth (12-10-11)
	1.000	(4-4)	COOLEY, Jack vs Dartmouth (12-10-11)
	1.000	(4-4)	DRAGICEVICH, Alex vs Maine (12-08-11)
	1.000	(4-4)	CONNAUGHTON, Pat vs Maryland (12-04-11)
	1.000	(4-4)	GRANT, Jerian vs Bryant (11-27-11)
	1.000	(4-4)	ABROMAITIS, Tim vs Georgia (11-22-11)
	1.000	(3-3)	BROOKS, Joey vs Dartmouth (12-10-11)
Rebounds	17		COOLEY, Jack vs Delaware State (11-18-11)
	14		COOLEY, Jack vs Maine (12-08-11)
Assists	9		ATKINS, Eric vs Sacred Heart (12-19-11)
	9		ATKINS, Eric vs Bryant (11-27-11)
Steals	3		ATKINS, Eric vs Indiana (12-17-11)
	3		ATKINS, Eric at GONZAGA BULLDOGS (11-30-11)
	3		COOLEY, Jack vs Missouri (11-21-11)
	3		COOLEY, Jack vs Sam Houston State (11-16-11)
Blocked Shots	4		COOLEY, Jack vs Dartmouth (12-10-11)
	3		COOLEY, Jack vs Sacred Heart (12-19-11)
	3		MARTIN, Scott vs Indiana (12-17-11)
	3		KNIGHT, Tom vs Dartmouth (12-10-11)
	3		BROOKS, Joey vs Bryant (11-27-11)
Turnovers	6		ATKINS, Eric at GONZAGA BULLDOGS (11-30-11)
	4		GRANT, Jerian at GONZAGA BULLDOGS (11-30-11)
	4		ATKINS, Eric vs Georgia (11-22-11)
	4		ABROMAITIS, Tim vs Missouri (11-21-11)
	4		COOLEY, Jack vs Detroit (11-14-11)

	4	ATKINS, Eric vs Miss. Valley State (11-12-11)
Fouls	5	COOLEY, Jack vs Indiana (12-17-11)
	5	BROGHAMMER, Mike vs Dartmouth (12-10-11)
	5	MARTIN, Scott vs Maryland (12-04-11)
	5	ABROMAITIS, Tim vs Georgia (11-22-11)

2011-12 Notre Dame Men's Basketball
 Notre Dame Opponent High/Low Analysis (as of Dec 19, 2011)
 All games

OPPONENT INDIVIDUAL GAME HIGHS

Points	31		Terrell Stoglin vs Maryland (12-04-11)
	29		TATE, Tahj vs Delaware State (11-18-11)
	27		McLemore, Gerald vs Maine (12-08-11)
	26		Denmon, Marcus vs Missouri (11-21-11)
	22		GIBSON, Shane vs Sacred Heart (12-19-11)
	22		FRANCIS, Alex vs Bryant (11-27-11)
Field Goals Made	11		McLemore, Gerald vs Maine (12-08-11)
	11		Terrell Stoglin vs Maryland (12-04-11)
Field Goal Att.	23		SIMON, Chase vs Detroit (11-14-11)
	22		FRANCIS, Alex vs Bryant (11-27-11)
FG Pct (min 5 made)	.857	(6-7)	Oladipo, Victor vs Indiana (12-17-11)
	.833	(5-6)	STOCKTON, David at GONZAGA BULLDOGS (11-30-11)
3-Point FG Made	4		Caldwell-Pope, Ken. vs Georgia (11-22-11)
	4		TATE, Tahj vs Delaware State (11-18-11)
	4		McCALLUM, Ray vs Detroit (11-14-11)
3-Point FG Att.	10		DOBBS, Frankie vs Bryant (11-27-11)
	10		JOYNER, Terrence vs Miss. Valley State (11-12-11)
3-Pt FG Pct (min 2 made)	1.000	(3-3)	STOCKTON, David at GONZAGA BULLDOGS (11-30-11)
	1.000	(2-2)	Hulls, Jordan vs Indiana (12-17-11)
	1.000	(2-2)	Djurisic, Nemanja vs Georgia (11-22-11)
	1.000	(2-2)	English, Kim vs Missouri (11-21-11)
	1.000	(2-2)	BELL, Tyshawn vs Delaware State (11-18-11)
Free Throws Made	7		TATE, Tahj vs Delaware State (11-18-11)
	6		Watford, Christian vs Indiana (12-17-11)
	6		Terrell Stoglin vs Maryland (12-04-11)
	6		Mychal Parker vs Maryland (12-04-11)
	6		Denmon, Marcus vs Missouri (11-21-11)
Free Throw Att.	11		TATE, Tahj vs Delaware State (11-18-11)
	8		James Padgett vs Maryland (12-04-11)
FT Pct (min 3 made)	1.000	(6-6)	Watford, Christian vs Indiana (12-17-11)
	1.000	(6-6)	Mychal Parker vs Maryland (12-04-11)
	1.000	(4-4)	GOLDEN, John vs Dartmouth (12-10-11)
	1.000	(4-4)	DOBBS, Frankie vs Bryant (11-27-11)
	1.000	(4-4)	Pressey, Phil vs Missouri (11-21-11)
	1.000	(3-3)	GIBSON, Shane vs Sacred Heart (12-19-11)
Rebounds	15		HARRIS, Elias at GONZAGA BULLDOGS (11-30-11)
	11		SIMON, Chase vs Detroit (11-14-11)
Assists	7		Rogers, Andrew vs Maine (12-08-11)
	7		DOBBS, Frankie vs Bryant (11-27-11)
	7		THREATT, Jay vs Delaware State (11-18-11)
Steals	4		SIMON, Chase vs Detroit (11-14-11)
	3		McLemore, Gerald vs Maine (12-08-11)
	3		Edwards, Justin vs Maine (12-08-11)
	3		HART, Mike at GONZAGA BULLDOGS (11-30-11)
	3		STOCKTON, David at GONZAGA BULLDOGS (11-30-11)
	3		THREATT, Jay vs Delaware State (11-18-11)
Blocked Shots	6		GRAY, Kendall vs Delaware State (11-18-11)
	5		LOWE, LaMarcus vs Detroit (11-14-11)
Turnovers	6		MALDUNAS, Gabas vs Dartmouth (12-10-11)
	5		Robinson, Gerald vs Georgia (11-22-11)
	5		Gatlin, Demarcus vs Sam Houston State (11-16-11)
Fouls	5		SWIDOWSKI, Justin vs Sacred Heart (12-19-11)
	5		MONTES, Louis vs Sacred Heart (12-19-11)

5	GREENBACKER, Nick vs Sacred Heart (12-19-11)
5	Fraser, Alasdair vs Maine (12-08-11)
5	Cato, Kilian vs Maine (12-08-11)
5	OLIVER, Marques vs Delaware State (11-18-11)
5	Werner, Steven vs Sam Houston State (11-16-11)
5	LOWE, LaMarcus vs Detroit (11-14-11)
5	JONES, Falando vs Miss. Valley State (11-12-11)