



2011-12 NOTRE DAME MEN'S BASKETBALL

ATHLETICS MEDIA RELATIONS: Joyce Center Room 112 Notre Dame, IN 46556 Fax: (574) 631-7941
 MEDIA RELATIONS CONTACTS: Bernadette Cafarelli o: (574) 631-8458 c: (574) 532-0249 cafarelli.1@nd.edu
 Sean Carroll o: (574) 631-2664 c: (574) 340-2177 carroll.64@nd.edu

2011-12 Schedule

Date	Day	Opponent	Time/Result
11/1	Tues.	ST. XAVIER (Exhibition) (UND.COM)	W, 90-72
11/7	Mon.	STONEHILL (Exhibition) (UND.COM)	W, 92-70
11/12	Sat.	MISSISSIPPI VALLEY STATE (UND.COM)	W, 80-67
11/14	Mon.	DETROIT^ (ESPNU)	W, 59-53
11/16	Wed.	SAM HOUSTON STATE^ (UND.COM)	W, 74-41
11/18	Fri.	DELAWARE STATE (UND.COM)	W, 93-69
11/21	Mon.	vs. #21/21 Missouri@ (ESPN2)	L, 58-87
11/22	Tues.	vs. Georgia! (ESPNU)	L, 57-61
11/27	Sun.	BRYANT (UND.COM)	W, 84-59
11/30	Wed.	at #19/18 Gonzaga (ESPN2)	L, 53-73
12/4	Sun.	vs. Maryland\$ (MASN/Versus)	L, 71-78
12/8	Thur.	MAINE (ESPN3)	W, 87-78
12/10	Sat.	DARTMOUTH (ESPN3)	W, 65-47
12/17	Sat.	vs. #18/20 Indiana% (ESPN2)	L, 58-69
12/19	Mon.	SACRED HEART (UND.COM)	W, 106-65
12/27	Tues.	#22/22 PITTSBURGH* (ESPN2)	W, 72-59
1/4	Wed.	at Cincinnati* (BIG EAST Network)	L, 55-71
1/7	Sat.	at #11/10 Louisville* (ESPNU)	W, 67-65 (2OT)
1/10	Tues.	USF* (BIG EAST Network)	W, 60-49
1/14	Sat.	#17/16 CONNECTICUT* (ESPN2)	L, 53-67
1/16	Mon.	at Rutgers* (ESPNU)	L, 58-65
1/21	Sat.	#1/1 SYRACUSE* (ESPN)	W, 67-58
1/25	Wed.	at Seton Hall* (BIG EAST Network)	W, 55-42
1/29	Sun.	at #24/19 Connecticut* (BIG EAST Network)	W, 50-48
2/4	Sat.	#15/15 MARQUETTE* (CBS)	W, 76-59
2/8	Wed.	at West Virginia* (ESPNU/ESPN3)	9:00 p.m.
2/11	Sat.	DEPAUL* (BIG EAST Network)	Noon
2/15	Wed.	RUTGERS* (ESPNU)	7:00 p.m.
2/18	Sat.	at Villanova* (ESPNU)	9:00 p.m.
2/22	Wed.	WEST VIRGINIA* (ESPN2)	7:00 p.m.
2/25	Sat.	at St. John's* (ESPN)	Noon
2/27	Mon.	at Georgetown* (ESPN)	7:00 p.m.
3/2	Fri.	PROVIDENCE* (BIG EAST Network)	7:00 p.m.
BIG EAST CHAMPIONSHIP			
<i>(Madison Square Garden; New York, N.Y.)</i>			
3/6	Tues.	First Round	TBD
3/7	Wed.	Second Round	TBD
3/8	Thur.	Quarterfinals	TBD
3/9	Fri.	Semifinals	TBD
3/10	Sat.	Final	TBD
NCAA CHAMPIONSHIP			
3/13-14 First Round (Dayton, Ohio)			
3/15-18 Second & Third Rounds (various locations)			
3/22-25 Regional Rounds (various locations)			
3/31 Final Four - Semifinals (New Orleans, La.)			
4/2 Final Four - Final (New Orleans, La.)			

^ - CBE Classic (Regional Rounds)
 @ - CBE Classic - Kansas City, Mo. (Semifinals)
 ! - CBE Classic - Kansas City, Mo. (Consolation)
 \$ - BB&T Classic - Washington, D.C.
 % - Close the Gap Crossroads Classic - Indianapolis, Ind.
 * - BIG EAST Conference Game
 Home events in **BOLD CAPS**
 All times Eastern

Game 24 Feb. 8, 2012 • 9:00 p.m. (ET) WVU Coliseum (14,000) Morgantown, W. Va.



NOTRE DAME Fighting Irish

15-8, 7-3 BIG EAST
H: 12-1; A: 3-3; N: 0-4

WEST VIRGINIA Mountaineers

16-8, 6-5 BIG EAST
H: 10-2; A: 2-5; N: 4-1

Notre Dame Leads Series 25-12

TV/Internet:

ESPNU/ESPN3
Beth Mowins (play-by-play)
Bob Valvano (analyst)

Radio:

Affiliate listings on Pg. 5
Broadcast on UND.com
Jack Nolan (play-by-play)
Sean Kearney (analyst)

Live Stats:

GameTracker (UND.com)

IRISH TAKE FOUR-GAME WIN STREAK TO WEST VIRGINIA

- Notre Dame (15-8, 7-3) will take a four-game win streak to West Virginia (16-8, 6-5) for a Wednesday night showdown against the Mountaineers. Tip-off is slated for 9:00 p.m. (ET) inside the WVU Coliseum.
- The current win streak matches Notre Dame's longest of the season. The Irish opened the 2011-12 campaign with four straight wins. Three of the victories during the current stretch have come against ranked opponents.
- This will be the first of two meetings between Notre Dame and West Virginia in a span of two weeks. The Mountaineers visit the Irish on Feb. 22.
- Notre Dame currently is in fourth place in the BIG EAST standings, while West Virginia is in eighth place.
- Wednesday's game will be broadcast on ESPNU/ESPN3 with Beth Mowins (play-by-play) and Bob Valvano (analyst) calling the action.
- The Fighting Irish Digital Media radio crew of Jack Nolan (play-by-play) and Sean Kearney (analyst) will call the action on radio (affiliate listings on Pg. 5) and their broadcast can also be heard on UND.com.

NOTRE DAME-WEST VIRGINIA SERIES HISTORY

- Wednesday will be the 38th meeting all-time between Notre Dame and West Virginia. The Irish lead the series, 25-12. The Mountaineers have won the last two showdowns against the Irish, including last season's lone encounter, a 72-58 decision in Morgantown, W. Va.
- Notre Dame is 8-8 all-time at West Virginia. The Irish have lost their last three games in Morgantown. Notre Dame's last victory at West Virginia was a 70-57 triumph on Jan. 19, 2005.
- This will be the 25th meeting between the two schools since both joined the BIG EAST in 1995. The Irish are 16-8 in those contests.
- Notre Dame head coach **Mike Brey** is 12-5 all-time against West Virginia, which includes a 4-3 mark in Morgantown.

MONUMENTAL MOMENTS

- Notre Dame's current four-game win streak has produced some significant achievements for the Fighting Irish program.
- The streak began with a 67-58 home win over #1 Syracuse. It was Notre Dame's 10th victory all-time against a top-ranked opponent and the first since 1987.

NOTRE DAME PROBABLE STARTING LINEUP

No.	Player	Pos.	Ht.	Wt.	Yr.	PPG	RPG	APG
0	Eric Atkins	G	6-1	182	So.	13.1	3.2	3.6
14	Scott Martin	G	6-8	222	Sr.	9.0	6.1	1.6
22	Jerian Grant	G	6-5	195	So.	12.7	3.2	4.9
24	Pat Connaughton	G/F	6-5	206	Fr.	6.9	4.3	0.7
45	Jack Cooley	F	6-9	248	Jr.	10.6	8.4	0.8

NOTRE DAME 2011-12 ROSTER

No.	Player	Pos	Ht.	Wt.	Yr.	Hometown/High School
0	Eric Atkins	G	6-1	182	So.	Columbia, Md./Mount Saint Joseph
4	Patrick Crowley	G	6-3	190	So.	Los Gatos, Calif./St. Francis
11	Garrick Sherman*	C	6-10	251	Jr.	Kenton, Ohio/Kenton/Michigan State
12	Alex Dragicevich	G	6-7	221	So.	Northbrook, Ill./Glenbrook North
14	Scott Martin	G	6-8	222	Sr.	Valparaiso, Ind./Valparaiso
21	Tim Abromaitis	F	6-8	236	GS	Unionville, Conn./Farmington
22	Jerian Grant	G	6-5	195	So.	Bowie, Md./DeMatha
24	Pat Connaughton	G/F	6-5	206	Fr.	Arlington, Mass./St. John's Prep
25	Tom Knight	F	6-9	250	Jr.	Dixfield, Maine/Dirigo
32	Joey Brooks	G	6-6	220	Jr.	Houston, Texas/Strake Jesuit College Prep
33	Mike Broghammer	F	6-9	265	Jr.	Orono, Minn./Hopkins
45	Jack Cooley	F	6-9	248	Jr.	Glenview, Ill./Glenbrook South

* - will have to sit out the entire 2011-12 season due to NCAA transfer rules

Head Coach: Mike Brey (George Washington '82)
Assistant Coach: Anthony Solomon (Virginia '87)
Assistant Coach: Rod Balanis (Georgia Tech '93)
Assistant Coach: Martin Ingelsby (Notre Dame '01)
Coordinator of Basketball Operations: Harold Swanagan (Notre Dame '02)
Athletic Trainer: Skip Meyer (Central Connecticut State '74)

Alphabetical Roster

21	Tim Abromaitis	GS/F
0	Eric Atkins	So./G
33	Mike Broghammer	Jr./F
32	Joey Brooks	Jr./G
24	Pat Connaughton	Fr./G/F
45	Jack Cooley	Jr./F
4	Patrick Crowley	So./G
12	Alex Dragicevich	So./G
22	Jerian Grant	So./G
25	Tom Knight	Jr./F
14	Scott Martin	Sr./G
11	Garrick Sherman	Jr./C

Pronunciation Guide

Tim Abromaitis ab-row-MY-tis
 Pat Connaughton CONN-uh-tin
 Jack Cooley COOL-ee
 Mike Broghammer BROGE-hammer
 Alex Dragicevich Drag-ee-vich
 Jerian Grant JARE-in

Series vs. West Virginia

Notre Dame Leads 25-12

Home: 16-2, Away: 8-8, Neutral: 1-2

Date	Site	Result
12-21-69	Notre Dame, IN	W, 84-80
2-21-70	Notre Dame, IN	W, 114-78
2-20-71	Morgantown, WV	W, 107-98
2-3-72	Notre Dame, IN	L, 87-97
2-22-73	Morgantown, WV	W, 92-73
2-23-74	Notre Dame, IN	W, 108-80
2-14-76	Notre Dame, IN	W, 97-77
2-19-77	Morgantown, WV	L, 68-81
1-25-78	Notre Dame, IN	W, 103-82
2-17-79	Morgantown, WV	W, 70-54
1-17-87	Notre Dame, IN	L, 55-57
1-15-91	Notre Dame, IN	W, 84-70
1-13-92	Morgantown, WV	L, 67-87
1-27-96	Morgantown, WV	L, 59-69
1-25-97	Morgantown, WV	L, 66-67
2-11-97	Notre Dame, IN	W, 90-76
1-15-98	Morgantown, WV	W, 74-72
2-14-99	Morgantown, WV	L, 80-85
2-21-99	Notre Dame, IN	W, 71-69
2-2-00	Notre Dame, IN	W, 79-65
1-21-01	Notre Dame, IN	W, 78-61
2-11-01	Morgantown, WV	W, 69-66
1-9-02	Morgantown, WV	W, 67-64
2-20-02	Notre Dame, IN	W, 89-76
1-29-03	Notre Dame, IN	W, 88-69
2-18-03	Morgantown, WV	W, 56-55
1-7-04	Notre Dame, IN	W, 63-52
3-10-04	New York, NY&	W, 65-64
1-19-05	Morgantown, WV	W, 70-57
2-1-06	Morgantown, WV	L, 70-71
1-9-07	Notre Dame, IN	W, 61-58
1-3-08	Notre Dame, IN	W, 69-56
2-18-09	Morgantown, WV	L, 68-79
3-11-09	New York, NY&	L, 62-74
1-9-10	Notre Dame, IN	W, 70-68
3-12-10	New York, NY&	L, 51-53
2-19-11	Morgantown, WV	L, 58-72

&-BIG EAST Tournament

- The Irish then went on the road and defeated Seton Hall, 55-42. The victory snapped Seton Hall's 12-game home win streak. The Pirates had been 10-0 at home this season. Seton Hall's 42 points were the fewest Notre Dame has ever allowed against a BIG EAST opponent.
- The 50-48 win at Connecticut marked the first time in program history that Notre Dame has won consecutive games at Connecticut. It also was just the second win ever at Hartford's XL Center for the Irish. The 48 points were the fewest ever for Connecticut against Notre Dame.
- The victory over Marquette snapped its seven-game win streak and it also marked Notre Dame's first two-game win streak over the Golden Eagles since they joined the BIG EAST in 2005.

ATKINS AND CONNAUGHTON EARN LEAGUE HONORS

- **Eric Atkins** (So./G) and **Pat Connaughton** (Fr./G-F) earned weekly honors from the BIG EAST for their efforts in Saturday's 76-59 win over Marquette. Connaughton was named the league's co-rookie of the week after posting his first career double-double with 23 points and a career-high 11 rebounds. Atkins was selected to the conference's weekly honor roll after tallying 18 points, five assists and four rebounds.

BIG EAST TRENDS

- Notre Dame is 25-7 (.781) over its last 32 BIG EAST regular-season contests. The Irish stood 6-8 through 14 regular-season games during the 2009-10 campaign and then won four straight to finish 10-8. Last season, Notre Dame posted a 14-4 regular-season mark in the league.
- The Irish are 18-4 (.818) over their last 22 BIG EAST regular-season games.

PLAYING WELL IN PURCELL

- The Fighting Irish are 96-7 in their last 103 games played at home. That .932 home winning percentage over the course of the last six seasons ranks third nationally.
- The Irish are 31-1 in their last 32 home games.

IRISH ENJOY HOME COOKING IN CONFERENCE PLAY

- Notre Dame has gone 43-6 (.878) at home in BIG EAST play over the last six seasons. That is the best home winning percentage for any BIG EAST school in league play over that time period.

WHAT A PERFORMANCE BY PAT

- **Pat Connaughton** (23 points, 11 rebounds) became the first Notre Dame true freshman to record a double-double since Luke Harangody's 20-point, 11-rebound performance on March 8, 2007 versus Syracuse in the BIG EAST tournament. Connaughton was named the BIG EAST Co-Rookie of the Week for his performance against Marquette.
- Connaughton's 11 rebounds were a career-high total, while he was one off his career-best points mark. It was his second 20-plus point effort of the season.
- His 23 points were the most for a Notre Dame player in a BIG EAST game this season. The previous high was Alex Dragicevich's 22 points versus Pittsburgh in the league opener. Connaughton's five made three-pointers were the most for any Irish player in a BIG EAST game this season. The previous high was four on two occasions.

Notre Dame's record in 2011-12 when ...

Played at the Purcell Pavilion.....	12-1
Played on the road.....	3-3
Played at a neutral site.....	0-4
BIG EAST Conference record (all games)	7-3
Non-conference record	8-5
Leading at halftime.....	11-1
Trailing at halftime.....	4-7
Tied at halftime.....	0-0
Playing an overtime game.....	1-0
Shoots .500 or better	6-0
Shoots less than .500.....	9-8
Opponents shoots less than .500	14-7
Shoots better than opponent.....	11-2
Shoots worse than opponent.....	3-6
Shoots same as opponent	1-0
Makes more free throws than opponent.....	15-2
Makes less free throws than opponent	0-5
Same number of free throws	0-1
Outrebounded opponents	10-0
Outrebounded by opponent	5-7
Same number of rebounds.....	0-1
Has fewer turnovers than opponent	7-3
Has more turnovers than opponent.....	8-5
Has same number of turnovers	0-0
Bench outscores opponent's bench.....	8-1
Outscored by opponent's bench	6-7
Bench points are the same.....	1-0
Plays a ranked opponent.....	5-4
Makes 10 or more three-pointers	4-0
No Notre Dame player fouls out.....	10-5
One Notre Dame player fouls out.....	5-3
Two or more Notre Dame players foul out...	0-0
Wears White Uniforms	11-2
Wears Blue Uniforms	3-6
Wears Gold Uniforms.....	1-0
Wears Black Uniforms.....	0-0
Plays in an In-Season Tournament.....	2-2
Plays on Television	8-8
Plays in November	5-3
Plays in December	4-2
Plays in January	5-3
Plays in February	1-0
Plays in March.....	0-0
Plays in Day Games.....	5-3
Plays in Night Games	10-5
Plays on Sundays	2-1
Plays on Mondays.....	2-2
Plays on Tuesdays	2-1
Plays on Wednesdays	2-2
Plays on Thursdays.....	1-0
Plays on Fridays.....	1-0
Plays on Saturdays.....	5-2
Final Margin is 5 points or less	2-1
Final Margin is 6-10 points	3-2
Final Margin is 11-20 points	6-3
Final Margin is 20-plus points.....	4-2
Has a player score 20-plus points	6-4
Has a player score 30-plus points	0-0
Scores 59 points or less	3-7
Scores 60-69 points.....	4-0
Scores 70-79 points.....	3-1
Scores 80-89 points.....	3-0
Scores 90-plus points.....	2-0

DOUBLE-DUTY

- Freshman guard/forward **Pat Connaughton** also is a pitcher on the Fighting Irish baseball team. Connaughton is the 66th Notre Dame student-athlete to compete in both basketball and baseball and the first to do so since Tom Hansen during the 1973-74 academic year.
- *Baseball America* ranks Connaughton as the 29th best freshman in the country. He is rated as the #4 Major League Baseball draft prospect in the BIG EAST according to *Perfect Game*, which ranks him as a 1-3 round draft pick in 2014.

LOCKDOWN DEFENSE

- The Fighting Irish defense ranks first in the BIG EAST by surrendering just 58.3 points per game in league play. The Irish have allowed just 51.8 points per game during their current four-game win streak. Notre Dame limited those four teams (Syracuse, Seton Hall, Connecticut, Marquette) to a combined 34.8% (77-221) shooting from the field, including 22.2% (14-63) from three-point range.
- The Irish boast the top three-point defense (23.6%) in BIG EAST play.
- In league play, Notre Dame opponents are shooting just 39.4% (218-554) from the field. That percentage ranks fifth in the conference.

BEATING THE BEST

- The Irish have defeated five AP top-25 teams this season. That is tied for the most nationally along with Ohio State. Notre Dame has topped #1 Syracuse (67-58), #11 Louisville (67-65 in 2ot), #15 Marquette (76-59), #22 Pittsburgh (72-59) and # 24 Connecticut (50-48).

DRAINING FROM DEEP

- Notre Dame matched a season-high total with 11 made three-pointers in Saturday's victory over Marquette. That marked the fourth time this season – and first in BIG EAST play - that the Irish made 10 or more treys in a game. The Irish are 4-0 in those contests.

ASSISTING THE EFFORT

- The Irish had 22 assists on their 28 made field goals in Saturday's win over Marquette. Those were the most assists for the Irish in a BIG EAST game this season.
- Notre Dame has registered 20 or more assists in a game five times this season.

PROTECTING THE ROCK

- Notre Dame ranks 11th nationally - and second among all BIG EAST teams - with a 1.37 assist-to-turnover ratio this season.
- The Fighting Irish rank seventh nationally - and first in the BIG EAST - in fewest turnovers per game (10.5).
- The Irish have had fewer than 10 turnovers in a game eight times this season. Notre Dame had a season-low four turnovers against Sacred Heart (Dec. 19).

SPREADING THE WEALTH

- Seven different Notre Dame players have posted a team-high point total in a game this season.

Wins Coming By Way of Defense

While offense has been the hallmark of Notre Dame teams under head coach Mike Brey, it's defense that has won games for the Irish this season. Notre Dame has held its opponents to under 60 points in 10 contests this season and under 55 points in six games. In the 55-42 win over Seton Hall, the 42 points marked the fewest allowed by an Irish team in BIG EAST play. Against Connecticut, a 50-48 Notre Dame victory, the 48 points marked the fewest allowed by the Irish in the 27 games against the Huskies. It also signaled the first time ever Notre Dame held BIG EAST opponents to 50 points and under in back-to-back contests. The Fighting Irish defense ranks first in the BIG EAST by surrendering just 58.3 points per game in league play.

Year		OFF PPG.	DEF PPG.	Year		OFF PPG.	DEF PPG.
2000-01	Overall	77.9	69.3	2006-07	Overall	81.0	68.0
	BIG EAST	75.1	69.8		BIG EAST	75.2	69.9
2001-02	Overall	78.8	68.4	2007-08	Overall	80.3	71.0
	BIG EAST	74.9	71.2		BIG EAST	80.4	75.8
2002-03	Overall	79.2	71.3	2008-09	Overall	79.3	73.9
	BIG EAST	78.6	76.5		BIG EAST	75.0	75.1
2003-04	Overall	70.5	67.2	2009-10	Overall	75.3	68.4
	BIG EAST	70.2	68.2		BIG EAST	73.7	71.7
2004-05	Overall	67.3	64.1	2010-11	Overall	75.2	65.5
	BIG EAST	67.1	66.9		BIG EAST	71.7	66.9
2005-06	Overall	76.4	70.7	2011-12	Overall	67.7	62.2
	BIG EAST	78.7	76.4		BIG EAST	61.3	58.3

*Notre Dame's 61.3 points per game and 58.3 points allowed in BIG EAST play this season both are the lowest ever during Mike Brey's tenure.

Number of Games Led Irish in This Season/Career (Career figure in parenthesis)

Tim Abromaitis		Jack Cooley
Points 1 (17)		Points 5 (6)
Rebounds 2 (16)		Rebounds 14 (15)
Assists 1 (5)		Blocks 16 (26)
Blocks -- (7)		Steals 3 (5)
Steals -- (14)		
Eric Atkins		Alex Dragicevich
Points 8 (10)		Points 1 (1)
Assists 5 (15)		Assists 2 (2)
Steals 9 (18)		Blocks 3 (3)
		Steals 1 (1)
Mike Broghammer		Jerian Grant
Rebounds 1 (1)		Points 5 (5)
Blocks 5 (7)		Rebounds 2 (2)
Steals 1 (2)		Assists 16 (16)
		Steals 10 (10)
Joey Brooks		Blocks 1 (1)
Points 1 (1)		
Rebounds 1 (2)		Tom Knight
Steals 1 (5)		Blocks 3 (3)
Blocks 1 (1)		Steals 1 (1)
Pat Connaughton		Scott Martin
Points 2 (2)		Points 1 (2)
Rebounds 2 (2)		Rebounds 5 (10)
Blocks 3 (3)		Assists 2 (3)
Steals 1 (1)		Blocks 3 (6)
		Steals 5 (9)

Number of Games This Season With ... (Career figure in parenthesis)

Double-Figure Points		
Jerian Grant	18	(18)
Eric Atkins	15	(22)
Scott Martin	12	(44, 31 at ND)
Jack Cooley	10	(14)
Alex Dragicevich	6	(6)
Pat Connaughton	5	(5)
Joey Brooks	4	(5)
Tim Abromaitis	1	(58)
30-Plus Points		
Tim Abromaitis	--	(3)
20-Plus Points		
Eric Atkins	3	(3)
Pat Connaughton	2	(2)
Jack Cooley	2	(2)
Jerian Grant	2	(2)
Tim Abromaitis	1	(22)
Scott Martin	1	(2, 2 at ND)
Alex Dragicevich	1	(1)
10-Plus Rebounds		
Jack Cooley	8	(8)
Scott Martin	2	(3, 3 at ND)
Pat Connaughton	1	(1)
Jerian Grant	1	(1)
Tim Abromaitis	--	(4)
Double-Doubles		
Jack Cooley	6	(6)
Scott Martin	2	(3, 3 at ND)
Pat Connaughton	1	(1)
Jerian Grant	1	(1)
Tim Abromaitis	--	(3)

Free-Throw Shooting in Final Five Minutes and Overtime This Season:

Tim Abromaitis	0-0	(.000)
Eric Atkins	18-28	(.643)
Mike Broghammer	2-4	(.500)
Joey Brooks	11-16	(.688)
Pat Connaughton	8-10	(.800)
Jack Cooley	9-11	(.818)
Patrick Crowley	0-0	(.000)
Alex Dragicevich	10-14	(.714)
Jerian Grant	21-28	(.750)
Tom Knight	2-2	(1.000)
Scott Martin	9-11	(.818)
Total	90-124	(.726)
Opponents	75-110	(.682)

• Sophomore point guard **Eric Atkins** has led Notre Dame in scoring a team-best eight times this season, while junior forward **Jack Cooley** and sophomore guard **Jerian Grant** have led the Irish five times each.

TOPPING 20

• Seven Notre Dame players - **Tim Abromaitis**, **Eric Atkins**, **Pat Connaughton**, **Jack Cooley**, **Alex Dragicevich**, **Jerian Grant** and **Scott Martin** - have scored 20 or more points in a game this season.
• Atkins has scored 20-plus points a team-best three times this season.

SHUFFLING THE LINEUP

• Notre Dame has used nine different starting lineups this season (out of 23 games played). No Notre Dame player has started every game this season (*game-by-game starting lineups listed on page 7*). **Jerian Grant** and **Scott Martin** both have a team-high 22 starts this season.
• The quintet of **Eric Atkins**, **Pat Connaughton**, **Jack Cooley**, **Jerian Grant** and **Scott Martin** has started the last four games - and four games overall this season. The Irish are 4-0 with that starting lineup.
• Six different Irish players - **Joey Brooks** (Jr./G), **Jack Cooley** (Jr./F), **Tom Knight** (Jr./F), **Jerian Grant** (So./G), **Alex Dragicevich** (So./G) and **Pat Connaughton** (Fr./G-F) - have made their first career start this season.

COOLEY COMING TO PLAY

• Junior forward **Jack Cooley** has posted a team-best six double-doubles this season, including four in BIG EAST play.
• He is fourth among all BIG EAST players with a .582 (85-146) shooting percentage.
• Cooley is averaging 11.9 points and 9.3 rebounds per game in BIG EAST play. The rebound average ranks second in the conference. He is averaging a league-best 4.5 offensive rebounds per game in BIG EAST play.
• He ranks sixth in the BIG EAST with an 8.4 rpg. average this season (all games). That includes 3.7 offensive boards per game, which ranks third in the league. He also has a team-high 31 blocked shots, which ranks eighth among all BIG EAST players.
• Against Delaware State (Nov. 18), Cooley hauled down a career-high 17 rebounds, which included 10 offensive boards.

ATKINS ON THE ATTACK

• Sophomore point guard **Eric Atkins** leads the Irish with a 13.1 ppg. average this season. He averaged 5.8 ppg. last season as a freshman.
• He has scored 20 or more points in a game a team-best three times this season. Atkins tallied a career-high 27 points versus Mississippi Valley State in the season opener.
• Atkins has led Notre Dame in scoring a team-high eight times this season.
• He is shooting 42.5% (34-80) from three-point range this season. That places him fourth among all BIG EAST players.

MARTIN MAKING THINGS HAPPEN

• Senior guard **Scott Martin** has scored in double-figures in seven of the last eight games. He is averaging 10.8 ppg. and 7.9 rpg. in the last eight contests.
• Martin is averaging 6.5 defensive rebounds per game in conference play. That figure ranks second among all BIG EAST players.

GRANT HAS ALL-AROUND GAME

• Sophomore guard **Jerian Grant**, who is in his first season playing with the Irish after sitting out all of last season, has team-high totals in points (292), assists (113), steals (31) and minutes played (805). His 36 made three-pointers also are a team-high total.
• He ranks sixth nationally - and first in the BIG EAST - with a 3.05 assist-to-turnover ratio. His 5.6 assist-per-game average in BIG EAST play ranks fifth in the league.
• Grant has dished out six or more assists in a game nine times this season.
• He has scored in double-figures a team-best 18 times this season. He scored a career-high 20 points against both Georgia (Nov. 22) and Maryland (Dec. 4).
• Grant is shooting a team-best 78.5% (84-107) from the free throw line this season. That mark ranks 10th among all BIG EAST players.

LOGGING MAJOR MINUTES

• Three Irish players - **Eric Atkins** (39.0), **Jerian Grant** (37.7) and **Scott Martin** (37.4) - are averaging over 35 minutes a game in BIG EAST play.
• Atkins has played 40-plus minutes eight times this season, including five times in league play. He ranks fourth in the BIG EAST in minutes played (league games only).

CRASHING THE BOARDS

• The Fighting Irish have a +4.4 rebound margin in their 15 wins, while they have been out-rebounded by an 8.7 margin in their eight setbacks.
• Notre Dame is 10-0 this season when out-rebounding its opponent.

Elder Statesman

• **Mike Brey** is in his 12th season along the Irish sidelines. He is the third-longest tenured coach in the BIG EAST, behind only Jim Boeheim of Syracuse and Jim Calhoun of Connecticut. Brey stands fifth all-time in career BIG EAST victories (both regular-season and tournament) with his 126-86 (.594) mark. He is one of nine coaches in BIG EAST history to record 100 conference wins.

What a Run

- The Irish have gone 64-34 (.653) in BIG EAST regular-season play over the past six seasons.
- The 14 regular-season BIG EAST victories in 2010-11 tied the program standard. The Fighting Irish went 14-4 in BIG EAST play in 2007-08.
- Notre Dame's 15 BIG EAST wins (14 regular season, 1 tournament) last season were the most in program history (combined regular season and tournament).
- Last season's 27 wins overall (27-7) were the most in the modern era of Fighting Irish basketball. Notre Dame's highest win total ever was 33 (33-7) in 1908-09.

Taking Care Of The Basketball

Under Irish head coach Mike Brey, Notre Dame always has been a team that has had a high number of assists and very few turnovers. Here's a look at the Irish under Brey:

	FGs	Assts	TOs	Asst/Bskt	Asst/TO
2000-01	814	527	434	.647	1.21
2001-02	934	629	435	.673	1.45
2002-03	917	558	446	.609	1.25
2003-04	766	434	329	.567	1.32
2004-05	671	415	341	.618	1.22
2005-06	772	468	364	.606	1.29
2006-07	869	552	414	.635	1.33
2007-08	914	608	429	.665	1.42
2008-09	988	601	343	.608	1.75
2009-10	918	585	362	.637	1.62
2010-11	843	563	364	.668	1.55
2011-12	529	332	242	.628	1.37

Irish Aim For Sixth Straight 20-Win Season

Notre Dame has reached the 20-win mark in each of the last five seasons and eight times in the last 11 seasons under head coach **Mike Brey**. The last time Irish teams reached the 20-win plateau in six straight campaigns was from 1983-89 under head coach Digger Phelps.

Postseason Stretch

Notre Dame has earned appearances in the postseason in each of the last 12 seasons, which marks the longest stretch in school history. The Irish have been to the NCAA Tournament on seven occasions and the National Invitation Tournament (NIT) five times during this current stretch. Under head coach **Mike Brey**, Notre Dame has played in the NAAs seven times and NIT four times.

107 Years and Strong

The 2011-12 campaign marks the 107th season of basketball at Notre Dame and the 17th season as a member of the BIG EAST Conference. Notre Dame teams have posted an all-time record of 1716-935 for a .647 winning percentage. In 16-plus seasons as a member of the BIG EAST, the Irish own a 154-128 (.546) record in conference regular-season play.

NOTRE DAME KNOCKS OFF #1 AGAIN

- The 67-58 win over Syracuse on Jan. 21 was Notre Dame's 10th all-time against a top-ranked team. Notre Dame is 10-23 all-time against No. 1 ranked teams. Eight of the victories have come against the top-ranked team in the Associated Press poll, which is the ranking the NCAA uses to recognize wins over No. 1 teams. The eight wins are tied for fourth nationally.
- It was Notre Dame's first win over a No. 1 since topping North Carolina, 60-58, on Feb. 1, 1987 inside Purcell Pavilion.
- Notre Dame has won an NCAA record six straight home games against No. 1 teams. The Irish are 7-3 at home against top-ranked teams.
- It was the third time an un-ranked Irish squad defeated a No. 1 team in 18 tries.
- Notre Dame never trailed in the win over Syracuse. The largest Irish lead was 18 points (35-17 with 1:28 left in the first half).

CAPTURING WINS AGAINST COACHING ELITES

• Three of Notre Dame's last six victories have been against teams coached by Rick Pitino (Louisville), Jim Boeheim (Syracuse) and Jim Calhoun (Connecticut), who have combined to win 2,364 games and five national titles while advancing to 12 Final Fours.

BREY NOW FIFTH ALL-TIME IN BIG EAST WINS

• The win over Seton Hall (Jan. 25) moved Notre Dame head coach **Mike Brey** past former Villanova head coach Rollie Massimino and into sole possession of fifth place on the BIG EAST wins list (both BIG EAST regular season and tournament). Brey is 126-86 (.594) in league regular-season and tournament play during his 12 seasons with the Irish.

431 AND COUNTING

• Notre Dame has made at least one three-pointer in 431 straight contests dating back to the 1998-99 campaign. The Fighting Irish have made at least one three pointer during every game of the Mike Brey era. The last time an Irish team failed to hit a three-pointer in a game was in a 101-70 loss to Connecticut at the Hartford Civic Center on Jan. 12, 1999. Notre Dame finished 0-7 from beyond the arc in that contest. In 2008-09, the Irish set a single-season three-point record with 319.

Dantley To Join Notre Dame Ring of Honor

Former Irish basketball great and U.S. Olympian Adrian Dantley, the 1976 national college basketball player of the year and a member of the Naismith National Basketball Hall of Fame, will become the fourth inductee into the Notre Dame Basketball Ring of Honor on Friday, March 2, 2012. The ceremony will take place during halftime of Notre Dame's final regular-season home game against Providence at Purcell Pavilion at the Joyce Center. Dantley, who enjoyed a stellar three-year career in an Irish uniform from 1973-76, will join Austin Carr, Luke Harangody and Ruth Riley as a member of Notre Dame's Ring of Honor. Harangody, who played for the Irish from 2006-10, was the school's first inductee in Feb. 2010. Riley (1997-2001), who helped lead the Irish women's basketball program to the national championship in '01, became the second member of the Ring of Honor in Nov. 2010, while Austin Carr (1968-71), who still remains the program's career scoring leader with 2,560 points, became the third honoree when he was inducted in Feb. 2011.

2011-12 Notre Dame Men's Basketball on the Radio

Fighting Irish Digital Media (FIDM) will originate the Notre Dame Basketball Radio Network in 2011-2012.

Affiliates: WSBT AM 960 (South Bend, Ind.); WLS AM 890 (Chicago, Ill.); WXNT-AM 1430 in Indianapolis, Ind.; WNUY-FM 100.1 (Fort Wayne, Ind.); WRSW ESPN 1480 AM (Warsaw, Ind); WEFM FM 95.9 (Michigan City, Ind.); WLUV-AM 1520 (Rockford, Ill.); WVIL-FM 101.3 (Jacksonville/Peoria, Ill.); WJLS-AM 560 (Beckley, W.Va); WKXX-AM 1600 (Wheeling, W.Va.); SiriusXM Satellite Radio (129) and worldwide on UND.com.

2011-12 Mike Brey Radio Show

The Mike Brey Radio Show is broadcast live from O'Rourke's Public House just south of the Notre Dame campus on Thursdays at 7:00 p.m. (ET) during the basketball season. Irish fans can join head coach Mike Brey as well as Irish players for an in-depth look inside Notre Dame Basketball. Notre Dame Men's Basketball play-by-play announcer Jack Nolan hosts the show which can be heard live on NewsRadio 960 WSBT-AM in South Bend and worldwide on UND.com. The show can also be heard Friday nights on Sirius XM College Sports Nation Channel 91.

Schedule

Show #1	Thurs., Dec. 1, 2011	Show #7	Thurs., Feb. 2, 2012
Show #2	Thurs., Dec. 15, 2011	Show #8	Thurs., Feb. 9, 2012
Show #3	Thurs., Dec. 29, 2011	Show #9	Thurs., Feb. 16, 2012
Show #4	Thurs., Jan. 12, 2012	Show #10	Thurs., Feb. 23, 2012
Show #5	Thurs., Jan. 19, 2012	Show #11	Thurs., March 1, 2012
Show #6	Thurs., Jan. 26, 2012		



2011-12 BIG EAST STANDINGS

(as of games played on Feb. 6)

	BIG EAST Record	Overall Record
Syracuse	10-1	23-1
Marquette	9-3	20-5
Georgetown	8-3	18-4
NOTRE DAME	7-3	15-8
Louisville	7-4	19-5
Cincinnati	6-4	16-7
USF	6-4	13-10
West Virginia	6-5	16-8
Connecticut	5-6	15-8
Seton Hall	4-7	15-8
Pittsburgh	4-7	15-9
Rutgers	4-7	12-12
St. John's	4-7	10-13
Villanova	3-8	10-13
Providence	2-9	13-11
DePaul	2-9	11-12

Players of the Week

Nov. 21	Herb Pope - Sr., F, Seton Hall
Nov. 28	Kris Joseph - Sr., F, Syracuse
Dec. 5	Hollis Thompson - Jr., F, Georgetown
Dec. 12	Darryl Bryant - Sr., G, West Virginia
Dec. 19	Russ Smith - So., G, Louisville
Dec. 26	Kevin Jones - Sr., F, West Virginia
Jan. 2	Sean Kilpatrick - So., G, Cincinnati
Jan. 9	Darryl Bryant - Sr., G, West Virginia
Jan. 16	Dion Dixon - Sr., G, Cincinnati
Jan. 23	Maalik Wayns - Jr., G, Villanova
Jan. 30	Darius Johnson-Odom - Sr., G, Marquette
Feb. 6	Tray Woodall - Jr., G, Pittsburgh

Rookies of the Week

Nov. 21	Jerian Grant - So., G, Notre Dame
Nov. 28	Andre Drummond - Fr., C, Connecticut
Dec. 5	LaDontae Henton - Fr., F, Providence
Dec. 12	LaDontae Henton - Fr., F, Providence
Dec. 19	Andre Drummond - Fr., C, Connecticut
Dec. 26	Andre Drummond - Fr., C, Connecticut
Jan. 2	Eli Carter - Fr., G, Rutgers
Jan. 9	D'Angelo Harrison - Fr., G, St. John's
Jan. 16	Andre Drummond - Fr., C, Connecticut
Jan. 23	JayVaughn Pinkston - Fr., F, Villanova
Jan. 30	Moe Harkless - Fr., F, St. John's
Feb. 6	Pat Connaughton - Fr., G/F, Notre Dame
	Chane Behanan - Fr., F, Louisville

Notre Dame Weekly Honor Roll Honorees

Eric Atkins - So., G (2/6)
Jack Cooley - Jr., F (12/12, 12/26, 1/9, 1/23)
Alex Dragicevich - So., G (1/2)
Jerian Grant - So., G (1/30)

2011-12 Notre Dame Men's Basketball Press Conferences

(Contact Bernie Cafarelli at (574) 631-7516 or at cafarelli.1@nd.edu for teleconference number information)	
Monday, Feb. 6	10:00 a.m. (ET)
Monday, Feb. 13	10:00 a.m. (ET)
Monday, Feb. 20	10:00 a.m. (ET)
Wednesday, Feb. 29	10:00 a.m. (ET)

2011-12 BIG EAST Teleconferences

(Contact the BIG EAST Conference at (401) 453-0660 for teleconference number information)

Jan. 5, Jan. 19, Feb. 2 and Feb. 16

11:00 a.m.	Buzz Williams, Marquette
11:08 a.m.	Mike Brey, Notre Dame
11:16 a.m.	Ed Cooley, Providence
11:24 a.m.	Jim Calhoun, Connecticut
11:32 a.m.	Steve Lavin, St. John's
11:40 a.m.	Mick Cronin, Cincinnati
11:48 a.m.	Kevin Willard, Seton Hall
11:56 a.m.	Rick Pitino, Louisville

Jan. 12, Jan. 26, Feb. 9 and Feb. 23

11:00 a.m.	Jay Wright, Villanova
11:08 a.m.	Stan Heath, USF
11:16 a.m.	Bob Huggins, West Virginia
11:24 a.m.	Mike Rice, Rutgers
11:32 a.m.	Oliver Purnell, DePaul
11:40 a.m.	Jamie Dixon, Pittsburgh
11:48 a.m.	Jim Boeheim, Syracuse
11:56 a.m.	John Thompson III, Georgetown

2011-12 BIG EAST Preseason Coaches' Poll

	Pts.
1. Connecticut (7)	209
Syracuse (5)	209
3. Louisville (3)	201
4. Pittsburgh (1)	188
5. Cincinnati	169
6. Marquette	155
7. West Virginia	132
8. Villanova	127
9. NOTRE DAME	114
10. Georgetown	104
11. Rutgers	75
12. St. John's	71
13. Seton Hall	56
14. USF	43
15. Providence	40
16. DePaul	27

First-place votes in parentheses

2011-12 BIG EAST Preseason Awards

PLAYER OF THE YEAR

Ashton Gibbs, Pittsburgh

ROOKIE OF THE YEAR

Andre Drummond, Connecticut

PRESEASON FIRST TEAM

Tim Abromaitis, Notre Dame, F, Gr.

Ashton Gibbs, Pittsburgh, G, Sr.

Jeremy Lamb, Connecticut, G/F, So.

Darius Johnson-Odom, Marquette, G, Sr.

Kris Joseph, Syracuse, F, Sr.

Kevin Jones, West Virginia, F, Sr.

PRESEASON SECOND TEAM

Yancy Gates, Cincinnati, F, Sr.

Alex Oriakhi Connecticut, F/C, Jr.

Peyton Siva, Louisville, G, Jr.

Scoop Jardine, Syracuse, G, Sr.

Maalik Wayns, Villanova, G, Jr.

HONORABLE MENTION

Andre Drummond, Connecticut, C, Fr.

Shabazz Napier, Connecticut, G, So.

Cleveland Melvin, DePaul, F, So.

Jae Crowder, Marquette, F, Sr.

Augustus Gilchrist, USF, F/C, Sr.

National Polls

Associated Press Top 25 (Feb. 6)

1. Kentucky
2. Syracuse
3. Ohio State
4. Missouri
5. North Carolina
6. Baylor
7. Kansas
8. Florida
9. Murray State
10. Duke
11. Michigan State
12. Georgetown
13. San Diego State
14. UNLV
15. Florida State
16. Saint Mary's
17. Creighton
18. Marquette
19. Virginia
20. Mississippi State
21. Wisconsin
22. Michigan
23. Indiana
24. Louisville
25. Harvard

ESPN/USA Today Coaches Poll (Feb. 6)

1. Kentucky
2. Syracuse
3. Ohio State
4. Missouri
5. North Carolina
6. Baylor
7t. Florida
7t. Murray State
9. Duke
10. Kansas
11. Georgetown
12. Michigan State
13. Saint Mary's
14. San Diego State
15. Creighton
16. UNLV
17. Florida State
18. Mississippi State
19. Marquette
20. Virginia
21. Harvard
22. Wisconsin
23. Indiana
23. Louisville
25. Michigan

Bold indicates 2011-12 Irish opponent

Solid Schedule

• Six teams on Notre Dame's 2011-12 schedule are ranked in the latest Associated Press top-25 poll (Feb. 6). Four of the squads - #2 Syracuse, #12 Georgetown, #18 Marquette and #24 Louisville - are BIG EAST foes, while the Fighting Irish faced #4 Missouri and #23 Indiana in non-conference action. Notre Dame is 5-4 against ranked opponents this season. The five wins over AP top-25 teams is tied for the most nationally this season along with Ohio State.

2011-12 GAME-BY-GAME STARTING LINEUP

Date	Opponent (Result)	Starting Lineup	# of Times	Record With Lineup
11/12	Mississippi Valley State (W, 80-67)	Atkins-Brooks-Cooley-Grant-Martin ^	1	1-0
11/14	Detroit (W, 59-53)	Atkins-Brooks-Cooley-Grant-Martin	2	2-0
11/16	Sam Houston State (W, 74-41)	Brooks-Cooley-Dragicovich-Grant-Martin ^	1	1-0
11/18	Delaware State (W, 93-69)	Connaughton-Cooley-Dragicovich-Grant-Martin ^	1	1-0
11/21	Missouri (L, 58-87)	Abromaitis-Atkins-Cooley-Grant-Martin ^	1	0-1
11/22	Georgia (L, 57-61)	Abromaitis-Atkins-Cooley-Grant-Martin	2	0-2
11/27	Bryant (W, 84-59)	Atkins-Brooks-Connaughton-Grant-Martin ^	1	1-0
11/30	Gonzaga (L, 53-73)	Atkins-Brooks-Cooley-Grant-Martin	3	2-1
12/4	Maryland (L, 71-78)	Atkins-Brooks-Grant-Knight-Martin ^	1	0-1
12/8	Maine (W, 87-78)	Atkins-Brooks-Grant-Knight-Martin	2	1-1
12/10	Dartmouth (W, 65-47)	Atkins-Connaughton-Cooley-Dragicovich-Knight ^	1	1-0
12/17	Indiana (L, 58-69)	Atkins-Cooley-Dragicovich-Grant-Martin ^	1	0-1
12/19	Sacred Heart (W, 106-65)	Atkins-Cooley-Dragicovich-Grant-Martin	2	1-1
12/27	Pittsburgh (W, 72-59)	Atkins-Cooley-Dragicovich-Grant-Martin	3	2-1
1/4	Cincinnati (L, 55-71)	Atkins-Cooley-Dragicovich-Grant-Martin	4	2-2
1/7	Louisville (W, 67-65 2OT)	Atkins-Cooley-Dragicovich-Grant-Martin	5	3-2
1/10	USF (W, 60-49)	Atkins-Cooley-Dragicovich-Grant-Martin	6	4-2
1/14	Connecticut (L, 53-67)	Atkins-Cooley-Dragicovich-Grant-Martin	7	4-3
1/16	Rutgers (L, 58-65)	Atkins-Brooks-Cooley-Grant-Martin	4	2-2
1/21	Syracuse (W, 67-58)	Atkins-Connaughton-Cooley-Grant-Martin ^	1	1-0
1/25	Seton Hall (W, 55-42)	Atkins-Connaughton-Cooley-Grant-Martin	2	2-0
1/29	Connecticut (W, 50-48)	Atkins-Connaughton-Cooley-Grant-Martin	3	3-0
2/4	Marquette (W, 76-59)	Atkins-Connaughton-Cooley-Grant-Martin	4	4-0

^ - Indicates first time that lineup was used

The Irish have used nine different starting lineups this season (23 games).

Injuries And Illness Inflicted The Irish Early

Notre Dame suffered through a rash of illness and injuries during the early portion of the 2011-12 campaign. Five of Notre Dame's 10 scholarship players missed a game by the ninth contest of the season. Here is the breakdown of the games missed:

	Games Missed	Reason
Tim Abromaitis*	21	NCAA Suspension (4 games) Torn ACL (17 games)
Eric Atkins	2	Illness
Joey Brooks	1	Illness
Jack Cooley	1	Illness
Scott Martin	1	Concussion

* - Will miss remainder of season with torn ACL

Abro Out

- Forward **Tim Abromaitis** suffered a torn anterior cruciate ligament (ACL) in his right knee at a morning team practice on Nov. 25 and will miss the remainder of the 2011-12 campaign. Abromaitis, who is in his fifth season with the Irish, had played in two games (Missouri and Georgia) and was averaging 14.0 points and 7.0 rebounds. He had missed Notre Dame's first four games due to a misunderstanding of a technicality in an NCAA rule governing seasons of competition that dated back to the 2008-09 campaign when he played in the first two exhibitions of his sophomore campaign and then sat out the remainder of that season.

- Abromaitis was selected to the 2011-12 preseason watch lists for both the John R. Wooden Award and the Naismith Trophy. Both awards are presented annually to the national player of the year. He also was named to the six-man preseason All-BIG EAST First Team. In addition, the Irish forward is one of 30 candidates up for the Lowe's Senior CLASS Award.

Instant Impact

Pat Connaughton and **Jerian Grant** became the fifth and sixth Notre Dame rookies to score 20-plus points in a game during the Mike Brey era (12 seasons). Here is the list of Irish freshmen/first-year players who have accomplished the feat in the Brey era:

Player	Season	20+ Games	30+ Games	High
Chris Thomas (G)	2001-02	9	2	32
Torin Francis (F)	2002-03	4	-	25
Luke Harangody (F)	2006-07	3	-	22
Tory Jackson (G)	2006-07	2	-	21
Jerian Grant* (G)	2011-12	2	-	20
Pat Connaughton (G/F)	2011-12	2	-	24

* - A sophomore with rookie status since he did not play during his freshman season in 2010-11.

- Connaughton's 24 points against Sam Houston State (Nov. 16) were the most for a Notre Dame freshman since Torin Francis had 25 against Arizona in the Sweet 16 of the 2003 NCAA Tournament (March 27, 2003).

- Connaughton's six made three-pointers (on 10 attempts) against Sam Houston State were the most for an Irish freshman since Chris Thomas had six against Connecticut in the semifinals of the 2002 BIG EAST Tournament (March 8, 2002).

- Connaughton's 24 points off the bench in the Sam Houston State game were the most bench points by an Irish player since Chris Quinn netted 25 against Quinnipiac during the 2003-04 campaign (Dec. 23, 2003).

Atkins Added As Captain

Sophomore point guard **Eric Atkins** recently was named Notre Dame's third captain for the 2011-12 season. Seniors **Tim Abromaitis**, who is out for the remainder of the campaign due to a torn ACL, and **Scott Martin** are the other Fighting Irish captains.

ALL ABOUT ABRO

IN THE IRISH RECORD BOOK

Three-Point Field Goals Made

1.	Colin Falls	2003-07	331
2.	Chris Thomas	2001-05	302
3.	Matt Carroll	1999-03	301
4.	Kyle McAlarney	2005-09	298
5.	David Graves	1998-02	259
6.	Ryan Hoover	1992-96	248
7.	Chris Quinn	2002-05	239
8.	Ryan Ayers	2005-09	170
9.	Martin Ingelsby	1997-01	167
10.	Tim Abromaitis	2007-11	160
11.	Ben Hansbrough	2009-11	154
12.	Russell Carter	2003-07	139
13.	Luke Zeller	2005-09	107
14.	Tory Jackson	2006-10	103
15.	Pat Garrity	1994-98	100
16.	Antoni Wyché	1995-99	93
17.	Elmer Bennett	1988-92	91
18.	Jordan Cornette	2001-05	74
19.	Joe Fredrick	1986-90	73
20.	Rob Kurz	2004-08	72

Three-Point Field Goals Attempted

1.	Chris Thomas	2001-05	833
2.	Colin Falls	2003-07	826
3.	Matt Carroll	2002-03	762
4.	Kyle McAlarney	2005-09	687
5.	Ryan Hoover	1992-96	680
6.	David Graves	1998-02	630
7.	Chris Quinn	2002-06	573
8.	Ryan Ayers	2005-09	401
9.	Martin Ingelsby	1997-01	394
10.	Tim Abromaitis	2007-11	390
11.	Ben Hansbrough	2009-11	362
12.	Russell Carter	2003-07	342
13.	Antoni Wyché	1995-99	333
14.	Tory Jackson	2006-10	320
15.	Luke Zeller	2005-09	297
16.	Pat Garrity	1994-98	279
17.	Elmer Bennett	1988-92	259
18.	Jordan Cornette	2001-05	245
19.	Troy Murphy	1998-01	191
20.	Pete Miller	1993-97	190

Three-Point Field Goal Percentage

(Min. 120 Attempted)

1.	Joe Fredrick	1986-90	.490
2.	Kyle McAlarney	2005-09	.434
3.	Ben Hansbrough	2009-11	.425
4.	Ryan Ayers	2005-09	.424
	Martin Ingelsby	1997-01	.424
6.	Chris Quinn	2002-06	.417
7.	David Graves	1998-02	.411
8.	Tim Abromaitis	2007-11	.410
9.	Rob Kurz	2004-08	.409
10.	David Rivers	1984-88	.406
	Russell Carter	2003-07	.406
12.	Colin Falls	2003-07	.401
13.	Keith Friel	1996-98	.397
14.	Matt Carroll	1999-03	.395
15.	Jamere Jackson	1987-90	.380
	Jonathan Peoples	2006-10	.377
17.	Kevin Ellery	1988-91	.372
18.	Carl Cozen	1991-94	.370
19.	Ryan Hoover	1993-96	.365
20.	Chris Thomas	2001-05	.363



- 2011-12 Preseason All-BIG EAST First Team
- John R. Wooden Award Preseason Top 50 List (2011-12)
- Naismith Trophy Preseason Watch List (2011-12)
- Lowe's Senior CLASS Award Candidate (2011-12)
- Capital One First Team Academic All-American (2011)
- *ESPN The Magazine* First Team Academic All-American (2010)
- BIG EAST Scholar Athlete of the Year (2010 & 2011)
- BIG EAST Sports Excellence Award (2010 & 2011)
- Third Team All-BIG EAST (2011)
- BIG EAST Honorable Mention (2010)
- Four-Time BIG EAST Weekly Honor Roll Selection
- Four-Time BIG EAST Academic All-Star
- Notre Dame Club of St. Joseph Valley Rockne Student-Athlete Award (2010 & 2011)
- Notre Dame Co-Most Improved Player Award (2010)
- Team Captain (2010-11, 2011-12)
- Old Spice Classic MVP (2010)
- Graduate of Notre Dame's Mendoza College of Business
 - Bachelor's Degree in Finance (2010) - 3.73 GPA
 - MBA (2011)
- 2011 World University Games Participant
 - Started three games and averaged 6.4 ppg and 4.3 rpg.
 - Team USA posted a 7-1 record (fifth-place finish)

HOME SWEET HOME

Home Winning Percentage Leaders Since the Beginning of 2006-07 Season (six seasons)

(as of games played on Feb. 6)

	Team	Wins	Losses	Percentage
1.	Kansas	102	4	96.23
2.	Utah State	91	4	95.79
3.	NOTRE DAME	96	7	93.20
4.	Memphis	104	8	92.86
5.	Ohio State	103	8	92.79
6.	BYU	87	7	92.55
7.	Duke	90	8	91.84
8.	Michigan State	88	8	91.67
9.	Xavier	82	8	91.11
10.	Pittsburgh	97	10	90.65
11.	North Carolina	87	9	90.63
12.	Wisconsin	90	10	90.00
13.	Purdue	87	10	89.69
14.	San Diego State	84	10	89.36
15.	Missouri	92	11	89.32
16.	Texas	89	11	89.00
17.	Kent State	77	10	88.51
18.	Creighton	90	13	87.38
19.	Belmont	66	10	86.84
20.	Butler	77	12	86.52

- Notre Dame saw its 29-game home win streak come to an end on Jan. 14 versus Connecticut. The streak was the fourth-longest in the nation.

- The Fighting Irish concluded their 2010-11 home slate with a perfect 17-0 mark. It's the third undefeated season at Purcell Pavilion at the Joyce Center in the last five years and the fifth overall for Notre Dame since the building opened at the start of the 1968-69 campaign. The other perfect home seasons occurred in: 1973-74 (15-0), 1985-86 (15-0), 2006-07 (18-0) and 2007-08 (17-0).

- Notre Dame is the only BIG EAST team that did not lose at home in 2010-11.

- Over the course of the last five seasons, Notre Dame is the only school nationally to go undefeated at home in three seasons (Duke and Kansas have done it twice), while its 96-7 record at home for a .932 winning percentage is the fourth best among NCAA Division I schools. The Irish also own the best record among all BIG EAST teams in regular-season conference home games over the same time span with a sterling 43-6 record for an .878 winning percentage.

BIG EAST Home Records in League Play Since the Beginning of 2006-07 Season (six seasons)

(as of games played on Feb. 6)

	Team	Wins	Losses	Percentage
1.	NOTRE DAME	43	6	87.76
2.	Louisville	42	8	84.00
3.	Pittsburgh	41	9	82.00
4.	West Virginia	38	11	77.55
5.	Marquette	38	12	76.00
6.	Syracuse	37	12	75.51
7.	Connecticut	36	13	73.47
8.	Georgetown	36	14	72.00
9.	Villanova	32	17	65.31
10.	Cincinnati	26	23	53.06
11.	St. John's	26	24	52.00
12.	Seton Hall	25	24	51.02
13.	Providence	24	26	48.00
14.	USF	20	29	40.82
15.	Rutgers	15	34	30.61
16.	DePaul	12	38	24.00

IRISH ENJOYING SUCCESSFUL RUN IN LEAGUE PLAY

BIG EAST Records Since the Beginning of 2006-07 Season (six seasons)

(as of games played on Feb. 6)

	Overall			
	Wins	Losses	Percentage	
1.	Pittsburgh	155	47	.767
2.	Syracuse	153	49	.757
3.	Louisville	145	53	.732
4.	Georgetown	136	54	.716
5.	West Virginia	144	59	.709
6.	NOTRE DAME	135	58	.699
7.	Marquette	138	60	.697
8.	Connecticut	136	61	.690
9.	Villanova	130	65	.667
10.	Cincinnati	103	84	.551
11.	Seton Hall	94	85	.525
12.	Providence	92	90	.505
13.	St. John's	91	93	.495
14.	USF	76	105	.420
15.	Rutgers	74	106	.411
16.	DePaul	66	115	.365

	BIG EAST (regular season)			
	Wins	Losses	Percentage	
1.	Louisville	71	27	.724
2.	Pittsburgh	69	30	.697
3.	Syracuse	67	32	.677
4.	NOTRE DAME	64	34	.653
5.	Georgetown	63	36	.636
6.	Marquette	62	37	.626
7.	West Virginia	60	39	.606
8.	Villanova	56	43	.566
9.	Connecticut	54	44	.551
10.	Cincinnati	42	56	.429
11.	St. John's	40	59	.404
12.	Seton Hall	38	61	.384
13.	Providence	34	65	.343
14.	USF	28	70	.286
15.	Rutgers	22	77	.222
16.	DePaul	19	79	.194

Last Notre Dame Win/Loss Versus Ranked Opponent in Associated Press Poll

	<u>Date</u>	<u>Opponent (Location)</u>	<u>Score</u>				
Win vs. #1	1-21-12	Syracuse (H)	67-58	Win vs. #20	1-15-98	West Virginia (A)	74-72
Loss vs. #1	11-26-08	(8) North Carolina (LC)!	87-102	Loss vs. #20	1-12-09	(12) Louisville (A)	73-87
Win vs. #2	1-24-11	(15) Pittsburgh (A)	56-51	Win vs. #21	1-9-07	(22) West Virginia (H)	61-58
Loss vs. #2	2-28-09	Connecticut (A)	65-72	Loss vs. #21	11-21-11	Missouri (KC)	58-87
Win vs. #3	3-3-90	Missouri (H)	98-67	Win vs. #22	12-27-11	Pittsburgh (H)	72-59
Loss vs. #3	1-27-10	Villanova (A)	90-72	Loss vs. #22	3-16-07	Winthrop (SA)\$	64-74
Win vs. #4	12-7-06	Alabama (H)	99-85	Win vs. #23	12-3-06	Maryland (VC)@	81-74
Loss vs. #4	2-7-04	Pittsburgh (H)	58-66	Loss vs. #23	3-8-06	Georgetown (MSG)*	63-67
Win vs. #5	2-12-09	Louisville (H)	90-57	Win vs. #24	1-29-12	Connecticut (A)	50-48
Loss vs. #5	1-1-11	(15) Syracuse (A)	58-70	Loss vs. #24	3-5-05	Pittsburgh (H)	77-85
Win vs. #6	11-25-08	(8) Texas (LC)!	81-80	Win vs. #25	3-10-11	(4) Cincinnati (MSG)*	89-51
Loss vs. #6	1-6-03	(5) Pittsburgh (A)	55-72	Loss vs. #25	3-13-08	Marquette (MSG)*	79-89
Win vs. #7	2-2-82	San Francisco (H)	75-66	<i>Event/Location Notes</i>			
Loss vs. #7	3-12-10	West Virginia (MSG)*	51-53	\$ - NCAA Tournament			
Win vs. #8	1-4-11	(14) Connecticut (H)	73-70	* - BIG EAST Tournament			
Loss vs. #8	1-17-09	(12) Syracuse (A)	74-93	! - Maui Invitational			
Win vs. #9	12-29-10	(15) Georgetown (H)	69-55	^ - SEC/BIG EAST Invitational			
Loss vs. #9	3-9-07	(20) Georgetown (MSG)*	82-84	@ - BB&T Classic			
Win vs. #10	2-21-01	(18) Boston College (H)	76-75	(H) - Home			
Loss vs. #10	1-2-10	Connecticut (A)	70-82	(A) - Away			
Win vs. #11	1-7-12	Louisville (A) (2ot)	67-65	(LC) - Lahaina Civic Center (Maui)			
Loss vs. #11	3-2-09	Villanova (H)	60-77	(MCI) - MCI Center (Washington, D.C.)			
Win vs. #12	2-24-10	Pittsburgh (H)	68-53	(MSG) - Madison Square Garden (New York, N.Y.)			
Loss vs. #12	3-4-03	Syracuse (A)	88-92	(KC) - Kansas City, Mo.			
Win vs. #13	12-2-02	Marquette (H)	92-71	(D) - Dayton, Ohio			
Loss vs. #13	2-28-08	(17) Louisville (A)	85-90	(BFC) - Big Four Classic (Indianapolis, Ind.)			
Win vs. #14	12-5-87	Louisville (BFC)	69-54	(FH) - Freedom Hall (Louisville, Ky.)			
Loss vs. #14	3-11-11	(4) Louisville (MSG)* (ot)	77-83	(PC) - Pepsi Center (Denver, Colo.)			
Win vs. #15	2-4-12	Marquette (H)	76-59	(SA) - Spokane Arena (Spokane, Wash.)			
Loss vs. #15	2-7-09	UCLA (A)	63-89	(VC) - Verizon Center (Washington, D.C.)			
Win vs. #16	3-5-11	(8) Connecticut (A)	70-67	(CC) - Crossroads Classic (Indianapolis, Ind.)			
Loss vs. #16	1-18-03	(10) Kentucky (A)	73-88	<i>Note - Number before opponent indicates Notre Dame's AP ranking at the time of the game</i>			
Win vs. #17	3-7-70	(15) Ohio U. (D)\$	112-82	Bold italics indicates result from this season			
Loss vs. #17	1-14-12	Connecticut (H)	53-67				
Win vs. #18	1-26-08	Villanova (A)	90-80				
Loss vs. #18	12-17-11	Indiana (CC)	58-69				
Win vs. #19	2-28-11	(8) Villanova (H)	93-72				
Loss vs. #19	11-30-11	Gonzaga (A)	53-73				

THE MIKE BREY FILE

2011 AP, Basketball Times & Henry Iba Coach of the Year

2007, 2008 & 2011 BIG EAST Coach of the Year

Third Longest Tenured Coach in BIG EAST

Record at Notre Dame: 253-128 (.664)

Overall Record: 352-180 (.661)

WHAT HIS TEAMS HAVE DONE:

9 NCAA Tournament Appearances

14 Total Postseason Appearances (5 NIT)

3 BIG EAST Players of the Year

(Troy Murphy '01 / Luke Harangody '08 / Ben Hansbrough '11)

10 First-Team All-BIG EAST Honorees



IRISH UNDER MIKE BREY:

IN OVERTIME GAMES: 8-8

at Georgetown (2/9/02)	W	116-111 (4 OT)
at Boston College (1/25/03)	W	101-96
vs. Georgetown (2/1/03)	W	93-92 (2OT)
at Pittsburgh (1/4/06)	L	97-100 (2OT)
vs. Georgetown (1/24/06)	L	82-85 (2OT)
at Louisville (2/4/06)	L	86-89
at Connecticut (2/21/06)	L	74-75
at Michigan (3/20/06)	L	84-87 (2OT)
vs. Providence (1/31/08)	W	81-74
at Louisville (1/12/09)	L	73-87
at Louisville (2/17/10)	L	89-91 (2OT)
at Marquette (3/6/10)	W	63-60
vs. Georgia (11/25/10)	W	89-83 (2OT)
vs. Louisville (2/9/11)	W	89-79
vs. Louisville (3/11/11)	L	77-83
at Louisville (1/7/12)	W	67-65 (2OT)

IN GAMES DECIDED BY...

1 point.....	12-11
2 points.....	8-11
3 points.....	16-16
4 points.....	4-7
5 points.....	7-7
6 points.....	12-6
7 points.....	17-9
8 points.....	6-10
9 points.....	9-4
10 points.....	13-6
11-15 points.....	52-26
16-20 points.....	29-11
21-30 points.....	31-4
31-40 points.....	26-0
41-50 points.....	11-0
50+points.....	0-0
Total.....	253-128

ON THE ROAD....

	Away	Neutral	Overall
2011-12	3-3	0-4	3-7
2010-11	5-4	5-3	10-7
2009-10	3-6	3-3	6-9
2008-09	3-8	3-4	6-12
2007-08	5-4	3-4	8-8
2006-07	3-5	3-3	6-8
2005-06	4-7	0-2	4-9
2004-05	4-6	0-1	4-7
2003-04	6-5	2-1	8-6
2002-03	4-5	6-3	10-8
2001-02	8-4	5-3	13-7
2000-01	6-4	2-2	8-6
Totals	54-61	32-33	86-94
	(.470)	(.492)	(.478)

VS. RANKED OPPONENTS:

2011-12.....	5-4
2010-11.....	8-3
2009-10.....	4-4
2008-09.....	3-9
2007-08.....	2-6
2006-07.....	4-2
2005-06.....	1-7
2004-05.....	2-5
2003-04.....	2-8
2002-03.....	5-6
2001-02.....	3-6
2000-01.....	4-3
Totals.....	43-63
	(.406)

NOTRE DAME SEASON-BY-SEASON UNDER BREY:

	Overall	BIG EAST (regular season)
2000-01	20-10	11-5 (1st place-West Division)
2001-02	22-11	10-6 (2nd place-West Division)
2002-03	24-10	10-6 (t-3rd place-West Division)
2003-04	19-13	9-7 (7th place)
2004-05	17-12	9-7 (6th place)
2005-06	16-14	6-10 (t-11th place)
2006-07	24-8	11-5 (4th place)
2007-08	25-8	14-4 (t-2nd place)
2008-09	21-15	8-10 (t-9th place)
2009-10	23-12	10-8 (t-7th place)
2010-11	27-7	14-4 (2nd place)
2011-12	15-8	7-3
	253-128 (.664)	119-75 (.613)

MIKE BREY IN THE BIG EAST RANKINGS:

BIG EAST Coaching Percentage

Regular Season and BIG EAST Tournament

	W-L	Pct.	Yrs.	Tour.	Pct.
1. Jamie Dixon, Pittsburgh	113-52	.685	9	11-7	.611
2. John Thompson, Georgetown	231-123	.653	20	33-13	.717
3. Jim Boeheim, Syracuse	394-212	.650	33	46-27	.630
4. Lou Carnesecca, St. John's	139-80	.635	13	12-11	.522
5. Jim Calhoun, Connecticut	307-178	.633	26	33-18	.647
6. Rick Pitino, Providence/Louisville	101-59	.631	9	7-7	.500
7. Buzz Williams, Marquette	46-27	.630	4	5-3	.625
8. Bob Huggins, West Virginia	58-35	.624	5	7-3	.700
9. John Thompson III, Georgetown	92-56	.622	8	11-6	.647
10. Mike Jarvis, St. John's	57-36	.613	5	7-4	.636
11. Tom Crean, Marquette	34-22	.607	3	3-3	.500
12. Ben Howland, Pittsburgh	43-29	.597	4	8-3	.727
13. Mike Brey, Notre Dame	126-86	.594	12	7-11	.388
14. Jay Wright, Villanova	110-87	.558	11	8-10	.444
15. Steve Lavin, St. John's	17-14	.548	2	1-1	.500

BIG EAST Coaching Wins

Regular Season and BIG EAST Tournament

	W-L	Pct.	Yrs.	Tour.	Pct.
1. Jim Boeheim, Syracuse	394-212	.650	33	46-27	.630
2. Jim Calhoun, Connecticut	307-178	.633	26	33-18	.647
3. John Thompson, Georgetown	231-123	.653	20	33-13	.717
4. Lou Carnesecca, St. John's	139-80	.635	13	12-11	.522
5. Mike Brey, Notre Dame	126-86	.594	12	7-11	.388
6. Rollie Massimino, Villanova	123-92	.572	12	13-12	.520
7. Jamie Dixon, Pittsburgh	113-52	.685	9	11-7	.611
8. Jay Wright, Villanova	110-87	.558	11	8-10	.444
9. Rick Pitino, Providence/Louisville	101-59	.631	9	7-7	.500
10. Steve Lappas, Villanova	97-79	.551	9	10-8	.556

Bold indicates active BIG EAST head coach

Notre Dame Highs and Lows Under Mike Brey

Notre Dame – Team Game Highs (1st Half)

Points 62 vs. Loyola-Chicago (11/22/00)
 62 vs. Georgia Southern (11/12/10)*
 Field Goals Made 24 vs. IPFW (11/10/06)*
 24 vs. Syracuse (1/30/07)
 Field Goals Attempted 43 vs. New Hampshire (11/16/01)*
 43 vs. Syracuse (1/30/07)
 Field Goal Percentage 75.0% (18-24) vs. West Virginia (1/9/10)*
 3 PT Field Goals Made 14 vs. South Dakota (12/2/08)*
 3 PT Field Goals Attempted 23 vs. South Dakota (12/2/08)*
 3 PT Field Goals Percentage ..85.7% (6-7) vs. West Virginia (1/9/10)*
 Free Throws Made 18 vs. Liberty (11/22/09)*
 18 vs. Maine (11/22/10)*
 Free Throws Attempted 24 vs. Liberty (11/22/09)*
 Free Throw Percentage..... 100.0% on 21 occasions
 Total Rebounds..... 32 vs. Chicago State (11/17/10)*
 Offensive Rebounds 15 vs. Savannah State (12/2/08)*
 Defensive Rebounds..... 24 vs. Northern Illinois (12/8/07)*
 Assists..... 19 vs. Canisius (12/19/00)*
 Steals..... 12 vs. New Hampshire (11/16/01)*
 Blocked Shots..... 13 vs. Belmont (11/17/02)*
 Turnovers..... 14 vs. Monmouth (11/16/07)
 14 vs. St. John's (1/16/11)
 Fouls..... 13 vs. St. John's (1/16/11)

Notre Dame – Team Game Highs (2nd Half)

Points 68 vs. Georgetown (4OT) (2/9/02)
 Field Goals Made 24 vs. Pittsburgh (1/4/06)
 Field Goals Attempted 63 vs. Georgetown (4OT) (2/9/02)
 Field Goal Percentage..... 72.0% vs. Lafayette (11/14/06)
 72.0% (18-25) vs. Pittsburgh (12/27/11)
 3 PT Field Goals Made 11 vs. St. John's (3/6/04)
 11 vs. North Carolina (11/26/08)
 3 PT Field Goals Attempted 24 vs. Pittsburgh (1/4/06)
 3 PT Field Goals Percentage . 75.0% (6-8) vs. Connecticut (2/21/05)
 Free Throws Made 27 vs. Seton Hall (2/18/06)
 Free Throws Attempted 32 vs. California (11/26/10)
 Free Throw Percentage..... 100.0% on seven occasions
 Total Rebounds..... 34 vs. Seton Hall (1/8/01)
 Offensive Rebounds 15 vs. Army (12/19/04)*
 Defensive Rebounds..... 25 vs. Sacred Heart (11/18/00)*
 Assists..... 16 vs. Army (12/19/04)*
 16 vs. Maine (11/22/10)*
 Steals..... 14 vs. New Hampshire (11/16/01)*
 Blocked Shots..... 6 on three occasions
 Turnovers..... 13 vs. Niagara (12/21/05)*
 13 vs. Marquette (1/12/08)
 Fouls..... 26 vs. Pittsburgh (1/4/06)

Notre Dame – Team Game Highs (Total)

Points 116 vs. Georgetown (4OT) (2/9/02)
 Field Goals Made 42 vs. Canisius (12/19/00)*
 Field Goals Attempted 94 vs. Georgetown (4OT) (2/9/02)
 Field Goal Percentage..... 66.7% (34-51) vs. Pittsburgh (1/30/02)*
 3 PT Field Goals Made 20 vs. Villanova (2/28/11)*#
 3 PT Field Goals Attempted 44 vs. Canisius (12/22/00)
 3 PT Field Goals Percentage 72.7% (16-22) vs. Loyola Chicago
 (11/22/00)*#
 Free Throws Made 33 vs. Seton Hall (2/18/06)
 Free Throws Attempted 45 vs. Columbia (12/23/05)*
 Free Throw Percentage..... 100% (5-5) vs. Illinois (3/22/03)
 100% (19-19) vs. Villanova (1/8/05)*#
 Total Rebounds..... 64 vs. Georgetown (4OT) (2/9/02)
 Offensive Rebounds 24 vs. Seton Hall (1/8/01)
 Defensive Rebounds..... 41 vs. Northern Illinois (12/8/07)*
 Assists..... 32 vs. Canisius (12/19/00)*#
 Steals..... 26 vs. New Hampshire (11/16/01)*#
 Blocked Shots..... 19 vs. Belmont (12/17/02)*#
 Turnovers..... 24 vs. Marquette (1/12/08)
 Fouls..... 32 vs. Pittsburgh (1/4/06)

Notre Dame – Team Game Lows (1st Half)

Points 17 vs. Connecticut (3/3/10)*
 Field Goals Made 4 vs. St. John's (1/16/11)
 4 vs. Indiana (12/17/11)
 Field Goals Attempted..... 14 vs. St. John's (1/16/11)
 Field Goal Percentage..... 18.8% (6-32) vs. Connecticut (2/21/04)
 3 PT Field Goals Made 0 four occasions
 3 PT Field Goals Attempted 4 vs. St. Louis (11/28/09)
 3 PT Field Goals Percentage 0.0% on four occasions
 Free Throws Made 0 on ten occasions
 Free Throws Attempted 0 on seven occasions
 Free Throw Percentage..... 0.0% on ten occasions
 Total Rebounds..... 9 vs. UCF (12/6/09)*
 9 vs. Pittsburgh (3/11/10)
 Offensive Rebounds 0 vs. West Virginia (1/9/10)*
 Defensive Rebounds..... 6 vs. Louisville (2/17/10)
 Assists..... 1 vs. Villanova (1/27/07)*
 Steals..... 0 on 10 occasions
 Blocked Shots..... 0 on 36 occasions
 Turnovers..... 0 vs. DePaul (1/23/10)*
 Fouls..... 0 vs. Samford (12/30/04)*

Notre Dame – Team Game Lows (2nd Half)

Points 18 vs. Pittsburgh (3/11/10)
 Field Goals Made 5 vs. West Virginia (1/9/10)*
 5 vs. Pittsburgh (3/11/10)
 Field Goals Attempted..... 13 vs. Pittsburgh (3/11/10)
 Field Goal Percentage..... 21.4% (6-28) vs. Harvard (11/19/04)*
 3 PT Field Goals Made 0 on six occasions
 3 PT Field Goals Attempted 2 vs. Rutgers (2/6/11)*
 3 PT Field Goals Percentage 0.0% on six occasions
 Free Throws Made 0 vs. Pittsburgh (1/12/04)
 0 vs. Indiana (11/24/08)
 0 vs. Old Dominion (3/18/10)
 Free Throws Attempted 0 vs. Indiana (11/24/08)
 0 vs. Old Dominion (3/18/10)
 Free Throw Percentage..... 0.0% on four occasions
 Total Rebounds..... 7 vs. Rutgers (3/1/03)
 Offensive Rebounds 2 on six occasions
 Defensive Rebounds..... 4 vs. Rutgers (3/1/03)
 Assists..... 0 vs. Harvard (11/19/04)
 Steals..... 0 on 13 occasions
 Blocked Shots..... 0 on 31 occasions
 Turnovers..... 0 vs. West Virginia (3/10/04)
 0 vs. Cincinnati (3/10/11)
 Fouls..... 3 on three occasions

Notre Dame – Team Game Lows (Total)

Points 41 vs. Washington State (3/22/08)
 Field Goals Made 13 on three occasions
 Field Goals Attempted 34 vs. Pittsburgh (3/11/10)
 Field Goal Percentage 24.5% (13-53) vs. Washington State (3/22/08)
 3 PT Field Goals Made 1 vs. Pittsburgh (2/3/01)
 1 vs. California (11/26/10)
 3 PT Field Goals Attempted 8 vs. Pittsburgh (2/3/01)
 3 PT Field Goals Percentage 5.0% (1-20) vs. California(11/26/10)
 Free Throws Made 1 vs. Connecticut (2/28/09)
 Free Throws Attempted 3 vs. Old Dominion (3/18/10)
 Free Throw Percentage..... 20.0% (1-5) vs. Connecticut (2/28/09)
 Total Rebounds..... 21 vs. Rutgers (3/1/03)
 Offensive Rebounds 3 vs. DePaul (12/14/02)*
 3 vs. Sam Houston State (11/16/11)*
 Defensive Rebounds..... 14 vs. DePaul (12/11/04)*
 Assists..... 6 vs. Mississippi (3/18/01)
 6 vs. Gonzaga (11/30/11)
 Steals..... 1 on five occasions
 Blocked Shots..... 0 on seven occasions
 Turnovers..... 2 vs. DePaul (1/23/10)*
 Fouls..... 6 on three occasions

* Indicates game played at the Purcell Pavilion, Notre Dame, Ind.

Indicates school record

Opponent Highs and Lows Under Mike Brey

Opponent – Team Game Highs (1st Half)

Points	53, Arizona (3/27/03)
Field Goals Made	23, Arizona (3/27/03)
Field Goals Attempted	44, Georgetown (3/4/01)*
Field Goal Percentage	63.3% (19-30), Missouri (11/21/11)
3 PT Field Goals Made	9, Syracuse (1/11/06)*
	9, Lehigh (11/27/06)*
3 PT Field Goals Attempted	19, Syracuse (1/11/06)*
3 PT Field Goal Percentage	81.8% (9-11), Lehigh (11/26/06)*
Free Throws Made	14, Sacred Heart (11/18/00)*
Free Throws Attempted	19, Sacred Heart (11/18/00)*
Free Throw Percentage	100.0%, on 28 occasions
Total Rebounds	33, Connecticut (2/21/04)
Offensive Rebounds	16, Northern Illinois (11/24/03)*
Defensive Rebounds	21, on six occasions
Assists	15, Seton Hall (2/11/10)
Steals	9, Miami (Fla.) (2/23/02)
	9, Marquette (1/12/08)
Blocked Shots	10, Connecticut (2/21/04)
Turnovers	16, Loyola (Chicago) (11/22/00)*
Fouls	16, on four occasions

Opponent – Team Game Highs (2nd Half)

Points	68, Georgetown (4 OT) (2/9/02)
Field Goals Made	21, Syracuse (2/24/08)*
Field Goals Attempted	49, Syracuse (2/24/08)*
Field Goal Percentage	68.2% (15-22), American (12/21/03)*
3 PT Field Goals Made	9, on three occasions
3 PT Field Goals Attempted	22, Tennessee Tech (12/17/00)*
3 PT Field Goal Percentage	100.0% (3-3), Seton Hall (2/5/03)
	100.0% (3-3), Indiana (12/17/11)
Free Throws Made	24, Pittsburgh (2 OT) (1/4/06)
Free Throws Attempted	39, Pittsburgh (2 OT) (1/4/06)
Free Throw Percentage	100.0% on 12 occasions
Total Rebounds	38, Georgetown (4 OT) (2/9/02)
Offensive Rebounds	16, Syracuse (2/24/08)*
Defensive Rebounds	27, Georgetown (4 OT) (2/9/02)
Assists	19, Pittsburgh (2 OT) (1/4/06)
Steals	9, on two occasions
Blocked Shots	11, Georgetown (4 OT) (2/9/02)
Turnovers	15, New Hampshire (11/16/01)*
Fouls	20, Seton Hall (2/18/06)
	20, Rutgers (2/6/11)

Opponent – Team Game Highs (Total)

Points	111, Georgetown (4 OT) (2/9/02)
Field Goals Made	41, Syracuse (3/4/03)*
Field Goals Attempted	82, Syracuse (2/24/08)*
Field Goal Percentage	63.0% (29-46), American (12/21/03)*
3 PT Field Goals Made	14, Texas (12/7/02)
	14, Lehigh (11/27/06)*
3 PT Field Goals Attempted	37, West Virginia (1/9/10)*
3 PT Field Goal Percentage	73.7% (14-19), Lehigh (11/27/06)*
Free Throws Made	35, Louisville (2OT) (2/17/10)
Free Throws Attempted	46, Pittsburgh (2 OT) (1/4/06)
Free Throw Percentage (min. 8 att.)	100%, on four occasions
Total Rebounds	59, Connecticut (2/21/04)
Offensive Rebounds	27, Loyola (Chicago) (11/22/00)*
Defensive Rebounds	42, Connecticut (1/24/09)*
Assists	30, Pittsburgh (2 OT) (1/4/06)
Steals	13, Niagara (12/21/05)*
Blocked Shots	19, Connecticut (OT) (2/21/06)
Turnovers	30, New Hampshire (11/16/01)*
Fouls	31, Columbia (12/23/05)*

Opponent – Team Game Lows (1st Half)

Points	5, California (11/26/10)
Field Goals Made	2, California (11/26/10)
Field Goals Attempted	18, Georgetown (2/27/10)
Field Goal Percentage	8.0% (2-25), California (11/26/10)
3 PT Field Goals Made	0, on 16 occasions
3 PT Field Goals Attempted	2, Georgetown (2/9/02)
3 PT Field Goal Percentage	0.0%, on 16 occasions
Free Throws Made	0, on 30 occasions
Free Throws Attempted	0, on 16 occasions
Free Throw Percentage	0.0%, on 30 occasions
Total Rebounds	7, Georgetown (2/27/10)
	7, Maine (11/22/10)*
Offensive Rebounds	0, Lafayette (11/14/06)
Defensive Rebounds	5, on three occasions
Assists	1, California (11/26/10)
Steals	0, on 15 occasions
Blocked Shots	0, on 42 occasions
Turnovers	1, on six occasions
Fouls	1, Pittsburgh (2/12/05)
	1, DePaul (12/31/08)
	1, West Virginia (3/12/10)

Opponent – Team Game Lows (2nd Half)

Points	8, Monmouth (11/16/07)
Field Goals Made	3, Monmouth (11/16/07)
Field Goals Attempted	19, Old Dominion (3/18/10)
Field Goal Percentage	13.0% (3-23), Monmouth (11/16/07)
3 PT Field Goals Made	0, on 12 occasions
3 PT Field Goals Attempted	3, on eight occasions
3 PT Field Goal Percentage	0.0% on 12 occasions
Free Throws Made	0, on three occasions
Free Throws Attempted	1, on three occasions
Free Throw Percentage	0.0%, on three occasions
Total Rebounds	6, Marquette (3/6/10)
Offensive Rebounds	0, Kentucky (3/25/09)*
	0, Marquette (3/6/10)
Defensive Rebounds	3, Virginia Tech (2/22/03)*
	3, Marquette (1/22/11)*
Assists	1 on three occasions
Steals	0, on eight occasions
Blocked Shots	0, on 32 occasions
Turnovers	0, West Virginia (3/10/04)
	0, Pittsburgh (1/31/09)
Fouls	4, on four occasions

Opponent – Team Game Lows (Total)

Points	33, Monmouth (11/16/07)
Field Goals Made	12, Bucknell (11/22/02)*
Field Goals Attempted	35, Rutgers (3/1/03)
Field Goal Percentage	21.1% (12-57), Bucknell (11/22/02)*
3 PT Field Goals Made	1, on seven occasions
3 PT Field Goals Attempted	7, Seton Hall (2/5/03)
3 PT Field Goal Percentage	5.9% (1-17), Cincinnati (11/24/00)
Free Throws Made	0, Charleston Southern (11/26/04)*
Free Throws Attempted	0, Charleston Southern (11/26/04)*
Free Throw Percentage	0.0% (0-0), Charleston Southern (11/26/04)*
Total Rebounds	19, Winston-Salem St. (11/29/06)*
Offensive Rebounds	3, Army (12/19/04)*
	3, West Virginia (2/1/06)
Defensive Rebounds	12, Georgetown (2/27/10)
	12, Marquette (1/22/11)*
Assists	4, USF (1/10/12)*
	4, Seton Hall (1/25/12)
Steals	1, on five occasions
Blocked Shots	0, on 12 occasions
Turnovers	3, Marquette (1/26/09)*
	3, Connecticut (3/5/11)
Fouls	7, Connecticut (1/24/09)*
	7, Connecticut (2/28/09)

* - Indicates games played at Purcell Pavilion (Notre Dame, Ind.)

Notre Dame Highs and Lows in a BIG EAST Game

Notre Dame – BIG EAST Team Game Highs (1st Half)

Points	61 vs. Syracuse (1/30/07)
Field Goals Made	24 vs. Syracuse (1/30/07)
Field Goals Attempted	43 vs. Syracuse (1/30/07)
Field Goal Percentage	75.0% (18-24) vs. West Virginia (1/9/10)*
3 PT Field Goals Made	11, on three occasions
3 PT Field Goals Attempted	22 vs. Pittsburgh (1/31/09)
3 PT Field Goals Percentage	85.7% (6-7) vs. West Virginia (1/9/10)*
Free Throws Made	13 vs. Seton Hall (2/11/10)
Free Throws Attempted	19 vs. Villanova (1/27/10)
Free Throw Percentage	100.0% on 14 occasions
Total Rebounds	29 vs. Connecticut (1/5/08)
Offensive Rebounds	14 vs. Providence (2/19/05)
Defensive Rebounds	23 vs. Louisville (2/12/09)*
Assists	17 vs. West Virginia (1/9/10)*
Steals	7 on four occasions
Blocked Shots	7 vs. Connecticut (2/9/04)*
	7 vs. West Virginia (1/19/05)
Turnovers	14 vs. St. John's (1/16/11)
Fouls	13 vs. St. John's (1/16/11)

Notre Dame – BIG EAST Team Game Highs (2nd Half)

Points	68 vs. Georgetown (4OT) (2/9/02)
Field Goals Made	24 vs. Pittsburgh (1/4/06)
Field Goals Attempted	63 vs. Georgetown (4OT) (2/9/02)
Field Goal Percentage	72.0% vs. Pittsburgh (12/27/11)
3 PT Field Goals Made	11 vs. St. John's (3/6/04)
3 PT Field Goals Attempted	24 vs. Pittsburgh (1/4/06)
3 PT Field Goals Percentage	71.4% (6-8) vs. Connecticut (2/21/05)
Free Throws Made	27 vs. Seton Hall (2/18/06)
Free Throws Attempted	30 vs. Seton Hall (2/18/06)
	30 vs. Rutgers (2/6/11)*
Free Throw Percentage	100.0% on three occasions
Total Rebounds	34 vs. Seton Hall (1/8/01)
Offensive Rebounds	18 vs. Seton Hall (1/8/01)
Defensive Rebounds	27 vs. Georgetown (3/4/04)*
Assists	14 vs. Cincinnati (1/15/08)*
Steals	6 vs. Villanova (1/17/07)
Blocked Shots	5 vs. Georgetown (2/27/10)
Turnovers	13 vs. Marquette (1/12/08)
Fouls	26 vs. Pittsburgh (1/4/06)

Notre Dame – BIG EAST Team Game Highs (Total)

Points	116 vs. Georgetown (4OT) (2/9/02)
Field Goals Made	41 vs. Georgetown (4OT) (2/9/02)
Field Goals Attempted	94 vs. Georgetown (4OT) (2/9/02)
Field Goal Percentage	66.7% (34-51) vs. Pittsburgh (1/30/02)*
3 PT Field Goals Made	20 vs. Villanova (2/28/11)*#
3 PT Field Goals Attempted	36 vs. Pittsburgh (1/4/06)
3 PT Field Goals Percentage	62.5% (20-32) vs. Villanova (2/28/11)*
Free Throws Made	34 vs. Cincinnati (1/15/08)*
Free Throws Attempted	42 vs. Cincinnati (1/15/08)*
Free Throw Percentage	100.0% (19-19) vs. Villanova (1/14/03)*#
Total Rebounds	64 vs. Georgetown (4OT) (2/9/02)
Offensive Rebounds	24 vs. Seton Hall (1/8/01)
Defensive Rebounds	35 vs. Louisville (2/12/09)*
Assists	25 vs. Cincinnati (2/4/10)*
Steals	10 on six occasions
Blocked Shots	9 vs. Connecticut (2/9/04)*
Turnovers	26 vs. Pittsburgh (2/8/00)
Fouls	32 vs. Pittsburgh (1/4/06)

*Indicates game played at the Purcell Pavilion, Notre Dame, Ind.

#Indicates school record

Notre Dame – BIG EAST Team Game Lows (1st Half)

Points	17 vs. Connecticut (3/3/10)*
Field Goals Made	4 vs. St. John's (1/16/11)
Field Goals Attempted	14 vs. St. John's (1/16/11)
Field Goal Percentage	18.8% (6-32) vs. Connecticut (2/21/04)
3 PT Field Goals Made	0 vs. West Virginia (1/7/04)
	0 vs. Connecticut (1/12/99)
3 PT Field Goals Attempted	5 on three occasions
3 PT Field Goals Percentage	8.3% (1-12) vs. Providence (1/21/03)
Free Throws Made	0 on nine occasions
Free Throws Attempted	0 on seven occasions
Free Throw Percentage	0.0% on nine occasions
Total Rebounds	9 vs. Pittsburgh (3/11/10)
Offensive Rebounds	0 on four occasions
Defensive Rebounds	6 vs. Louisville (2/17/10)
Assists	1 vs. Villanova (1/27/07)*
Steals	0 on nine occasions
Blocked Shots	0 on 21 occasions
Turnovers	0 vs. DePaul (1/23/10)*
Fouls	2 on three occasions

Notre Dame – BIG EAST Team Game Lows (2nd Half)

Points	18 vs. Pittsburgh (3/11/10)
Field Goals Made	5 vs. West Virginia (1/9/10)*
	5 vs. Pittsburgh (3/11/10)*
Field Goals Attempted	13 vs. Pittsburgh (3/11/10)*
Field Goal Percentage	26.3% (5-19) vs. West Virginia (1/9/10)*
3 PT Field Goals Made	0 on four occasions
3 PT Field Goals Attempted	2 vs. Rutgers (2/6/11)*
3 PT Field Goals Percentage	0.0% on four occasions
Free Throws Made	0 vs. Pittsburgh (1/12/04)
Free Throws Attempted	2 on four occasions
Free Throw Percentage	0.0% (0-2) vs. Pittsburgh (1/12/04)
Total Rebounds	7 vs. Rutgers (3/1/03)
Offensive Rebounds	2 vs. Connecticut (3/3/10)*
	2 vs. St. John's (1/8/11)*
Defensive Rebounds	4 vs. Rutgers (3/1/03)
Assists	2 on three occasions
Steals	0 on 11 occasions
Blocked Shots	0 on 20 occasions
Turnovers	0 vs. West Virginia (3/10/04)
	0 vs. Cincinnati (3/10/11)
Fouls	3 vs. West Virginia (1/7/04)*
	3 vs. Pittsburgh (2/24/10)*

Notre Dame – BIG EAST Team Game Lows (Total)

Points	48 vs. Georgetown (1/6/07)
Field Goals Made	13 vs. Rutgers (3/1/03)
	13 vs. Seton Hall (1/25/12)
Field Goals Attempted	34 vs. Pittsburgh (3/11/10)
Field Goal Percentage	29.7% (19-64) vs. Connecticut (2/21/04)
3 PT Field Goals Made	0 vs. Connecticut (1/12/99)
3 PT Field Goals Attempted	6 vs. Seton Hall (2/6/99)
3 PT Field Goals Percentage	10.5% vs. Rutgers (2/14/02)
Free Throws Made	1 vs. Connecticut (2/28/09)
Free Throws Attempted	4 vs. Pittsburgh (3/8/01)
	4 vs. Connecticut (1/24/09)*
Free Throw Percentage	20.0% (1-5) vs. Connecticut (2/28/09)
Total Rebounds	21 vs. Rutgers (3/1/03)
Offensive Rebounds	4 on three occasions
Defensive Rebounds	16 vs. Pittsburgh (1/24/11)
	16 vs. Connecticut (1/14/12)*
Assists	7 vs. Rutgers (3/1/03)
	7 vs. Pittsburgh (3/8/01)
Steals	1 vs. Marquette (1/26/09)*
	1 vs. Cincinnati (2/4/09)
Blocked Shots	0 on three occasions
Turnovers	2 vs. DePaul (1/23/10)*
Fouls	6 vs. West Virginia (1/7/04)*

*Indicates game played at the Purcell Pavilion, Notre Dame, Ind.

#Indicates school record

Opponent Highs and Lows in a BIG EAST Game

Opponent – BIG EAST Team Game High (1st Half)

Points	54, Connecticut (1/12/99)
Field Goals Made	22, Syracuse (3/4/03)*
Field Goals Attempted	44, Georgetown (3/4/01)*
Field Goal Percentage	65.2% (15-23), Providence (2/21/96)*
3 PT Field Goals Made	9 on three occasions
3 PT Field Goals Attempted	19, West Virginia (2/2/00)*
	19, Syracuse (1/11/06)*
3 PT Field Goals Percentage	100.0% (5-5), Connecticut (2/8/97)*
Free Throws Made	21, Connecticut (1/12/99)
Free Throws Attempted	23, Connecticut (1/12/99)
Free Throw Percentage	100.0% on 13 occasions
Total Rebounds	33, Connecticut (2/21/04)
Offensive Rebounds	14, Georgetown (3/8/03)
Defensive Rebounds	21, on three occasions
Assists	15, Seton Hall (2/11/10)
Steals	9, Marquette (1/12/08)
Blocked Shots	10, Connecticut (2/21/04)
Turnovers	14, Pittsburgh (1/6/03)
Fouls	15, Villanova (1/27/10)

Opponent – BIG EAST Team Game High (2nd Half)

Points	68, Georgetown (4OT) (2/9/02)
Field Goals Made	23, Georgetown (4OT) (2/9/02)
Field Goals Attempted	60, Georgetown (4OT) (2/9/02)
Field Goal Percentage	66.7% (20-30), Pittsburgh (3/5/05)*
3 PT Field Goals Made	9, on three occasions
3 PT Field Goals Attempted	20, Miami (2/23/02)
3 PT Field Goals Percentage	83.3% (5-6), Boston College (3/1/97)
Free Throws Made	24, Pittsburgh (1/4/06)
Free Throws Attempted	39, Pittsburgh (1/4/06)
Free Throw Percentage	100.0% on five occasions
Total Rebounds	31, Syracuse (2/24/08)*
Offensive Rebounds	16, Syracuse (2/24/08)*
Defensive Rebounds	26, Connecticut (2/21/04)
Assists	19, Pittsburgh (1/4/06)
Steals	8, Marquette (1/12/08)
Blocked Shots	11, Georgetown (4 OT) (2/9/02)
Turnovers	10, Rutgers (1/31/04)
Fouls	20, Seton Hall (2/18/06)
	20, Rutgers (2/6/11)*

Opponent – BIG EAST Team Game High (Total)

Points	111, Georgetown (2/9/02)
Field Goals Made	41, Syracuse (3/4/03)*
Field Goals Attempted	87, Georgetown (1/7/97)
Field Goal Percentage	56.5% (34-60), Syracuse (1/17/04)*
3 PT Field Goals Made	14, Syracuse (1/16/00)
3 PT Field Goals Attempted	37, West Virginia (1/9/10)*
3 PT Field Goals Percentage	71.4% (5-7), Seton Hall (2/5/03)
Free Throws Made	35, Louisville (2OT) (2/10/10)
Free Throws Attempted	46, Pittsburgh (1/4/06)
Free Throw Percentage	100% (11-11), Connecticut (3/5/11)*
Total Rebounds	59, Connecticut (2/21/04)
Offensive Rebounds	32, Georgetown (1/7/97)
Defensive Rebounds	42, Connecticut (1/24/09)*
Assists	30, Pittsburgh (1/4/06)
Steals	24, Georgetown (2/10/99)*
Blocked Shots	19, Connecticut (OT) (2/21/06)
Turnovers	23, Villanova (1/6/02)*
Fouls	33, West Virginia (2/11/97)*

Opponent – BIG EAST Team Game Lows (1st Half)

Points	16, Georgetown (3/4/04)*
Field Goals Made	6 on three occasions
Field Goals Attempted	18, Georgetown (2/27/10)
Field Goal Percentage	20.0% (6-30), USF (2/12/11)
3 PT Field Goals Made	0 on 12 occasions
3 PT Field Goals Attempted	2, Georgetown (2/1/03)*
3 PT Field Goals Percentage	0.0% on 12 occasions
Free Throws Made	0 on 10 occasions
Free Throws Attempted	0, on five occasions
Free Throw Percentage	0.0% on 10 occasions
Total Rebounds	7, Georgetown (2/27/10)
Offensive Rebounds	0, Virginia Tech (1/20/04)
Defensive Rebounds	5, Pittsburgh (2/24/10)*
Assists	2 on three occasions
Steals	0 on seven occasions
Blocked Shots	0 on 16 occasions
Turnovers	1 on five occasions*
Fouls	1, DePaul (12/31/08)
	1, West Virginia (3/12/10)

Opponent – BIG EAST Team Game Lows (2nd Half)

Points	16, Pittsburgh (3/11/10)*
Field Goals Made	5, West Virginia (1/9/02)
Field Goals Attempted	17, Boston College (1/9/96)
Field Goal Percentage	22.7%, West Virginia (1/9/02)
3 PT Field Goals Made	0, on three occasions
3 PT Field Goals Attempted	2, Connecticut (2/28/09)
3 PT Field Goals Percentage	0.0%, on three occasions
Free Throws Made	0, on four occasions
Free Throws Attempted	0, Pittsburgh (1/29/97)
	0, St. John's (1/23/07)
Free Throw Percentage	0.0% on four occasions
Total Rebounds	6, Marquette (3/6/10)
Offensive Rebounds	0, Marquette (3/6/10)
Defensive Rebounds	3, Virginia Tech (2/22/03)*
	3, Marquette (1/22/11)*
Assists	1, Pittsburgh (3/11/10)
	1, Seton Hall (1/25/12)
Steals	0, on six occasions
Blocked Shots	0, on 15 occasions
Turnovers	0, West Virginia (3/10/04)
Fouls	0, Pittsburgh (1/31/09)
	2, Connecticut (2/21/05)

Opponent – BIG EAST Team Game Lows (Total)

Points	42, Seton Hall (1/25/12)
Field Goals Made	15, Seton Hall (1/25/12)
Field Goals Attempted	40, Syracuse (2/5/05)
Field Goal Percentage	26.3% (15-57), Seton Hall (1/25/12)
3 PT Field Goals Made	1 on four occasions
3 PT Field Goals Attempted	7, Seton Hall (2/5/03)
3 PT Field Goals Percentage	7.1% (1-14), Pittsburgh (12/27/11)*
Free Throws Made	1, DePaul (2/2/08)*
	1, Rutgers (2/25/09)*
Free Throws Attempted	3, Connecticut (2/12/00)*
	3, DePaul (2/2/08)*
Free Throw Percentage	20.0% (1-5), Rutgers (2/25/09)*
Total Rebounds	20, Georgetown (2/27/10)
Offensive Rebounds	4, West Virginia (2/18/03)
Defensive Rebounds	12, Georgetown (2/27/10)
	12, Marquette (1/22/11)
Assists	4, USF (1/10/12)*
	4, Seton Hall (1/25/12)
Steals	1, Connecticut (3/11/04)
Blocked Shots	0 on four occasions
Turnovers	3, Marquette (1/26/09)*
	3, Connecticut (3/5/11)
Fouls	7, Connecticut (1/24/09)*
	7, Connecticut (2/28/09)

* Indicates game played at the Purcell Pavilion, Notre Dame, Ind.

The Last Time ...

Notre Dame recorded a ...

30-Point win..... was on 12/19/11 - ND 106, Sacred Heart 65 (41 points)*
 40-Point win..... was on 12/19/11 - ND 106, Sacred Heart 65 (41 points)*
 50-Point win..... was on 12/28/06 - ND 101, Rider 51 (50 points)
 30-Point loss..... was on 1/7/99 - ND 62, Villanova 93 (31 points)*

Notre Dame shot ...

60% on FGs was on 12/19/11 - 61.4% (35-57) vs. Sacred Heart (ND 106 - Sacred Heart 65)*
 65% on FGs was on 1/30/02 - 66.7% (34-51) vs. Pittsburgh (ND 89 - Pittsburgh 76)*
 90% on FTs was on 12/10/11 - 93.3% (14-15) vs. Dartmouth (ND 65 - Dartmouth 47)*

Notre Dame ...

Won 10 games in a row..... was from 11/24/07 thru 1/5/08 (10 straight)
 Won 15 games in a row..... was from 12/31/53 thru 3/9/54 (18 straight)
 Won 20 games in a row..... never
 Lost 5 games in a row..... was from 1/12/09 thru 2/7/09 (7 straight)
 Scored 100 points..... was on 12/19/11 (ND 106 - Sacred Heart 65)*
 - Scored 100 points on the road was on 2/21/09 (ND 103 - Providence 84)
 - Scored 100 points at a neutral site..... was on 3/12/78 (ND 100 - Houston 77) (NCAA First Round, Tulsa, OK)
 - Scored 100 points and lost..... was on 3/20/71 (ND 106 - Houston 119) (NCAA Regional Semi-finals at Wichita, KS)
 Allowed 100 points was on 11/26/08 vs. North Carolina (ND 87 - North Carolina 102)
 Scored less than 50 points was on 3/22/08 vs. Washington State (ND 41 - Washington State 61)
 Allowed less than 50 points..... was on 1/29/12 vs. Connecticut (ND 50 - Connecticut 48)
 Played an Overtime Game..... was on 1/7/12 (2OT) vs. Louisville (ND 67 - Louisville 65)
 - Played in a Multi-Overtime Game..... was on 1/7/12 (2OT) vs. Louisville (ND 67 - Louisville 65)
 Won on a "last second" shot was on 3/19/09 vs. New Mexico (ND 70 - New Mexico 68 - Tory Jackson layup at 00:02)*
 Had 5 double figure scorers. was on 12/19/11 vs. Sacred Heart (ND 106 - Sacred Heart 65) Jack Cooley 19, Jerian Grant 15, Eric Atkins 13, Alex Dragicevich 12, Joey Brooks 12*
 Had 6 double figure scorers..... was on 2/12/11 vs. USF (ND 78 - USF 55) Jack Cooley 18, Carleton Scott 13, Ben Hansbrough 12, Tim Abromaitis 12, Ty Nash 10, Scott Martin 10
 Had 7 double figure scorers never
 Had two double-figure rebounders was on 1/7/12 vs. Louisville (2OT) (ND 67 - Louisville 65) Scott Martin 12, Jack Cooley 10
 Had two players with double-doubles was on 1/7/12 vs. Louisville (2OT) (ND 67 - Louisville 65) Jack Cooley (18 pts, 10 rebs), Scott Martin (11 pts, 12 rebs.)
 Had three players with double-doubles ..was on 11/17/10 vs. Chicago State (ND 102 - Chicago State 62) Tim Abromaitis (21 pts, 10 rebs), Carleton Scott (17 pts, 11 rebs), Tyrone Nash (11 pts, 10 rebs)*
 Had two 30-point scorers was on 2/28/11 vs. Villanova (ND 93 - Villanova 72) Ben Hansbrough - 30, Tim Abromaitis - 30*
 Had two 20-point scorers was on 12/8/11 vs. Maine (ND 87 - Maine 78) Eric Atkins - 26, Jack Cooley - 22*
 Had three 20-point scorers was on 3/8/07 vs. Syracuse (ND 89 - Syracuse 83) Russell Carter 24, Luke Harangody 20, Colin Falls 23
 Made 10 three-point field goals was on 2/4/12 vs. Marquette - 11-23 (47.8%) (ND 76 - Marquette 59)*
 Made 20 three-point field goals..... was on 2/28/11 vs. Villanova - 20-32 (62.5%) (ND 93 - Villanova 72)*
 Committed 10 turnovers or less was on 1/29/12 - 10 turnovers vs. Connecticut (ND 50 - Connecticut 48)
 Committed 5 turnovers or less was on 12/19/11 - 4 turnovers vs. Sacred Heart (ND 106 - Sacred Heart 65)*
 Committed 25 turnovers was on 2/8/00 - 26 turnovers vs. Villanova (ND 69 - Villanova 86)
 Forced 25 turnovers..... was on 11/16/01 - 30 turnovers vs. New Hampshire (ND 95 - New Hampshire 53)

An Irish player had ...

25+ points was on 12/8/11 - Eric Atkins (26) vs. Maine (ND 87 - Maine 78)*
 30+ points was on 2/28/11 - Ben Hansbrough (30), Tim Abromaitis (30) vs. Villanova (ND 93 - Villanova 72)*
 35+ points was on 2/4/10 - Luke Harangody (37) vs. Cincinnati (ND 83 - Cincinnati 65)*
 40+ points was on 2/28/08 - Luke Harangody (40) vs. Louisville (ND 85 - Louisville 90)
 50+ points never
 15 or more rebounds..... was on 11/18/11 - Jack Cooley (17) vs. Delaware State (ND 93 - Delaware State 69)*
 20 rebounds was on 3/22/08 - Luke Harangody (22) vs. Washington State (ND 41 - Washington State 61)
 a "double-double" was on 2/4/12 - Pat Connaughton (23 pts., 11 rebs.) vs. Marquette (ND 76 - Marquette 59)*
 a "triple-double" was on 11/16/01 - Chris Thomas (24 pts, 11 ast, 11 steals) vs. New Hampshire (ND 99 - New Hampshire 53)*
 20 points and 10 rebounds..... was on 2/4/12 - Pat Connaughton (23 pts., 11 rebs.) vs. Marquette (ND 76 - Marquette 59)*
 20 points and 20 rebounds..... was on 1/8/01 - Troy Murphy (25 pts, 20 rebs) vs. Seton Hall (ND 76 - Seton Hall 78)
 10 assists was on 2/28/11 - Ben Hansbrough (10) vs. Villanova (ND 93 - Villanova 72)*
 10 blocks was on 11/17/02 - Jordan Cornette (11) vs. Belmont (ND 76 - Belmont 48)*#
 10 steals was on 11/16/01 - Chris Thomas (11) vs. New Hampshire (ND 99, New Hampshire 53)*#

An opposing player had ...

25+ points was on 12/8/11 - Gerald McLemore (27), Maine (ND 87 - Maine 78)*
 30+ points was on 12/4/11 - Terrell Stoglin (31), Maryland (ND 71 - Maryland 78)
 35+ points was on 2/23/11 - Marshon Brooks (52), Providence (ND 94 - Providence 93)
 40+ points was on 2/23/11 - Marshon Brooks (52), Providence (ND 94 - Providence 93)
 50+ points was on 2/23/11 - Marshon Brooks (52), Providence (ND 94 - Providence 93)
 15 rebounds was on 11/30/11 - Elias Harris (15), Gonzaga (ND 53 - Gonzaga 73)
 20 rebounds was on 1/31/09 - DeJuan Blair (22), Pittsburgh (ND 80 - Pittsburgh 93)
 a "double-double" was on 1/29/12 - Andre Drummond (15 pts., 11 rebs.), Connecticut (ND 50 - Connecticut 48)
 a "triple-double" was on 2/21/06 - Marcus Williams (18 pts, 10 rebs, 13 asts) Connecticut (ND 74 - Connecticut 75 - OT)
 20 points and 10 rebounds..... was on 1/2/10 - Stanley Robinson (22 pts., 16 rebs.), Connecticut (ND 70 - Connecticut 82)
 20 points and 20 rebounds..... was on 1/31/09 - DeJuan Blair (23 pts., 22 rebs.), Pittsburgh (ND 80 - Pittsburgh 93)
 10 assists was on 2/11/10 - Eugene Harvey (10), Seton Hall (ND 87 - Seton Hall 90)
 10 blocks was on 1/5/08 - Hasheem Thabeet (10), Connecticut (ND 73 - Connecticut 67)*
 10 steals was on 1/29/89 - Mark Macon (11), Temple (ND 64 - Temple 60)*

*indicates Notre Dame home game; #school record; @Purcell Pavilion record

The Last Time in a BIG EAST Game ...

Notre Dame Recorded a ...

30-Point win was on 3/10/11 - ND 89, Cincinnati 51 (38 points)
 40-Point win never
 50-Point win never
 30-Point loss was on 1/7/99 - ND 62, Villanova 93 (31 points)

Notre Dame Shot ...

60% on FGs was on 1/6/01 - 60.8% (31-51) vs. Rutgers (ND 87 - Rutgers 80)*
 65% on FGs was on 1/30/02 - 66.7% (34-51) vs. Pittsburgh (ND 89 - Pittsburgh 76)*
 90% on FTs was on 1/30/10 - 90.0% (9-10) vs. Rutgers (ND 73 - Rutgers 74)

Notre Dame ...

Won 5 BIG EAST games in a row was from 2/23/11 thru 3/11/11 (5 straight)
 Won 10 BIG EAST games in a row never
 Lost 5 BIG EAST games in a row was from 1/12/09 thru 2/4/09 - (6 straight)
 Scored 100 points was on 2/21/09 (ND 103 - Providence 84)
 - Scored 100 points on the road was on 2/21/09 (ND 103 - Providence 84)
 - Scored 100 points on the neutral site never
 - Scored 100 points and lost never
 Allowed 100 points was on 1/17/07 vs. Villanova (ND 87 - Villanova 102)
 Scored less than 50 points was on 1/6/07 vs. Georgetown (ND 48 - Georgetown 66)
 Allowed less than 50 points was on 1/29/12 vs. Connecticut (ND 50 - Connecticut 48)
 Played an Overtime Game was on 1/7/12 (2OT) vs. Louisville (ND 67 - Louisville 65)
 - Played in a Multi-Overtime Game was on 1/7/12 (2OT) vs. Louisville (ND 67 - Louisville 65)
 Won on a "last second" shot was on 2/9/03 vs. Pittsburgh (ND 66 - Pittsburgh 64 - Torin Francis layup at 00:00.6)*
 Had 5 double figure scorers was on 3/11/11 vs. Louisville (OT) (ND 77 - Louisville 83) Scott Martin 21, Tim Abromaitis 16, Ben Hansbrough 13, Ty Nash 13, Carleton Scott 10
 Had 6 double figure scorers was on 2/12/11 vs. USF (ND 78 - USF 55) Jack Cooley 18, Carleton Scott 13, Ben Hansbrough 12, Tim Abromaitis 12, Ty Nash 10, Scott Martin 10
 Had 7 double figure scorers never
 Had two double-figure rebounders was on 1/7/12 vs. Louisville (2OT) (ND 67 - Louisville 65) Scott Martin 12, Jack Cooley 10
 Had two players with double-doubles was on 1/7/12 vs. Louisville (2OT) (ND 67 - Louisville 65) Jack Cooley (18 pts, 10 rebs), Scott Martin (11 pts, 12 rebs.)
 Had three players with double-doubles ... was on 1/23/10 vs. DePaul (ND 87 - DePaul 77) Luke Harangody (24 pts, 11 rebs), Ben Hansbrough (15 pts, 10 rebs), Tyrone Nash (13 pts, 10 rebs)*
 Had four players with double-doubles was on 2/9/02 vs. Georgetown (Notre Dame 116, Georgetown 111 - 4OT) - Matt Carroll (30 pts, 10 rebs), Ryan Humphrey (23 pts, 14 rebs), Chris Thomas (22 pts, 12 asts.), Harold Swanagan (11 pts, 10 reb.)
 Had two 30-point scorers was on 2/28/11 vs. Villanova (ND 93 - Villanova 72) Ben Hansbrough - 30, Tim Abromaitis - 30*
 Had two 20-point scorers was on 2/28/11 vs. Villanova (ND 93 - Villanova 72) Ben Hansbrough - 30, Tim Abromaitis - 30*
 Had three 20-point scorers was on 3/8/07 vs. Syracuse (ND 89 - Syracuse 83) - Russell Carter 24, Luke Harangody 20, Colin Falls 23
 Made 10 three-point field goals was on 2/4/12 vs. Marquette - 11-23 (47.8%) (ND 76 - Marquette 59)*
 Made 20 three-point field goals was on 2/28/11 vs. Villanova - 20-32 (62.5%) (ND 93 - Villanova 72)*
 Committed 10 turnovers or less was on 1/29/12 - 10 turnovers vs. Connecticut (ND 50 - Connecticut 48)
 Committed 5 turnovers or less was on 3/10/11 - 5 turnovers vs. Cincinnati (ND 89 - Cincinnati 51)
 Committed 25 turnovers was on 2/8/00 - 26 turnovers vs. Villanova (ND 69 - Villanova 86)
 Forced 25 turnovers never

An Irish player had ...

25+ points was on 2/28/11 - Ben Hansbrough (30), Tim Abromaitis (30) vs. Villanova (ND 93 - Villanova 72)*
 30+ points was on 2/28/11 - Ben Hansbrough (30), Tim Abromaitis (30) vs. Villanova (ND 93 - Villanova 72)*
 35+ points was on 2/4/10 - Luke Harangody (37) vs. Cincinnati (ND 83 - Cincinnati 65)*
 40+ points was on 2/28/08 - Luke Harangody (40) vs. Louisville (ND 85 - Louisville 90)
 50+ points never
 15 or more rebounds was on 2/7/10 - Luke Harangody (15) vs. USF (ND 65 - USF 62)*
 20 rebounds was on 1/8/01 - Troy Murphy (20) vs. Seton Hall (ND 76 - Seton Hall 78)
 a "double-double" was on 2/4/12 - Pat Connaughton (23 pts., 11 rebs.) vs. Marquette (ND 76 - Marquette 59)*
 a "triple-double" never
 20 points and 10 rebounds was on 2/4/12 - Pat Connaughton (23 pts., 11 rebs.) vs. Marquette (ND 76 - Marquette 59)*
 20 points and 20 rebounds was on 1/8/01 - Troy Murphy (25 pts., 20 rebs.) vs. Seton Hall (ND 76 - Seton Hall 78)
 10 assists was on 2/28/11 - Ben Hansbrough (10) vs. Villanova (ND 93 - Villanova 72)*
 10 blocks never
 10 steals never

An opposing player had ...

25+ points was on 3/5/11 - Kemba Walker (34), Connecticut (ND 70 - Providence 67)
 30+ points was on 3/5/11 - Kemba Walker (34), Connecticut (ND 70 - Providence 67)
 35+ points was on 2/23/11 - Marshon Brooks (52), Providence (ND 94 - Providence 93)
 40+ points was on 2/23/11 - Marshon Brooks (52), Providence (ND 94 - Providence 93)
 50+ points was on 2/23/11 - Marshon Brooks (52), Providence (ND 94 - Providence 93)
 15 rebounds was on 1/2/10 - Stanley Robinson (16), Connecticut (ND 70 - Connecticut 82)
 20 rebounds was on 1/31/09 - DeJuan Blair (22), Pittsburgh (ND 80 - Pittsburgh 93)
 a "double-double" was on 1/29/12 - Andre Drummond (15 pts., 11 rebs.), Connecticut (ND 50 - Connecticut 48)
 a "triple-double" was on 2/21/06 - Marcus Williams (18 pts, 10 rebs, 13 asts), Connecticut (ND 74 - Connecticut 75 - OT)
 20 points and 10 rebounds was on 1/2/10 - Stanley Robinson (22 pts., 16 rebs.), Connecticut (ND 70 - Connecticut 82)
 20 points and 20 rebounds was on 1/31/09 - DeJuan Blair (23 pts., 22 rebs.), Pittsburgh (ND 80 - Pittsburgh 93)
 10 assists was on 2/11/10 - Eugene Harvey (10), Seton Hall (ND 87 - Seton Hall 90)
 10 blocks was on 1/5/08 - Hasheem Thabeet (10), Connecticut (ND 73 - Connecticut 67)*
 10 steals never

Note: Notre Dame began playing as a member of the BIG EAST Conference in 1995-96.

* indicates Notre Dame home game; @ indicates Purcell Pavilion record; # indicates school record



0 Eric Atkins

Sophomore • Guard
6-1 • 182
Columbia, Md. • Mount Saint Joseph

Career Games With:

Double Figure Points	22
20-Plus Points.....	3
30-Plus Points.....	N/A
10-Plus Rebounds.....	N/A
10-Plus Assists	N/A
Double-Double	N/A

2011-12 Honors, Awards & Accomplishments

- Named co-captain prior to start of BIG EAST play
- Reached double-figure points in 15 games this season, three times eclipsing 20 points
- Set career highs in points (27) and FT's (12) in opener against Mississippi Valley State (11/12/11)
- Missed Sam Houston State (11/16/11) and Delaware State (11/18/11) games with illness, the first missed games of Irish career
- Dished out career high nine assists against Bryant (11/27/11)
- Career highs in FG's (9) and 3FG's (5) against Maine (12/8/11)
- Grabbed career high 8 rebounds over a career best 50 minutes of play in 2OT win over Louisville (1/7/12)
- Named to BIG EAST Weekly Honor Roll (Feb. 6)

Season and Career Bests

Points	Season 27 (vs. MVSU 11/12/11) Career 27 (vs. MVSU 11/12/11)	FG's	Season 9 (vs. Maine 12/8/11) Career 9 (vs. Maine 12/8/11)
Rebounds	Season 8 (vs. Louisville 1/7/12) Career 8 (vs. Louisville 1/7/12)	3PT FG's	Season 5 (vs. Maine 12/8/11) Career 5 (vs. Maine 12/8/11)
Assists	Season 9 (on two occasions) Career 9 (on two occasions)	FT's	Season 12 (vs. MVSU 11/12/11) Career 12 (vs. MVSU 11/12/11)
Steals	Season 3 (on two occasions) Career 3 (on four occasions)	Minutes	Season 50 (vs. Louisville 1/7/12) Career 50 (vs. Louisville 1/7/12)
Blocks	Season -- Career 1 (vs. Maine 11/22/10)		

Game-By-Game Stats

	Start	FG-A	3P-A	FT-A	Reb	PF	TP	A	TO	BK	S	Min
Mississippi Valley State	*	6-7	3-3	12-12	4	3	27	6	4	0	1	37
Detroit	*	4-9	0-2	5-8	2	1	13	4	3	0	0	39
Sam Houston State												
Delaware State												
Missouri	*	2-8	1-1	2-2	1	3	7	1	3	0	0	32
Georgia	*	4-8	1-1	3-4	2	3	12	1	4	0	2	38
Bryant	*	5-10	3-4	5-7	4	0	18	9	2	0	2	36
Gonzaga	*	2-9	0-3	2-2	3	2	6	1	6	0	3	31
Maryland	*	5-16	3-7	3-4	2	3	16	2	1	0	0	40
Maine	*	9-15	5-7	3-4	2	0	26	6	1	0	0	40
Dartmouth	*	0-8	0-3	0-0	4	1	0	3	1	0	1	33
Indiana	*	5-12	0-0	5-6	2	1	15	2	2	0	3	40-
Sacred Heart	*	4-7	1-3	4-6	4	1	13	9	0	0	2	29
Pittsburgh	*	5-8	0-1	5-7	5	2	15	4	0	0	2	40
Cincinnati	*	3-10	2-5	0-0	3	1	8	2	2	0	2	40-
Louisville	*	4-16	1-7	6-8	8	3	15	1	3	0	0	50
South Florida	*	0-2	0-0	0-1	1	2	0	3	3	0	2	39
Connecticut	*	8-15	4-7	0-1	3	2	20	2	2	0	0	40-
Rutgers	*	4-14	3-7	4-6	2	0	15	5	2	0	1	40
Syracuse	*	2-6	1-4	0-0	6	5	5	5	2	0	0	25
Seton Hall	*	3-8	1-5	7-9	5	0	14	2	2	0	2	39
Connecticut	*	5-12	2-6	1-2	1	1	13	3	0	0	0	38
Marquette	*	5-9	3-4	5-5	4	3	18	5	3	0	1	39
West Virginia												
DePaul												
Rutgers												
Villanova												
West Virginia												
St. John's												
Georgetown												
Providence												

Career Stats vs. The BIG EAST


Opponent	GP-GS	Min.	FG-A	3PT-A	FT-A	Reb.	A	PF	B	S	Pts.
Cincinnati	3-2	94	6-18	3-7	6-6	8/2.7	8	5	0	2	23/7.7
Connecticut	4-3	138	17-39	8-19	4-10	5/1.3	13	6	0	4	46/11.5
DePaul	1-0	21	2-3	1-2	1-1	2/2.0	3	0	0	0	6/6.0
Georgetown	1-0	19	0-2	0-1	0-0	1/1.0	2	4	0	0	0/0.0
Louisville	3-1	89	5-20	1-8	6-8	9/3.0	8	7	0	2	17/5.7
Marquette	3-2	96	14-24	6-12	11-12	5/1.7	9	7	0	4	45/15.0
Pittsburgh	2-1	62	6-9	0-1	5-7	5/2.5	5	2	0	3	17/8.5
Providence	1-0	17	0-0	0-0	3-4	1/1.0	0	2	0	0	3/3.0
Rutgers	2-1	63	6-18	3-7	5-8	4/2.0	11	3	0	3	20/10.0
St. John's	2-2	77	3-8	2-5	8-10	1/0.5	11	6	0	3	16/8.0
Seton Hall	2-1	55	3-9	1-5	7-9	5/2.5	3	2	0	2	14/7.0
USF	2-1	56	0-6	0-1	0-1	1/0.5	10	2	0	3	0/0.0
Syracuse	2-1	41	3-11	2-7	0-0	7/3.5	7	7	0	2	8/4.0
Villanova	1-0	19	1-1	1-1	2-3	0/0.0	1	2	0	0	5/5.0
West Virginia	1-0	21	0-2	0-0	0-0	1/1.0	3	3	0	0	0/0.0

Career Statistics

Season	GP-GS	Min	Avg	FG-A	Pct	3FG-A	Pct	FT-A	Pct	O-D-TOT	Avg	PF-FO	Ast	TO	Blk	Stl	Pts	Avg
2010-11	34-6	863	25.4	61-150	.407	23-66	.348	53-76	.697	16-46-62	1.8	60-0	110	43	1	21	198	5.8
2011-12	21-21	785	37.4	85-209	.407	34-80	.425	72-94	.766	15-53-68	3.2	37-1	76	46	0	24	276	13.1
TOTAL	55-27	1648	30.0	146-359	.407	57-146	.390	125-170	.735	31-99-130	2.4	97-1	186	89	1	45	474	8.6

Career BIG EAST Statistics

Season	GP-GS	Min	Avg	FG-A	Pct	3FG-A	Pct	FT-A	Pct	O-D-TOT	Avg	PF-FO	Ast	TO	Blk	Stl	Pts	Avg
2010-11	18-5	447	24.8	27-64	.422	11-29	.379	28-38	.737	4-11-15	0.8	34-0	60	22	0	18	93	5.2
2011-12	10-10	390	39.0	39-100	.390	17-46	.370	28-39	.718	8-30-38	3.8	19-1	32	19	0	10	123	12.3
TOTAL	28-15	837	29.9	66-164	.402	28-75	.373	56-77	.727	12-41-53	1.9	53-1	92	41	0	28	216	7.7



4 Patrick Crowley | Sophomore • Guard 6-3 • 190 Los Gatos, Calif. • St. Francis

Career Games With:

Double Figure Points	N/A
20-Plus Points.....	N/A
30-Plus Points.....	N/A
10-Plus Rebounds.....	N/A
10-Plus Assists	N/A
Double-Double	N/A

2011-12 Honors, Awards & Accomplishments

- Pulled down first career rebound vs. Sam Houston State (11/16/11)
- Recorded first career steal against Dartmouth (12/10/11)
- Scored career high five points to go along with first career FG's (2), 3FG (1) and assist (1) in a career best four minutes against Sacred Heart (12/19/11)

Season and Career Bests

Points		FG's	
Season	5 (vs. Sacred Heart 12/19/11)	Season	2 (vs. Sacred Heart 12/19/11)
Career	5 (vs. Sacred Heart 12/19/11)	Career	2 (vs. Sacred Heart 12/19/11)
Rebounds		3PT FG's	
Season	1 (on two occasions)	Season	1 (vs. Sacred Heart 12/19/11)
Career	1 (on two occasions)	Career	1 (vs. Sacred Heart 12/19/11)
Assists		FT's	
Season	1 (vs. Sacred Heart 12/19/11)	Season	--
Career	1 (vs. Sacred Heart 12/19/11)	Career	--
Steals		Minutes	
Season	1 (vs. Dartmouth 12/10/11)	Season	4 (vs. Sacred Heart 12/19/11)
Career	1 (vs. Dartmouth 12/10/11)	Career	4 (vs. Sacred Heart 12/19/11)
Blocks			
Season	--		
Career	--		

Game-By-Game Stats

	Start	FG-A	3P-A	FT-A	Reb	PF	TP	A	TO	BK	S	Min
Mississippi Valley State		0-0	0-0	0-0	0	0	0	0	0	0	0	1
Detroit					DNP							
Sam Houston State		0-1	0-0	0-0	1	0	0	0	0	0	0	2
Delaware State		0-0	0-0	0-0	0	0	0	0	1	0	0	1
Missouri					DNP							
Georgia					DNP							
Bryant		0-2	0-2	0-0	0	0	0	0	0	0	0	2
Gonzaga					DNP							
Maryland					DNP							
Maine					DNP							
Dartmouth		0-2	0-0	0-0	0	0	0	0	0	0	1	2
Indiana					DNP							
Sacred Heart		2-3	1-1	0-0	1	0	5	1	0	0	0	4
Pittsburgh					DNP							
Cincinnati		0-0	0-0	0-0	0	0	0	0	0	0	0	0+
Louisville					DNP							
South Florida		0-0	0-0	0-0	0	0	0	0	0	0	0	0+
Connecticut		0-0	0-0	0-0	0	0	0	0	0	0	0	0+
Rutgers					DNP							
Syracuse					DNP							
Seton Hall					DNP							
Connecticut					DNP							
Marquette					DNP							
West Virginia												
DePaul												
Rutgers												
Villanova												
West Virginia												
St. John's												
Georgetown												
Providence												

Career Stats vs. The BIG EAST

Opponent	GP-GS	Min.	FG-A	3PT-A	FT-A	Reb.	A	PF	B	S	Pts.
Cincinnati	1-0	0+	0-0	0-0	0-0	0/0.0	0	0	0	0	0/0.0
Connecticut	1-0	0+	0-0	0-0	0-0	0/0.0	0	0	0	0	0/0.0
DePaul	0-0	0	0-0	0-0	0-0	0/0.0	0	0	0	0	0/0.0
Georgetown	0-0	0	0-0	0-0	0-0	0/0.0	0	0	0	0	0/0.0
Louisville	0-0	0	0-0	0-0	0-0	0/0.0	0	0	0	0	0/0.0
Marquette	0-0	0	0-0	0-0	0-0	0/0.0	0	0	0	0	0/0.0
Pittsburgh	0-0	0	0-0	0-0	0-0	0/0.0	0	0	0	0	0/0.0
Providence	0-0	0	0-0	0-0	0-0	0/0.0	0	0	0	0	0/0.0
Rutgers	0-0	0	0-0	0-0	0-0	0/0.0	0	0	0	0	0/0.0
St. John's	0-0	0	0-0	0-0	0-0	0/0.0	0	0	0	0	0/0.0
Seton Hall	0-0	0	0-0	0-0	0-0	0/0.0	0	0	0	0	0/0.0
USF	1-0	0+	0-0	0-0	0-0	0/0.0	0	0	0	0	0/0.0
Syracuse	0-0	0	0-0	0-0	0-0	0/0.0	0	0	0	0	0/0.0
Villanova	0-0	0	0-0	0-0	0-0	0/0.0	0	0	0	0	0/0.0
West Virginia	0-0	0	0-0	0-0	0-0	0/0.0	0	0	0	0	0/0.0

Career Statistics

Season	GP-GS	Min	Avg	FG-A	Pct	3FG-A	Pct	FT-A	Pct	O-D-TOT	Avg	PF-FO	Ast	TO	Blk	Stl	Pts	Avg
2011-12	9-0	12	1.3	2-8	.250	1-3	.333	0-0	.000	1-1-2	0.2	0-0	1	1	0	1	5	0.6
TOTAL	9-0	12	1.3	2-8	.250	1-3	.333	0-0	.000	1-1-2	0.2	0-0	1	1	0	1	5	0.6

Career BIG EAST Statistics

Season	GP-GS	Min	Avg	FG-A	Pct	3FG-A	Pct	FT-A	Pct	O-D-TOT	Avg	PF-FO	Ast	TO	Blk	Stl	Pts	Avg
2011-12	3-0	0	0.0	0-0	.000	0-0	.000	0-0	.000	0-0-0	0.0	0-0	0	0	0	0	0	0.0
TOTAL	3-0	0	0.0	0-0	.000	0-0	.000	0-0	.000	0-0-0	0.0	0-0	0	0	0	0	0	0.0



12 Alex Dragicevich

Sophomore • Guard

6-7 • 221

Northbrook, Ill. • Glenbrook North

Career Games With:

Double Figure Points	6
20-Plus Points.....	1
30-Plus Points.....	N/A
10-Plus Rebounds.....	N/A
10-Plus Assists	N/A
Double-Double	N/A

Season and Career Bests

Points	Season 22 (vs. Pittsburgh 12/27/11)	FG's	Season 8 (vs. Pittsburgh 12/27/11)
Career 22 (vs. Pittsburgh 12/27/11)	Career 8 (vs. Pittsburgh 12/27/11)	3PT FG's	Season 4 (vs. Pittsburgh 12/27/11)
Rebounds	Season 5 (vs. Sacred Heart 12/19/11)	Career 4 (vs. Pittsburgh 12/27/11)	FT's
Career 5 (vs. Sacred Heart 12/19/11)	Assists	Season 4 (vs. Maine 12/8/11)	Career 4 (on two occasions)
Assists	Season 7 (vs. Delaware St. 11/18/11)	Career 4 (on two occasions)	Minutes
Career 7 (vs. Delaware St. 11/18/11)	Steals	Season 38 (vs. Delaware St. 11/18/11)	Career 38 (vs. Delaware St. 11/18/11)
Steals	Season 1 (on four occasions)		
Career 1 (on five occasions)	Blocks		
Blocks	Season 2 (vs. Maryland 12/4/11)		
Career 2 (vs. Maryland 12/4/11)	Career 2 (vs. Maryland 12/4/11)		

2011-12 Honors, Awards & Accomplishments

- Recorded first career block vs. Detroit (11/14/11)
- Posted first career start against Sam Houston State (11/16/11)
- Set career mark in minutes (38) against Delaware State (11/18/11)
- Career best two blocks versus Maryland (12/4/11)
- Matched career best 3FG's (3) against Indiana (12/17/11)
- Pulled down career best 5 rebounds versus Sacred Heart (12/19/11)
- Set career bests in points (22), FG's (8) and 3FG's (4) against Pittsburgh (12/27/11)
- Named to the BIG EAST Weekly Honor Roll (Jan. 2)

Game-By-Game Stats

	Start	FG-A	3P-A	FT-A	Reb	PF	TP	A	TO	BK	S	Min
Mississippi Valley State		2-7	0-3	3-4	4	0	7	2	0	0	0	21
Detroit		0-2	0-1	2-4	2	0	2	1	0	1	0	13
Sam Houston State	*	2-6	1-4	2-4	3	0	7	3	1	1	0	33
Delaware State	*	6-12	3-8	3-4	3	2	18	7	1	0	0	38
Missouri		0-2	0-2	0-0	0	3	0	0	1	0	0	10
Georgia		0-1	0-0	0-0	0	1	0	0	0	0	0	7
Bryant		5-11	3-8	0-0	4	1	13	0	1	0	0	25
Gonzaga		1-2	0-0	1-2	3	1	3	0	1	0	0	15
Maryland		3-5	2-4	0-0	0	2	8	1	1	2	0	14
Maine		4-10	2-8	4-4	2	0	14	3	0	1	0	31
Dartmouth	*	5-9	2-5	3-4	3	1	15	2	0	1	1	25
Indiana	*	3-6	3-5	0-0	2	2	9	0	3	0	0	33
Sacred Heart	*	4-8	2-5	2-2	5	1	12	1	3	1	0	28
Pittsburgh	*	8-13	4-7	2-4	2	3	22	0	1	0	0	33
Cincinnati	*	2-11	0-6	2-2	2	2	6	1	0	0	0	22
Louisville	*	0-4	0-3	0-0	1	2	0	1	2	0	0	21
South Florida	*	3-6	1-2	0-0	1	2	7	4	2	0	1	27
Connecticut	*	1-5	0-2	0-0	0	0	2	0	1	0	0	17
Rutgers		2-4	0-1	0-0	1	1	4	0	0	1	0	11
Syracuse		2-5	2-4	3-5	3	0	9	2	1	0	1	31
Seton Hall		3-6	2-4	1-1	1	1	9	0	1	0	1	27
Connecticut		0-4	0-2	0-0	1	0	0	1	0	0	0	11
Marquette		1-5	0-2	2-2	2	0	4	1	0	1	0	19
West Virginia												
DePaul												
Rutgers												
Villanova												
West Virginia												
St. John's												
Georgetown												
Providence												

Career Stats vs. The BIG EAST

Opponent	GP-GS	Min.	FG-A	3PT-A	FT-A	Reb.	A	PF	B	S	Pts.
Cincinnati	2-1	26	2-11	0-6	2-2	3/1.5	2	2	0	0	6/3.0
Connecticut	2-1	28	1-9	0-4	0-0	1/0.5	1	0	0	0	2/1.0
DePaul	1-0	3	0-0	0-0	0-0	1/1.0	0	0	0	0	0/0.0
Georgetown	0-0	0	0-0	0-0	0-0	0/0.0	0	0	0	0	0/0.0
Louisville	1-1	21	0-4	0-3	0-0	1/1.0	1	2	0	0	0/0.0
Marquette	2-0	23	2-6	0-2	2-2	2/1.0	2	0	1	0	6/3.0
Pittsburgh	1-1	33	8-13	4-7	2-4	2/2.0	0	3	0	0	22/22.0
Providence	0-0	0	0-0	0-0	0-0	0/0.0	0	0	0	0	0/0.0
Rutgers	1-0	11	2-4	0-1	0-0	1/1.0	0	1	1	0	4/4.0
St. John's	1-0	3	0-2	0-2	1-2	0/0.0	0	0	0	0	1/1.0
Seton Hall	1-0	27	3-6	2-4	1-1	1/1.0	0	1	0	1	9/9.0
USF	2-1	32	4-8	2-4	0-0	1/0.5	4	2	0	1	10/5.0
Syracuse	1-0	31	2-5	2-4	3-5	3/3.0	2	0	0	1	9/9.0
Villanova	1-0	1	0-0	0-0	0-2	1/1.0	0	0	0	0	0/0.0
West Virginia	1-0	2	0-2	0-2	0-0	0/0.0	0	0	0	0	0/0.0

Career Statistics

Season	GP-GS	Min	Avg	FG-A	Pct	3FG-A	Pct	FT-A	Pct	O-D-TOT	Avg	PF-FO	Ast	TO	Blk	Stl	Pts	Avg
2010-11	14-0	62	4.4	5-17	.294	2-10	.200	8-13	.615	4-7-11	0.8	1-0	3	2	0	1	20	1.4
2011-12	23-10	512	22.3	57-144	.396	27-86	.314	30-42	.714	8-37-45	2.0	25-0	30	20	9	4	171	7.4
TOTAL	37-10	574	15.5	62-161	.385	29-96	.302	38-55	.691	12-44-56	1.5	26-0	33	22	9	5	191	5.2

Career BIG EAST Statistics

Season	GP-GS	Min	Avg	FG-A	Pct	3FG-A	Pct	FT-A	Pct	O-D-TOT	Avg	PF-FO	Ast	TO	Blk	Stl	Pts	Avg
2010-11	6-0	18	3.0	2-7	.286	1-6	.167	1-4	.250	0-2-2	0.3	0-0	1	2	0	0	6	1.0
2011-12	10-5	219	21.9	22-63	.349	9-33	.273	10-14	.714	3-11-14	1.4	11-0	10	8	2	3	63	6.3
TOTAL	16-5	237	14.8	24-70	.343	10-39	.256	11-18	.611	3-13-16	1.0	11-0	11	10	2	3	69	4.3



14 Scott Martin | Senior • Guard 6-8 • 222 Valparaiso, Ind. • Valparaiso

Career Games With:

Double Figure Points ...44 (31 with ND)
 20-Plus Points.....2 (2 with ND)
 30-Plus Points.....N/A
 10-Plus Rebounds.....3 (3 with ND)
 10-Plus AssistsN/A
 Double-Double3 (3 with ND)

Season and Career Bests

Points	Season 23 (vs. Delaware St. 11/18/11) Career 23 (vs. Delaware St. 11/18/11)	FG's	Season 8 (vs. Delaware State 11/18/11) Career 8 (on two occasions)
Rebounds	Season 13 (vs. USF 1/10/12) Career 13 (vs. USF 1/10/12)	3PT FG's	Season 4 (vs. Delaware St. 11/18/11) Career 4 (vs. Delaware St. 11/18/11)
Assists	Season 4 (vs. Marquette 2/4/12) Career 6 (vs. Syracuse 1/1/11)	FT's	Season 5 (vs. Missouri 11/21/11) Career 8 (on three occasions)
Steals	Season 3 (vs. Louisville 1/7/12) Career 4 (vs. Clemson 11/27/07)	Minutes	Season 48 (vs. Louisville 1/7/12) Career 48 (vs. Louisville 1/7/12)
Blocks	Season 3 (vs. Indiana 12/17/11) Career 3 (on four occasions)		

2011-12 Honors, Awards & Accomplishments

- Team Captain
- Scored career-high 23 points in win over Delaware State (11/18/11) while also hitting a career-best four three-pointers
- Set season-best mark in rebounds with eight against Bryant (11/27/11)
- Missed first game of season versus Dartmouth (12/10/11) with mild concussion
- Posted first double-double of season and second of career with 11 pts., 12 rebs. against Louisville in a career best 48 minutes (1/7/12)
- Set career high in rebounds en route to second consecutive double-double (15 pts., 13 rebs.) against USF (1/10/12)
- Reached double-figures in five straight games (Louisville, South Florida, Connecticut, Rutgers, Syracuse)

Game-By-Game Stats

	Start	FG-A	3P-A	FT-A	Reb	PF	TP	A	TO	BK	S	Min
Mississippi Valley State	*	6-14	2-6	1-2	5	3	15	2	3	0	1	34
Detroit	*	1-7	1-5	0-0	6	2	3	0	3	0	1	39
Sam Houston State	*	4-9	2-4	1-2	5	3	11	1	2	0	1	30
Delaware State	*	8-18	4-9	3-4	5	4	23	3	0	0	0	35
Missouri	*	3-8	1-3	5-6	5	2	12	1	2	0	2	31
Georgia	*	2-9	0-5	2-2	3	3	6	0	1	1	2	34
Bryant	*	5-12	1-4	1-2	8	3	12	0	1	0	1	28
Gonzaga	*	0-6	0-3	1-3	4	2	1	0	2	1	1	29
Maryland	*	2-6	1-4	2-2	4	5	7	3	2	0	0	31
Maine	*	2-4	0-2	0-0	0	0	4	1	1	0	0	9
Dartmouth												DNP
Indiana	*	1-4	0-1	4-8	7	2	6	2	3	3	0	36
Sacred Heart	*	3-6	0-1	3-4	5	2	9	1	0	0	2	23
Pittsburgh	*	2-7	0-4	0-0	6	3	4	2	0	0	1	31
Cincinnati	*	0-6	0-3	0-0	8	2	0	2	3	1	0	29
Louisville	*	4-14	0-7	3-3	12	2	11	3	3	1	3	48
South Florida	*	7-14	1-4	0-0	13	1	15	2	0	0	2	39
Connecticut	*	5-14	0-5	2-2	9	4	12	1	2	0	0	40-
Rutgers	*	5-9	1-2	0-1	6	2	11	1	2	1	1	40
Syracuse	*	5-8	2-2	1-2	6	3	13	3	5	1	1	38
Seton Hall	*	1-6	1-4	0-0	5	4	3	1	1	1	1	29
Connecticut	*	4-8	2-5	0-0	7	3	10	3	3	0	1	40
Marquette	*	5-9	1-2	0-0	5	1	11	4	1	1	1	40
West Virginia												
DePaul												
Rutgers												
Villanova												
West Virginia												
St. John's												
Georgetown												
Providence												

Career Stats vs. The BIG EAST


Opponent	GP-GS	Min.	FG-A	3PT-A	FT-A	Reb.	A	PF	B	S	Pts.
Cincinnati	3-3	95	9-24	3-7	1-3	19/6.3	5	3	2	1	22/7.3
Connecticut	4-4	145	15-38	4-17	5-9	25/6.3	7	13	1	1	39/9.8
DePaul	2-2	66	9-20	4-8	3-4	8/4.0	2	4	0	2	25/12.5
Georgetown	1-1	30	5-9	1-1	0-4	3/3.0	1	1	0	1	11/11.0
Louisville	4-4	153	17-43	4-19	11-17	29/7.3	10	8	1	7	49/12.3
Marquette	3-3	109	10-29	2-9	9-12	19/6.3	7	7	2	1	31/10.3
Pittsburgh	2-2	67	5-17	3-10	1-2	7/3.5	3	5	0	1	14/7.0
Providence	1-1	33	4-8	2-4	0-0	5/5.0	1	3	0	1	10/10.0
Rutgers	2-2	74	8-15	1-3	8-10	8/4.0	4	4	1	1	25/12.5
St. John's	2-2	64	7-18	0-6	2-4	12/6.0	3	5	0	0	16/8.0
Seton Hall	2-2	64	3-13	3-9	0-0	9/4.5	4	5	2	3	9/4.5
USF	2-2	69	11-20	3-7	0-0	20/10.0	4	1	3	3	25/12.5
Syracuse	2-2	72	8-17	2-4	5-6	13/6.5	9	5	2	2	23/11.5
Villanova	1-1	28	2-5	1-2	0-0	0/0.0	1	2	0	0	5/5.0
West Virginia	1-1	32	4-11	1-6	0-0	6/6.0	0	4	0	0	9/9.0

Career Statistics

Season	GP-GS	Min	Avg	FG-A	Pct	3FG-A	Pct	FT-A	Pct	O-D-TOT	Avg	PF-FO	Ast	TO	Blk	Stl	Pts	Avg
2007-08	32-8	700	21.9	84-225	.373	26-83	.313	78-112	.696	42-79-121	3.8	78-3	44	48	21	31	272	8.5
2008-09																		
2009-10																		
2010-11	33-33	1008	30.5	115-269	.428	34-102	.333	55-86	.640	33-125-158	4.8	63-0	61	51	10	16	319	9.7
2011-12	22-22	733	33.3	75-198	.379	20-85	.235	29-43	.674	20-114-134	6.1	56-1	36	40	11	22	199	9.0
TOTAL	87-63	2441	28.1	274-692	.396	80-270	.296	162-241	.672	95-318-413	4.7	197-4	141	139	42	69	790	9.1

Career BIG EAST Statistics

Season	GP-GS	Min	Avg	FG-A	Pct	3FG-A	Pct	FT-A	Pct	O-D-TOT	Avg	PF-FO	Ast	TO	Blk	Stl	Pts	Avg
2008-09																		
2009-10																		
2010-11	18-18	593	32.9	60-151	.397	19-57	.333	31-49	.633	18-73-91	5.1	38-0	33	32	7	9	170	9.4
2011-12	10-10	374	37.4	38-95	.400	8-38	.211	6-8	.750	12-65-77	7.7	25-0	22	20	6	11	90	9.0
TOTAL	28-28	967	34.5	98-246	.398	27-95	.284	37-57	.649	30-138-168	6.0	63-0	55	52	13	20	260	9.3



21 Tim Abromaitis | Graduate Student • Forward 6-8 • 236 Unionville, Conn. • Farmington

Career Games With:

Double Figure Points	58
20-Plus Points.....	22
30-Plus Points.....	3
10-Plus Rebounds.....	4
10-Plus Assists	N/A
Double-Double	3

Season and Career Bests

Points	Season 22 (vs. Missouri 11/21/11) Career 31 (vs. UCF 12/6/09)	FG's	Season 9 (vs. Missouri 11/21/11) Career 11 (on two occasions)
Rebounds	Season 8 (vs. Missouri 11/21/11) Career 11 (on two occasions)	3PT FG's	Season -- Career 9 (vs. Villanova 2/28/11)
Assists	Season 3 (vs. Missouri 11/21/11) Career 7 (vs. Chicago State 11/17/10)	FT's	Season 4 (on two occasions) Career 12 (vs. Seton Hall 2/11/10)
Steals	Season 1 (vs. Georgia 11/22/11) Career 3 (vs. DePaul 2/3/11)	Minutes	Season 38 (on two occasions) Career 46 (vs. Georgia 11/25/10)
Blocks	Season -- Career 2 (on four occasions)		

2011-12 Honors, Awards & Accomplishments

- Preseason All-BIG EAST First Team
- John R. Wooden Award Preseason Top 50 List
- Naismith Trophy Preseason Watch List
- Lowe's Senior CLASS Award Candidate
- Team Captain
- Returned to Irish lineup in Progressive CBE Classic semifinal game against Missouri (11/21/11)
- Out for remainder of season with torn ACL

Game-By-Game Stats

	Start	FG-A	3P-A	FT-A	Reb	PF	TP	A	TO	BK	S	Min
Mississippi Valley State					DNP							
Detroit					DNP							
Sam Houston State					DNP							
Delaware State					DNP							
Missouri	*	9-18	0-4	4-5	8	2	22	3	4	0	0	38
Georgia	*	1-12	0-7	4-4	6	5	6	2	2	0	1	38
Bryant					DNP-injury							
Gonzaga					DNP-injury							
Maryland					DNP-injury							
Maine					DNP-injury							
Dartmouth					DNP-injury							
Indiana					DNP-injury							
Sacred Heart					DNP-injury							
Pittsburgh					DNP-injury							
Cincinnati					DNP-injury							
Louisville					DNP-injury							
South Florida					DNP-injury							
Connecticut					DNP-injury							
Rutgers					DNP-injury							
Syracuse					DNP-injury							
Seton Hall					DNP-injury							
Connecticut					DNP-injury							
Marquette					DNP-injury							
West Virginia												
DePaul												
Rutgers												
Villanova												
West Virginia												
St. John's												
Georgetown												
Providence												

Career Stats vs. The BIG EAST

Opponent	GP-GS	Min.	FG-A	3PT-A	FT-A	Reb.	A	PF	B	S	Pts.
Cincinnati	4-4	127	21-42	10-17	15-20	23/5.8	9	13	1	4	67/16.8
Connecticut	4-3	147	18-42	6-20	6-12	22/5.5	4	7	1	4	48/12.0
DePaul	2-2	62	13-25	6-12	11-12	10/5.0	4	3	0	4	43/21.5
Georgetown	3-2	75	13-31	6-16	9-9	8/2.7	4	3	2	2	41/13.7
Louisville	3-3	130	22-41	5-11	19-20	16/5.3	5	7	2	1	68/22.7
Marquette	4-3	110	12-32	3-14	9-11	17/4.3	4	6	0	1	36/9.0
Pittsburgh	3-3	102	7-15	3-6	9-10	9/3.0	1	3	3	0	26/8.7
Providence	2-2	62	19-30	9-15	3-6	12/6.0	2	2	0	2	50/25.0
Rutgers	2-2	72	10-21	4-11	3-4	18/9.0	3	5	0	0	27/13.5
St. John's	3-3	113	15-31	7-15	9-11	18/6.0	5	8	0	3	46/15.3
Seton Hall	4-3	116	11-29	7-16	20-24	22/5.5	4	5	0	1	49/12.3
USF	3-3	91	12-24	5-11	1-1	11/3.7	6	5	1	3	30/10.0
Syracuse	2-2	76	16-32	8-17	1-3	9/4.5	5	7	1	1	41/20.5
Villanova	2-2	74	13-30	11-21	9-12	9/4.5	6	6	0	0	46/23.0
West Virginia	3-3	98	8-23	4-12	13-17	15/5.0	4	11	1	2	33/11.0

Career Statistics

Season	GP-GS	Min	Avg	FG-A	Pct	3FG-A	Pct	FT-A	Pct	O-D-TOT	Avg	PF-FO	Ast	TO	Blk	Stl	Pts	Avg
2007-08	12-0	40	3.3	6-21	.286	1-8	.125	7-7	1.000	5-7-12	1.0	5-0	3	4	1	1	20	1.7
2008-09										Did Not Play								
2009-10	35-26	1104	31.5	183-370	.495	81-189	.429	117-134	.873	43-123-166	4.7	76-1	52	42	11	17	564	16.1
2010-11	34-34	1162	34.2	169-371	.456	78-182	.429	109-139	.784	45-161-206	6.1	66-1	61	52	15	26	525	15.4
2011-12	2-2	76	38.0	10-30	.333	0-11	.000	8-9	.889	2-12-14	7.0	7-1	5	6	0	1	28	14.0
TOTAL	83-62	2382	28.7	368-792	.465	160-390	.410	241-289	.834	95-303-398	4.8	154-3	121	104	27	45	1137	13.7

Career BIG EAST Statistics

Season	GP-GS	Min	Avg	FG-A	Pct	3FG-A	Pct	FT-A	Pct	O-D-TOT	Avg	PF-FO	Ast	TO	Blk	Stl	Pts	Avg
2007-08	3-0	5	1.7	1-2	.500	0-1	.000	2-2	1.000	0-0-0	0.0	1-0	1	1	0	0	4	1.3
2008-09										Did Not Play								
2009-10	18-17	647	35.9	102-217	.470	45-109	.413	78-90	.867	28-74-102	5.7	37-1	34	25	6	9	327	18.2
2010-11	18-18	632	35.1	89-188	.473	43-91	.473	43-61	.705	22-75-97	5.4	39-1	24	32	5	16	264	14.7
2011-12	0-0	0	0.0	0-0	.000	0-0	.000	0-0	.000	0-0-0	0.0	0-0	0	0	0	0	0	0.0
TOTAL	39-35	1284	32.9	192-407	.472	88-201	.438	123-153	.804	50-149-199	5.1	77-2	59	58	11	25	595	15.3



22 Jerian Grant | Sophomore • Guard 6-5 • 195 Bowie, Md. • DeMatha

Career Games With:

Double Figure Points	18
20-Plus Points.....	2
30-Plus Points.....	N/A
10-Plus Rebounds.....	1
10-Plus Assists	N/A
Double-Double	1

2011-12 Honors, Awards & Accomplishments

- Named to the Progressive CBE All-Tournament Team
- Played in first game and recorded first start as member of the Irish in season opener against Mississippi Valley State (11/12/11)
- Matched career high in 3FG's (3) while tallying first career block against Delaware State (11/18/11)
- Named BIG EAST Rookie of the Week on Nov. 21
- Set career high in points (20) and FT's (10) against Georgia (11/22/11)
- Pulled down career high 11 rebounds en route to first career double-double (12 pts., 11 rebs.) against Bryant (11/27/11)
- Matched career best 20 points on career high 8 FG's against Maryland (12/4/11)
- Dished out career best 9 assists against Pittsburgh (12/27/11)
- Career best steals (3) and minutes played (47) in 2OT victory over Louisville (1/7/12)
- Named to BIG EAST Weekly Honor Roll (Jan. 31)

Season and Career Bests

Points	Season 20 (on two occasions) Career 20 (on two occasions)	FG's	Season 8 (vs. Maryland 12/4/11) Career 8 (vs. Maryland 12/4/11)
Rebounds	Season 11 (vs. Bryant 11/27/11) Career 11 (vs. Bryant 11/27/11)	3PT FG's	Season 3 (on five occasions) Career 3 (on five occasions)
Assists	Season 9 (vs. Pittsburgh 12/27/11) Career 9 (vs. Pittsburgh 12/27/11)	FT's	Season 10 (on two occasions) Career 10 (on two occasions)
Steals	Season 3 (on two occasions) Career 3 (on two occasions)	Minutes	Season 47 (vs. Louisville 1/7/12) Career 47 (vs. Louisville 1/7/12)
Blocks	Season 1 (on six occasions) Career 1 (on six occasions)		

Game-By-Game Stats

	Start	FG-A	3P-A	FT-A	Reb	PF	TP	A	TO	BK	S	Min
Mississippi Valley State	*	4-7	2-3	1-1	2	1	11	5	1	0	2	33
Detroit	*	4-10	3-6	0-0	2	0	11	3	1	0	1	30
Sam Houston State	*	6-6	1-1	4-7	6	0	17	7	1	0	2	36
Delaware State	*	4-6	3-3	6-8	4	3	17	6	2	1	1	39
Missouri	*	3-8	0-2	0-1	1	2	6	2	2	0	0	27
Georgia	*	4-7	2-4	10-11	5	2	20	4	0	0	1	39
Bryant	*	3-7	2-4	4-4	11	0	12	7	1	0	1	33
Gonzaga	*	5-9	0-3	6-7	1	2	16	3	4	0	1	32
Maryland	*	8-13	0-3	4-6	4	3	20	3	2	0	2	39
Maine	*	2-3	1-1	1-2	4	1	6	2	2	1	1	23
Dartmouth		0-8	0-6	0-0	3	2	0	4	1	1	2	30
Indiana	*	2-10	1-4	9-10	4	3	14	4	0	0	1	36
Sacred Heart	*	5-10	3-4	2-2	2	1	15	7	0	0	1	31
Pittsburgh	*	5-12	3-7	2-3	1	2	15	9	2	0	1	33
Cincinnati	*	5-12	2-8	5-5	2	3	17	4	3	0	1	37
Louisville	*	4-13	3-8	6-9	3	0	17	3	0	0	3	47
South Florida	*	5-11	2-5	2-2	1	1	14	4	3	0	2	39
Connecticut	*	2-9	2-8	0-2	1	4	6	5	0	0	1	35
Rutgers	*	4-10	1-3	0-1	3	3	9	7	3	0	2	34
Syracuse	*	2-5	1-3	6-6	2	1	11	6	5	0	0	37
Seton Hall	*	2-8	1-3	10-12	5	2	15	4	2	1	0	38
Connecticut	*	2-9	1-4	6-8	5	3	11	6	1	1	3	38
Marquette	*	5-13	2-7	0-0	1	0	12	8	1	1	2	39
West Virginia												
DePaul												
Rutgers												
Villanova												
West Virginia												
St. John's												
Georgetown												
Providence												

Career Stats vs. The BIG EAST

Opponent	GP-GS	Min.	FG-A	3PT-A	FT-A	Reb.	A	PF	B	S	Pts.
Cincinnati	1-1	37	5-12	2-8	5-5	2/2.0	4	3	0	1	17/17.0
Connecticut	2-2	73	4-18	3-12	6-10	6/3.0	11	7	1	4	17/8.5
DePaul	0-0	0	0-0	0-0	0-0	0/0.0	0	0	0	0	0/0.0
Georgetown	0-0	0	0-0	0-0	0-0	0/0.0	0	0	0	0	0/0.0
Louisville	1-1	47	4-13	3-8	6-9	3/3.0	3	0	0	3	17/17.0
Marquette	1-1	39	5-13	2-7	0-0	1/1.0	8	0	1	2	12/12.0
Pittsburgh	1-1	33	5-12	3-7	2-3	1/1.0	9	2	0	1	15/15.0
Providence	0-0	0	0-0	0-0	0-0	0/0.0	0	0	0	0	0/0.0
Rutgers	1-1	34	4-10	1-3	0-1	3/3.0	7	3	0	2	9/9.0
St. John's	0-0	0	0-0	0-0	0-0	0/0.0	0	0	0	0	0/0.0
Seton Hall	1-1	38	2-8	1-3	10-12	5/5.0	4	2	1	0	15/15.0
USF	1-1	39	5-11	2-5	2-2	1/1.0	4	1	0	2	14/14.0
Syracuse	1-1	37	2-5	1-3	6-6	2/2.0	6	1	0	0	11/11.0
Villanova	0-0	0	0-0	0-0	0-0	0/0.0	0	0	0	0	0/0.0
West Virginia	0-0	0	0-0	0-0	0-0	0/0.0	0	0	0	0	0/0.0

Career Statistics

Season	GP-GS	Min	Avg	FG-A	Pct	3FG-A	Pct	FT-A	Pct	O-D-TOT	Avg	PF-FO	Ast	TO	Blk	Stl	Pts	Avg	
2010-11										Did Not Play									
2011-12	23-22	805	35.0	86-206	.417	36-100	.360	84-107	.785	12-61-73	3.2	39-0	113	37	6	31	292	12.7	
TOTAL	23-22	805	35.0	86-206	.417	36-100	.360	84-107	.785	12-61-73	3.2	39-0	113	37	6	31	292	12.7	

Career BIG EAST Statistics

Season	GP-GS	Min	Avg	FG-A	Pct	3FG-A	Pct	FT-A	Pct	O-D-TOT	Avg	PF-FO	Ast	TO	Blk	Stl	Pts	Avg	
2010-11										Did Not Play									
2011-12	10-10	377	37.7	36-102	.353	18-56	.321	37-48	.771	6-18-24	2.4	19-0	56	20	3	15	127	12.7	
TOTAL	10-10	377	37.7	36-102	.353	18-56	.321	37-48	.771	6-18-24	2.4	19-0	56	20	3	15	127	12.7	



24 Pat Connaughton | Freshman • Guard/Forward 6-5 • 206 Arlington, Mass. • St. John's Prep

Career Games With:

Double Figure Points	5
20-Plus Points	2
30-Plus Points	N/A
10-Plus Rebounds	1
10-Plus Assists	N/A
Double-Double	1

2011-12 Honors, Awards & Accomplishments

- Set early career bests in points (24), steals (2), FG's (9) and 3FG's (6) against Sam Houston State (11/16/11)
- The six three's against SHSU were most by Irish freshman since Chris Thomas hit six against UConn on March 8, 2002 and the 24 points were most by a freshman since Torin Francis scored 25 against Arizona on March 27, 2003
- Registered first start of career against Delaware State (11/18/11)
- Dished out career best three assists against Bryant (11/27/11)
- Hit career best 4 FT's against Maryland (12/4/11)
- Got first career BIG EAST start against Syracuse (1/21/12)
- Named BIG EAST Rookie of the Week (Feb. 6) after posting first double-double of career (23 pts, 11 rebs) against Marquette (2/4/12)

Season and Career Bests

Points	24 (vs. Sam Houston 11/16/11)	FG's	9 (on two occasions)
Season	24 (vs. Sam Houston 11/16/11)	Season	9 (on two occasions)
Career	24 (vs. Sam Houston 11/16/11)	Career	9 (on two occasions)
Rebounds	11 (vs. Marquette 2/4/12)	3PT FG's	6 (vs. Sam Houston 11/16/11)
Season	11 (vs. Marquette 2/4/12)	Season	6 (vs. Sam Houston 11/16/11)
Career	11 (vs. Marquette 2/4/12)	Career	6 (vs. Sam Houston 11/16/11)
Assists	3 (on three occasions)	FT's	4 (vs. Maryland 12/4/11)
Season	3 (on three occasions)	Season	4 (vs. Maryland 12/4/11)
Career	3 (on three occasions)	Career	4 (vs. Maryland 12/4/11)
Steals	2 (on two occasions)	Minutes	37 (vs. Marquette 2/4/12)
Season	2 (on two occasions)	Season	37 (vs. Marquette 2/4/12)
Career	2 (on two occasions)	Career	37 (vs. Marquette 2/4/12)
Blocks	2 (vs. Marquette 2/4/12)		
Season	2 (vs. Marquette 2/4/12)		
Career	2 (vs. Marquette 2/4/12)		

Game-By-Game Stats

	Start	FG-A	3P-A	FT-A	Reb	PF	TP	A	TO	BK	S	Min
Mississippi Valley State		0-4	0-2	2-2	4	1	2	0	0	0	0	15
Detroit		4-5	0-1	2-3	9	2	10	0	1	0	0	20
Sam Houston State		9-14	6-10	0-1	5	1	24	1	1	0	2	33
Delaware State	*	3-9	1-3	2-2	7	1	9	2	2	0	0	36
Missouri		2-4	1-2	2-3	5	1	7	0	0	1	0	26
Georgia		4-7	1-3	2-4	0	0	11	0	0	0	0	18
Bryant	*	1-5	0-1	0-0	3	0	2	3	1	0	0	24
Gonzaga		4-8	2-3	1-1	3	0	11	0	0	0	1	26
Maryland		2-4	1-2	4-4	6	3	9	0	0	0	1	25
Maine		1-4	0-2	2-2	5	0	4	0	1	0	0	26
Dartmouth	*	1-6	1-6	0-0	4	0	3	3	1	0	0	27
Indiana		1-3	0-1	0-1	4	4	2	1	1	0	1	22
Sacred Heart		1-4	1-2	2-2	2	1	5	0	0	0	0	20
Pittsburgh		1-1	0-0	0-0	0	0	2	2	0	0	0	11
Cincinnati		2-6	1-5	0-0	4	3	5	0	1	0	0	15
Louisville		0-0	0-0	0-0	0	1	0	0	1	0	0	8
South Florida		2-4	1-2	0-0	1	0	5	0	1	1	0	10
Connecticut		1-7	0-3	0-0	4	3	2	0	0	0	2	20
Rutgers		3-8	1-6	0-0	5	4	7	0	0	1	0	29
Syracuse	*	2-3	2-3	1-2	7	2	7	1	2	0	0	24
Seton Hall	*	0-3	0-3	0-0	5	1	0	0	1	0	0	17
Connecticut	*	2-8	2-5	2-2	5	2	8	0	1	0	0	28
Marquette	*	9-12	5-8	0-1	11	1	23	3	2	2	1	37
West Virginia												
DePaul												
Rutgers												
Villanova												
West Virginia												
St. John's												
Georgetown												
Providence												

Career Stats vs. The BIG EAST

Opponent	GP-GS	Min.	FG-A	3PT-A	FT-A	Reb.	A	PF	B	S	Pts.
Cincinnati	1-0	15	2-6	1-5	0-0	4/4.0	0	3	0	0	5/5.0
Connecticut	2-1	48	3-15	2-8	2-2	9/4.5	0	5	0	2	10/5.0
DePaul	0-0	0	0-0	0-0	0-0	0/0.0	0	0	0	0	0/0.0
Georgetown	0-0	0	0-0	0-0	0-0	0/0.0	0	0	0	0	0/0.0
Louisville	1-0	8	0-0	0-0	0-0	0/0.0	0	1	0	0	0/0.0
Marquette	1-1	37	9-12	5-8	0-1	11/11.0	3	1	2	1	23/23.0
Pittsburgh	1-0	11	1-1	0-0	0-0	0/0.0	2	0	0	0	2/2.0
Providence	0-0	0	0-0	0-0	0-0	0/0.0	0	0	0	0	0/0.0
Rutgers	1-0	29	3-8	1-6	0-0	5/5.0	0	4	1	0	7/7.0
St. John's	0-0	0	0-0	0-0	0-0	0/0.0	0	0	0	0	0/0.0
Seton Hall	1-1	17	0-3	0-3	0-0	5/5.0	0	1	0	0	0/0.0
USF	1-0	10	2-4	1-2	0-0	1/1.0	0	0	1	0	5/5.0
Syracuse	1-1	24	2-3	2-3	1-2	7/7.0	1	2	0	0	7/7.0
Villanova	0-0	0	0-0	0-0	0-0	0/0.0	0	0	0	0	0/0.0
West Virginia	0-0	0	0-0	0-0	0-0	0/0.0	0	0	0	0	0/0.0

Career Statistics

Season	GP-GS	Min	Avg	FG-A	Pct	3FG-A	Pct	FT-A	Pct	O-D-TOT	Avg	PF-FO	Ast	TO	Blk	Stl	Pts	Avg
2011-12	23-7	517	22.5	55-129	.426	26-73	.356	22-30	.733	21-78-99	4.3	31-0	16	17	5	8	158	6.9
TOTAL	23-7	517	22.5	55-129	.426	26-73	.356	22-30	.733	21-78-99	4.3	31-0	16	17	5	8	158	6.9

Career BIG EAST Statistics

Season	GP-GS	Min	Avg	FG-A	Pct	3FG-A	Pct	FT-A	Pct	O-D-TOT	Avg	PF-FO	Ast	TO	Blk	Stl	Pts	Avg
2011-12	10-4	199	19.9	22-52	.423	12-35	.343	3-5	.600	8-34-42	4.2	17-0	6	9	4	3	59	5.9
TOTAL	10-4	199	19.9	22-52	.423	12-35	.343	3-5	.600	8-34-42	4.2	17-0	6	9	4	3	59	5.9



25 Tom Knight | Junior • Forward 6-9 • 250 Dixfield, Maine • Dirigo

Career Games With:

Double Figure Points.....	N/A
20-Plus Points.....	N/A
30-Plus Points.....	N/A
10-Plus Rebounds.....	N/A
10-Plus Assists.....	N/A
Double-Double.....	N/A

Season and Career Bests

Points	9 (vs. Sacred Heart 12/19/11)	FG's	3 (on four occasions)
Season	9 (vs. Sacred Heart 12/19/11)	Career	3 (on six occasions)
Rebounds	5 (vs. Dartmouth 12/10/11)	3PT FG's	Season --
Season	5 (on two occasions)	Career	--
Assists	2 (on three occasions)	FT's	4 (vs. Dartmouth 12/10/11)
Season	2 (on three occasions)	Career	4 (vs. Dartmouth 12/10/11)
Steals	2 (vs. Sam Houston 11/16/11)	Minutes	25 (vs. Dartmouth 12/10/11)
Season	2 (vs. Sam Houston 11/16/11)	Career	25 (vs. Dartmouth 12/10/11)
Blocks	3 (vs. Dartmouth 12/10/11)		
Season	3 (vs. Dartmouth 12/10/11)		
Career	3 (vs. Dartmouth 12/10/11)		

2011-12 Honors, Awards & Accomplishments

- Started three consecutive games (Maryland, Maine, Dartmouth); first three starts of Irish career
- Career highs in blocks (3), FT's (4) and minutes (25) and tied career high in rebounds (5) against Dartmouth (12/10/11)
- Career high nine points against Sacred Heart (12/19/11)

Game-By-Game Stats

	Start	FG-A	3P-A	FT-A	Reb	PF	TP	A	TO	BK	S	Min
Mississippi Valley State		0-0	0-0	0-0	2	0	0	0	0	0	0	5
Detroit		0-1	0-0	0-0	1	0	0	0	0	0	0	1
Sam Houston State		3-7	0-0	1-2	1	1	7	2	0	0	2	19
Delaware State		3-4	0-0	0-0	0	2	6	0	0	0	0	8
Missouri												DNP
Georgia												DNP
Bryant		2-3	0-0	0-0	0	2	4	1	0	0	0	8
Gonzaga		2-3	0-0	0-0	3	3	4	1	0	2	0	14
Maryland	*	2-3	0-0	0-0	0	2	4	0	0	0	0	9
Maine	*	2-6	0-0	3-5	2	2	7	2	2	1	1	23
Dartmouth	*	2-6	0-0	4-4	5	1	8	1	1	3	1	25
Indiana		0-1	0-0	0-2	0	1	0	0	0	1	0	5
Sacred Heart		3-4	0-0	3-4	1	1	9	2	1	0	0	11
Pittsburgh		3-5	0-0	0-0	1	1	6	0	0	2	0	14
Cincinnati		2-4	0-0	0-1	3	1	4	0	2	0	0	12
Louisville												DNP
South Florida		0-0	0-0	0-0	1	1	0	0	0	1	0	9
Connecticut		1-4	0-0	0-0	4	1	2	0	0	0	0	9
Rutgers		0-0	0-0	0-0	0	0	0	0	0	0	0	3
Syracuse		2-4	0-0	0-0	2	0	4	0	0	0	0	7
Seton Hall		0-0	0-0	0-0	1	3	0	1	1	2	0	8
Connecticut		0-0	0-0	0-0	0	0	0	0	0	0	0	5
Marquette		0-0	0-0	0-0	1	1	0	0	1	0	0	1
West Virginia												
DePaul												
Rutgers												
Villanova												
West Virginia												
St. John's												
Georgetown												
Providence												

Career Stats vs. The BIG EAST


Opponent	GP-GS	Min.	FG-A	3PT-A	FT-A	Reb.	A	PF	B	S	Pts.
Cincinnati	2-0	16	3-5	0-0	0-1	3/1.5	0	2	0	0	6/3.0
Connecticut	2-0	14	1-4	0-0	0-0	4/2.0	0	1	0	0	2/1.0
DePaul	1-0	2	1-1	0-0	0-0	0/0.0	0	0	0	0	2/2.0
Georgetown	0-0	0	0-0	0-0	0-0	0/0.0	0	0	0	0	0/0.0
Louisville	0-0	0	0-0	0-0	0-0	0/0.0	0	0	0	0	0/0.0
Marquette	2-0	3	0-0	0-0	0-0	2/1.0	0	1	0	0	0/0.0
Pittsburgh	1-0	14	3-5	0-0	0-0	1/1.0	0	1	2	0	6/6.0
Providence	0-0	0	0-0	0-0	0-0	0/0.0	0	0	0	0	0/0.0
Rutgers	1-0	3	0-0	0-0	0-0	0/0.0	0	0	0	0	0/0.0
St. John's	1-0	0	0-0	0-0	0-0	0/0.0	0	0	0	0	0/0.0
Seton Hall	1-0	8	0-0	0-0	0-0	1/1.0	1	3	2	0	0/0.0
USF	2-0	14	0-2	0-0	0-0	1/0.5	0	1	1	0	0/0.0
Syracuse	2-0	7	2-4	0-0	0-0	2/1.0	0	0	0	0	4/2.0
Villanova	1-0	1	0-0	0-0	0-0	1/1.0	1	1	0	0	0/0.0
West Virginia	0-0	0	0-0	0-0	0-0	0/0.0	0	0	0	0	0/0.0

Career Statistics

Season	GP-GS	Min	Avg	FG-A	Pct	3FG-A	Pct	FT-A	Pct	O-D-TOT	Avg	PF-FO	Ast	TO	Blk	Stl	Pts	Avg	
2009-10										Did Not Play									
2010-11	14-0	53	3.8	9-19	.474	0-0	.000	2-2	1.000	7-9-16	1.1	3-0	3	1	2	0	20	1.4	
2011-12	20-3	196	9.8	27-55	.491	0-0	.000	11-18	.611	13-15-28	1.4	23-0	10	8	12	5	65	3.3	
TOTAL	34-3	249	7.3	36-74	.486	0-0	.000	13-20	.650	20-24-44	1.3	26-0	13	9	14	5	85	2.5	

Career BIG EAST Statistics

Season	GP-GS	Min	Avg	FG-A	Pct	3FG-A	Pct	FT-A	Pct	O-D-TOT	Avg	PF-FO	Ast	TO	Blk	Stl	Pts	Avg	
2009-10										Did Not Play									
2010-11	6-0	11	1.8	1-3	.333	0-0	.000	0-0	.000	1-1-2	0.3	1-0	1	0	0	0	2	0.3	
2011-12	9-0	68	7.6	8-17	.471	0-0	.000	0-1	.000	8-5-13	1.4	8-0	1	4	5	0	16	1.8	
TOTAL	15-0	79	5.3	9-20	.450	0-0	.000	0-1	.000	9-6-15	1.0	9-0	2	4	5	0	18	1.2	



32 Joey Brooks | Junior • Guard

6-6 • 220
Houston, Texas • Strake Jesuit Prep School

Career Games With:

Double Figure Points	5
20-Plus Points.....	N/A
30-Plus Points.....	N/A
10-Plus Rebounds.....	N/A
10-Plus Assists	N/A
Double-Double	N/A

2011-12 Honors, Awards & Accomplishments

- First career start against Mississippi Valley State (11/12/11)
- Set career bests in points (13), rebounds (9), FT's (7) and minutes (35) in second career start against Detroit (11/14/11)
- Match career high in points (13) while also setting career best in FG's (5), 3FG's (2) and blocks (3) against Bryant (11/27/11)
- First career BIG EAST start against Rutgers (1/16/12)

Season and Career Bests

Points	13 (on three occasions)	FG's	5 (on two occasions)
Season	13 (on three occasions)	Career	5 (on two occasions)
Rebounds	9 (vs. Detroit 11/14/11)	3PT FG's	2 (vs. Bryant 11/27/11)
Season	9 (vs. Detroit 11/14/11)	Career	2 (vs. Bryant 11/27/11)
Assists	3 (on two occasions)	FT's	7 (vs. Detroit 11/14/11)
Season	3 (on three occasions)	Career	7 (vs. Detroit 11/14/11)
Steals	2 (vs. Detroit 11/14/11)	Minutes	35 (vs. Detroit 11/14/11)
Season	3 (vs. Georgia Southern 11/12/10)	Career	35 (vs. Detroit 11/14/11)
Blocks	3 (vs. Bryant 11/27/11)		
Season	3 (vs. Bryant 11/27/11)		

Game-By-Game Stats

	Start	FG-A	3P-A	FT-A	Reb	PF	TP	A	TO	BK	S	Min
Mississippi Valley State	*	3-6	1-2	2-4	4	1	9	3	2	0	0	29
Detroit	*	3-9	0-0	7-13	9	3	13	2	1	0	2	35
Sam Houston State	*	0-4	0-0	0-0	1	1	0	1	0	0	0	12
Delaware State												
DNP - illness												
Missouri		1-5	1-2	1-2	1	2	4	1	1	0	0	14
Georgia		0-1	0-0	0-0	0	0	0	0	0	0	0	3
Bryant	*	5-7	2-2	1-2	6	3	13	2	2	3	0	24
Gonzaga	*	3-7	0-2	0-2	5	3	6	1	1	0	0	28
Maryland	*	2-6	0-1	3-4	3	3	7	1	0	0	0	26
Maine	*	1-2	0-0	0-0	1	1	2	1	1	0	0	10
Dartmouth		5-6	0-0	3-3	4	3	13	2	1	0	0	22
Indiana		0-1	0-0	0-0	0	0	0	0	1	0	0	4
Sacred Heart		3-5	1-1	5-5	2	2	12	3	0	0	1	17
Pittsburgh		0-0	0-0	0-0	0	0	0	0	1	0	0	5
Cincinnati		0-2	0-1	0-0	4	2	0	2	0	0	0	16
Louisville		1-3	1-1	1-2	4	5	4	1	0	0	0	26
South Florida		0-1	0-1	3-4	1	0	3	0	0	0	1	5
Connecticut		1-4	0-1	0-0	3	0	2	0	1	0	0	13
Rutgers	*	1-1	1-1	0-0	2	1	3	0	2	0	0	9
Syracuse		0-1	0-0	1-2	1	0	1	0	1	0	0	3
Seton Hall		0-0	0-0	0-2	1	1	0	0	1	0	0	3
Connecticut		0-0	0-0	0-0	1	0	0	0	1	0	0	4
Marquette		0-0	0-0	0-0	0	0	0	0	0	0	0	1
West Virginia												
DePaul												
Rutgers												
Villanova												
West Virginia												
St. John's												
Georgetown												
Providence												

Career Stats vs. The BIG EAST

Opponent	GP-GS	Min.	FG-A	3PT-A	FT-A	Reb.	A	PF	B	S	Pts.
Cincinnati	5-0	29	2-6	1-4	0-1	7/1.4	3	3	0	0	5/1.0
Connecticut	5-0	25	1-4	0-1	0-0	5/1.0	1	2	0	0	2/0.4
DePaul	2-0	11	0-0	0-0	2-2	1/0.5	0	0	0	0	2/1.0
Georgetown	0-0	0	0-0	0-0	0-0	0/0.0	0	0	0	0	0/0.0
Louisville	2-0	28	1-3	1-1	1-2	4/2.0	1	6	0	0	4/2.0
Marquette	3-0	19	1-2	0-0	1-4	1/0.3	0	3	0	2	3/1.0
Pittsburgh	1-0	5	0-0	0-0	0-0	0/0.0	0	0	0	0	0/0.0
Providence	1-0	0	0-0	0-0	0-0	0/0.0	0	0	0	0	0/0.0
Rutgers	3-1	14	1-2	1-1	0-0	2/0.7	0	1	0	1	3/1.0
St. John's	3-0	38	1-1	0-0	9-16	5/1.7	0	4	0	2	11/3.7
Seton Hall	3-0	11	1-1	0-0	1-4	1/0.3	0	3	0	1	3/1.0
USF	2-0	14	0-2	0-1	3-6	1/0.5	0	1	0	1	3/1.5
Syracuse	2-0	4	0-1	0-0	1-2	1/0.5	0	0	0	0	1/0.5
Villanova	2-0	8	1-2	0-0	0-0	0/0.0	1	0	0	1	2/1.0
West Virginia	2-0	11	2-3	1-1	0-0	1/0.5	0	1	0	0	5/2.5

Career Statistics

Season	GP-GS	Min	Avg	FG-A	Pct	3FG-A	Pct	FT-A	Pct	O-D-TOT	Avg	PF-FO	Ast	TO	Blk	Stl	Pts	Avg
2009-10	22-0	86	3.9	15-31	.484	4-7	.571	11-16	.688	5-4-9	0.4	12-0	4	5	0	9	45	2.0
2010-11	27-0	205	7.6	12-34	.353	1-13	.077	17-37	.459	7-22-29	1.1	25-1	11	15	0	10	42	1.6
2011-12	22-8	309	14.0	29-71	.408	7-15	.467	27-45	.600	15-38-53	2.4	31-1	20	17	3	4	92	4.2
TOTAL	71-8	600	8.5	56-136	.412	12-35	.343	55-98	.561	27-64-91	1.3	68-2	35	37	3	23	179	2.5

Career BIG EAST Statistics

Season	GP-GS	Min	Avg	FG-A	Pct	3FG-A	Pct	FT-A	Pct	O-D-TOT	Avg	PF-FO	Ast	TO	Blk	Stl	Pts	Avg
2009-10	11-0	39	3.5	5-8	.625	2-2	1.000	3-4	.750	0-3-3	0.3	5-0	2	1	0	3	15	1.4
2010-11	13-0	87	6.7	2-6	.333	0-2	.000	10-23	.435	1-8-9	0.7	9-0	0	5	0	4	14	1.1
2011-12	10-1	85	8.5	3-12	.250	2-5	.400	5-10	.500	6-11-17	1.7	9-1	3	7	0	1	13	1.3
TOTAL	34-1	211	6.2	10-26	.385	4-9	.444	18-37	.486	7-22-29	0.9	23-1	5	13	0	8	42	1.2



33 Mike Broghammer | Junior • Forward

6-9 • 265
Orono, Minn. • Hopkins

Career Games With:

Double Figure Points.....	N/A
20-Plus Points.....	N/A
30-Plus Points.....	N/A
10-Plus Rebounds.....	N/A
10-Plus Assists.....	N/A
Double-Double.....	N/A

2011-12 Honors, Awards & Accomplishments

- Set career high in assists with two against Sam Houston State (11/16/11)
- Set career highs in points (9) and FG's (4) against Delaware State (11/18/11)
- Notched career marks in rebounds (7), blocks (2) and minutes (16) against Maryland (12/4/11)

Season and Career Bests

Points	9 (vs. Delaware St. 11/18/11)	FG's	4 (vs. Delaware St. 11/18/11)
Season	9 (vs. Delaware St. 11/18/11)	Career	4 (vs. Delaware St. 11/18/11)
Rebounds	7 (vs. Maryland 12/4/11)	3PT FG's	--
Season	7 (vs. Maryland 12/4/11)	Season	1 (vs. Bucknell 12/22/09)
Career	7 (vs. Maryland 12/4/11)	Career	1 (vs. Bucknell 12/22/09)
Assists	2 (on two occasions)	FT's	1 (on three occasions)
Season	2 (on two occasions)	Career	1 (on nine occasions)
Career	2 (on two occasions)	Minutes	16 (vs. Maryland 12/4/11)
Steals	1 (on four occasions)	Season	16 (vs. Maryland 12/4/11)
Season	2 (vs. Louisville 2/17/10)	Career	16 (vs. Maryland 12/4/11)
Career	2 (vs. Louisville 2/17/10)		
Blocks	2 (on two occasions)		
Season	2 (on two occasions)		
Career	2 (on two occasions)		

Game-By-Game Stats

	Start	FG-A	3P-A	FT-A	Reb	PF	TP	A	TO	BK	S	Min
Mississippi Valley State	3-4	0-0	0-0	2	0	6	0	0	1	1	8	
Detroit	0-1	0-0	0-2	0	0	0	0	0	0	0	1	
Sam Houston State	1-1	0-0	0-0	2	1	2	2	1	1	1	0	11
Delaware State	4-5	0-0	1-2	5	3	9	1	1	0	0	12	
Missouri	0-0	0-0	0-0	1	0	0	0	0	0	0	4	
Georgia	0-0	0-0	0-0	0	0	0	0	0	0	0	1	
Bryant	3-4	0-0	0-0	4	1	6	1	0	0	0	10	
Gonzaga	0-1	0-0	0-0	0	2	0	0	2	0	1	4	
Maryland	0-2	0-0	0-2	7	1	0	0	0	2	0	16	
Maine	1-1	0-0	0-2	1	1	2	2	1	0	1	11	
Dartmouth	2-3	0-0	0-0	2	5	4	0	1	2	1	11	
Indiana	0-0	0-0	0-0	0	2	0	0	0	0	0	3	
Sacred Heart	3-3	0-0	1-3	6	1	7	1	0	1	0	12	
Pittsburgh	0-0	0-0	0-0	0	0	0	0	0	0	0	1	
Cincinnati												DNP
Louisville	1-1	0-0	0-0	0	4	2	0	1	1	1	0	7
South Florida	0-1	0-0	0-0	0	0	0	0	0	0	0	1	
Connecticut	0-0	0-0	0-0	0	0	0	0	0	0	0	1	
Rutgers	0-1	0-0	0-2	1	0	0	0	0	1	0	2	
Syracuse												DNP
Seton Hall	0-0	0-0	1-2	1	0	1	0	0	0	0	5	
Connecticut												DNP
Marquette												DNP
West Virginia												
DePaul												
Rutgers												
Villanova												
West Virginia												
St. John's												
Georgetown												
Providence												

Career Stats vs. The BIG EAST

Opponent	GP-GS	Min.	FG-A	3PT-A	FT-A	Reb.	A	PF	B	S	Pts.
Cincinnati	0-0	0	0-0	0-0	0-0	0/0.0	0	0	0	0	0/0.0
Connecticut	2-0	2	0-0	0-0	0-0	0/0.0	0	0	0	0	0/0.0
DePaul	0-0	0	0-0	0-0	0-0	0/0.0	0	0	0	0	0/0.0
Georgetown	0-0	0	0-0	0-0	0-0	0/0.0	0	0	0	0	0/0.0
Louisville	2-0	17	2-3	0-0	0-0	1/0.5	0	9	1	2	4/2.0
Marquette	1-0	2	1-1	0-0	0-0	0/0.0	0	0	0	0	2/2.0
Pittsburgh	2-0	4	0-1	0-0	0-0	0/0.0	0	0	0	0	0/0.0
Providence	0-0	0	0-0	0-0	0-0	0/0.0	0	0	0	0	0/0.0
Rutgers	1-0	2	0-1	0-0	0-2	1/1.0	0	0	1	0	0/0.0
St. John's	1-0	2	0-0	0-0	0-0	0/0.0	0	0	1	0	0/0.0
Seton Hall	1-0	5	0-0	0-0	1-2	1/1.0	0	0	0	0	1/1.0
USF	1-0	1	0-1	0-0	0-0	0/0.0	0	0	0	0	0/0.0
Syracuse	1-0	1	0-0	0-0	0-0	0/0.0	0	0	0	0	0/0.0
Villanova	0-0	0	0-0	0-0	0-0	0/0.0	0	0	0	0	0/0.0
West Virginia	0-0	0	0-0	0-0	0-0	0/0.0	0	0	0	0	0/0.0

Career Statistics

Season	GP-GS	Min	Avg	FG-A	Pct	3FG-A	Pct	FT-A	Pct	O-D-TOT	Avg	PF-FO	Ast	TO	Blk	Stl	Pts	Avg
2009-10	13-0	71	5.5	10-22	.455	1-4	.250	3-7	.429	8-6-14	1.1	13-1	2	4	1	4	24	1.8
2010-11	10-0	52	5.2	8-20	.400	0-0	.000	2-6	.333	6-4-10	1.0	8-0	1	2	2	0	18	1.8
2011-12	19-0	121	6.4	18-28	.643	0-0	.000	3-15	.200	14-18-32	1.7	21-1	7	7	9	4	39	2.1
TOTAL	42-0	244	5.8	36-70	.514	1-4	.250	8-28	.286	28-28-56	1.3	42-2	10	13	12	8	81	1.9

Career BIG EAST Statistics

Season	GP-GS	Min	Avg	FG-A	Pct	3FG-A	Pct	FT-A	Pct	O-D-TOT	Avg	PF-FO	Ast	TO	Blk	Stl	Pts	Avg
2009-10	3-0	14	4.7	1-3	.333	0-0	.000	0-0	.000	1-0-1	0.3	5-1	0	1	0	2	2	0.7
2010-11	3-0	5	1.7	1-1	1.000	0-0	.000	0-0	.000	0-0-0	0.0	0-0	0	0	1	0	2	0.7
2011-12	6-0	17	2.8	1-3	.333	0-0	.000	1-4	.250	1-1-2	0.3	4-0	0	1	2	0	3	0.5
TOTAL	12-0	36	3.0	3-7	.429	0-0	.000	1-4	.250	2-1-3	0.3	9-1	0	2	3	2	7	0.6



45 Jack Cooley | Junior • Forward 6-9 • 248 Glenview, Ill. • Glenbrook South

Career Games With:

Double Figure Points.....	14
20-Plus Points.....	2
30-Plus Points.....	N/A
10-Plus Rebounds.....	8
10-Plus Assists.....	N/A
Double-Double.....	6

2011-12 Honors, Awards & Accomplishments

- Recorded all six career double-doubles this season
- First career start versus Mississippi Valley State (11/12/11)
- Set career marks in assists (4) and steals (3) against Sam Houston State (11/16/11)
- Registered first career double-double with 11 points (including then-career-high 7 free throws) and a career-best 17 rebounds against Delaware State (11/18/11)
- Matched career best with 3 steals against Missouri (11/21/11)
- Recorded career best 2 blocks for fifth time in career against Georgia (11/22/11)
- Posted second double-double of the season (22 points, 14 rebounds) against Maine (12/8/11) ... 22 points marked a career best, including career high 8 FT's
- Matched career high in points (22) while blocking a career best four shots against Dartmouth (12/10/11)
- Named to the BIG EAST Weekly Honor Roll a team-high four times this season (Dec. 12, Dec. 26, Jan. 9, Jan. 23)

Season and Career Bests

Points	22 (on two occasions) Career 22 (on two occasions)	FG's	9 (vs. Dartmouth 12/10/11) Career 9 (on two occasions)
Rebounds	17 (vs. Delaware St. 11/18/11) Career 17 (vs. Delaware St. 11/18/11)	3PT FG's	-- Season -- Career --
Assists	4 (vs. Sam Houston 11/16/11) Career 4 (vs. Sam Houston 11/16/11)	FT's	8 (vs. Maine 12/8/11) Career 8 (vs. Maine 12/8/11)
Steals	3 (on two occasions) Career 3 (on two occasions)	Minutes	43 (vs. Louisville 1/7/12) Career 43 (vs. Louisville 1/7/12)
Blocks	4 (vs. Dartmouth 12/10/11) Career 4 (vs. Dartmouth 12/10/11)		

Game-By-Game Stats

	Start	FG-A	3P-A	FT-A	Reb	PF	TP	A	TO	BK	S	Min
Mississippi Valley State	*	0-5	0-0	3-4	10	3	3	1	1	1	0	17
Detroit	*	3-3	0-0	1-1	8	4	7	2	4	2	0	22
Sam Houston State	*	2-3	0-0	2-4	6	3	6	4	3	1	3	24
Delaware State	*	2-7	0-0	7-8	17	2	11	1	2	0	0	31
Missouri	*	0-1	0-0	0-0	1	1	0	0	0	0	3	18
Georgia	*	1-1	0-0	0-3	6	2	2	0	1	2	1	22
Bryant		2-3	0-0	0-0	2	1	4	1	2	0	0	10
Gonzaga	*	3-7	0-0	0-1	6	1	6	0	1	0	0	21
Maryland												DNP-illness
Maine		7-11	0-0	8-9	14	3	22	1	1	2	0	27
Dartmouth	*	9-11	0-0	4-4	9	2	22	1	1	4	1	25
Indiana	*	4-5	0-0	4-5	5	5	12	0	2	1	1	21
Sacred Heart	*	7-7	0-0	5-6	8	1	19	0	0	3	0	25
Pittsburgh	*	3-7	0-0	2-4	14	3	8	1	1	2	1	32
Cincinnati	*	7-12	0-0	1-3	11	0	15	0	2	3	1	29
Louisville	*	6-12	0-0	6-7	10	3	18	1	1	1	1	43
South Florida	*	7-11	0-0	2-4	7	1	16	3	0	2	0	31
Connecticut	*	2-7	0-0	3-3	6	2	7	1	2	1	0	25
Rutgers	*	4-5	0-0	1-3	9	3	9	0	2	0	1	32
Syracuse	*	5-8	0-0	7-10	10	3	17	0	1	2	0	35
Seton Hall	*	4-6	0-0	5-6	11	5	13	0	4	2	1	34
Connecticut	*	4-6	0-0	0-0	7	4	8	0	1	2	0	36
Marquette	*	3-8	0-0	2-3	8	5	8	1	4	2	2	24
West Virginia												
DePaul												
Rutgers												
Villanova												
West Virginia												
St. John's												
Georgetown												
Providence												

Career Stats vs. The BIG EAST

Opponent	GP-GS	Min.	FG-A	3PT-A	FTA	Reb.	A	PF	B	S	Pts.
Cincinnati	4-1	50	9-15	0-0	1-3	18/4.5	0	2	5	1	19/4.8
Connecticut	6-2	101	9-20	0-0	4-5	27/4.5	1	11	3	1	22/3.7
DePaul	1-0	7	1-2	0-0	1-2	1/1.0	1	3	0	0	3/3.0
Georgetown	2-0	17	3-3	0-0	0-0	4/2.0	0	0	0	0	6/3.0
Louisville	4-1	94	14-20	0-0	6-8	24/6.0	1	13	4	4	34/8.5
Marquette	3-1	35	3-10	0-0	2-3	11/3.7	1	7	2	2	8/2.7
Pittsburgh	3-1	55	4-9	0-0	2-5	19/6.3	1	8	4	1	10/3.3
Providence	1-0	8	1-2	0-0	0-0	2/2.0	2	0	0	0	2/2.0
Rutgers	2-1	36	5-7	0-0	1-3	10/5.0	0	3	1	1	11/5.5
St. John's	3-0	29	2-5	0-0	3-6	8/2.7	0	4	2	1	7/2.3
Seton Hall	2-1	39	4-6	0-0	5-8	12/6.0	0	6	2	1	13/6.5
USF	3-1	47	16-21	0-0	2-5	15/5.0	3	3	3	1	34/11.3
Syracuse	2-1	47	7-11	0-0	7-10	12/6.0	0	5	3	0	21/10.5
Villanova	2-0	14	0-0	0-0	0-0	5/2.5	1	1	1	0	0/0.0
West Virginia	1-0	9	0-2	0-0	0-0	3/3.0	1	1	0	0	0/0.0

Career Statistics

Season	GP-GS	Min	Avg	FG-A	Pct	3FG-A	Pct	FT-A	Pct	O-D-TOT	Avg	PF-FO	Ast	TO	Blk	Stl	Pts	Avg
2009-10	21-0	111	5.3	8-20	.400	0-0	.000	4-12	.333	22-15-37	1.8	19-1	1	4	5	3	20	1.0
2010-11	34-0	351	10.3	55-84	.655	0-0	.000	15-29	.517	53-53-106	3.1	51-0	11	11	18	8	125	3.7
2011-12	22-20	584	26.5	85-146	.582	0-0	.000	63-88	.716	82-103-185	8.4	57-3	18	36	33	16	233	10.6
TOTAL	77-20	1046	13.6	148-250	.592	0-0	.000	82-129	.636	157-171-328	4.3	127-4	30	51	56	27	378	4.9

Career BIG EAST Statistics

Season	GP-GS	Min	Avg	FG-A	Pct	3FG-A	Pct	FT-A	Pct	O-D-TOT	Avg	PF-FO	Ast	TO	Blk	Stl	Pts	Avg
2009-10	9-0	59	6.6	4-6	.667	0-0	.000	1-4	.250	7-8-15	1.7	14-1	0	1	2	2	9	1.0
2010-11	18-0	177	9.8	25-40	.625	0-0	.000	4-11	.364	23-27-50	2.8	23-0	5	4	8	3	54	3.0
2011-12	10-10	321	32.1	45-82	.549	0-0	.000	29-43	.674	45-48-93	9.3	29-2	7	18	17	7	119	11.9
TOTAL	37-10	557	15.1	74-128	.578	0-0	.000	34-58	.586	75-83-158	4.3	66-3	12	23	27	12	182	4.9

Game #5												
#21/21 Missouri 87, Notre Dame 58												
Kansas City, Mo. (Sprint Center)												
Progressive CBE Classic Semifinal • November 21, 2011												
Missouri	FG-A	3FG-A	FTA	REB	PF	TP	A	TO	BK	ST	MIN	
Ricardo Ratliffe	6-9	0-0	0-0	1-7-8	3	12	2	0	1	2	21	
Phil Pressey	6-10	1-2	4-4	0-4-4	0	17	2	0	0	2	33	
Matt Pressey	2-7	0-1	3-4	1-4-5	3	7	1	1	0	1	23	
Marcus Denmon	9-11	2-3	6-7	0-4-4	3	26	0	1	0	0	25	
Kim English	4-5	2-2	0-0	1-5-6	2	10	4	3	2	2	34	
Michael Dixon	3-10	0-3	0-0	0-5-5	1	6	2	2	0	2	34	
Kadeem Green	1-1	0-0	3-4	0-2-2	3	5	0	0	0	0	8	
Jarrett Sutton	0-0	0-0	0-0	0-0-0	0	0	0	0	0	0	4	
Steve Moore	1-2	0-0	2-2	0-2-2	2	4	1	1	2	1	16	
Andy Rosburg	0-0	0-0	0-0	0-0-0	0	0	0	0	0	0	2	
Team				1-1-2								
Totals	32-55	5-11	18-21	4-34-38	17	87	12	8	5	10	200	
Total FG%	1st Half: 19-30, 63.3%			2nd Half: 13-25, 52.0%			Game: 58.2%					
3-PT FG%	1st Half: 3-7, 42.9%			2nd Half: 2-4, 50.0%			Game: 45.5%					
FT %	1st Half: 11-13, 84.6%			2nd Half: 7-8, 87.5%			Game: 85.7%					
Deadball Rebounds:	3											

Notre Dame	FG-A	3FG-A	FTA	REB	PF	TP	A	TO	BK	ST	MIN	
Tim Abramaitis	9-18	0-4	4-5	2-6-8	2	22	3	4	0	0	38	
Jack Cooley	0-1	0-0	0-0	0-1-1	1	0	0	0	0	3	18	
Eric Atkins	2-8	1-1	2-2	0-1-1	3	7	1	3	0	0	32	
Scott Martin	3-8	1-3	5-6	1-4-5	2	12	1	2	0	2	31	
Jerian Grant	3-8	0-2	0-1	0-1-1	2	6	2	2	0	0	27	
Alex Dragicevich	0-2	0-2	0-0	0-0-0	3	0	0	1	0	0	10	
Pat Connaughton	2-4	1-2	2-3	1-4-5	1	7	0	0	1	0	26	
Joey Brooks	1-5	1-2	1-2	0-1-1	2	4	1	1	0	0	14	
Mike Broghammer	0-0	0-0	0-0	0-1-1	0	0	0	0	0	0	4	
Team				1-0-1								
Totals	20-54	4-16	14-19	5-19-24	16	58	8	13	1	5	200	
Total FG%	1st Half: 13-26, 50.0%			2nd Half: 7-28, 25.0%			Game: 37.0%					
3-PT FG%	1st Half: 2-5, 40.0%			2nd Half: 2-11, 18.2%			Game: 25.0%					
FT %	1st Half: 9-11, 81.8%			2nd Half: 5-8, 62.5%			Game: 73.7%					
Deadball Rebounds:	0											

SCORE BY PERIODS

	1	2	F
Missouri	52	35	87
Notre Dame	37	21	58

OFFICIALS: Rick Hartzell, Tim Gattis, Brent Dugas
TECHNICALS: Missouri - None. Notre Dame - None.
ATTENDANCE: 11,436

Notes: Missouri and Notre Dame met for the ninth time and the first time since Jan. 12, 1995 ... With the win, the Tigers lead the all-time series 7-2 ... Tim Abramaitis returned to the Irish lineup and registered the 22nd 20-plus scoring effort of his career ... Notre Dame's 29-point deficit was the largest since a 31-point loss (101-70) to Connecticut on Jan. 12, 1999 ... Notre Dame has now made a three-point field goal in 413 consecutive games ... Abramaitis led the Irish in scoring for the 17th time in his career ... Scott Martin netted double figures for the fourth time in five games and 36th time in his career ... Notre Dame used its fourth different starting lineup of the season.

Game #7												
Notre Dame 84, Bryant 59												
Notre Dame, Ind. (Purcell Pavilion)												
November 27, 2011												
Bryant	FG-A	3FG-A	FTA	REB	PF	TP	A	TO	BK	ST	MIN	
Alex Francis	10-22	0-0	2-3	2-4-6	1	22	0	3	0	0	33	
Claybrin McMath	3-7	1-3	0-0	1-0-1	1	7	0	0	0	0	25	
Corey Maynard	4-10	2-8	1-2	0-7-7	3	11	4	1	0	2	34	
Troy Robinson	0-3	0-2	0-0	1-4-5	3	0	1	1	0	0	33	
Frankie Dobbs	3-14	3-10	4-4	4-4-8	2	13	7	1	0	2	38	
Erick Smith	0-0	0-0	0-0	0-0-0	0	0	0	0	0	0	2	
Dan Calandrillo	1-3	0-2	0-0	0-0-0	0	2	0	0	0	0	5	
Raphael Jordan	0-1	0-0	0-0	0-0-0	0	0	0	0	0	0	1	
Jordan Harris	1-2	0-1	0-0	1-0-1	2	2	0	0	0	0	10	
Vlad Kondratyev	1-2	0-0	0-2	0-2-2	2	2	0	1	0	0	9	
Ben Allit	0-1	0-0	0-0	0-0-0	0	0	0	2	1	0	10	
Team				1-2-3								
Totals	23-65	6-26	7-11	10-23-33	14	59	12	9	1	4	200	
Total FG%	1st Half: 12-35, 34.3%			2nd Half: 11-30, 36.7%			Game: 35.4%					
3-PT FG%	1st Half: 3-12, 25.0%			2nd Half: 3-14, 21.4%			Game: 23.1%					
FT %	1st Half: 1-1, 100.0%			2nd Half: 6-10, 60.0%			Game: 63.6%					
Deadball Rebounds:	1											

Notre Dame	FG-A	3FG-A	FTA	REB	PF	TP	A	TO	BK	ST	MIN	
Eric Atkins	5-10	3-4	5-7	2-2-4	0	18	9	2	0	2	36	
Scott Martin	5-12	1-4	1-2	1-7-8	3	12	0	1	0	1	28	
Jerian Grant	3-7	2-4	4-4	2-9-11	0	12	7	1	0	1	33	
Pat Connaughton	1-5	0-1	0-0	0-3-3	0	2	3	1	0	0	24	
Joey Brooks	5-7	2-2	1-2	1-5-6	3	13	2	2	3	0	24	
Patrick Crowley	0-2	0-2	0-0	0-0-0	0	0	0	0	0	0	2	
Alex Dragicevich	5-11	3-8	0-0	0-4-4	1	13	0	1	0	0	25	
Tom Knight	2-3	0-0	0-0	0-0-0	2	4	1	0	0	0	8	
Mike Broghammer	3-4	0-0	0-0	4-0-4	1	6	1	0	0	0	10	
Jack Cooley	2-3	0-0	0-0	0-2-2	1	4	1	2	0	0	10	
Team				1-3-4								
Totals	31-64	11-25	11-15	11-35-46	11	84	24	10	3	4	200	
Total FG%	1st Half: 18-36, 50.0%			2nd Half: 13-28, 46.4%			Game: 48.4%					
3-PT FG%	1st Half: 7-13, 53.8%			2nd Half: 4-12, 33.3%			Game: 44.0%					
FT %	1st Half: 4-6, 66.7%			2nd Half: 7-9, 77.8%			Game: 73.3%					
Deadball Rebounds:	3											

SCORE BY PERIODS

	1	2	F
Bryant	28	31	59
Notre Dame	47	37	84

OFFICIALS: James Breeding, Rob Riley, Evon Burroughs
TECHNICALS: Bryant - TEAM. Notre Dame - None.
ATTENDANCE: 7,138

Notes: Notre Dame won its 24th straight home game with the victory ... The Irish used its fourth different starting lineup in the last five games ... Notre Dame had five players in double figures for the first time this season ... The 47 first-half points were the most for an Irish team in the first half of play ... Eric Atkins reached double figures for the fourth time while his nine assists were a career high ... Joey Brooks' 13 points matched a career high ... Alex Dragicevich reached double figures for the second time ... Jerian Grant's 12 points and career-high 11 rebounds marked his first career double double.

Game #6												
Georgia 61, Notre Dame 57												
Kansas City, Mo. (Sprint Center)												
Progressive CBE Classic Consolation • November 22, 2011												
Notre Dame	FG-A	3FG-A	FTA	REB	PF	TP	A	TO	BK	ST	MIN	
Tim Abramaitis	1-12	0-7	4-4	0-6-6	5	6	2	2	0	1	38	
Jack Cooley	1-1	0-0	0-3	1-5-6	2	2	0	1	2	1	22	
Eric Atkins	4-8	1-1	3-4	1-1-2	3	12	1	4	0	2	38	
Scott Martin	2-9	0-5	2-2	1-2-3	3	6	0	1	1	1	24	
Jerian Grant	4-7	2-4	10-11	1-4-5	2	20	4	0	0	1	39	
Alex Dragicevich	0-1	0-0	0-0	0-0-0	1	0	0	0	0	0	7	
Pat Connaughton	4-7	1-3	2-4	0-0-0	0	11	0	0	0	0	18	
Joey Brooks	0-1	0-0	0-0	0-0-0	0	0	0	0	0	0	3	
Mike Broghammer	0-0	0-0	0-0	0-0-0	0	0	0	0	0	0	1	
Team				1-0-1								
Totals	16-46	4-20	21-28	5-18-23	16	57	7	8	3	7	200	
Total FG%	1st Half: 8-21, 38.1%			2nd Half: 8-25, 32.0%			Game: 34.8%					
3-PT FG%	1st Half: 2-10, 20.0%			2nd Half: 2-10, 20.0%			Game: 20.0%					
FT %	1st Half: 11-14, 78.6%			2nd Half: 10-14, 71.4%			Game: 75.0%					
Deadball Rebounds:	3											

Georgia	FG-A	3FG-A	FTA	REB	PF	TP	A	TO	BK	ST	MIN	
Donte' Williams	4-11	0-0	1-5	3-4-7	3	9	0	2	0	2	32	
John Floures	0-1	0-0	0-0	0-1-1	2	0	1	0	1	1	12	
Kentavious Caldwell-Pope	5-12	4-9	2-4	1-4-5	3	16	0	3	0	1	31	
Dustin Ware	2-7	2-5	2-2	0-2-2	2	8	2	1	0	1	29	
Vincent Williams	3-5	2-3	0-0	0-1-1	1	8	2	0	0	0	16	
Marcus Thornton	0-4	0-1	0-0	3-5-8	4	0	2	1	0	0	24	
Connor Nolte	0-0	0-0	0-0	0-0-0	0	0	0	0	0	0	4	
Gerald Robinson	3-6	1-3	0-0	1-3-4	3	7	6	5	0	2	25	
Sherrard Brantley	1-3	1-3	0-0	0-0-0	1	3	1	1	0	0	12	
John Cannon	0-0	0-0	0-0	0-0-0	1	0	0	0	0	0	1	
Nemanja Djuricic	4-4	2-2	0-0	0-3-3	2	10	0	3	0	0	14	
Team				3-3-6								
Totals	22-53	12-26	5-11	11-26-37	22	61	14	14	3	5	200	
Total FG%	1st Half: 12-31, 38.7%			2nd Half: 10-22, 45.5%			Game: 41.5%					
3-PT FG%	1st Half: 7-17, 41.2%			2nd Half: 5-9, 55.6%			Game: 46.2%					
FT %	1st Half: 0-0, 0.0%			2nd Half: 5-11, 45.5%			Game: 45.5%					
Deadball Rebounds:	4											

SCORE BY PERIODS

	1	2	F
Notre Dame	29	28	57
Georgia	31	30	61

OFFICIALS: Sean Casey, Kyle Ingram, Marc Ellard
TECHNICALS: Notre Dame - None. Georgia - None.
ATTENDANCE: 10,747

Notes: This was the third meeting ever

Game #9 Maryland 78, Notre Dame 71
Washington, D.C. (Verizon Center)
BB&T Classic • December 4, 2011

Notre Dame	FG-A	3FG-A	FT-A	REB	PF	TP	A	TO	BK	ST	MIN
Tom Knight	2-3	0-0	0-0	0-0-0	2	4	0	0	0	0	9
Joey Brooks	2-6	0-1	3-4	2-1-3	3	7	1	0	0	0	26
Eric Atkins	5-16	3-7	3-4	0-2-2	3	16	2	1	0	0	40
Scott Martin	2-6	1-4	2-2	2-2-4	5	7	3	2	0	0	31
Jerian Grant	8-13	0-3	4-6	1-3-4	3	20	3	2	0	2	39
Alex Dragicevich	3-5	2-4	0-0	0-0-0	2	8	1	1	2	0	14
Pat Connaughton	2-4	1-2	4-4	3-3-6	3	9	0	0	0	1	25
Mike Broghammer	0-2	0-0	0-2	2-5-7	1	0	0	0	2	0	16
Team				1-3-4							1
Totals	24-55	7-21	16-22	11-19-30	22	71	10	7	4	3	200
Total FG%	1st Half: 11-30, 36.7%			2nd Half: 13-25, 52.0%				Game: 43.6%			
3-PT FG%	1st Half: 3-12, 25.0%			2nd Half: 4-9, 44.4%				Game: 33.3%			
FT %	1st Half: 5-10, 50.0%			2nd Half: 11-12, 91.7%				Game: 72.7%			

Maryland	FG-A	3FG-A	FT-A	REB	PF	TP	A	TO	BK	ST	MIN
Sean Mosley	5-8	2-3	5-6	2-4-6	3	17	3	0	1	0	36
James Padgett	3-11	0-0	5-8	4-6-10	1	11	1	2	1	0	31
Berend Weijis	2-4	0-0	3-4	5-1-6	3	7	0	0	0	0	21
Nick Faust	1-5	1-1	0-4	0-1-1	4	3	0	3	0	0	29
Terrell Stoglin	11-20	3-4	6-7	1-4-5	2	31	2	1	0	1	37
Mychal Parker	1-3	1-2	6-6	3-4-7	1	9	2	2	0	0	28
Spencer Barks	0-1	0-0	0-0	0-0-0	0	0	0	0	0	0	3
John Auslander	0-1	0-0	0-0	0-2-2	2	0	1	0	0	0	10
Jonathan Thomas	0-0	0-0	0-0	0-0-0	0	0	0	0	0	0	4
Ashton Pankey	0-1	0-0	0-0	0-0-0	0	0	0	0	0	0	1
Team				2-1-3							0
Totals	23-54	7-10	25-35	17-23-40	16	78	9	8	2	1	200
Total FG%	1st Half: 12-25, 48.0%			2nd Half: 11-29, 37.9%				Game: 42.6%			
3-PT FG%	1st Half: 4-5, 80.0%			2nd Half: 3-5, 60.0%				Game: 70.0%			
FT %	1st Half: 7-11, 63.6%			2nd Half: 18-24, 75.0%				Game: 71.4%			

SCORE BY PERIODS

	1	2	F
Notre Dame	30	41	71
Maryland	35	43	78

OFFICIALS: Carl Hess, Bryan Kersey, Pat Adams
TECHNICALS: Notre Dame - None. Maryland - None.
ATTENDANCE: 10,714

Notes: This was the 19th meeting between the two schools ... Notre Dame had won the previous two matchups ... The Irish fell to 7-4 all-time at the Verizon Center under coach Mike Brey ... The starting lineup against the Terrapins was the sixth different one used in the first nine contests ... Tom Knight made his first career start ... Jack Cooley missed the game due to illness ... The seven turnovers marked a season-low to date ... Eric Atkins netted double figures for the fifth time and played a career-high 40 minutes ... Mike Broghammer's seven rebounds were a personal best and marked the first time in his career that he led the Irish in rebounding ... Jerian Grant's 20 points matched a career high and marked the second time in his career that he scored 20 points.

Game #11 Notre Dame 65, Dartmouth 47
Notre Dame, Ind. (Purcell Pavilion)
December 10, 2011

Dartmouth	FG-A	3FG-A	FT-A	REB	PF	TP	A	TO	BK	ST	MIN
Gabas Maldunas	5-12	0-0	2-2	5-4-9	3	12	0	6	1	1	28
Jvonte Brooks	1-3	0-0	5-6	0-5-5	4	7	1	0	0	0	23
Jabari Trotter	1-1	0-0	0-0	0-0-0	2	2	1	1	0	0	20
R.J. Griffin	2-11	1-4	0-0	0-1-1	2	5	1	0	0	1	33
David Rufful	2-8	1-4	0-0	0-3-3	2	5	3	3	0	1	23
John Golden	0-3	0-2	4-4	1-3-4	1	4	1	2	0	0	21
Tyler Melville	1-1	0-0	0-0	0-1-1	0	2	0	0	0	0	5
Kirk Crecco	2-6	1-2	1-1	2-1-3	0	6	2	1	0	0	15
Will McConnell	0-0	0-0	0-0	0-0-0	0	0	0	0	0	0	2
Mack McKearney	1-2	1-2	0-0	0-5-5	1	3	1	0	0	0	18
Matt LaBove	0-3	0-0	1-2	0-1-1	2	1	0	0	0	0	12
Team				0-2-2							1
Totals	15-50	4-14	13-15	8-26-34	15	47	10	15	1	4	200
Total FG%	1st Half: 6-23, 26.1%			2nd Half: 9-27, 33.3%				Game: 30.0%			
3-PT FG%	1st Half: 2-8, 25.0%			2nd Half: 2-6, 33.3%				Game: 28.6%			
FT %	1st Half: 10-11, 90.9%			2nd Half: 3-4, 75.0%				Game: 86.7%			

Notre Dame	FG-A	3FG-A	FT-A	REB	PF	TP	A	TO	BK	ST	MIN
Tom Knight	2-6	0-0	4-4	2-3-5	1	8	1	1	3	1	25
Jack Cooley	9-11	0-0	4-4	3-6-9	2	22	1	1	4	1	25
Eric Atkins	0-8	0-3	0-0	0-4-4	1	0	3	1	0	1	33
Alex Dragicevich	5-9	2-5	3-4	0-3-3	1	15	2	0	1	1	25
Pat Connaughton	1-6	1-6	0-0	1-3-4	0	3	3	1	0	0	27
Patrick Crowley	0-2	0-0	0-0	0-0-0	0	0	0	0	0	0	2
Jerian Grant	0-8	0-6	0-0	0-3-3	2	0	4	1	1	2	30
Joey Brooks	5-6	0-0	3-3	1-3-4	3	13	2	1	0	0	22
Mike Broghammer	2-3	0-0	0-0	1-1-2	5	4	0	1	2	1	11
Team				1-1-2							0
Totals	24-59	3-20	14-15	9-27-36	15	65	16	7	11	8	200
Total FG%	1st Half: 14-30, 46.7%			2nd Half: 10-29, 34.5%				Game: 40.7%			
3-PT FG%	1st Half: 0-6, 0.0%			2nd Half: 3-14, 21.4%				Game: 15.0%			
FT %	1st Half: 9-10, 90.0%			2nd Half: 5-5, 100.0%				Game: 93.3%			

SCORE BY PERIODS

	1	2	F
Dartmouth	24	23	47
Notre Dame	37	28	65

OFFICIALS: Brent Hampton, Gary Prager, Bill McCarthy
TECHNICALS: Dartmouth - None. Notre Dame - None.
ATTENDANCE: 7,651

Notes: This was the fifth meeting all-time between Notre Dame and Dartmouth and the first since the 1997-98 campaign ... The Irish have won all five encounters with the Big Green ... Notre Dame is 43-4 all-time against Ivy League opponents ... The Irish upped their home win streak to 26 games ... Notre Dame used its seventh different starting lineup of the season ... the Fighting Irish limited the Big Green to 30.0% (15-50) shooting in the game, which is the lowest shooting percentage of the season for an Irish opponent ... junior forward Jack Cooley scored a career-high 22 points for the second straight game ... Notre Dame blocked a season-high 11 shots ... the Irish matched a season-low total with seven turnovers.

Game #10 Notre Dame 87, Maine 78
Notre Dame, Ind. (Purcell Pavilion)
December 8, 2011

Maine	FG-A	3FG-A	FT-A	REB	PF	TP	A	TO	BK	ST	MIN
Alasdair Fraser	8-13	0-0	1-2	1-6-7	5	17	1	2	0	0	26
Kilian Cato	0-3	0-2	0-0	1-0-1	5	0	2	0	0	0	30
Andrew Rogers	2-3	2-3	0-0	0-1-1	1	6	7	1	0	0	24
Justin Edwards	9-19	1-4	1-1	3-3-6	2	20	4	0	0	3	38
Gerald McLenore	11-16	3-6	2-2	0-2-2	1	27	1	2	0	3	39
Jon McAllian	0-0	0-0	0-0	0-1-1	1	0	1	0	0	0	4
Raheem Singleton	1-4	0-1	0-0	0-4-4	2	2	3	1	0	0	19
Xavier Pollard	0-0	0-0	0-0	0-0-0	1	0	0	0	0	0	0+
Svetoslav Chetinov	3-5	0-0	0-0	0-0-0	2	6	0	2	0	1	20
Team				2-2-4							1
Totals	34-63	6-16	4-5	7-19-26	20	78	19	9	0	7	200
Total FG%	1st Half: 18-30, 60.0%			2nd Half: 16-33, 48.5%				Game: 54.0%			
3-PT FG%	1st Half: 4-8, 50.0%			2nd Half: 2-8, 25.0%				Game: 37.5%			
FT %	1st Half: 1-2, 50.0%			2nd Half: 3-3, 100.0%				Game: 80.0%			

Notre Dame	FG-A	3FG-A	FT-A	REB	PF	TP	A	TO	BK	ST	MIN
Tom Knight	2-6	0-0	3-5	1-1-2	2	7	2	2	1	1	23
Eric Atkins	9-15	5-7	3-4	0-2-2	0	26	6	1	0	0	40
Scott Martin	2-4	0-2	0-0	0-0-0	0	4	1	1	0	0	9
Jerian Grant	2-3	1-1	1-2	0-4-4	1	6	2	2	1	1	23
Joey Brooks	1-2	0-0	0-0	0-1-1	1	2	1	1	0	0	10
Alex Dragicevich	4-10	2-8	4-4	0-2-2	0	14	3	0	1	0	31
Pat Connaughton	1-4	0-2	2-2	2-3-5	0	4	0	1	0	0	26
Mike Broghammer	1-1	0-0	0-2	0-1-1	1	2	2	1	0	1	11
Jack Cooley	7-11	0-0	8-9	6-8-14	3	22	1	1	2	0	27
Team				3-0-3							0
Totals	29-56	8-20	21-28	12-22-34	8	87	18	10	5	3	200
Total FG%	1st Half: 17-32, 53.1%			2nd Half: 12-24, 50.0%				Game: 51.8%			
3-PT FG%	1st Half: 5-11, 45.5%			2nd Half: 3-9, 33.3%				Game: 40.0%			
FT %	1st Half: 5-5, 100.0%			2nd Half: 16-23, 69.6%				Game: 75.0%			

SCORE BY PERIODS

	1	2	F
Maine	41	37	78
Notre Dame	44	43	87

OFFICIALS: Jim Burr, Tony Chiazza, Ed Hightower
TECHNICALS: Maine - None. Notre Dame - None.
ATTENDANCE: 7,024

Notes: This was the third meeting ever between the Irish and the Black Bears ... Jack Cooley notched his second career double-double ... Cooley's 22 points marked a career high as he became the sixth different Notre Dame player to score 20-plus points in a game this season ... His 14 rebounds marked the third time in his career with 10-plus rebounds ... The Irish extended their home court win streak to 25 games which marks the second-longest home win streak at Purcell Pavilion ... Eric Atkins' 26 points were one point shy of a career and was the second career 20-plus point outing ... His five three-pointers were a career best ... Alex Dragicevich netted double figures for the third time in his career ... Tom Knight's seven points matched a career high ... Scott Martin left the game in the first half and did not return with a mild concussion.

Game #12 #18/20 Indiana 69, Notre Dame 58
Indianapolis, Ind. (Conseco Fieldhouse)
Crossroads Classic • December 17, 2011

Notre Dame	FG-A	3FG-A	FT-A	REB	PF	TP	A	TO	BK	ST	MIN
Eric Atkins	5-12	0-0	5-6	1-1-2	1	15	2	2	0	3	40
Alex Dragicevich	3-6	3-5	0-0	1-1-2	2	9	0	3	0	0	33
Scott Martin	1-4	0-1	4-8	0-7-7	2	6	2	3	0	0	36
Jerian Grant	2-10	1-4	9-10	0-4-4	3	14	4	0	1	0	36
Jack Cooley	4-5	0-0	4-5	2-3-5	5	12	0	2	1	1	21
Pat Connaughton	1-3	0-1	0-1	2-2-4	4	2	1	1	0	1	22
Tom Knight	0-1	0-0	0-2	0-0-0	1	0	0	0	0	0	5
Joey Brooks	0-1	0-0	0-0	0-0-0	0	0	0	1	0	0	4
Mike Broghammer	0-0	0-0	0-0	0-0-0	2	0	0	0	0	0	3
Team				1-3-4							0
Totals	16-42	4-11	22-32	7-21-28	20	58	9	10	5	6	200
Total FG%	1st Half: 4-20, 20.0%			2nd Half: 12-22, 54.5%				Game: 38.1%			
3-PT FG%	1st Half: 3-8, 37.5%			2nd Half: 1-3, 33.3%				Game: 36.4%			
FT %	1st Half: 9-13, 69.2%			2nd Half: 13-19, 68.4%				Game: 68.8%			

Notre Dame 106, Sacred Heart 65												
Notre Dame, Ind. (Purcell Pavilion)												
December 19, 2011												
Game #13	FG-A	3FG-A	FTA	REB	PF	TP	A	TO	BK	ST	MIN	
Sacred Heart	1-5	0-1	2-2	2-3-5	5	4	0	2	0	0	16	
Justin Swidowski	3-5	0-0	2-2	2-3-5	3	8	2	2	0	0	21	
Femi Akinpetide	1-9	0-0	2-2	0-0-0	1	4	2	3	0	0	26	
Evan Kelley	1-3	0-0	2-2	1-1-2	1	4	0	1	0	0	24	
Chris Evans	8-16	3-8	3-3	0-3-3	0	22	4	2	1	1	24	
Shane Gibson	1-3	1-3	0-0	0-1-1	0	3	4	2	0	0	23	
Phil Gaetano	1-1	0-0	2-2	1-1-2	5	4	0	0	0	0	14	
Louis Montes	2-4	1-1	0-0	0-2-2	5	5	0	0	0	0	14	
Nick Greenbacker	2-5	1-4	2-2	0-0-0	0	7	0	0	0	0	14	
Steve Glowiak	2-5	0-0	0-0	0-1-1	3	4	4	0	0	0	24	
Stan Dulaire				1-2-3								
Totals	22-56	6-17	15-15	7-17-24	23	65	16	12	1	1	200	
Total FG%	1st Half: 11-25, 44.0%			2nd Half: 11-31, 35.5%				Game: 39.3%				
3-PT FG%	1st Half: 5-10, 50.0%			2nd Half: 1-7, 14.3%				Game: 35.3%				
FT %	1st Half: 10-10, 100.0%			2nd Half: 5-5, 100.0%				Game: 100.0%				
Deadball Rebounds: 0												

Notre Dame	FG-A	3FG-A	FTA	REB	PF	TP	A	TO	BK	ST	MIN	
Jack Cooley	7-7	0-0	5-6	5-3-8	1	19	0	0	3	0	25	
Eric Atkins	4-7	1-3	4-6	2-2-4	1	13	9	0	0	2	29	
Alex Dragicevich	4-8	2-5	2-2	0-5-5	1	12	1	3	1	0	28	
Scott Martin	3-6	0-1	3-4	0-5-5	2	9	1	0	0	2	23	
Jerian Grant	5-10	3-4	2-2	0-2-2	1	15	7	0	0	1	31	
Patrick Crowley	2-3	1-1	0-0	1-0-1	0	5	1	0	0	0	4	
Pat Connaughton	1-4	1-2	2-2	0-2-2	1	5	0	0	0	0	20	
Tom Knight	3-4	0-0	3-4	0-1-1	1	9	2	1	0	0	11	
Joey Brooks	3-5	1-1	5-5	1-1-2	2	12	3	0	0	1	17	
Mike Broghammer	3-3	0-0	1-3	1-5-6	1	7	1	0	1	0	12	
Team				0-1-1								
Totals	35-57	9-17	27-34	10-27-37	11	106	25	4	5	6	200	
Total FG%	1st Half: 17-30, 56.7%			2nd Half: 18-27, 66.7%				Game: 61.4%				
3-PT FG%	1st Half: 3-8, 37.5%			2nd Half: 6-9, 66.7%				Game: 52.9%				
FT %	1st Half: 11-14, 78.6%			2nd Half: 16-20, 80.0%				Game: 79.4%				
Deadball Rebounds: 2												

SCORE BY PERIODS

	1	2	F
Sacred Heart	37	28	65
Notre Dame	48	58	106

OFFICIALS: John Gaffney, Chris Beaver, Tony Crisp
TECHNICALS: Sacred Heart - None. Notre Dame - None.
ATTENDANCE: 7,042

Notes: This was the second meeting ever between the two schools ... Notre Dame improved its home win streak to 27 games, the second-longest in program history at Purcell Pavilion at the Joyce Center ... The Irish's season-high 106 points marked the first time the Irish topped the 100-point mark since Nov. 17, 2010 (a 102-62 win over Chicago State) and were the most points by a Notre Dame since a 108-62 victory against Northern Illinois on Dec. 8, 2007 ... Irish teams have now topped the 100-point plateau 14 times under Mike Brey ... Notre Dame had five players in double figures for the fifth time this season ... The 41-point margin of victory was the largest of the season ... The Irish shot a season-best 61.4 percent from the field ... Notre Dame's four turnovers were a season low, while its 25 assists were a season high ... Eric Atkins' nine assists matched a career high ... With his 19 points, Jack Cooley extended his double-figure scoring streak to a career-best four games ... Jerian Grant reached double figures for the 10th time ... Tom Knight's nine points were a career high.

Cincinnati 71, Notre Dame 55												
Cincinnati, Ohio (Fifth Third Arena)												
January 4, 2012 • BIG EAST												
Game #15	FG-A	3FG-A	FTA	REB	PF	TP	A	TO	BK	ST	MIN	
Notre Dame	7-12	0-0	1-3	8-3-11	0	15	0	2	3	1	29	
Jack Cooley	3-10	2-5	0-0	0-3-3	1	8	2	2	0	2	40	
Eric Atkins	2-11	0-6	2-2	0-2-2	2	6	1	0	0	0	22	
Alex Dragicevich	0-6	0-3	0-0	3-5-8	2	0	2	3	1	0	29	
Scott Martin	5-12	2-8	5-5	0-2-2	3	17	4	3	0	1	37	
Jerian Grant	0-0	0-0	0-0	0-0-0	0	0	0	0	0	0	0	
Patrick Crowley	2-6	1-5	0-0	1-3-4	3	5	0	1	0	0	15	
Pat Connaughton	2-4	0-0	0-1	1-2-3	1	4	0	2	0	0	12	
Tom Knight	0-2	0-1	0-0	1-3-4	2	0	2	0	0	0	16	
Joey Brooks				0-1-1								
Team				0-1-1								
Totals	21-63	5-28	8-11	14-24-38	14	55	11	13	4	4	200	
Total FG%	1st Half: 9-28, 32.1%			2nd Half: 12-35, 34.3%				Game: 33.3%				
3-PT FG%	1st Half: 1-10, 10.0%			2nd Half: 4-18, 22.2%				Game: 17.9%				
FT %	1st Half: 2-4, 50.0%			2nd Half: 6-7, 85.7%				Game: 72.7%				
Deadball Rebounds: 1,2												

Cincinnati	FG-A	3FG-A	FTA	REB	PF	TP	A	TO	BK	ST	MIN	
Justin Jackson	4-9	0-2	1-3	0-2-2	3	9	5	1	0	5	27	
Cashmere Wright	5-13	1-7	7-7	1-2-3	1	18	3	1	0	2	35	
Dion Dixon	4-10	1-6	0-0	1-5-6	2	9	3	1	0	1	30	
Sean Kilpatrick	3-8	3-5	2-2	0-5-5	2	11	1	1	0	1	31	
Jaquon Parker	4-6	2-3	0-2	0-0-0	0	10	0	0	0	0	15	
Jeremiah Davis	0-0	0-0	0-0	0-2-2	1	0	0	0	1	0	7	
Cheikh Mbodj	1-3	1-2	0-0	0-1-1	0	3	0	0	0	2	9	
Ge'Lawn Guyn	0-0	0-0	0-0	0-0-0	0	0	0	0	0	0	2	
Jermaine Sanders	3-4	0-0	0-0	3-5-8	4	6	1	2	3	0	21	
Yancy Gates				2-2-4								
Team				2-2-4								
Totals	25-57	8-27	13-18	9-29-38	15	71	13	9	4	11	200	
Total FG%	1st Half: 13-31, 41.9%			2nd Half: 12-26, 46.2%				Game: 43.9%				
3-PT FG%	1st Half: 4-16, 25.0%			2nd Half: 4-11, 36.4%				Game: 29.6%				
FT %	1st Half: 1-2, 50.0%			2nd Half: 12-16, 75.0%				Game: 72.2%				
Deadball Rebounds: 2,1												

SCORE BY PERIODS

	1	2	F
Notre Dame	21	34	55
Cincinnati	31	40	71

OFFICIALS: Ed Corbett, Michael Stephens, Brent Hampton
TECHNICALS: Notre Dame - None. Cincinnati - None.
ATTENDANCE: 10,142

Notes: This was the 12th meeting between the two schools ... Notre Dame leads the series 8-4 and the loss snapped a three-game win streak for the Irish ... Notre Dame has now lost the last three games it has played against the Bearcats in Cincinnati ... The Irish extended their streak with at least one three-pointer in a game to 423 ... Jack Cooley notched his third double-double of his career and notched double figures in scoring for the fifth time in the last six games ... He also recorded his fifth double-digit rebounding effort of the season and has led the Irish rebounding 10 times ... Jerian Grant recorded double figures in scoring for the 12th time and has scored in double figures in each of the last four games ... Scott Martin's eight rebounds matched a season high.

Notre Dame 72, #22/22 Pittsburgh 59												
Notre Dame, Ind. (Purcell Pavilion)												
December 27, 2011 • BIG EAST												
Game #14	FG-A	3FG-A	FTA	REB	PF	TP	A	TO	BK	ST	MIN	
Pittsburgh	2-3	0-0	0-0	0-4-4	4	4	1	1	0	1	13	
Dante Taylor	5-12	0-0	2-4	2-4-6	2	12	2	1	0	0	34	
Nasir Robinson	2-4	0-0	1-2	2-0-2	0	5	0	1	0	0	32	
Cameron Wright	5-10	0-2	2-2	2-0-2	3	12	5	0	0	0	14	
Ashton Gibbs	3-8	0-2	2-2	1-5-6	3	8	1	2	0	1	28	
Lamar Patterson	0-5	0-3	0-0	0-0-0	0	0	2	2	0	0	18	
Tray Woodall	2-5	1-4	0-0	0-0-0	4	5	3	0	0	0	18	
John Johnson	5-10	0-0	3-4	8-4-12	2	13	0	2	1	0	28	
Talib Zanna	0-3	0-3	0-0	1-2-3	2	0	0	0	0	0	15	
JJ. Moore				1-3-4								
Team				1-3-4								
Totals	24-60	1-14	10-14	17-22-39	20	59	14	9	1	4	200	
Total FG%	1st Half: 10-29, 34.5%			2nd Half: 14-31, 45.2%				Game: 40.0%				
3-PT FG%	1st Half: 0-5, 0.0%			2nd Half: 1-9, 11.1%				Game: 7.1%				
FT %	1st Half: 6-8, 75.0%			2nd Half: 4-6, 66.7%				Game: 71.4%				
Deadball Rebounds: 3												

Notre Dame	FG-A	3FG-A	FTA	REB	PF	TP	A	TO	BK	ST	MIN	
Jack Cooley	3-7	0-0	2-4	5-9-14	3	8	1	1	2	1	32	
Eric Atkins	5-8	0-1	5-7	3-2-5	2	15	4	0	0	2	40	
Alex Dragicevich	8-13	4-7	2-4	0-2-2	3	22	0	1	0	0	33	
Scott Martin	2-7	0-4	0-0	0-6-6	3	4	2	0	0	1	31	
Jerian Grant	5-12	3-7	2-3	0-1-1	2	15	9	2	0	1	33	
Pat Connaughton	1-1	0-0	0-0	0-0-0	0	2	2	0	0	0	11	
Tom Knight	3-5	0-0	0-0	1-0-1	1	6	0	0	0	2	14	
Joey Brooks	0-0	0-0	0-0	0-0-0	0	0	0	0	0	0	5	
Mike Broghammer	0-0	0-0	0-0	0-0-0	0	0	0	0	0	0	1	
Team				1-0-1								
Totals	27-53	7-19	11-18	10-20-30	14	72	18	6	4			

Notre Dame 60, USF 49												
Notre Dame, Ind. (Purcell Pavilion)												
January 10, 2012 • BIG EAST												
Game #17	USF	FG-A	3FG-A	FT-A	REB	PF	TP	A	TO	BK	ST	MIN
	Augustus Gilchrist	6-10	1-1	0-0	1-4-5	3	13	0	3	0	0	31
	Toarlyn Fitzpatrick	2-5	0-2	0-0	3-7-10	1	4	0	1	1	0	24
	Anthony Collins	2-8	0-1	2-2	0-0-0	1	6	3	3	0	1	28
	Shaun Noriega	0-3	0-3	2-3	0-0-0	0	2	0	0	0	0	17
	Hugh Robertson	2-2	0-0	0-0	0-0-0	0	4	0	1	0	1	13
	Ron Anderson Jr.	3-8	0-0	0-0	6-4-10	4	6	1	0	0	1	23
	Victor Rudd Jr.	0-4	0-2	0-0	2-1-3	0	0	0	0	0	1	17
	Jawanza Poland	5-12	0-3	2-2	0-4-4	2	12	0	3	0	2	34
	Blake Nash	1-3	0-1	0-0	0-0-0	1	2	0	1	0	1	13
	Team				2-1-3							
Totals		21-55	1-13	6-7	14-21-35	12	49	4	13	1	7	200
Total FG%		1st Half: 11-26, 42.3%			2nd Half: 10-29, 34.5%				Game: 38.2%			
3-PT FG%		1st Half: 0-5, 0.0%			2nd Half: 1-8, 12.5%				Game: 7.7%			
FT %		1st Half: 2-2, 100.0%			2nd Half: 4-5, 80.0%				Game: 85.7%			
Deadball Rebounds:		0										

Notre Dame	FG-A	3FG-A	FT-A	REB	PF	TP	A	TO	BK	ST	MIN
Jack Cooley	7-11	0-0	2-4	3-4-7	1	16	3	0	2	0	31
Eric Atkins	0-2	0-0	0-1	0-1-1	2	0	3	3	0	2	39
Alex Dragicevich	3-6	1-2	0-0	0-1-1	2	7	4	2	0	1	27
Scott Martin	7-14	1-4	0-0	0-13-13	1	15	2	0	0	2	39
Jerian Grant	5-11	2-5	2-2	1-0-1	1	14	4	3	0	2	39
Patrick Crowley	0-0	0-0	0-0	0-0-0	0	0	0	0	0	0	10+
Pat Connaughton	2-4	1-2	0-0	1-0-1	0	5	0	1	1	0	20
Tom Knight	0-0	0-0	0-0	0-1-1	1	0	0	0	1	0	9
Joey Brooks	0-1	0-1	3-4	1-0-1	0	3	0	0	0	1	5
Mike Broghammer	0-1	0-0	0-0	0-0-0	0	0	0	0	0	0	1
Team				2-1-3							
Totals	24-50	5-14	7-11	8-21-29	8	60	16	10	4	8	200
Total FG%	1st Half: 12-26, 46.2%			2nd Half: 12-24, 50.0%				Game: 48.0%			
3-PT FG%	1st Half: 5-9, 55.6%			2nd Half: 0-5, 0.0%				Game: 35.7%			
FT %	1st Half: 1-2, 50.0%			2nd Half: 6-9, 66.7%				Game: 63.6%			
Deadball Rebounds:	1										

SCORE BY PERIODS

USF	1	2	F
Notre Dame	24	25	49
Notre Dame	30	30	60

OFFICIALS: Joe Lindsay, Mike Roberts, James Breeding
TECHNICALS: USF - None. Notre Dame - COOLEY, Jack.
ATTENDANCE: 8,075

Notes: Notre Dame won its sixth straight against the USF to improve to 8-1 all-time in the series ... The Bulls fell to 0-5 in games played at Notre Dame ... The Irish improved their home court win streak to 29 games ... Notre Dame has now hit a three-pointer in 425 consecutive games ... Jack Cooley registered double figures for the seventh time in eight games and led the Irish in scoring for the fourth time this season ... Jerian Grant registered double figures for the 14th time and extended his double-figure scoring streak to six games ... Scott Martin posted his second consecutive double-double with his 15 points and career-high 13 rebounds as he reached double figures in rebounds for the third time in his career and scored in double figures for the seventh time this season.

Rutgers 65, Notre Dame 58												
Piscataway, N.J. (Rutgers Athletic Center)												
January 16, 2012 • BIG EAST												
Game #19	Notre Dame	FG-A	3FG-A	FT-A	REB	PF	TP	A	TO	BK	ST	MIN
	Scott Martin	5-9	1-2	0-1	1-5-6	2	11	1	2	1	1	40
	Jack Cooley	4-5	0-0	1-3	4-5-9	3	9	0	2	0	1	32
	Eric Atkins	4-14	3-7	4-6	0-2-2	0	15	5	2	0	1	40
	Jerian Grant	4-10	1-3	0-1	2-1-3	3	9	7	3	0	2	34
	Joey Brooks	1-1	1-1	0-0	1-1-2	1	3	0	2	0	0	9
	Alex Dragicevich	2-4	0-1	0-0	0-1-1	1	4	0	0	1	0	11
	Pat Connaughton	3-8	1-6	0-0	1-4-5	4	7	0	0	1	0	29
	Tom Knight	0-0	0-0	0-0	0-0-0	0	0	0	0	0	0	3
	Mike Broghammer	0-1	0-0	0-2	0-1-1	0	0	0	0	1	0	2
	Team				2-1-3							
Totals		23-52	7-20	5-13	11-21-32	14	58	13	11	4	5	200
Total FG%		1st Half: 12-24, 50.0%			2nd Half: 11-28, 39.3%				Game: 44.2%			
3-PT FG%		1st Half: 5-12, 41.7%			2nd Half: 2-8, 25.0%				Game: 35.0%			
FT %		1st Half: 2-6, 33.3%			2nd Half: 3-7, 42.9%				Game: 38.5%			
Deadball Rebounds:		2										

Rutgers	FG-A	3FG-A	FT-A	REB	PF	TP	A	TO	BK	ST	MIN
Derrick Randall	2-2	0-0	0-0	0-1-1	3	4	0	0	0	0	13
Gilvydas Biruta	2-7	0-1	5-6	1-4-5	4	9	2	3	0	0	16
Jerome Seagears	2-8	2-3	4-4	2-1-3	1	10	3	0	0	1	28
Eli Carter	5-14	3-6	0-2	0-3-3	1	13	3	1	0	0	37
Dane Miller	2-4	0-1	1-2	2-6-8	0	5	2	2	4	3	32
Myles Mack	2-4	1-2	0-0	0-2-2	2	5	3	2	0	0	25
Mike Poole	4-6	1-2	0-0	2-3-5	4	9	0	1	0	1	22
Austin Johnson	5-9	0-0	0-0	1-1-2	3	10	1	0	0	0	25
Kadeem Jack	0-1	0-0	0-0	1-0-1	1	0	0	1	0	0	2
Team				3-1-4							
Totals	24-55	7-15	10-14	12-22-34	19	65	14	10	4	5	200
Total FG%	1st Half: 15-28, 53.6%			2nd Half: 9-27, 33.3%				Game: 43.6%			
3-PT FG%	1st Half: 4-8, 62.5%			2nd Half: 2-7, 28.6%				Game: 46.7%			
FT %	1st Half: 4-7, 57.1%			2nd Half: 6-7, 85.7%				Game: 71.4%			
Deadball Rebounds:	2,2										

SCORE BY PERIODS

Notre Dame	1	2	F
Rutgers	31	27	58
Notre Dame	39	26	65

OFFICIALS: Ed Corbett, Jamie Luckie, Michael Stephens
TECHNICALS: Notre Dame - None. Rutgers - None.
ATTENDANCE: 6,334

Notes: This was the 30th meeting between the Irish and the Scarlet Knights ... Notre Dame has won six of the last eight meetings, but suffered its second straight loss at Rutgers ... This was the fourth game that this quintet comprised the starting lineup this season ... The Irish shot a season-low 38.5 percent from the free throw line ... The five first halves matched a season low ... Notre Dame fell to 3-7 when trailing at halftime ... The Irish have connected on a three pointer in 427 consecutive games ... Eric Atkins netted double figures for the 12th time this season and led the Irish in scoring for the seventh time ... Atkins played 40-plus minutes for the eighth time and in five of six BIG EAST games ... Scott Martin netted double figures for the fourth straight game, his longest double-figure scoring streak of the season.

#16/17 Connecticut 67, Notre Dame 53												
Notre Dame, Ind. (Purcell Pavilion)												
January 14, 2012 • BIG EAST												
Game #18	Connecticut	FG-A	3FG-A	FT-A	REB	PF	TP	A	TO	BK	ST	MIN
	DeAndre Daniels	1-2	0-1	0-0	1-0-1	1	2	0	1	0	0	12
	Alex Oriakhi	5-8	0-0	2-2	1-6-7	3	12	0	2	2	1	24
	Andre Drummond	5-12	0-0	0-0	4-9-13	1	10	1	1	2	1	36
	Jeremy Lamb	3-11	0-4	0-0	1-2-3	3	6	7	1	0	1	40
	Shabazz Napier	5-11	1-5	5-8	0-3-3	1	16	5	1	1	1	40
	Niels Giffey	3-5	1-2	0-0	1-4-5	1	7	0	1	0	1	27
	Tyler Olander	1-2	0-0	2-2	3-1-4	2	4	0	2	0	0	6
	Roscoe Smith	2-3	0-0	6-6	3-3-6	0	10	0	1	0	0	15
	Team				0-1-1							
Totals		25-54	2-12	15-18	14-29-43	12	67	13	10	5	5	200
Total FG%		1st Half: 11-29, 37.9%			2nd Half: 14-25, 56.0%				Game: 46.3%			
3-PT FG%		1st Half: 0-6, 0.0%			2nd Half: 2-6, 33.3%				Game: 16.7%			
FT %		1st Half: 2-2, 100.0%			2nd Half: 13-16, 81.3%				Game: 83.3%			
Deadball Rebounds:		2										

Notre Dame	FG-A	3FG-A	FT-A	REB	PF	TP	A	TO	BK	ST	MIN	
Jack Cooley	2-7	0-0	3-3	4-2-6	2	7	1	2	1	0	25	
Eric Atkins	8-15	4-7	0-1	1-2-3	2	20	2	2	0	0	40	
Alex Dragicevich	1-5	0-2	0-0	0-0-0	0	2	0	1	0	0	17	
Scott Martin	5-14	0-5	2-2	3-6-9	4	12	1	2	0	0	40	
Jerian Grant	2-9	2-8	0-2	0-1-1	4	6	5	0	0	1	35	
Patrick Crowley	0-0	0-0	0-0	0-0-0	0	0	0	0	0	0	0+	
Pat Connaughton	1-7	0-3	0-0	2-2-4	3	2	0	0	0	2	20	
Tom Knight	1-4	0-0	0-0	3-1-4	1	2	0	0	0	0	9	
Joey Brooks	1-4	0-1	0-0	2-1-3	0	2	0	1	0	0	13	
Mike Broghammer	0-0	0-0	0-0	0-0-0	0	0	0	0	0	0	1	
Team				2-1-3								
Totals	21-65	6-26	5-8	17-16-33	16	53	9	8	1	3	200	
Total FG%	1st Half: 9-29, 31.0%			2nd Half: 12-36, 33.3%				Game: 32.3%				
3-PT FG%	1st Half: 5-11, 45.5%			2nd Half: 1-15, 6.7%				Game: 23.1%				
FT %	1st Half: 2-3, 66.7%			2nd Half: 3-5, 60.0%				Game: 62.5%				
Deadball Rebounds:		1										

SCORE BY PERIODS

Connecticut	1	2	F
Notre Dame	24	43	67
Notre Dame	25	28	53

OFFICIALS: John Cahill, Jeff Anderson, Evan Burroughs
TECHNICALS: Connecticut - None. Notre Dame - None.
ATTENDANCE: 9,149

Notes: Notre Dame had its 29-game home win streak snapped, the second longest at Purcell Pavilion ... The Irish hadn't lost since a 69-68 setback to St. John's on Feb. 14, 2010 ... Heading into the game, Notre Dame also had won three straight against the Huskies ... Irish teams are now 10-26 all-time when playing a defending national champion ... The 53 points scored by the Irish were the fewest in a home game during Mike Brey's tenure ... Notre Dame's eight turnovers marked the eighth time this season the Irish had fewer than 10 turnovers in a game ... This was Notre Dame's first loss when leading at halftime (the Irish are 8-1 in games when leading at halftime) ... The Irish fell to 2-4 versus ranked opponents this season ... Eric Atkins' 20 points were the most ever in a BIG EAST game and marked his third 20-plus game of the season ... Scott Martin netted double figures for the third straight game.

Game #21 Notre Dame 55, Seton Hall 42
Newark, N.J. (Prudential Center)
January 25, 2012 • BIG EAST

Notre Dame	FG-A	3FG-A	FT-A	REB	PF	TP	A	TO	BK	ST	MIN
Jack Cooley	4-6	0-0	5-6	2-9-11	5	13	0	4	2	1	34
Eric Atkins	3-8	1-5	7-9	0-5-5	0	14	2	2	0	2	39
Scott Martin	1-6	1-4	0-0	0-5-5	4	3	1	1	1	1	29
Jerian Grant	2-8	1-3	10-12	0-5-5	2	15	4	2	1	0	38
Pat Connaughton	0-3	0-3	0-0	0-5-5	1	0	0	1	0	0	17
Alex Dragicevich	3-6	2-4	1-1	0-1-1	1	9	0	1	0	1	27
Tom Knight	0-0	0-0	0-0	1-0-1	3	0	1	1	2	0	8
Joey Brooks	0-0	0-0	0-2	0-1-1	1	0	0	1	0	0	3
Mike Broghammer	0-0	0-0	1-2	1-0-1	0	1	0	0	0	0	5
Team				3-1-4							
Totals	13-37	5-19	24-32	7-32-39	17	55	8	13	6	5	200
Total FG%	1st Half: 7-20, 35.0%		2nd Half: 6-17, 35.3%		Game: 35.1%						
3-PT FG%	1st Half: 1-9, 11.1%		2nd Half: 4-10, 40.0%		Game: 26.3%						
FT %	1st Half: 4-9, 44.4%		2nd Half: 20-23, 87.0%		Game: 75.0%						
Deadball Rebounds: 4											

Seton Hall	FG-A	3FG-A	FT-A	REB	PF	TP	A	TO	BK	ST	MIN
Herb Pope	2-16	0-1	1-3	5-2-7	5	5	0	0	0	0	28
Fuquan Edwin	2-9	0-2	3-5	2-10-12	5	7	1	3	2	3	34
Patrik Auda	1-2	0-0	2-2	1-1-2	5	4	0	1	0	1	25
Jordan Theodore	4-12	0-4	3-5	1-1-2	1	11	1	5	0	1	37
Aaron Cosby	3-8	1-4	1-1	1-4-5	3	8	0	2	0	1	32
Brandon Mobley	0-4	0-1	0-0	5-2-7	0	0	2	0	0	2	15
Haralds Karlis	1-3	1-2	0-0	1-0-1	4	3	0	0	0	0	16
Freddie Wilson	1-2	0-0	0-1	0-0-0	0	2	0	1	0	1	4
Aaron Geramipoor	1-1	0-0	0-2	1-0-1	0	2	0	0	0	0	9
Team				0-1-1							
Totals	15-57	2-14	10-19	17-21-38	23	42	4	12	2	9	200
Total FG%	1st Half: 6-29, 20.7%		2nd Half: 9-28, 32.1%		Game: 26.3%						
3-PT FG%	1st Half: 1-6, 16.7%		2nd Half: 1-8, 12.5%		Game: 14.3%						
FT %	1st Half: 5-10, 50.0%		2nd Half: 5-9, 55.6%		Game: 52.6%						
Deadball Rebounds: 2											

SCORE BY PERIODS 1 2 F
Notre Dame 19 36 55
Seton Hall 18 24 42
OFFICIALS: Mike Stuart, Mike Nance, Clarence Armstrong
TECHNICALS: Notre Dame - None. Seton Hall - None.
ATTENDANCE: 8,421

Notes: The win was Notre Dame's second road win of the season ... The 42 points were the fewest ever allowed by the Irish in a BIG EAST game ... The Pirates 15 field goals were the fewest made by a Notre Dame opponent all-time in a BIG EAST contest ... Seton Hall's 26.3% field goal shooting (15-57) for the game was the lowest ever by an Irish opponent in BIG EAST play ... Notre Dame's 19 first-half points were the fewest in any half by the Irish this season ... Seton Hall's six made field goals in the first half tied the fewest ever for a Notre Dame opponent in the opening half of a BIG EAST contest ... The loss was the first at home for the Pirates this season and snapped an overall 12-game home win streak ... Jack Cooley registered his second consecutive double-double and the sixth of the season ... Jerian Grant tied his career high with 10 free throws made ... Mike Brey recorded his 350th career victory with the win.

Game #23 Notre Dame 76, #15/15 Marquette 59
Notre Dame, Ind. (Purcell Pavilion)
February 4, 2012 • BIG EAST

Marquette	FG-A	3FG-A	FT-A	REB	PF	TP	A	TO	BK	ST	MIN
Jamil Wilson	3-8	0-0	0-0	2-2-4	3	6	2	0	1	0	21
Jae Crowder	2-7	0-2	0-0	1-5-6	2	4	3	1	0	1	35
Darius Johnson-Odom	5-11	1-3	1-2	0-1-1	3	12	2	3	0	2	33
Vander Blue	5-14	0-3	2-3	3-4-7	1	12	2	1	0	0	30
Junior Cadogan	4-8	1-1	2-2	0-2-2	0	11	5	2	0	1	32
Todd Mayo	0-4	0-3	2-2	0-2-2	1	2	1	0	0	1	18
Juan Anderson	0-1	0-0	0-0	0-0-0	1	0	1	0	0	0	4
Jamail Jones	4-9	0-1	0-0	1-2-3	0	8	0	1	0	1	19
Derrick Wilson	2-2	0-0	0-0	1-0-1	3	4	0	0	0	1	8
Team				5-2-7							
Totals	25-64	2-13	7-9	13-20-33	14	59	16	8	1	7	200
Total FG%	1st Half: 11-30, 36.7%		2nd Half: 14-34, 41.2%		Game: 39.1%						
3-PT FG%	1st Half: 1-7, 14.3%		2nd Half: 1-6, 16.7%		Game: 15.4%						
FT %	1st Half: 3-5, 60.0%		2nd Half: 4-4, 100.0%		Game: 77.8%						
Deadball Rebounds: 2											

Notre Dame	FG-A	3FG-A	FT-A	REB	PF	TP	A	TO	BK	ST	MIN
Jack Cooley	3-8	0-0	2-3	5-3-8	5	8	1	4	2	2	24
Eric Atkins	5-9	3-4	5-5	1-3-4	3	18	5	3	0	1	39
Scott Martin	5-9	1-2	0-0	0-5-5	1	11	4	1	1	1	40
Jerian Grant	5-13	2-7	0-0	0-1-1	0	12	8	1	1	2	39
Pat Connaughton	9-12	5-8	0-1	0-11-11	1	23	3	2	2	1	37
Alex Dragicevich	1-5	0-2	2-2	1-1-2	0	4	1	0	1	0	19
Tom Knight	0-0	0-0	0-0	0-1-1	1	0	0	1	0	0	1
Joey Brooks	0-0	0-0	0-0	0-0-0	0	0	0	0	0	0	1
Team				2-1-3							
Totals	28-56	11-23	9-11	9-26-35	11	76	22	13	7	7	200
Total FG%	1st Half: 13-30, 43.3%		2nd Half: 15-26, 57.7%		Game: 50.0%						
3-PT FG%	1st Half: 3-10, 30.0%		2nd Half: 8-13, 61.5%		Game: 47.8%						
FT %	1st Half: 1-1, 100.0%		2nd Half: 8-10, 80.0%		Game: 81.8%						
Deadball Rebounds: 1											

SCORE BY PERIODS 1 2 F
Marquette 26 33 59
Notre Dame 30 46 76
OFFICIALS: Jim Burr, Wally Rutecki, Paul Faia
TECHNICALS: Marquette - None. Notre Dame - None.
ATTENDANCE: 9,149

Notes: Notre Dame defeated Marquette for the second time in as many meetings ... The 17-point margin of victory was the largest over the Golden Eagles since a 92-71 win on Dec. 2, 2002 ... The 11 three-pointers matched a season high for the Irish ... With its fourth straight victory, Notre Dame matched its longest win streak of the season ... The 22 assists were the most by the Irish in a BIG EAST game to date ... Notre Dame improved to 11-1 when leading at halftime and 10-0 when outrebounding an opponent ... Pat Connaughton recorded his first career double-double with 23 points and a career-high 11 rebounds and became the first true freshman since Luke Harangody in 2006-07 to do so ... His nine field goals and five three-points also were personal bests ... The five three-pointers also were the most by an Irish player in a BIG EAST game ... Notre Dame improved to 5-4 versus ranked opponents ... Connaughton's three assists matched a personal best and his two blocks were a career high ... Eric Atkins scored in double figures for the 15th time, while Jerian Grant scored in double figures for the 18th time ... Scott Martin netted double figures for the seventh time in the last eight games.

Game #22 Notre Dame 50, #24/19 Connecticut 48
Hartford, Conn. (XL Center)
January 29, 2012 • BIG EAST

Notre Dame	FG-A	3FG-A	FT-A	REB	PF	TP	A	TO	BK	ST	MIN
Pat Connaughton	2-8	2-5	2-2	2-3-5	2	8	0	1	0	0	28
Jack Cooley	4-6	0-0	0-0	3-4-7	4	8	0	1	2	0	36
Eric Atkins	5-12	2-6	1-2	0-1-1	1	13	3	0	0	0	38
Scott Martin	4-8	2-5	0-0	2-5-7	3	10	3	0	1	1	40
Jerian Grant	2-9	1-4	6-8	2-3-5	3	11	6	1	1	3	38
Alex Dragicevich	0-4	0-2	0-0	1-0-1	0	0	1	0	0	0	11
Tom Knight	0-0	0-0	0-0	0-0-0	0	0	0	0	0	0	5
Joey Brooks	0-0	0-0	0-0	0-1-1	0	0	0	1	0	0	4
Team				1-5-6							
Totals	17-47	7-22	9-12	11-22-33	13	50	13	10	3	4	200
Total FG%	1st Half: 8-22, 36.4%		2nd Half: 9-25, 36.0%		Game: 36.2%						
3-PT FG%	1st Half: 4-9, 44.4%		2nd Half: 3-13, 23.1%		Game: 31.8%						
FT %	1st Half: 1-2, 50.0%		2nd Half: 8-10, 80.0%		Game: 75.0%						
Deadball Rebounds: 0											

Connecticut	FG-A	3FG-A	FT-A	REB	PF	TP	A	TO	BK	ST	MIN
DeAndre Daniels	0-2	0-1	0-0	0-0-0	0	0	0	0	0	0	7
Alex Oriakhi	2-6	0-0	0-0	1-3-4	3	4	0	2	0	0	17
Andre Drummond	7-14	0-0	1-2	4-7-11	1	15	0	2	4	2	39
Jeremy Lamb	6-9	3-5	1-2	1-4-5	4	16	2	4	0	1	38
Shabazz Napier	0-7	0-4	4-4	0-1-1	2	4	4	1	0	1	35
Niels Giffey	1-1	0-0	0-0	0-0-0	0	2	1	0	0	0	12
Tyler Olander	0-1	0-0	0-0	0-0-0	1	0	0	0	0	0	7
Ryan Boatright	3-6	0-3	0-0	1-2-3	2	6	2	0	0	0	30
Roscoe Smith	0-1	0-0	1-2	0-0-0	1	1	0	0	0	1	15
Team				0-5-5							
Totals	19-47	3-13	7-10	7-22-29	14	48	9	9	4	5	200
Total FG%	1st Half: 11-22, 50.0%		2nd Half: 8-25, 32.0%		Game: 40.4%						
3-PT FG%	1st Half: 1-3, 33.3%		2nd Half: 2-10, 20.0%		Game: 23.1%						
FT %	1st Half: 1-3, 33.3%		2nd Half: 6-7, 85.7%		Game: 70.0%						
Deadball Rebounds: 2											

SCORE BY PERIODS 1 2 F
Notre Dame 21 29 50
Connecticut 24 24 48
OFFICIALS: Jim Burr, Mike Stuart, Bryan Kersey
TECHNICALS: Notre Dame - None. Connecticut - None.
ATTENDANCE: 16,294

Notes: Notre Dame defeated Connecticut for the fourth time in five outings and won back-to-back games in the state of Connecticut for the first time in program history ... The Irish improved to 3-10 all-time in the state of Connecticut ... It was the first win for head coach Mike Brey at the XL Center and the first for Notre Dame since a 75-70 decision on Jan. 5, 2000 ... Notre Dame is 11-26 all-time when facing a team that won the national championship in the previous season ... Connecticut's 48 points were the fewest ever for the Huskies against Notre Dame ... The Irish's 50 points were a season low and the fewest since March 11, 2010 in a 50-45 victory over Pittsburgh ... Notre Dame improved to 4-7 when trailing at halftime and are 9-0 when outrebounding its opponent ... Eric Atkins led the Irish in scoring for a team-best eighth time ... Jerian Grant netted double figures for the 17th time ... Grant's three steals matched a season high.

2011-12 Notre Dame Men's Basketball
 Notre Dame Combined Team Statistics (as of Feb 04, 2012)
 All games

RECORD:	OVERALL	HOME	AWAY	NEUTRAL
ALL GAMES	15-8	12-1	3-3	0-4
CONFERENCE	7-3	4-1	3-2	0-0
NON-CONFERENCE	8-5	8-0	0-1	0-4

##	Player	gp-gs	min	avg	Total		3-Point		F-Throw		Rebounds				pf	dq	a	to	blk	stl	pts	avg
					fg-fga	fg%	3fg-fga	3fg%	ft-fa	ft%	off	def	tot	avg								
21	ABROMAITIS, Tim	2-2	76	38.0	10-30	.333	0-11	.000	8-9	.889	2	12	14	7.0	7	1	5	6	0	1	28	14.0
00	ATKINS, Eric	21-21	785	37.4	85-209	.407	34-80	.425	72-94	.766	15	53	68	3.2	37	1	76	46	0	24	276	13.1
22	GRANT, Jerian	23-22	805	35.0	86-206	.417	36-100	.360	84-107	.785	12	61	73	3.2	39	0	113	37	6	31	292	12.7
45	COOLEY, Jack	22-20	584	26.5	85-146	.582	0-0	.000	63-88	.716	82	103	185	8.4	57	3	18	36	33	16	233	10.6
14	MARTIN, Scott	22-22	733	33.3	75-198	.379	20-85	.235	29-43	.674	20	114	134	6.1	56	1	36	40	11	22	199	9.0
12	DRAGICEVICH, Alex	23-10	512	22.3	57-144	.396	27-86	.314	30-42	.714	8	37	45	2.0	25	0	30	20	9	4	171	7.4
24	CONNAUGHTON, Pat	23-7	517	22.5	55-129	.426	26-73	.356	22-30	.733	21	78	99	4.3	31	0	16	17	5	8	158	6.9
32	BROOKS, Joey	22-8	309	14.0	29-71	.408	7-15	.467	27-45	.600	15	38	53	2.4	31	1	20	17	3	4	92	4.2
25	KNIGHT, Tom	20-3	196	9.8	27-55	.491	0-0	.000	11-18	.611	13	15	28	1.4	23	0	10	8	12	5	65	3.3
33	BROGHAMMER, Mike	19-0	121	6.4	18-28	.643	0-0	.000	3-15	.200	14	18	32	1.7	21	1	7	7	9	4	39	2.1
04	CROWLEY, Patrick	9-0	12	1.3	2-8	.250	1-3	.333	0-0	.000	1	1	2	0.2	0	0	1	1	0	1	5	0.6
Team												33	30	63				7				
Total.....		23	4650		529-1224	.432	151-453	.333	349-491	.711	236	560	796	34.6	327	8	332	242	88	120	1558	67.7
Opponents.....		23	4650		530-1306	.406	117-375	.312	251-352	.713	258	542	800	34.8	432	-	278	256	62	135	1430	62.2

TEAM STATISTICS	ND	OPP	Date	Opponent	Score	Att.
SCORING	1558	1430	11-12-11	MISS. VALLEY STATE	w 80-67	7087
Points per game	67.7	62.2	@ 11-14-11	DETROIT	w 59-53	6720
Scoring margin	+5.6	-	@ 11-16-11	SAM HOUSTON STATE	w 74-41	6614
FIELD GOALS-ATT	529-1224	530-1306	11-18-11	DELAWARE STATE	w 93-69	8826
Field goal pct	.432	.406	@ 11-21-11	vs Missouri	L 58-87	11436
3 POINT FG-ATT	151-453	117-375	@ 11-22-11	vs Georgia	L 57-61	10747
3-point FG pct	.333	.312	11-27-11	BRYANT	w 84-59	7138
3-pt FG made per game	6.6	5.1	11-30-11	at GONZAGA BULLDOGS	L 53-73	6000
FREE THROWS-ATT	349-491	251-352	\$ 12-4-11	vs Maryland	L 71-78	10714
Free throw pct	.711	.713	12-08-11	MAINE	w 87-78	7024
F-Throws made per game	15.2	10.9	12-10-11	DARTMOUTH	w 65-47	7651
REBOUNDS	796	800	^ 12-17-11	vs Indiana	L 58-69	19064
Rebounds per game	34.6	34.8	12-19-11	SACRED HEART	w 106-65	7042
Rebounding margin	-0.2	-	* 12-27-11	PITTSBURGH	w 72-59	8231
ASSISTS	332	278	* 1-4-12	at Cincinnati	L 55-71	10142
Assists per game	14.4	12.1	* 1-7-12	at LOUISVILLE	wo2 67-65	22687
TURNOVERS	242	256	* 1-10-12	USF	w 60-49	8075
Turnovers per game	10.5	11.1	* 1-14-12	CONNECTICUT	L 53-67	9149
Turnover margin	+0.6	-	* 1-16-12	at RUTGERS	L 58-65	6334
Assist/turnover ratio	1.4	1.1	* 1-21-12	SYRACUSE	w 67-58	9149
STEALS	120	135	* 1-25-12	at Seton Hall	w 55-42	8421
Steals per game	5.2	5.9	* 1-29-12	at Connecticut	w 50-48	16294
BLOCKS	88	62	* 2-4-12	MARQUETTE	w 76-59	9149
Blocks per game	3.8	2.7				
ATTENDANCE	101855	121839				
Home games-Avg/Game	13-7835	6-11646				
Neutral site-Avg/Game	-	4-12990				

@ = CBE Classic
 \$ = BB&T Classic
 ^ = Crossroads Classic
 * = Conference game

Score by Periods	1st	2nd	OT	OT2	Totals
Notre Dame	722	819	8	9	1558
Opponents	679	736	8	7	1430

2011-12 Notre Dame Men's Basketball
 Notre Dame Combined Team Statistics (as of Feb 04, 2012)
 Conference games

RECORD:	OVERALL	HOME	AWAY	NEUTRAL
ALL GAMES	7-3	4-1	3-2	0-0
CONFERENCE	7-3	4-1	3-2	0-0
NON-CONFERENCE	0-0	0-0	0-0	0-0

##	Player	gp-gs	min	avg	Total		3-Point		F-Throw		Rebounds				pf	dq	a	to	blk	stl	pts	avg		
					fg-fga	fg%	3fg-fga	3fg%	ft-fta	ft%	off	def	tot	avg										
22	GRANT, Jerian	10-10	377	37.7	36-102	.353	18-56	.321	37-48	.771	6	18	24	2.4	19	0	56	20	3	15	127	12.7		
00	ATKINS, Eric	10-10	390	39.0	39-100	.390	17-46	.370	28-39	.718	8	30	38	3.8	19	1	32	19	0	10	123	12.3		
45	COOLEY, Jack	10-10	321	32.1	45-82	.549	0-0	.000	29-43	.674	45	48	93	9.3	29	2	7	18	17	7	119	11.9		
14	MARTIN, Scott	10-10	374	37.4	38-95	.400	8-38	.211	6-8	.750	12	65	77	7.7	25	0	22	20	6	11	90	9.0		
12	DRAGICEVICH, Alex	10-5	219	21.9	22-63	.349	9-33	.273	10-14	.714	3	11	14	1.4	11	0	10	8	2	3	63	6.3		
24	CONNAUGHTON, Pat	10-4	199	19.9	22-52	.423	12-35	.343	3-5	.600	8	34	42	4.2	17	0	6	9	4	3	59	5.9		
25	KNIGHT, Tom	9-0	68	7.6	8-17	.471	0-0	.000	0-1	.000	8	5	13	1.4	8	0	1	4	5	0	16	1.8		
32	BROOKS, Joey	10-1	85	8.5	3-12	.250	2-5	.400	5-10	.500	6	11	17	1.7	9	1	3	7	0	1	13	1.3		
33	BROGHAMMER, Mike	6-0	17	2.8	1-3	.333	0-0	.000	1-4	.250	1	1	2	0.3	4	0	0	1	2	0	3	0.5		
04	CROWLEY, Patrick	3-0	0	0.0	0-0	.000	0-0	.000	0-0	.000	0	0	0	0.0	0	0	0	0	0	0	0	0.0		
Team											15	12	27											
Total.....		10	2050	214-526		.407	66-213	.310	119-172	.692	112	235	347	34.7	141	4	137	112	39	50	613	61.3		
Opponents.....		10	2050	218-554		.394	37-157	.236	108-155	.697	122	234	356	35.6	175	-	109	107	29	70	583	58.3		

TEAM STATISTICS	ND	OPP	Date	Opponent	Score	Att.
SCORING	613	583	* 12-27-11	PITTSBURGH	w 72-59	8231
Points per game	61.3	58.3	* 1-4-12	at Cincinnati	L 55-71	10142
Scoring margin	+3.0	-	* 1-7-12	at LOUISVILLE	Wo2 67-65	22687
FIELD GOALS-ATT	214-526	218-554	* 1-10-12	USF	w 60-49	8075
Field goal pct	.407	.394	* 1-14-12	CONNECTICUT	L 53-67	9149
3 POINT FG-ATT	66-213	37-157	* 1-16-12	at RUTGERS	L 58-65	6334
3-point FG pct	.310	.236	* 1-21-12	SYRACUSE	w 67-58	9149
3-pt FG made per game	6.6	3.7	* 1-25-12	at Seton Hall	w 55-42	8421
FREE THROWS-ATT	119-172	108-155	* 1-29-12	at Connecticut	w 50-48	16294
Free throw pct	.692	.697	* 2-4-12	MARQUETTE	w 76-59	9149
F-Throws made per game	11.9	10.8				
REBOUNDS	347	356				
Rebounds per game	34.7	35.6				
Rebounding margin	-0.9	-				
ASSISTS	137	109				
Assists per game	13.7	10.9				
TURNOVERS	112	107				
Turnovers per game	11.2	10.7				
Turnover margin	-0.5	-				
Assist/turnover ratio	1.2	1.0				
STEALS	50	70				
Steals per game	5.0	7.0				
BLOCKS	39	29				
Blocks per game	3.9	2.9				
ATTENDANCE	43753	63878				
Home games-Avg/Game	5-8751	5-12776				
Neutral site-Avg/Game	-	0-0				

@ = CBE Classic
 \$ = BB&T Classic
 ^ = Crossroads Classic
 * = Conference game

Score by Periods	1st	2nd	OT	OT2	Totals
Notre Dame	261	335	8	9	613
Opponents	263	305	8	7	583

2011-12 Notre Dame Men's Basketball
 Notre Dame Season Schedule/Results & Leaders (as of Feb 04, 2012)
 All games

RECORD:	OVERALL	HOME	AWAY	NEUTRAL
ALL GAMES	15-8	12-1	3-3	0-4
CONFERENCE	7-3	4-1	3-2	0-0
NON-CONFERENCE	8-5	8-0	0-1	0-4

Date	Opponent	Score	Att.	High Points	High Rebounds
11-12-11	MISS. VALLEY STATE	w 80-67	7087	(27)ATKINS, Eric	(10)COOLEY, Jack
11-14-11	@DETROIT	w 59-53	6720	(13)BROOKS, Joey (13)ATKINS, Eric	(9)CONNAUGHTON, Pat (9)BROOKS, Joey
11-16-11	@SAM HOUSTON STATE	w 74-41	6614	(24)CONNAUGHTON, Pat	(6)GRANT, Jerian (6)COOLEY, Jack
11-18-11	DELAWARE STATE	w 93-69	8826	(23)MARTIN, Scott	(17)COOLEY, Jack
11-21-11	@vs Missouri	58-87 L	11436	(22)ABROMAITIS, Tim	(8)ABROMAITIS, Tim
11-22-11	@vs Georgia	57-61 L	10747	(20)GRANT, Jerian	(6)COOLEY, Jack (6)ABROMAITIS, Tim
11-27-11	BRYANT	w 84-59	7138	(18)ATKINS, Eric	(11)GRANT, Jerian
11-30-11	at GONZAGA BULLDOGS	53-73 L	6000	(16)GRANT, Jerian	(6)COOLEY, Jack
12-4-11	\$vs Maryland	71-78 L	10714	(20)GRANT, Jerian	(7)BROGHAMMER, Mike
12-08-11	MAINE	w 87-78	7024	(26)ATKINS, Eric	(14)COOLEY, Jack
12-10-11	DARTMOUTH	w 65-47	7651	(22)COOLEY, Jack	(9)COOLEY, Jack
12-17-11	^vs Indiana	58-69 L	19064	(15)ATKINS, Eric	(7)MARTIN, Scott
12-19-11	SACRED HEART	w 106-65	7042	(19)COOLEY, Jack	(8)COOLEY, Jack
12-27-11	*PITTSBURGH	w 72-59	8231	(22)DRAGICEVICH, Alex	(14)COOLEY, Jack
1-4-12	*at Cincinnati	55-71 L	10142	(17)GRANT, Jerian	(11)COOLEY, Jack
1-7-12	*at LOUISVILLE	w 67-65	22687	(18)COOLEY, Jack	(12)MARTIN, Scott
1-10-12	*USF	w 60-49	8075	(16)COOLEY, Jack	(13)MARTIN, Scott
1-14-12	*CONNECTICUT	53-67 L	9149	(20)ATKINS, Eric	(9)MARTIN, Scott
1-16-12	*at RUTGERS	58-65 L	6334	(15)ATKINS, Eric	(9)COOLEY, Jack
1-21-12	*SYRACUSE	w 67-58	9149	(17)COOLEY, Jack	(10)COOLEY, Jack
1-25-12	*at Seton Hall	w 55-42	8421	(15)GRANT, Jerian	(11)COOLEY, Jack
1-29-12	*at Connecticut	w 50-48	16294	(13)ATKINS, Eric	(7)COOLEY, Jack (7)MARTIN, Scott
2-4-12	*MARQUETTE	w 76-59	9149	(23)CONNAUGHTON, Pat	(11)CONNAUGHTON, Pat

@ = CBE Classic

\$ = BB&T Classic

^ = Crossroads Classic

* = Conference game

Attendance Summary	Games	Attend	Avg/Game
Home	13	101855	7835
Away	6	69878	11646
Neutral	4	51961	12990
Total	23	223694	9726

2011-12 Notre Dame Men's Basketball
 Notre Dame Extended Season Box Score (as of Feb 04, 2012)
 All games

RECORD:	OVERALL	HOME	AWAY	NEUTRAL
ALL GAMES	15-8	12-1	3-3	0-4
CONFERENCE	7-3	4-1	3-2	0-0
NON-CONFERENCE	8-5	8-0	0-1	0-4

##	Player	gp-gs	min	avg	Total		3-Point		F-Throw		Rebounds				pf	dq	a	a/g	to	to/g	a/to	blk	blk/g	stl	stl/g	pts	avg
					fg-fga	fg%	3fg-fga	3fg%	ft-fa	ft%	off	def	tot	avg													
21	ABROMAITIS, Tim	2-2	76	38.0	10-30	.333	0-11	.000	8-9	.889	2	12	14	7.0	7	1	5	2.50	6	3.00	0.83	0	0.00	1	0.50	28	14.0
00	ATKINS, Eric	21-21	785	37.4	85-209	.407	34-80	.425	72-94	.766	15	53	68	3.2	37	1	76	3.62	46	2.19	1.65	0	0.00	24	1.14	276	13.1
22	GRANT, Jerian	23-22	805	35.0	86-206	.417	36-100	.360	84-107	.785	12	61	73	3.2	39	0	113	4.91	37	1.61	3.05	6	0.26	31	1.35	292	12.7
45	COOLEY, Jack	22-20	584	26.5	85-146	.582	0-0	.000	63-88	.716	82	103	185	8.4	57	3	18	0.82	36	1.64	0.50	33	1.50	16	0.73	233	10.6
14	MARTIN, Scott	22-22	733	33.3	75-198	.379	20-85	.235	29-43	.674	20	114	134	6.1	56	1	36	1.64	40	1.82	0.90	11	0.50	22	1.00	199	9.0
12	DRAGICEVICH, Alex	23-10	512	22.3	57-144	.396	27-86	.314	30-42	.714	8	37	45	2.0	25	0	30	1.30	20	0.87	1.50	9	0.39	4	0.17	171	7.4
24	CONNAUGHTON, Pat	23-7	517	22.5	55-129	.426	26-73	.356	22-30	.733	21	78	99	4.3	31	0	16	0.70	17	0.74	0.94	5	0.22	8	0.35	158	6.9
32	BROOKS, Joey	22-8	309	14.0	29-71	.408	7-15	.467	27-45	.600	15	38	53	2.4	31	1	20	0.91	17	0.77	1.18	3	0.14	4	0.18	92	4.2
25	KNIGHT, Tom	20-3	196	9.8	27-55	.491	0-0	.000	11-18	.611	13	15	28	1.4	23	0	10	0.50	8	0.40	1.25	12	0.60	5	0.25	65	3.3
33	BROGHAMMER, Mike	19-0	121	6.4	18-28	.643	0-0	.000	3-15	.200	14	18	32	1.7	21	1	7	0.37	7	0.37	1.00	9	0.47	4	0.21	39	2.1
04	CROWLEY, Patrick	9-0	12	1.3	2-8	.250	1-3	.333	0-0	.000	1	1	2	0.2	0	0	1	0.11	1	0.11	1.00	0	0.00	1	0.11	5	0.6
Total.....		23	4650		529-1224	.432	151-453	.333	349-491	.711	236	560	796	34.6	327	8	332	14.43	242	10.52	1.37	88	3.83	120	5.22	1558	67.7
Opponents.....		23	4650		530-1306	.406	117-375	.312	251-352	.713	258	542	800	34.8	432	-	278	12.09	256	11.13	1.09	62	2.70	135	5.87	1430	62.2

Score by Periods	1st	2nd	OT	OT2	Totals
Notre Dame	722	819	8	9	1558
Opponents	679	736	8	7	1430

2011-12 Notre Dame Men's Basketball
 Notre Dame Overall Team Statistics (as of Feb 04, 2012)
 All games

TEAM STATISTICS	ND	OPP
SCORING	1558	1430
Points per game	67.7	62.2
Scoring margin	+5.6	-
FIELD GOALS-ATT	529-1224	530-1306
Field goal pct	.432	.406
3 POINT FG-ATT	151-453	117-375
3-point FG pct	.333	.312
3-pt FG made per game	6.6	5.1
FREE THROWS-ATT	349-491	251-352
Free throw pct	.711	.713
F-Throws made per game	15.2	10.9
REBOUNDS	796	800
Rebounds per game	34.6	34.8
Rebounding margin	-0.2	-
ASSISTS	332	278
Assists per game	14.4	12.1
TURNOVERS	242	256
Turnovers per game	10.5	11.1
Turnover margin	+0.6	-
Assist/turnover ratio	1.4	1.1
STEALS	120	135
Steals per game	5.2	5.9
BLOCKS	88	62
Blocks per game	3.8	2.7
WINNING STREAK	4	-
Home win streak	2	-
ATTENDANCE	101855	121839
Home games-Avg/Game	13-7835	6-11646
Neutral site-Avg/Game	-	4-12990

Score by Periods	1st	2nd	OT	OT2	Totals
Notre Dame	722	819	8	9	1558
Opponents	679	736	8	7	1430

2011-12 Notre Dame Men's Basketball
 Notre Dame Team Game-by-Game Comparison (as of Feb 04, 2012)
 All games

Opponent	1st	2nd	Score	Mar	Total FG	FG Pct	3-Pointers	3FG Pct	Free Throws	FT Pct	Rebounds	Assist	T/Over	Block	Steal	Fouls
MISS. VALLEY STATE	38/30	42/37	80-67	+13	24-54/28-63	.444/.444	8-19/8-23	.421/.348	24-29/3-8	.828/.375	39/30 +9	19/16	11/12	2/0	5/5	12/23
DETROIT	28/31	31/22	59-53	+6	19-47/21-68	.404/.309	4-15/6-21	.267/.286	17-31/5-8	.548/.625	42/44 (2)	12/13	13/12	3/7	4/5	12/26
SAM HOUSTON STATE	38/16	36/25	74-41	+33	27-51/18-53	.529/.340	10-19/3-15	.526/.200	10-20/2-5	.500/.400	32/34 (2)	21/11	9/18	3/1	10/3	10/17
DELAWARE STATE	43/30	50/39	93-69	+24	30-61/22-54	.492/.407	11-23/8-17	.478/.471	22-28/17-26	.786/.654	46/24 +22	20/12	9/8	1/7	1/6	17/22
Missouri	37/52	21/35	58-87	(29)	20-54/32-55	.370/.582	4-16/5-11	.250/.455	14-19/18-21	.737/.857	24/38 (14)	8/12	13/8	1/5	5/10	16/17
Georgia	29/31	28/30	57-61	(4)	16-46/22-53	.348/.415	4-20/12-26	.200/.462	21-28/5-11	.750/.455	23/37 (14)	7/14	8/14	3/3	7/5	16/22
BRYANT	47/28	37/31	84-59	+25	31-64/23-65	.484/.354	11-25/6-26	.440/.231	11-15/7-11	.733/.636	46/33 +13	24/12	10/9	3/1	4/4	11/14
GONZAGA BULLDOGS	22/35	31/38	53-73	(20)	20-52/28-61	.385/.459	2-14/6-15	.143/.400	11-18/11-15	.611/.733	32/40 (8)	6/16	17/13	3/3	8/10	16/17
Maryland	30/35	41/43	71-78	(7)	24-55/23-54	.436/.426	7-21/7-10	.333/.700	16-22/25-35	.727/.714	30/40 (10)	10/9	7/8	4/2	3/1	22/16
MAINE	44/41	43/37	87-78	+9	29-56/34-63	.518/.540	8-20/6-16	.400/.375	21-28/4-5	.750/.800	34/26 +8	18/19	10/9	5/0	3/7	8/20
DARTMOUTH	37/24	28/23	65-47	+18	24-59/15-50	.407/.300	3-20/4-14	.150/.286	14-15/13-15	.933/.867	36/34 +2	16/10	7/15	11/1	8/4	15/15
Indiana	20/26	38/43	58-69	(11)	16-42/24-57	.381/.421	4-11/3-7	.364/.429	22-32/18-22	.688/.818	28/40 (12)	9/9	12/11	5/2	6/4	20/25
SACRED HEART	48/37	58/28	106-65	+41	35-57/22-56	.614/.393	9-17/6-17	.529/.353	27-34/15-15	.794/1000	37/24 +13	25/16	4/12	5/1	6/1	11/23
PITTSBURGH	25/26	47/33	72-59	+13	27-53/24-60	.509/.400	7-19/1-14	.368/.071	11-18/10-14	.611/.714	30/39 (9)	18/14	6/9	4/1	5/4	14/20
Cincinnati	21/31	34/40	55-71	(16)	21-63/25-57	.333/.439	5-28/8-27	.179/.296	8-11/13-18	.727/.722	38/38 -	11/13	13/9	4/4	4/11	14/15
LOUISVILLE	24/28	26/22	67-65	+2	20-63/22-52	.317/.423	5-26/4-13	.192/.308	22-29/17-27	.759/.630	40/42 (2)	10/9	11/18	3/5	7/8	20/25
USF	30/24	30/25	60-49	+11	24-50/21-55	.480/.382	5-14/1-13	.357/.077	7-11/6-7	.636/.857	29/35 (6)	16/4	10/13	4/1	8/7	8/12
CONNECTICUT	25/24	28/43	53-67	(14)	21-65/25-54	.323/.463	6-26/2-12	.231/.167	5-8/15-18	.625/.833	33/43 (10)	9/13	8/10	1/5	3/5	16/12
RUTGERS	31/39	27/26	58-65	(7)	23-52/24-55	.442/.436	7-20/7-15	.350/.467	5-13/10-14	.385/.714	32/34 (2)	13/14	11/10	4/4	5/5	14/19
SYRACUSE	35/23	32/35	67-58	+9	20-40/18-53	.500/.340	8-16/7-23	.500/.304	19-27/13-19	.704/.684	38/25 +13	17/13	17/9	3/2	2/9	14/21
Seton Hall	19/18	36/24	55-42	+13	13-37/15-57	.351/.263	5-19/2-14	.263/.143	24-32/10-19	.750/.526	39/38 +1	8/4	13/12	6/2	5/9	17/23
Connecticut	21/24	29/24	50-48	+2	17-47/19-47	.362/.404	7-22/3-13	.318/.231	9-12/7-10	.750/.700	33/29 +4	13/9	10/9	3/4	4/5	13/14
MARQUETTE	30/26	46/33	76-59	+17	28-56/25-64	.500/.391	11-23/2-13	.478/.154	9-11/7-9	.818/.778	35/33 +2	22/16	13/8	7/1	7/7	11/14

Note: Game totals are displayed in the format TEAM/OPPONENT for each category

2011-12 Notre Dame Men's Basketball
 Notre Dame Points-Rebounds-Assists (as of Feb 04, 2012)
 All games

Opponent	Date	Score		00	04	12	14	21	22	24
				ATKINS,ERI	CROWLEY,PA	DRAGICEVIC	MARTIN,SCO	ABROMAITIS	GRANT,JERI	CONNAUGHTO
MISS. VALLEY STATE	11-12-11	80-67	w	27-4-6	0-0-0	7-4-2	15-5-2	DNP	11-2-5	2-4-0
DETROIT	11-14-11	59-53	w	13-2-4	DNP	2-2-1	3-6-0	DNP	11-2-3	10-9-0
SAM HOUSTON STATE	11-16-11	74-41	w	DNP	0-1-0	7-3-3	11-5-1	DNP	17-6-7	24-5-1
DELAWARE STATE	11-18-11	93-69	w	DNP	0-0-0	18-3-7	23-5-3	DNP	17-4-6	9-7-2
vs Missouri	11-21-11	58-87	L	7-1-1	DNP	0-0-0	12-5-1	22-8-3	6-1-2	7-5-0
vs Georgia	11-22-11	57-61	L	12-2-1	DNP	0-0-0	6-3-0	6-6-2	20-5-4	11-0-0
BRYANT	11-27-11	84-59	w	18-4-9	0-0-0	13-4-0	12-8-0	DNP	12-11-7	2-3-3
at GONZAGA BULLDOGS	11-30-11	53-73	L	6-3-1	DNP	3-3-0	1-4-0	DNP	16-1-3	11-3-0
vs Maryland	12-4-11	71-78	L	16-2-2	DNP	8-0-1	7-4-3	DNP	20-4-3	9-6-0
MAINE	12-08-11	87-78	w	26-2-6	DNP	14-2-3	4-0-1	DNP	6-4-2	4-5-0
DARTMOUTH	12-10-11	65-47	w	0-4-3	0-0-0	15-3-2	DNP	DNP	0-3-4	3-4-3
vs Indiana	12-17-11	58-69	L	15-2-2	DNP	9-2-0	6-7-2	DNP	14-4-4	2-4-1
SACRED HEART	12-19-11	106-65	w	13-4-9	5-1-1	12-5-1	9-5-1	DNP	15-2-7	5-2-0
PITTSBURGH	12-27-11	72-59	w	15-5-4	DNP	22-2-0	4-6-2	DNP	15-1-9	2-0-2
at Cincinnati	1-4-12	55-71	L	8-3-2	0-0-0	6-2-1	0-8-2	DNP	17-2-4	5-4-0
at LOUISVILLE	1-7-12	67-65	w	15-8-1	DNP	0-1-1	11-12-3	DNP	17-3-3	0-0-0
USF	1-10-12	60-49	w	0-1-3	0-0-0	7-1-4	15-13-2	DNP	14-1-4	5-1-0
CONNECTICUT	1-14-12	53-67	L	20-3-2	0-0-0	2-0-0	12-9-1	DNP	6-1-5	2-4-0
at RUTGERS	1-16-12	58-65	L	15-2-5	DNP	4-1-0	11-6-1	DNP	9-3-7	7-5-0
SYRACUSE	1-21-12	67-58	w	5-6-5	DNP	9-3-2	13-6-3	DNP	11-2-6	7-7-1
at Seton Hall	1-25-12	55-42	w	14-5-2	DNP	9-1-0	3-5-1	DNP	15-5-4	0-5-0
at Connecticut	1-29-12	50-48	w	13-1-3	DNP	0-1-1	10-7-3	DNP	11-5-6	8-5-0
MARQUETTE	2-4-12	76-59	w	18-4-5	DNP	4-2-1	11-5-4	DNP	12-1-8	23-11-3

Opponent	Date	Score		25	32	33	45
				KNIGHT,TOM	BROOKS,JOE	BROGHAMME	COOLEY,JAC
MISS. VALLEY STATE	11-12-11	80-67	w	0-2-0	9-4-3	6-2-0	3-10-1
DETROIT	11-14-11	59-53	w	0-1-0	13-9-2	0-0-0	7-8-2
SAM HOUSTON STATE	11-16-11	74-41	w	7-1-2	0-1-1	2-2-2	6-6-4
DELAWARE STATE	11-18-11	93-69	w	6-0-0	DNP	9-5-1	11-17-1
vs Missouri	11-21-11	58-87	L	DNP	4-1-1	0-1-0	0-1-0
vs Georgia	11-22-11	57-61	L	DNP	0-0-0	0-0-0	2-6-0
BRYANT	11-27-11	84-59	w	4-0-1	13-6-2	6-4-1	4-2-1
at GONZAGA BULLDOGS	11-30-11	53-73	L	4-3-1	6-5-1	0-0-0	6-6-0
vs Maryland	12-4-11	71-78	L	4-0-0	7-3-1	0-7-0	DNP
MAINE	12-08-11	87-78	w	7-2-2	2-1-1	2-1-2	22-14-1
DARTMOUTH	12-10-11	65-47	w	8-5-1	13-4-2	4-2-0	22-9-1
vs Indiana	12-17-11	58-69	L	0-0-0	0-0-0	0-0-0	12-5-0
SACRED HEART	12-19-11	106-65	w	9-1-2	12-2-3	7-6-1	19-8-0
PITTSBURGH	12-27-11	72-59	w	6-1-0	0-0-0	0-0-0	8-14-1
at Cincinnati	1-4-12	55-71	L	4-3-0	0-4-2	DNP	15-11-0
at LOUISVILLE	1-7-12	67-65	w	DNP	4-4-1	2-0-0	18-10-1
USF	1-10-12	60-49	w	0-1-0	3-1-0	0-0-0	16-7-3
CONNECTICUT	1-14-12	53-67	L	2-4-0	2-3-0	0-0-0	7-6-1
at RUTGERS	1-16-12	58-65	L	0-0-0	3-2-0	0-1-0	9-9-0
SYRACUSE	1-21-12	67-58	w	4-2-0	1-1-0	DNP	17-10-0
at Seton Hall	1-25-12	55-42	w	0-1-1	0-1-0	1-1-0	13-11-0
at Connecticut	1-29-12	50-48	w	0-0-0	0-1-0	DNP	8-7-0
MARQUETTE	2-4-12	76-59	w	0-1-0	0-0-0	DNP	8-8-1

2011-12 Notre Dame Men's Basketball
 Notre Dame Team High/Low Analysis (as of Feb 04, 2012)
 All games

Notre Dame - TEAM GAME HIGHS

POINTS	106	SACRED HEART (12-19-11)
	93	DELAWARE STATE (11-18-11)
	87	MAINE (12-08-11)
	84	BRYANT (11-27-11)
	80	MISS. VALLEY STATE (11-12-11)
FIELD GOALS MADE	35	SACRED HEART (12-19-11)
	31	BRYANT (11-27-11)
FIELD GOAL ATTEMPTS	65	CONNECTICUT (1-14-12)
	64	BRYANT (11-27-11)
FIELD GOAL PERCENTAGE	.614 (35-57)	SACRED HEART (12-19-11)
	.529 (27-51)	SAM HOUSTON STATE (11-16-11)
3 PT FIELD GOALS MADE	11	MARQUETTE (2-4-12)
	11	BRYANT (11-27-11)
	11	DELAWARE STATE (11-18-11)
3 PT FG ATTEMPTS	28	at Cincinnati (1-4-12)
	26	CONNECTICUT (1-14-12)
	26	at LOUISVILLE (1-7-12)
3 PT FG PERCENTAGE	.529 (9-17)	SACRED HEART (12-19-11)
	.526 (10-19)	SAM HOUSTON STATE (11-16-11)
FREE THROWS MADE	27	SACRED HEART (12-19-11)
	24	at Seton Hall (1-25-12)
	24	MISS. VALLEY STATE (11-12-11)
FREE THROW ATTEMPTS	34	SACRED HEART (12-19-11)
	32	at Seton Hall (1-25-12)
	32	vs Indiana (12-17-11)
FREE THROW PERCENTAGE	.933 (14-15)	DARTMOUTH (12-10-11)
	.828 (24-29)	MISS. VALLEY STATE (11-12-11)
REBOUNDS	46	BRYANT (11-27-11)
	46	DELAWARE STATE (11-18-11)
ASSISTS	25	SACRED HEART (12-19-11)
	24	BRYANT (11-27-11)
STEALS	10	SAM HOUSTON STATE (11-16-11)
	8	USF (1-10-12)
	8	DARTMOUTH (12-10-11)
	8	at GONZAGA BULLDOGS (11-30-11)
BLOCKED SHOTS	11	DARTMOUTH (12-10-11)
	7	MARQUETTE (2-4-12)
TURNOVERS	17	SYRACUSE (1-21-12)
	17	at GONZAGA BULLDOGS (11-30-11)
FOULS	22	vs Maryland (12-4-11)
	20	at LOUISVILLE (1-7-12)
	20	vs Indiana (12-17-11)

2011-12 Notre Dame Men's Basketball
 Notre Dame High/Low Analysis (as of Feb 04, 2012)
 All games

Opponent - GAME HIGHS

POINTS	87		vs Missouri (11-21-11)
	78		MAINE (12-08-11)
	78		vs Maryland (12-4-11)
	73		at GONZAGA BULLDOGS (11-30-11)
	71		at Cincinnati (1-4-12)
FIELD GOALS MADE	34		MAINE (12-08-11)
	32		vs Missouri (11-21-11)
FIELD GOAL ATTEMPTS	68		DETROIT (11-14-11)
	65		BRYANT (11-27-11)
FIELD GOAL PERCENTAGE	.582	(32-55)	vs Missouri (11-21-11)
	.540	(34-63)	MAINE (12-08-11)
3 PT FIELD GOALS MADE	12		vs Georgia (11-22-11)
	8		at Cincinnati (1-4-12)
	8		DELAWARE STATE (11-18-11)
	8		MISS. VALLEY STATE (11-12-11)
3 PT FG ATTEMPTS	27		at Cincinnati (1-4-12)
	26		BRYANT (11-27-11)
	26		vs Georgia (11-22-11)
3 PT FG PERCENTAGE	.700	(7-10)	vs Maryland (12-4-11)
	.471	(8-17)	DELAWARE STATE (11-18-11)
FREE THROWS MADE	25		vs Maryland (12-4-11)
	18		vs Indiana (12-17-11)
	18		vs Missouri (11-21-11)
FREE THROW ATTEMPTS	35		vs Maryland (12-4-11)
	27		at LOUISVILLE (1-7-12)
FREE THROW PERCENTAGE	1.000	(15-15)	SACRED HEART (12-19-11)
	.867	(13-15)	DARTMOUTH (12-10-11)
REBOUNDS	44		DETROIT (11-14-11)
	43		CONNECTICUT (1-14-12)
ASSISTS	19		MAINE (12-08-11)
	16		MARQUETTE (2-4-12)
	16		SACRED HEART (12-19-11)
	16		at GONZAGA BULLDOGS (11-30-11)
	16		MISS. VALLEY STATE (11-12-11)
STEALS	11		at Cincinnati (1-4-12)
	10		at GONZAGA BULLDOGS (11-30-11)
	10		vs Missouri (11-21-11)
BLOCKED SHOTS	7		DELAWARE STATE (11-18-11)
	7		DETROIT (11-14-11)
TURNOVERS	18		at LOUISVILLE (1-7-12)
	18		SAM HOUSTON STATE (11-16-11)
FOULS	26		DETROIT (11-14-11)
	25		at LOUISVILLE (1-7-12)
	25		vs Indiana (12-17-11)

2011-12 Notre Dame Men's Basketball
 Notre Dame High/Low Analysis (as of Feb 04, 2012)
 All games

Notre Dame - GAME LOWS

POINTS	50		at Connecticut (1-29-12)
	53		at GONZAGA BULLDOGS (11-30-11)
	53		CONNECTICUT (1-14-12)
	55		at Cincinnati (1-4-12)
	55		at Seton Hall (1-25-12)
FIELD GOALS MADE	13		at Seton Hall (1-25-12)
	16		vs Georgia (11-22-11)
	16		vs Indiana (12-17-11)
FIELD GOAL ATTEMPTS	37		at Seton Hall (1-25-12)
	40		SYRACUSE (1-21-12)
FIELD GOAL PERCENTAGE	.317	(20-63)	at LOUISVILLE (1-7-12)
	.323	(21-65)	CONNECTICUT (1-14-12)
3 PT FIELD GOALS MADE	2		at GONZAGA BULLDOGS (11-30-11)
	3		DARTMOUTH (12-10-11)
3 PT FG ATTEMPTS	11		vs Indiana (12-17-11)
	14		at GONZAGA BULLDOGS (11-30-11)
	14		USF (1-10-12)
3 PT FG PERCENTAGE	.143	(2-14)	at GONZAGA BULLDOGS (11-30-11)
	.150	(3-20)	DARTMOUTH (12-10-11)
FREE THROWS MADE	5		CONNECTICUT (1-14-12)
	5		at RUTGERS (1-16-12)
FREE THROW ATTEMPTS	8		CONNECTICUT (1-14-12)
	11		at Cincinnati (1-4-12)
	11		USF (1-10-12)
	11		MARQUETTE (2-4-12)
FREE THROW PERCENTAGE	.385	(5-13)	at RUTGERS (1-16-12)
	.500	(10-20)	SAM HOUSTON STATE (11-16-11)
REBOUNDS	23		vs Georgia (11-22-11)
	24		vs Missouri (11-21-11)
ASSISTS	6		at GONZAGA BULLDOGS (11-30-11)
	7		vs Georgia (11-22-11)
STEALS	1		DELAWARE STATE (11-18-11)
	2		SYRACUSE (1-21-12)
BLOCKED SHOTS	1		DELAWARE STATE (11-18-11)
	1		vs Missouri (11-21-11)
	1		CONNECTICUT (1-14-12)
TURNOVERS	4		SACRED HEART (12-19-11)
	6		PITTSBURGH (12-27-11)
FOULS	8		MAINE (12-08-11)
	8		USF (1-10-12)

2011-12 Notre Dame Men's Basketball
 Notre Dame High/Low Analysis (as of Feb 04, 2012)
 All games

Opponent - GAME LOWS

POINTS	41		SAM HOUSTON STATE (11-16-11)
	42		at Seton Hall (1-25-12)
	47		DARTMOUTH (12-10-11)
	48		at Connecticut (1-29-12)
	49		USF (1-10-12)
FIELD GOALS MADE	15		DARTMOUTH (12-10-11)
	15		at Seton Hall (1-25-12)
FIELD GOAL ATTEMPTS	47		at Connecticut (1-29-12)
	50		DARTMOUTH (12-10-11)
FIELD GOAL PERCENTAGE	.263	(15-57)	at Seton Hall (1-25-12)
	.300	(15-50)	DARTMOUTH (12-10-11)
3 PT FIELD GOALS MADE	1		PITTSBURGH (12-27-11)
	1		USF (1-10-12)
3 PT FG ATTEMPTS	7		vs Indiana (12-17-11)
	10		vs Maryland (12-4-11)
3 PT FG PERCENTAGE	.071	(1-14)	PITTSBURGH (12-27-11)
	.077	(1-13)	USF (1-10-12)
FREE THROWS MADE	2		SAM HOUSTON STATE (11-16-11)
	3		MISS. VALLEY STATE (11-12-11)
FREE THROW ATTEMPTS	5		SAM HOUSTON STATE (11-16-11)
	5		MAINE (12-08-11)
FREE THROW PERCENTAGE	.375	(3-8)	MISS. VALLEY STATE (11-12-11)
	.400	(2-5)	SAM HOUSTON STATE (11-16-11)
REBOUNDS	24		DELAWARE STATE (11-18-11)
	24		SACRED HEART (12-19-11)
ASSISTS	4		USF (1-10-12)
	4		at Seton Hall (1-25-12)
STEALS	1		vs Maryland (12-4-11)
	1		SACRED HEART (12-19-11)
BLOCKED SHOTS	0		MISS. VALLEY STATE (11-12-11)
	0		MAINE (12-08-11)
TURNOVERS	8		DELAWARE STATE (11-18-11)
	8		vs Missouri (11-21-11)
	8		vs Maryland (12-4-11)
	8		MARQUETTE (2-4-12)
FOULS	12		USF (1-10-12)
	12		CONNECTICUT (1-14-12)

2011-12 Notre Dame Men's Basketball
 Notre Dame Player High/Low Analysis (as of Feb 04, 2012)
 All games

Notre Dame - INDIVIDUAL GAME HIGHS

Points	27		ATKINS, Eric vs Miss. Valley State (11-12-11)
	26		ATKINS, Eric vs Maine (12-08-11)
	24		CONNAUGHTON, Pat vs Sam Houston State (11-16-11)
	23		CONNAUGHTON, Pat vs Marquette (2-4-12)
	23		MARTIN, Scott vs Delaware State (11-18-11)
Field Goals Made	9		CONNAUGHTON, Pat vs Marquette (2-4-12)
	9		COOLEY, Jack vs Dartmouth (12-10-11)
	9		ATKINS, Eric vs Maine (12-08-11)
	9		ABROMAITIS, Tim vs Missouri (11-21-11)
	9		CONNAUGHTON, Pat vs Sam Houston State (11-16-11)
Field Goal Att.	18		ABROMAITIS, Tim vs Missouri (11-21-11)
	18		MARTIN, Scott vs Delaware State (11-18-11)
FG Pct (min 5 made)	1.000	(7-7)	COOLEY, Jack vs Sacred Heart (12-19-11)
	1.000	(6-6)	GRANT, Jerian vs Sam Houston State (11-16-11)
3-Point FG Made	6		CONNAUGHTON, Pat vs Sam Houston State (11-16-11)
	5		CONNAUGHTON, Pat vs Marquette (2-4-12)
	5		ATKINS, Eric vs Maine (12-08-11)
3-Point FG Att.	10		CONNAUGHTON, Pat vs Sam Houston State (11-16-11)
	9		MARTIN, Scott vs Delaware State (11-18-11)
3-Pt FG Pct (min 2 made)	1.000	(3-3)	GRANT, Jerian vs Delaware State (11-18-11)
	1.000	(3-3)	ATKINS, Eric vs Miss. Valley State (11-12-11)
	1.000	(2-2)	MARTIN, Scott vs Syracuse (1-21-12)
	1.000	(2-2)	BROOKS, Joey vs Bryant (11-27-11)
Free Throws Made	12		ATKINS, Eric vs Miss. Valley State (11-12-11)
	10		GRANT, Jerian at Seton Hall (1-25-12)
	10		GRANT, Jerian vs Georgia (11-22-11)
Free Throw Att.	13		BROOKS, Joey vs Detroit (11-14-11)
	12		GRANT, Jerian at Seton Hall (1-25-12)
	12		ATKINS, Eric vs Miss. Valley State (11-12-11)
FT Pct (min 3 made)	1.000	(12-12)	ATKINS, Eric vs Miss. Valley State (11-12-11)
	1.000	(6-6)	GRANT, Jerian vs Syracuse (1-21-12)
	1.000	(5-5)	ATKINS, Eric vs Marquette (2-4-12)
	1.000	(5-5)	GRANT, Jerian at Cincinnati (1-4-12)
	1.000	(5-5)	BROOKS, Joey vs Sacred Heart (12-19-11)
	1.000	(4-4)	KNIGHT, Tom vs Dartmouth (12-10-11)
	1.000	(4-4)	COOLEY, Jack vs Dartmouth (12-10-11)
	1.000	(4-4)	DRAGICEVICH, Alex vs Maine (12-08-11)
	1.000	(4-4)	CONNAUGHTON, Pat vs Maryland (12-4-11)
	1.000	(4-4)	GRANT, Jerian vs Bryant (11-27-11)
	1.000	(4-4)	ABROMAITIS, Tim vs Georgia (11-22-11)
	1.000	(3-3)	COOLEY, Jack vs Connecticut (1-14-12)
	1.000	(3-3)	MARTIN, Scott at LOUISVILLE (1-7-12)
	1.000	(3-3)	BROOKS, Joey vs Dartmouth (12-10-11)
Rebounds	17		COOLEY, Jack vs Delaware State (11-18-11)
	14		COOLEY, Jack vs Pittsburgh (12-27-11)
	14		COOLEY, Jack vs Maine (12-08-11)
Assists	9		GRANT, Jerian vs Pittsburgh (12-27-11)
	9		ATKINS, Eric vs Sacred Heart (12-19-11)
	9		ATKINS, Eric vs Bryant (11-27-11)
Steals	3		GRANT, Jerian at Connecticut (1-29-12)
	3		GRANT, Jerian at LOUISVILLE (1-7-12)
	3		MARTIN, Scott at LOUISVILLE (1-7-12)
	3		ATKINS, Eric vs Indiana (12-17-11)

	3	ATKINS, Eric at GONZAGA BULLDOGS (11-30-11)
	3	COOLEY, Jack vs Missouri (11-21-11)
	3	COOLEY, Jack vs Sam Houston State (11-16-11)
Blocked Shots	4	COOLEY, Jack vs Dartmouth (12-10-11)
	3	COOLEY, Jack at Cincinnati (1-4-12)
	3	COOLEY, Jack vs Sacred Heart (12-19-11)
	3	MARTIN, Scott vs Indiana (12-17-11)
	3	KNIGHT, Tom vs Dartmouth (12-10-11)
	3	BROOKS, Joey vs Bryant (11-27-11)
Turnovers	6	ATKINS, Eric at GONZAGA BULLDOGS (11-30-11)
	5	GRANT, Jerian vs Syracuse (1-21-12)
	5	MARTIN, Scott vs Syracuse (1-21-12)
Fouls	5	COOLEY, Jack vs Marquette (2-4-12)
	5	COOLEY, Jack at Seton Hall (1-25-12)
	5	ATKINS, Eric vs Syracuse (1-21-12)
	5	BROOKS, Joey at LOUISVILLE (1-7-12)
	5	COOLEY, Jack vs Indiana (12-17-11)
	5	BROGHAMMER, Mike vs Dartmouth (12-10-11)
	5	MARTIN, Scott vs Maryland (12-4-11)
	5	ABROMAITIS, Tim vs Georgia (11-22-11)

2011-12 Notre Dame Men's Basketball
 Notre Dame Opponent High/Low Analysis (as of Feb 04, 2012)
 All games

OPPONENT INDIVIDUAL GAME HIGHS

Points	31		Terrell Stoglin vs Maryland (12-4-11)
	29		TATE, Tahj vs Delaware State (11-18-11)
	27		McLemore, Gerald vs Maine (12-08-11)
	26		Denmon, Marcus vs Missouri (11-21-11)
	22		GIBSON, Shane vs Sacred Heart (12-19-11)
	22		FRANCIS, Alex vs Bryant (11-27-11)
Field Goals Made	11		McLemore, Gerald vs Maine (12-08-11)
	11		Terrell Stoglin vs Maryland (12-4-11)
Field Goal Att.	23		SIMON, Chase vs Detroit (11-14-11)
	22		FRANCIS, Alex vs Bryant (11-27-11)
FG Pct (min 5 made)	.857	(6-7)	Oladipo, Victor vs Indiana (12-17-11)
	.833	(5-6)	STOCKTON, David at GONZAGA BULLDOGS (11-30-11)
3-Point FG Made	4		Caldwell-Pope, Ken. vs Georgia (11-22-11)
	4		TATE, Tahj vs Delaware State (11-18-11)
	4		McCALLUM, Ray vs Detroit (11-14-11)
3-Point FG Att.	10		DOBBS, Frankie vs Bryant (11-27-11)
	10		JOYNER, Terrence vs Miss. Valley State (11-12-11)
3-Pt FG Pct (min 2 made)	1.000	(3-3)	STOCKTON, David at GONZAGA BULLDOGS (11-30-11)
	1.000	(2-2)	Hulls, Jordan vs Indiana (12-17-11)
	1.000	(2-2)	Djurisic, Nemanja vs Georgia (11-22-11)
	1.000	(2-2)	English, Kim vs Missouri (11-21-11)
	1.000	(2-2)	BELL, Tyshawn vs Delaware State (11-18-11)
Free Throws Made	7		KURIC, Kyle at LOUISVILLE (1-7-12)
	7		DIXON, Dion at Cincinnati (1-4-12)
	7		TATE, Tahj vs Delaware State (11-18-11)
Free Throw Att.	11		TATE, Tahj vs Delaware State (11-18-11)
	8		NAPIER, Shabazz vs Connecticut (1-14-12)
	8		BEHANAN, Chane at LOUISVILLE (1-7-12)
	8		KURIC, Kyle at LOUISVILLE (1-7-12)
	8		James Padgett vs Maryland (12-4-11)
FT Pct (min 3 made)	1.000	(7-7)	DIXON, Dion at Cincinnati (1-4-12)
	1.000	(6-6)	SMITH, Roscoe vs Connecticut (1-14-12)
	1.000	(6-6)	Watford, Christian vs Indiana (12-17-11)
	1.000	(6-6)	Mychal Parker vs Maryland (12-4-11)
	1.000	(4-4)	NAPIER, Shabazz at Connecticut (1-29-12)
	1.000	(4-4)	SEAGEARS, Jerome at RUTGERS (1-16-12)
	1.000	(4-4)	GOLDEN, John vs Dartmouth (12-10-11)
	1.000	(4-4)	DOBBS, Frankie vs Bryant (11-27-11)
	1.000	(4-4)	Pressey, Phil vs Missouri (11-21-11)
	1.000	(3-3)	GIBSON, Shane vs Sacred Heart (12-19-11)
Rebounds	15		HARRIS, Elias at GONZAGA BULLDOGS (11-30-11)
	13		DRUMMOND, Andre vs Connecticut (1-14-12)
Assists	7		JARDINE, Scoop vs Syracuse (1-21-12)
	7		LAMB, Jeremy vs Connecticut (1-14-12)
	7		Rogers, Andrew vs Maine (12-08-11)
	7		DOBBS, Frankie vs Bryant (11-27-11)
	7		THREATT, Jay vs Delaware State (11-18-11)
Steals	5		WRIGHT, Cashmere at Cincinnati (1-4-12)
	4		WAITERS, Dion vs Syracuse (1-21-12)
	4		SIMON, Chase vs Detroit (11-14-11)
Blocked Shots	6		GRAY, Kendall vs Delaware State (11-18-11)
	5		LOWE, LaMarcus vs Detroit (11-14-11)
Turnovers	6		MALDUNAS, Gabas vs Dartmouth (12-10-11)

	5	THEODORE, Jordan at Seton Hall (1-25-12)
	5	SIVA, Peyton at LOUISVILLE (1-7-12)
	5	Robinson, Gerald vs Georgia (11-22-11)
	5	Gatlin, Demarcus vs Sam Houston State (11-16-11)
Fouls	5	EDWIN, Fuquan at Seton Hall (1-25-12)
	5	POPE, Herb at Seton Hall (1-25-12)
	5	AUDA, Patrik at Seton Hall (1-25-12)
	5	SOUTHERLAND, James vs Syracuse (1-21-12)
	5	DIENG, Gorgui at LOUISVILLE (1-7-12)
	5	MONTES, Louis vs Sacred Heart (12-19-11)
	5	SWIDOWSKI, Justin vs Sacred Heart (12-19-11)
	5	GREENBACKER, Nick vs Sacred Heart (12-19-11)
	5	Fraser, Alasdair vs Maine (12-08-11)
	5	Cato, Kilian vs Maine (12-08-11)
	5	OLIVER, Marques vs Delaware State (11-18-11)
	5	Werner, Steven vs Sam Houston State (11-16-11)
	5	LOWE, LaMarcus vs Detroit (11-14-11)
	5	JONES, Falando vs Miss. Valley State (11-12-11)



**Notre Dame
Fighting Irish**

Game 24 • Feb. 8, 2012 • 9:00 p.m.

15-8	Overall	16-8
7-3	BIG EAST	6-5
RV	AP	NR
RV	ESPN	NR
55	RPI	25

**West Virginia
Mountaineers**

WVU Coliseum • Morgantown, W. Va.



	0^C	<p>Eric Atkins</p> <ul style="list-style-type: none"> • 4th in BIG EAST in minutes per game (37.4) • Has started all 21 games he has played in this season • 4th in BIG EAST in three-point percentage (42.5) 	<p>Guard • 6-1 • Sophomore • Columbia, Md. • Mt. St. Joseph</p> <table border="1"> <thead> <tr> <th></th> <th>MIN</th> <th>PTS</th> <th>REB</th> <th>APG</th> <th>FG%</th> <th>3FG%</th> <th>FT%</th> </tr> </thead> <tbody> <tr> <td>2011-12</td> <td>37.4</td> <td>13.1</td> <td>3.2</td> <td>3.6</td> <td>40.7</td> <td>42.5</td> <td>76.6</td> </tr> <tr> <td>CAREER</td> <td>30.0</td> <td>8.6</td> <td>2.4</td> <td>3.4</td> <td>40.7</td> <td>39.0</td> <td>73.5</td> </tr> </tbody> </table>		MIN	PTS	REB	APG	FG%	3FG%	FT%	2011-12	37.4	13.1	3.2	3.6	40.7	42.5	76.6	CAREER	30.0	8.6	2.4	3.4	40.7	39.0	73.5
	MIN	PTS	REB	APG	FG%	3FG%	FT%																				
2011-12	37.4	13.1	3.2	3.6	40.7	42.5	76.6																				
CAREER	30.0	8.6	2.4	3.4	40.7	39.0	73.5																				
	4	<p>Patrick Crowley</p> <ul style="list-style-type: none"> • Played in nine games this season • Scored 5 points (first of career) on 2-3 shooting against Sacred Heart (Dec. 19) • Played in first BIG EAST game against Cincinnati (Jan. 4) 	<p>Guard • 6-3 • Sophomore • Los Gatos, Calif. • St. Francis</p> <table border="1"> <thead> <tr> <th></th> <th>MIN</th> <th>PTS</th> <th>REB</th> <th>APG</th> <th>FG%</th> <th>3FG%</th> <th>FT%</th> </tr> </thead> <tbody> <tr> <td>2011-12</td> <td>1.3</td> <td>0.6</td> <td>0.2</td> <td>0.1</td> <td>25.0</td> <td>33.3</td> <td>---</td> </tr> <tr> <td>CAREER</td> <td>1.3</td> <td>0.6</td> <td>0.2</td> <td>0.1</td> <td>25.0</td> <td>33.3</td> <td>---</td> </tr> </tbody> </table>		MIN	PTS	REB	APG	FG%	3FG%	FT%	2011-12	1.3	0.6	0.2	0.1	25.0	33.3	---	CAREER	1.3	0.6	0.2	0.1	25.0	33.3	---
	MIN	PTS	REB	APG	FG%	3FG%	FT%																				
2011-12	1.3	0.6	0.2	0.1	25.0	33.3	---																				
CAREER	1.3	0.6	0.2	0.1	25.0	33.3	---																				
	11	<p>Garrick Sherman</p> <ul style="list-style-type: none"> • Sitting out this season due to transfer rules • Played in 70 games for Michigan State, including 29 starts 	<p>Center • 6-10 • Junior • Kenton, Ohio • Kenton/Michigan State</p> <table border="1"> <thead> <tr> <th></th> <th>MIN</th> <th>PTS</th> <th>REB</th> <th>APG</th> <th>FG%</th> <th>3FG%</th> <th>FT%</th> </tr> </thead> <tbody> <tr> <td>2011-12</td> <td>---</td> <td>---</td> <td>---</td> <td>---</td> <td>---</td> <td>---</td> <td>---</td> </tr> <tr> <td>CAREER</td> <td>9.6</td> <td>2.5</td> <td>2.1</td> <td>0.2</td> <td>65.3</td> <td>---</td> <td>43.9</td> </tr> </tbody> </table>		MIN	PTS	REB	APG	FG%	3FG%	FT%	2011-12	---	---	---	---	---	---	---	CAREER	9.6	2.5	2.1	0.2	65.3	---	43.9
	MIN	PTS	REB	APG	FG%	3FG%	FT%																				
2011-12	---	---	---	---	---	---	---																				
CAREER	9.6	2.5	2.1	0.2	65.3	---	43.9																				
	12	<p>Alex Dragicevich</p> <ul style="list-style-type: none"> • Has started 10 games on the season • Scored career best 22 points in BIG EAST opener against Pittsburgh (Dec. 27) • Named to BIG EAST Honor Roll for first time in career (Jan. 2) 	<p>Guard • 6-7 • Sophomore • Northbrook, Ill. • Glenbrook North</p> <table border="1"> <thead> <tr> <th></th> <th>MIN</th> <th>PTS</th> <th>REB</th> <th>APG</th> <th>FG%</th> <th>3FG%</th> <th>FT%</th> </tr> </thead> <tbody> <tr> <td>2011-12</td> <td>22.3</td> <td>7.4</td> <td>2.0</td> <td>1.3</td> <td>39.6</td> <td>31.4</td> <td>71.4</td> </tr> <tr> <td>CAREER</td> <td>15.5</td> <td>5.2</td> <td>1.5</td> <td>0.9</td> <td>38.5</td> <td>30.2</td> <td>69.1</td> </tr> </tbody> </table>		MIN	PTS	REB	APG	FG%	3FG%	FT%	2011-12	22.3	7.4	2.0	1.3	39.6	31.4	71.4	CAREER	15.5	5.2	1.5	0.9	38.5	30.2	69.1
	MIN	PTS	REB	APG	FG%	3FG%	FT%																				
2011-12	22.3	7.4	2.0	1.3	39.6	31.4	71.4																				
CAREER	15.5	5.2	1.5	0.9	38.5	30.2	69.1																				
	14^C	<p>Scott Martin</p> <ul style="list-style-type: none"> • Scored a career-high 23 points against Delaware State (Nov. 18) • Reached double-figure points 12 times on season • 9th in BIG EAST in defensive rebounding per game (5.2) 	<p>Guard • 6-8 • Senior • Valparaiso, Ind. • Valparaiso</p> <table border="1"> <thead> <tr> <th></th> <th>MIN</th> <th>PTS</th> <th>REB</th> <th>APG</th> <th>FG%</th> <th>3FG%</th> <th>FT%</th> </tr> </thead> <tbody> <tr> <td>2011-12</td> <td>33.3</td> <td>9.0</td> <td>6.1</td> <td>1.6</td> <td>37.9</td> <td>23.5</td> <td>67.4</td> </tr> <tr> <td>CAREER</td> <td>28.1</td> <td>9.1</td> <td>4.7</td> <td>1.6</td> <td>39.6</td> <td>29.6</td> <td>67.2</td> </tr> </tbody> </table>		MIN	PTS	REB	APG	FG%	3FG%	FT%	2011-12	33.3	9.0	6.1	1.6	37.9	23.5	67.4	CAREER	28.1	9.1	4.7	1.6	39.6	29.6	67.2
	MIN	PTS	REB	APG	FG%	3FG%	FT%																				
2011-12	33.3	9.0	6.1	1.6	37.9	23.5	67.4																				
CAREER	28.1	9.1	4.7	1.6	39.6	29.6	67.2																				
	21^C	<p>Tim Abromaitis</p> <ul style="list-style-type: none"> • Preseason All-BIG EAST First Team selection • Out for remainder of season with torn ACL 	<p>Guard • 6-8 • Graduate • Unionville, Conn. • Farmington</p> <table border="1"> <thead> <tr> <th></th> <th>MIN</th> <th>PTS</th> <th>REB</th> <th>APG</th> <th>FG%</th> <th>3FG%</th> <th>FT%</th> </tr> </thead> <tbody> <tr> <td>2011-12</td> <td>38.0</td> <td>14.0</td> <td>7.0</td> <td>2.5</td> <td>33.3</td> <td>0.0</td> <td>88.9</td> </tr> <tr> <td>CAREER</td> <td>28.7</td> <td>13.7</td> <td>4.8</td> <td>1.5</td> <td>46.5</td> <td>41.0</td> <td>83.4</td> </tr> </tbody> </table>		MIN	PTS	REB	APG	FG%	3FG%	FT%	2011-12	38.0	14.0	7.0	2.5	33.3	0.0	88.9	CAREER	28.7	13.7	4.8	1.5	46.5	41.0	83.4
	MIN	PTS	REB	APG	FG%	3FG%	FT%																				
2011-12	38.0	14.0	7.0	2.5	33.3	0.0	88.9																				
CAREER	28.7	13.7	4.8	1.5	46.5	41.0	83.4																				
	22	<p>Jerian Grant</p> <ul style="list-style-type: none"> • 10th in BIG EAST in free throw percentage (78.5%) • 1st in BIG EAST in assist/turnover ratio (3.1), T-6th Nationally • 7th in BIG EAST in assists per game (4.9) 	<p>Guard • 6-5 • Sophomore • Bowie, Md. • DeMatha</p> <table border="1"> <thead> <tr> <th></th> <th>MIN</th> <th>PTS</th> <th>REB</th> <th>APG</th> <th>FG%</th> <th>3FG%</th> <th>FT%</th> </tr> </thead> <tbody> <tr> <td>2011-12</td> <td>35.0</td> <td>12.7</td> <td>3.2</td> <td>4.9</td> <td>41.7</td> <td>36.0</td> <td>78.5</td> </tr> <tr> <td>CAREER</td> <td>35.0</td> <td>12.7</td> <td>3.2</td> <td>4.9</td> <td>41.7</td> <td>36.0</td> <td>78.5</td> </tr> </tbody> </table>		MIN	PTS	REB	APG	FG%	3FG%	FT%	2011-12	35.0	12.7	3.2	4.9	41.7	36.0	78.5	CAREER	35.0	12.7	3.2	4.9	41.7	36.0	78.5
	MIN	PTS	REB	APG	FG%	3FG%	FT%																				
2011-12	35.0	12.7	3.2	4.9	41.7	36.0	78.5																				
CAREER	35.0	12.7	3.2	4.9	41.7	36.0	78.5																				
	24	<p>Pat Connaughton</p> <ul style="list-style-type: none"> • Posted first career double-double (23 pts, 11 rebs) against Marquette (Feb. 4) • Named BIG EAST Rookie of the Week for first time in career (Feb. 6) • Also member of the Notre Dame baseball team 	<p>Guard • 6-5 • Freshman • Arlington, Mass. • St. John's Prep</p> <table border="1"> <thead> <tr> <th></th> <th>MIN</th> <th>PTS</th> <th>REB</th> <th>APG</th> <th>FG%</th> <th>3FG%</th> <th>FT%</th> </tr> </thead> <tbody> <tr> <td>2011-12</td> <td>22.5</td> <td>6.9</td> <td>4.3</td> <td>0.7</td> <td>42.6</td> <td>35.6</td> <td>73.3</td> </tr> <tr> <td>CAREER</td> <td>22.5</td> <td>6.9</td> <td>4.3</td> <td>0.7</td> <td>42.6</td> <td>35.6</td> <td>73.3</td> </tr> </tbody> </table>		MIN	PTS	REB	APG	FG%	3FG%	FT%	2011-12	22.5	6.9	4.3	0.7	42.6	35.6	73.3	CAREER	22.5	6.9	4.3	0.7	42.6	35.6	73.3
	MIN	PTS	REB	APG	FG%	3FG%	FT%																				
2011-12	22.5	6.9	4.3	0.7	42.6	35.6	73.3																				
CAREER	22.5	6.9	4.3	0.7	42.6	35.6	73.3																				
	25	<p>Tom Knight</p> <ul style="list-style-type: none"> • Has started in three contests on the season • Posted career high 9 points last game against Sacred Heart (Dec. 19) • Scored four points with two rebounds in win over Syracuse (Jan. 21) 	<p>Forward • 6-9 • Junior • Dixfield, Maine • Dirigo</p> <table border="1"> <thead> <tr> <th></th> <th>MIN</th> <th>PTS</th> <th>REB</th> <th>BPG</th> <th>FG%</th> <th>3FG%</th> <th>FT%</th> </tr> </thead> <tbody> <tr> <td>2011-12</td> <td>9.8</td> <td>3.3</td> <td>1.4</td> <td>0.6</td> <td>49.1</td> <td>---</td> <td>61.1</td> </tr> <tr> <td>CAREER</td> <td>7.3</td> <td>2.5</td> <td>1.3</td> <td>0.4</td> <td>48.6</td> <td>---</td> <td>65.0</td> </tr> </tbody> </table>		MIN	PTS	REB	BPG	FG%	3FG%	FT%	2011-12	9.8	3.3	1.4	0.6	49.1	---	61.1	CAREER	7.3	2.5	1.3	0.4	48.6	---	65.0
	MIN	PTS	REB	BPG	FG%	3FG%	FT%																				
2011-12	9.8	3.3	1.4	0.6	49.1	---	61.1																				
CAREER	7.3	2.5	1.3	0.4	48.6	---	65.0																				
	32	<p>Joey Brooks</p> <ul style="list-style-type: none"> • Started eight games this season for Irish • Career best 13 points, 9 rebounds vs. Detroit (Nov. 14) • Reached double-figure points 4 times this season 	<p>Guard • 6-6 • Junior • Houston, Texas • Strake Jesuit</p> <table border="1"> <thead> <tr> <th></th> <th>MIN</th> <th>PTS</th> <th>REB</th> <th>APG</th> <th>FG%</th> <th>3FG%</th> <th>FT%</th> </tr> </thead> <tbody> <tr> <td>2011-12</td> <td>14.0</td> <td>4.2</td> <td>2.4</td> <td>0.9</td> <td>40.8</td> <td>46.7</td> <td>60.0</td> </tr> <tr> <td>CAREER</td> <td>8.5</td> <td>2.5</td> <td>1.3</td> <td>0.5</td> <td>41.2</td> <td>34.3</td> <td>56.1</td> </tr> </tbody> </table>		MIN	PTS	REB	APG	FG%	3FG%	FT%	2011-12	14.0	4.2	2.4	0.9	40.8	46.7	60.0	CAREER	8.5	2.5	1.3	0.5	41.2	34.3	56.1
	MIN	PTS	REB	APG	FG%	3FG%	FT%																				
2011-12	14.0	4.2	2.4	0.9	40.8	46.7	60.0																				
CAREER	8.5	2.5	1.3	0.5	41.2	34.3	56.1																				
	33	<p>Mike Broghammer</p> <ul style="list-style-type: none"> • Led team in blocks on two occasions this season • Leads team with his 64.3% field goal percentage (18-28) this season 	<p>Forward • 6-9 • Junior • Orono, Minn. • Hopkins</p> <table border="1"> <thead> <tr> <th></th> <th>MIN</th> <th>PTS</th> <th>REB</th> <th>BPG</th> <th>FG%</th> <th>3FG%</th> <th>FT%</th> </tr> </thead> <tbody> <tr> <td>2011-12</td> <td>6.4</td> <td>2.1</td> <td>1.7</td> <td>0.5</td> <td>64.3</td> <td>---</td> <td>20.0</td> </tr> <tr> <td>CAREER</td> <td>5.8</td> <td>1.9</td> <td>1.3</td> <td>0.2</td> <td>51.4</td> <td>25.0</td> <td>28.6</td> </tr> </tbody> </table>		MIN	PTS	REB	BPG	FG%	3FG%	FT%	2011-12	6.4	2.1	1.7	0.5	64.3	---	20.0	CAREER	5.8	1.9	1.3	0.2	51.4	25.0	28.6
	MIN	PTS	REB	BPG	FG%	3FG%	FT%																				
2011-12	6.4	2.1	1.7	0.5	64.3	---	20.0																				
CAREER	5.8	1.9	1.3	0.2	51.4	25.0	28.6																				
	45	<p>Jack Cooley</p> <ul style="list-style-type: none"> • 8th in BIG EAST in blocked shots per game (1.5) • 6th in BIG EAST in rebounding (8.4 RPG), 3rd in offensive (3.7) • 4th in BIG EAST in FG% (58.2%) 	<p>Forward • 6-9 • Junior • Glenview, Ill. • Glenbrook South</p> <table border="1"> <thead> <tr> <th></th> <th>MIN</th> <th>PTS</th> <th>REB</th> <th>BPG</th> <th>FG%</th> <th>3FG%</th> <th>FT%</th> </tr> </thead> <tbody> <tr> <td>2011-12</td> <td>26.5</td> <td>10.6</td> <td>8.4</td> <td>1.5</td> <td>58.2</td> <td>---</td> <td>71.6</td> </tr> <tr> <td>CAREER</td> <td>13.6</td> <td>4.9</td> <td>4.3</td> <td>0.7</td> <td>59.2</td> <td>---</td> <td>63.6</td> </tr> </tbody> </table>		MIN	PTS	REB	BPG	FG%	3FG%	FT%	2011-12	26.5	10.6	8.4	1.5	58.2	---	71.6	CAREER	13.6	4.9	4.3	0.7	59.2	---	63.6
	MIN	PTS	REB	BPG	FG%	3FG%	FT%																				
2011-12	26.5	10.6	8.4	1.5	58.2	---	71.6																				
CAREER	13.6	4.9	4.3	0.7	59.2	---	63.6																				



@UND_com
@NDMikeBrey
@NDmbb

Following The Irish

facebook.com/NotreDameAthletics
facebook.com/NDBasketball



C - Denotes Captain

NOTRE DAME MEN'S BASKETBALL AT-A-GLANCE

2011-12 Schedule & Results

Overall	BIG EAST	Home	Away	Neutral	
15-8	7-3	12-1	3-3	0-4	
Date	Opponent	Time			
11/1	ST. XAVIER (Exhibition)	W, 90-72			
11/7	STONEHILL (Exhibition)	W, 92-70			
11/12	MISSISSIPPI VALLEY STATE	W, 80-67			
11/14	DETROIT^ (ESPNU)	W, 59-53			
11/16	SAM HOUSTON STATE^	W, 74-41			
11/18	DELAWARE STATE	W, 93-69			
11/21	vs. Missouri@ (ESPNU)	L, 87-58			
11/22	vs. Georgia# (ESPNU)	L, 61-57			
11/27	BRYANT	W, 84-59			
11/30	at Gonzaga (ESPN2)	L, 73-53			
12/4	vs. Maryland\$	L, 78-71			
12/8	MAINE (ESPN3)	W, 87-78			
12/10	DARTMOUTH (ESPN3)	W, 65-47			
12/17	vs. Indiana% (ESPN2)	L, 69-58			
12/19	SACRED HEART	W, 106-65			
12/27	PITTSBURGH* (ESPN2)	W, 72-59			
1/4	at Cincinnati*	L, 71-55			
1/7	at Louisville* (ESPNU)	W, 67-65 (2OT)			
1/10	USF*	W, 60-49			
1/14	CONNECTICUT* (ESPN2)	L, 67-53			
1/16	at Rutgers* (ESPNU)	L, 65-58			
1/21	SYRACUSE* (ESPN)	W, 67-58			
1/25	at Seton Hall*	W, 55-42			
1/29	at Connecticut*	W, 50-48			
2/4	MARQUETTE* (CBS)	W, 76-59			
2/8	at West Virginia* (ESPNU)	9:00 p.m.			
2/11	DEPAUL*	Noon			
2/15	RUTGERS* (ESPNU)	7:00 p.m.			
2/18	at Villanova* (ESPNU)	9:00 p.m.			
2/22	WEST VIRGINIA* (ESPN2)	7:00 p.m.			
2/25	at St. John's* (ESPN)	Noon			
2/27	at Georgetown* (ESPN)	7:00 p.m.			
3/2	PROVIDENCE*	7:00 p.m.			

BIG EAST CHAMPIONSHIP

(Madison Square Garden; New York, N.Y.)

3/6	First Round
3/7	Second Round
3/8	Quarterfinals
3/9	Semifinals
3/10	Final

NCAA CHAMPIONSHIP

3/13-14	First Round (Dayton, Ohio)
3/15-18	Second & Third Rounds (various locations)
3/22-25	Regional Rounds (various locations)
3/31	Final Four - Semifinals (New Orleans, La.)
4/2	Final Four - Final (New Orleans, La.)

^ - CBE Classic (Regional Rounds)

@ - CBE Classic - Kansas City, Mo. (Semifinals)

- CBE Classic - Kansas City, Mo. (Championship/Consolation)

\$ - BB&T Classic - Washington, D.C.

% - Crossroads Classic - Indianapolis, Ind.

* - BIG EAST Conference Game

Home events in **BOLD CAPS**

All times Eastern

Notre Dame vs. West Virginia History

Overall: Notre Dame leads 25-12

At Home: Notre Dame leads 16-2

On Road: Series Tied 8-8

Neutral Site: West Virginia leads 2-1

Last Five Meetings Meeting

Date	Location	Result
2-19-11	Morgantown, W. Va.	L, 72-58
3-12-10	New York, N.Y.#	L, 53-51
1-9-10	Notre Dame, Ind.	W, 70-68
3-11-09	New York, N.Y.#	L, 74-62
2-18-09	Morgantown, W. Va.	L, 79-68

#BIG EAST Tournament (Madison Square Garden)

2011-12 Game-By-Game Starting Lineups

Date	Opponent (Result)	Starting Lineup	Lineup #	# of Times	Lineup Record
11/12	MVSU (W, 80-67)	Atkins-Brooks-Cooley-Grant-Martin	1	1	1-0
11/14	Detroit (W, 59-53)	Atkins-Brooks-Cooley-Grant-Martin	1	2	2-0
11/16	SHSU (W, 74-41)	Brooks-Cooley-Dragicevich-Grant-Martin	2	1	1-0
11/18	Delaware St. (W, 93-69)	Connaughton-Cooley-Dragicevich-Grant-Martin	3	1	1-0
11/21	Missouri (L, 87-58)	Abromaitis-Cooley-Atkins-Martin-Grant	4	1	0-1
11/22	Georgia (L, 61-57)	Abromaitis-Cooley-Atkins-Martin-Grant	4	2	0-2
11/27	Bryant (W, 84-59)	Atkins-Martin-Grant-Connaughton-Brooks	5	1	1-0
11/30	Gonzaga (L, 73-53)	Atkins-Brooks-Cooley-Grant-Martin	1	3	2-1
12/4	Maryland (L, 78-71)	Knight-Brooks-Atkins-Martin-Grant	6	1	0-1
12/8	Maine (W, 87-78)	Knight-Atkins-Martin-Grant-Brooks	6	2	1-1
12/10	Dartmouth (W, 65-47)	Knight-Cooley-Atkins-Dragicevich-Connaughton	7	1	1-0
12/17	Indiana (L, 69-58)	Atkins-Dragicevich-Martin-Grant-Cooley	8	1	0-1
12/19	Sacred Heart (W, 106-65)	Atkins-Dragicevich-Martin-Grant-Cooley	8	2	1-1
12/27	Pittsburgh (W, 72-59)	Atkins-Dragicevich-Martin-Grant-Cooley	8	3	2-1
1/4	Cincinnati (L, 71-55)	Atkins-Dragicevich-Martin-Grant-Cooley	8	4	2-2
1/7	Louisville (W, 67-65)	Atkins-Dragicevich-Martin-Grant-Cooley	8	5	3-2
1/10	USF (W, 60-49)	Atkins-Dragicevich-Martin-Grant-Cooley	8	6	4-2
1/14	Connecticut (L, 67-53)	Atkins-Dragicevich-Martin-Grant-Cooley	8	7	4-3
1/16	Rutgers (L, 65-58)	Atkins-Brooks-Martin-Grant-Cooley	1	4	2-2
1/21	Syracuse (W, 67-58)	Cooley-Atkins-Martin-Grant-Connaughton	9	1	1-0
1/25	Seton Hall (W, 55-42)	Cooley-Atkins-Martin-Grant-Connaughton	9	2	2-0
1/29	Connecticut (W, 50-48)	Cooley-Atkins-Martin-Grant-Connaughton	9	3	3-0
2/4	Marquette (W, 76-59)	Cooley-Atkins-Martin-Grant-Connaughton	9	4	4-0

^ - Indicates first time that lineup was used

2011-12 Notre Dame Categorical Leaders

Minutes Per Game (min. 10 games played)	Eric Atkins (37.4)
Total Points	Jerian Grant (292)
Points Per Game (min. 10 games played)	Eric Atkins (13.1)
Total Field Goals Made	Jerian Grant (86)
Field Goal % (min. 10 games played)	Mike Broghammer (64.3%)
Total 3-Point Field Goals Made	Jerian Grant (36)
3-Point Field Goal % (min. 10 games played)	Joey Brooks (46.7%)
Total Free Throws Made	Jerian Grant (84)
Free Throw % (min. 10 games played)	Jerian Grant (78.5%)
Season Rebounds	Jack Cooley (185)
Season Assists	Jerian Grant (113)
Season Blocks	Jack Cooley (33)
Season Steals	Jerian Grant (31)

2011-12 BIG EAST Standings As of 2/7/12

	BIG EAST	Pct	Overall	Pct
Syracuse	10 - 1	.909	23 - 1	.958
Marquette	9 - 3	.750	20 - 5	.800
Georgetown	8 - 3	.727	18 - 4	.818
Notre Dame	7 - 3	.700	15 - 8	.652
Louisville	7 - 4	.636	19 - 5	.792
Cincinnati	6 - 4	.600	16 - 7	.696
USF	6 - 4	.600	13 - 10	.565
West Virginia	6 - 5	.545	16 - 8	.667
Connecticut	5 - 6	.455	15 - 8	.652
Seton Hall	4 - 7	.364	15 - 8	.652
Pittsburgh	4 - 7	.364	15 - 9	.625
Rutgers	4 - 7	.364	12 - 12	.500
St. John's	4 - 7	.364	10 - 13	.435
Villanova	3 - 8	.273	10 - 13	.435
Providence	2 - 9	.182	13 - 11	.542
DePaul	2 - 9	.182	11 - 12	.478